



JACKSONVILLE JAGUARS AT NEW ENGLAND PATRIOTS

2018 AFC CHAMPIONSHIP GAME RELEASE
SUNDAY, JANUARY 21 | 3:05 PM EST | GILLETTE STADIUM



2017 AFC SOUTH CHAMPIONS





FOR IMMEDIATE RELEASE

TUESDAY, JAN. 16, 2018



JACKSONVILLE JAGUARS (12-6) AT NEW ENGLAND PATRIOTS (14-3)

AFC CHAMPIONSHIP GAME

SUNDAY, JAN. 21, 2018 • 3:05 P.M. EST • GILLETTE STADIUM (66,829)



Tad Dickman - Sr. Manager, Public Relations • Amanda Holt - Business Public Relations Strategy Manager • Alex Brooks - Public Relations Coordinator
 Andy Esworthy - Public Relations Assistant • Gaby Moran - Public Relations Assistant • Dan Edwards - Sr. Vice President, Communications



THE OVERVIEW

After defeating the Steelers in Pittsburgh, 45-42, in an AFC Divisional round matchup, the Jaguars will head to New England on Sunday, Jan. 21 to face the Patriots at Gillette Stadium in the AFC Championship game. Sunday's game will mark the Jaguars' third appearance in the AFC Championship game in their 23-season history and their first since the 1999 season (2017, 1999, 1996). The Jaguars have faced the Patriots four times in the postseason (1-3), including a 20-6 loss in the AFC Championship game on Jan. 12, 1997. The Jaguars are seeking their first win over the Patriots in a regular season or postseason game since defeating New England in an AFC Wild Card matchup on Jan. 3, 1999. With the win over Pittsburgh and a 10-3 victory vs. Buffalo in the AFC Wild Card round, the Jaguars have won multiple postseason games in a single season for the first time since the 1996 season (won Wild Card at Buffalo, won Divisional at Denver, lost AFC Championship game at New England) and the Jaguars are the only team in the NFL with multiple postseason victories this season. The Jaguars scored 45 points against the Steelers, their most in a road postseason game in franchise history and tied for the most in an away game in franchise history (45 points scored at Baltimore on Nov. 1, 1998), including the regular season and postseason.



RECIPE FOR SUCCESS

Including the regular season and postseason, the Jaguars have scored 38 TDs on their 56 red zone trips this season, and their 67.9 percent red zone TD rate is the best in the NFL. The Jaguars have had six drives in the red zone this postseason and have scored TDs on all six red zone possessions. Fourth-year QB **Blake Bortles** has been impressive in the red zone this season, completing 32 of 57 passes (56.1 comp. pct.) for 235 yards, 20 TDs and zero INTs for a passer rating of 105.6 (includes regular season and postseason). Bortles is the first player in franchise history to post consecutive postseason games with at least one passing TD and zero INTs. The Jaguars are 6-0 this season when they don't have an offensive turnover.

On the opening possession of the AFC Divisional round at Heinz Field, with fourth-and-goal at the Steelers' 1-yard line, the Jaguars scored on a 1-yard rushing TD by rookie RB **Leonard Fournette**. Including the regular season and postseason, the Jaguars have converted 12 of 15 fourth down attempts this season, and their 80.0 fourth down conversion rate is the highest in the NFL. Fournette, selected with the fourth overall pick in the 2017 NFL Draft, rushed 25 times for 109 yards (4.4 rush avg.) and three TDs and caught two passes for 10 yards in the Jaguars' Divisional round victory over Pittsburgh. Fournette's three rushing TDs are a Jaguars postseason single-game record and the second-most in a game in franchise history (RB **James Stewart** scored five rushing TDs in a regular season game against Philadelphia on Oct. 12, 1997). According to Pro Football Reference, Fournette became the second rookie in the last 65 years to rush for at least 100 yards and three rushing TDs in a postseason game, joining Green Bay's **Ryan Grant** (Jan. 12, 2008). Entering Sunday's game, the Jaguars are averaging 143.4 rushing yards per game through 18 games this season, including the postseason, the highest mark in the NFL.



NFL CONFERENCE CHAMPIONSHIP SCHEDULE

Sunday, January 14

Jacksonville at New England3:05 p.m.
 Minnesota at Philadelphia6:40 p.m.

All Game Times Eastern



ON THE CALL

TV BROADCAST INFORMATION: Sunday's game will be broadcast nationally on CBS, locally on WJAX 47. **Jim Nantz** will handle the play-by-play duties with **Tony Romo** providing analysis. **Tracy Wolfson** and **Jay Feely** will report from the sidelines.

NATIONAL RADIO BROADCAST INFORMATION: Westwood One will broadcast this week's game. **Kevin Kugler** will handle play-by-play duties with **Dan Fouts** providing analysis. **Ed Werder** will report from the sidelines. **Scott Graham** will host the pregame and halftime shows.

RADIO BROADCAST INFORMATION: WJXL 1010-AM/92.5-FM returned as the team's radio broadcast partner in 2017, along with simulcast partner WGNE 99.9-FM. Jaguars radio broadcasts feature play-by-play announcer **Frank Frangie** joining former Jaguars **Jeff Lageman** and **Tony Boselli** in the booth, with **Rick Ballou** reporting from the sidelines. Jaguars.com reporter **J.P. Shadrick** co-hosts game day studio coverage alongside **Mike Dempsey** for the Jaguars radio network. The Publix tailgate show starts the gameday broadcast three hours prior to kickoff.



MEDIA SCHEDULE

Wednesday, Jan. 17

10:40 a.m. Head Coach **Doug Marrone** available in TV studio
 11:45 a.m - 12:05 p.m... Practice open to local media
 1:15 - 2:15 p.m. Locker room open to media
 1:15 - 2:15 p.m. Select players available in TV studio, including QB **Blake Bortles**

Thursday, Jan. 18

10:40 a.m. Head Coach **Doug Marrone** available in TV studio
 11:45 a.m.-12:05 p.m. Practice open to local media
 1:15 - 2:15 p.m. OC **Nathaniel Hackett**, DC **Todd Wash**, STC **Joe DeCamillis** and select players available
 1:15-2:15 p.m. Locker room open to media

Friday, Jan. 19

10:50-11:10 a.m. Practice open to local media
 12:15 p.m. Head Coach **Doug Marrone** available near Gate 2
 12:15 - 1 p.m. Select players available in TV studio, including QB **Blake Bortles**
 12:15 - 1 p.m. Locker room open to media

Saturday, Jan. 20

Travel day - no media availability

Sunday, Jan. 21

3:05 p.m. Kickoff at New England Patriots



OFFENSE STARTS WITH DEFENSE

Through 18 games this season, Head Coach **Doug Marrone** and the Jaguars are +14 in the turnover margin and their 37 takeaways this year, including the regular season and the postseason, are the most in the NFL. The Jaguars have scored a league-high 151 points off takeaways in the regular season and postseason, 30 more than the next-closest team (Baltimore - 121). In the AFC Divisional round, the Jaguars recorded two takeaways against the Steelers, including an INT by second-year LB **Myles Jack** and a sack-fumble by second-year DE **Yannick Ngakoue** that was recovered by second-team All-Pro OLB **Telvin Smith** and returned 50 yards for a TD. The fumble recovery for a score marked the Jaguars' eighth defensive TD this season, the most in the NFL, and Smith leads all NFL players with three defensive TDs in the 2017 season (regular season and postseason). In two meetings against Steelers QB Ben Roethlisberger this season, the Jaguars totaled six INTs, their most against any one player in a season in franchise history.

MEDIA INFORMATION

2017 REGULAR SEASON SCHEDULE (10-6)

Date	Opponent	Result
Sun. Sept. 10	at Houston Texans	W, 29-7
Sun. Sept. 17	TENNESSEE TITANS	L, 16-37
Sun. Sept. 24	BALTIMORE RAVENS	W, 44-7
Sun. Oct. 1	at New York Jets	L, 20-23 (OT)
Sun. Oct. 8	at Pittsburgh Steelers	W, 30-9
Sun. Oct. 15	LOS ANGELES RAMS	L, 17-27
Sun. Oct. 22	at Indianapolis Colts	W, 27-0
Sun. Oct. 29	BYE WEEK	
Sun. Nov. 5	CINCINNATI BENGALS	W, 23-7
Sun. Nov. 12	LOS ANGELES CHARGERS	W, 20-17 (OT)
Sun. Nov. 19	at Cleveland Browns	W, 19-7
Sun. Nov. 26	at Arizona Cardinals	L, 24-27
Sun. Dec. 3	INDIANAPOLIS COLTS	W, 30-10
Sun. Dec. 10	SEATTLE SEAHAWKS	W, 30-24
Sun. Dec. 17	HOUSTON TEXANS	W, 45-7
Sun. Dec. 24	at San Francisco 49ers	L, 33-44
Sun. Dec. 31	at Tennessee Titans	L, 10-15

All Game Times Eastern • Bold games: HOME

WHAT'S AT STAKE

The winner of Sunday's game will be named the American Football Conference Champion and presented with the Lamar Hunt Trophy, named in honor of Pro Football Hall of Fame inductee **Lamar Hunt**, the founder of the American Football League and longtime majority owner of the Kansas City Chiefs. First presented following the 1984 season, the 2010 season marked the debut of its redesign by Tiffany & Co. The trophy reflects the sterling silver material of the Vince Lombardi Trophy, awarded each year to the Super Bowl champions and also designed by Tiffany & Co. The trophy design is based on a football and features an etched conference logo and the NFL Shield.

The first AFL Championship Game was the 1960 meeting in which the Houston Oilers defeated the Los Angeles Chargers 24-16 at Houston's Jeppesen Stadium on New Year's Day, 1961. It was nationally televised by ABCTV. The AFL Championship Games were telecast nationally by ABC from 1960 through 1964. NBC carried the game from 1965 until 1969, and then carried the AFC Championship Game from 1970 until 1997. CBS has carried the game since 1998.

ALL-PRO JAGUARS

On Friday, Jan. 5, the Associated Press named Jacksonville Jaguars 10th-year Pro Bowl DE **Calais Campbell** and second-year Pro Bowl CB **Jalen Ramsey** to the All-Pro first team, while fifth-year Pro Bowl CB **A.J. Bouye** and fourth-year OLB **Telvin Smith** were named to the All-Pro second team. Campbell was also named as a second team selection as an interior defensive lineman. This marked the first time since 2011 that a Jaguars player has been named to The Associated Press All-Pro team (RB **Maurice Jones-Drew** was a first team selection in 2011). The last time a Jaguars defender was named to The Associated Press All-Pro team was CB Rashean Mathis (first team) in 2006. **Doug Marrone** has coached 13 players to 17 Associated Press All-Pro selections during his 12 years as an offensive line coach (only offensive linemen), offensive coordinator (only offensive players) and head coach (all players).

PRONUNCIATION GUIDE

Eli Ankou	EE-lee ANN-koo
A.J. Bouye	BOY-yay
A.J. Cann	CAN
Calais Campbell	kuh-LAY-us
Marcell Dareus	DAR-ee-us
Tashaun Gipson	tuh-SHAWN
Colin Holba	HOLE-buh
Abry Jones	AY-bree
Josh Lambo	lam-BOH
Lerentee McCray	luh-ren-TAY
Jaydon Mickens	jay-DON
Yannick Ngakoue	yah-NEEK in-GAH-kway
Patrick Omameh	oh-MAH-may
Jermei Parnell	Jeremy
William Poehls	pails
Paul Posluszny	puz-LUZ-nee
James O'Shaughnessy	O-SEAN-uh-see
Dawuane Smoot	duh-WAHN
Jarrod Wilson	Jared

2018 PRO BOWL

Four players from the Jacksonville Jaguars – all on defense – have been selected to the 2018 Pro Bowl, the NFL announced on Dec. 19. Those players are CB **A.J. Bouye** (first selection), DE **Calais Campbell** (third selection), DT **Malik Jackson** (first selection) and CB **Jalen Ramsey** (first selection). Bouye, Campbell and Ramsey were all designated as Pro Bowl starters. The Jaguars' four Pro Bowl selections are their most in a season since 1999 (seven players selected) and their four defensive players selected to the Pro Bowl are the most in a season in franchise history.

JAGUARS 2017 AWARDS

CB A.J. Bouye:

- Named AFC Defensive Player of the Week after his performance in Week 10 vs. the Los Angeles Chargers. Bouye totaled four tackles and intercepted Chargers QB **Philip Rivers** in overtime and returned it 51 yards to set up the game-winning field goal by K **Josh Lambo** that gave Jacksonville a 20-17 overtime victory.

DE Calais Campbell:

- Named AFC Defensive Player of the Week after Week 1 for his record-breaking 4.0-sack performance against the Houston Texans.

RB Leonard Fournette:

- Named FedEx Ground Player of the Week after Week 5 when he rushed 28 times for a career-best 181 yards (6.5 rush avg.) and two TDs, including a 90-yard score, in the team's victory over Pittsburgh.

WR Jaydon Mickens:

- Named AFC Special Teams Player of the Week after Week 9 against Cincinnati for returning his second career punt return 63 yards for a TD in the fourth quarter to give Jacksonville a 23-7 lead.

- Named AFC Special Teams Player of the Week after Week 14 against Seattle. Mickens returned a third-quarter punt 72 yards to the Seahawks' 1-yard line, which resulted in a **Leonard Fournette** TD on the ensuing play and gave the Jaguars a 24-10 lead.

LB Telvin Smith:

- Named AFC Defensive Player of the Week for his performance in Week 5 after finishing with a game-high 10 tackles and a 28-yard INT returned for a TD at Pittsburgh.

GAME NOTES

BY THE NUMBERS

2012

The Jaguars are looking to become the second AFC team in the last decade that was seeded third or lower in the postseason to defeat both the No. 1 and No. 2 AFC seeds on the road to advance to the Super Bowl. This season, the (3) Jaguars defeated the (2) Steelers in Pittsburgh in the AFC Divisional round and face the (1) Patriots in the AFC Championship game in Foxborough. In 2012, the (4) Ravens defeated the (1) Broncos in Denver in the AFC Divisional round and then the (2) Patriots in the AFC Championship game in Foxborough. The Ravens went on to beat the San Francisco 49ers, 34-31, in Super Bowl XLVII in New Orleans, La.

290

Rookie RB **Leonard Fournette** rushed for 109 yards and three rushing TDs in the Divisional round victory against Pittsburgh. Combined with his 181 rushing yards against the Steelers in Week 5, Fournette recorded 290 rushing yards against Pittsburgh this season, marking the most by any player against the Steelers in a season since **Jim Brown** totaled 314 rushing yards in 1965 (including playoffs).

66

On the opening drive, the Jaguars drove 66 yards on eight plays and scored on a 1-yard TD by rookie RB **Leonard Fournette**. This season, the Jaguars have scored on their opening drive in eight of 18 games. Sunday's game marked the sixth time the Jaguars have scored on their opening possession in 13 postseason games.

20+

The Jaguars defeated the Steelers, 30-9, in Week 5, and again last Sunday, 45-42, in the Divisional round. Since 2012, 13 teams who defeated an opponent by at least 20-points in the regular season also defeated that same opponent in the postseason rematch of the same season.

16

Second-team All-Pro LB **Telvin Smith** registered 16 tackles (14 solo), one pass defensed and a 50-yard fumble recovery for a TD against the Steelers in the Divisional round. His 16 tackles are the most tackles in a playoff game since **Ray Lewis** in 2012 (Divisional, 17 tackles).

8

QB **Blake Bortles** didn't turn the ball over against Pittsburgh in the Divisional round, marking the eighth time he has achieved the feat this season, including the postseason. The Jaguars are 8-0 in these games.

FOURTH-AND-1

Last Sunday, the Jaguars elected to go for it on 4th-and-goal from the PIT 1-yard line on the Jaguars first offensive possession. The play resulted in a 1-yard rushing TD by RB **Leonard Fournette**. This season, the Jaguars have converted 80.0 (12 of 15) percent of their fourth down attempts, marking the best rate in the NFL, including the post-season. Jacksonville is 2 for 2 on fourth downs in the postseason.

2

LB **Myles Jack** and CB **Aaron Colvin** have each registered their first career INT (regular season or postseason) in the 2017 playoffs. The last time a team had two players to each record their first career INT in a postseason game in the same season was Houston in 2016 (**Jadeveon Clowney** and **Corey Moore**).

JAGUARS-PATRIOTS CONNECTIONS

Player Connections

Jaguars TE **James O'Shaughnessy** was traded to New England in the 2017 offseason and spent the 2017 training camp with the team.

REGULAR SEASON TEAM COMPARISONS

*All based on NFL Rankings

	Jaguars	Patriots
Record	10-6	13-3
Division Standing	1st (AFC)	1st (AFC)
Turnover Margin	+10 (T-5th)	+6 (11th)
Offense		
Yds Per Game	365.9 (6th)	394.2 (1st)
Yds Per Play	5.43 (12th)	5.89 (5th)
Points Per Game	26.1 (5th)	28.6 (2nd)
Possession Average	31:47 (5th)	30:37 (11th)
Rushing Yds Per Game	141.4 (1st)	118.1 (10th)
Passing Yds Per Game	224.6 (17th)	276.1 (2nd)
Had Intercepted	13	8
Sacks Allowed/Yards	24/123	35/201
Fumbles/Lost	24/10	13/4
Third Down Pct.	37.4% (20th)	40.6% (10th)
Red Zone TD Pct.	64.0% (2nd)	60.0% (5th)
Give-Aways	23	12
Defense		
Yds Per Game	286.1 (2nd)	366.0 (29th)
Yds Per Play	4.61 (1st)	5.73 (31st)
Points Per Game	16.8 (2nd)	18.5 (5th)
Rushing Yds Per Game	116.3 (21st)	114.8 (20th)
Passing Yds Per Game	169.9 (1st)	251.3 (30th)
Interceptions	21	12
Sacks/Yards	55/356	42/299
Opponents Fumbles/Lost	25/12	19/6
Third Down Pct.	33.6% (4th)	39.4% (21st)
Red Zone TD Pct.	39.3% (2nd)	43.8% (4th)
Take-Aways	33	18
Special Teams		
Punt-Average Yds (Gross)	43.6	43.4
Punt-Average Yds (Net)	38.9	40.5
Punt Returns-Avg. Per	9.3	8.2
Punt Returns-Avg. Per Allowed	7.6	4.6
Kickoff Returns-Avg. Per	22.0	22.2
Kickoff Returns-Avg. Per Allowed	20.4	18.9
Field Goals Made/Attempts	30/35	37/40
Penalties		
Penalties Against/Yds	112/936	95/835
Opp. Penalties Against/Yd	112/1,050	111/1,035

JAGUARS/PATRIOTS OVERALL SERIES BREAKDOWN

Series Meetings:	11
Postseason Meetings:	4
Jaguars' Record:	1-10 (Home: 0-3 in RS; 1-0 in PS/Away: 0-4 in RS; 0-3 in PS)
First Game:	JAX 25, at N.E. 28 OT (9/22/96)
Last Game:	JAX 17, at N.E. 51 (9/27/15)
Last Postseason Game:	Jax 20, at N.E. 31 (1/12/08)
Current Streak:	7 Losses
Longest JAX Win Streak:	none
Longest N.E. Win Streak:	7 (12/14/03-9/27/15)
Last JAX Home Win:	(1/3/99): at JAX 25, N.E. 10
Last JAX Home Loss:	(12/23/12): at JAX 16, N.E. 23
Last JAX Road Win:	none
Last JAX Road Loss:	(9/27/15): JAX 17, at N.E. 51
JAX Shutouts:	none
N.E. Shutouts:	none
Most JAX points:	25, 2x, last (1/3/99): at JAX 25, N.E. 10
Most N.E. points:	51, (9/27/15): JAX 17, at N.E. 51
Total JAX points:	173
Total N.E. points:	303
Average JAX points:	15.7
Average N.E. points:	27.5
Largest JAX Win:	15, (1/3/99): at JAX 25, N.E. 10
Largest N.E. Win:	34, (9/27/15): JAX 17, at N.E. 51

POSTSEASON NOTES

HOME AWAY FROM HOME

The Jacksonville Jaguars went 2-0 against the Steelers this season, including two wins in Pittsburgh. The Jaguars are the only team in NFL history to defeat the Steelers twice in a season in Pittsburgh, and have now done it twice – 2007 and 2017. The Jaguars scored 75 points in two games at Heinz Field this season, the fourth-most by an opponent in a single season in Pittsburgh in the Super Bowl era. The Jaguars are now 7-6 in Pittsburgh in the regular season and postseason in franchise history, and their .538 winning pct. in Pittsburgh is their second-highest winning pct. on the road in franchise history. The Jaguars' seven victories in Pittsburgh are the second-most in an away city in franchise history, including the regular season and postseason.

HIGHEST WINNING PERCENTAGE ON THE ROAD AGAINST AN OPPONENT IN FRANCHISE HISTORY (REGULAR SEASON AND POSTSEASON)

Rk.	Opponent	Wins	Games	Winning Pct.
1.	Cleveland	7	9	.778
2.	Pittsburgh	7	13	.538
3.	Arizona	1	2	.500
	Buffalo	4	8	.500
	Chicago	2	4	.500
	Dallas	2	4	.500
	Green Bay	1	2	.500
	Miami	1	2	.500
	Philadelphia	1	2	.500

MOST ROAD WINS AGAINST AN OPPONENT (REGULAR SEASON AND POSTSEASON)

Rk.	Opponent	Wins
1.	Tennessee Titans	9
2.	Cleveland Browns	7
	Pittsburgh Steelers	7
4.	Houston Texans	5
	Baltimore Ravens	5
	Indianapolis Colts	5
7.	Buffalo Bills	4
	Cincinnati Bengals	4

BACK-TO-BACK

After a 45-42 victory over the Steelers in the AFC Divisional round, the Jaguars are the 10th team to beat Pittsburgh in the regular season and playoffs in the same season. Of the previous nine teams, seven went on to the Super Bowl, and two were victorious.

DEFEAT THE STEELERS IN THE REGULAR SEASON AND PLAYOFFS IN A SINGLE SEASON, SUPER BOWL ERA

Team	Season	Super Bowl Participant
Jacksonville	2017	???
New England	2016	Yes*
Jacksonville	2007	No
Tennessee	2002	No
San Diego	1994	Yes
Buffalo	1992	Yes
Denver	1989	Yes
Miami	1984	Yes
Denver	1977	Yes
Oakland	1976	Yes*

*Won Super Bowl

STARTED FROM THE BOTTOM

After the Divisional round victory last Sunday, the Jaguars have tied the NFL record for fewest wins in a season prior to qualifying for a conference championship game the next season. The 2017 Jaguars, the 2005 Saints and the 1966 Oilers all won three games prior to making it to the conference championship the next season.

FEWEST WINS IN A SEASON BEFORE MAKING THE CONFERENCE CHAMPIONSHIP, SUPER BOWL ERA

Team	Season	W-L	Season	W-L	Championship Result
Jacksonville	2016	3-13	2017	12-6	???
New Orleans	2005	3-13	2006	11-7	Lost
Houston Oilers	1966	3-13	1967	9-5-1	Lost
St. Louis	1998	4-12	1999	16-3	Won*
Jacksonville	1995	4-12	1996	11-8	Lost

*Won Super Bowl XXXIII

WE CAN SCORE, TOO!

In the Divisional round against Pittsburgh, DE **Yannick Ngakoue** recorded a sack-fumble on Steelers QB **Ben Roethlisberger**, which LB **Telvin Smith** recovered and returned 50 yards for a TD, the eighth defensive TD of the season. The Jaguars' eight defensive TDs are the most by one team, including the postseason, since Chicago in 2012 (nine). Since 1990, Jacksonville is the 11th team to total eight defensive TDs in a season, including the postseason. If the Jaguars score another defensive TD this Sunday, they would be one of six teams to total nine defensive TDs in a season.

MOST DEFENSIVE TDs IN A SINGLE SEASON, NFL, 1990-PRESENT (REGULAR SEASON AND POSTSEASON)

Team	Season	TDs
Seattle	1998	10
Chicago	2012	9
New Orleans	2009	9
Kansas City	1999	9
New Orleans	1998	9
Jacksonville	2017	8
Minnesota	2007	8
St. Louis	2001	8
St. Louis	1999	8
Kansas City	1992	8
Minnesota	1992	8

*a list of all Jaguars defensive TDs can be found in the defensive regular season statistics in 14 pages.

HEINZ FIELD 2017 TOP PERFORMERS

Last Sunday, RB **Leonard Fournette** rushed for 109 yards and three TDs at Pittsburgh. In his first appearance against the Steelers this season in Week 5, Fournette posted two rushing TDs. His five TDs at Heinz Field this season are tied for the third-most TDs and the most rushing TDs among all players, including the postseason. LB **Telvin Smith** also broke into the top 10 for the most TDs at Pittsburgh in 2017 with his Week 5 INT for a TD and his fumble recovery for a TD in the Divisional round.

MOST TDs SCORED AT HEINZ FIELD, NFL, 2017 (REGULAR SEASON AND POSTSEASON)

Rk.	Player (Team)	TDs
1.	Antonio Brown (PIT)	8
2.	Le'Veon Bell (PIT)	6
3.	Leonard Fournette (JAX)	5
	JuJu Smith-Schuster (PIT)	5
5.	Martavis Bryant (PIT)	4
6.	Telvin Smith (JAX)	2
	Jamall Williams (G.B.)	2
	Javorius Allen (BAL)	2
	Reshard Higgins (CLE)	2

POSTSEASON NOTES

RED [HOT] ZONE

In the Divisional round at Pittsburgh, the Jaguars offense scored TDs on all five red zone drives. This season, the Jaguars have had 56 red zone drives, including the postseason, and have scored 40 TDs. Their 67.9 red zone TD percentage is the best in the NFL this season.

HIGHEST RED ZONE TD PCT., NFL, 2017 (REGULAR SEASON AND POSTSEASON)

Team	Drives	TDs	Pct.
Jacksonville	56	40	67.9
Philadelphia	58	37	63.8
New England	75	47	62.7

RUN GAME STRONG

In the Divisional round against Pittsburgh, the Jaguars ran on 57.4 percent of their offensive plays, marking the second consecutive game that they ran the ball on at least 57.0 percent of the plays. This season, the Jaguars are 8-0 when rushing on at least 55 percent of their offensive plays in a game, including the postseason.

TEAM RECORD BASED ON RUN PLAY PERCENTAGE, JAGUARS, 2017

Run Play Pct.	W-L
55+	8-0
40-54	3-3
0-40	0-3

POINTS GALORE

Last Sunday, the Jaguars and Steelers combined for 87 points in the Divisional round, marking the fourth-most points in a single postseason game and the most in a game excluding Wild Card games. The final score of Sunday's game was 45-42, and the first such final score in the postseason.

MOST POINTS IN A SINGLE POSTSEASON GAME

Game	Teams	Points
2009 Wild Card	Packers at Cardinals	96
1995 Wild Card	Lions at Eagles	95
2013 Wild Card	Chiefs at Colts	89
2017 Divislonal	Jaguars at Steelers	87

FOURNETTE ON FIRE

Rookie RB **Leonard Fournette** rushed for 109 yards and three rushing TDs at Pittsburgh in the Divisional round. Fournette's three rushing TDs are a new career high. He became just the third rookie in NFL history to post three rushing TDs in a postseason game. Fournette is the first player to do so in the postseason since LeGarrette Blount in 2014.

MOST RUSHING TDs BY A ROOKIE IN A POSTSEASON GAME IN NFL HISTORY

Player	Team	Date	TDs
Leonard Fournette	JAX	Jan. 14, 2018	3
Ryan Grant	G.B.	Jan. 12, 2008	3
William Floyd	S.F.	Jan. 7, 1995	3

Fournette also became just the fifth rookie in the last 10 seasons to rush for at least 100 yards in a postseason game and the first rookie to do so in Jaguars history.

AT LEAST 100 RUSHING YARDS BY A ROOKIE IN A POSTSEASON GAME, NFL, 2008-PRESENT

Player	Team	Date	Yds
Leonard Fournette	JAX	Jan. 14, 2018	109
Ezekiel Elliott	DAL	Jan. 15, 2017	125
Bernard Pierce	BAL	Jan. 6, 2013	103
James Starks	G.B.	Jan. 9, 2011	123
Shonn Greene	NYJ	Jan. 17, 2010	128
Shonn Greene	NYJ	Jan. 9, 2010	135

ROAD WARRIORS

Including the regular season and postseason, the Jaguars have won five road games this season, the fourth-most in franchise history. With a win on Sunday in New England, the Jaguars would tally the second-most road victories in franchise history, trailing only the seven road wins during the 1999 season.

The Jaguars are +7 in the turnover margin on the road this season (regular season and postseason), the best mark in franchise history. The Jaguars also registered 22 takeaways in nine road games this season, the most in the NFL and the most in a season in franchise history.

The Jaguars have scored eight defensive TDs in nine road games this season, including the postseason, the most in a season in franchise history and the most road defensive TDs by an NFL team since the 1970 merger.

INTERCEPTION INCEPTION

In the Wild Card game against Buffalo, the Jaguars defense posted two INTs in the victory. The first came in the second quarter, when fourth-year CB **Aaron Colvin** intercepted Bills QB **Tyrod Taylor**, marking Colvin's first INT in his NFL career. The second came when All-Pro CB **Jalen Ramsey** intercepted Bills QB **Nathan Peterman** on Buffalo's final offensive play to clinch the win for the Jaguars. The two INTs mark the second-most in a postseason game in franchise history.

MOST INTs IN A POSTSEASON GAME IN JAGUARS HISTORY

Date	Opponent	INTs	Result
1/5/08	at Pittsburgh	3	W, 31-29
1/7/18	vs. Buffalo	2	W, 10-3
1/5/00	vs. Miami	2	W, 62-7

Last Sunday, Jaguars LB **Myles Jack** intercepted Steelers QB **Ben Roethlisberger**, marking his first career INT and the 23rd INT by the Jaguars this season. The Jaguars' three INTs in the postseason are tied for the most in a single postseason in franchise history (2007 & 1999).

YANNICK NSACKOUE

Last Sunday, DE **Yannick Ngakou** caused a sack-fumble on Steelers QB **Ben Roethlisberger**, marking the 11th forced fumble and 21st sack in 34 career games, including the postseason. Ngkou's sack-fumble against Pittsburgh led to a defensive TD. The second-year DE has now been a key factor in five out of the team's eight defensive TDs, including four strip-sacks and one fumble recovery for a TD.

YA FEEL ME?

Last Sunday, LB **Telvin Smith** scored on a 50-yard fumble recovery returned after a sack-fumble by DE **Yannick Ngakou**, marking Smith's third defensive TD of the season. His three defensive TDs lead the league this season, including the postseason. Smith is just one of five LBs to record at least three defensive TDs in a single season since 1991.

MOST DEFENSIVE TDs BY A LB, NFL, 1991-PRESENT (REGULAR SEASON AND POSTSEASON)

Year	Player (Team)	TDs
2002	Derrick Brooks (T.B.)	5
2017	Telvin Smith (JAX)	3
2015	Luke Kuechly (CAR)	3
2005	Adalius Thomas (BAL)	3
2002	Derrick Brooks (T.B.)	5
1999	Mike A. Jones (STL)	3

POSTSEASON NOTES

JAGS DEFENSE STOPS RUNS

Last Sunday, the Jaguars defense held Steelers RB **Le'Veon Bell** to 67 rushing yards. The Jaguars have now held four RBs that finished in the Top 10 in rushing yards to fewer than 100 yards on the ground this season. The Jaguars also held Bell to just 47 rushing yards in the first meeting against the Steelers in Week 5.

TOP 10 RBs AGAINST THE JAGUARS, 2017 (REGULAR SEASON AND POSTSEASON)

Week	Player	Yards	Avg.
5	Le'Veon Bell	47	3.1
6	Todd Gurley	116	5.0
10	Melvin Gordon	27	1.7
WC	LeSean McCoy	75	3.9
Div	Le'Veon Bell	67	4.2

DROP IT, DROP IT LOW

In the Wild Card game against Buffalo, the Jaguars defense allowed 263 net yards, and held the Bills to just three points. The Jaguars' three points allowed were the fewest in team postseason history. It also marks the third game this season and the 28th game in franchise history that the Jaguars defense held a team to zero offensive TDs.

FEWEST POINTS ALLOWED IN A POSTSEASON GAME IN FRANCHISE HISTORY

Rk.	Opponent	Date	Location	Result
1.	Buffalo	1/7/18	Home	W, 10-3
2.	Miami	1/15/00	Home	W, 62-7
3.	New England	1/3/99	Home	W, 25-10
4.	New England	1/12/97	Away	L, 6-20
5.	Buffalo	12/28/96	Away	W, 30-27
	Denver	1/4/97	Away	W, 30-27

JACK ATTACK

LB **Myles Jack** posted six tackles (four solo), including one for a loss, 1.0 sack, one QB hit and two passes defensed in the Wild Card game against the Bills. He is one of seven LBs to post multiple PDs in a postseason game since 2015.

MOST PDs BY A LB IN A POSTSEASON GAME, NFL, 2015-PRESENT

Rk.	Player (Team)	Date	PDs
1.	Jake Ryan (G.B.)	1/8/17	3
2.	Myles Jack (JAX)	1/7/18	2
	Benardrick McKinney (HOU)	1/14/17	2
	Malcolm Smith (OAK)	1/7/17	2
	Luke Kuechly (CAR)	1/17/16	2
	Eric Kendricks (MIN)	1/10/16	2
	Ryan Shazier (PIT)	1/9/16	2

CAMPBELL CAN'T SLOW DOWN

In the Wild Card game against Buffalo, DE **Calais Campbell** posted four QB hits on Bills QB **Tyrod Taylor**, becoming one of 10 defensive linemen to post four QB hits in a postseason game since 2010.

MOST QBs HITS BY A DL IN A POSTSEASON GAME, NFL, 2010-PRESENT

Player (Team)	Date	Opponent	QHs
Calais Campbell (JAX)	1/7/18	vs. Buffalo	4
Grady Jarrett (ATL)	2/5/17	vs. New England	4
Trey Flowers (N.E.)	2/5/17	at Atlanta	5
Ezekiel Ansah (DET)	1/7/17	at Seattle	5
Everson Griffen (MIN)	1/10/16	at Seattle	4
Cameron Heyward (PIT)	1/9/16	at Cincinnati	4
Michael Bennett (SEA)	2/1/15	vs. New England	4
Ezekiel Ansah (DET)	1/4/15	at Dallas	4
Justin Smith (S.F.)	1/22/12	vs. N.Y. Giants	4
Justin Smith (S.F.)	1/14/12	vs. New Orleans	4

BORTLES BOLTS IN WILD CARD

Fourth-year QB **Blake Bortles** rushed 10 times for 88 yards against the Bills, the most rushing yards by any player in the game and the most by a Jaguars QB in a regular season or postseason game in franchise history. Bortles' 88 rushing yards are the most rushing yards by a NFL QB in the postseason since 2014.

MOST RUSHING YARDS IN A POSTSEASON GAME BY A QB, NFL, 2014-PRESENT

Rk.	Player	Date	Opponent	Rush Yds
1.	Blake Bortles	1/7/18	Buffalo	88
2.	Russell Wilson	1/14/17	Atlanta	49
3.	Cam Newton	1/24/16	Arizona	47
4.	Marcus Mariota	1/6/18	Kansas City	46
	Aaron Rodgers	1/22/17	Atlanta	46
6.	Cam Newton	2/7/16	Denver	45

THE WHOLE 86 YARDS

With the score even (3-3) with 9:34 remaining in the third quarter against the Bills, QB **Blake Bortles** led the Jaguars on a 15-play, 86-yard scoring drive that culminated in a TD pass from Bortles to second-year TE **Ben Koyack**. The drive marked the longest drive in Jaguars' postseason history in total plays (15) and duration (8:52 elapsed). On the drive, the Jaguars ran 12 times and Bortles completed all three passes, including strikes to RB **Leonard Fournette** (12 yards), TE **Mercedes Lewis** (16 yards) and Koyack (one-yard TD pass). Bortles had three runs on the drive for 20 total yards (nine, one and 10 yards).

LONGEST POSTSEASON DRIVE BY PLAYS IN FRANCHISE HISTORY

Date	Opponent	Plays	Duration	Yards
1/7/18	vs. Buffalo	15	8:52	86
1/12/08	at New England	13	6:05	86
1/7/06	at New England	12	5:45	56
1/7/06	at New England	11	3:34	46
1/12/08	at New England	11	7:11	95

SECOND HALF SUCCESS VS. BUFFALO

In the second half of the Wild Card game against Buffalo, QB **Blake Bortles** completed 6 of 8 passes for 54 yards and one TD for a 132.3 passer rating and rushed for 53 yards. His 132.3 passer rating in the second half marks the fourth-best passer rating by a Jaguar in a half (min. five attempts) of a postseason game and the third-best passer rating in a half in the NFL during Wild Card weekend, trailing N.O.'s **Drew Brees** and K.C.'s **Alex Smith's** first half performances.

HIGHEST PASSER RATING IN A HALF IN A POSTSEASON GAME IN FRANCHISE HISTORY (min. 5 attempts)

Rk.	Player	Date	Half	Passer Rating
1.	David Garrard	1/12/08	1	150.6
2.	Mark Brunell	1/4/97	2	137.5
3.	Mark Brunell	1/15/00	1	136.6
4.	Blake Bortles	1/7/18	2	132.3
5.	David Garrard	1/5/08	1	121.9

FOREVER MERCEDES

Twelfth-year TE **Mercedes Lewis** caught three passes for 17 yards against the Bills in the Wild Card match. Having played in Jacksonville's last postseason run in 2007, Lewis has played in four postseason games and has totaled nine receptions for 107 receiving yards, tied for the fourth-most receptions and sixth-most receiving yards in the postseason in franchise history.

POSTSEASON NOTES



LAMBOMATIC

Third-year K **Josh Lambo** made a 45-yard FG in the fourth quarter against the Steelers last Sunday. Lambo is 2 for 2 in the postseason, including a 44-yard FG against Buffalo in the Wild Card game. His 45-yard FG is tied for the second-longest FG made by a Jaguar in the postseason.

LONGEST FG IN A POSTSEASON GAME IN FRANCHISE HISTORY

Rk.	Player (Date)	FGM	FGA	Long
1.	Mike Hollis (1/4/97)	3	3	46
2.	Josh Lambo (1/15/18)	1	1	45
	Mike Hollis (1/15/00)	2	3	45
	Mike Hollis (12/2/96)	3	4	45
5.	Josh Lambo (1/7/18)	1	1	44
6.	Josh Scobee (1/12/08)	2	2	39



KICK IT REAL GOOD

P **Brad Nortman** posted four punts for 131 yards (32.8 avg.), including three inside the 20, against the Steelers in the Divisional round. In the Wild Card game, Nortman also registered three punts inside the 20, the most in a game in Jaguars postseason history. Nortman's six punts inside the 20 currently lead the league in the postseason and are the most by a Jaguar in a single postseason. If Nortman records two punts inside the 20 this Sunday, he will have the most in Jaguars history.

MOST PUNTS INSIDE THE 20 IN THE POSTSEASON, NFL, 2017

Rk.	Player (Team)	I20
1.	Brad Nortman (JAX)	6
2.	Johnny Hekker (LAR)	5
	Coltton Schmidt (BUF)	5
4.	Matt Bosher (ATL)	4
	Brett Kern (TEN)	4

MOST PUNTS INSIDE THE 20 IN JAGUARS POSTSEASON HISTORY

Rk.	Player (Years)	I20
1.	Bryan Barker (1996-99)	7
2.	Brad Nortman (2017)	6
3.	Chris Hanson (2005)	1
	Adam Podlesh (2007)	1



NORTMAN BOOMIN'

Sixth-year P **Brad Nortman** booted a 62-yard punt that was downed at the Bills' 4-yard line in the Wild Card game. The 62-yard punt was the longest of Nortman's postseason career, and the longest in Jaguars postseason history. Nortman finished the game with nine punts for 399 yards (44.3 gross avg.; 42.0 net avg.), including three punts inside the 20. His nine punts were also the most by a Jaguars punter in a postseason game and the most in the NFL in a postseason game since Oakland's **Marquette King** (10) on Jan. 7, 2017.

LONGEST PUNT IN A POSTSEASON GAME IN FRANCHISE HISTORY

Rk.	Player (Date)	Long
1.	Brad Nortman (1/7/18)	62
2.	Bryan Barker (1/3/99)	60
3.	Bryan Barker (12/28/96)	59
4.	Adam Podlesh (1/5/08)	54

MOST PUNTS IN A POSTSEASON GAME IN FRANCHISE HISTORY

Rk.	Player (Date)	Punts	I20
1.	Brad Nortman (1/7/18)	9	3
2.	Bryan Barker (1/3/99)	6	1
3.	Bryan Barker (12/28/96)	5	2
	Bryan Barker (1/15/00)	5	1
	Chris Hanson (1/7/06)	5	1
	Bryan Barker (1/12/97)	5	0



WHAT IF'S

Jaguars:

If the Jaguars win on Sunday at New England...

- The Jaguars are headed to the Super Bowl for the first time in franchise history
- The Jaguars have won three postseason games in a season for the first time in franchise history
- The Jaguars have won their eighth postseason game (would be 8-6)
- The Jaguars join the 2012 Baltimore Ravens as the only teams in the last two decades to beat the Patriots in New England in the AFC Championship game

QB Blake Bortles:

If he throws for 279 passing yards...

- Bortles now owns the Jaguars record for passing yards in a postseason game.

CB A.J. Bouye:

If he intercepts two passes...

- Bouye now joins **Rashean Mathis** and **Aaron Beasley** as the only players in franchise history to intercept multiple passes in a postseason game.

DE Calais Campbell:

If he registers 1.5 sacks...

- Campbell now joins **Clyde Simmons** and **Gary Walker** as the only players in franchise history to register multiple sacks in a postseason game.

RB Leonard Fournette:

If he rushes for 100 yards...

- Fournette now joins **Marshawn Lynch** as the only players to rush for 100-plus yards and a TD in consecutive postseason games in the last three seasons
- Fournette is the first Jaguars player to rush for 100-plus yards in a postseason game since **Fred Taylor** on Jan. 23, 2000 against Tennessee (110 rushing yards)

If he rushes for one TD...

- Fournette has now posted four career postseason rushing TDs, the most in franchise history

K Josh Lambo:

If he scores 15 points...

- Lambo has now set the franchise postseason record for points scored in a single game

If he makes a FG of at least 47 yards...

- Lambo has now made the longest field goal in Jaguars postseason history

TE Mercedes Lewis:

If he catches one pass...

- With one reception today, Lewis has now posted 10 career postseason receptions, the fourth-most in franchise history.

If he registers 36 receiving yards...

- Lewis has now moved into fourth on the Jaguars' career postseason receiving yards list, surpassing WR **Matt Jones**.

DE Yannick Ngakoue:

If he forces one fumble...

- Ngakoue is now the fifth player in franchise history and the first Jaguars player since the 1999 season to force multiple fumbles in the playoffs

CB Jalen Ramsey:

If he intercepts one pass...

- Ramsey is the first player in franchise history to intercept a pass in consecutive postseason games

WR Dede Westbrook:

If he catches one TD pass...

- Westbrook is now the first rookie in franchise history to catch a touchdown pass in the postseason

2017 REGULAR SEASON COMPARISON

JACKSONVILLE JAGUARS

PATRIOTS

STATISTIC	JAX	OPP
TOTAL FIRST DOWNS	332	257
Rushing	101	91
Passing	193	143
Penalty	38	23
3rd Down: Made/Att	85/227	74/220
3rd Down Pct.	37.4%	33.6%
4th Down: Made/Att	10/13	6/13
4th Down Pct.	76.9%	46.2%
POSSESSION AVG.	31:27	28:13
TOTAL NET YARDS	5,855	4,578
Avg. Per Game	365.9	286.1
Total Plays	1,078	993
Avg. Per Play	5.4	4.6
NET YARDS RUSHING	2,262	1,860
Avg. Per Game	141.4	116.3
Total Rushes	527	429
NET YARDS PASSING	3,593	2,718
Avg. Per Game	224.6	169.9
Sacked/Yards Lost	24/123	55/256
Gross Yards	3,716	3,074
Attempts/Completions	527/316	509/289
Completion Pct.	60.0%	56.8%
Had Intercepted	13	21
PUNTS/AVERAGE	88/43.6	100/45.6
NET PUNTING AVG.	38.9	40.7
PENALTIES/YARDS	112/936	112/1,050
FUMBLES/BALL LOST	24/10	25/12
TOUCHDOWNS	47	29
Rushing	18	9
Passing	21	17
Returns	8	3

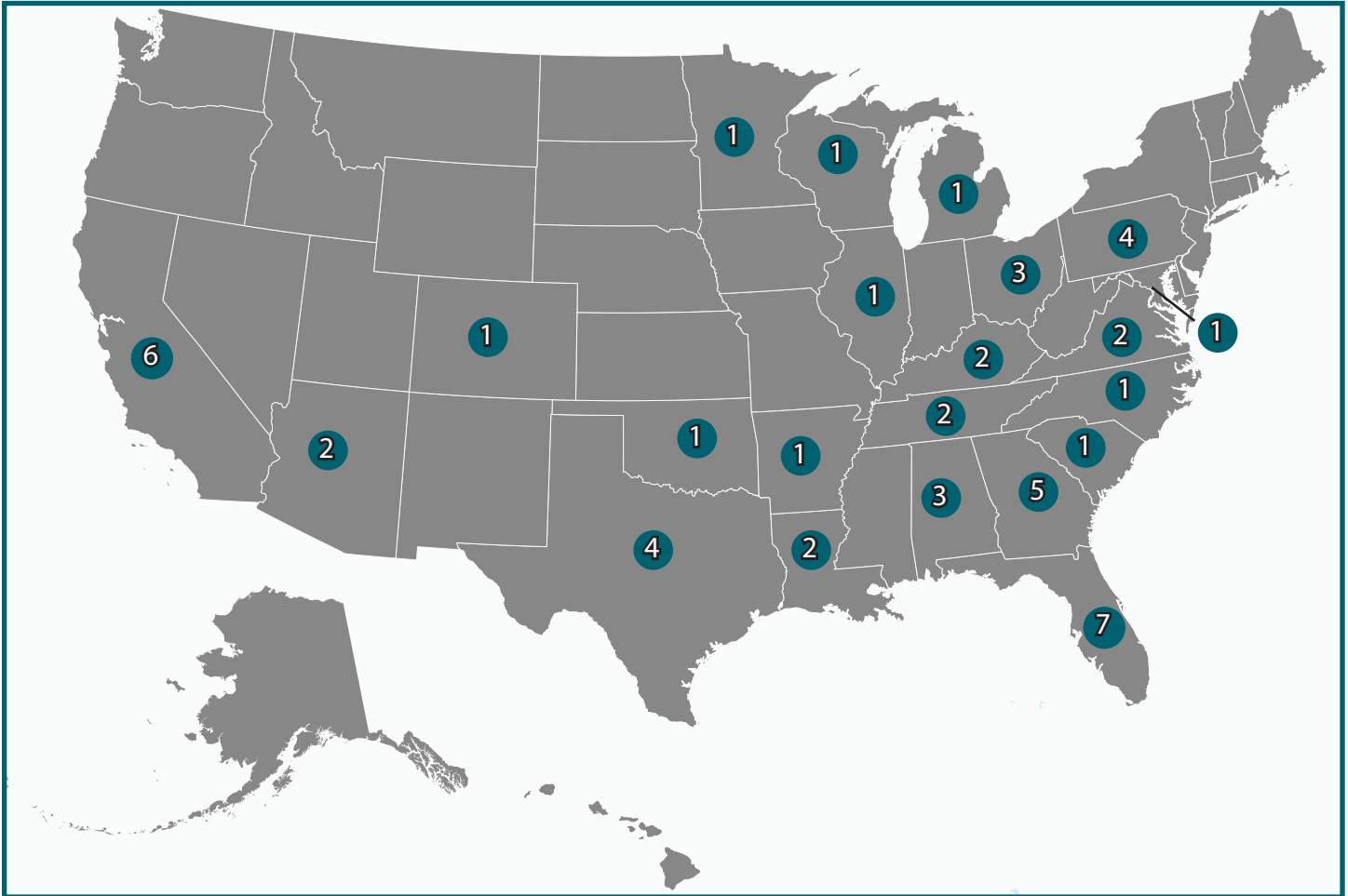
STATISTIC	N.E.	OPP
TOTAL FIRST DOWNS	389	325
Rushing	107	98
Passing	232	204
Penalty	50	23
3rd Down: Made/Att	82/202	82/208
3rd Down Pct.	40.6%	39.4%
4th Down: Made/Att	8/13	10/23
4th Down Pct.	61.5%	62.2%
POSSESSION AVG.	8	12
TOTAL NET YARDS	6,307	5,856
Avg. Per Game	394.2	366.0
Total Plays	1,070	1,022
Avg. Per Play	5.9	5.7
NET YARDS RUSHING	1,889	1,836
Avg. Per Game	118.1	114.8
Total Rushes	448	390
NET YARDS PASSING	4,418	4,020
Avg. Per Game	276.1	251.3
Sacked/Yards Lost	35/201	42/299
Gross Yards	4,619	4,319
Attempts/Completions	587/389	590/367
Completion Pct.	66.3%	62.2%
Had Intercepted	8	12
PUNTS/AVERAGE	58/43.4	67/44.9
NET PUNTING AVG.	40.5	39.8
PENALTIES/YARDS	95/835	111/1,035
FUMBLES/BALL LOST	13/4	19/6
TOUCHDOWNS	49	33
Rushing	16	6
Passing	32	24
Returns	1	3

2017 OFFENSIVE LEADERS		
Category	Player	Total
Scoring	Josh Lambo	79
Pass Completions	Blake Bortles	315
Pass Attempts	Blake Bortles	523
Completion Pct.	Blake Bortles	60.2%
Passing Yards	Blake Bortles	3,687
Passing TDs	Blake Bortles	21
Passing INTs	Blake Bortles	13
Passer Rating	Blake Bortles	84.7
Yards Per Attempt	Blake Bortles	7.0
Rushes	Leonard Fournette	268
Rushing Yards	Leonard Fournette	1,040
Rushing Avg.	Leonard Fournette	3.9
Rushing TDs	Leonard Fournette	9
Receptions	Marqise Lee	56
Receiving Yards	Keelan Cole	748
Reception Avg.	Keelan Cole	17.8
Receiving TDs	Mercedes Lewis	5

2017 OFFENSIVE LEADERS		
Category	Player	Total
Scoring	Stephen Gostkowski	156
Pass Completions	Tom Brady	385
Pass Attempts	Tom Brady	581
Completion Pct.	Tom Brady	66.3%
Passing Yards	Tom Brady	4,577
Passing TDs	Tom Brady	32
Passing INTs	Tom Brady	8
Passer Rating	Tom Brady	102.8
Yards Per Attempt	Tom Brady	7.9
Rushes	Dion Lewis	180
Rushing Yards	Dion Lewis	896
Rushing Avg.	Dion Lewis	5.0
Rushing TDs	Dion Lewis	6
Receptions	Rob Gronkowski	69
Receiving Yards	Rob Gronkowski	1,084
Reception Avg.	Brandin Cooks	16.6
Receiving TDs	Rob Gronkowski	8

HOMETOWN HEROES

The Jaguars players represent 22 states and two countries. Below is a breakdown. *Not seen is Canada.



ALABAMA (3)

Marcell Dareus
Corey Grant
T.J. Yeldon

ARKANSAS (1)

Jermei Parnell

ARIZONA (2)

Myles Jack
William Poehts

CALIFORNIA (6)

Blair Brown
Malik Jackson
Marqise Lee
Mercedes Lewis
Jaydon Mickens
Peyton Thompson

COLORADO (1)

Calais Campbell

FLORIDA (7)

Tommy Bohanon
Blake Bortles
Dante Fowler Jr.
Allen Hurns
Brandon Linder
Lerentee McCray
Carroll Phillips

GEORGIA (5)

A.J. Bouye
Abry Jones
Jalen Myrick
Donald Payne
Telvin Smith

ILLINOIS (1)

James O'Shaughnessy

KENTUCKY (2)

Keelan Cole
Colin Holba

LOUISIANA (2)

Leonard Fournette
Cam Robinson

MARYLAND (1)

Yannick Ngakoue

MICHIGAN (1)

Josh Lambo

MINNESOTA (1)

Chris Reed

NORTH CAROLINA (1)

Tyler Shatley

OHIO (3)

Patrick Omameh
Dawuane Smoot
Jarrod Wilson

OKLAHOMA (1)

Aaron Colvin

PENNSYLVANIA (4)

Barry Church
Chad Henne
Ben Koyack
Paul Posluszny

SOUTH CAROLINA (1)

A.J. Cann

TENNESSEE (2)

Jalen Ramsey
Josh Walker

TEXAS (4)

Chris Ivory
Tashaun Gipson
Tyler Patmon
Dede Westbrook

VIRGINIA (2)

Josh Wells
Deon King

WISCONSIN (1)

Brad Nortman

CANADA (1)

Eli Ankou

HEAD COACH DOUG MARRONE

MARRONE IN THE REGULAR SEASON

Marrone's career won-lost record as a head coach: 26-24 (.520)

- 2017 Jacksonville Jaguars: 10-6
- 2016 Jacksonville Jaguars (interim HC): 1-1
- 2014 Buffalo Bills: 9-7
- 2013 Buffalo Bills: 6-10

Marrone's career won-lost record AT HOME as a head coach: 16-9 (.640)

- 2017 Jacksonville Jaguars: 6-2
- 2016 Jacksonville Jaguars (interim HC): 1-0
- 2014 Buffalo Bills: 5-3
- 2013 Buffalo Bills: 4-4

Marrone's career won-lost record as a head coach WHEN LEADING AT HALFTIME: 20-5 (.800)

- 2017 Jacksonville Jaguars: 9-0
- 2016 Jacksonville Jaguars (interim HC): 1-1
- 2014 Buffalo Bills: 5-3
- 2013 Buffalo Bills: 5-1

In Marrone's 50 games as a head coach in the NFL, his teams have a +170 scoring margin:

- 2017 Jacksonville Jaguars: +149
- 2016 Jacksonville Jaguars (interim HC): +16
- 2014 Buffalo Bills: +54
- 2013 Buffalo Bills: -49

In Doug Marrone's 50 games as a head coach in the NFL, his teams have a +20 turnover margin:

- 2017 Jacksonville Jaguars: +10
- 2016 Jacksonville Jaguars (interim HC): 0
- 2014 Buffalo Bills: +7
- 2013 Buffalo Bills: +3

In his six full seasons as a head coach or offensive coordinator in the NFL, Marrone's offense has ranked in the Top 5 in passing yardage or rushing yardage in five of those seasons:

- First in passing yardage in 2006 with New Orleans
- Third in passing yardage in 2007 with New Orleans
- First in passing yardage in 2008 with New Orleans
- Second in rushing yardage in 2013 with Buffalo
- First in rushing offense in 2017 with Jacksonville

MARRONE'S TIMELINE

Team	Position	Years
Jacksonville Jaguars	Head Coach	2017
Jacksonville Jaguars	Asst. HC-Off./Off. Line Coach	2015-16*
Buffalo Bills	Head Coach	2013-14
Syracuse	Head Coach	2009-12
New Orleans Saints	Offensive Coordinator	2006-08
New York Jets	Offensive Line Coach	2002-05
Tennessee	Tight Ends/Tackles Coach	2001
Georgia	Offensive Line Coach	2000
Georgia Tech	Offensive Line Coach	1997-99
Georgia Tech	Tight Ends Coach	1996
Georgia Tech	Director of Football Operations	1995
Northeastern	Offensive Line Coach	1994
U.S. Naval Academy	Offensive Line Coach	1993
SUNY Cortland	Tight Ends Coach	1992

* Marrone was interim head coach for last two games in 2016



DOUG MARRONE

HEAD COACH

Doug Marrone was named the sixth head coach of the Jaguars on Jan. 9, 2017 after previously serving as the team's interim head coach for the final two games of the 2016 season. Marrone was originally hired as the team's assistant head coach-offense/offensive line coach on January 20, 2015, following a two-year stint as the head coach for the Buffalo Bills (2013-14).

In 2016, Marrone's offensive line allowed 34 sacks, 17 fewer than the previous season (51 sacks allowed) and 37 fewer than in 2014 (71 sacks allowed).

In his first season with the Jaguars in 2015, Marrone helped the offensive line provide protection for QB Blake Bortles, who set single-season franchise records with 355 completions, 606 pass attempts, 4,428 yards and 35 touchdowns.

Prior to joining the Jaguars, Marrone compiled a 15-17 mark at the Bills helm including a 9-7 mark in 2014, the team's most wins since 2004. He became only the third coach in Bills history to win 15 games in his first two seasons (Mar Levy, 19; Wade Phillips, 21).

Prior to joining the Bills, Marrone spent four seasons (2009-12) as the head coach of his alma mater, Syracuse, where he led the program to a 21-17 record in the last three seasons. He guided the Orange to an 8-5 mark in 2010 and 2012 and both seasons culminated with a New Era Pinstripe Bowl championship.

Marrone spent seven seasons in the NFL (2002-08) before becoming a collegiate head coach. From 2006-08, Marrone served as the offensive coordinator for the New Orleans Saints.

Marrone was the offensive line coach of the New York Jets from 2002-05 and the team made two postseason appearances (2002, 2004) with him on the staff.

Before arriving in New York, Marrone served as tight ends/tackles coach at the University of Tennessee in 2001. He spent the 2000 season at the University of Georgia as offensive line coach after spending the previous five seasons (1995-99) at Georgia Tech where he was part of three consecutive bowl appearances. He was director of football operations for the Yellow Jackets in 1995 before coaching the tight ends in 1996 and offensive line from 1997-99.

Marrone began his coaching career in 1992 at Cortland (N.Y.) State as the school's tight ends coach before having stints as the offensive line coach at U.S. Coast Guard Academy (1993) and Northeastern University in 1994. A native of Bronx, New York, Marrone was a sixth-round draft pick of the Los Angeles Raiders in 1986 and played two years in the NFL. He played with the Miami Dolphins in 1987 and with the Saints in 1989. He also had playing stints with Pittsburgh, Dallas and Minnesota before closing his career with the NFL Europe's London Monarchs from 1991-92. Marrone was a three-year letterman at Syracuse. He returned to Syracuse and graduated in 1991 with a degree in liberal arts.

Doug and his wife, Helen, have two daughters, Madeline and Annie, and a son, Mack.

JAX COACHING HISTORY		
Name (Years)	W-L	W%
Doug Marrone* (2016-17)	11-7 (2-0)	.611 <i>1.000</i>
Gus Bradley (2013-16)	14-47	.230
Mike Mularkey (2012)	2-14	.125
Mel Tucker^ (2011)	2-3	.400
Jack Del Rio (2003-11)	68-71 (1-2)	.489 .333
Tom Coughlin (1995-2002)	68-60 (4-4)	.531 .500

* Marrone was interim head coach for last two games (1-1) in 2016
 ^ Tucker was interim head coach for last five games (2-3) in 2011
Record in parentheses and italics reflect postseason

OFFENSIVE REGULAR SEASON STATISTICS



SERVE AND PROTECT

In 2017, the offensive line allowed just 24 sacks, a team record. The Jaguars broke the previous franchise record of 28 sacks allowed in 2003.

FEWEST SACKS ALLOWED IN FRANCHISE HISTORY

Rank	Year	Total
1.	2017	24
2.	2003	28
3.	2006	30
4.	2007	31
5.	2005	32
	2004	32
7.	2016	34

The Jaguars' 24 sacks allowed this season finished tied for the third-fewest in the NFL.

FEWEST SACKS ALLOWED, NFL, 2017

Rk.	Team	Total
1.	Los Angeles Chargers	18
2.	New Orleans	20
3.	Jacksonville	24
	Pittsburgh	24
	Atlanta	24



THE RUNNING COMMITTEE

The Jaguars averaged 141.4 rushing yards per game in 2017, which led the NFL. This marks the first time Jacksonville finished a season leading the league in this category.

RUSHING YARDS PER GAME, 2017, NFL

Rk.	Team	Rush Yds/Gm
1.	Jacksonville	141.4
3.	Dallas	135.6
2.	Philadelphia	132.2
4.	Carolina	131.4
5.	New Orleans	129.4



SCORING MARGIN MADE

In 2017, the Jaguars had a scoring margin of +149, tied for the third-highest in the NFL. Since Head Coach **Doug Marrone** took over in Week 16 of the 2016 season, the Jaguars are +166 in point differential, the third-best margin in the NFL over that span.

HIGHEST SCORING MARGIN, NFL, 2017

Rk.	Team	Points Margin
1.	New England	+162
	Philadelphia	+162
3.	Jacksonville	+149
	Los Angeles Rams	+149
5.	Minnesota	+130



FOURNETTE FEVER

Below is a breakdown of RB **Leonard Fournette's** rookie regular season:

FOURNETTE'S GAME-BY-GAME STATISTICS

WEEK	NO	RUSHING				RECEIVING				
		YDS	AVG	LG	TD	NO	YDS	AVG	LG	TD
1 at HOU	26	100	3.8	17	1	3	24	8.0	12	0
2 vs. TEN	14	40	2.9	7	1	2	21	10.5	11	0
3 vs. BAL	17	59	3.5	15	1	3	21	7.0	10	0
4 at NYJ	24	86	3.6	11	0	4	59	14.8	28	1
5 at PIT	28	181	6.5	90t	2	1	3	3.0	3	0
6 vs. LAR	21	130	6.2	75t	1	2	8	4.0	6	0
7 at IND										
8 Bye Week										
9 vs. CIN										
10 vs. LAC	17	33	1.9	8	0	2	13	6.5	8	0
11 at CLE	28	111	4.0	29	0	2	7	3.5	9	0
12 at ARI	12	25	2.1	8	0	3	17	5.7	7	0
13 vs. IND	20	57	2.9	24	1	3	22	7.3	11	0
14 vs. SEA	24	101	4.2	15	1	4	18	4.5	8	0
15 vs. HOU										
16 at S.F.	18	48	2.7	7	1	3	22	7.3	8	0
17 at TEN	19	69	3.6	9	0	4	67	16.8	23	0
Total	268	1,040	3.9	90t	9	36	302	8.4	28	1



CARRIES ON CARRIES

RB **Leonard Fournette** had 268 carries on the season, which is a Jaguars rookie record. With 19 carries in Week 17, Fournette surpassed **Fred Taylor's** 264 rushing attempts in 1998.

MOST RUSHING ATTEMPTS IN A SEASON BY A ROOKIE, FRANCHISE HISTORY

Player	Year	Attempts
Leonard Fournette	2017	268
Fred Taylor	1998	264
T.J. Yeldon	2015	182

MOST RUSHING ATTEMPTS IN A GAME AS A ROOKIE, FRANCHISE HISTORY

Player	Date	Attempts
Fred Taylor	Dec. 6, 1998 vs. Det.	32
Leonard Fournette	Nov. 19, 2017 at Cle.	28
Leonard Fournette	Oct. 8, 2017 at Pit.	28
Fred Taylor	Nov. 8, 1998 vs. Cin.	27
Leonard Fournette	Sept. 10, 2017 at Hou.	26



ROOKIE 100

In Week 14, RB **Leonard Fournette** recorded 24 carries for 101 rushing yards against the Seattle Seahawks. His Week 14 performance marked Fournette's fifth 100-yard rushing game. The Jaguars are 4-1 when Fournette rushes for 100 yards.

MOST 100-YARD RUSHING GAMES AS A ROOKIE, FRANCHISE HISTORY

Rk.	Player (Year)	Games
1.	Fred Taylor (1998)	6
2.	Leonard Fournette (2017)	5
3.	Maurice Jones-Drew (2006)	3
4.	T.J. Yeldon (2015)	2

OFFENSIVE REGULAR SEASON STATISTICS



NFL GAME CHANGERS

In 2017, RB **Leonard Fournette** eclipsed 1,000 scrimmage yards in Week 13 vs. Indianapolis and recorded his 10th TD in Week 16 at San Francisco. Fournette was one of only eight NFL players with at least 1,000 total scrimmage yards and 10 TDs in 2017.

1,000-PLUS SCRIMMAGE YARDS AND AT LEAST 10 TDs, NFL, 2017

Player (Team)	Rush	Rec.	Scrim. Yds	TD
Todd Gurley (LAR)	1,305	788	2,093	19
Le'Veon Bell (PIT)	1,291	655	1,946	11
Kareem Hunt (K.C.)	1,327	455	1,782	11
Melvin Gordon (LAC)	1,105	476	1,581	12
Alvin Kamara (N.O.)	728	826	1,554	13
Mark Ingram (N.O.)	1,124	416	1,540	12
DeAndre Hopkins (HOU)	0	1,378	1,378	13
Leonard Fournette (JAX)	1,040	302	1,342	10



ELITE RUNNING

RB **Leonard Fournette** has totaled 1,040 rushing yards and nine rushing TDs through 13 career games, becoming one of eight players in the NFL to do so through 13 games since 2000.

1,000-PLUS RUSHING YARDS AND AT LEAST NINE RUSHING TDs THROUGH 13 CAREER GAMES, NFL, 2000-PRESENT

Player (year)	Yds	TDs
Leonard Fournette (2017)	1,040	9
Ezekiel Elliott (2016)	1,392	12
Todd Gurley (2015)	1,106	10
Doug Martin (2012)	1,234	10
Adrian Peterson (2007)	1,305	12
Clinton Portis (2002)	1,098	9
LaDainian Tomlinson (2001)	1,007	10
Mike Anderson (2000)	1,222	11



FLEET OF FOOT

In Week 6 against the Los Angeles Rams, RB **Leonard Fournette** had a 75-yard TD run, his second-longest run from scrimmage this season and the eighth-longest in Jaguars regular season history. Fournette also posted a 90-yard TD in Week 5 at Pittsburgh, and with rushing TDs of 90 and 75 yards in 2017, Fournette joins **Maurice Jones-Drew** (2009) as the only two players in Jaguars history to register multiple rushing TDs of 75-plus yards in a season.

LONGEST RUNS IN FRANCHISE HISTORY

Player	Date	Yards
Leonard Fournette	Oct. 9, 2017 at Pit.	90
Maurice Jones-Drew	Nov. 1, 2009 at Ten.	80
Fred Taylor	Dec. 9, 2007 vs. Car.	80
Maurice Jones-Drew	Nov. 1, 2009 at Ten.	79
Fred Taylor	Oct. 12, 1998 vs. Mia.	77
Fred Taylor	Oct. 14, 2007 vs. Hou.	76
Fred Taylor	Dec. 10, 2006 vs. Ind.	76
Leonard Fournette	Oct. 15, 2017 vs. LAR	75

Fournette's 90-yard rushing TD in Week 5 at Pittsburgh was just the fifth time since 1950 that a player has scored a rushing TD of at least 90 yards in the fourth quarter (first since G.B.'s **Ahman Green** on Dec. 28, 2003).



HE'S GOING, GOING, GONE!

On the Jaguars' first play from scrimmage in Week 6 against the Rams, RB **Leonard Fournette** took the opening carry 75 yards for a TD. After rushing for a 90-yard TD on his final carry in Week 5 at Pittsburgh, and scoring on a 75-yard TD on his first carry in Week 6 vs. the Los Angeles Rams, Fournette became the first player in NFL history to score rushing TDs of 75-plus yards on consecutive carries in a single season, according to ESPN Stats and Information.



ROOKIE RECORDS

RB **Leonard Fournette** tallied his first multi-TD game in Week 5 against the Steelers with rushing TDs of 2 and 90 yards, marking the eighth time in franchise history a rookie had multiple rushing TDs in a game. Fournette totaled nine rushing TDs in 2017, the third-most by a rookie in franchise history.

MOST RUSHING TDs IN A SEASON AS A ROOKIE, FRANCHISE HISTORY

Player	Year	TDs
Fred Taylor	1998	14
Maurice Jones-Drew	2006	12
Leonard Fournette	2017	9
Greg Jones	2004	3

MOST RUSHING TDs IN A GAME AS A ROOKIE, FRANCHISE HISTORY

Player	Date	TDs
Fred Taylor	Nov. 15, 1998 vs. T.B.	3
Leonard Fournette	Oct. 9, 2017 at Pit.	2
Maurice Jones-Drew	Dec. 23, 2006 vs. N.E.	2
Maurice Jones-Drew	Dec. 10, 2006 vs. Ind.	2
Maurice Jones-Drew	Oct. 8, 2006 vs. NYJ	2
David Garrard	Oct. 13, 2002 at Ten.	2
Fred Taylor	Oct. 12, 1998 vs. Mia.	2
Fred Taylor	Dec. 6, 1998 vs. Det.	2



FIRST 1,000 MILESTONE

In 2017, RB **Leonard Fournette** totaled 1,040 rushing yards and nine rushing TDs on 268 rushes and 302 receiving yards and one receiving TD on 36 catches. His 1,342 scrimmage yards are the third-most by a rookie in franchise history.

MOST SCRIMMAGE YARDS AS A ROOKIE, FRANCHISE HISTORY

Rk.	Player (Year)	Yards
1.	Fred Taylor (1998)	1,644
2.	Maurice Jones-Drew (2006)	1,377
3.	Leonard Fournette (2017)	1,342
4.	T.J. Yeldon (2015)	1,019



ANOTHER ONE

RB **Leonard Fournette**, who totaled 1,040 rushing yards in 2017, joins former RB **Fred Taylor** (1998) as the only rookies in franchise history to rush for at least 1,000 yards. Fournette also became just the third Jaguars player in franchise history to rush for at least 1,000 yards in a season, joining Taylor, who accomplished the feat seven times, and **Maurice Jones-Drew**, who accomplished the feat three times.

MOST RUSHING YARDS IN A SEASON BY A ROOKIE, FRANCHISE HISTORY

Player (Year)	Yds
Fred Taylor (1998)	1,223
Leonard Fournette (2017)	1,040
Maurice Jones-Drew (2006)	941



RUN, ROOKIE, RUN

In 2017, RB **Leonard Fournette** rushed 268 times for 1,040 yards, including nine rushing TDs, in his first 13 games. Fournette's 1,040 rushing yards are the second-most by a Jaguars player through 13 career games.

MOST RUSHING YARDS THROUGH 13 CAREER GAMES IN JAGUARS HISTORY

Rk.	Player (Year)	Yards
1.	Fred Taylor (1998)	1,047
2.	Leonard Fournette (2017)	1,040
3.	T.J. Yeldon (2015)	779

OFFENSIVE REGULAR SEASON STATISTICS



FOURNETTE'S BIG GAME IN WEEK 6

In Week 6 against the Rams, RB **Leonard Fournette** recorded 21 carries for 130 rushing yards, the fifth-most rushing yards by a rookie in franchise history. The week before against the Steelers, Fournette gained 181 rushing yards, the second-most in a game by a Jaguars rookie and tied for the fifth-most in a game in franchise history.

MOST RUSHING YARDS IN A GAME AS A ROOKIE, FRANCHISE HISTORY

Rk.	Player	Date	Rush Yds
1.	Fred Taylor	Dec. 6, 1998 vs. Det.	183
2.	Leonard Fournette	Oct. 8, 2017 at Pit.	181
3.	Maurice Jones-Drew	Dec. 10, 2006 vs. Ind.	166
4.	Maurice Jones-Drew	Dec. 24, 2006 vs. N.E.	131
5.	Leonard Fournette	Oct. 15, 2017 vs. LAR	130

MOST RUSHING YARDS IN A GAME, FRANCHISE HISTORY

Rk.	Player	Date	Rush Yds
1.	Fred Taylor	Nov. 19, 2000 at Pit.	234
2.	Fred Taylor	Dec. 21, 2003 vs. N.O.	194
3.	Maurice Jones-Drew	Dec. 5, 2010 at Ten.	186
4.	Fred Taylor	Dec. 6, 1998 vs. Det.	183
5.	Fred Taylor	Dec. 3, 2000 vs. Cle.	181
	Leonard Fournette	Oct. 9, 2017 at Pit.	181



BLAKE THE BUILDER

In 2017, QB **Blake Bortles** threw for 3,687 yards and 21 TDs on 315 of 523 passing.

BLAKE BORTLES CAREER STATISTICS

	G/GS	ATT	CMP	YDS	SK/YD	TD	LG	IN	RT
2014	14/13	475	280	2,908	55/345	11	63t	17	69.5
2015	16/16	606	355	4,428	51/320	35	90t	18	88.2
2016	16/16	625	368	3,905	34/197	23	51t	16	78.8
2017	16/16	523	315	3,687	24/123	21	75t	13	84.7
Career	62/61	2,229	1,318	14,928	164/985	90	90t	64	80.8

Single-Season Franchise Record



RED ZONE REINDEER

This season in the red zone, QB **Blake Bortles** completed 30 of 53 passes for 220 yards, 18 TDs and zero INTs for a 106.1 passer rating, which was the sixth-best red zone passer rating in the NFL (min. 50 pass attempts) in 2017.

HIGHEST RED ZONE PASSER RATING, NFL, 2017 (min. 50 pass attempts)

Rk.	Player	Comp-Att	Yards	TDs	INTs	Rating
1.	Carson Wentz	37-57	277	23	0	116.0
2.	Case Keenum	31-50	205	16	0	110.4
3.	Drew Brees	51-73	251	16	1	108.5
4.	Tom Brady	52-86	333	26	0	108.2
5.	Jared Goff	43-74	310	23	0	107.5
6.	Blake Bortles	30-53	220	18	0	106.1



THREE'S A CROWD

In Week 14 against Seattle, QB **Blake Bortles** threw three passing TDs in the first half against Houston: a 5-yard TD pass to **Jaydon Mickens** in the first quarter, a 14-yard TD pass to Mickens in the second quarter and a 9-yard TD pass to **Keelan Cole** in the second quarter. Bortles became the second QB in franchise history to throw three TD passes in the first half of a game (**Mark Brunell**, Sept. 9, 2001).



PASSER RATING BESTS

QB **Blake Bortles** completed 21 of 29 passes (72.4 comp. pct.) for 326 yards and three TDs for a 143.8 passer rating in Week 15 against Houston. His 143.8 passer rating marked the highest passer rating of his 62-game career. His 143.8 passer rating also marked his fifth game with a passer rating of at least 100.0 this season (128.2 vs. BAL, Sept. 24; 124.7 at IND, Oct. 22; 119.8 vs. IND, Dec. 3; 123.7 vs. SEA, Dec. 10). The Jaguars are 5-0 this season and 8-3 during his career when he registers a passer rating of 100.0-plus.

BORTLES' HIGHEST PASSER RATINGS IN HIS CAREER

Date	Opponent	Passer Rating
12/17/17	Houston	143.8
12/06/15	Tennessee	134.5
9/24/17	Baltimore	128.2
10/11/15	Tampa Bay	125.4
10/22/17	Indianapolis	124.7
12/27/15	New Orleans	124.5
12/10/17	Seattle	123.7
12/3/17	Indianapolis	119.8



BORTLES MOVES INTO THIRD

QB **Blake Bortles** ranks third in Jaguars history in career pass attempts (2,229), career pass completions (1,318) and career passing yards (14,928).

CAREER PASS ATTEMPTS, FRANCHISE HISTORY

Rk	Player	Att.
1.	Mark Brunell	3,616
2.	David Garrard	2,281
3.	Blake Bortles	2,229
4.	Byron Leftwich	1,344

CAREER PASS COMPLETIONS, FRANCHISE HISTORY

Rk	Player	Comp.
1.	Mark Brunell	2,184
2.	David Garrard	1,406
3.	Blake Bortles	1,318
4.	Byron Leftwich	789

CAREER PASSING YARDS, FRANCHISE HISTORY

Rk	Player	Yards
1.	Mark Brunell	25,698
2.	David Garrard	16,003
3.	Blake Bortles	14,928
4.	Byron Leftwich	9,042



FOUR SEASONS STRONG

Through four seasons in the NFL, QB **Blake Bortles** has 14,928 career passing yards, marking the fourth-most by a player through his first four seasons in NFL history.

PASSING YARDS THROUGH A PLAYER'S FIRST FOUR SEASONS IN NFL HISTORY

Rk.	Player (Team)	Years	Yards
1.	Peyton Manning (IND)	1998-2001	16,418
2.	Dan Marino (MIA)	1983-86	16,177
3.	Ryan Tannehill (MIA)	2012-15	15,460
4.	Blake Bortles (JAX)	2014-17	14,928
5.	Carson Palmer (CIN)	2004-07	14,899
6.	Andrew Luck (IND)	2012-15	14,838

OFFENSIVE REGULAR SEASON STATISTICS



BORTLES' CAREER-HIGH IN WEEK 16

In Week 16 at San Francisco, QB **Blake Bortles** completed 32 of 50 passes for 382 yards, two TDs and three INTs for a 75.6 passer rating. Bortles' 382 passing yards were the most in his 62-game career.

MOST PASSING YARDS BY BORTLES IN HIS 62-GAME CAREER

Date	Opponent	Comp.	Att.	Pass Yds.
12/24/17	San Francisco	32	50	382
11/8/15	New York Jets	24	40	381
12/27/15	New Orleans	27	35	368
10/27/16	Tennessee	33	54	337
10/12/14	Tennessee	32	46	336
10/18/15	Houston	30	53	331
10/22/17	Indianapolis	18	26	330



THE RUNNING QB

Fourth-year QB **Blake Bortles** has totaled 1,410 rushing yards on 223 carries (6.32 rush avg.) in his 62-game career. Bortles' 6.32 rush avg. is the highest among active QBs with at least 200 rush attempts and the fourth-highest in NFL history among QBs with at least 200 rush attempts.

HIGHEST YARDS PER RUSH AVG. BY A QB IN NFL HISTORY (min. 200 attempts)

Rk.	Player	Years	Rush Avg.
1.	Michael Vick	2001-15	7.00
2.	Bobby Douglass	1969-78	6.47
3.	Randall Cunningham	1985-2001	6.36
4.	Blake Bortles	2014-17	6.32
5.	Greg Landry	1968-84	6.17



BORTLES' BALL PROTECTION

QB **Blake Bortles** didn't turn the ball over and wasn't sacked against Seattle in Week 14, marking the fifth time he has achieved the feat in his career. The first was the Jaguars' victory over Miami in Week 2 in 2015, and he accomplished it three other times in 2017: vs. Houston in Week 1, Baltimore in Week 3 and Cincinnati in Week 9. Bortles' record is 5-0 in these games.



TDs X 4 AGAINST BALTIMORE

QB **Blake Bortles** completed 20 of 31 passes for 244 yards and four TDs vs. Baltimore in Week 3, marking his fourth career game with at least four passing TDs and just the eighth time that a Jaguars QB has achieved the feat. Bortles' four career games with four-plus passing TDs are the most in franchise history.

FOUR-PLUS PASSING TDs IN A GAME, FRANCHISE HISTORY

Rk.	Player (Date)	Passing TDs
1.	Blake Bortles (9/24/17)	4
2.	Blake Bortles (12/27/15)	4
3.	Blake Bortles (12/6/15)	5
4.	Blake Bortles (10/11/15)	4
5.	Chad Henne (11/18/12)	4
6.	David Garrard (10/31/10)	4
7.	Quinn Gray (12/30/07)	4
8.	Mark Brunell (11/29/1998)	4



BORTLES 300

In Week 16 at the 49ers, QB **Blake Bortles** threw for 382 yards, his fourth 300-yard passing game this season. Overall, Bortles has produced 16 300-yard performances in his 62-game NFL career, the second-most such games by a Jaguars QB (**Mark Brunell**, 1995-2003; 22 games).

MOST 300-YARD PASSING GAMES, SINGLE-SEASON, FRANCHISE HISTORY

Rk.	Player (Year)	Games
1.	Blake Bortles (2015)	6
	Mark Brunell (1996).....	6
3.	Blake Bortles (2016)	5
4.	Blake Bortles (2017)	4
5.	Mark Brunell (2000, '99, '97) ...	3

MOST CAREER 300-YARD PASSING GAMES IN FRANCHISE HISTORY

Rk.	Player (Year)	Games
1.	Mark Brunell (1995-2003).....	22
2.	Blake Bortles (2014-17)	16
3.	David Garrard (2002-10).....	6



FASTEST CAT IN TOWN

QB **Blake Bortles** became the fastest player in team history to surpass 10,000 career passing yards (41 games). Below is a breakdown of the most passing yards through 62 career games by a Jaguars QB.

PASSING YARDS THROUGH 62 CAREER GAMES BY A JAGUARS QB

Rk.	Player	Years	Yards
1.	Blake Bortles	2014-17	14,928
2.	Mark Brunell	1995-98	13,537
3.	David Garrard	2002-08	10,801



IT'S A COLE WORLD

In Week 15, WR **Keelan Cole** caught seven passes for 186 yards, including one TD. This marked his first 100-yard receiving game in his career. Cole registered 113 yards in the first half against the Texans, becoming the first Jaguars player since **Allen Robinson** (103 receiving yards in the first half) on Dec. 24, 2016 vs. Tennessee to gain over 100 receiving yards in a half. Cole's 186 receiving yards are the second-most by a rookie in a single game in franchise history.

MOST RECEIVING YARDS BY A ROOKIE IN A GAME IN FRANCHISE HISTORY

Rk.	Player	Date	Opponent	Yds
1.	Justin Blackmon	11/18/12	at Houston	236
2.	Keelan Cole	12/17/17	vs. Houston	186
3.	Pete Mitchell	11/19/95	at Tampa Bay	161
4.	Matt Jones	11/13/05	vs. Baltimore	117
5.	Willie Jackson	12/10/95	vs. Indianapolis	113



ROOKIE SENSATION

Undrafted rookie WR **Keelan Cole's** 748 receiving yards were the third-most among rookie wide receivers this season, trailing only LAR's **Cooper Kupp** and PIT's **JuJu Smith-Schuster**.

MOST RECEIVING YARDS BY ROOKIE WRs, NFL, 2017

Rk.	Player (Team)	Rec.	Yds.	TDs
1.	JuJu Smith-Schuster (PIT)	58	917	7
2.	Cooper Kupp (LAR)	62	869	5
3.	Keelan Cole (JAX)	42	748	3
4.	Chris Godwin (T.B.)	34	525	1
5.	Kenny Golladay (DET)	28	477	3

OFFENSIVE REGULAR SEASON STATISTICS



4 COLE'S EYEZ ONLY

Undrafted rookie WR **Keelan Cole** tallied four receptions for 33 yards in Week 17 at Tennessee. Cole's 748 receiving yards in 2017 are the most by an undrafted rookie in franchise history. Cole surpassed teammate **Allen Hurns'** previous record of 677 receiving yards in 2014.

MOST RECEIVING YARDS BY UDFA ROOKIE, FRANCHISE HISTORY

Rk.	Player (Year)	Rec.	Yds.	TDs
1.	Keelan Cole (2017)	42	748	3
2.	Allen Hurns (2014)	51	677	6
3.	Elvis Joseph (2001)	18	183	2
4.	Cortez Hankton (2003)	17	166	0
5.	Chastin West (2011)	13	163	2

Cole's 748 receiving yards are the eighth-most by an undrafted rookie wide receiving in NFL history.

MOST RECEIVING YARDS IN ROOKIE SEASON BY UDFA WRs

Rk	Player (Year)	Rec.
1.	Bill Groman (1960)	1,473
2.	Willie Snead (2015)	984
3.	Anthony Armstrong (2010)	871
4.	Bobby Johnson (1984)	795
5.	Doug Baldwin (2011)	788
6.	James Jett (1993)	771
7.	Alfred Jenkins (1975)	767
8.	Keelan Cole (2017)	748
9.	Wayne Chrebet (1995)	726
10.	Charley Hennigan (1960)	722



CLIMBING THE CHARTS

WR **Keelan Cole** had 33 receiving yards last Sunday and finished the 2017 season with 748 receiving yards and three TDs. Cole's 748 receiving yards are the second-most by a rookie in team history, trailing only **Justin Blackmon's** 865 yards in 2012.

MOST RECEIVING YARDS BY A ROOKIE IN FRANCHISE HISTORY

Rk.	Player (Year)	Yards
1.	Justin Blackmon (2012)	865
2.	Keelan Cole (2017)	748
3.	Allen Hurns (2014)	677
4.	Willie Jackson (1995)	589
5.	Allen Robinson (2014)	548



A FOR ALLEN

WR **Allen Hurns** (14.1) is tied for second in Jaguars history in career yards per reception (min. 100 receptions). In Week 17 at Tennessee, Hurns totaled 38 yards on three receptions.

MOST YARDS PER RECEPTION, FRANCHISE HISTORY (min. 100 receptions)

Rk.	Player (Year)	Avg.	Rec.	Yds.
1.	Jimmy Smith (1995-2005)	14.3	862	12,287
2.	Allen Hurns (2014-17)	14.1	189	2,669
	Allen Robinson (2014-17)	14.1	202	2,848
4.	Ernest Wilford (2004-10)	13.9	153	2,120
5.	Mike Sims-Walker (2008-11)	13.5	107	1,442



THE UNRAFTED

WR **Allen Hurns** finished his fourth season in the NFL as an undrafted player. Below is where Hurns ranks among undrafted WRs through the first four seasons in receiving yards (12th), TDs (ninth) and receptions (11th).

RECEIVING YARDS THROUGH FIRST FOUR SEASONS BY UDFA WRs

Rk	Player (Years)	Rec.
11.	Doug Baldwin (2011-14)	2,757
12.	Allen Hurns (2014-17)	2,669
	Davone Bess (2008-11)	2,669

TOUCHDOWNS THROUGH FIRST FOUR SEASONS BY UDFA WRs

Rk	Player (Years)	Rec. TDs
8.	Oronde Gadsden (1998-2001)	22
9.	Allen Hurns (2014-17)	21
	Rod Smith (1995-98)	21

RECEPTIONS THROUGH FIRST FOUR SEASONS BY UDFA WRs

Rk	Player (Years)	Receptions
9.	Danny Amendola (2009-12)	196
	Doug Baldwin (2011-14)	196
11.	Allen Hurns (2014-17)	189



BILETNIKOFF BUDDIES

In 2017, the Jaguars selected Oklahoma WR **Dede Westbrook** in the fourth round (110th overall) of the draft. Westbrook set the OU single-season record with 17 receiving TDs in 2016 and became the Sooners' first winner of the Biletnikoff Award, given to the nation's most outstanding receiver. Westbrook joins teammate **Marqise Lee** as two of 21 college receivers who have won the prestigious award. Westbrook and Lee are one of two receiving duos in the NFL who have won the Biletnikoff Award (OAK-**Amani Cooper**, 2015; **Michael Crabtree**, 2007-08).



LEWIS STARTS 150

TE **Mercedes Lewis** (170) has appeared in the third-most games in Jaguars history, trailing **Brad Meester** (209) and **Jimmy Smith** (171).

CAREER GAMES PLAYED AS A JAGUAR

Rk.	Player (Years)	Games
1.	Brad Meester (2000-13).....	209
2.	Jimmy Smith (1995-2005).....	171
3.	Mercedes Lewis (2006-17)....	170
4.	Josh Scobee (2004-14).....	168

With the start at Tennessee last Sunday, Lewis has started 156 games as a Jaguar, the second-most in franchise history.

CAREER GAMES STARTED AS A JAGUAR

Rk.	Player (Years)	Starts
1.	Brad Meester (2000-13).....	209
2.	Mercedes Lewis (2006-17)....	156
3.	Jimmy Smith (1995-2005).....	150

OFFENSIVE REGULAR SEASON STATISTICS



LUXURY MERCEDES

After scoring a receiving TD against Cleveland in Week 11, TE **Mercedes Lewis** has produced 33 career receiving TDs, the second-most in franchise history, and has 375 career receptions, the third-most in franchise history.

MOST RECEIVING TDs, FRANCHISE HISTORY

Rk.	Player (Years)	Rec. TDs
1.	Jimmy Smith (1995-2005).....	67
2.	Mercedes Lewis (2006-17).....	33
3.	Keenan McCardell (1996-2001)..	30

MOST RECEPTIONS, FRANCHISE HISTORY

Rk.	Player (Years)	Receptions
1.	Jimmy Smith (1995-2005).....	862
2.	Keenan McCardell (1996-2001).	499
3.	Mercedes Lewis (2006-17)....	375



FRANCHISE 4000

TE **Mercedes Lewis** (4,502) joins former WRs **Jimmy Smith** (12,287 from 1995-2005) and **Keenan McCardell** (6,393 from 1996-2001) as the only players in Jaguars history with at least 4,000 career receiving yards.

MOST RECEIVING YARDS, FRANCHISE HISTORY

Rk.	Player (Years)	Yards
1.	Jimmy Smith (1995-2005)	12,287
2.	Keenan McCardell (1996-2001)	6,393
3.	Mercedes Lewis (2006-17)	4,502



HAT TRICK FOR LEWIS IN WEEK 3

In Week 3, TE **Mercedes Lewis** caught three TD passes from QB **Blake Bortles** against Baltimore. Lewis joins WR **Allen Robinson** and former WR **Jimmy Smith** as the only players in franchise history to catch three TD passes in a single game.

MOST RECEIVING TDs IN A GAME, FRANCHISE HISTORY

Date	Opponent	Player	TDs
Sept. 24, 2017	Baltimore	Mercedes Lewis	3
Dec. 6, 2015	Tennessee	Allen Robinson	3
Sept. 10, 2000	Baltimore	Jimmy Smith	3



KINGS OF THE NORTH

After defeating the Browns in Week 11, the Jaguars completed their sweep of AFC North opponents this season, marking the first time to sweep an entire division since 2005 (AFC North). Since the realignment in 2002, the Jaguars have twice swept an entire AFC or NFC division in a single season.

2017 AFC NORTH MATCHUPS

Date	Opponent	Final Score
Sept. 24, 2017	vs. Baltimore	W, 44-7
Oct. 8, 2017	at Pittsburgh	W, 30-9
Nov. 5, 2017	vs. Cincinnati	W, 23-7
Nov. 19, 2017	at Cleveland	W, 19-7



TOP TIGHT END

Twelfth-year TE **Mercedes Lewis** ranks first in Jaguars history in receptions (375), receiving yards (4,502) and receiving TDs (33) by a TE.

MOST RECEPTIONS BY A TE, FRANCHISE HISTORY

Rk.	Player	Receptions
1.	Mercedes Lewis	375
2.	Kyle Brady	241
3.	Pete Mitchell	191

MOST RECEIVING YARDS BY A TE, FRANCHISE HISTORY

Rk.	Player	Yards
1.	Mercedes Lewis	4,502
2.	Kyle Brady	2,500
3.	Pete Mitchell	2,091

MOST RECEIVING TDs BY A TE, FRANCHISE HISTORY

Rk.	Player	TDs
1.	Mercedes Lewis	33
2.	Kyle Brady	13
3.	Damon Jones	11
	Pete Mitchell	11



OVERTIME STREAK BROKEN

The Jaguars' overtime win against the Chargers in Week 10 broke a six-game overtime losing streak. Prior to Week 10, the last time the Jaguars had won an overtime game was on Oct. 18, 2009 against St. Louis (final score: 23-20). Jacksonville has played in 17 overtime games and is 8-9 in overtime games. Below is a breakdown of overtime games in franchise history:

OVERTIME GAMES IN FRANCHISE HISTORY

Date	Opponent	Final Score
Nov. 12, 2017	Los Angeles Chargers	W, 20-17
Oct. 1, 2017	at New York Jets	L, 20-23
Oct. 4, 2015	at Indianapolis	L, 13-16
Nov. 18, 2012	at Houston	L, 37-43
Oct. 21, 2012	at Oakland	L, 23-26
Sept. 9, 2012	at Minnesota	L, 23-26
Dec. 26, 2010	Washington	L, 17-20
Oct. 18, 2009	St. Louis	W, 23-20
Sept. 28, 2008	Houston	W, 30-27
Oct. 1, 2006	at Washington	L, 30-36
Oct. 16, 2005	at Pittsburgh	W, 23-17
Sept. 25, 2005	at New York Jets	W, 26-20
Nov. 14, 2004	Detroit	W, 23-17
Oct. 29, 2000	at Dallas	W, 23-17
Oct. 26, 1997	at Pittsburgh	L, 17-23
Nov. 24, 1996	at Baltimore	W, 28-25
Sept. 22, 1996	at New England	L, 25-28

DEFENSIVE REGULAR SEASON STATISTICS



DEFENSIVE OPENING DRIVE SUCCESS

In 2017, the Jaguars stopped their opponent from scoring on their opening possession in 13 of the 16 games, tied for the second-most games in franchise history. During the regular season, the Jaguars allowed only one TD on their opponents' opening offensive possession (Week 16 at San Francisco) and their 13 opening drive stops are their most in a season since 2007 (13). The Jaguars did not allow a single point on their opponents' opening offensive possession in eight home games this season.

NO OPPONENT OPENING OFFENSIVE POSSESSION SCORES (TD or FG) IN FRANCHISE HISTORY

Year	Total
2017	13
2016	12
2015	8
2014	12
2013	7
2012	9
2011	8
2010	7
2009	9
2008	6
2007	13
2006	12
2005	12
2004	11
2003	8
2002	10
2001	14
2000	12
1999	12
1998	13
1997	12
1996	13
1995	9

Bold - Franchise Record



#SACKSONVILLE

In Week 17 against the Titans, the Jaguars posted three sacks of QB **Marcus Mariota**. In 2017, the Jaguars totaled 55 sacks, the second-most in the NFL.

MOST SACKS, NFL, 2017

Team	Sacks
Pittsburgh	56
Jacksonville	55
Carolina	50
Los Angeles Rams	48
Tennessee	43
Los Angeles Chargers	43

The Jaguars' 55 sacks are the second-most in a season in franchise history. The team record is 57 sacks in a season (1999).

MOST SACKS THROUGH FIRST 15 GAMES OF A SEASON, JAGUARS HISTORY

Year	Sacks
1999	57
2017	55
1997	48
2005	47
2014	45



DUVAL'S DEFENSE

In 2017, the Jaguars were the only team to have four players with at least 8.0 sacks each this season (DL **Calais Campbell** 14.5; DE **Yannick Ngakoue** 12.0; DE **Dante Fowler Jr.** 8.5; DL **Malik Jackson** 8.0). The Jaguars are the first team to do so since the Baltimore Ravens in 2006. Jacksonville had never had four players with at least 7.0 sacks each in a season before 2017.



INTERCEPTION PERCEPTION

In Week 16, S **Barry Church** intercepted a pass from 49ers QB **Jimmy Garoppolo**. The Jaguars totaled 21 INTs in the regular season, the most in a season in franchise history. The Jaguars are the only team in the NFL with four players with at least four INTs this season.

MOST INTs, NFL, 2017

Rk.	Team	INTs
1.	Baltimore	22
2.	Jacksonville	21
3.	New Orleans	20
4.	PHI, DET	19

MOST INTs IN A SEASON, FRANCHISE HISTORY

Rk.	Year	INTs
1.	2017	21
2.	2007	20
	2006	20
4.	2005	19
	1999	19



NO GO IN THE RED ZONE

In 2017, the Jaguars allowed 28 red zone drives, the fewest in the NFL. Of those drives, opponents scored just 11 TDs for a 39.3 percent TD rate, the second-lowest rate in the NFL.

RED ZONE TDs ALLOWED, NFL, 2017

Rank	Team	RD Drives	RD TDs
1.	Jacksonville	28	11
2.	Los Angeles Chargers	36	13
3.	Minnesota	40	16
4.	Seattle	42	20
5.	Three Teams	--	21



TEAM TAKEAWAY

The Jaguars defense registered one takeaway (fumble recovery) against the Titans in Week 17. The Jaguars were able to score seven points from the takeaway and totaled 137 points from turnovers this season, the most in the league in 2017.

MOST TAKEAWAYS, NFL, 2017

Rk.	Team	Takeaways
1.	Baltimore	34
2.	Jacksonville	33
3.	Detroit	32

MOST POINTS SCORED OFF TURNOVERS, NFL, 2017

Rk.	Team	Points Scored
1.	Jacksonville	137
2.	Baltimore	121
3.	Los Angeles Rams	119

The Jaguars' 33 takeaways (32 defensive, one special teams) are a franchise record.

MOST TAKEAWAYS IN A SEASON IN FRANCHISE HISTORY

Rk.	Year	Takeaways
1.	2017	33
2.	1998	30
	1999	30
	2000	30
	2007	30

DEFENSIVE REGULAR SEASON STATISTICS



STOP 'EM IN THEIR TRACKS

The Jaguars allowed only 268 points (16.8 avg.) in 2017, the second-fewest points allowed in the NFL.

FEWEST POINTS ALLOWED, NFL, 2017

Rk.	Team	PA
1.	Minnesota	252
2.	Jacksonville	268
3.	L.A. Chargers	272
4.	Philadelphia	295
5.	New England	296

FEWEST POINTS ALLOWED IN A SEASON IN FRANCHISE HISTORY

Rk.	Year	PA
1.	1999	243
3.	2017	268
3.	2005	269
4.	2006	274



SCOREBOARD DEFENSE

With a fumble recovery for a TD by DE **Yannick Ngakoue** in Week 17 against Tennessee, the Jaguars registered seven defensive TDs in 2017 (two INTs, five fumble recoveries), the most in the NFL. The Jaguars' seven defensive TDs in 2017 are a franchise record and the most by a team in a season since the 2013 Kansas City Chiefs.

DEFENSIVE TDS BY JAGUARS IN 2017

Week 1 at HOU: DE **Yannick Ngakoue** strip-sacked Texans QB **Tom Savage**, which was scooped up by DE **Dante Fowler Jr.** and returned 53 yards for a TD to give the Jaguars a 19-0 halftime lead.

Week 4 at NYJ: In the fourth quarter, LB **Myles Jack** picked up a lateral pass by Jets QB **Josh McCown** and returned in 81 yards for his first NFL TD.

Week 5 at PIT: In the third quarter, LB **Telvin Smith** intercepted Steelers QB **Ben Roethlisberger** and ran it back 28 yards for a TD. The next Pittsburgh possession, S **Barry Church** caught a pass intended for WR **Antonio Brown** and returned it for a 51-yard TD.

Week 11 at CLE: In the fourth quarter, DE **Yannick Ngakoue** posted his second strip-sack of the day of Browns QB **DeShone Kizer**, which LB **Telvin Smith** recovered in the end zone to extend the lead to 19-7.

Week 12 at ARI: In the fourth quarter, DE **Yannick Ngakoue** posted a strip-sack of Cardinals QB **Blaine Gabbert**, which was scooped up by DL **Calais Campbell** and advanced 10 yards for a TD.

Week 17 at TEN: In the fourth quarter, DE **Yannick Ngakoue** recovered a fumble by Titans QB **Marcus Mariota** and returned it 67 yards for a TD.

Divisional at PIT: In the second quarter, DE **Yannick Ngakoue** posted a sack-fumble of Steelers QB Ben Roethlisberger, which was recovered by LB **Telvin Smith** and returned 50 yards for a TD.



CAMPBELL MAKING MOVES IN JAX

In his first game as a Jaguar, DL **Calais Campbell** recorded a career-high 4.0 sacks, which was a single-game franchise record for the Jaguars and the third-most on kickoff weekend in NFL history, trailing only **Derrick Thomas'** 6.0 sacks in 1998 and **William Gay's** 5.5 sacks in 1983.

MOST SACKS BY A PLAYER IN A GAME IN JAGUARS HISTORY

Player	Date	Sacks
Calais Campbell	9/10/17 at HOU	4.0
Chris Clemons	11/23/14 at IND	3.0
Paul Spicer	9/25/05 at NYJ	3.0
John Henderson	10/6/02 vs. PHI	3.0
Kelvin Prichett	10/5/97 vs. CIN	3.0



WELCOME TO THE SACK PARTY

The Jaguars defense recorded 10.0 sacks against the Colts in Week 7, tying a single-game franchise record that was set in Week 1 against Houston.

MOST SACKS IN A GAME IN JAGUARS HISTORY

Date	Opponent	Sacks
Oct. 22, 2017	Indianapolis	10.0
Sept. 10, 2017	Houston	10.0
Nov. 7, 1999	Atlanta	9.0
Nov. 9, 2008	Detroit	7.0
Sept. 16, 2007	Atlanta	7.0

Jacksonville became just the third team since 1940 to record at least 10 sacks in multiple games in a single season in the NFL and the first to do so in the team's first seven games.

TEAMS WITH 10-PLUS SACKS IN MULTIPLE GAMES OF A SINGLE SEASON, NFL, SINCE 1940

Team	Year	Games
Jacksonville	2017	2
Chicago	1984	2
Oakland	1967	2



NO END ZONE

The Jaguars defense held the Colts without a TD in Week 7, marking the second time this season they held a team to zero offensive TDs. The Jaguars have held opponents to zero offensive TDs in 27 games in franchise history. Below are all the games in the past 10 years in which the Jaguars held an opponent without an offensive TD.

NO OFFENSIVE TDs ALLOWED IN A GAME, 2008-PRESENT, FRANCHISE HISTORY

Date	Opponent	Score
Oct. 22, 2017	Indianapolis	27-0
Oct. 8, 2017	Pittsburgh	30-9
Dec. 13, 2015	Indianapolis	51-16
Oct. 19, 2014	Cleveland	24-6
Nov. 24, 2013	Houston	13-6
Nov. 13, 2011	Indianapolis	17-3
Dec. 5, 2010	Tennessee	17-6



WATCH YOUR BACK, QB

In 2017, Jacksonville totaled 104 QB hits, tied for the fourth-most in the NFL. In Week 7, the Jaguars registered 20 QB hits against Colts QB **Jacoby Brissett**, the most in a game in the NFL since Baltimore totaled 22 QB hits in Week 3 of the 2006 season.

MOST QB HITS, NFL, 2017

Rk.	Team	QB Hits
1.	Philadelphia	112
2.	Seattle	111
3.	Washington	108
4.	Jacksonville	104
	Carolina	104

MOST QB HITS IN A GAME, NFL, 2006-PRESENT

Rk.	Team	Date	Sacks	QB Hits
1.	Baltimore	9/24/06	7.0	22
2.	Jacksonville	10/22/17	10.0	20
3.	Denver	10/2/16	5.0	18
	Washington	9/14/14	10.0	18
	Cleveland	9/24/06	2.0	18

DEFENSIVE REGULAR SEASON STATISTICS



PICKSBURGH

The Jaguars defense registered a franchise-record five INTs, including the first-ever game with multiple INTs returned for TDs, against Pittsburgh in Week 5. OLB **Telvin Smith** had a 28-yard INT return for a TD and S **Barry Church** had a 51-yard INT return for a TD in the third quarter. In the last 10 years, the Jaguars are one of three teams to register at least five INTs in a game, including at least two INTs for a TD.

AT LEAST FIVE INTs, INCLUDING TWO PICK-SIXES, IN A GAME, NFL, 2008-PRESENT

Date	Team	Opponent	INT	INT TD
Oct. 8, 2017	Jacksonville	Pittsburgh	5	2
Oct. 1, 2012	Chicago	Dallas	5	2
Oct. 23, 2011	Kansas City	Oakland	6	2

MOST INTs IN A GAME, FRANCHISE HISTORY

Date	Opponent	INT
Oct. 8, 2017	Pittsburgh	5
Oct. 31, 2010	Dallas	4



CAMPBELL SACKS FRANCHISE RECORD

In 2017, DL **Calais Campbell** totaled 14.5 sacks. He now owns the franchise single-season sack record, which was previously set by **Tony Brackens** (12.0) in 1999. Campbell's 14.5 sacks in 2017, the second-most in the NFL and the most in his 10-year NFL career, topped his previous career high of 9.0 in 2013. Teammate **Yannick Ngakoue** is tied for second in franchise history and tied for fifth in the NFL this season with 12.0 sacks. Ngakoue and Campbell are the only teammates in the top 10 this season.

MOST SACKS BY A PLAYER IN A SEASON IN FRANCHISE HISTORY

Rk.	Player	Sacks
1.	Calais Campbell (2017)	14.5
2.	Yannick Ngakoue (2017)	12.0
	Tony Brackens (1999)	12.0
4.	Tony Brackens (2001)	11.0
5.	Kevin Hardy (1999)	10.5

MOST SACKS BY A PLAYER, NFL, 2017

Rk.	Player	Sacks
1.	Chandler Jones (ARI)	17.0
2.	Calais Campbell (JAX)	14.5
	Demarcus Lawrence (DAL)	14.5
4.	Everson Griffen (MIN)	13.0
	Cameron Jordan (N.O.)	13.0
	Ryan Kerrigan (WAS)	13.0
7.	Joey Bosa (LAC)	12.5
8.	Yannick Ngakoue (JAX)	12.0
	Cameron Heyward (PIT)	12.0
	Ezekiel Ansah (DET)	12.0



SHUTOUTS

In Week 7, the Jaguars defeated the Colts, 27-0, marking the sixth shutout in franchise history and the first since Oct. 8, 2006 (vs. NYJ, 41-0). The game also marked the first shutout loss for Indianapolis in 375 regular season games (Nov. 29, 1993 vs. S.D., 0-31) and the Jaguars' only shutout on the road in 182 away games.

SHUTOUT GAMES IN FRANCHISE HISTORY

Date	Opponent	Score
Oct. 22, 2017	at Indianapolis	27-0
Oct. 8, 2006	vs. New York Jets	41-0
Sept. 18, 2006	vs. Pittsburgh	9-0
Dec. 7, 2003	vs. Houston	27-0
Dec. 3, 2000	vs. Cleveland	48-0
Sept. 17, 2000	vs. Cincinnati	13-0



CAMPBELL'S HIT LIST

DL **Calais Campbell** totaled 14.5 sacks as a Jaguar this year and has sacked 39 QBs over his career, including 26 that are still on active rosters. If he gets a sack on Patriots QB **Tom Brady**, it would be his first sack in the postseason during his 10-year career.

CAMPBELL'S CAREER SACKS BY QB

Sacks	Player	Team
5.5	Russell Wilson	Seattle
4.0	Alex Smith	K.C./S.F.
4.0	Sam Bradford	St. Louis
3.5	Tom Savage	Houston
3.5	Jared Goff	L.A. Rams
3.0	Jacoby Brissett	Indianapolis
3.0	Aaron Rodgers	Green Bay
3.0	Colin Kaepernick	San Francisco
2.5	Matt Hasselbeck	Seattle
2.5	Tarvaris Jackson	Seattle
2.0	T.J. Yates	Houston
2.0	Andy Dalton	Cincinnati
2.0	Matt Stafford	Detroit
2.0	Drew Brees	New Orleans
2.0	Tom Brady	New England
2.0	Blaine Gabbert	San Francisco
2.0	Austin Davis	St. Louis
2.0	Eli Manning	N.Y. Giants
2.0	Cam Newton	Carolina
1.5	Jay Cutler	Chicago
1.0	Josh McCown	N.Y. Jets
1.0	Joe Flacco	Baltimore
1.0	Kirk Cousins	Washington
1.0	Teddy Bridgewater	Minnesota
1.0	Michael Vick	Pittsburgh
1.0	Chad Henne	Jacksonville
1.0	Matt Ryan	Atlanta
1.0	Tony Romo	Dallas
1.0	Jimmy Clausen	Carolina
1.0	John Kitna	Dallas
1.0	Brett Favre	Minnesota
1.0	Keith Null	St. Louis
0.5	DeShaun Watson	Houston
0.5	Ben Roethlisberger	Pittsburgh
0.5	Nick Foles	St. Louis
0.5	Andrew Luck	Indianapolis
0.5	DeShone Kizer	Cleveland
0.5	David Garrard	Jacksonville
0.5	Vince Young	Tennessee

*bold italic are QBs Campbell has sacked in 2017



CAMPBELL'S CHUNK OF THE QBs

DL **Calais Campbell** has totaled 5.0-plus sacks in nine consecutive seasons (dating back to 2009), tied for the NFL's second-longest active streak. Campbell had 14.5 sacks in 2017.

MOST ACTIVE CONSECUTIVE SEASONS WITH 5.0-PLUS SACKS, NFL

Rk.	Player	Seasons
1.	Julius Peppers	10
2.	Calais Campbell	9
	Cameron Wake	9
	Clay Matthews	9

DEFENSIVE REGULAR SEASON STATISTICS

SACKSONVILLE'S LEADING PAIR

DL **Calais Campbell** and DE **Yannick Ngakoue** combined for 26.5 sacks and nine forced fumbles in 2017. The duo are two of six players this season to register at least 12.0 sacks and three forced fumbles and the only teammates to accomplish the feat. Ngakoue and Campbell are the first duo with 12-plus sacks in a season since the 2015 Houston Texans (**J.J. Watt** - 17.5; **Whitney Mercilus** - 12.0). The pair are also the first Jaguars tandem to each register double digit sacks in a season since **Tony Brakens** (12.0), **Kevin Hardy** (10.5) and **Gary Walker** (10.0) in 1999.

AT LEAST 12.0 SACKS AND THREE FORCED FUMBLES, NFL, 2017

Player	Team	Sacks	FF
Calais Campbell	Jacksonville	14.5	3
Yannick Ngakoue	Jacksonville	12.0	6
Demarcus Lawrence	Dallas	14.5	4
Everson Griffen	Minnesota	13.0	3
Ryan Kerrigan	Washington	13.0	3
Joey Bosa	L.A. Chargers	12.5	4

SCOOP-AND-SCORE

In Week 17, DE **Yannick Ngakoue** recovered a fumble and returned it 67 yards for a TD. Ngakoue's 67-yard fumble return for a TD was the fifth-longest fumble return in Jaguars history and marked the team's fifth fumble return for a TD in 2017 (Week 1 vs. HOU, 53 yards by DE **Dante Fowler Jr.**; Week 4 vs. NYJ, 81 yards by LB **Myles Jack**; Week 11 at CLE, recovered in the end zone by LB **Telvin Smith**; Week 12 at ARI, 10 yards by DL **Calais Campbell**). This marks the most fumble returns for a TD in a season in franchise history.

LONGEST FUMBLE RETURNS FOR A TD IN FRANCHISE HISTORY

Player	Date	Yards
Aaron Beasley	Nov. 8, 1998	90
Donovin Darius	Nov. 1, 1998	83
Myles Jack	Oct. 1, 2017	81
Daryl Smith	Oct. 14, 2007	77
Yannick Ngakoue	Dec. 31, 2017	67
Ainsley Battles	Dec. 3, 2001	63
Dante Fowler Jr.	Sept. 10, 2017	53

YANNICK THE YOUNG ONE

Second-year DE **Yannick Ngakoue** has totaled 10 forced fumbles in 32 career games. Ngakoue's 10 career forced fumbles are the most by a player 22 years old or younger since 1993.

CAREER FORCED FUMBLES BY A PLAYER 22 YEARS OLD OR YOUNGER, NFL, 1993-PRESENT

Rk.	Player	Years	FFs
1.	Yannick Ngakoue	2016-17	10
2.	Dwight Freeney	2002	9
3.	Keanu Neal	2016-17	8

THE DAREUS EFFECT

With the addition of DL **Marcell Dareus**, the Jaguars run defense improved from 30th to 21st in the NFL and is averaging 98.9 rushing yards allowed per game in his nine games with the Jaguars, compared to 138.6 rushing yards allowed per game from Week 1 through Week 7.

RUSHING YARDS ALLOWED PER GAME RANKING BREAKDOWN

Ranking Wk 1-7	Ranking Wk 8-17	Overall Ranking
30 (138.6)	8 (98.9)	21 (116.3)

NGAKOUE MAKING STRIDES

DE **Yannick Ngakoue** has totaled 20.0 sacks in his 32-game career. His 20.0 sacks through 32 career games are the most by a Jaguars player in franchise history. Teammate **Dante Fowler Jr.** has registered 12.0 career sacks, which ranks third in Jaguars history through 32 career games.

MOST SACKS THROUGH 32 CAREER GAMES IN FRANCHISE HISTORY

Rk.	Player	Years	Sacks
1.	Yannick Ngakoue	2016-17	20.0
2.	Tony Brakens	1996-97	15.0
3.	Dante Fowler Jr.	2016-17	12.0

MAY THE FORCE[TD] BE WITH YOU

With one forced fumble against the Cardinals in Week 12, DE **Yannick Ngakoue** has totaled 10 forced fumbles in his 32-game career, which is the second-most career fumbles in franchise history. Ngakoue led the NFL with six forced fumbles in 2017.

MOST FORCED FUMBLES IN FRANCHISE HISTORY

Player	FFs
Tony Brakens (1996-2003)	28
Yannick Ngakoue (2016-17)	10
Daryl Smith (2004-12)	9
Joel Smeenge (1995-2000)	9

TWO IS BETTER THAN ONE

In Week 15, DE **Calais Campbell** had 2.0 sacks of Texans QB **T.J. Yates** and joined teammate and DE **Yannick Ngakoue** with four games this season with at least 1.5 sacks. The pair's four multi-sack games in a single season are the most in franchise history and also rank tied for fifth in Jaguars history.

CAREER MULTIPLE-SACK GAMES IN FRANCHISE HISTORY

Rk.	Player	Games
1.	Tony Brakens	8
	Kevin Hardy	6
3.	Reggie Hayward	5
	Marcus Stroud	5
2.	Yannick Ngakoue	4
	Calais Campbell	4
	John Henderson	4
	Clyde Simmons	4
	Gary Walker	4
	Joel Smeenge	4

ALL OR NOTHING

LB **Telvin Smith** joins CAR's **Luke Kuechly** and BAL's **C.J. Mosley** as the only NFL players with 400-plus tackles and at least four FFs and FRs and five INTs since the start of 2014, according to 360 Sports Radar.

400+ TACKLES, FOUR-PLUS FORCED FUMBLES, FOUR-PLUS FUMBLE RECOVERIES & FIVE-PLUS INTs, 2014-PRESENT

Name (Team)	Tackles	Solo	Asst.	FFs	FRs	INTs
Luke Kuechly (Car.)	498	320	178	5	4	9
C.J. Mosley (Bal.)	469	311	156	6	5	8
Telvin Smith (Jax.)	447	341	106	4	5	7

DEFENSIVE REGULAR SEASON STATISTICS

TELVIN TAKEAWAY

In Week 11, LB **Telvin Smith** intercepted Browns QB **DeShone Kizer** and returned it 26 yards. Smith has registered seven career INTs, becoming one of six linebackers in the NFL with seven-plus INTs since 2014. Out of his seven INTs, Smith has two INTs for a TD, which only seven LBs in the NFL have accomplished since 2014.

MOST INTs, NFL, LBs, 2014 - PRESENT

Rk.	Player (Team)	INTs
1.	Luke Kuechly (CAR)	9
2.	C.J. Mosley (BAL)	8
3.	Telvin Smith (JAX)	7
	Thomas Davis (CAR)	7
	Jordan Hicks (PHI)	7
	Ryan Shazier (PIT)	7

TOP OF HIS CLASS

Jaguars fourth-year LB **Telvin Smith's** 451 tackles (345 solo) through four seasons are the most by a player drafted in the fifth round or later through their first four years since 2003, according to Pro Football Reference.

MOST TACKLES THROUGH FIRST FOUR YEARS, NFL, DRAFTED FIFTH ROUND-OR-LATER, 2003-17

Rk.	Player (Year)	Total	Solo	Asst.
1.	Telvin Smith (2014-17)	451	345	107
2.	Erik Coleman (2004-07)	373	256	117
3.	Gibril Wilson (2004-07)	360	291	69

Through his first four seasons, Smith has produced 451 career tackles, the most by a Jaguars player in his first four seasons in franchise history, according to Pro Football Reference.

MOST TACKLES IN FIRST FOUR NFL SEASONS IN JAGUARS HISTORY

Rk.	Player (Years)	Total	Solo	Asst.
1.	Telvin Smith (2014-17)	451	345	107
2.	Johnathan Cyprien (2013-16)	449	339	110
3.	Akin Ayodele (2002-05)	343	274	69
4.	Kevin Hardy (1996-99)	321	273	7

SMITH STANDS OUT

Since becoming a full-time starter in Week 12 of the 2014 season, LB **Telvin Smith** ranks third in the NFL with 411 tackles, trailing SEA's **Bob Wagner** (468) and BUF's **Preston Brown** (430).

MOST TACKLES, NFL, WEEK 12, 2014 - PRESENT

Rk.	Player (Team)	Total	Solo	Asst.
1.	Bobby Wagner (Sea.)	468	286	179
2.	Preston Brown (Buf.)	430	139	191
3.	Telvin Smith (Jax.)	411	316	95
4.	C.J. Mosley (Bal.)	382	258	124

WEEK 5'S BACK-TO-BACK

In Week 5 in the third quarter vs. Pittsburgh, LB **Telvin Smith** intercepted Steelers QB **Ben Roethlisberger** and ran it back 28 yards for a TD. The next Pittsburgh possession, S **Barry Church** caught a pass intended for WR **Antonio Brown** and returned it for a 51-yard TD. This game marked the first time the Jaguars scored on defense on back-to-back possessions since Oct. 25, 2015 against Buffalo in London, when they returned a fumble for a TD and returned an INT for a TD on consecutive possessions. The two pick-sixes in one quarter by the Jaguars marks the first such occurrence in the NFL since 2015 (ARI at S.F., 9/27/15, first quarter).

SMITH SEES, TELVIN TAKES

In Week 11 at Cleveland, LB **Telvin Smith** recovered a fumble in the end zone caused by DE **Yannick Ngakoue**, marking his second defensive TD this year. Smith is one of eight players since 2014 to return an INT for a TD and a fumble for a TD in the same season, and the only LB to do so.

AT LEAST ONE INT TD & FUMBLE RECOVERY TD IN SAME SEASON, NFL, 2014-17

Player	Year	INT TD	Fum TD
Telvin Smith	2017	1	1
Jimmy Smith	2017	1	1
Eddie Jackson	2017	1	1
Nickell Robey	2016	1	1
Dominique Rodgers-Cromartie	2015	1	1
Tyvon Branch	2015	1	1
J.J. Watt	2014	1	1
Casey Hayward	2014	1	1

POZ RANKS SECOND

LB **Paul Posluszny** ranks second on the Jaguars all-time tackles list with 984 career tackles in 100 games (9.8 tackles per game).

MOST CAREER TACKLES IN JAGUARS HISTORY

Player	Tackles
Daryl Smith (2004-12)	1,089
Paul Posluszny (2011-17)	984
Donovin Darius (1998-2006)	858
Mike Peterson (2003-08)	837

BALANCED PLAY POZ

After getting 1.5 sacks in Week 13 vs. the Colts, LB **Paul Posluszny** (16.0-15) is one of only two active NFL players to record at least 15 sacks and 15 INTs since 2007, joining CLE's **Karlos Dansby** (26.0-16).

15+ SACKS & 15+ INTs, NFL, 2007-PRESENT

Player	Sacks	INTs
Paul Posluszny	16.0	15
Karlos Dansby.....	26.0.....	16

LBs GET THE INTs

With an INT in Week 11 vs. Cleveland, LB **Telvin Smith** has totaled seven career INTs, the third-most by an LB in franchise history. Teammate LB **Paul Posluszny** has the most with 11 INTs.

MOST INTs BY A LINEBACKER, FRANCHISE HISTORY

Rk.	Player (Years)	INTs
1.	Paul Posluszny (2011-17)	11
2.	Mike Peterson (2003-08)	8
3.	Telvin Smith (2014-17)	7
4.	Daryl Smith (2004-12)	6
5.	Kevin Hardy (1996-2001)	6

IT'S TACKLE TIME

In Week 16 against the 49ers, LB **Paul Posluszny** made eight tackles (five solo). Dating back to his rookie campaign in 2007, LB **Paul Posluszny** has produced 102 games with seven or more tackles, the most such games in the NFL over that span.

MOST GAMES WITH SEVEN-PLUS TACKLES, NFL, 2007-PRESENT

Rk.	Player	Games
1.	Paul Posluszny	102
2.	Karlos Dansby.....	99
3.	D'Qwell Jackson.....	97

DEFENSIVE REGULAR SEASON STATISTICS



PUT YOUR HANDS UP!

In 2017, the Jaguars were the only team to have four players with at least four INTs each: CB **A.J. Bouye** (6), CB **Jalen Ramsey** (4), S **Tashaun Gipson** (4) and S **Barry Church** (4). Jacksonville had never had four players with at least four INTs each until 2017. Bouye is tied for the third-most INTs in the NFL, while Church, Gipson and Ramsey are tied for 12th-most.

MOST INTs, NFL, 2017

Rk.	Players (Team)	INTs
1.	Darius Slay (DET)	8
	Kevin Byard (TEN)	8
3.	A.J. Bouye (JAX)	6
	Eric Weddle (BAL)	6
5.	Seven Players	5



...READY FOR IT?

CB **A.J. Bouye** totaled 18 PDs on the year, tied for the sixth-most in the NFL. Fellow CB **Jalen Ramsey** totaled 17 PDs on the season, tied for the 10th-most. Bouye's 18 PDs rank fourth and Ramsey's 17 PDs rank fifth in a single season in franchise history since 2000.

MOST PASSES DEFENSED IN A SINGLE SEASON, FRANCHISE HISTORY, 2000-PRESENT

Rk.	Player (Team)	PDs
1.	Davon House (2015)	23
2.	Rashean Mathis (2006)	21
	Rashean Mathis (2004)	21
4.	A.J. Bouye (2017)	18
5.	Jalen Ramsey (2017)	17



GOING TO CHURCH

SS **Barry Church** recorded six tackles in Week 17 at Tennessee. Since 2010, Church has totaled 534 tackles, which ranks eighth among active safeties in the NFL over that span. Church is the only undrafted player in the top 10.

MOST TACKLES BY AN ACTIVE SAFETY, 2010-17, NFL

Rk.	Player	Games	Tackles	Draft
1.	Eric Weddle	120	696	2007 (37th)
2.	Morgan Burnett	102	683	2010 (71st)
3.	Reshad Jones	110	665	2010 (163rd)
4.	Malcolm Jenkins	121	618	2009 (14th)
5.	Earl Thomas	121	615	2010 (14th)
6.	Reggie Nelson	125	591	2007 (21st)
7.	Patrick Chung	109	582	2009 (34th)
8.	Barry Church	106	534	---
9.	Glover Quin	112	510	2009 (112th)
10.	Johnathan Cyprien	70	499	2013 (33rd)



NO FLY ZONE

Since 2013, FS **Tashaun Gipson** ranks third in the NFL among safeties with 18 INTs. Gipson recorded an INT in Week 13 against the Colts. Gipson also has two INTs for a TD over the past five seasons.

MOST INTERCEPTIONS BY A SAFETY, NFL, 2013-PRESENT

Rk.	Player	Games	INT	TD
1.	Reggie Nelson	79	20	0
	Glover Quin	80	19	2
3.	Tashaun Gipson	72	18	2
4.	Quintin Demps	62	15	0
	Earl Thomas	73	15	1
	Mike Adams	76	15	1



RAM-BO'S TERRITORY

According to Pro Football Focus, CB **A.J. Bouye** allowed 38 receptions for 435 yards and zero TDs and six INTs for a 31.6 passer rating, the lowest passer rating in coverage among CBs in the NFL.

A.J. BOUYE IN 2017, ACCORDING TO PRO FOOTBALL FOCUS:

Receptions:	38
Targets:	84
Rec. Yards	435
TDs Allowed:	0
INTs:	6
Passer Rating:	31.6

CB **Jalen Ramsey** allowed 47 receptions for 586 yards with three TDs and four INTs for a 63.9 passer rating.

JALEN RAMSEY IN 2017, ACCORDING TO PRO FOOTBALL FOCUS:

Receptions:	47
Targets:	92
Rec. Yards	586
TDs Allowed:	3
INTs:	4
Passer Rating:	63.9



DYNAMIC DUO

This season, CBs **A.J. Bouye** and **Jalen Ramsey** totaled 35 PDs, tied for the most PDs among CB duos in the NFL.

MOST COMBINED PDs, NFL, 2017

Rk.	Players	Years	PDs
1.	A.J. Bouye, Jalen Ramsey	JAX	35
	Trevor Williams, Casey Hayward	LAC	35
	Marshon Lattimore, Ken Crawley	N.O.	35



BAD AND BOUYE

In Week 14, CB **A.J. Bouye** intercepted Seahawks QB **Russell Wilson** twice in the third quarter, marking his first career game with multiple INTs. Bouye totaled six INTs this season, which tied for the second-most in a season in franchise history.

MOST INTs IN A SEASON IN FRANCHISE HISTORY

Rk.	Players (Year)	INTs
1.	Rashean Mathis (2006)	8
2.	A.J. Bouye (2017)	6
	Marlon McCree (2002)	6
	Aaron Beasley (1999)	6



INT IN OT

In Week 10, CB **A.J. Bouye** intercepted a pass by Chargers QB **Philip Rivers** in overtime and returned it 51 yards to set up the game-winning field goal. Bouye's INT was just the fourth INT in overtime in franchise history.

INTERCEPTION RETURNS IN OVERTIME IN FRANCHISE HISTORY

Player	Date	Yards
A.J. Bouye	Nov. 12, 2017	51
Derek Cox	Nov. 18, 2012	16
Rashean Mathis	Oct. 16, 2005	41
Rashean Mathis	Sept. 25, 2005	5



RAMSEY READY

In Week 13, CB **Jalen Ramsey** had two passes defended against the Colts, marking his fifth game this season with multiple passes defended. Ramsey's five games with multiple PDs are tied for the second-most in a season by a Jaguar since 2000. **Rashean Mathis** holds the record with six games of multiple PDs in 2006.

SPECIAL TEAMS REGULAR SEASON STATISTICS

DECAMILLIS' DECOYS

In the first quarter against the Colts in Week 13, P **Brad Nortman** converted the third fake punt of the season, completing a 29-yard pass to TE **James O'Shaughnessy** to set up a Jaguars opening-drive TD. The Jaguars are 8 of 11 on fourth down attempts this season, including 3 of 3 on fake punt conversions. RB **Corey Grant** has rushed twice on fake punts, a 58-yard run against Baltimore in Week 3 and a 56-yard TD against the Los Angeles Chargers in Week 10.

TAKEN FOR GRANTED

In Week 10 vs. the Chargers, RB **Corey Grant** took a fake punt 56 yards for a TD in the first quarter. It marked Grant's second fake punt run of the season after posting a 58-yard run in Week 3 vs. Baltimore. Grant's two career runs of 50-plus yards on fourth down equals the total of all other active NFL players combined.

RUNS OF 50-PLUS YARDS ON FOURTH DOWN BY AN ACTIVE PLAYER

Player	Date	Yards	TD
Corey Grant	Nov. 12, 2017 vs. LAC	56	1
Corey Grant	Sept. 24, 2017 vs. BAL	58	0
Albert Wilson	Dec. 4, 2016 at ATL	55	1
LeSean McCoy	Nov. 21, 2010 vs. NYG	50	1

WINNER WINNER, CHICKEN DINNER

In Week 10, K **Josh Lambo** made a 34-yard FG in the fourth quarter to tie the game and made the game-winning 30-yard FG in overtime against the Chargers. Lambo's game-winning FG marked the 18th in Jaguars history and the fourth to occur in overtime. Below is a breakdown of all the game-winning FGs in franchise history:

JAGUARS ALL-TIME GAME-WINNING FGs

Name	Date	Yards	Time
Josh Lambo	Nov. 12, 2017 vs. CLE	30	OT
Jason Myers	Nov. 15, 2015 at BAL	53	0:00
Jason Myers	Sept. 20, 2015 vs. MIA	28	0:43
Josh Scobee	Nov. 30, 2014 vs. NYG	43	0:28
Josh Scobee	Oct. 3, 2010 vs. IND	59	0:00
Josh Scobee	Nov. 15, 2009 vs. NYJ	21	0:00
Josh Scobee	Oct. 18, 2009 vs. STL	36	OT
Josh Scobee	Sept. 28, 2008 vs. HOU	37	OT
Josh Scobee	Sept. 21, 2008 at IND	51	0:00
Josh Scobee	Jan. 5, 2008 at PIT	25	0:37*
Josh Scobee	Dec. 28, 2005 vs. S.F.	32	9:41
Josh Scobee	Oct. 23, 2004 at IND	53	0:38
Mike Hollis	Nov. 26, 2000 vs. TEN	38	0:00
Mike Hollis	Dec. 13, 1999 vs. DEN	23	0:00
Mike Hollis	Nov. 14, 1999 vs. BAL	28	1:52 (3rd)
Mike Hollis	Dec. 28, 1996 at BUF	45	3:07
Mike Hollis	Nov. 24, 1996 at BAL	34	OT
Mike Hollis	Dec. 24, 1995 vs. CLE	34	0:00

*Playoff game

NORTMAN NEWS

In Week 17 at Tennessee, sixth-year P **Brad Nortman** had two punts inside the 20 and totaled 29 for the 2017 season. His 29 punts inside the 20 are a career-high and the fifth-most in a season in franchise history.

MOST PUNTS INSIDE THE 20 IN A SEASON IN JAGUARS HISTORY

Rank	Name	Year	Total
1.	Chris Hanson	2005	33
2.	Bryan Barker	1999	32
3.	Bryan Anger	2013	31
4.	Bryan Anger	2012	31
5.	Brad Nortman	2017	29
	Bryan Barker	2000	29

TOP PERCENT

K **Josh Lambo**, who was acquired by Jacksonville on Oct. 17, finished the season 19 of 20 on FGs (95.0 FG pct.), including 12 of 12 (100.0 FG pct.) at EverBank Field. Lambo's 95.0 FG pct. this season (19 of 20) is the best mark in Jaguars' single season history among kickers with at least 10 FG attempts (also the best mark in career FG pct. among kickers with at least 10 career FG attempts).

JAGUARS ALL-TIME KICKERS BY YEAR

Name (Years)	Games	XPM/XPA	XP%	FGM/FGA	FG%
Josh Lambo (2017)	9	22/24	91.7	19/20	95.0
Jason Myers (2015-17)	33	62/73	84.9	57/69	82.6
Josh Scobee (2004-14)	168	317/322	98.4	235/291	80.8
John Carney (2007)	8	20/21	95.2	9/11	81.8
Seth Marler (2003)	16	30/30	100.0	20/33	60.6
Danny Boyd (2002)	4	7/7	100.0	5/5	100.0
Richie Cunningham (2002)	1	2/2	100.0	1/1	100.0
Hayden Epstein (2002)	6	13/13	100.0	5/9	55.6
Tim Seder (2002)	5	11/11	100.0	8/12	66.7
Steve Lindsey (1999-2000)	26	5/5	100.0	5/7	71.4
Mike Hollis (1995-2001)	108	239/242	98.8	175/217	80.6

FINDING COREY

In Week 17 against Tennessee, RB **Corey Grant** had three kickoff returns for 58 yards. Grant averaged 24.9 yards per return this season, the fifth-highest average among players with at least 15 kickoff returns.

HIGHEST KICKOFF RETURN YARDS AVERAGE, NFL, 2017 (min. 15 kickoff returns)

Player	KR	Avg.
Cordarrelle Patterson (OAK)	19	28.3
Pharoh Cooper (LAR)	34	27.4
Tyler Lockett (SEA)	37	25.6
Ryan Switzer (DAL)	24	25.0
Corey Grant (JAX)	19	24.9

MICKENS MEANS BUSINESS

WR **Jaydon Mickens** averaged 10.3 yards per punt return this season, the fourth-highest average among players with at least 25 punt returns.

HIGHEST PUNT RETURN YARDS AVERAGE, NFL, 2017 (min. 25 punt returns)

Player	PR	Avg.
Jamal Agnew (DET)	29	15.4
Pharoh Cooper (LAR)	32	12.5
Michael Campanaro (BAL)	27	10.8
Jaydon Mickens (JAX)	28	10.3

JAY-GONE

First-year WR **Jaydon Mickens** returned a Bengals punt 63 yards for a TD in the fourth quarter of the Jaguars' Week 9 game vs. Cincinnati. The punt return TD marked the sixth career punt return TD in franchise history and the first since WR **Rashad Greene Sr.** on Dec. 13, 2015 vs. Indianapolis. Mickens also had a 72-yard punt return in Week 14 vs. Seattle.

LONGEST PUNT RETURNS FOR A TD IN FRANCHISE HISTORY

Player	Date	Yards
Reggie Barlow	Sept. 13, 1998	85
Mike Thomas	Dec. 18, 2010	78
Reggie Barlow	Nov. 21, 1999	74
Rashad Greene Sr.	Dec. 13, 2015	73
Bobby Shaw	Oct. 6, 2002	69
Jaydon Mickens	Nov. 5, 2017	63

LAST TIME IT HAPPENED



TEAM

OVERTIME GAME WON

REGULAR SEASON

By Jaguars — Jaguars 20, Los Angeles Chargers 17, 11/12/17
By Opponents — at New York Jets 23, Jaguars 20, 10/1/17

POSTSEASON

The Jaguars have never had an overtime game in the playoffs

SHUTOUT

REGULAR SEASON

By Jaguars — Jaguars 27, at Indianapolis 0, 10/22/17
By Opponents — at Seattle 41, Jaguars 0, 10/11/09

POSTSEASON

By Jaguars — N/A
By Opponents — N/A

SCORELESS FIRST HALF

REGULAR SEASON

By Jaguars — Jaguars 0, Tennessee 27, 10/27/16
(Final: Tennessee 36, Jacksonville 22)
By Opponents — Houston 0, Jaguars 31, 12/17/17
(Final: Jacksonville 45, Houston 7)

POSTSEASON

By Jaguars — N/A
By Opponents — New England 0, Jaguars 12, 1/3/99
(Final: Jaguars 25, New England 10)

SCORELESS SECOND HALF

REGULAR SEASON

By Jaguars — Jaguars 0, Indianapolis 6, 10/4/15
(Final: Indianapolis 16, Jaguars 13)
By Opponents — Cleveland 0, Jaguars 9, 11/19/17
(Final: Jaguars 19, Cleveland 7)

POSTSEASON

By Jaguars — Jaguars 0, New England 21, 1/7/06
(Final: New England 28, Jaguars 3)
By Opponents — Buffalo 0, Jacksonville 7, 1/7/18
(Final: Jaguars 10, Buffalo 3)

400 TOTAL YARDS

REGULAR SEASON

By Jaguars — Jaguars at San Francisco, 472, 12/24/17
By Opponents — Seattle vs. Jaguars, 425, 12/10/17

POSTSEASON

By Jaguars — Jaguars vs. Miami, 520, 1/15/00
By Opponents — Pittsburgh vs. Jaguars, 545, 1/14/18

500 TOTAL YARDS

REGULAR SEASON

By Jaguars — Jaguars at Indianapolis, 518 total yards, 10/22/17
By Opponents — New Orleans vs. Jaguars, 537 total yards, 12/27/15

POSTSEASON

By Jaguars — Jaguars vs. Miami, 520, 1/15/00
By Opponents — Pittsburgh vs. Jaguars, 545, 1/14/18

50 POINTS SCORED

REGULAR SEASON

By Jaguars — Jaguars vs. Indianapolis, 51 points (51-16), 12/13/15
By Opponents — New England vs. Jaguars, 51 points (51-17), 9/27/15

POSTSEASON

By Jaguars — Jaguars vs. Miami, 62 points (62-17), 1/15/00
By Opponents — N/A



OFFENSE

100 YARDS RUSHING

REGULAR SEASON

By Jaguars — Leonard Fournette vs. Seattle (101 yards), 12/10/17
By Opponents — Todd Gurley of Los Angeles Rams (116 yards), 10/15/17

POSTSEASON

By Jaguars — Leonard Fournette at Pittsburgh (109 yards), 1/14/18
By Opponents — L. Maroney of New England (122 yards), 1/12/08

200 YARDS RUSHING

REGULAR SEASON

By Jaguars — Fred Taylor at Pittsburgh (234 yards), 11/19/00
By Opponents — Chris Johnson of Tennessee (228 yards), 11/1/09

POSTSEASON

By Jaguars — N/A
By Opponents — N/A

300 YARDS PASSING

REGULAR SEASON

By Jaguars — Blake Bortles at San Francisco (382 yards), 12/24/17
By Opponents — Ben Roethlisberger of Pittsburgh (312 yards), 10/8/17

POSTSEASON

By Jaguars — N/A
By Opponents — Ben Roethlisberger of Pittsburgh (462 yards), 1/14/18

400 YARDS PASSING

REGULAR SEASON

By Jaguars — Mark Brunell vs. St. Louis (421 yards), 9/10/00
By Opponents — Drew Brees of New Orleans (412 yards), 12/27/15

POSTSEASON

By Jaguars — N/A
By Opponents — Ben Roethlisberger of Pittsburgh (462 yards), 1/14/18

100 YARDS RECEIVING

REGULAR SEASON

By Jaguars — Keelan Cole at San Francisco (108 yards), 12/24/17
By Opponents — Antonio Brown of Pittsburgh (157 yards), 10/8/17

POSTSEASON

By Jaguars — Jimmy Smith vs. Miami (136 yards), 1/15/00
By Opponents — Antonio Brown of Pittsburgh (112 yards), 1/14/18

200 YARDS RECEIVING

REGULAR SEASON

By Jaguars — Justin Blackmon at Houston (236 yards), 11/18/12
By Opponents — Josh Gordon of Cleveland (261 yards), 12/01/13

POSTSEASON

By Jaguars — N/A
By Opponents — N/A

100 YARDS RUSHING IN A HALF

REGULAR SEASON

By Jaguars — Leonard Fournette at Pittsburgh (142 in 2nd half), 10/8/17
By Opponents — Bilal Powell of New York Jets (120 in 1st half), 10/1/17

POSTSEASON

By Jaguars — Fred Taylor vs. Miami (135 in 1st half), 1/15/00
By Opponents — T. Davis of Denver (101 in 2nd half), 12/27/97

LAST TIME IT HAPPENED



OFFENSE

TWO 100-YARD RUSHERS IN SAME GAME

REGULAR SEASON

By Jaguars — R. Jennings (109 yards) & M. Jones-Drew (101 yards) vs. Oakland, 12/12/10
By Opponents — None

POSTSEASON

By Jaguars — N/A
By Opponents — T. Davis (184 yards) & D. Loville (103 yards) of Denver, 12/27/97

100 YARDS RECEIVING IN A HALF

REGULAR SEASON

By Jaguars — Keelan Cole vs. Houston (113 in 1st half), 12/17/17
By Opponents — Brandin Cooks of New Orleans (107 in 1st half), 12/27/15

POSTSEASON

By Jaguars — N/A
By Opponents — N/A

TWO 100-YARD RECEIVERS IN SAME GAME

REGULAR SEASON

By Jaguars — A. Robinson (151 yards, TD) & A. Hurns (106 yards, 2 TDs) at New Orleans, 12/27/15
By Opponents — R. Matthews (115 yards) & J. Landry (110 yards) of Miami, 9/20/15

POSTSEASON

By Jaguars — N/A
By Opponents — A. Brown (132) and V. McDonald (112) of Pittsburgh, 1/14/18

THREE TOUCHDOWNS IN A GAME

REGULAR SEASON

By Jaguars — Marcedes Lewis (3 receiving) vs. Baltimore, 9/24/17
By Opponents — LaGarrette Blount (3 rushing) of New England, 9/28/15

POSTSEASON

By Jaguars — Leonard Fournette (3 rushing) at Pittsburgh, 1/14/18
By Opponents — N/A

FOUR TOUCHDOWNS IN A GAME

REGULAR SEASON

By Jaguars — Maurice Jones-Drew (2 rushing, 2 receiving) vs. Tampa Bay, 12/11/11
By Opponents — None

POSTSEASON

By Jaguars — N/A
By Opponents — N/A

30 COMPLETIONS IN A GAME

REGULAR SEASON

By Jaguars — Blake Bortles at San Francisco (32-of-50 passes), 12/24/17
By Opponents — Ben Roethlisberger of Pittsburgh (33-of-55 passes), 10/8/17

POSTSEASON

By Jaguars — N/A
By Opponents — Ben Roethlisberger of Pittsburgh (37-of-58 passes), 1/14/18

THREE TOUCHDOWN PASSES

REGULAR SEASON

By Jaguars — Blake Bortles vs. Houston, 12/17/17
By Opponents — Philip Rivers of San Diego, 9/18/16



OFFENSE

POSTSEASON

By Jaguars — Mark Brunell at New York Jets, 1/10/99
By Opponents — Ben Roethlisberger of Pittsburgh (5), 10/8/17

FOUR TOUCHDOWN PASSES

REGULAR SEASON

By Jaguars — Blake Bortles vs. Baltimore, 9/24/17
By Opponents — Philip Rivers of San Diego, 9/18/16

POSTSEASON

By Jaguars — N/A
By Opponents — Ben Roethlisberger of Pittsburgh (5), 10/8/17

FIVE TOUCHDOWN PASSES

REGULAR SEASON

By Jaguars — Blake Bortles at Tennessee, 12/6/15
By Opponents — Drew Brees of New Orleans, 12/27/15

POSTSEASON

By Jaguars — N/A
By Opponents — Ben Roethlisberger of Pittsburgh, 10/8/17

TWO TOUCHDOWN RECEPTIONS

REGULAR SEASON

By Jaguars — Jaydon Mickens vs. Houston, 12/17/17
By Opponents — Travis Benjamin of San Diego, 9/18/16

POSTSEASON

By Jaguars — Jimmy Smith vs. Miami, 1/15/00
By Opponents — Antonio Brown of Pittsburgh, 1/14/18

THREE TOUCHDOWN RECEPTIONS

REGULAR SEASON

By Jaguars — Marcedes Lewis vs. Baltimore, 9/24/17
By Opponents — Randy Moss of New England, 12/27/09

POSTSEASON

By Jaguars — N/A
By Opponents — N/A

TWO TOUCHDOWNS RUSHING

REGULAR SEASON

By Jaguars — Tommy Bohanon vs. Houston, 12/17/17
By Opponents — LeSean McCoy of Buffalo, 11/27/16

POSTSEASON

By Jaguars — Leonard Fournette (3) at Pittsburgh, 1/14/18
By Opponents — N. Davenport of Pittsburgh, 1/5/08

THREE TOUCHDOWNS RUSHING

REGULAR SEASON

By Jaguars — Maurice Jones-Drew vs. St. Louis, 10/18/09
By Opponents — LeGarrette Blount of New England, 9/27/15

POSTSEASON

By Jaguars — Leonard Fournette at Pittsburgh, 1/14/18
By Opponents — N/A

TD PASS BY NON-QB

By Jaguars — Marqise Lee (20 yards) vs. Tennessee, 12/24/16
By Opponents — Willie Davis (22 yards) of Tennessee Oilers, 11/16/97

POSTSEASON

By Jaguars — N/A
By Opponents — N/A

LAST TIME IT HAPPENED



DEFENSE

INTERCEPTED PASS RETURNED FOR A TOUCHDOWN

REGULAR SEASON

By Jaguars — Barry Church (51 yards) at Pittsburgh, 10/8/17
By Opponents — Dontae Johnson of San Francisco (50 yards), 12/24/17

POSTSEASON

By Jaguars — Rashean Mathis (63 yards) at Pittsburgh, 1/5/08
By Opponents — A. Samuel (73 yards) of New England, 1/7/06

FUMBLE RETURNED FOR A TOUCHDOWN

REGULAR SEASON

By Jaguars — Calais Campbell (10 yards) at Arizona, 11/26/17
By Opponents — Wesley Woodyard (3 yards) of Tennessee, 12/6/15

POSTSEASON

By Jaguars — Telvin Smith (50 yards) at Pittsburgh, 1/14/18
By Opponents — O. Smith (47 yards) of New England, 1/12/97

TWO FORCED FUMBLES

REGULAR SEASON

By Jaguars — Yannick Ngakoue at Cleveland, 11/19/17
By Opponents — John Abraham of Atlanta, 12/15/11

POSTSEASON

By Jaguars — N/A
By Opponents — E. Robinson of Tennessee, 1/23/00

TWO SACKS

REGULAR SEASON

By Jaguars — Calais Campbell (2.5) vs. Houston, 12/17/17
By Opponents — Marcell Dareus of Buffalo (2.0), 11/27/16

POSTSEASON

By Jaguars — G. Walker vs. Miami, 1/15/00
By Opponents — L. Woodley of Pittsburgh (2.0), 1/5/08

THREE SACKS

REGULAR SEASON

By Jaguars — Calais Campbell at Houston (4.0), 9/10/17
By Opponents — W. Mercilus (3.5) & J. Watt of Houston (3.0), 1/3/16

POSTSEASON

By Jaguars — N/A
By Opponents — N/A

FOUR SACKS

REGULAR SEASON

By Jaguars — Calais Campbell at Houston (4.0), 9/10/17
By Opponents — Ryan Kerrigan of Washington (4.0), 9/14/14

POSTSEASON

By Jaguars — N/A
By Opponents — N/A

ONE INTERCEPTION

REGULAR SEASON

By Jaguars — Barry Church at San Francisco, 12/24/17
By Opponents — D. Johnson, K. Williams, A. Witherspoon of San Francisco, 12/24/17

POSTSEASON

By Jaguars — Myles Jack at Pittsburgh, 1/14/18
By Opponents — R. Harrison of New England, 1/12/08

TWO INTERCEPTIONS

REGULAR SEASON

By Jaguars — A.J. Bouye vs. Seattle, 12/10/17
By Opponents — Tre Boston of Los Angeles Chargers, 11/12/17



DEFENSE

POSTSEASON

By Jaguars — Rashean Mathis at Pittsburgh, 1/5/08
By Opponents — N/A

SAFETY

REGULAR SEASON

By Jaguars — Holding penalty on Dallas' K. Wilber enforced in the end zone, 11/9/14
By Opponents — J.J. Watt of Houston (Sacked QB B. Bortles in the end zone), 12/29/14

POSTSEASON

By Jaguars — N/A
By Opponents — J. Evans & J. Fisk of Tennessee (Sacked QB M. Brunell in the end zone, 1/23/00)

FOUR PASSES DEFENSED

REGULAR SEASON

By Jaguars — Jalen Ramsey at Pittsburgh, 10/8/17
By Opponents — Johnathan Joseph of Houston, 1/3/16

POSTSEASON

By Jaguars — N/A
By Opponents — N/A



SPECIAL TEAMS

FIVE FIELD GOALS

REGULAR SEASON

By Jaguars — Josh Scobee at Buffalo, 10/10/10
By Opponents — Jeff Reed of Pittsburgh, 12/1/02 (six field goals)

POSTSEASON

By Jaguars — N/A
By Opponents — N/A

55-YARD FIELD GOAL

REGULAR SEASON

By Jaguars — Josh Lambo vs. Cincinnati (56 yards), 11/5/17
By Opponents — Phil Dawson of Arizona (57 yards), 11/26/17

POSTSEASON

By Jaguars — N/A
By Opponents — N/A

50-YARD FIELD GOAL

REGULAR SEASON

By Jaguars — Josh Lambo vs. Seattle (51 yards), 12/10/17
By Opponents — Phil Dawson of Arizona (57 yards), 11/26/17

POSTSEASON

By Jaguars — N/A
By Opponents — J. Hall of New York Jets (52 yards), 1/10/99

GAME-WINNING FIELD GOAL

REGULAR SEASON

By Jaguars — Josh Lambo vs. Los Angeles Chargers (30 yards in OT), 11/12/17
By Opponents — Phil Dawson of Arizona (57 yards at 0:01), 11/26/17

POSTSEASON

By Jaguars — Josh Scobee at Pittsburgh (25 yards at 0:37), 1/5/08
By Opponents — N/A

LAST TIME IT HAPPENED



SPECIAL TEAMS

KICKOFF RETURN FOR A TOUCHDOWN

REGULAR SEASON

By Jaguars — Marqise Lee at Houston (100 yards), 12/18/16
By Opponents — Pharoah Cooper of Los Angeles Rams (103 yards), 10/15/17

POSTSEASON

By Jaguars — N/A
By Opponents — N/A

PUNT RETURN FOR A TOUCHDOWN

REGULAR SEASON

By Jaguars — Jaydon Mickens vs. Cincinnati (63 yards), 11/5/17
By Opponents — Andre Roberts of Detroit (55 yards), 11/20/16

POSTSEASON

By Jaguars — N/A
By Opponents — N/A

BLOCKED FIELD GOAL ATTEMPT

REGULAR SEASON

By Jaguars — Tyson Alualu at New Orleans (Kai Forbath), 9/27/15
By Opponents — Linval Joseph of Minnesota (Jason Myers), 12/11/16

POSTSEASON

By Jaguars — N/A
By Opponents — N/A

BLOCKED FIELD GOAL RETURNED FOR A TOUCHDOWN

REGULAR SEASON

By Jaguars — Chris Hudson (58 yards) vs. Pittsburgh, 9/22/97
By Opponents — Antrel Rolle of Arizona (83 yards), 9/20/09

POSTSEASON

By Jaguars — N/A
By Opponents — N/A

BLOCKED PUNT RETURNED FOR A TOUCHDOWN

REGULAR SEASON

By Jaguars — Mike Harris (19 yards) at Tennessee, 12/30/12
By Opponents — Malcolm Brown (8 yards) of Los Angeles Rams, 10/15/17

POSTSEASON

By Jaguars — T. Davis (29 yards) at Denver, 12/27/97
By Opponents — N/A

BLOCKED PUNT

REGULAR SEASON

By Jaguars — Dan Skuta at Indianapolis (Pat McAfee), 1/1/17
By Opponents — Cory Littleton of Los Angeles Rams (Brad Nortman), 10/15/17

POSTSEASON

By Jaguars — T. Davis at Denver (T. Rouen), 12/27/97
By Opponents — N/A

BLOCKED EXTRA POINT

REGULAR SEASON

By Jaguars — Telvin Smith at Tennessee (Ryan Succop), 12/31/17
By Opponents — Corey Liuget of Los Angeles Chargers (Josh Lambo), 11/12/17

POSTSEASON

By Jaguars — C. Simmons at Denver (J. Elam), 1/4/97
By Opponents — N/A

BLOCKED EXTRA POINT RETURNED FOR TWO POINTS

REGULAR SEASON

By Jaguars — Aaron Colvin at San Francisco, 12/24/17
By Opponents — None

POSTSEASON

By Jaguars — N/A
By Opponents — N/A

MISSED EXTRA POINT

REGULAR SEASON

By Jaguars — Josh Lambo at San Francisco, 12/24/17
By Opponents — Kai Forbath of Minnesota, 12/11/16

POSTSEASON

By Jaguars — N/A
By Opponents — N/A

TWO-POINT CONVERSION MADE

REGULAR SEASON

By Jaguars — B. Bortles pass to B. Koyack at San Francisco, 12/24/17
By Opponents — B. Gabbert pass to L. Fitzgerald of Arizona, 11/26/17

POSTSEASON

By Jaguars — N/A
By Opponents — T. Davis run of Denver, 1/4/97

TWO-POINT CONVERSION FAILED

REGULAR SEASON

By Jaguars — Brad Nortman vs. Indianapolis (pass failed), 12/3/17
By Opponents — Joe Flacco of Baltimore (pass failed), 11/15/15

POSTSEASON

By Jaguars — Fred Taylor vs. New England (run failed), 1/3/99
By Opponents — B. Roethlisberger of Pittsburgh (pass failed), 1/5/08

RECOVERED OWN ONSIDE KICK

REGULAR SEASON

By Jaguars — at San Francisco (L. McCray), 12/24/17
By Opponents — vs. Houston (Q. Demps), 12/27/11

POSTSEASON

By Jaguars — N/A
By Opponents — N/A

ALL-TIME HONORS

PRO BOWL HONORS

Starters CAPITALIZED.
Number in parentheses shows player's number of Pro Bowls as a Jaguar.
(* did not play due to injury)

1996	—	OT Tony Boselli QB Mark Brunell WR Keenan McCardell
1997	—	P BRYAN BARKER OT TONY BOSELLI (2) QB Mark Brunell (2) PK MIKE HOLLIS WR Jimmy Smith
1998	—	OT TONY BOSELLI (3) WR JIMMY SMITH (2)
1999	—	OT TONY BOSELLI (4)* DE TONY BRACKENS QB Mark Brunell (3) LB KEVIN HARDY S CARNELL LAKE OT Leon Searcy WR JIMMY SMITH (3)
2000	—	OT TONY BOSELLI (5)* WR Jimmy Smith (4)
2001	—	WR Jimmy Smith (5)* DT Gary Walker P Chris Hanson
2002	—	DT MARCUS STROUD
2003	—	DT MARCUS STROUD (2)
2004	—	DT John Henderson DT MARCUS STROUD (3)
2005	—	CB RASHEAN MATHIS*
2006	—	DT John Henderson (2)
2007	—	RB Fred Taylor
2009	—	QB David Garrard RB Maurice Jones-Drew
2010	—	RB MAURICE JONES-DREW* (2) TE Mercedes Lewis ST Montell Owens
2011	—	RB MAURICE JONES-DREW (3) ST Montell Owens (2)
2013	—	LB Paul Posluszny
2015	—	WR Allen Robinson
2017	—	CB A.J. BOUYE DE CALAIS CAMPBELL DT Malik Jackson CB JALEN RAMSEY

PRO BOWL MVP

1997 — QB Mark Brunell

COACHING AWARDS

Tom Coughlin — AFC Coach of the Year, UPI (1996)
Dom Capers — Assistant Coach of the Year, Pro Football Writers of America, USA Today and Defensive Coordinator of the Year, Football Digest (1999)

NFL PLAYER ASSOCIATION AWARDS

1995 — Bryan Barker, AFC Punter of the Year
1996 — Jimmy Smith, AFC Receiver of the Year
1997 — Bryan Barker, AFC Punter of the Year

INDIVIDUAL LEAGUE AWARDS

NET PUNTING AVERAGE	
1995	Bryan Barker 38.6
PASSING YARDS	
1996	Mark Brunell 4,367
POINTS	
1997	Mike Hollis 134
RECEPTIONS	
1999	Jimmy Smith 116
RUSHING YARDS	
2011	Maurice Jones-Drew 1,606

FEDEX GROUND PLAYER OF THE YEAR

1997 — RB Fred Taylor

ALL-PRO SELECTIONS

Legend: AP — Associated Press; PFWA — Pro Football Writers of America; TSN — The Sporting News; PFW — Pro Football Weekly; PFF — Pro Football Focus; FN — Football News; FD — Football Digest; USA — USA Today; SI — Sports Illustrated; CPFN — College & Pro Football Newsweekly

DT Tyson Alualu — 2010: PFW, TSN
OT Khalif Barnes — 2005: PFW/PFWA
OT Tony Boselli — 1995: PFWA, PFW, FN, CPFN; 1996: USA, SI; 1997: AP, PFWA, TSN, PFW, FN, USA, CPFN; 1998: AP, PFWA, TSN, PFW, FN, USA, CPFN, FD; 1999: AP, PFWA, SI, TSN, PFW, USA, CPFN, FN, FD; 2000: FN (All-AFC)
P Bryan Barker — 1997: AP, PFW, FD
PR Reggie Barlow — 1998: CPFN; 1999: CPFN (second team)
CB Aaron Beasley — 1996: FN; 1999: CPFN
***CB A.J. Bouye** — 2017: AP (second team), PFF (second team), PFWA (all-AFC team), PFW (All-AFC), CPFN (second team)
CB Fernando Bryant — 1999: PFWA, PFW, CPFN, FN, FD
***DE Calais Campbell** — 2017: AP (EDGE), AP (second team interior), PFF (second team EDGE), PFWA
C Michael Cheever — 1996: FN, CPFN
S Donovan Darius — 1998: PFW, FN, FD; 1999: FD (second team)
P Chris Hanson — 2002: AP (second team), PFWA, PFW (All-AFC), FD (second team)
LB Kevin Hardy — 1996: PFWA, PFW, FN, CPFN; 1999: AP, TSN, PFW, USA, CPFN, FN, FD
DT John Henderson — 2002: PFWA, PFW; 2006: AP (second team)
PK Mike Hollis — 1997: CPFN
RB Maurice Jones-Drew — 2006: PFW/PFWA; 2009: SN (second team); 2011: AP, PFWA
***DL Malik Jackson** — 2017: PFWA (all-AFC)
DT Terrance Knighton — 2009: PFW
S Carnell Lake — 1999: PFW, CPFN, FN, FD, AP (second team), FD (second team)
QB Byron Leftwich — 2003: PFW
G Vince Manuwai — 2003: PFW
CB Rashean Mathis — 2006: AP, TSN, USA, PFW/PFWA, PFW/PFWA (All-AFC)
G Brad Meester — 2000: PFWA, PFW, FN
FS Reggie Nelson — 2007: PFW/PFWA
DE Yannick Ngakoue — 2016: PFWA (all-rookie)
FB Montell Owens — 2008: SI (special teams)
LB Mike Peterson — 2005: AP (second team)
***CB Jalen Ramsey** — 2016: PFWA (all-rookie) 2017: AP, PFF, PFWA
MLB Bryan Schwartz — 1995: FN
OT Leon Searcy — 1997: USA; 1999: AP (second team), CPFN (second team)
WR Jimmy Smith — 1998: AP (second team); 1999: FN, AP (second team), CPFN (second team), PFW (All-AFC)
***LB Telvin Smith** — 2017: AP (second team)
DT Larry Smith — 1999: FN
DT Marcus Stroud — 2003: AP (second team), PFW (All-AFC), FN (second team); 2004: PFW (All-AFC), FD (second team); 2005: TSN (All-Pro)
RB Fred Taylor — 1998: PFW, FN, CPFN, FD; 2007: AP (second team)
DT Gary Walker — 2001: SI, FD (second team)
OT Maurice Williams — 2001: FN
DT Renaldo Wynn — 1997: PFW, FN, CPFN
* 2017 awards

AFC PLAYER OF THE MONTH

— 1996 —
December — Mark Brunell, Offensive
— 1997 —
December — Keenan McCardell, Offensive
— 1999 —
September — Aaron Beasley, Defensive
October — Tony Brackens, Defensive
November — Tony Brackens, Defensive
December — Jimmy Smith, Offensive
— 2005 —
September — Chris Hanson, Special Teams
December — Mike Peterson, Defensive
— 2007 —
December — Fred Taylor, Offensive

AFC ROOKIE OF THE MONTH

— 1996 —
December — Tony Brackens, Defensive
— 1998 —
September — Fred Taylor, Offensive
November — Donovan Darius, Defensive
December — Fred Taylor, Offensive
— 2003 —
November — Byron Leftwich, Offensive
December — Rashean Mathis, Defensive
— 2006 —
November — Clint Ingram, Defensive



ROSTER INFORMATION

AFC CHAMPIONSHIP GAME AT NEW ENGLAND PATRIOTS

JAGUARS 2017 ALPHABETICAL ROSTER

NO	NAME	POS	HT	WT	DOB	AGE	EXP	COLLEGE	HOMETOWN	HOW ACQ
54	Ankou, Eli	DT	6-3	325	6/8/94	23	R	UCLA	Ottawa, Ontario, Can	W (Hou.)-'17
40	Bohanon, Tommy	FB	6-1	246	9/10/90	27	4	Wake Forest	Fort Myers, Fla.	FA-'17
5	Bortles, Blake	QB	6-5	236	4/28/92	25	4	Central Florida	Oviedo, Fla.	D1-'14
21	Bouye, A.J.	CB	6-0	191	8/16/91	26	5	Central Florida	Tucker, Ga.	UFA (Hou.)-'17
53	Brown, Blair	LB	6-0	238	5/27/94	23	R	Ohio	Moreno Valley, Calif.	D5-'17
93	Campbell, Calais	DL	6-8	300	9/1/86	31	10	Miami (Fla.)	Aurora, Co.	UFA (Ari.)-'17
60	Cann, A.J.	OL	6-3	315	10/23/91	26	3	South Carolina	Bamberg, S.C.	D3-'15
42	Church, Barry	S	6-2	218	2/11/88	29	8	Toledo	Pittsburgh, Pa.	UFA (Dal.)-'17
84	Cole, Keelan	WR	6-1	194	4/20/93	24	R	Kentucky Wesleyan	Louisville, Ky.	FA-'17
22	Colvin, Aaron	CB	6-0	193	10/2/91	26	4	Oklahoma	Tulsa, Okla.	D4-'14
99	Dareus, Marcell	DT	6-3	331	3/13/90	27	7	Alabama	Birmingham, Ala.	T (Buf.)-'17
27	Fournette, Leonard	RB	6-0	228	1/18/95	22	R	Louisiana State	New Orleans, La.	D1-17
56	Fowler Jr., Dante	DE	6-3	255	8/3/94	23	3	Florida	St. Petersburg, Fla.	D1-'15
39	Gipson, Tashaun	S	5-11	212	8/7/90	27	6	Wyoming	Dallas, Texas	UFA (Cle.)-'16
30	Grant, Corey	RB	5-11	203	12/19/91	26	3	Auburn	Opelika, Ala.	FA-'15
7	Henne, Chad	QB	6-3	222	7/2/85	32	10	Michigan	Wyomissing, Pa.	UFA (Mia.)-'12
49	Holba, Colin	LS	6-4	248	7/8/94	23	R	Louisville	Louisville, Ky.	FA-'17
88	Hurns, Allen	WR	6-3	201	11/12/91	26	4	Miami (Fla.)	Miami, Fla.	FA-'14
33	Ivory, Chris	RB	6-0	223	3/22/88	29	8	Tiffin	Longview, Texas	UFA (NYJ)-'16
44	Jack, Myles	LB	6-1	244	9/3/95	22	2	UCLA	Scottsdale, Ariz.	D2-'16
97	Jackson, Malik	DL	6-5	290	1/11/90	28	6	Tennessee	Van Nuys, Calif.	UFA (Den.)-'16
95	Jones, Abry	DT	6-4	318	9/8/91	26	5	Georgia	Warner Robins, Ga.	FA-'13
58	King, Deon	LB	6-2	220	7/2/93	24	2	Norfolk State	Reston, Va.	FA-'17
83	Koyack, Ben	TE	6-5	258	4/9/93	24	2	Notre Dame	Oil City, Pa.	D7-'15
4	Lambo, Josh	K	6-0	215	11/19/90	27	3	Texas A&M	Lansing, Mich.	FA-'17
11	Lee, Marqise	WR	6-0	196	11/25/91	26	4	Southern California	Inglewood, Calif.	D2-'14
89	Lewis, Mercedes	TE	6-6	267	5/19/84	33	12	UCLA	Long Beach, Calif.	D1-'06
65	Linder, Brandon	OL	6-6	315	1/25/92	25	4	Miami (Fla.)	Southwest Ranches, Fla.	D3-'14
55	McCray, Lerentee	LB	6-3	249	8/26/90	27	5	Florida	Ocala, Fla.	UFA (Buf.)-'17
85	Mickens, Jaydon	WR	5-11	170	4/21/94	23	1	Washington	Los Angeles, Calif.	PS-'17
31	Myrick, Jalen	CB	5-11	200	2/27/95	22	R	Minnesota	Bloomington, Ga.	D7a-'17
91	Ngakoue, Yannick	DE	6-2	246	3/31/95	22	2	Maryland	Bowie, Md.	D3-'16
3	Nortman, Brad	P	6-2	214	9/12/89	28	6	Wisconsin	Brookfield, Wis.	UFA (Car.)-'16
77	Omameh, Patrick	OL	6-4	327	12/29/89	28	5	Michigan	Columbus, Ohio	FA-'16
80	O'Shaughnessy, James	TE	6-4	245	1/14/92	26	3	Illinois State	Naperville, Ill.	W (N.E.)-'17
78	Parnell, Jermei	OL	6-6	326	7/20/86	31	7	Mississippi	Blytheville, Ark.	UFA (Dal.)-'15
23	Patmon, Tyler	CB	5-10	188	1/26/91	26	3	Oklahoma State	Round Rock, Texas	FA-'17
52	Payne, Donald	LB	5-11	217	7/12/94	23	R	Stetson University	Fayetteville, Ga.	W (Bal.)-'17
59	Phillips, Carroll	DE	6-3	242	9/2/92	25	R	Illinois	Miami, Fla.	P.S. -'17
75	Poehls, William	OL	6-8	344	11/27/91	26	1	Montana	Chandler, Ariz.	W (Chi.)-'17
51	Posluszny, Paul	LB	6-2	232	10/10/84	33	11	Penn State	Aliquippa, Pa.	UFA (Buf.)-'11
20	Ramsey, Jalen	CB	6-1	208	10/24/94	23	2	Florida State	Smyrna, Tenn.	D1-'16
64	Reed, Chris	OL	6-5	310	7/22/92	25	2	Minnesota State	Omaha, Neb.	FA-'17
74	Robinson, Cam	OL	6-6	320	10/9/95	22	R	Alabama	Monroe, La.	D2-'17
69	Shatley, Tyler	OL	6-3	310	5/5/91	26	3	Clemson	Icard, N.C.	FA-'14
50	Smith, Telvin	LB	6-3	215	4/11/91	26	4	Florida State	Valdosta, Ga.	D5a-'14
94	Smoot, Dawuane	DE	6-3	264	3/2/95	22	R	Illinois	Groveport, Ohio	D3-'17
25	Thompson, Peyton	S	5-10	184	9/26/90	27	3	San Jose State	Sacramento, Calif.	FA-'14
73	Walker, Josh	OL	6-5	330	6/2/91	26	3	Middle Tennessee State	Spring City, Ten.	FA-'17
72	Wells, Josh	OL	6-6	306	2/14/91	26	3	James Madison	Mechanicsville, Va.	FA-'14
12	Westbrook, Dede	WR	6-0	178	11/21/93	24	R	Oklahoma	Cameron, Tex.	D4-'17
26	Wilson, Jarrod	S	6-2	210	2/9/94	23	2	Michigan	Akron, Ohio	FA-'16
24	Yeldon, T.J.	RB	6-1	223	10/2/93	24	3	Alabama	Daphne, Ala.	D2-'15

Head Coach: Doug Marrone

Assistants: Joe DeCamillis (Special Teams Coordinator), Nathaniel Hackett (Offensive Coordinator), Tom Myslinski (Strength and Conditioning Coordinator), Todd Wash (Defensive Coordinator), Mark Collins (Linebackers Coach), Joe Danna (Assistant Secondary Coach), John Donovan (Offensive Quality Control Coach), Perry Fewell (Secondary Coach), Pat Flaherty (Offensive Line Coach), Marion Hobby (Defensive Line Coach), Jess Langvardt (Strength and Conditioning Associate), Mike Mallory (Assistant Special Teams Coordinator), Keenan McCardell (Wide Receivers Coach), Ron Middleton (Tight Ends/Assistant Special Teams Coach), Scott Milanovich (Quarterbacks Coach), Eric Price (Offense-Research), Jason Rebrovich (Assistant Defensive Line Coach), Mike Rutenberg (Defensive Assistant), Cedric Scott (Assistant Strength and Conditioning Coach), Tony Sparano Jr. (Assistant Offensive Line Coach), Tyrone Wheatley (Running Backs Coach).

JAGUARS 2017 NUMERICAL ROSTER

1/16/2018

NO	NAME	POS	HT	WT	AGE	EXP	COLLEGE	HOMETOWN	HOW ACQ
3	Brad Nortman	P	6-2	214	28	6	Wisconsin	Brookfield, Wis.	UFA (Car.)-'16
4	Josh Lambo	K	6-0	215	26	3	Texas A&M	Lansing, Mich.	FA-'17
5	Blake Bortles	QB	6-5	236	25	4	Central Florida	Oviedo, Fla.	D1-'14
7	Chad Henne	QB	6-3	222	32	10	Michigan	Wyomissing, Pa.	UFA (Mia.)-'12
11	Marqise Lee	WR	6-0	196	26	4	Southern California	Inglewood, Calif.	D2-'14
12	Dede Westbrook	WR	6-0	178	24	R	Oklahoma	Cameron, Tex.	D4-'17
19	Montay Crockett	WR	6-0	180	24	R	Georiga Southern	Rock Hill, S.C.	PS -'17
20	Jalen Ramsey	CB	6-1	208	23	2	Florida State	Smyrna, Tenn.	D1-'16
21	A.J. Bouye	CB	6-0	191	26	5	Central Florida	Tucker, Ga.	UFA (Hou.)-'17
22	Aaron Colvin	CB	6-0	193	26	4	Oklahoma	Tulsa, Okla.	D4-'14
23	Tyler Patmon	CB	5-10	188	26	3	Oklahoma State	Round Rock, Texas	FA-'17
24	T.J. Yeldon	RB	6-1	223	24	3	Alabama	Daphne, Ala.	D2-'15
25	Peyton Thompson	S	5-10	184	27	3	San Jose State	Sacramento, Calif.	FA-'14
26	Jarrold Wilson	S	6-2	210	23	2	Michigan	Akron, Ohio	FA-'16
27	Leonard Fournette	RB	6-0	228	22	R	Louisiana State	New Orleans, La.	D1-'17
30	Corey Grant	RB	5-11	203	26	3	Auburn	Opelika, Ala.	FA-'15
31	Jalen Myrick	CB	5-11	200	22	R	Minnesota	Bloomington, Ga.	D7a-'17
33	Chris Ivory	RB	6-0	223	29	8	Tiffin	Longview, Texas	UFA (NYJ.)-'16
39	Tashaun Gipson	S	5-11	212	27	6	Wyoming	Dallas, Texas	UFA (Cle.)-'16
40	Tommy Bohanon	FB	6-1	246	27	4	Wake Forest	Fort Myers, Fla.	FA-'17
42	Barry Church	S	6-2	218	29	8	Toledo	Pittsburgh, Pa.	UFA (Dal.)-'17
44	Myles Jack	LB	6-1	244	22	2	UCLA	Scottsdale, Ariz.	D2-'16
49	Colin Holba	LS	6-4	248	23	R	Louisville	Louisville, Ky.	FA-'17
50	Telvin Smith	LB	6-3	215	26	4	Florida State	Valdosta, Ga.	D5a-'14
51	Paul Posluszny	LB	6-2	232	33	11	Penn State	Aliquippa, Pa.	UFA (Buf.)-'11
52	Donald Payne	LB	5-11	217	23	R	Stetson University	Fayetteville, Ga.	W (Bal.)-'17
53	Blair Brown	LB	6-0	238	23	R	Ohio	Moreno Valley, Calif.	D5-'17
54	Eli Ankou	DT	6-3	325	23	R	UCLA	Ottawa, Ontario, Can	W (Hou.)-'17
55	Lerentee McCray	LB	6-3	249	27	5	Florida	Ocala, Fl.	UFA (Buf.)-'17
56	Dante Fowler Jr.	DE	6-3	255	23	3	Florida	St. Petersburg, Fla.	D1-'15
59	Carroll Phillips	DE	6-3	242	25	R	Illinois	Miami, Fla.	P.S. -'17
58	Deon King	LB	6-2	220	24	2	Norfolk State	Reston, Va.	FA-'17
60	A.J. Cann	OL	6-3	325	26	3	South Carolina	Bamberg, S.C.	D3-'15
64	Chris Reed	OL	6-5	310	25	2	Minnesota State	Omaha, Neb.	FA-'17
65	Brandon Linder	OL	6-6	315	25	4	Miami (Fla.)	Southwest Ranches, Fla.	D3-'14
69	Tyler Shatley	OL	6-3	310	26	3	Clemson	Icard, N.C.	FA-'14
72	Josh Wells	OL	6-6	306	26	3	James Madison	Mechanicsville, Va.	FA-'14
73	Josh Walker	OL	6-5	330	26	3	Middle Tennessee State	Spring City, Ten.	FA-'17
74	Cam Robinson	OL	6-6	320	22	R	Alabama	Monroe, La.	D2-'17
75	William Poehls	OL	6-8	344	26	1	Montana	Chandler, Ariz.	W (Chi.)-'17
77	Patrick Omahew	OL	6-4	327	28	5	Michigan	Columbus, Ohio	FA-'16
78	Jermey Parnell	OL	6-6	326	31	7	Mississippi	Blytheville, Ark.	UFA (Dal.)-'15
80	James O'Shaughnessy	TE	6-4	245	26	3	Illinois State	Naperville, Ill.	W (N.E.)-'17
83	Ben Koyack	TE	6-5	258	24	2	Notre Dame	Oil City, Pa.	D7-'15
84	Keelan Cole	WR	6-1	194	24	R	Kentucky Wesleyan	Louisville, Ky.	FA-'17
85	Jaydon Mickens	WR	5-11	170	23	1	Washington	Los Angeles, Calif.	PS-'17
88	Allen Hurns	WR	6-3	201	26	4	Miami (Fla.)	Miami, Fla.	FA-'14
89	Mercedes Lewis	TE	6-6	267	33	12	UCLA	Long Beach, Calif.	D1-'06
91	Yannick Ngakou	DE	6-2	246	22	2	Maryland	Bowie, Md.	D3-'16
93	Calais Campbell	DL	6-8	300	31	10	Miami (Fla.)	Aurora, Co.	UFA (Ari.)-'17
94	Dawuane Smoot	DE	6-3	264	22	R	Illinois	Groveport, Ohio	D3-'17
95	Abry Jones	DT	6-4	318	26	5	Georgia	Warner Robins, Ga.	FA-'13
97	Malik Jackson	DL	6-5	290	28	6	Tennessee	Van Nuys, Calif.	UFA (Den.)-'16
99	Marcell Dareus	DT	6-3	331	27	7	Alabama	Birmingham, Ala.	T (Buf.)-'17
Practice Squad									
16	Tevaun Smith	WR	6-2	197	24	1	Iowa	Toronto, Ontario	P.S. -'17
29	Sammy Seamster	CB	6-1	201	26	2	Middle Tennessee State	Ooltewah, Ten.	P.S. -'17
34	Charlie Miller	S	6-1	190	23	R	Dartmouth	Shoreview, Minn.	P.S. -'17
38	Brandon Wilds	RB	6-0	220	24	1	South Carolina	Chapin, S.C.	P.S.-'17
57	Brooks Ellis	LB	6-2	245	23	R	Arkansas	Fayetteville, Ark.	P.S.-'17
70	Brandon Thomas	OL	6-3	317	26	2	Clemson	Spartanburg, S.C.	P.S.-'17
79	Hunter Dimick	DE	6-3	268	24	R	Utah	Syracuse, Utah	P.S. -'17
86	David Grinnage	TE	6-5	265	23	1	North Carolina State	Newark, De.	P.S. -'17
90	Darius Kilgo	DT	6-3	319	26	3	Maryland	Washington, D.C.	P.S. -'17

JAGUARS BY EXPERIENCE

NO	NAME	POS	HT	WT	DOB	AGE	EXP	COLLEGE	HOMETOWN
12th Year (1)									
89	Lewis, Marcedes	TE	6-6	280	5/19/84	33	12	UCLA	Long Beach, Calif.
11th Year (1)									
51	Posluszny, Paul	LB	6-2	232	10/10/84	33	11	Penn State	Aliquippa, Pa.
10th Year (2)									
93	Campbell, Calais	DL	6-8	300	9/1/86	31	10	Miami (Fla.)	Aurora, Co.
7	Henne, Chad	QB	6-3	222	7/2/85	32	10	Michigan	Wyomissing, Pa.
8th Year (2)									
42	Church, Barry	S	6-2	218	2/11/88	29	8	Toledo	Pittsburgh, Pa.
33	Ivory, Chris	RB	6-0	223	3/22/88	29	8	Tiffin	Longview, Texas
7th Year (2)									
99	Dareus, Marcell	DT	6-3	331	3/13/90	27	7	Alabama	Birmingham, Ala.
78	Parnell, Jermey	OT	6-6	326	7/20/86	31	7	Mississippi	Blytheville, Ark.
6th Year (3)									
39	Gipson, Tashaun	S	5-11	212	8/7/90	27	6	Wyoming	Dallas, Texas
97	Jackson, Malik	DL	6-5	290	1/11/90	28	6	Tennessee	Van Nuys, Calif.
3	Nortman, Brad	P	6-2	214	9/12/89	28	6	Wisconsin	Brookfield, Wis.
5th Year (4)									
21	Bouye, A.J.	CB	6-0	191	8/16/91	26	5	Central Florida	Tucker, Ga.
95	Jones, Abry	DT	6-4	318	9/8/91	26	5	Georgia	Warner Robins, Ga.
55	McCray, Lerentee	LB	6-3	249	8/26/90	27	5	Florida	Ocala, Fla.
77	Omameh, Patrick	OL	6-4	327	12/29/89	28	5	Michigan	Columbus, Ohio
4th Year (7)									
40	Bohanon, Tommy	FB	6-1	246	9/10/90	27	4	Wake Forest	Fort Myers, Fla.
5	Bortles, Blake	QB	6-5	236	4/28/92	25	4	Central Florida	Oviedo, Fla.
22	Colvin, Aaron	CB	6-0	193	10/2/91	26	4	Oklahoma	Tulsa, Okla.
88	Hurns, Allen	WR	6-3	201	11/12/91	26	4	Miami (Fla.)	Miami, Fla.
11	Lee, Marqise	WR	6-0	196	11/25/91	26	4	Southern California	Inglewood, Calif.
65	Linder, Brandon	OL	6-6	315	1/25/92	25	4	Miami (Fla.)	Southwest Ranches, Fla.
50	Smith, Telvin	LB	6-3	215	4/11/91	26	4	Florida State	Valdosta, Ga.
3rd Year (11)									
60	Cann, A.J.	OL	6-2	325	10/23/91	26	3	South Carolina	Bamberg, S.C.
56	Fowler Jr., Dante	DE	6-3	255	8/3/94	23	3	Florida	St. Petersburg, Fla.
30	Grant, Corey	RB	5-11	203	12/19/91	26	3	Auburn	Opelika, Ala.
4	Lambo, Josh	K	6-0	215	11/19/90	27	3	Texas A&M	Lansing, Mich.
80	O'Shaughnessy, James	TE	6-4	245	1/14/92	26	3	Illinois State	Naperville, Ill.
23	Patmon, Tyler	CB	5-10	188	1/26/91	26	3	Oklahoma State	Round Rock, Texas
69	Shatley, Tyler	OL	6-3	310	5/5/91	26	3	Clemson	Icard, N.C.
25	Thompson, Peyton	S	6-0	196	9/26/90	27	3	San Jose State	Sacramento, Calif.
73	Walker, Josh	OL	6-5	330	6/2/91	26	3	Middle Tennessee State	Spring City, Ten.
72	Wells, Josh	OL	6-6	306	2/14/91	26	3	James Madison	Mechanicsville, Va.
24	Yeldon, T.J.	RB	6-1	223	10/2/93	24	3	Alabama	Daphne, Ala.
2nd Year (7)									
44	Jack, Myles	LB	6-1	244	9/3/95	22	2	UCLA	Scottsdale, Ariz.
58	King, Deon	LB	6-2	220	7/2/93	24	2	Norfolk State	Reston, Va.
83	Koyack, Ben	TE	6-5	258	4/9/93	24	2	Notre Dame	Oil City, Pa.
91	Ngakoue, Yannick	DE	6-2	246	3/31/95	22	2	Maryland	Bowie, Md.
20	Ramsey, Jalen	CB	6-1	208	10/24/94	23	2	Florida State	Smyrna, Tenn.
64	Reed, Chris	OL	6-5	310	7/22/92	25	2	Minnesota State	Omaha, Neb.
26	Wilson, Jarrod	S	6-2	210	2/9/94	23	2	Michigan	Arkon, Ohio
1st Year (2)									
75	Poehls, William	OL	6-8	344	11/27/92	25	1	Montana	Chandler, Ariz.
85	Mickens, Jaydon	WR	5-11	170	4/21/94	23	1	Washington	Los Angeles, Calif.
Rookies (11)									
54	Ankou, Eli	DT	6-3	325	6/8/94	23	R	UCLA	Ottawa, Ontario, Can.
53	Brown, Blair	LB	6-0	238	5/27/94	23	R	Ohio	Moreno Valley, Calif.
84	Cole, Keelan	WR	6-1	194	4/20/93	24	R	Kentucky Wesleyan	Louisville, Ky.
27	Fournette, Leonard	RB	6-0	228	1/18/95	22	R	Louisiana State	New Orleans, La.
49	Holba, Colin	LS	6-4	248	7/8/94	22	R	Louisville	Louisville, Ky.
31	Myrick, Jalen	CB	5-11	200	2/27/95	22	R	Minnesota	Bloomington, Ga.
52	Payne, Donald	LB	5-11	217	7/12/94	23	R	Stetson University	Fayetteville, Ga.
59	Phillips, Carroll	DE	6-3	242	9/2/92	25	R	Illinois	Miami, Fla.
74	Robinson, Cam	OL	6-6	320	10/9/95	22	R	Alabama	Monroe, La.
94	Smoot, Dawuane	DE	6-3	264	3/21/95	22	R	Illinois	Groveport, Ohio
12	Westbrook, Dede	WR	6-0	178	11/21/93	24	R	Oklahoma	Cameron, Tex.

JAGUARS BY POSITION

53

OFFENSE 25							
	NO	NAME	POS	HT	WT	EXP	COLLEGE
2 QUARTERBACKS							
	5	Bortles, Blake	QB	6-5	236	4	Central Florida
	7	Henne, Chad	QB	6-3	222	10	Michigan
5 RUNNING BACKS							
	24	Yeldon, T.J.	RB	6-1	223	3	Alabama
	27	Fournette, Leonard	RB	6-0	228	R	Louisiana State
	30	Grant, Corey	RB	5-11	203	3	Auburn
	33	Ivory, Chris	RB	6-0	223	8	Tiffin
	40	Bohanon, Tommy	FB	6-1	246	4	Wake Forest
5 WIDE RECEIVERS							
	11	Lee, Marqise	WR	6-0	196	4	Southern California
	12	Westbrook, Dede	WR	6-0	178	R	Oklahoma
	84	Cole, Keelan	WR	6-1	194	R	Kentucky Wesleyan
	85	Mickens, Jaydon	WR	5-11	170	1	Washington
	88	Hurns, Allen	WR	6-3	201	4	Miami (Fla.)
3 TIGHT ENDS							
	80	O'Shaughnessy, James	TE	6-4	245	3	Illinois State
	83	Koyack, Ben	TE	6-5	258	2	Notre Dame
	89	Lewis, Mercedes	TE	6-6	280	12	UCLA
10 OFFENSIVE LINEMEN							
	60	Cann, A.J.	OL	6-3	325	3	South Carolina
	64	Reed, Chris	OL	6-5	310	2	Minnesota State
	65	Linder, Brandon	OL	6-6	315	4	Miami (Fla.)
	69	Shatley, Tyler	OL	6-3	310	3	Clemson
	72	Wells, Josh	OL	6-6	306	3	James Madison
	73	Walker, Josh	OL	6-5	330	3	Middle Tennessee State
	74	Robinson, Cam	OL	6-6	320	R	Alabama
	75	Poehls, William	OL	6-8	344	1	Montana
	77	Omameh, Patrick	OL	6-4	327	5	Michigan
	78	Parnell, Jermeay	OL	6-6	326	7	Mississippi

SPECIAL TEAMS 3							
3 KICKERS/SPECIALISTS							
	4	Lambo, Josh	K	6-0	215	3	Texas A&M
	3	Nortman, Brad	P	6-2	214	6	Wisconsin
	49	Holba, Colin	LS	6-4	248	R	Louisville

DEFENSE 25							
9 DEFENSIVE LINEMEN							
	54	Ankou, Eli	DT	6-3	325	R	UCLA
	56	Fowler, Jr., Dante	DE	6-3	255	3	Florida
	59	Phillips, Carroll	DE	6-3	242	R	Illinois
	91	Ngakoué, Yannick	DE	6-2	246	2	Maryland
	93	Campbell, Calais	DL	6-8	300	10	Miami (Fla.)
	94	Smoot, Dawuane	DE	6-3	264	R	Illinois
	95	Jones, Abry	DT	6-4	318	5	Georgia
	97	Jackson, Malik	DL	6-5	290	6	Tennessee
	99	Dareus, Marcell	DT	6-3	331	7	Alabama
7 LINEBACKERS							
	44	Jack, Myles	LB	6-1	244	2	UCLA
	50	Smith, Telvin	LB	6-3	215	4	Florida State
	51	Posluszny, Paul	LB	6-2	232	11	Penn State
	52	Payne, Donald	LB	5-11	217	R	Stetson University
	53	Brown, Blair	LB	6-0	238	R	Ohio
	55	McCray, Lerentee	LB	6-3	249	5	Florida
	58	King, Deon	LB	6-2	220	2	Norfolk State
9 DEFENSIVE BACKS							
	20	Ramsey, Jalen	CB	6-1	208	2	Florida State
	21	Bouye, A.J.	CB	6-0	191	5	Central Florida
	22	Colvin, Aaron	CB	6-0	193	4	Oklahoma
	23	Patmon, Tyler	CB	5-10	188	3	Oklahoma State
	25	Thompson, Peyton	S	5-10	184	3	San Jose State
	26	Wilson, Jarrod	S	6-2	210	2	Michigan
	31	Myrick, Jalen	CB	5-11	200	R	Minnesota
	39	Gipson, Tashaun	S	5-11	212	6	Wyoming
	42	Church, Barry	S	6-2	218	8	Toledo

JAGUARS HOW BUILT

	ROOKIE, VETERAN AND FIRST-YEAR FREE AGENTS (18)	UNRESTRICTED FREE AGENTS (11)	TRADES (1)	WAIVERS (4)	COLLEGE DRAFT (19)
2006					TE Mercedes Lewis
2011		LB Paul Posluszny			
2012		QB Chad Henne			
2013	DT Abry Jones				
2014	WR Allen Hurns OL Tyler Shatley S Peyton Thompson				QB Blake Bortles WR Marqise Lee CB Aaron Colvin OL Brandon Linder LB Telvin Smith
2015	RB Corey Grant	OL Jermeay Parnell			DE Dante Fowler Jr. RB T.J. Yeldon OL A.J. Cann TE Ben Koyack
2016	S Jarrod Wilson OL Josh Wells OL Patrick Omoreh	RB Chris Ivory DL Malik Jackson P Brad Nortman FS Tashaun Gipson			CB Jalen Ramsey LB Myles Jack DE Yannick Ngakoue
2017	WR Keelan Cole FB Tommy Bohanon CB Tyler Patmon OL Josh Walker OL Chris Reed K Josh Lambo WR Jaydon Mickens LS Colin Holba LB Deon King DE Carroll Phillips	CB A.J. Bouye DL Calais Campbell S Barry Church LB Lerentee McCray	DT Marcell Dareus	DT Eli Ankou TE James O'Shaughnessy LB Donald Payne OL William Poehls	RB Leonard Fournette OL Cam Robinson DE Dawuane Smoot LB Blair Brown CB Jalen Myrick WR Dede Westbrook

JAGUARS 2017 ROSTER MOVES (PAGE 1)

DATE	PLAYER	TRANSACTION	DATE	PLAYER	TRANSACTION
January 2	BIBBS, E.J., TE	Signed to Reserve/Future contract	September 1	DAVIS, P.J., LB	Waived
January 2	GRANT, Doran, DB	Signed to Reserve/Future contract	September 1	DENT, Akeem, LB	Waived
January 2	KASITATI, Nila, OL	Signed to Reserve/Future contract	September 1	GRIMES, Jonathan, RB	Waived
January 2	KIRBY, Raphael, LB	Signed to Reserve/Future contract	September 1	HARRIS, Dajuan, RB	Waived
January 2	SINCLAIR, Gannon, TE	Signed to Reserve/Future contract	September 1	JAMES II, Charles, CB	Waived
January 2	UZDAVINIS, Arturo, OT	Signed to Reserve/Future contract	September 1	LUPEAMANU, Tueni, DT	Waived
January 4	NIX, Louis, DL	Signed to Reserve/Future contract	September 1	PINKARD, Larry, WR	Waived
January 9	ROBINSON, Jamal, WR	Signed to Reserve/Future contract	September 1	RHANEY, Demetrius, OL	Waived
January 10	SHUMATE, Elijah, S	Signed to Reserve/Future contract	September 1	ROBINSON, Jamal, WR	Waived
January 11	KELLY, Colin, OL	Signed to Reserve/Future contract	September 1	THOMAS, Dwayne, CB	Waived
February 21	ODRICK, Jared, DL	Released	September 1	RIVERA, Mychal, TE	Placed on Injured/Reserve
February 27	VAN ROTEN, Greg	Signed to Reserve/Future contract	September 1	JOHNSON, Jeron, S	Placed on Injured/Reserve
March 6	HOUSE, Davon, CB	Released	September 1	WILLIAMS, Marquez, FB	Waived/Injured
March 9	THOMPSON, Peyton, S	Received exclude rights tender	September 2	BOWANKO, Luke, OL	Traded to BAL
March 9	ALBERT, Brandon, OL	Traded from MIA	September 2	GACHKAR, Andrew, LB	Released
March 9	MARKS, Sen'Derrick, DL	Released	September 2	GOODMAN, Malliciah, DE	Released
March 9	THOMAS, Julius, TE	Traded to MIA	September 2	MENYARD, Josh, LB	Released
March 10	BOUYE, A.J., CB	Signed contract (UFA - Hou.)	September 2	COOK, Tim, RB	Waived
March 10	CAMPBELL, Calais, DL	Signed contract (UFA - Ari.)	September 2	DIMICK, Hunter, DL	Waived
March 10	CHURCH, Barry, S	Signed contract (UFA - Dal.)	September 2	DIXON, Brian, CB	Waived
March 10	MCCRAY, Lerenete, DE	Signed contract (UFA - Buf.)	September 2	ELLIS, Alex, TE	Waived
March 11	CHARLES, Stefan, DT	Signed contract (UFA - Det.)	September 2	ETTA-TAWO, Amba, WR	Waived
March 11	COLE, Audie, LB	Signed contract (UFA - Min.)	September 2	GENNESSY, Avery, OL	Waived
March 11	WATFORD, Earl, OL	Signed contract (UFA - Ari.)	September 2	GRINNAGE, David, TE	Waived
March 12	MILLER, Roy, DT	Released	September 2	HOWARD, Tracy, DB	Waived
March 16	MENYARD, Josh, LB	Signed contract (UFA - Ind.)	September 2	JEAN-BAPISTE, Stanley, CB	Waived
March 23	RIVERA, Mychal, TE	Signed contract (UFA - Oak.)	September 2	KASITATI, Nila, OL	Waived
March 24	GOODMAN, Malliciah, DE	Signed contract (FA)	September 2	MAURICE, Kevin, DT	Waived
April 11	SKUTA, Dan, LB	Released	September 2	PHILLIPS, Carroll, DE	Waived
April 11	SMITH, Chris, DE	Traded to CIN	September 2	REED, Chris, OL	Waived
April 17	BOHANON, Tommy, FB	Signed contract (FA)	September 2	WOODARD, Jonathan, DE	Waived
April 17	PINKARD, Larry, WR	Signed contract (FA)	September 2	GRANT, Doran, CB	Waived/Injured
April 21	HOWARD, Tracy, CB	Claimed off waivers from Cleveland	September 2	HARPER, Jarrod, S	Waived/Injured
April 27	FOURNETTE, Leonard, RB	Drafted (1)	September 2	WYNN, Shane, WR	Waived/Injured
April 28	ROBINSON, Cam, OL	Drafted (2)	September 2	GREENE SR., Rashad, WR	Placed on Injured/Reserve
April 28	SMOOT, Dawuane, DE	Drafted (3)	September 3	CHARLES, Stefan, DT	Released
April 29	WESTBROOK, Dede, WR	Drafted (4)	September 3	ALLEN, Brandon, QB	Waived
April 29	BROWN, Blair, LB	Drafted (5)	September 3	POUTASI, Jeremiah, OL	Waived
April 29	MYRICK, Jalen, CB	Drafted (7a)	September 3	PULLARD III, Hayes, LB	Waived
April 29	WILLIAMS, Marquez, FB	Drafted (7b)	September 3	STERLING, Neal, TE	Waived
May 1	BIBBS, E.J., TE	Released	September 3	ANKOU, Eli, DT	Claimed off waivers from Houston
May 1	HILL, Bronson, RB	Released	September 3	O'SHAUGHNESSY, James, TE	Claimed off waivers from New England
May 1	KELLY, Colin, OL	Released	September 3	PAYNE, Donald, LB	Claimed off waivers from Baltimore
May 1	PORTER, Sean, LB	Released	September 3	PITTS, Lafayette, CB	Claimed off waivers from Miami
May 1	RICHARDSON, Daryl, RB	Released	September 3	POEHLS, William, OL	Claimed off waivers from Chicago
May 1	SINCLAIR, Gannon, TE	Released	September 3	COOK, Tim, RB	Signed to practice squad
May 1	SHUMATE, Elijah, S	Released	September 3	DIMICK, Hunter, DL	Signed to practice squad
May 1	UZDAVINIS, Arturo, OL	Released	September 3	ETTA-TAWO, Amba, WR	Signed to practice squad
May 1	VAN ROTEN, Greg, OL	Released	September 3	GENNESSY, Avery, OL	Signed to practice squad
May 1	WASHINGTON, Tony, WR	Released	September 3	GRINNAGE, David, TE	Signed to practice squad
May 1	KIRBY, Raphael, LB	Released	September 3	HOWARD, Tracy, DB	Signed to practice squad
May 1	BLUIETT, Caleb, TE	Signed contract (FA)	September 3	REED, Chris, OL	Signed to practice squad
May 1	COLE, Keelan, WR	Signed contract (FA)	September 4	PHILLIPS, Carroll, DE	Signed to practice squad
May 1	COLLINS, Parker, OL	Signed contract (FA)	September 4	JEAN-BAPISTE, Stanley, CB	Signed to practice squad
May 1	COOK, Tim, RB	Signed contract (FA)	September 5	PRINGLE, Rayseason, CB	Signed to practice squad
May 1	CUTRER, Jeremy, CB	Signed contract (FA)	September 8	WESTBROOK, Dede, WR	Placed on Injured/Reserve
May 1	DAVIS, P.J., LB	Signed contract (FA)	September 8	WATFORD, Earl, OL	Released
May 1	DIMICK, Hunter, DE	Signed contract (FA)	September 8	WALKER, Josh, OL	Signed contract (FA)
May 1	ETTA-TAWO, Amba, WR	Signed contract (FA)	September 8	PRYOR, CALVIN, S	Claimed off waivers from Cleveland
May 1	GENNESSY, Avery, OL	Signed contract (FA)	September 8	HOWARD, Tracy, DB	Released from practice squad
May 1	HORTON, Justin, LB	Signed contract (FA)	September 8	KILGO, Darius, DL	Signed to practice squad
May 1	LUPEAMANU, Tueni, DT	Signed contract (FA)	September 8	JOHNSON, Jeron, S	Released from injured/reserve
May 1	MATHERS, ITavius, RB	Signed contract (FA)	September 12	ROBINSON, Allen, WR	Placed on Injured/Reserve
May 1	MILLER, CHARLIE, S	Signed contract (FA)	September 12	MCCAFFREY, MAX, WR	Signed off of New Orleans practice squad
May 1	PHILLIPS, Carroll, DE	Signed contract (FA)	September 14	POUTASI, Jeremiah, OL	Signed to practice squad
May 1	ROBINSON, Ezra, CB	Signed contract (FA)	September 14	GENNESSY, Avery, OL	Placed on practice squad injured list
May 1	WALKER, Kenneth, WR	Signed contract (FA)	September 18	PRYOR, Calvin, S	Placed on Injured/Reserve
May 9	RUSH, Marcus, LB	Released	September 18	NASSIB, Ryan, QB	Signed contract (FA)
May 15	DAVIS, Akeem, CB	Released	September 18	ETTA-TAWO, Amba, WR	Released from practice squad
May 15	NIX, Louis, DL	Released	September 18	MICKENS, Jaydon, WR	Signed to practice squad
May 15	HARPER, Jarrod	Signed contract (FA)	September 18	GRANT, Doran, CB	Released from injured/reserve
May 15	MAURICE, Kevin, DT	Signed contract (FA)	September 19	BENNETT, Michael, DL	Placed on Injured/Reserve
May 22	WALTERS, Bryan, WR	Placed on injured reserve	September 19	STRONG, Jaelen, WR	Claimed off waivers from Houston
May 22	DIXON, Brian, CB	Signed contract (FA)	September 26	COOK, Tim, RB	Placed on practice squad injured list
May 22	PATMON, Tyler, CB	Signed contract (FA)	September 26	PRESSLEY, Jhurrell, RB	Signed to practice squad
June 16	CUTRER, Jeremy, CB	Released	October 7	NASSIB, Ryan, QB	Released
June 16	NIXON, Taurean, CB	Claimed off waivers from Denver	October 7	REED, Chris, OL	Promoted to the 53-man roster
June 21	COLLINS, Parker, OL	Released	October 17	MYERS, Jason, K	Released
June 21	RHANEY, Demetrius, OL	Claimed off waivers from Los Angeles Rams	October 17	LAMBO, Josh, K	Signed contract (FA)
July 17	MILLER, Charlie, S	Released	October 21	MCCAFFREY, MAX, WR	Waived
July 20	WILLIAMS, Marquez, FB	Placed on Active/PUP list	October 21	MICKENS, Jaydon, WR	Promoted to the 53-man roster
July 22	COLVIN, Aaron, CB	Placed on Active/PUP list	October 24	PITTS, Lafayette, CB	Waived
July 22	RAMSEY, Jalen, CB	Placed on Active/PUP list	October 24	FREENY, Jonathan, LB	Signed contract (FA)
July 25	JEAN-BAPTISTE, Stanley, CB	Signed contract (FA)	October 24	PRICE, Norman, OL	Released from practice squad
July 31	NIXON, Taurean, CB	Waived/Injured	October 24	THOMAS, Brandon, OL	Signed to practice squad
July 31	GAINES, Charles, CB	Signed contract (FA)	October 28	DAREUS, Marcell, DT	Acquired via trade (BUF)
July 31	ALBERT, Brandon, OL	Placed on exempt/left team	October 28	FREENY, Jonathan, LB	Released
August 2	GAFFNEY, Tyler, RB	Signed contract (FA)	October 30	CROCKETT, Montay, WR	Signed to practice squad
August 3	TINKER, Carson, LS	Placed on injured reserve	November 14	OVERTON, Matt, LS	Placed on Injured/Reserve
August 3	MATHERS, ITavius, RB	Waived/Injured	November 14	HOLBA, Colin, LS	Signed contract (FA)
August 3	BUNCHE, Malcolm, OL	Signed contract (FA)	November 18	WESTBROOK, Dede, WR	Activated to 53-man roster
August 3	OVERTON, Matt, LS	Signed contract (FA)	November 18	PRYOR, CALVIN, S	Activated to 53-man roster
August 6	SAMPLE, James, S	Released	November 18	PINKARD, Larry, WR	Promoted to the 53-man roster
August 6	JOHNSON, Jeron, S	Signed contract (FA)	November 18	BENN, Arrelkious, WR	Placed on Injured/Reserve
August 8	ALBERT, Brandon, OL	Placed on reserved/retired	November 18	DAY, Sheldon, DL	Waived
August 11	ALBERT, Brandon, OL	Released	November 18	STRONG, Jaelen, WR	Waived
August 11	GRIMES, Jonathan, RB	Signed contract (FA)	November 19	STRONG, Jaelen, WR	Signed to practice squad
August 13	HORTON, Justin, LB	Waived/Injured	November 19	ELLIS, Brooks, LB	Signed to practice squad
August 13	GACHKAR, Andrew, LB	Signed contract (FA)	November 19	HARDISON, Marcus, DL	Waived from practice squad
August 14	JOHNSON, Josh, CB	Waived/Injured	December 2	PHILLIPS, Carroll, DE	Activated to 53-man roster
August 14	GRINNAGE, David, TE	Signed contract (FA)	December 2	PRYOR, CALVIN, S	Waived
August 14	ROBINSON, Ezra, CB	Waived/Injured	December 5	SEAMSTER, Sammy, CB	Signed to practice squad
August 14	THOMAS, Dwayne, CB	Signed contract (FA)	December 23	PINKARD, Larry, WR	Waived/Injured
August 14	WALKER, Kenneth, WR	Waived	December 23	STRONG, Jaelen, WR	Activated to 53-man roster
August 14	JAMES II, Charles, CB	Signed contract (FA)	December 23	KING, Deon, LB	Signed to practice squad
August 20	GAINES, Charles, CB	Waived/Injured	December 26	STRONG, Jaelen, WR	Placed on Injured/Reserve
August 20	HARRIS, DuJuan, RB	Signed contract (FA)	December 26	CROCKETT, Montay, WR	Activated to 53-man roster
August 26	COLE, Audie, LB	Waived	December 26	SMITH, Tevaun, WR	Signed to practice squad
August 28	DENT, Akeem, LB	Signed contract (FA)	January 13	CROCKETT, Montay, WR	Waived
September 1	BLUIETT, Caleb, TE	Waived	January 13	KING, Deon, LB	Activated to 53-man roster
September 1	BUNCHE, Malcolm, OL	Waived			

Reserve/Injured

#	NAME	POS	HT	WT	DOB	AGE	EXP	COLLEGE
10	Strong, Jaelen	WR	6-2	210	1/25/94	23	3	Arizona State
13	Greene Sr., Rashad	WR	5-11	186	9/23/92	25	3	Florida State
14	Wynn, Shane	WR	5-6	168	11/15/92	25	2	Indiana
15	Robinson, Allen	WR	6-3	211	8/24/93	24	4	Penn State
17	Benn, Arrelious	WR	6-2	228	9/8/88	29	7	Illinois
34	Gaffney, Tyler	RB	6-1	220	4/20/91	26	3	Stanford
35	Harper, Jarrod	S	6-0	210	3/28/94	23	R	West Virginia
43	Mathers, I'Tavius	RB	5-11	203	11/19/93	24	R	Middle Tennessee State
45	Overton, Matt	LS	6-1	243	7/6/85	32	6	Western Washington
46	Tinker, Carson	LS	6-0	237	11/15/89	28	5	Alabama
81	Rivera, Mychal	TE	6-3	245	9/8/90	27	5	Tennessee
96	Bennett, Michael	DT	6-2	287	2/24/93	24	3	Ohio State

JAGUARS UNOFFICIAL DEPTH CHART

OFFENSE

WR: 11 Marqise Lee	<u>12 Dede Westbrook</u>		
LT: <u>74 Cam Robinson</u>	72 Josh Wells	77 Patrick Omameh	
LG: 77 Patrick Omameh	64 Chris Reed	73 Josh Walker	
C: 65 Brandon Linder	69 Tyler Shatley		
RG: 60 A.J. Cann	69 Tyler Shatley	64 Chris Reed	
RT: 78 Jermei Parnell	72 Josh Wells	75 William Poehls	
TE: 89 Mercedes Lewis	83 Ben Koyack	80 James O'Shaughnessy	
WR: 88 Allen Hurns	<u>84 Keelan Cole</u>	85 Jaydon Mickens	
QB: 5 Blake Bortles	7 Chad Henne		
RB: <u>27 Leonard Fournette</u>	33 Chris Ivory	24 T.J. Yeldon	30 Corey Grant
FB: 40 Tommy Bohanon			

DEFENSE

DE 91 Yannick Ngakoue	56 Dante Fowler Jr.	<u>59 Carroll Phillips</u>
NT: 95 Abry Jones	99 Marcell Dareus	<u>54 Eli Ankou</u>
DT: 97 Malik Jackson	99 Marcell Dareus	<u>54 Eli Ankou</u>
DE: 93 Calais Campbell	<u>94 Dawuane Smoot</u>	
WLB: 50 Telvin Smith	<u>53 Blair Brown</u>	58 Deon King
MLB: 51 Paul Posluszny	<u>52 Donald Payne</u>	
SLB 44 Myles Jack	55 Lerentee McCray	
LCB: 20 Jalen Ramsey	23 Tyler Patmon	
FS: 39 Tashaun Gipson	25 Peyton Thompson	
SS: 42 Barry Church	26 Jarrod Wilson	
RCB: 21 A.J. Bouye	22 Aaron Colvin	<u>31 Jalen Myrick</u>

SPECIAL TEAMS

K: 4 Josh Lambo		
P: 3 Brad Nortman		
LS: 49 Colin Holba		
PH: 3 Brad Nortman		
KR: 30 Corey Grant	<u>84 Keelan Cole</u>	
PR: 85 Jaydon Mickens	<u>12 Dede Westbrook</u>	<u>84 Keelan Cole</u>

_____ = ROOKIE



2017 STATISTICS

AFC CHAMPIONSHIP GAME AT NEW ENGLAND PATRIOTS

2017 STARTERS

OFFENSIVE STARTERS

	WR	FB/TE/WR	LT	LG	C	RG	RT	TE	WR	QB	RB
9/10 at HOU	A. Robinson	Bohanon (FB)	C. Robinson	Omameh	Linder	Cann	Parnell	Lewis	Lee	Bortles	Fournette
9/17 vs. TEN	Lee	Bohanon (FB)	C. Robinson	Omameh	Linder	Cann	Parnell	Lewis	Hurns	Bortles	Fournette
9/24 vs. BAL	Lee	Cole (WR)	C. Robinson	Omameh	Linder	Cann	Parnell	Lewis	Hurns	Bortles	Fournette
10/1 at NYJ	Lee	Bohanon (FB)	C. Robinson	Omameh	Linder	Cann	Parnell	Lewis	Hurns	Bortles	Fournette
10/8 at PIT	Lee	Bohanon (FB)	C. Robinson	Omameh	Shatley	Cann	Parnell	Lewis	Hurns	Bortles	Fournette
10/15 vs. LAR	Lee	Bohanon (FB)	C. Robinson	Omameh	Shatley	Cann	Parnell	Lewis	Hurns	Bortles	Fournette
10/22 at IND	Lee	Cole (WR)	C. Robinson	Omameh	Shatley	Cann	Parnell	Lewis	Hurns	Bortles	Ivory
11/5 vs. CIN	Lee	Koyack (TE)	C. Robinson	Omameh	Shatley	Linder	Parnell	Lewis	Hurns	Bortles	Ivory
11/12 vs. LAC	Lee	Koyack (TE)	C. Robinson	Omameh	Linder	Cann	Wells	Lewis	Hurns	Bortles	Fournette
11/19 at CLE	Lee	Koyack (TE)	C. Robinson	Reed	Linder	Cann	Wells	Lewis	Bohanon (FB)	Bortles	Fournette
11/26 at ARI	Lee	Bohanon (FB)	C. Robinson	Reed	Linder	Cann	Wells	Lewis	Cole	Bortles	Fournette
12/3 vs. IND	Lee	Westbrook (WR)	C. Robinson	Reed	Linder	Cann	Parnell	Lewis	Cole	Bortles	Fournette
12/10 vs. SEA	Lee	Bohanon (FB)	C. Robinson	Omameh	Linder	Cann	Parnell	Lewis	Westbrook	Bortles	Fournette
12/17 vs. HOU	Lee	Bohanon (FB)	C. Robinson	Omameh	Linder	Cann	Parnell	Lewis	Westbrook	Bortles	Ivory
12/23 at S.F.	Westbrook	Bohanon (FB)	C. Robinson	Omameh	Linder	Cann	Parnell	Lewis	Cole	Bortles	Fournette
12/31 at TEN	Westbrook	O'Shaugnessy (TE)	Wells	Omameh	Linder	Cann	Parnell	Lewis	Cole	Bortles	Fournette
1/7 vs. BUF	Lee	O'Shaugnessy (TE)	C. Robinson	Omameh	Linder	Cann	Parnell	Lewis	Westbrook	Bortles	Fournette
1/14 at PIT	Lee	Bohanon (FB)	C. Robinson	Omameh	Linder	Cann	Parnell	Lewis	Westbrook	Bortles	Fournette

DEFENSIVE STARTERS

	DE	NT	DT	DE	WLB	MLB	SLB	LCB	FS	SS	RCB
9/10 at HOU	Ngakoue	Jones	Jackson	Campbell	Smith	Posluszny	Jack	Ramsey	Gipson	Church	Bouye
9/17 vs. TEN	Ngakoue	Jones	Jackson	Campbell	Smith	Posluszny	Jack	Ramsey	Gipson	Church	Bouye
9/24 vs. BAL	Ngakoue	Jones	Jackson	Campbell	Smith	Posluszny	Jack	Ramsey	Gipson	Church	Bouye
10/1 at NYJ	Ngakoue	Jones	Jackson	Campbell	Smith	Posluszny	Jack	Ramsey	Gipson	Church	Bouye
10/8 at PIT	Ngakoue	Jones	Jackson	Campbell	Smith	Posluszny	Jack	Ramsey	Gipson	Church	Bouye
10/15 vs. LAR	Ngakoue	Jones	Jackson	Campbell	Smith	Posluszny	Jack	Ramsey	Gipson	Church	Bouye
10/22 at IND	Ngakoue	Jones	Jackson	Campbell	Smith	Colvin (CB)	Jack	Ramsey	Gipson	Church	Bouye
11/5 vs. CIN	Ngakoue	Jones	Jackson	Campbell	Smith	Posluszny	Jack	Ramsey	Gipson	Church	Bouye
11/12 vs. LAC	Ngakoue	Jones	Jackson	Campbell	Smith	Colvin (CB)	Jack	Ramsey	Gipson	Church	Bouye
11/19 at CLE	Ngakoue	Jones	Jackson	Campbell	Smith	Posluszny	Jack	Ramsey	Gipson	Church	Bouye
11/26 at ARI	Ngakoue	Jones	Jackson	Campbell	Smith	Colvin (CB)	Jack	Ramsey	Gipson	Church	Bouye
12/3 vs. IND	Ngakoue	Jones	Jackson	Campbell	Brown	Posluszny	Jack	Ramsey	Gipson	Church	Bouye
12/10 vs. SEA	Ngakoue	Jones	Jackson	Campbell	Brown	Posluszny	Jack	Ramsey	Gipson	Church	Bouye
12/17 vs. HOU	Ngakoue	Jones	Jackson	Campbell	Smith	Colvin (CB)	Jack	Ramsey	Gipson	Church	Bouye
12/23 at S.F.	Ngakoue	Jones	Jackson	Campbell	Smith	Colvin (CB)	Jack	Ramsey	Gipson	Church	Bouye
12/31 at TEN	Ngakoue	Dareus	Jackson	Campbell	Smith	Posluszny	Jack	Ramsey	Gipson	Church	Bouye
1/7 vs. BUF	Ngakoue	Dareus	Jackson	Campbell	Smith	Posluszny	Jack	Ramsey	Gipson	Church	Bouye
1/14 at PIT	Ngakoue	Jones	Jackson	Campbell	Smith	Posluszny	Jack	Ramsey	Gipson	Church	Bouye

2017 GAME-BY-GAME PARTICIPATION

	at	at	vs.	vs.	at	vs.	at	at	vs.	at	at	vs.	vs.	vs.	vs.	at	WC	DIV.	GAMES/
	HOU	TEN	BAL	NYJ	PIT	LAR	IND	CIN	LAC	CLE	ARI	IND	SEA	HOU	S.F.	TEN	vs. BUF	at PIT	STARTS
ANKOU	P	P	P	P	P	P	P	P	INA	INA	INA	INA	INA	INA	INA	P	INA	INA	9/0
BENN	P	P	P	P	P	P	P	P	P	IR	IR	IR	IR	IR	IR	IR	IR	IR	9/0
BENNETT	INA	P	IR	IR	IR	IR	IR	IR	IR	IR	IR	IR	IR	IR	IR	IR	IR	IR	1/0
BOHANON	FB	FB	P	FB	FB	FB	P	P	P	FB	FB	P	FB	FB	FB	P	P	FB	16/10
BORTLES	QB	QB	QB	QB	QB	QB	QB	QB	QB	QB	QB	QB	QB	QB	QB	QB	QB	QB	16/16
BOUYE	RCB	RCB	RCB	RCB	RCB	RCB	RCB	RCB	RCB	RCB	RCB	RCB	RCB	RCB	RCB	RCB	RCB	RCB	16/16
BROWN	INA	INA	P	P	P	P	P	P	P	INA	P	WLB	WLB	P	P	P	P	P	13/2
CAMPBELL	DE	DE	DE	DE	DE	DE	DE	DE	DE	DE	DE	DE	DE	DE	DE	DE	DE	DE	16/16
CANN	RG	RG	RG	RG	RG	RG	RG	INA	RG	RG	RG	RG	RG	RG	RG	RG	RG	RG	15/15
CHURCH	SS	SS	SS	SS	SS	SS	SS	SS	SS	SS	SS	SS	SS	SS	SS	SS	SS	SS	16/16
COLE	P	P	WR	P	P	P	WR	P	P	P	WR	WR	P	P	WR	WR	P	P	16/6
COLVIN	P	P	P	P	P	P	CB	P	CB	P	CB	P	P	CB	CB	P	P	P	16/5
CROCKETT	---	---	---	---	---	---	---	ps	ps	ps	ps	ps	ps	ps	ps	INA	INA	---	0/0
DAREUS	---	---	---	---	---	---	---	P	P	P	P	P	P	P	P	NT	NT	P	9/1
DAY	P	INA	P	P	P	P	P	INA	INA	---	---	---	---	---	---	---	---	---	6/0
FOURNETTE	RB	RB	RB	RB	RB	RB	INA	INA	RB	RB	RB	RB	RB	INA	RB	RB	RB	RB	13/13
FOWLER JR.	P	P	P	P	P	P	P	P	P	P	P	P	P	P	P	P	P	P	16/0
GIPSON	FS	FS	FS	FS	FS	FS	FS	FS	FS	FS	FS	FS	FS	FS	FS	FS	FS	FS	16/16
GRANT	P	P	P	P	P	P	P	P	P	P	P	P	P	P	P	P	P	P	16/0
HENNE	DNP	DNP	P	DNP	DNP	DNP	DNP	DNP	DNP	DNP	DNP	DNP	DNP	P	DNP	DNP	DNP	DNP	2/0
HOLBA	---	---	---	---	---	---	---	---	---	P	P	P	P	P	P	P	P	P	7/0
HURNS	P	WR	WR	WR	WR	WR	WR	WR	WR	INA	INA	INA	INA	INA	INA	P	P	P	10/8
IVORY	P	P	P	P	P	P	RB	RB	P	P	P	P	P	RB	DNP	INA	P	INA	14/3
JACK	SLB	SLB	SLB	SLB	SLB	SLB	SLB	SLB	SLB	SLB	SLB	SLB	SLB	SLB	SLB	SLB	SLB	SLB	16/16
JACKSON	DT	DT	DT	DT	DT	DT	DT	DT	DT	DT	DT	DT	DT	DT	DT	DT	DT	DT	16/16
JONES	NT	NT	NT	NT	NT	NT	NT	NT	NT	NT	NT	NT	NT	NT	NT	INA	P	NT	15/15
KING	---	---	---	---	---	---	---	---	---	---	---	---	---	---	ps	ps	ps	INA	0/0
KOYACK	P	P	P	P	P	P	P	TE	TE	TE	P	P	P	P	P	P	P	P	16/3
LAMBO	---	---	---	---	---	---	P	P	P	P	P	P	P	P	P	P	P	P	10/0
LEE	WR	WR	WR	WR	WR	WR	WR	WR	WR	WR	WR	WR	WR	WR	WR	INA	INA	WR	14/14
LEWIS	TE	TE	TE	TE	TE	TE	TE	TE	TE	TE	TE	TE	TE	TE	TE	TE	TE	TE	16/16
LINDER	C	C	C	C	INA	INA	INA	RG	C	C	C	C	C	C	C	C	C	C	13/13
McCAFFREY	---	P	P	P	P	P	---	---	---	---	---	---	---	---	---	---	---	---	5/0
McCRAV	P	P	INA	INA	INA	P	P	P	P	P	P	P	P	P	P	P	P	P	13/0
MICKENS	---	---	ps	ps	ps	ps	P	P	P	P	P	P	P	P	P	P	P	INA	10/0
MYERS	P	P	P	P	P	P	---	---	---	---	---	---	---	---	---	---	---	---	6/0
MYRICK	INA	INA	INA	INA	P	INA	INA	P	INA	INA	INA	INA	INA	P	P	P	INA	P	5/0
NASSIB	---	---	INA	INA	---	---	---	---	---	---	---	---	---	---	---	---	---	---	0/0
NGAKOUE	DE	DE	DE	DE	DE	DE	DE	DE	DE	DE	DE	DE	DE	DE	DE	DE	DE	DE	16/16
NORTMAN	P	P	P	P	P	P	P	P	P	P	P	P	P	P	P	P	P	P	16/0
OMAMEH	LG	LG	LG	LG	LG	LG	LG	LG	LG	INA	INA	INA	LG	LG	LG	LG	LG	LG	13/13
O'SHAUGHNESSY	P	P	P	P	P	P	P	P	P	P	P	P	P	P	P	TE	P	P	16/1
OVERTON	P	P	P	P	P	P	P	P	P	IR	IR	IR	IR	IR	IR	IR	IR	IR	9/0
PARNELL	RT	RT	RT	RT	RT	RT	RT	RT	INA	INA	INA	RT	RT	RT	RT	RT	RT	RT	13/13
PATMON	DNP	DNP	P	P	P	P	P	INA	P	P	P	P	P	P	P	P	P	P	13/0
PAYNE	P	P	P	DNP	P	INA	P	P	P	P	INA	P	P	P	P	P	P	P	13/0
PHILLIPS	ps	ps	ps	ps	ps	ps	ps	ps	ps	ps	ps	P	P	P	INA	P	P	P	4/0
PINKARD	ps	ps	ps	ps	ps	ps	ps	ps	ps	P	P	P	P	INA	---	IR	IR	IR	4/0

POS=Started; P=Played; DNP=Did not play; INA= Inactive; ps=Practice squad; ---=Not on roster;

NFI= Reserve/non-football injury; PUP=Reserve/physically unable to perform; IR=Injured reserve; Sus=Suspended

2017 GAME-BY-GAME PARTICIPATION

	at	at	vs.	vs.	at	vs.	at	at	vs.	at	at	vs.	vs.	vs.	vs.	at	WC	DIV.	GAMES/
	HOU	TEN	BAL	NYJ	PIT	LAR	IND	CIN	LAC	CLE	ARI	IND	SEA	HOU	S.F.	TEN	vs. BUF	at PIT	STARTS
PITTS	P	P	P	P	P	P	INA	---	---	---	---	---	---	---	---	---	---	---	6/0
POEHLS	INA	INA	INA	INA	INA	INA	INA	INA	INA	INA	INA	INA	INA	INA	INA	INA	INA	INA	0/0
POSŁUSZNY	MLB	MLB	MLB	MLB	MLB	MLB	P	MLB	P	MLB	P	MLB	MLB	P	P	MLB	MLB	MLB	16/11
PRYOR	INA	INA	IR	IR	IR	IR	IR	IR	IR	P	P	---	---	---	---	---	---	---	2/0
RAMSEY	LCB	LCB	LCB	LCB	LCB	LCB	LCB	LCB	LCB	LCB	LCB	LCB	LCB	LCB	LCB	LCB	LCB	LCB	16/16
REED	ps	ps	ps	ps	P	DNP	P	P	INA	LG	LG	LG	INA	INA	INA	INA	INA	INA	6/3
A. ROBINSON	WR	IR	IR	IR	IR	IR	IR	IR	IR	IR	IR	IR	IR	IR	IR	IR	IR	IR	1/1
C. ROBINSON	LT	LT	LT	LT	LT	LT	LT	LT	LT	LT	LT	LT	LT	LT	LT	LT	INA	LT	15/15
SHATLEY	P	P	P	P	C	C	C	C	P	P	P	P	P	P	P	P	P	P	16/4
SMITH	WLB	WLB	WLB	WLB	WLB	WLB	WLB	WLB	WLB	WLB	WLB	WLB	INA	INA	WLB	WLB	WLB	WLB	14/14
SMOOT	P	P	P	P	P	P	P	P	P	P	P	P	P	P	P	P	P	P	16/0
STRONG	---	---	INA	INA	INA	INA	INA	INA	INA	ps	ps	ps	ps	ps	P	IR	IR	IR	1/0
THOMPSON	P	P	P	P	P	P	P	P	P	P	P	P	P	P	P	P	P	P	16/0
WALKER	INA	INA	INA	INA	INA	INA	INA	INA	P	DNP	DNP	P	INA	INA	INA	DNP	INA	INA	2/0
WELLS	P	P	P	P	P	P	P	P	RT	RT	RT	P	P	P	P	LT	P	P	16/4
WESTBROOK	IR	IR	IR	IR	IR	IR	IR	IR	IR	P	P	WR	WR	WR	WR	WR	WR	WR	7/5
WILSON	P	P	P	P	INA	P	P	P	P	P	P	P	P	P	P	P	P	P	15/0
YELDON	INA	INA	INA	INA	INA	INA	P	P	P	P	P	P	P	P	P	P	INA	P	10/0

POS=Started; P=Played; DNP=Did not play; INA= Inactive; ps=Practice squad; ---=Not on roster;

NFI= Reserve/non-football injury; PUP=Reserve/physically unable to perform; IR=Injured reserve; Sus=Suspended

JAGUARS POSTSEASON DEFENSIVE STATS

PLAYER	DEFENSE											SPECIAL TEAM					MISC.			
	T	A	TT	SK	YD	TFL	QH	INT	PD	FF	FR	T	A	FF	FR	BL	T	A	FF	FR
SMITH	23	4	27	0	0	0	0	0	1	1	1	0	0	0	0	0	0	0	0	0
JACK	10	2	12	1	7	2	1	1	3	0	0	0	0	0	0	0	0	0	0	0
CHURCH	9	3	12	0	0	1	0	0	0	0	0	0	0	0	0	0	0	0	0	0
BOUYE	8	2	10	0	0	1	0	0	1	0	0	0	0	0	0	0	0	0	0	0
CAMPBELL	5	3	8	0	0	0	4	0	0	0	0	0	0	0	0	0	0	0	0	0
JACKSON	5	2	7	1	8	2	3	0	1	0	0	0	0	0	0	0	0	0	0	0
RAMSEY	5	1	6	0	0	0	0	1	1	0	0	0	0	0	0	0	0	0	0	0
GIPSON	5	1	6	0	0	0	0	0	0	0	0	0	0	0	0	0	0	0	0	0
DAREUS	4	1	5	1	4	2	1	0	0	0	0	0	0	0	0	0	0	0	0	0
NGAKOUE	3	1	4	1	3	1	2	0	1	1	0	0	0	0	0	0	0	0	0	0
JONES	3	1	4	0	0	1	0	0	1	0	0	0	0	0	0	0	0	0	0	0
COLVIN	2	1	3	0	0	0	0	1	1	0	0	0	0	0	0	0	0	0	0	0
POSLUSZNY	2	1	3	0	0	0	0	0	1	0	0	0	0	0	0	0	0	0	0	0
BROWN	2	1	3	0	0	0	0	0	0	0	0	0	2	0	0	0	0	0	0	0
FOWLER	2	0	2	0	0	0	0	0	1	0	0	0	0	0	0	0	0	0	0	0
PATMON	1	0	1	0	0	0	0	0	1	0	0	1	0	0	0	0	0	0	0	0
WILSON	0	0	0	0	0	0	0	0	2	0	0	1	0	0	0	0	0	0	0	0
PAYNE	0	0	0	0	0	0	0	0	0	0	0	2	1	0	0	0	0	0	0	0
MYRICK	0	0	0	0	0	0	0	0	0	0	0	1	0	0	0	0	0	0	0	0
GRANT	0	0	0	0	0	0	0	0	0	0	0	1	0	0	0	0	0	0	0	0
McCRAY	0	0	0	0	0	0	0	0	0	0	0	0	2	0	0	0	0	0	0	0
THOMPSON	0	0	0	0	0	0	0	0	0	0	0	0	1	0	0	0	0	0	0	0
BORTLES	0	0	0	0	0	0	0	0	0	0	0	0	0	0	0	0	0	0	0	2
SMOOT	0	0	0	0	0	0	2	0	0	0	0	0	0	0	0	0	0	0	0	0
FOURNETTE	0	0	0	0	0	0	0	0	0	0	0	0	0	0	0	0	0	0	0	1
Team Totals	89	24	113	4	22	10	13	3	15	2	1	6	7	0	0	0	0	0	0	3
Opponent Totals	76	36	112	2	12	7	9	0	6	1	0	4	1	0	0	0	0	0	0	0

SACK LEADERS

PLAYER	SK	YD
JACK	1	7
JACKSON	1	8
DAREUS	1	4
NGAKOUE	1	3
Team Totals	4	22

SPECIAL TEAMS TACKLE LEADERS

PLAYER	T	A	FF	FR	BL
PAYNE	2	1	0	0	0
BROWN	0	3	0	0	0
McCRAY	0	2	0	0	0
GRANT	1	0	0	0	0
PATMON	1	0	0	0	0
WILSON	1	0	0	0	0
MYRICK	1	0	0	0	0
THOMPSON	0	1	0	0	0
Team Totals	6	7	0	0	0

PD LEADERS

PLAYER	PD
JACK	3
WILSON	2
BOUYE	1
COLVIN	1
JACKSON	1
FOWLER	1
JONES	1
NGAKOUE	1
PATMON	1
POSLUSZNY	1
SMITH	1
RAMSEY	1
Team Totals	15

2017 TEAM OFFENSIVE STATS

JAGUARS	FIRST DOWNS				TOTAL OFF.		RUSHING		PASSING					INT BY JAX		
	T	R	Pa	Pe	Yds	Plays	Yds	Att	Yds	SK/Yd	Att	Com	INT	No.	Yds	TD
9/10 at Houston	19	7	8	4	280	60	155	39	125	0/0	21	11	0	1	67	0
9/17 vs. Tennessee	20	6	13	1	310	61	99	25	211	2/12	34	20	2	1	2	0
9/24 vs. Baltimore	24	7	13	4	410	68	166	35	244	0/0	33	20	0	2	20	0
10/1 at New York Jets	20	9	8	3	311	75	175	39	140	1/4	35	15	1	1	0	0
10/8 at Pittsburgh	15	10	5	0	313	53	231	37	82	2/13	14	8	1	5	103	2
10/15 vs. L.A. Rams	19	5	12	2	389	66	169	26	220	5/21	35	23	1	0	0	0
10/22 at Indianapolis	23	6	14	3	518	65	188	37	330	1/0	27	18	0	0	0	0
11/5 vs. Cincinnati	26	7	15	4	408	78	149	40	259	0/0	38	24	0	0	0	0
11/12 vs. L.A. Chargers	20	3	14	3	398	81	135	27	263	3/10	51	28	2	1	51	0
11/19 at Cleveland	15	7	8	0	284	76	139	44	145	2/9	30	17	0	2	26	0
11/26 at Arizona	19	4	11	4	219	58	91	22	128	3/32	33	19	1	1	0	0
12/3 vs. Indianapolis	22	5	16	1	426	64	96	27	330	1/8	36	27	0	2	25	0
12/10 vs. Seattle	20	7	12	1	424	66	156	39	268	0/0	27	18	0	3	0	0
12/17 vs. Houston	25	8	14	3	464	68	138	38	326	1/0	29	21	0	1	0	0
12/24 at San Francisco	32	7	20	5	472	79	92	28	382	1/2	50	32	3	1	0	0
12/31 at Tennessee	13	3	10	0	229	60	83	24	146	2/12	34	15	2	0	0	0
Totals	332	101	193	38	5,855	1,078	2,262	527	3,593	24/123	527	316	13	21	294	2
1/7 vs. Buffalo	15	9	6	0	230	59	155	34	75	2/12	23	12	0	2	2	0
1/14 at Pittsburgh	22	9	12	1	378	61	164	35	214	0/0	26	14	0	1	0	0
Postseason Totals	37	18	18	1	608	120	319	69	289	2/12	49	26	0	3	2	0

JAGUARS	PUNTS		PUNT RETURNS				K.O. RETURNS			PENALTY		FUMBLE	
	No.	Avg.	No.	Yds	FC	TD	No.	Yds	TD	No.	Yds	No	LT
9/10 at Houston	4	46.8	1	7	3	0	0	0	0	10	89	1	0
9/17 vs. Tennessee	5	49.2	1	4	0	0	4	88	0	10	99	2	1
9/24 vs. Baltimore	3	50.0	2	2	1	0	1	12	0	9	70	0	0
10/1 at New York Jets	8	45.1	1	0	2	0	1	20	0	6	47	0	0
10/8 at Pittsburgh	5	38.0	0	0	1	0	1	14	0	4	19	0	0
10/15 vs. L.A. Rams	7	39.1	1	0	3	0	0	0	0	5	40	2	0
10/22 at Indianapolis	2	53.5	0	0	6	0	0	0	0	4	34	3	2
11/5 vs. Cincinnati	2	47.0	3	88	1	1	1	29	0	5	50	1	1
11/12 vs. L.A. Chargers	9	47.9	7	30	1	0	2	51	0	9	106	0	0
11/19 at Cleveland	9	39.3	4	38	1	0	0	0	0	6	40	5	1
11/26 at Arizona	8	49.5	1	14	2	0	2	68	0	5	45	3	2
12/3 vs. Indianapolis	2	76	0	0	0	0	2	46	0	6	55	1	0
12/10 vs. Seattle	5	194	3	72	0	0	3	57	0	7	48	1	1
12/17 vs. Houston	6	283	6	57	3	0	2	44	0	8	54	0	0
12/24 at San Francisco	4	39.0	0	0	2	0	3	64	0	12	99	1	0
12/31 at Tennessee	8	42.0	5	13	1	0	3	58	0	6	41	4	2
Totals	88	43.6	35	325	30	1	25	551	0	112	936	24	10
1/7 vs.. Buffalo	9	44.3	2	2	3	0	0	0	0	5	34	3	0
1/14 at Pittsburgh	4	32.8	0	0	0	0	3	47	0	3	40	1	0
Postseason Totals	13	40.8	2	2	3	0	3	47	0	8	74	4	0

2017 TEAM STATISTICS

JAGUARS SCORING

	TD	TDr	TDp	TDrt	PAT	2-PT	FG	T.O.P
9/10 at Houston	3	1	1	1	2-3	0-0	3-4	30:05
9/17 vs. Tennessee	2	1	1	0	1-1	0-1	1-1	29:14
9/24 vs. Baltimore	5	1	4	0	5-5	0-0	3-3	34:03
10/1 at New York Jets	2	0	1	1	2-2	0-0	2-3	35:08
10/8 at Pittsburgh	4	2	0	2	3-4	0-0	1-1	28:52
10/15 vs. L.A. Rams	2	1	1	0	2-2	0-0	1-3	31:59
10/22 at Indianapolis	3	2	1	0	3-3	0-0	2-2	32:47
11/5 vs. Cincinnati	2	0	1	1	2-2	0-0	3-3	40:14
11/12 vs. L.A. Chargers	2	1	1	0	0-1	1-1	2-2	35:01
11/19 at Cleveland	2	0	1	1	1-1	0-1	2-3	36:55
11/26 at Arizona	3	2	0	1	3-3	0-0	1-1	25:21
12/3 vs. Indianapolis	3	1	2	0	1-1	1-2	3-3	33:47
12/10 vs. Seattle	3	1	2	0	3-3	0-0	3-3	33:01
12/17 vs. Houston	6	3	3	0	6-6	0-0	1-1	33:18
12/24 at San Francisco	4	2	2	0	3-4	1-1	1-1	30:49
12/31 at Tennessee	1	0	0	1	1-1	0-0	1-1	26:33
Totals	47	18	21	8	37-41	3-6	30-35	31:47
1/7 vs. Buffalo	1	0	1	0	1-1	0-0	1-1	27:23
1/14 at Pittsburgh	6	4	1	1	6-6	0-0	1-1	28:50
Postseason Totals	1	4	2	1	7-7	0-0	2-2	28:07

JAGUARS NFL RANKINGS

	JAGUARS OFFENSE						JAGUARS DEFENSE					
	AFC RANK			NFL RANK			AFC RANK			NFL RANK		
	Total	Rush	Pass	Total	Rush	Pass	Total	Rush	Pass	Total	Rush	Pass
9/10 at Houston	8	4	13	19	4	28	1	7	1	1	18	1
9/17 vs. Tennessee	11	8	12	23	9	26	6	14	2	9	29	4
9/24 vs. Baltimore	5	5	10	13	5	23	2	15	1	3	28	1
10/1 at New York Jets	7	2	14	18	2	30	6	16	1	11	32	1
10/8 at Pittsburgh	7	1	4	20	1	30	8	15	3	14	31	3
10/15 vs. L.A. Rams	8	1	13	18	1	29	6	15	3	9	31	3
10/22 at Indianapolis	3	1	13	10	1	28	4	14	2	6	30	2
BYE WEEK	5	1	13	12	1	28	4	16	1	6	32	1
11/5 vs. Cincinnati	3	1	11	9	1	26	2	13	1	3	27	1
11/12 vs. L.A. Chargers	3	1	8	6	1	23	2	11	1	3	25	1
11/19 at Cleveland	3	1	12	1	8	1	8	1	27	1	16	1
11/26 at Arizona	5	1	14	12	1	29	1	8	1	1	19	1
12/3 vs. Indianapolis	5	1	10	11	1	21	1	9	1	1	20	1
12/10 vs. Seattle	5	1	7	11	1	18	2	10	1	2	22	1
12/17 vs. Houston	4	1	7	6	1	19	2	9	1	3	19	1
12/24 at San Francisco	4	1	5	6	1	16	2	10	1	3	21	1
12/31 at Tennessee	5	1	6	6	1	17	1	10	1	2	21	1
Final Ranking	4	1	5	6	1	16	2	10	1	3	21	1

2017 MISCELLANEOUS STATISTICS

REGULAR SEASON HIGHS & LOWS

	JAGUARS		OPPONENTS	
	HIGH	LOW	HIGH	LOW
Points	45 (12/17 vs. HOU)	10 (12/31 at TEN)	44 (S.F., 12/24)	0 (IND, 10/22)
First Downs	32 (12/24 at S.F.)	13 (12/31 at TEN)	26 (S.F., 12/24)	8 (CIN, 11/5)
Total Offense	518 (10/22 at IND)	229 (12/31 at TEN)	471 (NYJ, 10/1)	148 (CIN, 11/5)
Net Yards Rushing	231 (10/8 at PIT)	83 (12/31 at TEN)	256 (NYJ, 10/1)	29 (CIN, 11/5)
Net Yards Passing	380 (12/24 at S.F.)	82 (10/8 at PIT)	301 (PIT, 10/8)	52 (BAL, 9/24)
Offensive Plays	81 (11/12 vs. LAC)	53 (10/8 at PIT)	77 (PIT, 10/8)	37 (CIN, 11/5)
Rushing Attempts	44 (11/19 at CLE)	22 (11/26/17 at ARI)	39 (TEN, 12/31)	17 (CIN, 11/5)
Pass Attempts	51 (11/12 vs. LAC)	14 (10/8 at PIT)	55 (PIT, 10/8)	18 (CIN, 11/5)
Pass Completions	32 (12/24 at S.F.)	8 (10/8 at PIT)	33 (PIT, 10/8)	10 (CIN, 11/5)
Passes Had Intercepted	3 (12/24 at S.F.)	0 (7 times, last: 12/17 vs. HOU)	5 (PIT, 10/8)	0 (4 times, last: TEN, 12/31)
Sacks Allowed	5 (10/25 vs. LAR)	0 (4 times, last: 12/10 vs. SEA)	10 (HOU, 9/10; IND, 10/22)	0 (LAC, 11/12)
Fumbles	5 (11/19 at CLE)	0 (6 times, last: 12/17 vs. HOU)	5 (CLE, 11/19)	0 (5 times, last: S.F., 12/24)
Fumbles Lost	2 (3 times, last: 12/31 at TEN)	0 (8 times, last: 12/24 at S.F.)	3 (HOU, 9/10; CLE, 11/19)	0 (8 times, last: S.F., 12/24)
Total Turnovers	3 (9/17 vs. TEN; 12/24 at S.F.)	0 (4 times, last: 12/17 vs. HOU)	5 (PIT, 10/8, CLE, 11/19)	0 (IND, 10/22; CIN, 11/5)
Penalties	12 (12/24 at S.F.)	4 (10/8 at PIT; 10/22 at IND)	14 (HOU, 12/17)	0 (CLE, 11/19)
Yards Penalized	106 (11/12 vs. LAC)	19 (10/8 at PIT)	127 (HOU, 12/17)	0 (CLE, 11/19)
Time of Possession	40:14 (11/5 vs. CIN)	28:52 (10/8 at PIT)	34:39 (ARI, 11/26)	19:46 (CIN, 11/5)
Defensive Interceptions	5 (10/8 at PIT)	0 (4 times, last: 12/31 at TEN)	3 (S.F., 12/24)	0 (7 times, last: HOU, 12/17)
Total Takeaways	5 (10/8 at PIT; 11/19 at CLE)	0 (10/22 at IND; 11/5 vs. CIN)	3 (TEN, 9/17)	0 (3 times; last: HOU, 12/17)
Longest Drive (plays)	16 (12/24 at S.F.)	9 (12/31 at TEN)	14 (3 times, last: IND, 10/22)	6 (CIN, 11/5)
Longest Drive (yards)	96 (11/5 vs. CIN)	55 (11/19 at CLE)	91 (TEN, 9/17)	66 (HOU, 9/10; CLE, 11/19)
Third Down Conversions	12-18 (11/5 vs. CIN)	1-12 (11/26 at ARI)	10-15 (S.F., 12/24)	3-16 (TEN, 12/31)

REGULAR SEASON INDIVIDUAL HIGHS

	JAGUARS	OPPONENTS
Yards Rushing	181 - Leonard Fournette at PIT, 10/8	163 - Bilal Powell (NYJ, 10/1)
Rushing Attempts	28 - Leonard Fournette at PIT, 10/8; at CLE, 11/19	21 - Bilal Powell (NYJ, 10/1)
Rushing TDs	2 - three times; last: Tommy Bohanon vs. HOU, 12/17	1 - 8 players; last: M. Breida (S.F., 12/24)
Receptions	9 - Chris Ivory vs. LAR, 10/15	10 - A. Brown, L. Bell (PIT, 10/8)
Yards Receiving	186 - Keelan Cole vs. HOU, 12/17	157 - Antonio Brown (PIT, 10/8)
Receiving TDs	3 - Mercedes Lewis vs. BAL, 9/24	1 - 17 players; last: D. Henry (TEN, 12/31)
Combined Yards (rush/rec)	186 - Keelan Cole vs. HOU, 12/17	190 - Bilal Powell (NYJ, 10/1)
All-Purpose Yards	186 - Keelan Cole vs. HOU, 12/17	190 - Bilal Powell (NYJ, 10/1)
Yards Passing	382 - Blake Bortles at S.F., 12/24	312 - Ben Roethlisberger (PIT, 10/8)
Pass Attempts	51 - Blake Bortles vs. LAC, 11/12	55 - Ben Roethlisberger (PIT, 10/8)
Pass Completions	32 - Blake Bortles at S.F., 12/24	33 - Ben Roethlisberger (PIT, 10/8)
TD Passes	4 - Blake Bortles vs. BAL, 9/24	3 - Russell Wilson (SEA, 12/10)
Interceptions Thrown	3 - Blake Bortles at S.F., 12/24	5 - Ben Roethlisberger (PIT, 10/8)
Longest Run	90 - Leonard Fournette at PIT, 10/8	75 - Bilal Powell (NYJ, 10/1)
Longest Pass Completion	75 - Blake Bortles to Keelan Cole vs. SEA, 12/10	74 - R. Wilson to T. Lockett (SEA, 12/10)
Longest Kickoff Return	29 - Corey Grant vs. CIN, 11/5	103 - Pharoh Cooper (LAR, 10/15)
Longest Punt Return	72 - Jaydon Mickens vs. SEA, 12/10	46 - Adoree Jackson (TEN, 9/17)
Longest INT Return	67 - Tashaun Gipson at HOU, 9/10	50 - Dontae Johnson (S.F., 12/24)
Longest Punt	65 - Brad Nortman vs. HOU, 12/17	70 - Lachlan Edwards (NYJ, 10/1)
Longest Field Goal	56 - Josh Lambo vs. CIN, 11/5	57 - Phil Dawson (ARI, 11/26)
Touchdowns Scored	3 - Mercedes Lewis vs. BAL, 9/24	2 - Austin Ekeler (LAC, 11/22)
Points Scored	14 - Jason Myers vs. BAL, 9/24	13 - 2 players, last: P. Dawson (ARI, 11/26)

SCORING BY QUARTERS

	JAGUARS					OPPONENTS						
	1	2	3	4	OT	Total	1	2	3	4	OT	Total
9/10 at HOU	3	16**^	7#	3	--	29	0	0	7#	0	--	7
9/17 vs. TEN	3	0	0	13**#	--	16	3	3	17**#	14**#	--	37
9/24 vs. BAL	10#	13#	14###	7*	--	44	0	0	0	7#	--	44
10/1 at NYJ	7#	3	0	10^	0	20	7*	3	10*	0	3	23
10/8 at PIT	0	7*	13@	10*	--	30	3	3	3	0	--	9
10/15 vs. LAR	14**#	0	3	0	--	17	17	7	0	3	--	27
10/22 at IND	14**#	6	7*	0	--	27	0	0	0	0	--	0
11/5 vs. CIN	3	10#	3	7%	--	23	0	7*	0	0	--	7
11/12 vs. LAC	6*	0	8#	3	3	20	0	7#	7#	3	0	17
11/19 at CLE	7#	3	0	9^	--	19	0	7#	0	0	--	7
11/26 at ARI	0	3	7*	14^#	--	24	3	10#	3	11#	--	27
12/3 vs. IND	7#	9#	11*	3	--	30	0	3	7#	0	--	10
12/10 vs. SEA	3	0	21###*	6	--	30	0	0	10#	14###	--	24
12/17 vs. HOU	7*	24####	7*	7*	--	45	0	0	7#	0	--	7
12/24 at S.F.	0	16**#	3	14**#	--	33	10*	6@	7#	21**#	--	44
12/31 at TEN	0	3	0	7^	--	10	0	12	3	0	--	15
Totals	84	113	104	113	3	417	43	68	81	73	3	268

*=TD rushing // #=TD Passing // @=TD on INT return // %=TD on punt return // ^=TD on fumble return // &=TD on blocked FG // !=TD on kickoff return // ~=TD on blocked punt return

POSTSEASON MISCELLANEOUS STATISTICS

POSTSEASON HIGHS & LOWS

	JAGUARS		OPPONENTS	
	HIGH	LOW	HIGH	LOW
Points	45 at PIT (1/14)	10 vs. BUF (1/7)	42 (PIT, 1/14)	3 (BUF, 1/7)
First Downs	22 at PIT (1/14)	15 vs. BUF (1/7)	28 (PIT, 1/14)	8 (BUF, 1/7)
Total Offense	378 at PIT (1/14)	230 vs. BUF (1/7)	545 (PIT, 1/14)	263 (BUF, 1/7)
Net Yards Rushing	164 at PIT (1/14)	155 vs. BUF (1/7)	130 (BUF, 1/7)	83 (PIT, 1/14)
Net Yards Passing	214 at PIT (1/14)	75 vs. BUF (1/7)	462 (PIT, 1/14)	33 (BUF, 1/7)
Offensive Plays	61 at PIT (1/14)	59 vs. BUF (1/7)	78 (PIT, 1/14)	74 (BUF, 1/7)
Rushing Attempts	35 at PIT (1/14)	34 vs. BUF (1/7)	32 (BUF, 1/7)	18 (PIT, 1/14)
Pass Attempts	26 at PIT (1/14)	23 vs. BUF (1/7)	58 (PIT, 1/14)	40 (BUF, 1/7)
Pass Completions	14 at PIT (1/14)	12 vs. BUF (1/7)	37 (PIT, 1/14)	18 (BUF, 1/7)
Passes Had Intercepted	0 vs. BUF (1/7), at PIT (1/14)	0 vs. BUF (1/7), at PIT (1/14)	2 (BUF, 1/7)	1 (PIT, 1/14)
Sacks Allowed	2 vs. BUF (1/7)	0 at PIT (1/14)	2 (BUF, 1/7), PIT (1/14)	2 (BUF, 1/7), PIT (1/14)
Fumbles	3 vs. BUF (1/7)	1 at PIT (1/14)	1 (BUF, 1/7), PIT (1/14)	1 (BUF, 1/7), PIT (1/14)
Fumbles Lost	0 vs. BUF (1/7) 0 at PIT (1/14)	0 vs. BUF (1/7), 0 at PIT (1/14)	1 (PIT, 1/14)	1 (PIT, 1/14)
Total Turnovers	0 vs. BUF (1/7) 0 at PIT (1/14)	0 vs. BUF (1/7) 0 at PIT (1/14)	2 (BUF, 1/7), PIT (1/14)	2 (BUF, 1/7), PIT (1/14)
Penalties	5 vs. BUF (1/7)	3 at PIT (1/17)	5 (BUF, 1/7)	4 (PIT, 1/14)
Yards Penalized	40 at PIT (1/14)	34 vs. BUF (1/7)	52 (BUF, 1/7)	25 (PIT, 1/14)
Time of Possession	28:50 at PIT (1/14)	27:23 vs. BUF (1/7)	32:37 (BUF, 1/7)	31:10 (PIT, 1/14)
Defensive Interceptions	2 vs. BUF (1/7)	1 at PIT (1/14)	0 (BUF, 1/7), (PIT, 1/14)	0 (BUF, 1/7), (PIT, 1/14)
Total Takeaways	2 vs. BUF (1/7), at PIT (1/14)	2 vs. BUF (1/7), at PIT (1/14)	0 (BUF, 1/7), (PIT, 1/14)	0 (BUF, 1/7), (PIT, 1/14)
Longest Drive (plays)	15 vs. BUF (1/7)	11 at PIT (1/14)	18 (BUF, 1/7)	12 (PIT, 1/14)
Longest Drive (yards)	86 vs. BUF (1/7)	75 at PIT (1/14)	85 (PIT, 1/14)	59 (BUF, 1/7)
Third Down Conversions	8-14 at PIT (1/14)	2-12 vs. BUF (1/7)	7-16 (PIT, 1/14)	7-18 (BUF, 1/7)

POSTSEASON INDIVIDUAL HIGHS

	JAGUARS	OPPONENTS
Yards Rushing	109 - Leonard Fournette at Pittsburgh, 1/14	75 - LeSean McCoy (BUF, 1/7)
Rushing Attempts	25 - Leonard Fournette at Pittsburgh, 1/14	19 - LeSean McCoy (BUF, 1/7)
Rushing TDs	3 - Leonard Fournette at Pittsburgh, 1/14	1 - Le'Veon Bell (PIT, 1/14)
Receptions	5 - Dede Westbrook vs. Buffalo, 1/7	10 - Vance McDonalds (PIT, 1/14)
Yards Receiving	57 - Leonard Fournette at Pittsburgh, 1/14	132 - Antonio Brown (PIT, 1/14)
Receiving TDs	1 - Ben Koyack vs. Buffalo, 1/7; Tommy Bohanon at Pittsburgh, 1/14	2 - Antonio Brown (PIT, 1/14)
Combined Yards (rush/rec)	119 - Leonard Fournette at Pittsburgh, 1/14	155 - Le'Veon Bell (PIT, 1/14)
All-Purpose Yards	119 - Leonard Fournette at Pittsburgh, 1/14	155 - Le'Veon Bell (PIT, 1/14)
Yards Passing	214 - Blake Bortles at Pittsburgh, 1/14	469 - Ben Roethlisberger (PIT, 1/14)
Pass Attempts	26 - Blake Bortles at Pittsburgh, 1/14	58 - Ben Roethlisberger (PIT, 1/14)
Pass Completions	14 - Blake Bortles at Pittsburgh, 1/14	37 - Ben Roethlisberger (PIT, 1/14)
TD Passes	1 - Blake Bortles vs. Buffalo, 1/7; Blake Bortles at Pittsburgh, 1/14	5 - Ben Roethlisberger (PIT, 1/14)
Interceptions Thrown	N/A	1 - T. Taylor, N. Peterman, B. Roethlisberger
Longest Run	20 - Blake Bortles vs. Buffalo, 1/7	25 - LeSean McCoy (BUF, 1/7)
Longest Pass Completion	45 - Blake Bortles to Keelan Cole at Pittsburgh, 1/14	43 - B. Roethlisberger to A. Brown (PIT, 1/14)
Longest Kickoff Return	23 - Corey Grant at Pittsburgh, 1/14	34 - Fitzgerald Toussaint (PIT, 1/14)
Longest Punt Return	2 - Dede Westbrook vs. Buffalo, 1/7	21 - Brandon Tate (BUF, 1/7)
Longest INT Return	2 - Jalen Ramsey vs. Buffalo, 1/7	N/A
Longest Punt	62 - Brad Nortman vs. Buffalo, 1/7	55 - Colton Schmidt (BUF, 1/7)
Longest Field Goal	45 - Josh Lambo at Pittsburgh, 1/14	31 - Steven Hauschka (BUF, 1/7)
Touchdowns Scored	3 - Leonard Fournette at Pittsburgh, 1/14	2 - Antonio Brown (PIT, 1/14)
Points Scored	9 - Josh Lambo at Pittsburgh, 1/14	6 - Chris Boswell (PIT, 1/14)

SCORING BY QUARTERS

	JAGUARS					OPPONENTS						
	1	2	3	4	OT	Total	1	2	3	4	OT	Total
1/7 vs. BUF	0	3	7#	0	--	10	0	3	0	0	--	3
1/14 at PIT	14**	14**^	0	17*#	--	45	0	14###	7#	21#*#	--	42
Totals	14	17	7	17	--	55	0	17	7	21	--	45

*=TD rushing // #=TD Passing // @=TD on INT return // %=TD on punt return // ^=TD on fumble return // &=TD on blocked FG // !=TD on kickoff return // ~=TD on blocked punt return

2017 SCORING DRIVES

OPPONENT	PLAYS	POSS. TIME	QUARTER	NET YARDS	HOW ACQUIRED	SCORING PLAY
9/10 at HOU	8	2:52	1	51	Kickoff	K Jason Myers 42-yard FG
	10	5:14	2	77	Punt	K Jason Myers 25-yard FG
	9	5:29	2	53	Fumble	RB Leonard Fournette 1-yard rush
	10	4:55	3	75	Kickoff	FB Tommy Bohanon 1-yard pass from QB Blake Bortles
	4	0:20	4	7	INT	K Jason Myers 38-yard FG
9/17 vs. TEN	12	6:01	1	51	Punt	K Jason Myers 43-yard FG
	6	2:45	4	75	Kickoff	RB Leonard Fournette 1-yard rush
	6	2:03	4	77	Kickoff	WR Allen Hurns 1-yard pass from QB Blake Bortles
9/24 vs. BAL	9	4:27	1	58	Punt	K Jason Myers 23-yard FG
	7	3:53	1	80	Punt	TE Mercedes Lewis 17-yard pass from QB Blake Bortles
	10	6:16	2	34	Punt	K Jason Myers 45-yard FG
	8	3:11	2	28	INT	WR Allen Hurns 5-yard pass from QB Blake Bortles
	9	2:15	2	66	Punt	K Jason Myers 29-yard FG
	2	0:43	3	32	INT	TE Mercedes Lewis 30-yard pass from QB Blake Bortles
	2	0:25	3	2	Fumble	TE Mercedes Lewis 4-yard pass from QB Blake Bortles
7	3:28	4	16	Punt	RB Leonard Fournette 3-yard rush	
10/1 at NYJ	10	5:15	1	61	Punt	RB Leonard Fournette 10-yard pass from QB Blake Bortles
	13	7:15	2	70	Punt	K Jason Myers 30-yard FG
	8	2:33	4	41	INT	K Jason Myers 22-yard FG
10/8 at PIT	8	4:05	2	47	INT	RB Leonard Fournette 2-yard rush
	13	8:07	4	67	Punt	K Jason Myers 47-yard FG
	3	1:29	4	98	INT	RB Leonard Fournette 90-yard rush
10/15 vs. LAR	1	0:11	1	75	Kickoff	RB Leonard Fournette 75-yard rush
	4	2:03	1	75	Kickoff	RB Chris Ivory 22-yard pass from QB Blake Bortles
	9	5:00	3	29	Fumble	K Jason Myers 41-yard FG
10/22 at IND	12	5:30	1	75	Kickoff	RB Chris Ivory 1-yard rush
	4	1:54	1	70	Punt	TE Mercedes Lewis 5-yard pass from QB Blake Bortles
	12	6:35	2	67	Punt	K Josh Lambo 42-yard FG
	8	3:51	2	66	Punt	K Josh Lambo 33-yard FG
	6	2:42	3	91	Punt	RB T.J. Yeldon 58-yard rush
	9	4:02	1	71	Punt	K Josh Lambo 32-yard FG
11/5 vs. CIN	15	7:55	2	96	Punt	WR Marqise Lee 3-yard pass from QB Blake Bortles
	11	3:50	2	32	Kickoff	K Josh Lambo 56-yard FG
	9	4:39	3	79	Punt	K Josh Lambo 25-yard FG
	8	3:56	1	90	Punt	RB Corey Grant 56-yard run
11/12 vs. LAC	11	4:12	3	84	Punt	WR Marqise Lee 6-yard pass from QB Blake Bortles
	6	0:55	4	21	Punt	K Josh Lambo 34-yard FG
	4	1:59	OT	0	INT	K Josh Lambo 30-yard FG
	4	1:42	1	33	INT	TE Mercedes Lewis 10-yard pass from QB Blake Bortles
11/19 at CLE	8	3:33	2	47	Punt	K Josh Lambo 38-yard FG
	8	4:52	4	31	INT	K Josh Lambo 39-yard FG
	8	1:45	2	31	Punt	K Josh Lambo 43-yard FG
11/26 at ARI	7	3:56	3	60	Kickoff	QB Blake Bortles 1-yard run
	4	1:41	4	38	Kickoff	QB Blake Bortles 17-yard run
	11	5:18	1	85	Punt	WR Marqise Lee 4-yard pass from QB Blake Bortles
	11	5:14	2	67	Punt	K Josh Lambo 30-yard FG
12/3 vs. IND	12	5:07	2	60	Kickoff	WR Keelan Cole 8-yard pass from QB Blake Bortles
	8	4:26	3	67	Kickoff	RB Leonard Fournette 5-yard run
	11	6:06	3	81	Kickoff	K Josh Lambo 23-yard FG
	6	3:10	4	31	INT	K Josh Lambo 39-yard FG
	9	3:57	1	73	Punt	K Josh Lambo 38-yard FG
	5	2:35	3	52	INT	WR Dede Westbrook 18-yard pass from QB Blake Bortles
12/10 vs. SEA	1	0:11	3	75	Kickoff	WR Keelan Cole 75-yard pass from QB Blake Bortles
	1	0:03	3	1	Punt	LB Leonard Fournette 1-yard run
	13	7:31	4	66	INT	K Josh Lambo 51-yard FG
	9	5:43	4	54	Kickoff	K Josh Lambo 32-yard FG
	13	6:52	1	65	Punt	FB Tommy Bohanon 1-yard run
	5	1:59	2	54	Punt	WR Jaydon Mickens 5-yard pass from QB Blake Bortles
12/17 vs. HOU	6	2:59	2	48	Punt	WR Jaydon Mickens 14-yard pass from QB Blake Bortles
	8	0:56	2	25	Punt	K Josh Lambo 38-yard FG
	2	0:11	2	50	INT	WR Keelan Cole 9-yard pass from QB Blake Bortles
	3	0:59	3	74	Kickoff	FB Tommy Bohanon 1-yard run
	4	2:07	4	45	Punt	RB Corey Grant 8-yard run
	11	5:53	2	47	Kickoff	RB Leonard Fournette 1-yard run
	8	1:30	2	90	INT	WR Jaelan Strong 5-yard pass from QB Blake Bortles
	8	4:03	3	58	Kickoff	K Josh Lambo 45-yard FG
12/24 at S.F.	16	4:14	4	90	Punt	RB T.J. Yeldon 1-yard run
	3	0:27	4	41	Onside Kick	TE James O'Shaughnessy 11-yard pass from QB Blake Bortles
	9	3:50	2	58	Kickoff	K Josh Lambo 41-yard FG
12/31 at TEN	9	3:50	2	58	Kickoff	K Josh Lambo 41-yard FG
	6	0:38	2	27	Punt	K Josh Lambo 44-yard FG
1/7 vs. BUF	15	8:52	3	86	Punt	TE Ben Koyack 1-yard TD from QB Blake Bortles
	8	4:20	1	66	Kickoff	RB Leonard Fournette 1-yard run
1/14 at PIT	1	0:05	1	18	INT	RB Leonard Fournette 18-yard run
	11	4:36	2	70	Downs	RB T.J. Yeldon 4-yard run
	5	2:10	4	61	Downs	RB Leonard Fournette 3-yard run
	8	4:46	4	75	Kickoff	FB Tommy Bohanon 14-yard pass from QB Blake Bortles
	4	0:33	4	9	Kickoff	K Josh Lambo 45-yard FG

2017 TAKEAWAYS AND TURNOVERS

TAKEAWAYS

Date	Opponent	Takeaway	Quarter	Yard Line	Result
9/10	Houston	DE Yannick Ngakoue strip-sack of HOU QB Tom Savage, recovered by DT Abry Jones	2	JAX 47	TD
		DE Yannick Ngakoue strip-sack of HOU QB Tom Savage, recovered by DE Dante Fowler Jr. for TD	2	JAX 47	TD
		DE Dante Fowler Jr. strip-sack of HOU QB Dashaun Watson, recovered by DE Yannick Ngakoue to JAX 41-yard line	3	JAX 41	M-FG
		FS Tashaun Gipson INT from HOU QB Dashaun Watson, returned 67 yards to HOU 27-yard line	4	JAX 6	FG
9/17	Tennessee	LB Telvin Smith INT from TEN QB Marcus Mariota, returned 2 yards to JAX 16-yard line	2	JAX 24	INT
9/24	Baltimore	CB A.J. Bouye INT from BAL QB Joe Flacco, returned 19 yards to BAL 28-yard line	2	BAL 20	TD
		CB Jalen Ramsey INT from BAL QB Joe Flacco, returned 1 yard to BAL 32-yard line	3	BAL 16	TD
		DE Calais Campbell forced fumble on BAL RB Terrence West,	3	JAX 45	TD
10/1	N.Y. Jets	LB Myles Jack returned fumble (backward pass) for TD	4	JAX 14	TD
		CB A.J. Bouye INT from NYJ QB Josh McCown	4	NYJ 34	FG
10/8	Pittsburgh	CB Jalen Ramsey INT from PIT QB Ben Roethlisberger, returned 15 yards to PIT 47-yard line	1	PIT 47	TD
		LB Telvin Smith INT from PIT QB Ben Roethlisberger, returned 28 yards for a TD	3	PIT 22	TD
		SS Barry Church INT from PIT QB Ben Roethlisberger, returned 51 yards for a TD	3	PIT 34	TD
		FS Tashaun Gipson INT from PIT QB Ben Roethlisberger, returned 7 yards to JAX 49-yard line	4	PIT 38	Punt
		FS Tashaun Gipson INT from PIT QB Ben Roethlisberger	4	JAX 32	TD
10/15	L.A. Rams	LB Telvin Smith forced fumble on LAR WR Robert Woods, recovered by CB Aaron Colvin	3	LAR 29	FG
11/12	L.A. Chargers	DT Malik Jackson forced fumble on LAC RB Austin Ekeler, recovered by FS Tashaun Gipson	4	LAC 37	INT
		CB A.J. Bouye INT from LAC QB Philip Rivers, returned 51 yards to LAC 2-yard line	OT	LAC 11	FG
11/19	Cleveland	LB Telvin Smith INT from CLE QB DeShone Kizer, returned 26 yards to CLE 33-yard line	1	CLE 45	TE
		S Jarrod Wilson recovered CLE DB Jabrill Peppers' muffed punt	3	CLE 31	Fumble
		CB A.J. Bouye INT from CLE QB Deshone Kizer	4	JAX 48	FG
		DE Calais Campbell forced fumble on CLE QB DeShone Kizer, recovered by DE Yannick Ngakoue	4	JAX 40	Punt
		DE Yannick Ngakoue forced fumble on CLE QB Deshone Kizer, recovered by LB Telvin Smith in the endzone for a TD	4	CLE 20	TD
11/26	Arizona	DE Yannick Ngakoue forced fumble on ARI QB Blaine Gabbert, recovered by DE Calais Campbell and returned 10 yards for a TD	3	ARI 15	TD
		SS Barry Church INT from ARI QB Blaine Gabbert	4	ARI 41	INT
12/3	Indianapolis	CB Jalen Ramsey INT from IND QB Jacoby Brissett, returned 18 yards to JAX 25-yard line	2	JAX 23	End of Half
		FS Tashaun Gipson INT from IND QB Jacoby Brissett, returned 7 yards to JAX 48-yard line	4	IND 45	FG
12/10	Seattle	CB Jalen Ramsey INT from SEA QB Russell Wilson in the end zone	2	JAX 45	Punt
		CB A.J. Bouye INT from SEA QB Russell Wilson at the JAX 43-yard line	3	SEA 15	TD
		CB A.J. Bouye INT from SEA QB Russell Wilson at the JAX 2-yard line	3	JAX 43	FG
12/17	Houston	SS Barry Church INT from HOU QB T.J. Yates at the HOU 45-yard line	2	HOU 25	TD
12/24	San Francisco	SS Barry Church INT from S.F. QB Jimmy Garoppolo in the end zone	2	JAX 8	TD
12/31	Tennessee	DE Yannick Ngakoue recovers fumble from TEN QB Marcus Mariota, returned 67 yards for TD	4	JAX 26	TD
1/7	Buffalo	CB Aaron Colvin INT from BUF QB Tyrod Taylor	2	BUF 27	Punt
		CB Jalen Ramsey INT from BUF QB Nate Peterman	4	JAX 48	End of game
1/14	Pittsburgh	LB Myles Jack INT from PIT QB Ben Roethlisberger	1	PIT 18	TD
		DE Yannick Ngakoue forced fumble on PIT QB Ben Roethlisberger, recovered by LB Telvin Smith and returned 50 yards for a TD	2	JAX 47	TD

TURNOVERS

Date	Opponent	Takeaway	Quarter	Yard Line	Result
9/10	Houston	none			
9/17	Tennessee	TEN LB Brian Orakpo strip sack of QB Blake Bortles, recovered by TEN LB Erik Walden at JAX 39-yard line	2	JAX 46	INT
		TEN DB Curtis Riley INT from QB Blake Bortles, returned 2 yards to TEN 39-yard line	2	TEN 42	FG
		TEN S DaNorris Searcy INT from QB Blake Bortles, returned 8 yards to JAX 39-yard line	3	JAX 29	FG
9/24	Baltimore	none			
10/1	N.Y. Jets	NYJ DL Kony Ealy INT from QB Blake Bortles, returned 9 yards to JAX 7-yard line	3	JAX 31	FG
10/8	Pittsburgh	PIT LB Ryan Shazier INT from QB Blake Bortles	2	PIT 39	FG
10/15	L.A. Rams	LAR CB Nickell Robey-Colman INT from QB Blake Bortles, returned 31 yards to JAX 45	4	LAR 31	Punt
10/22	Indianapolis	IND DE Henry Anderson strip sack of QB Blake Bortles, returned by FS Darius Butler to the IND 48-yard line	2	IND 25	Time expired
		IND S Matthias Farley forced fumble of RB Chris Ivory, recovered by Farley at the IND 45-yard line	3	JAX 47	Punt
11/5	Cincinnati	CIN DE Chris Smith forced fumble of RB T.J. Yeldon, recovered by S Shawn Williams at the CIN 25-yard line	1	CIN 25	Punt
11/12	L.A. Chargers	LAC S Tre Boston INT from QB Blake Bortles	4	LAC 42	Fumble
		LAC S Tre Boston INT from QB Blake Bortles	4	LAC 10	Punt
11/19	Cleveland	CLE LB Christian Kirksey forced fumble of QB Blake Bortles, recovered by CLE DL Myles Garrett	3	CLE 27	Punt
11/26	Arizona	ARI LB Josh Bynes forced fumble of RB Chris Ivory, recovered by LB Karllos Dansby	2	ARI 34	FG
		ARI S Tyrann Mathieu INT from QB Blake Bortles	4	ARI 38	Punt
12/10	Seattle	SEA LB Terence Garvin forced fumble of RB Corey Grant (kickoff return), recovered by SEA FS Tedric Thompson	3	JAX 25	TD
12/24	San Francisco	S.F. CB Dontae Johnson INT from QB Blake Bortles, returned 50 yards for TD	2	JAX 44	TD
		S.F. CB K'Waun Williams INT from QB Blake Bortles, returned 27 yards	3	JAX 35	TD
		S.F. CB Ahkello Witherspoon INT from QB Blake Bortles, returned 23 yards	4	JAX 25	TD
12/31	Tennessee	TEN TE Phillip Supernaw recovers WR Jaydon Mickens' muffed punt	2	TEN 29	FG
		TEN CB Adoree Jackson forced fumble of WR Keelan Cole, recovered by TEN LB Jayon Brown	2	JAX 26	FG
		TEN S Kevin Byard INT from QB Blake Bortles, returned 29 yards	4	TEN 49	Fumble
		TEN S Kevin Byard INT from QB Blake Bortles, returned 1 yard	4	JAX 18	End of game

2017 LONG PLAYS

RUSHES OF 15+ YARDS (27)

9/10 at HOU

RB **Chris Ivory** for 17 yards in first quarter
RB **Leonard Fournette** for 17 yards in fourth quarter
QB **Blake Bortles** for 15 yards in third quarter

9/17 vs. TEN

LB **Leonard Fournette** for 18 yards in second quarter

9/24 vs. BAL

RB **Corey Grant** for 58 yards in third quarter
RB **Leonard Fournette** for 15 yards in first quarter

10/1 at NYJ

QB **Blake Bortles** for 27 yards in third quarter

10/8 at PIT

RB **Chris Ivory** for 19 yards in fourth quarter
RB **Leonard Fournette** for 90 yards (TD) in fourth quarter

10/15 vs. LAR

RB **Leonard Fournette** for 75 yards (TD) in first quarter

10/22 at IND

RB **T.J. Yeldon** for 58 yards (TD) in third quarter
RB **T.J. Yeldon** for 21 yards in fourth quarter

11/5 vs. CIN

RB **T.J. Yeldon** for 15 yards in fourth quarter

11/12 vs. LAC

RB **Corey Grant** for 56 yards (TD) in first quarter

11/19 at CLE

RB **Leonard Fournette** for 29 yards in first quarter

11/26 at ARI

QB **Blake Bortles** for 28 yards in third quarter
QB **Blake Bortles** for 17 yards (TD) in fourth quarter

12/3 vs. IND

QB **Blake Bortles** for 20 yards in third quarter
RB **Leonard Fournette** for 24 yards in fourth quarter

12/10 vs. SEA

RB **Chris Ivory** for 34 yards in first quarter
RB **Leonard Fournette** for 15 yards in third quarter

12/17 vs. HOU

RB **Corey Grant** for 20 yards in fourth quarter

1/7 vs. BUF

QB **Blake Bortles** for 20 yards in second quarter
QB **Blake Bortles** for 19 yards in fourth quarter
RB **Leonard Fournette** for 16 yards in third quarter

1/14 at PIT

RB **Leonard Fournette** for 18 yards (TD) in first quarter
QB **Blake Bortles** for 16 yards in second quarter

PASSES OF 20+ YARDS (43)

9/10 at HOU

QB **Blake Bortles** to WR **Allen Hurns** for 20 yards in first quarter

9/17 vs. TEN

QB **Blake Bortles** to RB **Chris Ivory** for 29 yards in fourth quarter
QB **Blake Bortles** to WR **Allen Hurns** for 20 yards in fourth quarter

9/24 vs. BAL

QB **Blake Bortles** to WR **Marqise Lee** for 35 yards in first quarter
QB **Blake Bortles** to TE **Marcedes Lewis** for 30 yards (TD) in third quarter

10/1 at NYJ

QB **Blake Bortles** to RB **Leonard Fournette** for 28 yards in second quarter

10/8 at PIT

QB **Blake Bortles** to WR **Marqise Lee** for 31 yards

10/15 vs. LAR

QB **Blake Bortles** to RB **Chris Ivory** for 22 yards (TD) in first quarter
QB **Blake Bortles** to WR **Marqise Lee** for 21 yards in second quarter

10/22 at IND

QB **Blake Bortles** to WR **Keelan Cole** for 52 yards in first quarter
QB **Blake Bortles** to WR **Allen Hurns** for 50 yards in second quarter
QB **Blake Bortles** to WR **Marqise Lee** for 45 yards in second quarter
QB **Blake Bortles** to RB **Corey Grant** for 28 yards in second quarter
QB **Blake Bortles** to TE **Marcedes Lewis** for 24 yards in first quarter
QB **Blake Bortles** to WR **Allen Hurns** for 20 yards in second quarter

11/5 vs. CIN

QB **Blake Bortles** to TE **Marcedes Lewis** for 37 yards in first quarter

11/12 vs. LAC

QB **Blake Bortles** to WR **Allen Hurns** for 30 yards in first quarter
QB **Blake Bortles** to WR **Keelan Cole** for 36 yards in third quarter
QB **Blake Bortles** to TE **Marcedes Lewis** for 21 yards in third quarter

11/19 at CLE

QB **Blake Bortles** to WR **Dede Westbrook** for 28 yards in second quarter

11/26 at ARI

QB **Blake Bortles** to WR **Keelan Cole** for 24 yards in third quarter

12/3 vs. IND

P **Brad Nortman** to TE **James O'Shaughnessy** for 29 yards (punt formation) in first quarter
QB **Blake Bortles** to WR **Marqise Lee** for 22 yards in first quarter
QB **Blake Bortles** to WR **Dede Westbrook** for 22 yards in first quarter
QB **Blake Bortles** to WR **Dede Westbrook** for 21 yards in third quarter
QB **Blake Bortles** to WR **Keelan Cole** for 32 yards in third quarter

12/10 vs. SEA

QB **Blake Bortles** to WR **Dede Westbrook** for 23 yards in second quarter
QB **Blake Bortles** to WR **Keelan Cole** for 75 yards (TD) in third quarter
QB **Blake Bortles** to WR **Dede Westbrook** for 29 yards in fourth quarter

12/17 vs. HOU

QB **Blake Bortles** to WR **Keelan Cole** for 42 yards in first quarter
QB **Blake Bortles** to WR **Keelan Cole** for 31 yards in second quarter
QB **Blake Bortles** to WR **Jaydon Mickens** for 41 yards in second quarter
QB **Blake Bortles** to WR **Keelan Cole** for 73 yards in third quarter

12/24 at S.F.

QB **Blake Bortles** to TE **Marcedes Lewis** for 22 yards in second quarter
QB **Blake Bortles** to WR **Keelan Cole** for 24 yards in second quarter
QB **Blake Bortles** to RB **T.J. Yeldon** for 20 yards in second quarter
QB **Blake Bortles** to WR **Keelan Cole** for 32 yards in third quarter
QB **Blake Bortles** to WR **Dede Westbrook** for 23 yards in fourth quarter

12/31 at TEN

QB **Blake Bortles** to RB **Leonard Fournette** for 23 yards in second quarter

1/7 vs. BUF

QB **Blake Bortles** to WR **Dede Westbrook** for 20 yards in third quarter

1/14 at PIT

QB **Blake Bortles** to TE **Ben Koyack** for 21 yards in first quarter
QB **Blake Bortles** to WR **Keelan Cole** for 45 yards in fourth quarter
QB **Blake Bortles** to RB **T.J. Yeldon** for 40 yards in fourth quarter

INT RETURNS OF 10+ YARDS (7)

9/10 at HOU

FS **Tashaun Gipson** return for 67 yards in fourth quarter

9/24 vs. BAL

CB **A.J. Bouye** return for 19 yards in second quarter

10/8 at PIT

LB **Telvin Smith** return for 28 yards for a TD in third quarter
SS **Barry Church** return for 51 yards for a TD in third quarter

11/12 vs. LAC

CB **A.J. Bouye** return for 51 yards in OT

11/19 at CLE

LB **Telvin Smith** return for 26 yards in first quarter

12/3 vs. IND

CB **Jalen Ramsey** return for 18 yards in second quarter

FUMBLE RETURNS OF 20+ YARDS (5)

9/10 at HOU

DE **Dante Fowler Jr.** for 53 yards and a TD (forced by DE **Yannick Ngakoué**) in second quarter

9/24 vs. BAL

LB **Telvin Smith** for 52 yards (forced by DE **Calais Campbell**) in third quarter

10/1 at NYJ

LB **Myles Jack** for 81 yards and a TD (backward pass) in fourth quarter

12/31 at TEN

DE **Yannick Ngakoué** for 67 yards and a TD in fourth quarter

1/14 at PIT

LB **Telvin Smith** for 50 yards and a TD in second quarter

LONG TDs OF 15+ YARDS (13)

9/24 vs. BAL

QB **Blake Bortles** to TE **Marcedes Lewis** for 17 yards in first quarter
QB **Blake Bortles** to TE **Marcedes Lewis** for 30 yards in third quarter

10/8 at PIT

RB **Leonard Fournette** rush for 90 yards in fourth quarter

10/15 vs. LAR

RB **Leonard Fournette** rush for 75 yards in first quarter
QB **Blake Bortles** to RB **Chris Ivory** for 22 yards in first quarter

10/22 at IND

RB **T.J. Yeldon** rush for 58 yards (TD) in third quarter

11/5 vs. CIN

WR **Jaydon Mickens** punt return for 63 yards in fourth quarter

11/12 vs. LAC

RB **Corey Grant** rush for 56 yards in first quarter

11/26 at ARI

QB **Blake Bortles** rush for 17 yards in fourth quarter

12/10 vs. SEA

QB **Blake Bortles** to WR **Dede Westbrook** for 18 yards in third quarter
QB **Blake Bortles** to WR **Keelan Cole** for 75 yards in third quarter

1/14 at PIT

RB **Leonard Fournette** rush for 18 yards in first quarter
LB **Telvin Smith** fumble return for 50 yards in second quarter

FIELD GOALS OF 40+ YARDS (13)

9/10 at HOU

K **Jason Myers** for 42 yards in first quarter

9/17 vs. TEN

K **Jason Myers** for 43 yards in first quarter

9/24 vs. BAL

K **Jason Myers** for 45 yards in second quarter

10/8 at PIT

K **Jason Myers** for 47 yards in fourth quarter

10/15 vs. LAR

K **Jason Myers** for 41 yards in third quarter

10/22 at IND

K **Josh Lambo** for 42 yards in second quarter

11/5 vs. CIN

K **Josh Lambo** for 56 yards in second quarter

11/26 at ARI

K **Josh Lambo** for 43 yards in second quarter

12/10 vs. SEA

K **Josh Lambo** for 51 yards in fourth quarter

12/24 at S.F.

K **Josh Lambo** for 45 yards in third quarter

12/31 at TEN

K **Josh Lambo** for 41 yards in second quarter

1/7 vs. BUF

K **Josh Lambo** for 44 yards in second quarter

1/14 at PIT

K **Josh Lambo** for 45 yards in fourth quarter

2017 RED ZONE EFFICIENCY

at Houston (9/10)

	1st	2nd	3rd	4th	OT	Total	TDs	FGs	PTs
Offense	0-0	1-2	1-1	0-1	-	2-4	2	2	19
Defense	0-0	0-0	1-1	0-1	-	1-2	1	0	7

vs. Tennessee (9/17)

	1st	2nd	3rd	4th	OT	Total	TDs	FGs	PTs
Offense	0-0	0-0	0-0	2-2	-	2-2	2	0	13
Defense	0-0	0-0	2-3	1-1	-	3-4	3	1	24

vs. Baltimore (9/24)

	1st	2nd	3rd	4th	OT	Total	TDs	FGs	PTs
Offense	1-2	1-2	1-1	1-1	-	4-6	4	2	34
Defense	0-0	0-0	0-0	1-1	-	1-1	1	0	7

at N.Y. Jets (10/1)

	1st	2nd	3rd	4th	OT	Total	TDs	FGs	PTs
Offense	1-1	0-1	0-0	0-1	0-0	1-3	1	2	13
Defense	0-0	0-0	0-1	0-1	0-0	0-2	0	1	3

at Pittsburgh (10/8)

	1st	2nd	3rd	4th	OT	Total	TDs	FGs	PTs
Offense	0-0	1-1	0-0	0-0	-	1-1	1	0	7
Defense	0-1	0-1	0-1	0-0	-	0-3	0	3	9

vs. L.A. Rams (10/15)

	1st	2nd	3rd	4th	OT	Total	TDs	FGs	PTs
Offense	0-0	0-0	0-1	0-0	--	0-1	0	1	3
Defense	1-1	0-0	0-0	0-1	--	1-2	1	1	10

at Indianapolis (10/22)

	1st	2nd	3rd	4th	OT	Total	TDs	FGs	PTs
Offense	2-2	1-2	0-0	0-0	--	2-3	2	1	17
Defense	0-0	0-0	0-1	0-0	--	0-1	0	0	0

vs. Cincinnati (11/5)

	1st	2nd	3rd	4th	OT	Total	TDs	FGs	PTs
Offense	0-0	1-1	0-0	0-0	--	1-1	1	0	7
Defense	0-1	1-1	0-1	0-1	--	1-4	1	2	13

vs. L.A. Chargers (11/12)

	1st	2nd	3rd	4th	OT	Total	TDs	FGs	PTs
Offense	0-0	0-0	1-1	0-1	0-1	1-3	1	2	14
Defense	0-0	0-0	0-0	0-0	0-0	0-0	0	0	0

at Cleveland (11/19)

	1st	2nd	3rd	4th	OT	Total	TDs	FGs	PTs
Offense	1-1	0-0	0-0	0-0	--	1-1	1	0	6
Defense	0-0	0-0	0-0	0-0	--	0-0	0	0	0

at Arizona (11/26)

	1st	2nd	3rd	4th	OT	Total	TDs	FGs	PTs
Offense	0-0	0-0	1-1	1-1	--	2-2	2	0	14
Defense	0-1	0-0	0-0	0-0	--	0-1	0	1	3

vs. Indianapolis (12/3)

	1st	2nd	3rd	4th	OT	Total	TDs	FGs	PTs
Offense	1-1	1-2	2-2	0-0	--	3-5	3	2	27
Defense	0-0	0-1	0-0	0-1	--	0-2	0	1	3

vs. Seattle (12/10)

	1st	2nd	3rd	4th	OT	Total	TDs	FGs	PTs
Offense	0-0	0-0	2-2	0-2	--	2-4	2	1	17
Defense	0-0	0-0	0-1	0-0	--	0-1	0	1	3

vs. Houston (12/17)

	1st	2nd	3rd	4th	OT	Total	TDs	FGs	PTs
Offense	1-1	3-3	1-1	1-1	--	6-6	6	0	42
Defense	0-0	0-0	0-0	0-0	--	0-0	0	0	0

at San Francisco (12/24)

	1st	2nd	3rd	4th	OT	Total	TDs	FGs	PTs
Offense	0-0	2-2	0-0	2-2	--	4-4	4	0	29
Defense	1-2	0-1	1-1	2-2	--	4-6	4	0	31

at Tennessee (12/31)

	1st	2nd	3rd	4th	OT	Total	TDs	FGs	PTs
Offense	0-0	0-1	0-0	0-0	--	0-1	0	1	3
Defense	0-0	0-1	0-1	0-0	--	0-2	0	2	6

vs. Buffalo (1/7)

	1st	2nd	3rd	4th	OT	Total	TDs	FGs	PTs
Offense	0-0	0-0	1-1	0-0	--	1-1	1	0	7
Defense	0-0	0-1	0-0	0-0	--	0-1	0	1	3

at Pittsburgh (1/14)

	1st	2nd	3rd	4th	OT	Total	TDs	FGs	PTs
Offense	2-2	1-1	0-0	2-2	--	5-5	5	0	35
Defense	0-0	0-0	1-1	2-2	--	3-3	3	1	21

PLAYS OF 30+ YARDS - LAST 10 SEASONS

2017

1. 62 Corey Grant run
 2. 35 Blake Bortles to Marqise Lee
 3. 30 Blake Bortles to Mercedes Lewis
 4. 31 Blake Bortles to Marqise Lee
 5. 90 Leonard Fournette run
 6. 75 Leonard Fournette run
 7. 58 T.J. Yeldon run
 8. 52 Blake Bortles to Keelan Cole
 9. 50 Blake Bortles to Allen Hurms
 10. 45 Blake Bortles to Marqise Lee
 11. 37 Blake Bortles to Mercedes Lewis
 12. 34 Blake Bortles to Marqise Lee
 13. 56 Corey Grant run (fake punt)
 14. 36 Blake Bortles to Keelan Cole
 15. 30 Blake Bortles to Allen Hurms
 16. 32 Blake Bortles to Keelan Cole
 17. 34 Chris Ivory run
 18. 75 Blake Bortles to Keelan Cole
 19. 42 Blake Bortles to Keelan Cole
 20. 31 Blake Bortles to Keelan Cole
 21. 41 Blake Bortles to Jaydon Mickens
 22. 73 Blake Bortles to Keelan Cole
 23. 32 Blake Bortles to Keelan Cole
 24. 45 **Blake Bortles to Keelan Cole**
 25. 40 **Blake Bortles to T.J. Yeldon**

2016

1. 37 Blake Bortles to Mercedes Lewis
 2. 30 Blake Bortles to Allen Hurms
 3. 38 Blake Bortles to Allen Hurms
 4. 35 Blake Bortles to Allen Robinson
 5. 42t Blake Bortles to Allen Hurms
 6. 51t Blake Bortles to Arrelious Benn
 7. 42 Chris Ivory run
 8. 39 Blake Bortles to Arrelious Benn
 9. 38 Blake Bortles to Marqise Lee
 10. 31 Blake Bortles to Allen Hurms
 11. 51 Blake Bortles to Marqise Lee
 12. 42 Chris Ivory run
 13. 39 Blake Bortles to Marqise Lee
 14. 34 Blake Bortles to Marqise Lee
 15. 37 Blake Bortles to Allen Robinson
 16. 37 Blake Bortles to Chris Ivory
 17. 57 Corey Grant run
 18. 42 Blake Bortles to Allen Robinson

2015

1. 36 Blake Bortles to Allen Robinson
 2. 52t Blake Bortles to Allen Robinson
 3. 46 Blake Bortles to Allen Robinson
 4. 37 Blake Bortles to Allen Robinson
 5. 59t Blake Bortles to Allen Hurms
 6. 48 Blake Bortles to Allen Robinson
 7. 36 T.J. Yeldon run
 8. 59 Blake Bortles to Allen Hurms
 9. 31 Blake Bortles to Allen Hurms
 10. 45 T.J. Yeldon run
 11. 44 Blake Bortles to Allen Robinson
 12. 33 Blake Bortles to Allen Robinson
 13. 30t Blake Bortles to Allen Hurms
 14. 31 Blake Bortles to Bryan Walters
 15. 38 Blake Bortles to Allen Robinson
 16. 34 Blake Bortles to Julius Thomas
 17. 31 Blake Bortles to Allen Robinson
 18. 44 Blake Bortles to Allen Robinson
 19. 67 Blake Bortles to T.J. Yeldon
 20. 30 Blake Bortles to Julius Thomas
 21. 80t Blake Bortles to Allen Hurms
 22. 31 Denard Robinson run
 23. 30 Blake Bortles to Marqise Lee
 24. 37 Blake Bortles to Allen Robinson
 25. 90t Blake Bortles to Allen Robinson
 26. 36 Blake Bortles to Allen Robinson
 27. 45 Blake Bortles to Mercedes Lewis

2014

1. 34t Chad Henne to Allen Hurms
 2. 46 Chad Henne to Allen Hurms
 3. 63t Chad Henne to Mercedes Lewis
 4. 54 Chad Henne to Allen Robinson
 5. 63t Blake Bortles to Allen Hurms
 6. 44 Blake Bortles to Allen Hurms
 7. 30 Blake Bortles to Clay Harbor
 8. 59 Blake Bortles to Clay Harbor
 9. 31t Blake Bortles to Allen Robinson
 10. 41 Denard Robinson run
 11. 32 Blake Bortles run
 12. 48t Blake Bortles to Allen Robinson
 13. 39 Denard Robinson run
 14. 40t Blake Bortles to Allen Hurms
 15. 32t Denard Robinson run
 16. 53 Blake Bortles to Cecil Shorts III
 17. 32 Blake Bortles to Cecil Shorts III
 18. 31 Blake Bortles to Allen Robinson
 19. 37 Blake Bortles to Marqise Lee
 20. 30 Blake Bortles to Marqise Lee
 21. 31 Blake Bortles to Marqise Lee
 22. 35 Blake Bortles to Mercedes Lewis
 23. 30 Blake Bortles to Cecil Shorts III
 24. 33 Blake Bortles to Marqise Lee
 25. 34 Blake Bortles to Marqise Lee
 26. 62t Jordan Todman run

2013

1. 30 Chad Henne to Ace Sanders
 2. 59 Chad Henne to Cecil Shorts III
 3. 31 Blaine Gabbert to Clay Harbor
 4. 67 Blaine Gabbert to J. Blackmon
 5. 39 Chad Henne to J. Blackmon

9-24-17 vs. Baltimore
 9-24-17 vs. Baltimore
 9-24-17 vs. Baltimore
 10-8-17 at Pittsburgh
 10-8-17 at Pittsburgh
 10-15-17 vs. L.A. Rams
 10-22-17 at Indianapolis
 10-22-17 at Indianapolis
 10-22-17 at Indianapolis
 10-22-17 at Indianapolis
 11-5-17 vs. Cincinnati
 11-5-17 vs. Cincinnati
 11-12-17 vs. L.A. Chargers
 11-12-17 vs. L.A. Chargers
 11-12-17 vs. L.A. Chargers
 12-3-17 vs. Indianapolis
 12-10-17 vs. Seattle
 12-10-17 vs. Seattle
 12-17-17 vs. Houston
 12-17-17 vs. Houston
 12-17-17 vs. Houston
 12-17-17 vs. Houston
 12-24-17 at San Francisco
 1-14-17 at Pittsburgh
 1-14-17 at Pittsburgh

9-11-16 vs. Green Bay
 9-11-16 vs. Green Bay
 9-11-16 vs. Green Bay
 9-18-16 at San Diego
 10-2-16 vs. Indianapolis
 10-16-16 at Chicago
 10-23-16 vs. Oakland
 10-23-16 vs. Oakland
 10-23-16 vs. Oakland
 10-27-16 at Tennessee
 11-6-16 at Kansas City
 11-6-16 at Kansas City
 12-11-16 vs. Minnesota
 12-11-16 vs. Minnesota
 12-24-16 vs. Tennessee
 12-24-16 vs. Tennessee
 1-1-17 at Indianapolis
 1-1-17 at Indianapolis

9-20-15 vs. Miami
 9-20-15 vs. Miami
 9-20-15 vs. Miami
 9-27-15 at New England
 9-27-15 at New England
 10-4-15 at Indianapolis
 10-4-15 at Indianapolis
 10-11-15 at Tampa Bay
 10-25-15 vs. Buffalo
 11-8-15 at New York Jets
 11-8-15 at New York Jets
 11-8-15 at New York Jets
 11-8-15 at New York Jets
 11-19-15 vs. Tennessee
 11-19-15 vs. Tennessee
 11-29-15 vs. San Diego
 12-6-15 at Tennessee
 12-6-15 at Tennessee
 12-6-15 at Tennessee
 12-13-15 vs. Indianapolis
 12-13-15 vs. Indianapolis
 12-13-15 vs. Indianapolis
 12-20-15 vs. Atlanta
 12-27-15 at New Orleans
 12-27-15 at New Orleans
 1-3-16 at Houston
 1-3-16 at Houston

9-7-14 at Philadelphia
 9-7-14 at Philadelphia
 9-14-14 at Washington
 9-14-14 at Washington
 9-21-14 vs. Indianapolis
 9-28-14 at San Diego
 9-28-14 at San Diego
 10-12-14 at Tennessee
 10-19-14 vs. Cleveland
 10-26-14 vs. Miami
 10-26-14 vs. Miami
 10-26-14 vs. Miami
 11-2-14 at Cincinnati
 11-2-14 at Cincinnati
 11-9-14 vs. Dallas
 11-9-14 vs. Dallas
 11-9-14 vs. Dallas
 11-9-14 vs. Dallas
 11-23-14 at Indianapolis
 11-30-14 vs. New York Giants
 12-7-14 vs. Houston
 12-7-14 vs. Houston
 12-14-14 at Baltimore
 12-18-14 vs. Tennessee
 12-18-14 vs. Tennessee
 12-18-14 vs. Tennessee

6. 43 Chad Henne to Mike Brown
 7. 32 Chad Henne to Mike Brown
 8. 31 Chad Henne to Mike Brown
 9. 30 Maurice Jones-Drew run
 10. 62 Chad Henne to Danny Noble
 11. 51 Chad Henne to Ace Sanders
 12. 44 Maurice Jones-Drew run
 13. 48 Maurice Jones-Drew run
 14. 41 Chad Henne to M. Lewis
 15. 33 Jordan Todman run
 16. 30 Chad Henne to Jordan Todman
 17. 30 Chad Henne to M. Lewis
 18. 36 Chad Henne to M. Lewis

2012

1. 39t Blaine Gabbert to Cecil Shorts III
 2. 32 Blaine Gabbert to Laurent Robinson
 3. 59t Maurice Jones-Drew run
 4. 80t Blaine Gabbert to Cecil Shorts III
 5. 34 Blaine Gabbert to Cecil Shorts III
 6. 42t Blaine Gabbert to Cecil Shorts III
 7. 36 Blaine Gabbert to Justin Blackmon
 8. 35 Blaine Gabbert to Cecil Shorts III
 9. 52 Blaine Gabbert to Cecil Shorts III
 10. 63 Chad Henne to Justin Blackmon
 11. 67t Chad Henne to Cecil Shorts III
 12. 39 Chad Henne to Justin Blackmon
 13. 81t Chad Henne to Justin Blackmon
 14. 59t Chad Henne to Cecil Shorts III
 15. 32t Montell Owens run
 16. 38 Chad Henne to Justin Blackmon
 17. 30 Chad Henne to Cecil Shorts III
 18. 36 Chad Henne to Jordan Shipley
 19. 53 Chad Henne to Montell Owens
 20. 30t Chad Henne to Justin Blackmon

10-20-13 vs. San Diego
 10-20-13 vs. San Diego
 10-20-13 vs. San Diego
 10-27-13 vs. San Francisco (London)
 11-17-13 vs. Arizona
 11-24-13 at Houston
 11-24-13 at Houston
 12-5-13 vs. Houston
 12-5-13 vs. Houston
 12-15-13 vs. Buffalo
 12-15-13 vs. Buffalo
 12-22-13 vs. Tennessee
 12-29-13 at Indianapolis

9-9-12 at Minnesota
 9-16-12 vs. Houston
 9-23-12 at Indianapolis
 9-23-12 at Indianapolis
 10-7-12 vs. Chicago
 10-21-12 at Oakland
 10-28-12 at Green Bay
 10-28-12 at Green Bay
 11-8-12 vs. Indianapolis
 11-18-12 at Houston
 11-18-12 at Houston
 11-18-12 at Houston
 11-18-12 at Houston
 11-25-12 vs. Tennessee
 12-9-12 vs. New York Jets
 12-16-12 at Miami
 12-16-12 at Miami
 12-23-12 vs. New England
 12-23-12 vs. New England
 12-30-12 at Tennessee

2011

1. 39 Maurice Jones-Drew run
 2. 36t Blaine Gabbert to Mike Thomas
 3. 47 Blaine Gabbert to Mike Thomas
 4. 41 Maurice Jones-Drew run
 5. 74t Blaine Gabbert to Jason Hill
 6. 31 Blaine Gabbert to Maurice Jones-Drew
 7. 48 Blaine Gabbert to Maurice Jones-Drew
 8. 62 Blaine Gabbert to Mercedes Lewis
 9. 43 Maurice Jones-Drew run
 10. 56 Maurice Jones-Drew run

9-25-11 at Carolina
 9-25-11 at Carolina
 10-2-11 vs. New Orleans
 10-2-11 vs. New Orleans
 10-9-11 vs. Cincinnati
 11-27-11 vs. Houston
 12-5-11 vs. San Diego
 12-11-11 vs. Tampa Bay
 12-15-11 at Atlanta
 1-1-12 vs. Indianapolis

2010

1. 33 Mike Thomas run
 2. 42t David Garrard to Mercedes Lewis
 3. 39 David Garrard to Mike Sims-Walker
 4. 52t David Garrard to Zach Miller
 5. 50t David Garrard to Mike Thomas
 6. 75 David Garrard to Maurice-Jones-Drew
 7. 37 Maurice Jones-Drew run
 8. 48t David Garrard to Jason Hill
 9. 74t Rashad Jennings run
 10. 30t Maurice Jones-Drew run
 11. 39 David Garrard to Mike Thomas
 12. 31 David Garrard to Mike Sims-Walker
 13. 37 David Garrard to Jason Hill
 14. 44 Trent Edwards to Jason Hill

10-10-10 at Buffalo
 10-31-10 at Dallas
 10-31-10 at Dallas
 11-14-10 vs. Houston
 11-14-10 vs. Houston
 11-21-10 vs. Cleveland
 12-5-10 at Tennessee
 12-12-10 vs. Oakland
 12-12-10 vs. Oakland
 12-12-10 vs. Oakland
 12-18-10 at Indianapolis
 12-26-10 vs. Washington
 12-26-10 vs. Washington
 1-2-11 at Houston

2009

1. 36 Maurice Jones-Drew run
 2. 34 David Garrard to Mike Sims-Walker
 3. 30 David Garrard run
 4. 61t Maurice Jones-Drew run
 5. 33t David Garrard to Mercedes Lewis
 6. 41 David Garrard to Torry Holt
 7. 35 David Garrard to Mike Sims-Walker
 8. 80t Maurice Jones-Drew run
 9. 79t Maurice Jones-Drew run
 10. 33 David Garrard to Jarett Dillard
 11. 61t David Garrard to Mike Sims-Walker
 12. 45 David Garrard to Mike Sims-Walker
 13. 33t Maurice Jones-Drew run
 14. 33 David Garrard to Mercedes Lewis
 15. 35 David Garrard to Mercedes Lewis
 16. 30 David Garrard to Ernest Wilford
 17. 47 David Garrard to Mercedes Lewis
 18. 35t David Garrard to Nate Hughes
 19. 62 David Garrard to Zach Miller
 20. 63 David Garrard to Torry Holt
 21. 30 Maurice Jones-Drew run

9-20-09 vs. Arizona
 9-20-09 vs. Arizona
 9-28-09 at Houston
 9-28-09 at Houston
 10-4-09 vs. Tennessee
 10-18-09 vs. St. Louis
 10-18-09 vs. St. Louis
 11-1-09 at Tennessee
 11-1-09 at Tennessee
 11-8-09 vs. Kansas City
 11-8-09 vs. Kansas City
 11-8-09 vs. Kansas City
 11-15-09 at New York Jets
 11-15-09 at New York Jets
 11-22-09 vs. Buffalo
 11-29-09 at San Francisco
 12-6-09 vs. Houston
 12-6-09 vs. Houston
 12-6-09 vs. Houston
 12-13-09 vs. Miami
 1-3-10 at Cleveland

2008

1. 33 David Garrard to Matt Jones
 2. 34 Fred Taylor run
 3. 41t Montell Owens run
 4. 32 David Garrard to Mike Walker
 5. 46t Maurice Jones-Drew run
 6. 30t David Garrard to Mercedes Lewis
 7. 32 David Garrard to Reggie Williams
 8. 35 David Garrard to Matt Jones
 9. 31 David Garrard to Jerry Porter
 10. 30 David Garrard to Reggie Williams
 11. 33 David Garrard to Jerry Porter
 12. 41 David Garrard to Dennis Northcutt
 13. 35 David Garrard to Dennis Northcutt
 14. 30t David Garrard to Dennis Northcutt

9-7-08 at Tennessee
 9-21-08 at Indianapolis
 9-28-08 vs. Houston
 10-5-08 vs. Pittsburgh
 10-12-08 at Denver
 10-12-08 at Denver
 10-26-08 vs. Cleveland
 10-26-08 vs. Cleveland
 11-2-08 at Cincinnati
 11-23-08 vs. Minnesota
 12-1-08 at Houston
 12-14-08 vs. Green Bay
 12-14-08 vs. Green Bay
 12-14-08 vs. Green Bay

Bold indicates Playoffs

2017 DRIVE CHART

Week 1 – Sept. 10 at Houston Texans

JAX	Start	Plys	Yds	End	Deep	Result	HOU	Start	Plys	Yds	End	Deep	Result
1.	<u>J25</u>	8	51	H24	H24	Field goal	1.	H25	3	-6	H19	H26	Punt
2.	J38	3	5	J43	J43	Punt	2.	H20	9	29	H49	50	Punt
3.	<u>J16</u>	10	77	H 7	H 7*#	Field goal	3.	H25	3	3	H28	H30	Punt
4.	J25	3	8	J33	J33	Punt	4.	H33	3	-3	H30	H37	Punt
5.	J19	3	3	J22	J23	Punt	5.	H38	3	15	J44	J44	Fumble
6.	<u>J47</u>	9	53	EZ	H 1*#	Touchdown	6.	H25	5	28	J37	J31	Fumble (TD on ret)
7.	<u>J25</u>	10	75	EZ	H 1*#	Touchdown	7.	H25	2	13	H32	H32	End of half
8.	J41	9	38	H21	H21	Missed field goal	8.	<u>H25</u>	14	75	EZ	J 4*#	Touchdown
9.	J25	3	4	J29	J29	Punt	9.	H25	11	34	J35	J35	Fumble
10.	<u>H27</u>	4	7	H20	H20	Field goal	10.	H29	5	13	H42	H42	Punt
11.	H14	2	-2	H15	H14	End of game	11.	H37	7	43	J20	J10*#	Interception
							12.	H11	4	3	H16	H19	Failed 4 th down

Week 2 – Sept. 17 vs. Tennessee Titans

JAX	Start	Plys	Yds	End	Deep	Result	TEN	Start	Plys	Yds	End	Deep	Result
1.	<u>J24</u>	21	51	T25	T25	Field goal	1.	T25	3	3	T28	T28	Punt
2.	J25	3	4	J29	J29	Punt	2.	<u>T25</u>	11	53	J22	J22	Field goal
3.	J29	3	4	J33	J33	Punt	3.	T28	3	1	T29	T33	Punt
4.	J41	5	-2	J46	T48	Fumble	4.	T14	3	4	T18	T18	Punt
5.	<u>J16</u>	10	42	T42	T27	Interception	5.	J39	3	15	J24	J24	Interception
6.	J25	3	4	J29	J29	Interception	6.	<u>T39</u>	10	38	J23	J23	Field goal
7.	J25	3	-4	J21	J25	Punt	7.	<u>J39</u>	10	31	J 8	J 8*#	Field goal
8.	J 9	4	-3	J 6	J21	Punt	8.	<u>J34</u>	2	34	EZ	J17*	Touchdown
9.	J15	7	22	J37	J49	Punt	9.	<u>J49</u>	3	49	EZ	J 1*#	Touchdown
10.	<u>J25</u>	6	75	EZ	T 1*#	Touchdown	10.	<u>T14</u>	8	86	EZ	J32	Touchdown
11.	<u>J23</u>	6	77	EZ	T 7*	Touchdown	11.	<u>J25</u>	6	25	EZ	J 3*#	Touchdown
							12.	T20	5	16	T37	T37	End of game

Week 3 – Sept. 24 vs. Baltimore Ravens at Wembley Stadium

JAX	Start	Plys	Yds	End	Deep	Result	BAL	Start	Plys	Yds	End	Deep	Result
1.	<u>J37</u>	9	58	B 5	B 5*	Field goal	1.	B40	3	-1	B39	B44	Punt
2.	<u>J20</u>	7	80	EZ	B17*	Touchdown	2.	B25	3	8	B33	B33	Punt
3.	<u>J39</u>	10	34	B27	B27	Field goal	3.	B25	3	-8	B17	B25	Punt
4.	J21	3	5	J26	J26	Punt	4.	B25	3	4	B29	B29	Punt
5.	<u>B28</u>	8	28	EZ	B 5*#	Touchdown	5.	B20	1	0	B20	B20	Interception
6.	<u>J23</u>	9	66	B11	B11*	Field goal	6.	B25	5	13	B38	B38	Punt
7.	<u>J29</u>	1	-1	J29	J29	End of half	7.	<u>B25</u>	3	4	B29	B29	Punt
8.	J25	5	10	J35	J40	Punt	8.	B 5	3	11	B16	B16	Interception
9.	<u>B32</u>	2	32	EZ	B30	Touchdown	9.	B25	4	29	J45	J45	Fumble
10.	<u>B 2</u>	2	2	EZ	B 2*#	Touchdown	10.	B25	5	17	B42	B45	Punt
11.	<u>J15</u>	7	85	EZ	B 3*#	Touchdown	11.	B25	12	38	J40	J40	Failed 4 th down
12.	J37	3	3	J40	J40	Punt	12.	<u>B24</u>	9	76	EZ	J 6*	Touchdown
13.	J16	5	16	J33	J34	End of game							

Week 4 – Oct. 1 at New York Jets

JAX	Start	Plys	Yds	End	Deep	Result	NYJ	Start	Plys	Yds	End	Deep	Result
1.	<u>J39</u>	10	61	EZ	NY10*#	Touchdown	1.	NY25	3	4	NY29	NY29	Punt
2.	J15	8	31	J46	J46	Punt	2.	<u>NY25</u>	1	75	EZ	NY25	Touchdown
3.	<u>J13</u>	13	75	NY12	NY12*	Field goal	3.	NY13	10	42	J45	J35	Punt
4.	J25	3	0	J25	J25	Punt	4.	<u>NY31</u>	9	42	J27	J21	Field goal
5.	<u>J35</u>	1	-1	J35	J35	End of half	5.	<u>NY31</u>	6	42	J27	J22	Missed field goal
6.	J25	6	23	J48	NY48	Punt	6.	<u>NY18</u>	2	82	EZ	NY31	Touchdown
7.	J25	4	6	J31	J38	Punt	7.	NY 8	7	32	NY40	NY41	Punt
8.	J13	5	18	J31	J31	Interception	8.	<u>J 7</u>	4	-1	J 8	J 7*#	Field goal
9.	J25	6	41	NY34	NY29	Missed field goal	9.	NY42	4	39	J14	J14*	Fumble (ret.-TD)
10.	J20	3	9	J29	J29	Punt	10.	NY25	7	34	J41	J41	Punt
11.	<u>NY35</u>	8	31	NY 4	NY 4*#	Field goal	11.	NY20	5	14	NY34	NY34	Interception
12.	J25	5	21	J46	J46	Punt@	12.	<u>NY25</u>	3	6	NY39	NY39	End of half
13.	50	3	7	NY43	NY43	Punt@	13.	NY 3	3	7	NY10	NY10	Punt@
14.	J 3	3	-1	J 2	J 3	Punt@	14.	NY 9	5	16	NY25	NY25	Punt@
							15.	<u>J25</u>	4	2	J23	J23	Field goal@

Underlined = last drive of half; * = Inside the 20; # = Goal-to-go; @ = Overtime possession

2017 DRIVE CHART

Week 5 – Oct. 8 at Pittsburgh Steelers

JAX	Start	Plys	Yds	End	Deep	Result	PIT	Start	Plys	Yds	End	Deep	Result
1.	J25	3	5	J30	J30	Punt	1.	P28	7	61	J11	J 9*	Field goal
2.	J25	6	36	P39	P39	Punt	2.	P 4	11	42	P46	P46	Interception
3.	P47	8	47	EZ	P 2*#	Touchdown	3.	P18	4	20	P38	P38	Punt
4.	J 8	13	49	P43	P42	Punt	4.	P 5	6	14	P19	P19	Punt
5.	<u>P48</u>	2	3	P45	P345	Interception	5.	P39	6	45	J16	J16*	Field goal
6.	J25	3	0	J25	J28	Punt	6.	P25	14	73	J 2	J 2*#	Field goal
7.	J 4	13	67	P29	P29	Field goal	7.	P23	2	-1	P22	P23	Interception (ret.-TD)
8.	J44	3	9	P47	P47	Punt	8.	P25	6	9	P34	P41	Interception (ret.-TD)
9.	J 2	3	98	EZ	J10	Touchdown	9.	P25	9	20	P45	P49	Punt
							10.	P25	5	13	P38	P38	Interception
							11.	P14	7	54	J32	J28	Interception
							12.	P30	3	9	P36	P36	End of game

Week 6 – Oct. 15 vs. Los Angeles Rams

JAX	Start	Plys	Yds	End	Deep	Result	LAR	Start	Plys	Yds	End	Deep	Result
1.	J25	1	75	EZ	J25	Touchdown	1.	LA24	3	9	LA33	LA33	Punt
2.	J20	4	9	J29	J36	Punt	2.	J45	4	8	J37	J37	Field goal
3.	J25	4	75	EZ	LA22	Touchdown	3.	LA25	3	-9	LA16	LA25	Punt
4.	J31	3	0	J31	J31	Punt	4.	LA34	7	66	EZ	J 4*#	Touchdown
5.	J25	5	24	J49	50	Punt	5.	LA23	3	4	LA27	LA29	Punt
6.	J16	4	19	J35	J35	Punt	6.	LA12	5	22	LA34	LA34	Punt
7.	J22	3	5	J27	J27	Punt	7.	<u>LA26</u>	5	23	LA49	J46	Punt
8.	J18	3	1	J19	J19	Punt (blocked-TD)	8.	LA11	3	38	LA29	LA29	Fumble
9.	<u>J40</u>	7	24	LA36	LA36	Missed field goal	9.	LA25	8	28	J47	J40	Punt
10.	J25	6	28	LA47	LA47	Punt	10.	J45	3	-10	LA45	LA45	Punt
11.	J48	9	29	LA23	LA18*	Field goal	11.	LA32	12	57	J11	J10*	Field goal
12.	J15	10	54	LA31	LA28	Interception	12.	LA44	2	-2	LA43	LA44	End of game
13.	J19	3	7	J26	J26	Punt							
14.	J25	7	39	LA36	LA36	Missed field goal							

Week 7 – Oct. 22 at Indianapolis Colts

JAX	Start	Plys	Yds	End	Deep	Result	IND	Start	Plys	Yds	End	Deep	Result
1.	J25	12	75	EZ	I 1*#	Touchdown	1.	I25	5	4	I29	I29	Punt
2.	J30	4	70	EZ	I 5*#	Touchdown	2.	I23	8	29	J48	J38	Punt
3.	J 9	12	67	I24	I24	Field goal	3.	I18	3	8	I26	I26	Punt
4.	J19	8	66	I15	I15*	Field goal	4.	I25	6	19	I44	I44	Punt
5.	<u>J15</u>	5	60	I25	I25	Fumble	5.	<u>I48</u>	2	-8	I47	I48	End of half
6.	J14	5	41	J47	J47	Fumble	6.	I36	3	6	I42	I42	Punt
7.	J 9	6	91	EZ	J42	Touchdown	7.	I45	5	0	I45	J44	Punt
8.	J 6	3	8	J14	J14	Punt	8.	I25	9	69	J 6	J 6*	Failed 4 th down
9.	J30	3	9	J39	J39	Punt	9.	I25	3	-13	I12	I25	Punt
10.	J33	8	43	I24	I24	Failed 4 th down	10.	I15	14	52	J38	J38	Failed 4 th down
11.	J31	1	-1	J31	J31	End of game	11.	I23	9	46	J34	J34	Failed 4 th down

Week 9 – Nov. 5 vs. Cincinnati Bengals

JAX	Start	Plys	Yds	End	Deep	Result	CIN	Start	Plys	Yds	End	Deep	Result
1.	J25	10	50	C20	C20	Fumble	1.	C25	4	25	50	50	Punt
2.	J15	9	71	C14	C14*	Field goal	2.	C27	6	27	J46	J46	Punt
3.	J 4	15	96	EZ	C 3*#	Touchdown	3.	C20	5	80	EZ	J 7*#	Touchdown
4.	J25	11	37	C38	C38	Field goal	4.	<u>C21</u>	2	0	C22	C22	End of half
5.	J13	9	79	C 8	C 8*	Field goal	5.	C16	6	26	C42	J48	Punt
6.	J25	6	13	J38	J48	Punt	6.	C35	3	-15	C20	C35	Punt
7.	J32	6	21	C47	C47	Punt	7.	C10	3	1	C11	C11	Punt (ret.-TD)
8.	J30	15	63	C 6	C 1*#	Failed 4 th down	8.	C26	4	5	C31	C45	Punt
							9.	C15	3	0	C15	C15	Punt
							10.	C 7	1	-1	C 7	C 7	End of game

2017 DRIVE CHART

Week 10 – Nov. 12 vs. Los Angeles Chargers

JAX	Start	Plys	Yds	End	Deep	Result	LAC	Start	Plys	Yds	End	Deep	Result
1.	J20	5	40	LA40	LA40	Punt	1.	LA20	5	19	LA39	LA40	Punt
2.	J38	3	9	J47	J47	Punt	2.	LA 7	3	8	LA15	LA15	Punt
3.	J10	8	90	EZ	J44	Touchdown	3.	LA10	3	9	LA19	LA19	Punt
4.	J20	6	20	J40	J40	Punt	4.	LA19	10	45	J36	J36	Punt
5.	J28	3	-6	J22	J28	Punt	5.	LA20	3	0	LA20	LA20	Punt
6.	<u>J25</u>	2	8	J33	J33	End of half	6.	LA13	7	87	EZ	J28	Touchdown
7.	J25	3	2	J27	J27	Punt	7.	LA24	6	76	EZ	J20	Touchdown
8.	J25	5	40	LA35	LA35	Failed 4 th down	8.	LA35	5	10	LA45	LA45	Punt
9.	J16	11	84	EZ	LA 6*	Touchdown	9.	LA28	3	8	LA36	LA36	Punt
10.	J17	3	4	J21	J21	Punt	10.	LA23	7	45	J32	J32	Field goal
11.	J24	5	17	J41	J41	Punt	11.	LA34	3	9	LA43	LA43	Punt
12.	J21	4	18	J39	J44	Punt	12.	LA20	5	11	LA31	LA35	Punt
13.	J29	4	18	J47	J47	Interception	13.	LA42	1	-6	LA37	LA37	Fumble
14.	LA36	3	-1	LA37	LA22	Interception	14.	LA10	3	6	LA16	LA16	Punt
15.	J48	6	36	LA16	LA16*	Field goal	15.	<u>LA22</u>	1	-1	LA22	LA22	End of half
16.	J29	8	24	LA47	LA47	Punt@	16.	LA10	3	1	LA11	LA11	Interception@
17.	LA17	4	5	LA12	LA12*	Field goal@							

Week 11 – Nov. 19 at Cleveland Browns

JAX	Start	Plys	Yds	End	Deep	Result	CLE	Start	Plys	Yds	End	Deep	Result
1.	J10	7	24	J34	J41	Punt	1.	J48	3	3	J45	J42	Punt
2.	C33	4	33	EZ	C10*#	Touchdown	2.	C45	1	0	C45	C45	Interception
3.	J25	3	3	J28	J28	Punt	3.	C25	3	-3	C22	C32	Punt
4.	J33	8	47	C20	C20	Field goal	4.	C27	3	4	C31	C31	Punt
5.	J25	3	2	J27	J27	Punt	5.	C34	5	66	EZ	J27	Touchdown
6.	J19	6	29	J48	C49	Punt	6.	C40	3	0	C40	C40	Punt
7.	<u>J42</u>	13	35	C23	C22	Missed field goal	7.	C16	3	-1	C15	C16	Punt
8.	J25	3	7	J32	J32	Punt	8.	<u>C31</u>	1	-1	C31	C31	End of half
9.	J23	3	2	J25	J25	Punt (fumbled ret.)	9.	C26	6	17	C43	C43	Punt
10.	C31	3	2	C27	C27	Fumble	10.	C29	6	29	J42	J35	Punt
11.	J20	11	29	J49	C44	Punt	11.	C14	3	9	C23	C23	Punt
12.	J23	3	1	J24	J24	Punt	12.	C33	4	11	C44	C44	Interception
13.	J48	8	31	C21	C21	Field goal	13.	C22	7	34	J40	J40	Fumble
14.	J44	3	2	J46	J46	Punt	14.	C20	1	-20	C20	C20	Fumble (ret.-TD)
15.	J22	1	-1	J22	J22	End of game	15.	C42	6	36	J22	J22	Failed 4 th down

Week 12 – Nov. 26 at Arizona Cardinals

JAX	Start	Plys	Yds	End	Deep	Result	ARZ	Start	Plys	Yds	End	Deep	Result
1.	J25	3	-5	J20	J25	Punt	1.	A33	9	51	J16	J16*	Field goal
2.	J25	5	15	J40	J40	Punt	2.	A25	9	29	J46	J46	Punt
3.	J 4	9	56	A34	A34	Fumble	3.	A40	5	36	J24	J24	Field goal
4.	J25	3	-14	J11	J26	Punt	4.	J41	4	41	EZ	J29	Touchdown
5.	J25	3	15	J40	50	Punt	5.	A20	3	-5	A15	A21	Punt
6.	J44	8	31	A25	A22	Field goal	6.	<u>A26</u>	1	-1	A26	A26	End of half
7.	J25	7	75	EZ	A 1*#	Touchdown	7.	A25	8	45	J30	J30	Field goal
8.	J 7	3	8	J15	J15	Punt	8.	A25	5	25	50	50	Punt
9.	J20	3	0	J20	J20	Punt	9.	A45	3	0	A45	A45	Punt
10.	J17	4	31	J48	J48	Punt	10.	A30	4	14	A44	A44	Punt
11.	A38	4	38	EZ	A17*	Touchdown	11.	A15	3	-5	A15	A15	Fumble (ret.-TD)
12.	J42	4	20	A38	A38	Interception	12.	A25	6	75	EZ	A48	Touchdown
13.	J10	3	7	J17	J17	Punt	13.	A16	8	25	A41	A41	Interception
							14.	A41	3	9	50	50	Punt
							15.	A39	3	22	J39	J39	Field goal

Week 13 – Dec. 3 vs. Indianapolis Colts

JAX	Start	Plys	Yds	End	Deep	Result	IND	Start	Plys	Yds	End	Deep	Result
1.	J20	11	80	EZ	I 4*	Touchdown	1.	I25	6	19	I44	I44	Punt
2.	J31	11	57	I12	I12*	Field goal	2.	I22	6	-3	I19	I35	Punt
3.	J25	12	75	EZ	I 8*#	Touchdown	3.	I22	10	69	J 9	J 9*	Field goal
4.	J25	1	6	J25	J25	End of half	4.	<u>I30</u>	9	47	J23	J23	Interception
5.	J33	8	67	EZ	I 5*#	Touchdown	5.	I25	9	75	EZ	J40	Touchdown
6.	J14	11	81	I 5	I 5*#	Field goal	6.	I25	3	2	I27	I30	Punt
7.	J40	4	16	I44	I44	Punt	7.	I 4	3	6	I10	I13	Punt
8.	J42	3	8	50	50	Punt	8.	I14	4	31	I45	I45	Interception
9.	J48	6	31	I21	I21	Field goal	9.	I25	17	63	J12	J12*	End of game

Underlined = last drive of half; * = Inside the 20; # = Goal-to-go; @ = Overtime possession

2017 DRIVE CHART

Week 14 – Dec. 10 vs. Seattle Seahawks

JAX	Start	Plys	Yds	End	Deep	Result	SEA	Start	Plys	Yds	End	Deep	Result
1.	J14	3	9	J23	J23	Punt	1.	S33	7	29	J38	J38	Punt
2.	J 7	9	73	S20	S20	Field goal	2.	S25	3	-10	S15	S25	Punt
3.	J24	8	39	S37	S37	Punt	3.	S 9	6	17	S26	S27	Punt
4.	J 7	4	25	J32	J32	Punt	4.	S25	5	30	J45	J45	Interception
5.	J20	5	18	J38	J38	Punt	5.	<u>S21</u>	9	59	J20	J20	Missed field goal
6.	J28	1	-1	J28	J28	End of half	6.	S25	2	-10	S15	S25	Interception
7.	S42	5	42	EZ	S18*	Touchdown	7.	S25	9	65	J10	J10*	Field goal
8.	J25	1	75	EZ	J25	Touchdown	8.	J25	2	25	EZ	J25	Touchdown
9.	S 1	1	1	EZ	S 1*#	Touchdown	9.	S25	3	4	S29	S32	Punt
10.	J 2	13	65	S33	S32	Field goal	10.	S25	6	18	S43	S43	Interception
11.	J32	9	54	S14	S13*	Field goal	11.	S39	1	61	EZ	S39	Touchdown
12.	J25	3	0	J25	J27	Punt	12.	S21	2	79	EZ	S26	Touchdown
13.	S43	7	24	S19	S18*	End of game	13.	S42	4	1	S43	S49	Failed 4 th down

Week 15 – Dec. 17 vs. Houston Texans

JAX	Start	Plys	Yds	End	Deep	Result	HOU	Start	Plys	Yds	End	Deep	Result
1.	J 9	3	4	J13	J13	Punt	1.	H25	3	-1	H24	H26	Punt
2.	J22	13	78	EZ	H 1*#	Touchdown	2.	H29	3	-4	H25	H29	Punt
3.	J41	5	59	EZ	H 5*#	Touchdown	3.	H25	4	2	H27	H39	Punt
4.	J37	6	63	EZ	H14*	Touchdown	4.	H10	3	8	H18	H18	Punt
5.	J 8	5	38	J46	J46	Punt	5.	H25	7	36	J39	J34	Punt
6.	H45	8	25	H20	H20	Field goal	6.	H20	3	2	H22	H22	Punt
7.	H45	2	45	EZ	H 4*#	Touchdown	7.	H25	3	0	H25	H25	Interception
8.	J28	3	4	J32	J32	Punt	8.	<u>H25</u>	1	5	H25	H25	End of half
9.	J26	3	74	EZ	H 1*#	Touchdown	9.	H19	8	81	EZ	J25	Touchdown
10.	H43	3	6	H37	H37	Punt	10.	H 9	6	2	H11	H24	Punt
11.	J37	4	5	J42	J42	Punt	11.	H 2	3	6	H 8	H 8	Punt
12.	H45	4	45	EZ	H 8*#	Touchdown	12.	H10	3	5	H15	H15	Punt
13.	J23	3	9	J32	J32	Punt	13.	H30	6	8	H38	H44	Punt
14.	J11	7	22	J34	J35	End of game	14.	H25	3	6	H31	H31	Punt

Week 16 – Dec. 24 at San Francisco 49ers

JAX	Start	Plys	Yds	End	Deep	Result	SF	Start	Plys	Yds	End	Deep	Result
1.	J25	3	-1	J24	J25	Punt	1.	SF21	10	79	EZ	J 1*#	Touchdown
2.	J25	7	35	SF40	SF39	Punt	2.	SF37	9	54	J 9	J 9*	Field goal
3.	J15	4	29	J44	SF48	Interception (ret.-TD)	3.	SF20	6	22	SF42	SF47	Punt
4.	J25	11	75	EZ	SF 1*#	Touchdown	4.	SF25	10	68	J 7	J 7*#	Interception
5.	J20	8	80	EZ	SF 5*#	Touchdown	5.	<u>SF35</u>	1	-1	SF35	SF35	End of half
6.	J25	8	48	SF27	SF27	Field goal	6.	SF25	3	-2	SF23	SF27	Punt
7.	J23	3	3	J35	J35	Interception	7.	J26	5	26	EZ	J 8*	Touchdown
8.	J27	7	31	SF42	SF42	Punt	8.	SF14	13	86	EZ	J 5*#	Touchdown
9.	J25	1	0	J25	J25	Interception	9.	J18	3	18	EZ	J 6*#	Touchdown
10.	J25	3	2	J27	J27	Punt	10.	SF40	3	2	SF42	SF42	Punt
11.	J15	16	85	EZ	SF 1*#	Touchdown	11.	SF49	4	51	EZ	J30	Touchdown
12.	SF46	3	46	EZ	SF11*	Touchdown							
13.	J18	6	44	SF45	SF45	End of game							

Week 17 – Dec. 31 at Tennessee Titans

JAX	Start	Plys	Yds	End	Deep	Result	TEN	Start	Plys	Yds	End	Deep	Result
1.	J22	3	9	J31	J31	Punt	1.	T41	3	8	T49	T49	Punt
2.	J12	8	30	J42	J45	Punt	2.	T16	3	-12	T 4	T16	Punt
3.	J27	6	17	J44	J44	Punt	3.	T18	7	82	EZ	T38	TD
4.	J19	9	58	T23	T19*	Field goal	4.	T25	4	21	T46	T46	Punt
5.	J13	8	33	J46	T49	Punt	5.	T20	3	9	T29	T29	Punt
6.	<u>J26</u>	1	3	J26	J26	Fumble	6.	J12	4	5	J 7	J 7*	Field goal
7.	J 5	3	4	J 9	J 9	Punt	7.	<u>J29</u>	4	8	J21	J21	Field goal
8.	J25	9	29	T46	T34	Punt	8.	T31	3	-3	T28	T31	Punt
9.	J30	6	21	T49	T49	Interception	9.	J43	8	23	J20	J13*	Field goal
10.	J34	4	20	T46	T46	Punt	10.	T21	5	5	T26	T33	Punt
11.	J32	3	-10	J22	J32	Punt	11.	J41	6	8	J26	J26	Fumble (ret.-TD)
12.	J18	1	0	J18	J18	Interception	12.	T25	3	7	T32	T32	Punt
							13.	T20	4	23	T43	T44	Punt
							14.	T28	8	32	J40	J35	Punt
							15.	J47	1	-1	J47	J47	End of game

Underlined = last drive of half; * = Inside the 20; # = Goal-to-go; @ = Overtime possession

POSTSEASON DRIVE CHART

Wild Card playoffs – Jan. 7, 2018 vs. Buffalo Bills

JAX	Start	Plys	Yds	End	Deep	Result	BUF	Start	Plys	Yds	End	Deep	Result
1.	J 9	3	6	J15	J15	Punt	1.	B25	6	13	B38	B43	Punt
2.	J13	5	21	J34	J34	Punt	2.	B34	3	9	B43	B43	Punt
3.	J11	6	16	J27	J27	Punt	3.	B 4	11	45	B49	B49	Punt
4.	B35	3	-3	B38	B38	Punt	4.	B14	2	13	B27	B27	Interception
5.	J25	4	17	J42	J42	Punt	5.	B16	18	71	J13	J 1*#	Field goal
6.	J47	6	27	B26	B21	Field goal	6.	B10	3	9	B19	B19	Punt
7.	J25	4	26	B49	B49	Punt	7.	B 8	7	41	B49	50	Punt
8.	J14	15	86	EZ	B 1*#	Touchdown	8.	B25	9	27	J48	J48	Punt
9.	J11	5	6	J17	J24	Punt	9.	B26	6	19	B45	J48	Punt
10.	J20	5	17	J37	J37	Punt	10.	B34	3	0	B34	B34	Punt
11.	J25	3	7	J32	J32	Punt	11.	B37	7	15	J48	J38	Interception
12.	50	1	-1	50	50	End of game							

Divisional playoffs – Jan. 14, 2018 at Pittsburgh Steelers

JAX	Start	Plys	Yds	End	Deep	Result	PITT	Start	Plys	Yds	End	Deep	Result
1.	J34	8	66	EZ	P1*#	Touchdown	1.	P25	3	8	P33	P33	Punt
2.	J27	4	16	J43	J43	Punt	2.	P11	3	-1	P10	P12	Interception
3.	P18	1	18	EZ	P18*	Touchdown	3.	P25	8	50	J25	J21	Failed 4 th down
4.	J25	11	70	EZ	P4*#	Touchdown	4.	P36	6	64	EZ	J23	Touchdown
5.	J25	8	30	P45	P45	Punt	5.	P25	4	25	J47	J47	Fumble (ret.-TD)
6.	J25	1	-1	J25	J25	End of half	6.	P49	7	51	EZ	J35	Touchdown
7.	J22	6	19	J41	J41	Punt	7.	P23	10	62	EZ	J18*	Touchdown
8.	J20	6	13	J33	J33	Punt	8.	P19	6	42	J39	J39	Punt
9.	J39	5	61	EZ	P3*#	Touchdown	9.	J48	4	9	J39	J39	Failed 4 th down
10.	J25	8	75	EZ	P14*	Touchdown	10.	P25	5	75	EZ	J43	Touchdown
11.	P36	4	9	P27	P27	Field goal	11.	P25	12	75	EZ	J9*#	Touchdown
12.	n/a	0	0	--	--	End of Game	12.	P25	10	85	EZ	J4*#	Touchdown

Underlined = last drive of half; * = Inside the 20; # = Goal-to-go; @ = Overtime possession

2017 JACKSONVILLE JAGUARS

POSTSEASON GAME-BY-GAME STATISTICS

Passing

B.Bortles													
Date	Opponent	Att	Cmp	Yds	Cmp%	Yds/Att	TD	TD%	INT	INT%	LG	Sack/Lost	Rating
1/7	Buffalo	23	12	87	52.2	3.78	1	4.3	0	0.0	20	2/12	75.8
1/14	@ Pittsburgh	26	14	214	53.8	8.23	1	3.8	0	0.0	45	0/0	94.1
TOTALS		49	26	301	53.1	6.14	2	4.1	0	0.0	45	2/12	85.5

Rushing

L.Fournette																	
Date	Opponent	No	Yds	Avg	LG	TD	B.Bortles						T.Yeldon				
							No	Yds	Avg	LG	TD	No	Yds	Avg	LG	TD	
1/7	Buffalo	21	57	2.7	16	0	10	88	8.8	20	0	Inactive					
1/14	@ Pittsburgh	25	109	4.4	18t	3	5	35	7.0	16	0	5	20	4.0	6	1	
TOTALS		46	166	3.6	18t	3	15	123	8.2	20	0	5	20	4.0	6	1	

Rushing

M.Lee																	
Date	Opponent	No	Yds	Avg	LG	TD	C.Grant						C.Ivory				
							No	Yds	Avg	LG	TD	No	Yds	Avg	LG	TD	
1/7	Buffalo	1	5	5.0	5	0	1	3	3.0	3	0	1	2	2.0	2	0	
1/14	@ Pittsburgh	0	0	0	--	0	0	0	0	--	0	Inactive					
TOTALS		1	5	5.0	5	0	1	3	3.0	3	0	1	2	2.0	2	0	

Receiving

D.Westbrook																			
Date	Opponent	Tar	Rec	Yds	Avg	LG	TD	L.Fournette						M.Lee					
								Tar	Rec	Yds	Avg	LG	TD	Tar	Rec	Yds	Avg	LG	TD
1/7	Buffalo	8	5	48	9.6	20	0	5	3	21	7.0	12	0	1	0	0	0.0	0	0
1/14	@ Pittsburgh	3	1	8	8.0	8	0	4	2	10	5.0	10	0	6	3	28	9.3	13	0
TOTALS		11	6	56	9.3	20	0	9	5	31	6.2	12	0	7	3	28	9.3	13	0

Receiving

M.Lewis																			
Date	Opponent	Tar	Rec	Yds	Avg	LG	TD	T.Yeldon						B.Koyack					
								Tar	Rec	Yds	Avg	LG	TD	Tar	Rec	Yds	Avg	LG	TD
1/7	Buffalo	3	3	17	5.7	16	0	Inactive			1	1	1	1.0	1t	1			
1/14	@ Pittsburgh	1	0	0	0.0	0	0	3	3	57	19.0	40	0	1	1	21	21.0	21	0
TOTALS		4	3	17	5.7	16	0	3	3	57	19.0	40	0	2	2	11.0	21	21	1

Receiving

A.Hurns																			
Date	Opponent	Tar	Rec	Yds	Avg	LG	TD	J.O'Shaughnessy						K.Cole					
								Tar	Rec	Yds	Avg	LG	TD	Tar	Rec	Yds	Avg	LG	TD
1/7	Buffalo	1	0	0	0.0	0	0	0	0	0	0	0	0	1	0	0	0.0	0	0
1/14	@ Pittsburgh	2	1	12	12.0	12	0	2	1	19	19.0	19	0	2	1	45	45.0	45	0
TOTALS		3	1	12	12.0	12	0	2	1	19	19.0	19	0	3	1	45	45.0	45	0

Receiving

T.Bohanon																
Date	Opponent	Tar	Rec	Yds	Avg	LG	TD	C.Ivory								
								Tar	Rec	Yds	Avg	LG	TD			
1/7	Buffalo	1	0	0	0.0	0	0	1	0	0	0.0	0	0			
1/14	@ Pittsburgh	2	1	14	14.0	14t	1	Inactive			1	0	0	0.0	0	0
TOTALS		2	1	14	14.0	14t	1	1	0	0	0.0	0	0			

2017 JACKSONVILLE JAGUARS

POSTSEASON GAME-BY-GAME STATISTICS

Punt Returns		D. Westbrook					J. Mickens						
Date	Opponent	No.	Yds.	Avg.	LG	FC	TD	No.	Yds.	Avg.	LG	FC	TD
1/7	Buffalo	1	2	2.0	2	1	0	1	0	0.0	0	2	0
1/14	@ Pittsburgh	0	0	0	0	0	0	Inactive					
TOTALS		1	2	2.0	2	1	0	1	0	0.0	0	2	0

KO Returns		C. Grant					K. Cole						
Date	Opponent	No.	Yds.	Avg.	LG	FC	TD	No.	Yds.	Avg.	LG	FC	TD
1/7	Buffalo	0	0	0	0	0	0	0	0	0	0	0	0
1/14	@ Pittsburgh	2	44	22.0	23	0	0	1	3	3.0	3	0	0
TOTALS		2	44	22.0	23	0	0	1	3	3.0	3	0	0

Punting		B. Nortman						
Date	Opponent	No.	Yds.	Avg.	TB	In20	LG	Net
1/7	Buffalo	9	399	44.3	0	3	62	42.0
1/14	@ Pittsburgh	4	131	32.8	0	3	46	32.8
TOTALS		13	530	40.8	0	6	62	39.2

Placekicking		J. Lambo								
Date	Opponent	KO	KO Yds	TB	XP Att	XP	FG Att	FG	Long	Points
1/7	Buffalo	3	189	2	1	1	1	1	44	4
1/14	@ Pittsburgh	8	501	4	6	6	1	1	45	9
TOTALS		11	690	6	7	7	2	2	45	13

2017 JACKSONVILLE JAGUARS

REGULAR SEASON GAME-BY-GAME STATISTICS

B. Bortles														
Passing	Date	Opponent	Att	Cmp	Yds	Cmp%	Yds/Att	TD	TD%	INT	INT%	LG	Sack/Lost	Rating
	9/10	@ Houston	21	11	125	52.4	5.95	1	4.8	0	0.0	20	0/0	86.4
	9/17	Tennessee	34	20	223	58.8	6.56	1	2.9	2	5.9	29	2/12	63.7
	9/24	Baltimore	31	20	244	64.5	7.87	4	12.9	0	0.0	35	0/0	128.2
	10/1	@ New York Jets	35	15	140	42.9	4.00	1	2.9	1	2.9	28	1/4	52.1
	10/8	@ Pittsburgh	14	8	95	57.1	6.79	0	0.0	1	7.1	31	2/13	48.2
	10/15	Los Angeles Rams	35	23	241	65.7	6.89	1	2.9	1	2.9	22t	5/21	83.2
	10/22	@ Indianapolis	26	18	330	69.2	12.69	1	3.8	0	0.0	52	1/0	124.7
	11/5	Cincinnati	38	24	259	63.2	6.82	1	2.6	0	0.0	37	0/0	91.9
	11/12	Los Angeles Chargers	51	28	273	54.9	5.35	1	2.0	2	3.9	36	3/10	60.3
	11/19	@ Cleveland	30	17	154	56.7	5.13	1	3.3	0	0.0	28	2/9	81.8
	11/26	@ Arizona	33	19	160	57.6	4.85	0	0.0	1	3.0	24	3/32	57.6
	12/3	Indianapolis	35	26	309	74.3	8.83	2	5.7	0	0.0	32	1/8	119.8
	12/10	Seattle	27	18	268	66.7	9.93	2	7.4	0	0.0	75t	0/0	123.7
	12/17	Houston	29	21	326	72.4	11.24	3	10.3	0	0.0	73	1/0	143.8
	12/24	@ San Francisco	50	32	382	64.0	7.64	2	4.0	3	6.0	32	1/2	75.6
	12/31	@ Tennessee	34	15	158	44.1	4.65	0	0.0	2	5.9	23	2/12	33.7
	TOTALS		523	315	3687	60.2	7.05	21	4.0	13	2.5	75t	24/123	84.7

B. Nortman														
Passing	Date	Opponent	Att	Cmp	Yds	Cmp%	Yds/Att	TD	TD%	INT	INT%	LG	Sack/Lost	Rating
	9/10	@ Houston	0	0	0	0	0	0	0	0	0	--	0	0
	9/17	Tennessee	0	0	0	0	0	0	0	0	0	--	0	0
	9/24	Baltimore	0	0	0	0	0	0	0	0	0	--	0	0
	10/1	@ New York Jets	0	0	0	0	0	0	0	0	0	--	0	0
	10/8	@ Pittsburgh	0	0	0	0	0	0	0	0	0	--	0	0
	10/15	Los Angeles Rams	0	0	0	0	0	0	0	0	0	--	0	0
	10/22	@ Indianapolis	0	0	0	0	0	0	0	0	0	--	0	0
	11/5	Cincinnati	0	0	0	0	0	0	0	0	0	--	0	0
	11/12	Los Angeles Chargers	0	0	0	0	0	0	0	0	0	--	0	0
	11/19	@ Cleveland	0	0	0	0	0	0	0	0	0	--	0	0
	11/26	@ Arizona	0	0	0	0	0	0	0	0	0	--	0	0
	12/3	Indianapolis	1	1	29	100.0	29.00	0	0.0	0	0.0	29	0/0	118.8
	12/10	Seattle	0	0	0	0	0	0	0	0	0	--	0	0
	12/17	Houston	0	0	0	0	0	0	0	0	0	--	0	0
	12/24	@ San Francisco	0	0	0	0	0	0	0	0	0	--	0	0
	12/31	@ Tennessee	0	0	0	0	0	0	0	0	0	--	0	0
	TOTALS		1	1	29	100.0	29.00	0	0.0	0	0.0	29	0/0	118.8

2017 JACKSONVILLE JAGUARS

REGULAR SEASON GAME-BY-GAME STATISTICS

C.Henne														
Passing	Date	Opponent	Att	Cmp	Yds	Cmp%	Yds/Att	TD	TD%	INT	INT%	LG	Sack/Lost	Rating
	9/10	@ Houston						Active, Did Not Play						
	9/17	Tennessee						Active, Did Not Play						
	9/24	Baltimore	2	0	0	0.0	0.0	0	0.0	0	0.0	0	0/0	39.6
	10/1	@ New York Jets						Active, Did Not Play						
	10/8	@ Pittsburgh						Active, Did Not Play						
	10/15	Los Angeles Rams						Active, Did Not Play						
	10/22	@ Indianapolis						Active, Did Not Play						
	11/5	Cincinnati						Active, Did Not Play						
	11/12	Los Angeles Chargers						Active, Did Not Play						
	11/19	@ Cleveland						Active, Did Not Play						
	11/26	@ Arizona						Active, Did Not Play						
	12/3	Indianapolis						Active, Did Not Play						
	12/10	Seattle						Active, Did Not Play						
	12/17	Houston	0	0	0	0	0	0	0	0	0	--	0	0
	12/24	@ San Francisco						Active, Did Not Play						
	12/31	@ Tennessee						Active, Did Not Play						
TOTALS			2	0	0	0.0	0.0	0	0.0	0	0.0	0	0/0	39.6

M.Lee														
Passing	Date	Opponent	Att	Cmp	Yds	Cmp%	Yds/Att	TD	TD%	INT	INT%	LG	Sack/Lost	Rating
	9/10	@ Houston	0	0	0	0	0	0	0	0	0	--	0	0
	9/17	Tennessee	0	0	0	0	0	0	0	0	0	--	0	0
	9/24	Baltimore	0	0	0	0	0	0	0	0	0	--	0	0
	10/1	@ New York Jets	0	0	0	0	0	0	0	0	0	--	0	0
	10/8	@ Pittsburgh	0	0	0	0	0	0	0	0	0	--	0	0
	10/15	Los Angeles Rams	0	0	0	0	0	0	0	0	0	--	0	0
	10/22	@ Indianapolis	1	0	0	0.0	0.0	0	0.0	0	0.0	0	0/0	39.6
	11/5	Cincinnati	0	0	0	0	0	0	0	0	0	--	0	0
	11/12	Los Angeles Chargers	0	0	0	0	0	0	0	0	0	--	0	0
	11/19	@ Cleveland	0	0	0	0	0	0	0	0	0	--	0	0
	11/26	@ Arizona	0	0	0	0	0	0	0	0	0	--	0	0
	12/3	Indianapolis	0	0	0	0	0	0	0	0	0	--	0	0
	12/10	Seattle	0	0	0	0	0	0	0	0	0	--	0	0
	12/17	Houston	0	0	0	0	0	0	0	0	0	--	0	0
	12/24	@ San Francisco						Inactive						
	12/31	@ Tennessee						Inactive						
TOTALS			1	0	0	0.0	0.0	0	0.0	0	0.0	0	0/0	39.6

2017 JACKSONVILLE JAGUARS

REGULAR SEASON GAME-BY-GAME STATISTICS

Rushing		L.Fournette				C.Ivory				B.Bortles						
Date	Opponent	No	Yds	Avg	LG	TD	No	Yds	Avg	LG	TD	No	Yds	Avg	LG	TD
9/10	@ Houston	26	100	3.8	17	1	9	42	4.7	17	0	3	13	4.3	15	0
9/17	Tennessee	14	40	2.9	7	1	6	17	2.8	6	0	4	29	7.3	11	0
9/24	Baltimore	17	59	3.5	15	1	6	17	2.8	9	0	3	18	6.0	9	0
10/1	@ New York Jets	24	86	3.6	11	0	9	42	4.7	10	0	4	38	9.5	27	0
10/8	@ Pittsburgh	28	181	6.5	90t	2	8	41	5.1	19	0	1	9	9.0	9	0
10/15	Los Angeles Rams	21	130	6.2	75t	1	2	3	1.5	2	0	2	19	9.5	17	0
10/22	@ Indianapolis		Inactive				17	47	2.8	8	1	4	11	2.8	5	0
11/5	Cincinnati		Inactive				20	70	3.5	14	0	5	20	4.0	7	0
11/12	Los Angeles Chargers	17	33	1.9	8	0	1	1	1.0	1	0	5	34	6.8	14	0
11/19	@ Cleveland	28	111	4.0	29	0	6	6	1.0	2	0	4	4	1.0	3	0
11/26	@ Arizona	12	25	2.1	8	0	1	-6	-6.0	-6	0	6	62	10.3	28	2
12/3	Indianapolis	20	57	2.9	24	1	4	12	3.0	4	0	3	27	9.0	20	0
12/10	Seattle	24	101	4.2	15	1	6	48	8.0	34	0	7	-2	-0.3	2	0
12/17	Houston		Inactive				17	42	2.5	8	0	0	0	0	--	0
12/24	@ San Francisco	18	48	2.7	7	1		Active, Did Not Play				5	31	6.2	11	0
12/31	@ Tennessee	19	69	3.6	9	0		Inactive				1	9	9.0	9	0
TOTALS		268	1040	3.9	90t	9	112	382	3.4	34	1	57	322	5.6	28	2

Rushing		T.Yeldon				C.Grant				M.Lee						
Date	Opponent	No	Yds	Avg	LG	TD	No	Yds	Avg	LG	TD	No	Yds	Avg	LG	TD
9/10	@ Houston		Inactive				0	0	0	--	0	0	0	0	--	0
9/17	Tennessee		Inactive				1	13	13.0	13	0	0	0	0	--	0
9/24	Baltimore		Inactive				6	75	12.5	58	0	0	0	0	--	0
10/1	@ New York Jets		Inactive				2	9	4.5	5	0	0	0	0	--	0
10/8	@ Pittsburgh		Inactive				0	0	0	--	0	0	0	0	--	0
10/15	Los Angeles Rams		Inactive				0	0	0	--	0	1	17	17.0	17	0
10/22	@ Indianapolis	9	122	13.6	58t	1	6	8	1.3	7	0	0	0	0	--	0
11/5	Cincinnati	11	41	3.7	15	0	4	18	4.5	11	0	0	0	0	--	0
11/12	Los Angeles Chargers	3	11	3.7	8	0	1	56	56.0	56t	1	0	0	0	--	0
11/19	@ Cleveland	5	15	3.0	9	0	0	0	0	--	0	0	0	0	--	0
11/26	@ Arizona	3	10	3.3	6	0	0	0	0	--	0	0	0	0	--	0
12/3	Indianapolis	0	0	0	--	0	0	0	0	--	0	0	0	0	--	0
12/10	Seattle	2	9	4.5	6	0	0	0	0	--	0	0	0	0	--	0
12/17	Houston	7	27	3.9	9	0	10	69	6.9	20	1	0	0	0	--	0
12/24	@ San Francisco	5	13	2.6	6	1	0	0	0	--	0		Inactive			
12/31	@ Tennessee	4	5	1.3	4	0	0	0	0	--	0		Inactive			
TOTALS		49	253	5.2	58t	2	30	248	8.3	58	2	1	17	17.0	17	0

2017 JACKSONVILLE JAGUARS

REGULAR SEASON GAME-BY-GAME STATISTICS

Rushing		T.Bohanon				C.Henne					
Date	Opponent	No	Yds	Avg	LG	TD	No	Yds	Avg	LG	TD
9/10	@ Houston	1	0	0.0	0	0	Active, Did Not Play				
9/17	Tennessee	0	0	0	--	0	Active, Did Not Play				
9/24	Baltimore	0	0	0	--	0	3	-3	-1.0	-1	0
10/1	@ New York Jets	0	0	0	--	0	Active, Did Not Play				
10/8	@ Pittsburgh	0	0	0	--	0	Active, Did Not Play				
10/15	Los Angeles Rams	0	0	0	--	0	Active, Did Not Play				
10/22	@ Indianapolis	1	0	0.0	0	0	Active, Did Not Play				
11/5	Cincinnati	0	0	0	--	0	Active, Did Not Play				
11/12	Los Angeles Chargers	0	0	0	--	0	Active, Did Not Play				
11/19	@ Cleveland	1	3	3.0	3	0	Active, Did Not Play				
11/26	@ Arizona	0	0	0	--	0	Active, Did Not Play				
12/3	Indianapolis	0	0	0	--	0	Active, Did Not Play				
12/10	Seattle	0	0	0	--	0	Active, Did Not Play				
12/17	Houston	2	2	1.0	1t	2	2	-2	-1.0	-1	0
12/24	@ San Francisco	0	0	0	--	0	Active, Did Not Play				
12/31	@ Tennessee	0	0	0	--	0	Active, Did Not Play				
TOTALS		5	5	1.0	3	2	5	-5	-1.0	0	0

Receiving		M.Lee				K.Cole				A.Hurns									
Date	Opponent	Tar	Rec	Yds.	Avg.	LG	TD	Tar	Rec	Yds.	Avg.	LG	TD	Tar	Rec	Yds.	Avg.	LG	TD
9/10	@ Houston	4	0	0	0.0	0	0	2	0	0	0.0	0	0	4	3	42	14.0	20	0
9/17	Tennessee	12	7	76	10.9	19	0	3	2	13	6.5	11	0	7	6	82	13.7	20	1
9/24	Baltimore	7	4	65	16.3	35	0	4	1	13	13.0	13	0	3	3	20	6.7	9	1
10/1	@ New York Jets	3	2	18	9.0	10	0	6	1	10	10.0	10	0	10	4	42	10.5	15	0
10/8	@ Pittsburgh	4	2	49	24.5	31	0	1	1	4	4.0	4	0	3	2	21	10.5	18	0
10/15	Los Angeles Rams	10	5	83	16.6	21	0	2	1	7	7.0	7	0	3	3	37	12.3	18	0
10/22	@ Indianapolis	6	4	72	18.0	45	0	3	2	64	32.0	52	0	8	5	101	20.2	50	0
11/5	Cincinnati	12	8	75	9.4	19	1	5	3	47	15.7	28	0	4	3	31	10.3	13	0
11/12	Los Angeles Chargers	11	6	55	9.2	19	1	8	3	61	20.3	36	0	9	7	70	10.0	19	0
11/19	@ Cleveland	9	5	45	9.0	16	0	6	3	24	8.0	11	0	Inactive					
11/26	@ Arizona	2	1	13	13.0	13	0	7	2	30	15.0	24	0	Inactive					
12/3	Indianapolis	10	7	86	12.3	22	1	3	3	49	16.3	32	1	Inactive					
12/10	Seattle	6	5	65	13.0	18	0	3	3	99	33.0	75t	1	Inactive					
12/17	Houston	0	0	0	0	0	0	9	7	186	26.6	73	1	Inactive					
12/24	@ San Francisco	Inactive				13	6	108	18.0	32	0	Inactive							
12/31	@ Tennessee	Inactive				8	4	33	8.3	15	0	Inactive							
TOTALS		96	56	702	12.5	45	3	83	42	748	17.8	75t	3	56	39	484	12.4	50	2

2017 JACKSONVILLE JAGUARS

REGULAR SEASON GAME-BY-GAME STATISTICS

Receiving		L.Fournette				T.Yeldon				D.Westbrook			
Date	Opponent	Tar	Rec	Yds.	Avg.	LG	TD	Tar	Rec	Yds.	Avg.	LG	TD
9/10	@ Houston	3	3	24	8.0	12	0			Inactive			
9/17	Tennessee	5	2	21	10.5	11	0			Inactive			
9/24	Baltimore	4	3	21	7.0	10	0			Inactive			
10/1	@ New York Jets	5	4	59	14.8	28	1			Inactive			
10/8	@ Pittsburgh	1	1	3	3.0	3	0			Inactive			
10/15	Los Angeles Rams	2	2	8	4.0	6	0			Inactive			
10/22	@ Indianapolis			Inactive				2	2	15	7.5	8	0
11/5	Cincinnati			Inactive				4	2	11	5.5	6	0
11/12	Los Angeles Chargers	4	2	13	6.5	8	0	8	6	39	6.5	11	0
11/19	@ Cleveland	3	2	7	3.5	9	0	2	1	5	5.0	5	0
11/26	@ Arizona	3	3	17	5.7	17	0	6	5	42	8.4	16	0
12/3	Indianapolis	4	3	22	7.3	11	0	2	2	25	12.5	16	0
12/10	Seattle	6	4	18	4.5	8	0			0	0	0	0
12/17	Houston			Inactive				5	4	25	6.3	11	0
12/24	@ San Francisco	3	3	22	7.3	8	0	10	7	64	9.1	20	0
12/31	@ Tennessee	5	4	67	16.8	23	0	2	1	-2	-2.0	-2	0
TOTALS		48	36	302	8.4	28	1	41	30	224	7.5	20	0

Receiving		M.Lewis				C.Ivory				J.O'Shaughnessy			
Date	Opponent	Tar	Rec	Yds.	Avg.	LG	TD	Tar	Rec	Yds.	Avg.	LG	TD
9/10	@ Houston	2	0	0	0.0	0	0	2	1	11	11.0	11	0
9/17	Tennessee	2	0	0	0.0	0	0	4	3	31	10.3	29	0
9/24	Baltimore	5	4	62	15.5	30t	3	2	2	25	12.5	14	0
10/1	@ New York Jets	4	0	0	0.0	0	0	3	1	2	2.0	2	0
10/8	@ Pittsburgh	2	1	14	14.0	14	0			0	0	0	0
10/15	Los Angeles Rams	2	0	0	0.0	0	0	10	9	74	8.2	22t	1
10/22	@ Indianapolis	3	2	29	14.5	24	1			0	0	0	0
11/5	Cincinnati	6	3	49	16.3	37	0	4	3	34	11.3	29	0
11/12	Los Angeles Chargers	5	2	29	14.5	21	0	2	1	-5	-5.0	-5	0
11/19	@ Cleveland	2	2	26	13.0	16	1			0	0	0	0
11/26	@ Arizona	2	1	10	10.0	10	0			0	0	0	0
12/3	Indianapolis	5	4	46	11.5	16	0	1	1	3	3.0	3	0
12/10	Seattle	2	0	0	0.0	0	0			0	0	0	0
12/17	Houston	2	2	18	9.0	9	0			0	0	0	0
12/24	@ San Francisco	1	1	22	22.0	22	0			Active, Did Not Play			
12/31	@ Tennessee	3	2	13	6.5	11	0			Inactive			
TOTALS		48	24	318	13.3	37	5	28	21	175	8.3	29	1

2017 JACKSONVILLE JAGUARS

REGULAR SEASON GAME-BY-GAME STATISTICS

Receiving		J.Mickers				T.Bohanon				B.Koyack										
Date	Opponent	Tar	Rec	Yds.	Avg.	LG	TD	Tar	Rec	Yds.	Avg.	LG	TD	Tar	Rec	Yds.	Avg.	LG	TD	
9/10	@ Houston			Not on Team				1	1	1	1.0	1t	1			0	0	0	0	0
9/17	Tennessee			Not on Team				0	0	0	0	0	0	1	0	0	0.0	0	0	0
9/24	Baltimore			Not on Team				3	1	8	8.0	8	0			0	0	0	0	0
10/1	@ New York Jets			Not on Team				2	2	14	7.0	13	0			0	0	0	0	0
10/8	@ Pittsburgh			Not on Team				0	0	0	0	0	0			0	0	0	0	0
10/15	Los Angeles Rams			Not on Team				2	0	0	0.0	0	0	1	1	21	21.0	21	0	0
10/22	@ Indianapolis			0	0	0	0	1	1	14	14.0	14	0	1	1	7	7.0	7	0	0
11/5	Cincinnati			0	0	0	0	1	1	6	6.0	6	0			0	0	0	0	0
11/12	Los Angeles Chargers			2	1	11	11.0	1	0	0	0.0	0	0	1	0	0	0.0	0	0	0
11/19	@ Cleveland			0	0	0	0	0	0	0	0	0	0			0	0	0	0	0
11/26	@ Arizona			0	0	0	0	0	0	0	0	0	0			0	0	0	0	0
12/3	Indianapolis			0	0	0	0	0	0	0	0	0	0			0	0	0	0	0
12/10	Seattle			0	0	0	0	0	0	0	0	0	0			0	0	0	0	0
12/17	Houston			5	4	61	15.3	41	2	0	0	0	0	1	1	0	0.0	0	0	0
12/24	@ San Francisco			4	1	5	5.0	5	0	0	0	0	0	2	2	10	5.0	9	0	0
12/31	@ Tennessee			0	0	0	0	0	0	0	0	0	0			0	0	0	0	0
TOTALS		11	6	77	12.8	41	2	11	6	43	7.2	14	1	7	5	38	7.6	21	0	0

Receiving		C.Grant				J.Strong				A.Benn										
Date	Opponent	Tar	Rec	Yds.	Avg.	LG	TD	Tar	Rec	Yds.	Avg.	LG	TD	Tar	Rec	Yds.	Avg.	LG	TD	
9/10	@ Houston			0	0	0	0			Not on Team				1	1	12	12.0	12	0	0
9/17	Tennessee			0	0	0	0			Not on Team						0	0	0	0	0
9/24	Baltimore			1	1	18	18.0	18	0	Inactive						0	0	0	0	0
10/1	@ New York Jets			1	1	-5	-5.0	-5	0	Inactive						0	0	0	0	0
10/8	@ Pittsburgh			1	0	0	0.0	0	0	Inactive						0	0	0	0	0
10/15	Los Angeles Rams			0	0	0	0	0	0	Inactive						0	0	0	0	0
10/22	@ Indianapolis			1	1	28	28.0	28	0	Inactive				1	0	0	0.0	0	0	0
11/5	Cincinnati			0	0	0	0	0	0	Inactive						0	0	0	0	0
11/12	Los Angeles Chargers			0	0	0	0	0	0	Inactive						0	0	0	0	0
11/19	@ Cleveland			0	0	0	0	0	0	Not on Team						Not on Team				
11/26	@ Arizona			0	0	0	0	0	0	Not on Team						Not on Team				
12/3	Indianapolis			0	0	0	0	0	0	Not on Team						Not on Team				
12/10	Seattle			0	0	0	0	0	0	Not on Team						Not on Team				
12/17	Houston			0	0	0	0	0	0	Not on Team						Not on Team				
12/24	@ San Francisco			0	0	0	0	0	0	Not on Team						Not on Team				
12/31	@ Tennessee			0	0	0	0	0	0	Not on Team						Not on Team				
TOTALS		4	3	41	13.7	28	0	4	3	38	12.7	19	1	2	1	12	12.0	12	0	0

2017 JACKSONVILLE JAGUARS

REGULAR SEASON GAME-BY-GAME STATISTICS

Receiving				A.Robinson				L.Pinkard				M.McCaffrey							
Date	Opponent	Tar	Rec	Yds.	Avg.	LG	TD	Tar	Rec	Yds.	Avg.	LG	TD	Tar	Rec	Yds.	Avg.	LG	TD
9/10	@ Houston	1	1	17	17.0	17	0												
9/17	Tennessee			Not on Team						Not on Team						0	0	0	0
9/24	Baltimore			Not on Team						Not on Team						0	0	0	0
10/1	@ New York Jets			Not on Team						Not on Team						0	0	0	0
10/8	@ Pittsburgh			Not on Team						Not on Team				1	1	4	4.0	4	0
10/15	Los Angeles Rams			Not on Team						Not on Team						0	0	0	0
10/22	@ Indianapolis			Not on Team						Not on Team						Not on Team			
11/5	Cincinnati			Not on Team						Not on Team						Not on Team			
11/12	Los Angeles Chargers			Not on Team						Not on Team						Not on Team			
11/19	@ Cleveland			Not on Team					0	0	0	0	0			Not on Team			
11/26	@ Arizona			Not on Team					0	0	0	0	0			Not on Team			
12/3	Indianapolis			Not on Team					0	0	0	0	0			Not on Team			
12/10	Seattle			Not on Team				1	1	5	5.0	5	0			Not on Team			
12/17	Houston			Not on Team						Inactive						Not on Team			
12/24	@ San Francisco			Not on Team						Not on Team						Not on Team			
12/31	@ Tennessee			Not on Team						Not on Team						Not on Team			
TOTALS		1	1	17	17.0	17	0	1	1	5	5.0	5	0	1	1	4	4.0	4	0

Punt Returns				J.Mickens				M.Lee											
Date	Opponent	No.	Yds.	Avg.	LG	FC	TD	No.	Yds.	Avg.	LG	FC	TD	No.	Yds.	Avg.	LG	FC	TD
9/10	@ Houston			Not on Team				1	7	7.0	7	3	0						
9/17	Tennessee			Not on Team				1	4	4.0	4	0	0						
9/24	Baltimore			Not on Team				2	2	1.0	2	1	0						
10/1	@ New York Jets			Not on Team				1	0	0.0	0	2	0						
10/8	@ Pittsburgh			Not on Team				0	0	0	0	0	0						
10/15	Los Angeles Rams			Not on Team				0	0	0	0	0	0						
10/22	@ Indianapolis	0	0	0.0	0	6	0	0	0	0	0	0	0						
11/5	Cincinnati	3	82	27.3	63t	1	1	0	0	0	0	0	0						
11/12	Los Angeles Chargers	7	30	4.3	14	1	0	0	0	0	0	0	0						
11/19	@ Cleveland	4	38	9.5	12	1	0	0	0	0	0	0	0						
11/26	@ Arizona	1	14	14.0	14	2	0	0	0	0	0	0	0						
12/3	Indianapolis	0	0	0.0	0	2	0	0	0	0	0	0	0						
12/10	Seattle	3	72	24.0	72	0	0	0	0	0	0	0	0						
12/17	Houston	5	38	7.6	26	3	0	0	0	0	0	0	0						
12/24	@ San Francisco	0	0	0.0	0	2	0			Inactive									
12/31	@ Tennessee	5	13	2.6	7	1	0			Inactive									
TOTALS		28	287	10.3	72	19	1	5	13	2.6	7	6	0						

2017 JACKSONVILLE JAGUARS

REGULAR SEASON GAME-BY-GAME STATISTICS

Punt Returns		D.Westbrook					M.McCaffrey						
Date	Opponent	No.	Yds.	Avg.	LG	FC	TD	No.	Yds.	Avg.	LG	FC	TD
9/10	@ Houston				Not on Team						Not on Team		
9/17	Tennessee				Not on Team			0	0	0.0	0	0	0
9/24	Baltimore				Not on Team			0	0	0.0	0	0	0
10/1	@ New York Jets				Not on Team			0	0	0.0	0	0	0
10/8	@ Pittsburgh				Not on Team			0	0	0.0	0	1	0
10/15	Los Angeles Rams				Not on Team			1	0	0.0	0	3	0
10/22	@ Indianapolis				Not on Team						Not on Team		
11/5	Cincinnati				Not on Team						Not on Team		
11/12	Los Angeles Chargers				Not on Team						Not on Team		
11/19	@ Cleveland	0	0	0.0	0	0	0				Not on Team		
11/26	@ Arizona	0	0	0.0	0	0	0				Not on Team		
12/3	Indianapolis	0	0	0.0	0	0	0				Not on Team		
12/10	Seattle	0	0	0.0	0	0	0				Not on Team		
12/17	Houston	1	19	19.0	19	0	0				Not on Team		
12/24	@ San Francisco	0	0	0.0	0	0	0				Not on Team		
12/31	@ Tennessee	0	0	0.0	0	0	0				Not on Team		
TOTALS		1	19	19.0	19	0	0	1	0	0.0	0	4	0

Punt Returns		C.Grant					K.Cole						
Date	Opponent	No.	Yds.	Avg.	LG	FC	TD	No.	Yds.	Avg.	LG	FC	TD
9/10	@ Houston	0	0	0.0	0	0	0				0	0	0
9/17	Tennessee	0	0	0.0	0	0	0				0	0	0
9/24	Baltimore	0	0	0.0	0	0	0				0	0	0
10/1	@ New York Jets	0	0	0.0	0	0	0				0.0	0	1
10/8	@ Pittsburgh	0	0	0.0	0	0	0				0	0	0
10/15	Los Angeles Rams	0	0	0.0	0	0	0				0	0	0
10/22	@ Indianapolis	0	0	0.0	0	0	0				0	0	0
11/5	Cincinnati	0	6	6.0	6	0	0				0	0	0
11/12	Los Angeles Chargers	0	0	0.0	0	0	0				0	0	0
11/19	@ Cleveland	0	0	0.0	0	0	0				0	0	0
11/26	@ Arizona	0	0	0.0	0	0	0				0	0	0
12/3	Indianapolis	0	0	0.0	0	0	0				0	0	0
12/10	Seattle	0	0	0.0	0	0	0				0	0	0
12/17	Houston	0	0	0.0	0	0	0				0	0	0
12/24	@ San Francisco	0	0	0.0	0	0	0				0	0	0
12/31	@ Tennessee	0	0	0.0	0	0	0				0	0	0
TOTALS		0	6	6.0	6	0	0	0	0	0.0	0	1	0

2017 JACKSONVILLE JAGUARS

REGULAR SEASON GAME-BY-GAME STATISTICS

KO Returns		C.Grant					J.Mickens						
Date	Opponent	No.	Yds.	Avg.	LG	FC	TD	No.	Yds.	Avg.	LG	FC	TD
9/10	@ Houston	0	0	0	0	0	0						
9/17	Tennessee	3	74	24.7	28	0	0						
9/24	Baltimore	0	0	0	0	0	0						
10/1	@ New York Jets	1	20	20.0	20	0	0						
10/8	@ Pittsburgh	0	0	0	0	0	0						
10/15	Los Angeles Rams	0	0	0	0	0	0						
10/22	@ Indianapolis	0	0	0	0	0	0	0	0	0	0	0	0
11/5	Cincinnati	1	29	29.0	29	0	0	0	0	0	0	0	0
11/12	Los Angeles Chargers	2	51	25.5	28	0	0	0	0	0	0	0	0
11/19	@ Cleveland	0	0	0	0	0	0	0	0	0	0	0	0
11/26	@ Arizona	1	68	68.0	68	0	0	1	0	0.0	0	0	0
12/3	Indianapolis	2	46	23.0	31	0	0	0	0	0	0	0	0
12/10	Seattle	2	37	18.5	16	0	0	1	20	20.0	20	0	0
12/17	Houston	2	44	22.0	22	0	0	0	0	0	0	0	0
12/24	@ San Francisco	2	46	23.0	26	0	0	0	0	0	0	0	0
12/31	@ Tennessee	3	58	19.3	22	0	0	0	0	0	0	0	0
TOTALS		19	473	24.9	68	0	0	2	20	10.0	20	0	0

KO Returns		K.Cole					J.Myrick						
Date	Opponent	No.	Yds.	Avg.	LG	FC	TD	No.	Yds.	Avg.	LG	FC	TD
9/10	@ Houston	0	0	0	0	0	0						
9/17	Tennessee	1	14	14.0	14	0	0						
9/24	Baltimore	1	12	12.0	12	0	0						
10/1	@ New York Jets	0	0	0	0	0	0						
10/8	@ Pittsburgh	0	0	0	0	0	0	0	0	0	0	0	0
10/15	Los Angeles Rams	0	0	0	0	0	0						
10/22	@ Indianapolis	0	0	0	0	0	0	0	0	0	0	0	0
11/5	Cincinnati	0	0	0	0	0	0						
11/12	Los Angeles Chargers	0	0	0	0	0	0						
11/19	@ Cleveland	0	0	0	0	0	0						
11/26	@ Arizona	0	0	0	0	0	0						
12/3	Indianapolis	0	0	0	0	0	0						
12/10	Seattle	0	0	0	0	0	0						
12/17	Houston	0	0	0	0	0	0	0	0	0	0	0	0
12/24	@ San Francisco	0	0	0	0	0	0	1	18	18.0	18	0	0
12/31	@ Tennessee	0	0	0	0	0	0	0	0	0	0	0	0
TOTALS		2	26	13.0	14	0	0	1	18	18.0	18	0	0

2017 JACKSONVILLE JAGUARS

REGULAR SEASON GAME-BY-GAME STATISTICS

KO Returns		T.Bohanon					
Date	Opponent	No.	Yds.	Avg.	LG	FC	TD
9/10	@ Houston	0	0	0	0	0	0
9/17	Tennessee	0	0	0	0	0	0
9/24	Baltimore	0	0	0	0	0	0
10/1	@ New York Jets	0	0	0	0	0	0
10/8	@ Pittsburgh	1	14	14.0	14	0	0
10/15	Los Angeles Rams	0	0	0	0	0	0
10/22	@ Indianapolis	0	0	0	0	0	0
11/5	Cincinnati	0	0	0	0	0	0
11/12	Los Angeles Chargers	0	0	0	0	0	0
11/19	@ Cleveland	0	0	0	0	0	0
11/26	@ Arizona	0	0	0	0	0	0
12/3	Indianapolis	0	0	0	0	0	0
12/10	Seattle	0	0	0	0	0	0
12/17	Houston	0	0	0	0	0	0
12/24	@ San Francisco	0	0	0	0	0	0
12/31	@ Tennessee	0	0	0	0	0	0
TOTALS		1	14	14.0	14	0	0

Punting		B.Nortman						
Date	Opponent	No.	Yds.	Avg.	TB	In20	LG	Net
9/10	@ Houston	4	187	46.8	1	0	61	36.5
9/17	Tennessee	5	246	49.2	0	1	59	38.2
9/24	Baltimore	3	150	50.0	0	1	60	50.0
10/1	@ New York Jets	8	361	45.1	0	5	61	44.3
10/8	@ Pittsburgh	5	190	38.0	0	3	42	38.0
10/15	Los Angeles Rams	7	274	39.1	0	2	53	32.1
10/22	@ Indianapolis	2	107	53.5	0	1	61	53.5
11/5	Cincinnati	2	94	47.0	1	1	62	37.0
11/12	Los Angeles Chargers	9	431	47.9	2	3	61	42.3
11/19	@ Cleveland	9	354	39.3	1	2	54	36.1
11/26	@ Arizona	8	396	49.5	1	1	60	40.4
12/3	Indianapolis	2	76	38.0	0	2	40	38.0
12/10	Seattle	5	194	38.8	0	1	44	37.8
12/17	Houston	6	283	47.2	0	3	65	44.5
12/24	@ San Francisco	4	156	39.0	1	1	47	30.0
12/31	@ Tennessee	8	336	42.0	2	2	54	34.6
TOTALS		87	3835	44.1	9	29	65	38.9

2017 JACKSONVILLE JAGUARS

REGULAR SEASON GAME-BY-GAME STATISTICS

Placekicking		J.Lambo									
Date	Opponent	KO	KO Yds	TB	XP Att	XP	FG Att	FG	Long	Points	
9/10	@ Houston					Not on Team					
9/17	Tennessee					Not on Team					
9/24	Baltimore					Not on Team					
10/1	@ New York Jets					Not on Team					
10/8	@ Pittsburgh					Not on Team					
10/15	Los Angeles Rams					Not on Team					
10/22	@ Indianapolis	6	388	3	3	3	2	2	42	9	
11/5	Cincinnati	6	368	0	2	2	3	3	56	11	
11/12	Los Angeles Chargers	4	231	0	1	0	2	2	34	6	
11/19	@ Cleveland	5	269	1	1	1	3	2	39	7	
11/26	@ Arizona	5	323	3	3	3	1	1	43	6	
12/3	Indianapolis	7	433	4	1	1	3	3	39	10	
12/10	Seattle	7	399	1	3	3	3	3	51	12	
12/17	Houston	8	482	6	6	6	1	1	38	9	
12/24	@ San Francisco	6	265	2	3	2	1	1	45	5	
12/31	@ Tennessee	3	164	2	1	1	1	1	41	4	
TOTALS		57	3322	22	24	22	20	19	56	79	

Placekicking		J.Myers									
Date	Opponent	KO	KO Yds	TB	XP Att	XP	FG Att	FG	Long	Points	
9/10	@ Houston	7	458	6	3	2	4	3	42	11	
9/17	Tennessee	4	187	2	1	1	1	1	43	4	
9/24	Baltimore	9	530	8	5	5	3	3	45	14	
10/1	@ New York Jets	5	326	4	2	2	3	2	30	8	
10/8	@ Pittsburgh	6	356	4	4	3	1	1	47	6	
10/15	Los Angeles Rams	4	260	2	2	2	3	1	41	5	
10/22	@ Indianapolis					Not on Team					
11/5	Cincinnati					Not on Team					
11/12	Los Angeles Chargers					Not on Team					
11/19	@ Cleveland					Not on Team					
11/26	@ Arizona					Not on Team					
12/3	Indianapolis					Not on Team					
12/10	Seattle					Not on Team					
12/17	Houston					Not on Team					
12/24	@ San Francisco					Not on Team					
12/31	@ Tennessee					Not on Team					
TOTALS		35	2117	26	17	15	15	11	47	48	



PLAYER BIOS

AFC CHAMPIONSHIP GAME AT NEW ENGLAND PATRIOTS

ELI ANKOU

54

ELI ANKOU

DEFENSIVE LINEMAN

6-3 325 LBS


UCLA

BORN JUNE 8, 1994

OTTAWA, ONTARIO, CANADA

ACQ: WAIVERS (HOUSTON) 2017

EXP: ROOKIE



TRANSACTIONS

Originally signed by Houston as an undrafted free agent on 5/12/17 ... Waived by Houston on 9/2/17 ... Signed by Jacksonville on 9/3/17

PRO (Games played/started - 9/0)

Spent offseason program and training camp with the Houston Texans before being claimed off waivers by Jacksonville

2017 (w/ JAX - 9/0)

- **9/10 at HOU:** Saw action at DT and recorded one solo tackle
- **9/17 vs. TEN:** Recorded two solo tackles
- **9/24 vs. BAL:** Recorded two solo tackles
- **10/1 at NYJ:** Assisted on one tackle
- **10/8 at PIT:** Totaled four tackles (one solo)
- **10/15 vs LAR:** Recorded one solo tackle
- **10/22 at IND:** Assisted on two tackles and recorded his first career half-sack
- **11/5 vs. CIN:** Saw action at DT and on special teams
- **11/12 vs. LAC:** Inactive
- **11/19 at CLE:** Inactive
- **11/26 at ARI:** Inactive
- **12/3 vs. IND:** Inactive
- **12/10 vs. SEA:** Inactive
- **12/17 vs. HOU:** Inactive
- **12/24 at S.F.:** Inactive
- **12/31 at TEN:** Recorded two tackles (one solo), one sack and one tackle for a loss
- **1/7 vs. BUF:** Inactive
- **1/14 at PIT:** Inactive

COLLEGE (at UCLA, 2012-16)

- Appeared in 38 games with 19 starts
- Totaled 91 tackles (49 solo), 1.5 sacks, eight tackles for a loss, three passes defensed and one fumble recovery in his college career

PERSONAL

- Attended Red Lion Christian Academy (Bear, Del.)

REGULAR SEASON CAREER STATISTICS

YEAR	TEAM	GP/GS	TKL	SOLO	ASST	ST	SACKS	FF	FR	PD	TFL
2017	JAX	9/0	15	8	7	0	1.5	0	0	0	1
NFL totals: 1 yr.		9/0	15	8	7	0	1.5	0	0	0	1

2017 GAME-BY-GAME STATISTICS

DATE	OPP	TKL	SOLO	ASST	ST	SACKS	FF	FR	PD	TFL	
09/10	at Houston	1	1	0	0	0.0	0	0	0	0	
09/17	vs. Tennessee	2	2	0	0	0.0	0	0	0	0	
09/24	vs. Baltimore	2	2	0	0	0.0	0	0	0	0	
10/01	at New York Jets	1	0	1	0	0.0	0	0	0	0	
10/08	at Pittsburgh	4	1	3	0	0.0	0	0	0	0	
10/15	vs. LA Rams	1	1	0	0	0.0	0	0	0	0	
10/22	at Indianapolis	2	0	2	0	0.5	0	0	0	0	
BYE WEEK											
11/05	vs. Cincinnati	0	0	0	0	0.0	0	0	0	0	
11/12	vs. LA Chargers					Inactive					
11/19	at Cleveland					Inactive					
11/26	at Arizona					Inactive					
12/03	vs. Indianapolis					Inactive					
12/10	vs. Seattle					Inactive					
12/17	vs. Houston					Inactive					
12/24	at San Francisco					Inactive					
12/31	at Tennessee	2	1	1	0	1.0	0	0	0	1	
2017 totals:		15	8	7	0	1.5	0	0	0	1	
01/07	vs. Buffalo					Inactive					
01/14	at Pittsburgh					Inactive					
Postseason totals		0	0	0	0	0.0	0	0	0	0	

TOMMY BOHANON

40 TOMMY BOHANON

FULLBACK

6-1 246 LBS


WAKE FOREST

BORN SEPTEMBER 10, 1990

FORT MYERS, FLORIDA

ACQ: FREE AGENT 2017

EXP: 4TH YEAR



TRANSACTIONS

Originally drafted in the seventh round (215th overall) by the N.Y. Jets in 2013 ... Released on 9/3/16 ... Signed by Jacksonville on 4/17/17

PRO (Games played/started - 52/24, 2/1)

• Has played in 52 games with 24 starts over three seasons with the N.Y. Jets (2013-15) and Jacksonville

2017 (w/ JAX - 16/10, 2/1)

- **9/10 at HOU:** Started at FB and recorded one rush for zero yards and one reception for one yard and one TD ... Helped pave the way for the team to rush for 155 yards
- **9/17 vs. TEN:** Started at FB
- **9/24 vs. BAL:** Recorded one reception for eight yards
- **10/1 at NYJ:** Started at FB and recorded two receptions for 14 yards
- **10/8 at PIT:** Started at FB and saw action on special teams
- **10/15 vs. LAR:** Started at FB and saw action on special teams
- **10/22 at IND:** Recorded one reception for 14 yards
- **11/5 vs. CIN:** Recorded one reception for six yards
- **11/12 vs. LAC:** Saw action at FB and on special teams ... Filled in for LS **Matt Overton** as the team's long snapper on punts in the second half
- **11/19 at CLE:** Started at FB and rushed for three yards on one carry
- **11/26 at ARI:** Started at FB and saw action on special teams
- **12/3 vs. IND:** Saw action at FB and on special teams
- **12/10 vs. SEA:** Started at FB and saw action on special teams
- **12/17 vs. HOU:** Started at FB and had two carries for two yards and two TDs
- **12/24 at S.F.:** Started at FB
- **12/31 at TEN:** Saw action at FB and on special teams
- **1/7 vs. BUF:** Saw action at FB and on special teams
- **1/14 at PIT:** Started at FB and recorded a 14-yard TD reception to put the team up two scores in the fourth quarter with four minutes remaining

2015 (w/ NYJ - 16/4)

- Played in all 16 games with four starts
- Tallied two rushes for two yards and four receptions for 56 yards (14.0 rec. avg.)
- Added eight special teams tackles

2014 (w/ NYJ - 4/2)

- Saw action in four games with two starts
- Totaled one rushing attempt for three yards and two receptions for 30 yards

2013 (w/ NYJ - 16/4)

- Played in all 16 games with eight starts during his rookie season
- Tallied 17 rushes for 62 yards and 11 receptions for 69 yards

COLLEGE (at Wake Forest, 2009-12)

- In four seasons as a Deamon Deacon, started 22 of 49 games and rushed for 160 yards on 50 carries with three TDs
- Also caught 51 passes for 405 yards (7.9 rec. avg.) and seven TDs
- As a senior, started all 12 games and caught 23 passes for 208 yards (9.0 rec. avg.) with five TDs

PERSONAL

- Three-time All-District, All-Conference and All-Area performer accumulated more than 1,500 yards and 18 TDs during his career at North Fort Myers (Fla.) High School
- Named team MVP as a senior, after rushing 50 times for 193 yards and four TDs
- Also lettered in track and baseball
- Played in college with Jaguars Special Assistant to the General Manager **John Idzik's** son, Brad Idzik

REGULAR SEASON CAREER STATISTICS

YEAR	TEAM	GP/GS	NO	RUSHING				RECEIVING				
				YDS	AVG	LG	TD	NO	YDS	AVG	LG	TD
2013	NYJ	16/8	17	62	3.6	8	0	11	69	6.3	21	0
2014	NYJ	4/2	1	3	3.0	3	0	2	30	15.0	16	0
2015	NYJ	16/4	2	2	2.0	2	0	4	56	14.0	23	0
2017	JAX	16/10	5	5	1.0	3	2	6	43	7.2	14	1
NFL totals: 3 yrs. 52/24			25	72	2.9	8	2	23	198	8.6	23	1

POSTSEASON CAREER STATISTICS

YEAR	TEAM	GP/GS	NO	RUSHING				RECEIVING				
				YDS	AVG	LG	TD	NO	YDS	AVG	LG	TD
2017	JAX	2/1	0	0	0.0	-	0	1	14	14.0	14	1
NFL totals: 3 yrs. 2/1			0	0	0.0	-	0	1	14	14.0	14	1

2017 GAME-BY-GAME STATISTICS

DATE	GAME	NO	RUSHING				NO	RECEIVING			
			YDS	AVG	LG	TD		YDS	AVG	LG	TD
09/10	at Houston	1	0	0.0	0	0	1	1	1.0	1	1
09/17	vs. Tennessee	0	0	0.0	-	0	0	0	0.0	-	0
09/24	vs. Baltimore	0	0	0.0	-	0	1	8	8.0	8	0
10/01	at New York Jets	0	0	0.0	-	0	2	14	7.0	13	0
10/08	at Pittsburgh	0	0	0.0	-	0	0	0	0.0	-	0
10/15	vs. LA Rams	0	0	0.0	-	0	0	0	0.0	-	0
10/22	at Indianapolis	1	0	0.0	0	0	1	14	14.0	14	0
BYE WEEK											
11/05	vs. Cincinnati	0	0	0.0	-	0	1	6	6.0	6	0
11/12	vs. LA Chargers	0	0	0.0	-	0	0	0	0.0	-	0
11/19	at Cleveland	1	3	3.0	3	0	0	0	0.0	-	0
11/26	at Arizona	0	0	0.0	-	0	0	0	0.0	-	0
12/03	vs. Indianapolis	0	0	0.0	-	0	0	0	0.0	-	0
12/10	vs. Seattle	0	0	0.0	-	0	0	0	0.0	-	0
12/17	vs. Houston	2	2	1.0	1	2	0	0	0.0	-	0
12/24	at San Francisco	0	0	0.0	-	0	0	0	0.0	-	0
12/31	at Tennessee	0	0	0.0	-	0	0	0	0.0	-	0
2017 totals:		5	5	1.0	3	2	6	43	7.2	14	1
01/07	vs. Buffalo	0	0	0.0	-	0	0	0	0.0	-	0
01/14	at Pittsburgh	0	0	0.0	-	0	1	14	14.0	14	1
Postseason totals		0	0	0.0	-	0	1	14	14.0	14	1

Additional Statistics: two special teams tackles

BLAKE BORTLES

5

BLAKE BORTLES

QUARTERBACK

6-5 236 LBS


CENTRAL FLORIDA

BORN APRIL 28, 1992

OVIDO, FLORIDA

ACQ: 1ST ROUND OF 2014 DRAFT (3RD)

EXP: 4TH YEAR



TRANSACTIONS

Originally drafted by Jacksonville in the first round (3rd overall) of the 2014 draft

PRO (Games played/started - 62/61, 2/2)

- Ranks third in career passing yards (14,928), pass attempts (2,229) and pass completions (1,318) and second in passing touchdowns (90) in franchise history
- The first player in franchise history to have multiple games with four-plus passing TDs (four games)
- His 14,928 career passing yards are the fourth-most by a player through their first four NFL seasons

2017 (w/ JAX - 16/16, 2/2)

Has posted a franchise-best 85.5 passer rating in the postseason

- **9/10 at HOU:** Started at QB and threw for 125 yards on 11-21 passing with one TD ... Completed his third consecutive contest with at least one TD and zero INTs dating back to Week 16 of the 2016 season ... Rushed three times for 13 yards
- **9/17 vs. TEN:** Completed 20-of-34 passes (58.8 comp. pct.) for 223 yards, one TD and two interceptions and added four rushes for 29 yards
- **9/24 vs. BAL:** Completed 20-of-31 passes for 244 yards, four TDs and rushed for 18 yards on three carries
- **10/1 at NYJ:** Completed 15-of-35 passes for 140 yards, one TD, one INT and rushed for 38 yards on four carries
- **10/8 at PIT:** Completed 8-of-14 passes for 95 yards and one INT
- **10/15 vs. LAR:** Completed 23-of-35 passes for 241 yards, one TD and one INT
- **10/22 at IND:** Completed 18-of-26 passes (69.2 comp pct.) for 330 yards and one TD ... Threw for a career high 282 yards in the first half ... Finished game with 124.7 QB rating
- **11/5 vs. CIN:** Completed 24-of-38 passes (63.2 comp pct.) for 259 yards and one TD and rushed for 20 yards on five carries
- **11/12 vs. LAC:** Completed 29-of-51 passes for 273 yards, one TD, two INTs and rushed for 34 yards on five carries ... Led an 11-play, 84 yard drive (all passes) that concluded with a WR **Marqise Lee** TD to tie the game in the third quarter
- **11/19 at CLE:** Completed 17-of-30 passes for 154 yards, one TD and rushed for four yards on four carries
- **11/26 at ARI:** Completed 19-of-33 passes for 160 yards, one INT and rushed for a team-high 62 yards on six carries with a career-high two rushing TDs
- **12/3 vs. IND:** Completed 26-of-35 passes (74.3 comp pct.) for 309 yards, two TDs and rushed three times for 27 yards.
- **12/10 vs. SEA:** Completed 18-of-27 passes (66.7 comp. pct.) for 268 yards, two TDs and a QB rating of 123.7
- **12/17 vs. HOU:** Completed 21-of-29 passes (72.4 comp. pct) for 326 yards, three TDs and a career-high 143.8 QB rating
- **12/24 at S.F.:** Completed 30-of-52 passes (64.0 comp pct) for a career-high 382 yards, two TDs, three INTs and rushed for 31 yards on five attempts
- **12/31 at TEN:** Completed 15-of-34 passes for 158 yards and two INTs
- **1/7 vs. BUF:** Completed 12-of-23 passes for 87 yards, one TD and rushed for a career-high 88 yards on 10 carries
- **1/14 at PIT:** Completed 14-of-26 passes for 214 yards, one TD and a QB rating of 94.1

2016 (w/ JAX - 16/16)

Completed 368 of 625 passes, both being single-season franchise records, for 3,905 yards, 23 TDs and 16 INTs for a 78.8 passer rating ... Marked his second consecutive season with more than 3,500 passing yards and 20 TDs, the first player in franchise history to achieve this feat ... Threw his 1,000th career completion against Indianapolis in Week 17 to become the sixth-fastest player in NFL history ... Was one of two players (ATL's **Matt Ryan**) in the league responsible for a TD (passing/rushing/receiving) in every game

- **9/11 vs. G.B.:** Completed 24-of-39 passes (61.5 comp. pct.) for 320 yards, one TD and one INT for an 85.4 passer rating ... His 187 first-half passing yards were most for his career ... His 320 yards are the most by a Jaguars QB on kickoff weekend in franchise history
- **9/18 at S.D.:** Completed 31-of-50 passes (62.0 comp. pct.) for 329 yards, two TDs and two INTs for a 77.8 passer rating
- **9/25 vs. BAL:** Completed 24-of-38 passes (63.2 comp. pct.) for 194 yards, two TDs and three INTs for a 60.6 passer rating ... Eclipsed 50 career passing TDs in his 33rd career game, becoming the fastest Jaguars QB to 50 career passing TDs, surpassing the previous mark set by **Mark Brunell** (41 games)
- **10/2 vs. IND:** Completed 19-of-33 passes (57.6 comp. pct.) for 207 yards and two

TDs ... Posted a season-best 96.4 passer rating ... Rushed seven times for 36 yards and his third career rushing TD

- **10/16 at CHI:** Completed 20 of 33 passes (60.6 comp. pct.) for 271 yards, one TD and one INT for an 84.3 passer rating ... Trailing 16-10 with 3:18 remaining in the fourth quarter, Bortles engineered a four-play, 78-yard drive that culminated in a 51-yard TD pass to WR **Arrelious Benn** with 2:58 remaining ... The victory marked Bortles' fifth come-from-behind fourth-quarter victory
- **10/23 vs. OAK:** Accounted for 279 yards of offense, completing 23 of 42 passes (53.5 comp. pct.) for 246 yards, one TD and two INTs for a 58.9 passer rating, as well as rushing for 33 yards on five carries
- **10/27 at TEN:** Completed 33-for-54 passes (61.1 comp. pct.) for 337 yards and three TDs for a 97.5 passer rating
- **11/6 at K.C.:** Completed 22-for-41 passes (53.7 comp. pct.) for 252 yards, two TDs and one INT
- **11/13 vs. HOU:** Completed 32-of-49 passes (65.3 comp. pct.) for 265 yards, two TDs and one INT for an 84.1 passer rating
- **11/20 at DET:** Completed 22-of-35 passes (62.9 comp. pct.) for 202 yards, two TDs and two INTs
- **11/27 at BUF:** Completed 13-of-26 passes (50.0 comp. pct.) for 126 yards and two TDs ... Ran for a career-high, team-high 81 yards
- **12/4 vs. DEN:** Completed 19-of-42 passes (45.2 comp. pct.) for 181 yards and two INTs ... Rushed two times for 29 yards, including a 22-yard TD run
- **12/11 vs. MIN:** Completed 23-of-37 passes (62.2 comp. pct.) for 257 yards and one TD for a 91.8 passer rating ... Rushed three times for 13 yards
- **12/18 at HOU:** Completed 12-of-28 passes for 92 yards and one INT ... Rushed two times for one TD
- **12/24 vs. TEN:** Completed 26-of-38 passes for 325 yards and one TD ... His 103.5 passer rating was a season-high and his best mark since he posted a 124.5 passer rating at New Orleans on Dec. 27, 2015 ... Also had a receiving TD on a throw-back pass from WR **Marqise Lee**, becoming the first player in NFL history to record 300-plus passing yards and at least one receiving TD
- **1/1 at IND:** Completed 25-of-39 passes for 301 yards, one touchdown and posted a 96.2 passer rating ... Threw for 300+ yards in back-to-back games for the second time this season and for the fourth time in his career

2015 (w/ JAX - 16/16)

Completed 355 of 606 passes (58.6 comp. pct.) for 4,428, 35 TDs and 18 INTs for an 88.2 passer rating ... Set single-season franchise records for yards, completions, attempts and touchdowns ... Threw a TD in 15 straight games from 9/13/15 to 12/27/15, the longest streak in franchise history ... Threw for the NFL's second-most passing TDs (35) in 2015, behind only New England's **Tom Brady** ... Joins **Dan Marino** (1984) as the only first- or second-year QBs in NFL history to throw for 4,400-plus yards and 35-plus TDs in a single season ... Became the youngest QB in NFL history to throw for 4,000-plus yards and 35-plus TDs and rush for 300-plus yards in a season. ... The only other players in NFL history to achieve the feat are **Daunte Culpepper** (2004) and **Steve Young** (1998) ... Finished the season with 72 completions of 20-plus yards, the most in the NFL and the most in a season in Jaguars history (the previous record for completions of 20-plus yards by a Jaguars QB was 44, set by **Mark Brunell** in 1997 and 2001 and **David Garrard** in 2004) ... Threw for 300-plus yards on six occasions in 2015, tied for the most 300-yard passing games by a Jaguars QB in a single season ... Youngest QB in NFL history to throw for at least 25 TDs and rush for at least one TD in a single season

- **9/13 vs. CAR:** Became the second QB in franchise history to start on opening day before turning 24 years old ... Completed 22-of-40 for 183 yards and 1 TD, while also rushing four times for 26 yards (6.5 rush avg.) ... Surpassed 3,000 career passing yards on a 6-yard TD completion to **Rashad Greene** in the second quarter ... His 22 completions are tied for the seventh-most in a season opener in franchise history
- **9/20 vs. MIA:** Completed 18-of-33 for 273 yards and two TDs ... Captained his second career fourth-quarter game-winning drive, marching the Jaguars 66 yards on nine plays to set up K **Jason Myers'** game-winning 28-yard FG with :40 left
- **10/4 at IND:** Completed 28-of-50 passes (56.0 comp. pct.) for 298 yards and one TD for an 80.2 passer rating ... The 50 pass attempts by Bortles were the most of his career and the fifth-most in franchise history ... Joins **Byron Leftwich** (54), **Mark Brunell** (52, 50) and **Chad Henne** (51, 51) as the only players in Jaguars history to register 50-plus pass attempts in a single game
- **10/11 at T.B.:** Completed 23-of-33 passes (69.7 comp. pct.) for 303 yards, four TDs and one INT ... First time in Bortles' 19-game career that he threw three or more touchdowns ... Bortles joins **Mark Brunell** (11/29/98), **David Garrard** (10/31/10), **Quinn Gray** (12/30/07) and **Chad Henne** (11/18/12) as the only Jaguars quarterbacks to throw for four touchdowns in a single game
- **10/18 vs. HOU:** Completed 30-of-53 passes for 331 yards, three TDs and three INTs ... His 53 pass attempts were the second-most in franchise history and most since **Byron Leftwich** recorded 54 on 10/10/04 at San Diego ... Has thrown for 300+ yards in back-to-back games for the first time in his career
- **10/25 vs. BUF:** Completed 13-of-29 passes for 182 yards, 2 TDs and one INT ... Threw a 31-yard game-winning touchdown pass to WR **Allen Hurns** with 2:25 remaining in the fourth quarter
- **11/8 at NYJ:** Completed 24 of 40 passes for a career-high 381 yards, two TDs and two INTs ... 381 passing yards were fourth-most in franchise history ... Joins **Mark Brunell** as the only QBs in franchise history to throw for 375-plus yards in a single game ... Has thrown for two-plus touchdowns in four consecutive games,

BLAKE BORTLES

tying the franchise record for most consecutive games with two-plus passing TDs (**Chad Henne** in 2013 and **David Garrard** in 2007)

- **11/19 vs. TEN:** Completed 21 of 30 passes for 242 yards, one TD and one INT for a 91.2 passer rating ... His fourth-quarter TD pass to **Julius Thomas** was his 20th of the season, placing him with **David Garrard** (23 in 2010) and **Mark Brunell** (20 in 1998 and 2000) as the only QBs in Jaguars history to throw for 20-plus TD passes in a season

- **11/29 vs. S.D.:** Completed 30-of-49 passes for 329 yards, two TDs and one INT ... The fourth game with at least 300 passing yards and two passing TDs in 2015, the most such games ever in Jaguars single-season history

- **12/6 at TEN:** Completed 24-of-36 passes for 322 yards and a career-high five TDs ... Became the youngest player in NFL history to throw for 320-plus yards, five-plus TDs and zero INTs in a single game ... His five TDs is the most by a Jaguars QB in a single game ... Joins **Dan Marino** (22, 1984) and **Matthew Stafford** (23, 2011) as the only QBs age 23-or-younger in NFL history to throw for 27 or more TDs through the first 12 games of the season ... Tallied a career-high 134.5 passer rating

- **12/13 vs. IND:** Completed 16 of 30 passes (58.3 completion pct.) for 250 yards and three TDs for a 114.6 passer rating ... Joins Dan Marino (36, 1984) and Kurt Warner (34, 1999) as the only first- or second-year QBs to throw for 30-plus passing TDs through 13 games in a season ... Bortles (23) and Marino (22) are the only players age 23-or-younger to throw for 30-plus TDs through 13 games in a season ... Bortles' fourth career game with a passer rating of 100-plus and his fourth career game with three-plus passing TDs ... Has become the first player in Jaguars history to throw for three-plus TDs and zero INTs in back-to-back games

- **12/27 at N.O.:** Completed 27-of-35 passes (77.1 comp. percentage) for 368 yards, four TDs and two INTs for a passer rating of 124.5, his third highest of the season ... Bortles' 77.1 comp. percentage was the second-highest in his NFL career ... In the second half, completed 18-of-21 passes (85.7 comp. percentage) for 288 yards, three TDs and zero INTs for a perfect 158.3 passer rating

2014 (w/ JAX - 14/13)

Set franchise single-season records for a rookie with 2,908 passing yards and 280 completions while throwing for 11 TDs ... Led all NFL QBs with a 7.48 average per rush, rushing 56 times for 419 yards ... Marked the highest single-season rushing average by a QB in team history and his 419 rushing yards were second-most in team history (480, **Mark Brunell**, 1995) ... Finished with 37 completions of 20-plus yards ... Became 16th QB in Jaguars history to start a game and was one of seven rookie QBs to make their NFL debut in 2014 ... Took over as the team's starting QB in Week 4 and started the final 13 games ... Was 280 of 475 passing for 2,908 yards with 11 TDs/17 INTs and 69.5 rating ... Had 21 completions of 25-plus yards ... Rushed for 419 yards on 56 carries (7.48 avg.), the highest average by a NFL QB and second-most rushing yards by a Jaguars QB in a season

- **9/7 at PHI:** Dressed but did not play in season-opener
- **9/14 at WAS:** Dressed but did not play
- **9/21 vs. IND:** Made his NFL debut after he was inserted into the lineup to start the second half and finished 14 of 24 passing for 223 yards with two TDs/two INTs for an 82.5 passer rating ... Had four completions of 20-plus yards including a 63-yard TD pass to **Allen Hurns** ... Also had 30 rushing yards including 20-yard rush ... Engineered the offense to 289 yards in the second half after the club managed only 55 yards in the first half
- **9/28 at SD:** Made first career start and totaled 29 of 37 passing for 254 yards with one TD and two INTs for an 81.7 passer rating ... Completed 78.4 percent of his passes, the highest in NFL history for a rookie quarterback in his first career start with a minimum 30 attempts ... Hooked up with TE **Nic Jacobs** for a two-yard score in the second quarter ... Had five carries for 24 yards ... His 29 completions set single-game franchise record by a rookie and his completions, attempts and yards were most by a Jaguars rookie QB in first career start

- **10/5 vs. PIT:** Started at QB for first time at home and was 22 of 36 passing for 191 yards with two INTs for a 52.0 rating
- **10/12 at TEN:** Threw for 336 yards and one TD on 32 of 46 passing (69.6 pct.), tying **Byron Leftwich** (10/5/03 vs. San Diego) for most passing yards by a rookie in team history ... His 46 attempts and 32 completions were the most in franchise history by a rookie ... Had a 59-yard completion to TE **Clay Harbor** and hooked up with Harbor for a 20-yard TD pass in the fourth quarter ... Marked first AFC South start ... Led team in rushing with five carries for 38 yards

- **10/19 vs. CLE:** Was 17 of 31 passing for 159 yards with one TD and 3 INTs ... Had 31-yard TD pass to WR **Allen Robinson** in the second quarter ... Added five carries for 37 yards with a long of 18 yards. Had four completions of 20-plus yards
- **10/26 vs. MIA:** Threw for 221 yards and one TD on 18 of 34 passing ... Had two INTs, both returned for scores ... Hooked up with **Allen Robinson** for a 48-yard TD in the fourth quarter

- **11/2 at CIN:** Posted a career-best 96.4 rating on 22 of 33 passing (66.7 pct.) with two TDs and one INT ... Had TD passes to **Allen Hurns** of 40 and 18 yards
- **11/9 vs. DAL:** Completed 22 of 37 passes for 290 yards with one INT for a 73.0 rating ... Had four completions of 20-plus yards including a 53-yard pass to WR **Cecil Shorts**

- **11/23 at IND:** Threw for 146 yards on 15 of 27 passing
- **11/30 vs. NYG:** Completed 21 of 35 passes for 194 yards with one TD for an 84.7 rating ... Had first career fourth-quarter comeback win, leading team on a 11-play, 70-yard drive that culminated with a **Josh Scobee** FG ... Had a 30-yard TD pass to **Marqise Lee** in the third quarter and finished with four completions of 20-plus yards ... Added a career-high 68 rushing yards on five carries including

a 29-yard rush ... Became only the third starting rookie quarterback to lead his team to a comeback win of 21 or more points since at least 1970

- **12/7 vs. HOU:** Was 20 of 39 passing for 205 yards with one TD for a 64.6 rating ... Had a four-yard TD pass to **Allen Hurns** in the first quarter, his first career TD pass in the first quarter ... Had three completions of 20-plus yards

- **12/14 at BAL:** Had three completions of 20-plus yards and finished 21 of 37 passing for 210 yards with one INT for a 61.8 rating
- **12/18 vs. TEN:** Earned first career division win, throwing for 115 yards and one TD ... Had a 34-yard completion to **Marqise Lee** in the third quarter ... Had five carries for 50 yards with runs of 19, 15 and 13 yards
- **12/28 at HOU:** Threw for 117 yards in season-finale on 14 of 33 passing and led team with 61 yards on three carries (20.3 avg.) ... Had a 34-yard rush in the fourth quarter, his longest rush of his career ... Set single-season franchise-record for passing yards by a rookie with 2,908

COLLEGE (at Central Florida, 2011-13)

- Played in 37 games with 30 starts
- Declared for the NFL Draft following his junior season
- Compiled a 22-5 record as a starter
- Career totals included 585 of 891 passing for 7,598 yards with 56 TDs/19 INT
- Ranked fourth in school history for passing yards and TDs
- As a junior, finished 259 of 382 passing (67.8 pct.) for 3,581 yards with 25 TDs/9 INTs and led team to a 12-1 mark and a Fiesta Bowl win
- Named MVP of the Fiesta Bowl with a win over Baylor, throwing for 301 yards and three TDs
- Majored in Interpersonal/Organizational Communication and minored in Sports and Fitness

PERSONAL

- Attended Oviedo High School where he finished his career by setting Seminole County records with 5,576 yards and 53 TDs
- Captured MVP award at the Central Florida All-Star game following senior year
- Also lettered in baseball
- His brother, Colby, plays baseball for the Detroit Tigers
- Son of Suzy and Rob Bortles
- Twitter handle is @BBortles5



REGULAR SEASON CAREER STATISTICS

PASSING

YEAR	TEAM	P/S	COMP	ATT	PCT	YDS	AVG	TD	INT	SK	RTG
2014	JAX	14/13	280	475	58.9	2,908	6.1	11	17	55	69.5
2015	JAX	16/16	355	606	58.6	4,428#	7.3	35#	18	51	88.2
2016	JAX	16/16	368#	625#	58.9	3,905	6.2	23	16	34	78.8
2017	JAX	16/16	315	523	60.2	3,687	7.0	21	13	24	84.7
NFL totals: 4 yrs.		62/61	1,318	2,229	59.1	14,928	6.7	90	64	164	80.8

single-franchise record

RUSHING

YEAR	TEAM	W-L*	ATT	YDS	AVG	TD
2014	JAX	3-10	56	419	7.5	0
2015	JAX	5-11	52	310	6.0	2
2016	JAX	3-13	58	359	6.2	3
2017	JAX	10-6	57	322	5.6	2
NFL totals: 4 yrs.		21-40	223	1,410	6.3	7

* games started



POSTSEASON CAREER STATISTICS

PASSING

YEAR	TEAM	P/S	COMP	ATT	PCT	YDS	AVG	TD	INT	SK	RTG
2017	JAX	2/2	26	49	53.1	301	6.1	2	0	2	85.5
NFL totals: 4 yrs.		2/2	12	23	53.1	301	6.1	2	0	2	85.5

RUSHING

YEAR	TEAM	W-L*	ATT	YDS	AVG	TD
2017	JAX	2-0	15	123	8.2	0
NFL totals: 4 yrs.		2-0	15	123	8.2	0

* games started

BLAKE BORTLES

CAREER HIGHS

	GAME	SEASON
Passing completions:	33 (10/27/16 at TEN)	368 (2016)
Passing attempts:	54 (10/27/16 at TEN)	625 (2016)
Passing percentage:	78.4 (9/28/14 at S.D.)	60.2 (2017)
Passing yards:	382 (12/24/17 at S.F.)	4,428 (2015)
Passing touchdowns:	5 (12/6/15 at TEN)	35 (2015)
Passer rating:	143.8 (12/17/17 vs. HOU)	88.2 (2015)
Rushing attempts:	7 (12/10/17 vs. SEA)	58 (2016)
Rushing yards:	81 (11/27/16 at BUF)	419 (2014)
Rushing touchdowns:	2 (11/26/17 at ARI)	3 (2016)

2017 GAME-BY-GAME STATISTICS

DATE	OPP	P/S	COMP	ATT	PCT	YDS	AVG	TD	INT	SK	RTG
09/10	at HOU	1/1	11	21	52.4	125	6.0	1	0	0	86.4
09/17	vs. TEN	1/1	20	34	58.8	223	6.6	1	2	2	63.7
09/24	vs. BAL	1/1	20	31	64.5	244	7.9	4	0	0	128.2
10/01	at NYJ	1/1	15	35	42.9	140	4.0	1	1	1	52.1
10/08	at PIT	1/1	8	14	57.1	95	6.8	0	1	2	48.0
10/15	vs. LAR	1/1	23	35	65.7	241	6.9	1	1	5	83.2
10/22	at IND	1/1	18	26	69.2	330	12.7	1	0	1	124.7
BYE WEEK											
11/05	vs. CIN	1/1	24	38	63.1	259	6.6	1	0	0	91.9
11/12	vs. LAC	1/1	28	51	54.9	278	5.4	1	2	3	60.3
11/19	at CLE	1/1	17	30	56.7	154	5.1	1	0	2	81.8
11/26	at AZ	1/1	19	33	57.6	160	4.8	0	1	3	57.6
12/03	vs. IND	1/1	26	35	74.3	309	9.4	2	0	1	119.8
12/10	vs. SEA	1/1	18	27	66.7	268	9.9	2	0	0	123.7
12/17	vs. HOU	1/1	21	29	72.4	326	11.2	3	0	1	143.8
12/24	at SF	1/1	32	50	64.0	382	7.6	2	3	1	75.6
12/31	at TEN	1/1	15	34	44.1	158	4.6	0	2	2	33.7
2017 totals:	16/16	315	523	60.2	3,687	7.0	21	13	24	84.7	
01/07	vs. BUF	1/1	12	23	52.2	87	3.8	1	0	2	75.8
01/14	at PIT	1/1	14	26	53.8	214	8.2	1	0	0	94.1
Postseason totals:	2/2	26	49	53.1	301	6.1	2	0	2	85.5	

RUSHING

DATE	OPP	W/L	ATT	YDS	AVG	LG	TD
09/10	at HOU	W	3	13	4.3	15	0
09/17	vs. TEN	L	4	29	7.3	11	0
09/24	vs. BAL	W	3	18	6.0	9	0
10/01	at NYJ	L	4	38	9.5	27	0
10/08	at PIT	W	1	9	9.0	9	0
10/15	vs. LAR	L	2	19	9.5	17	0
10/22	at IND	W	4	11	2.8	5	0
BYE WEEK							
11/05	vs. CIN	W	5	20	4.0	7	0
11/12	vs. LAC	W	5	34	6.8	14	0
11/19	at CLE	W	4	4	1.0	3	0
11/26	at AZ	L	6	62	10.3	28	2
12/03	vs. IND	W	3	27	9.0	20	0
12/10	vs. SEA	W	7	-2	-0.3	2	0
12/17	vs. HOU	W	0	0	0.0	-	0
12/24	at SF	L	5	31	6.2	11	0
12/31	at TEN	L	1	9	9.0	9	0
2017 totals:	10-6	57	322	5.6	28	2	
01/07	vs. BUF	1-0	10	88	8.8	20	0
01/14	at PIT	1-0	5	35	7.0	16	0
Postseason totals:	2-0	15	123	8.2	20	0	

2016 GAME-BY-GAME STATISTICS

PASSING

DATE	OPP	P/S	COMP	ATT	PCT	YDS	AVG	TD	INT	SK	RTG
09/11	vs. G.B.	1/1	24	39	61.5	320	8.2	1	1	3	85.4
09/18	at S.D.	1/1	31	50	62.0	329	6.6	2	2	2	77.8
09/25	vs. BAL	1/1	24	38	63.2	194	5.1	2	3	4	60.6
10/02	vs. IND	1/1	19	33	57.6	207	6.3	2	0	3	96.4
BYE WEEK											
10/16	at CHI	1/1	20	33	60.6	271	8.2	1	1	2	84.3
10/23	vs. OAK	1/1	23	43	53.5	246	5.7	1	2	1	58.9
10/27	at TEN	1/1	33	54	61.1	337	6.2	3	0	2	97.5
11/06	at K.C.	1/1	22	41	53.7	252	6.1	2	1	2	78.5
11/13	vs. HOU	1/1	32	49	65.3	265	5.4	2	1	2	84.1
11/20	at DET	1/1	22	35	62.9	202	5.8	2	2	0	73.8
11/27	at BUF	1/1	13	26	50.0	126	4.9	2	0	2	89.6
12/04	vs. DEN	1/1	19	42	45.2	181	4.3	0	2	1	37.9
12/11	vs. MIN	1/1	23	37	62.2	257	6.9	1	0	4	91.8
12/18	at HOU	1/1	12	28	42.9	92	3.3	0	1	2	36.6
12/24	vs. TEN	1/1	26	38	68.4	325	8.6	1	0	2	103.5
01/01	at IND	1/1	25	39	64.1	301	7.7	1	0	2	96.2
2016 totals:	16/16	368	625	58.9	3,905	6.2	23	16	34	78.8	

Additional statistics: one reception for 20 yards and one TD on 12/24/16 vs. TEN.

RUSHING

DATE	OPP	W/L	ATT	YDS	AVG	LG	TD
09/11	vs. G.B.	L	2	2	1.0	3	0
09/18	at S.D.	L	3	34	11.3	24	0
09/25	vs. BAL	L	3	17	5.7	9	0
10/02	vs. IND	W	7	36	5.1	9	1
BYE WEEK							
10/16	at CHI	W	3	1	0.3	3	0
10/23	vs. OAK	L	5	33	6.6	17	0
10/27	at TEN	L	4	22	5.5	12	0
11/06	at K.C.	L	6	54	9.0	26	0
11/13	vs. HOU	L	3	11	3.7	11	0
11/20	at DET	L	1	3	3.0	3	0
11/27	at BUF	L	8	81	10.1	27	0
12/04	vs. DEN	L	2	29	14.5	22	1
12/11	vs. MIN	L	3	13	4.3	6	0
12/18	at HOU	L	2	-5	-2.5	1	1
12/24	vs. TEN	W	3	7	2.3	7	0
01/01	at IND	L	3	21	7.0	16	0
2016 totals:	3-13	58	359	6.2	27	3	

BLAKE BORTLES

2015 GAME-BY-GAME STATISTICS

PASSING											
DATE	OPP	P/S	COMP	ATT	PCT	YDS	AVG	TD	INT	SK	RTG
09/13	vs. CAR	1/1	22	40	55.0	183	4.6	1	2	5	54.5
09/20	vs. MIA	1/1	18	33	54.5	273	8.3	2	0	0	102.2
09/27	at N.E.	1/1	17	33	51.5	242	7.3	2	1	2	83.1
10/04	at IND	1/1	28	50	56.0	298	6.0	1	0	1	80.2
10/11	at T.B.	1/1	23	33	69.7	303	9.2	4	1	6	125.4
10/18	vs. HOU	1/1	30	53	56.6	331	6.2	3	3	3	70.6
10/25	vs. BUF	1/1	13	29	44.8	182	6.3	2	1	2	74.2
BYE WEEK											
11/08	at NYJ	1/1	24	40	60.0	381	9.5	2	2	6	87.6
11/15	at BAL	1/1	22	45	48.9	188	4.2	2	1	3	65.8
11/19	vs. TEN	1/1	21	30	70.0	242	8.1	1	1	4	91.2
11/29	vs. S.D.	1/1	30	49	61.2	329	6.7	2	1	2	86.2
12/06	at TEN	1/1	24	36	66.7	322	8.9	5*	0	2	134.5
12/13	vs. IND	1/1	16	30	53.3	250	8.3	3	0	3	114.6
12/20	vs. ATL	1/1	23	38	60.5	297	7.8	1	1	2	82.9
12/27	at N.O.	1/1	27	35	77.1	368	10.5	4	2	2	124.5
01/03	at HOU	1/1	17	32	53.1	239	7.5	0	2	8	51.4
2015 totals:		16/16	355#	606#	58.6	4,428#	7.3	35#	18	51	88.2

* single-game franchise record
single-season franchise record

RUSHING

DATE	OPP	W/L	ATT	YDS	AVG	LG	TD
09/13	vs. CAR	L	4	26	6.5	12	0
09/20	vs. MIA	W	2	27	13.5	28	0
09/27	at N.E.	L	3	7	2.3	3	0
10/04	at IND	L	4	31	7.8	14	0
10/11	at T.B.	L	1	21	21.0	21	0
10/18	vs. HOU	L	4	37	9.3	12	0
10/25	vs. BUF	W	5	-3	-0.6	1	0
BYE WEEK							
11/08	at NYJ	L	4	32	8.0	11	0
11/15	at BAL	W	2	25	12.5	14	0
11/19	vs. TEN	W	2	9	4.5	13	0
11/29	vs. S.D.	L	6	33	5.5	10	0
12/06	at TEN	L	2	-1	-0.5	0	0
12/13	vs. IND	W	4	17	4.3	15	1
12/20	vs. ATL	L	6	44	7.3	13	1
12/27	at N.O.	L	3	5	1.7	5	0
01/03	at HOU	L	0	0	0.0	-	0
2015 totals:		5-11	52	310	6.0	28	2

2014 GAME-BY-GAME STATISTICS

PASSING											
DATE	OPP	P/S	COMP	ATT	PCT	YDS	AVG	TD	INT	SK	RTG
09/07	at PHI	0/0									DNP
09/14	at WAS	0/0									DNP
09/21	vs. IND	1/0	14	24	58.3	223	9.3	2	2	1	82.5
09/28	at S.D.	1/1	29	37	78.4	254	6.9	1	2	3	81.8
10/05	vs. PIT	1/1	22	36	61.1	191	5.3	0	2	1	52.0
10/12	at TEN	1/1	32	46	69.6	336	7.3	1	1	6	88.6
10/19	vs. CLE	1/1	17	31	54.8	159	5.1	1	3	2	40.3
10/26	vs. MIA	1/1	18	34	52.9	221	6.5	1	2	4	58.6
11/02	at CIN	1/1	22	33	66.8	247	7.5	2	1	1	96.4
11/09	vs. DAL	1/1	22	37	59.5	290	7.8	0	1	4	73.0
BYE WEEK											
11/23	at IND	1/1	15	27	55.6	146	5.4	0	1	4	55.5
11/30	vs. NYG	1/1	21	35	60.0	194	5.5	1	0	7	84.7
12/07	vs. HOU	1/1	20	39	51.3	205	5.3	1	1	4	64.6
12/14	at BAL	1/1	21	37	56.8	210	5.7	0	1	8	61.8
12/18	vs. TEN	1/1	13	26	50.0	115	4.4	1	0	4	75.0
12/28	at HOU	1/1	14	33	42.4	117	3.5	0	0	5	52.2
2015 totals:		14/13	280	475	58.9	2,908	6.1	11	17	55	69.5

RUSHING

DATE	OPP	W/L*	ATT	YDS	AVG	LG	TD
09/07	at PHI						
09/14	at WAS						
09/21	vs. IND		2	30	15.0	20	0
09/28	at S.D.	L	5	24	4.8	8	0
10/05	vs. PIT	L	4	14	3.5	11	0
10/12	at TEN	L	5	38	7.6	11	0
10/19	vs. CLE	W	5	37	7.4	18	0
10/26	vs. MIA	L	6	48	8.0	32	0
11/02	at CIN	L	4	10	2.5	5	0
11/09	vs. DAL	L	3	3	1.0	1	0
BYE WEEK							
11/23	at IND	L	5	24	4.8	20	0
11/30	vs. NYG	W	5	68	13.6	29	0
12/07	vs. HOU	L	3	10	3.3	7	0
12/14	at BAL	L	1	2	2.0	2	0
12/18	vs. TEN	W	5	50	10.0	19	0
12/28	at HOU	L	3	61	20.3	34	0
2015 totals:		3-10*	56	419	7.5	34	0

* games started

A.J. BOUYE

21

A.J. BOUYE



CORNERBACK

6-0 191 LBS.

CENTRAL FLORIDA

BORN AUGUST 16, 1991

TUCKER, GEORGIA

ACQ: UFA (HOUSTON) 2017

EXP: 5TH YEAR



TRANSACTIONS

Originally signed by Houston as an undrafted free agent on 5/10/13 ... Re-signed by Houston as an restricted free agent on 3/28/16 ... Signed by Jacksonville as an unrestricted free agent on 3/10/17

PRO (Games played/started - 66/35, 5/4)

- Career totals include 186 tackles (162 solo), 49 passes defended, 12 INTs, 1.0 sack, one forced fumble and one fumble recovery
- Earned first career Pro Bowl nod in 2017

2017 (w/ JAX - 16/16, 2/2)

Tied for third in the NFL with six INTs

- **9/10 at HOU:** Started at RCB and was tied for second on the team with six tackles (five solo) and also recorded one pass defended
- **9/17 vs. TEN:** Started at RCB and was tied for second on the team with six solo tackles and one pass defended
- **9/24 vs. BAL:** Started at RCB and recorded one INT and one pass defended
- **10/1 at NYJ:** Started at RCB and recorded two solo tackles, one INT and two passes defended ... Recorded an INT in back-to-back games for the first time in his career
- **10/8 at PIT:** Started at RCB and recorded three solo tackles and one pass defended
- **10/15 vs. LAR:** Started at RCB and recorded four solo tackles and one pass defended
- **10/22 at IND:** Started at RCB and recorded five solo tackles and two passes defended
- **11/5 vs. CIN:** Started at RCB ... Held CIN QB **Andy Dalton** to a season-low 163 yards passing
- **11/12 vs. LAC:** Started at RCB and recorded four tackles (three solo), one pass defended and an INT in overtime that set up K **Josh Lambo's** game-winning FG
- **11/19 at CLE:** Started at RCB and recorded two solo tackles, one pass defended and one INT, which set a new career-high interception mark
- **11/26 at ARI:** Started at RCB and recorded four solo tackles and one pass defended
- **12/3 vs. IND:** Started at RCB and recorded a season-high seven solo tackles
- **12/10 vs. SEA:** Started at RCB and recorded two solo tackles, a career-high two INTs and three passes defended
- **12/17 vs. HOU:** Started at RCB and recorded four solo tackles while limiting T.J. Yates to 128 yards passing
- **12/24 at S.F.:** Started at RCB and recorded three solo tackles and one pass defended
- **12/31 at TEN:** Started at RCB and recorded four tackles (three solo)
- **1/7 vs. BUF:** Started at RCB and recorded five tackles (four solo), one tackle for a loss and one pass defended
- **1/14 at PIT:** Started at RCB and recorded five tackles (four solo)

2016 (w/ HOU, 15/11, 2/2)

Led the team and tied for ninth in the NFL with 16 passes defended ... Set career highs with 11 starts, 62 tackles, 16 passes defended, two tackles for loss and one QB hit ... Tied with ATL DB **Robert Alford** for the most passes defended in the postseason (six)

- **9/11 vs. CHI:** Recorded first career sack on CHI QB **Jay Cutler**, the first sack by a Houston CB since **Demarcus Faggins** vs. Buffalo on 11/19/06
- **9/18 vs. K.C.:** Finished with four tackles (three solo) and tied for the team lead with two passes defended
- **10/2 vs. TEN:** Tied a single-game career high with three passes defended and contributed with two tackles on defense and one on special teams
- **10/24 at DEN:** Led the team and set a single-game career high with 11 tackles (nine solo), while adding two passes defended
- **11/21 at OAK:** Recorded his first INT of the season and sixth of his career when he picked off OAK QB **Derek Carr** on the opening play of the second half
- **11/27 vs. S.D.:** Tied for second on the team with seven tackles (five solo), his second-highest single-game total of the year, and added a pass defended
- **12/24 vs. CIN:** Led the team with nine solo tackles and matched a career high with three passes defended
- **1/7 vs. OAK:** Set a franchise postseason record with four passes defended and

added his first career playoff INT in AFC wild-card round

- **1/14 at N.E.:** Became the first player in Texans history with an INT in back-to-back postseason games when he intercepted N.E. QB **Tom Brady**

2015 (w/ HOU - 15/2, 1/0)

- **10/8 vs. IND:** Made his first start of the season and seventh of his career
- **10/18 at JAX:** Finished second on the team with a season-high seven solo tackles, in addition to two passes defended and one INT
- **12/20 at IND:** Intercepted IND QB **Matt Hasselbeck** in the fourth quarter to clinch the Houston victory

2014 (w/ HOU - 14/6)

Finished tied for the team lead with three INTs ... Ranked sixth in the NFL with 120 INT return yards

- **9/14 at OAK:** Led the team with eight tackles
- **9/21 at NYG:** Started his first career game and made three tackles
- **10/9 vs. IND:** Made three tackles and two special teams tackles, in addition to two passes defended
- **11/2 vs. PHI:** Returned his first career INT 51 yards for a TD in the fourth quarter ... Finished the game with six tackles, one pass defended and one special teams tackle
- **11/16 at CLE:** Started and led the team with nine tackles, had a special teams tackle and one pass defended
- **11/30 vs. TEN:** Recorded his second INT of the season at the Houston 3-yard line in the fourth quarter and returned it to the Tennessee 30
- **12/14 at IND:** Posted his first career forced fumble and fumble recovery and made three tackles
- **12/21 vs. BAL:** Intercepted BAL QB **Joe Flacco** and added three tackles and a then-career best three passes defended

2013 (w/ HOU - 6/0)

Played in six games and recorded two special teams tackles before being placed on the Reserve/Injured List with a hamstring injury on Oct. 16

COLLEGE (at Central Florida, 2009-12)

- Started 21 of 43 career games at CB, compiling 110 tackles (78 solo), six INTs, 1.0 sack, two fumble recoveries and one forced fumble
- Returned from injury to start all 14 games as a senior, finishing with 53 tackles, three INTs, two fumble recoveries and one forced fumble en route to All-Conference USA second team honors
- Started seven games as a junior, recording 21 tackles (19 solo) and two INTs before missing the final five games of the season due to injury

PERSONAL

- Helped lead Tucker (Georgia) High School to a 14-1 record and a state championship during his senior season
- Named first-team all-county after recording 35 tackles as a senior with six INTs while also scoring three TDs on offense and twice on returns
- Recorded 40 tackles and one INT as a junior
- Was a member of the school's merit roll and R.O.T.C.



REGULAR SEASON CAREER STATISTICS

YEAR	TEAM	GP/GS	TKL	SOLO	ASST	SACKS	FF	FR	PD	INT
2013	HOU	6/0	0	0	0	0.0	0	0	0	0
2014	HOU	14/6	54	47	7	0.0	1	1	10	3
2015	HOU	15/2	14	14	0	0.0	0	0	6	2
2016	HOU	15/11	62	48	14	1.0	0	0	16	1
2017	JAX	16/16	56	53	3	0.0	0	0	18	6
NFL totals:		4 yrs. 66/35	186	162	24	1.0	1	1	49	12

Additional statistics: special teams tackles (9); 2013 - 2, 2014 - 5, 2015 - 2



POSTSEASON CAREER STATISTICS

YEAR	TEAM	GP/GS	TKL	SOLO	ASST	SACKS	FF	FR	PD	INT
2015	HOU	1/0	1	1	0	0.0	0	0	0	0
2016	HOU	2/2	7	5	2	0.0	1	0	6	2
2017	JAX	2/2	10	8	2	0.0	0	0	1	0
NFL totals:		4 yrs. 5/4	18	14	4	0.0	1	0	7	2



CAREER HIGHS

	GAME	SEASON
Tackles:	11 (10/24/16 at DEN)	62 (2016)
Interceptions:	2 (12/10/17 vs. SEA)	6 (2017)
Forced fumbles:	1 (12/14/14 at IND)	1 (2014)
Fumble recoveries:	1 (12/14/14 at IND)	1 (2014)
Passes defended:	4 (12/10/17 vs. SEA)	18 (2017)

A.J. BOUYE



2017 GAME-BY-GAME STATISTICS

DATE	OPP	TKL	SOLO	ASST	ST	SACKS	FF	FR	PD	INT
09/10	at Houston	6	5	1	0	0.0	0	0	2	0
09/17	vs. Tennessee	6	6	0	0	0.0	0	0	1	0
09/24	vs. Baltimore	0	0	0	0	0.0	0	0	1	1
10/01	at New York Jets	2	2	0	0	0.0	0	0	2	1
10/08	at Pittsburgh	3	3	0	0	0.0	0	0	1	0
10/15	vs. LA Rams	4	4	0	0	0.0	0	0	1	0
10/22	at Indianapolis	5	5	0	0	0.0	0	0	2	0
BYE WEEK										
11/05	vs. Cincinnati	0	0	0	0	0.0	0	0	0	1
11/12	vs. LA Chargers	4	3	1	0	0.0	0	0	1	0
11/19	at Cleveland	2	2	0	0	0.0	0	0	1	1
11/26	at Arizona	4	4	0	0	0.0	0	0	1	0
12/03	vs. Indianapolis	7	7	0	0	0.0	0	0	0	0
12/10	vs. Seattle	2	2	0	0	0.0	0	0	4	2
12/17	vs. Houston	4	4	0	0	0.0	0	0	0	0
12/24	at San Francisco	3	3	0	0	0.0	0	0	1	0
12/31	at Tennessee	4	3	1	0	0.0	0	0	0	0
2017 totals:		56	53	3	0	0.0	0	0	18	6
01/07	vs. Buffalo	5	4	1	0	0.0	0	0	1	0
01/14	at Pittsburgh	5	4	1	0	0.0	0	0	0	0
Postseason totals:		10	8	2	0	0.0	0	0	1	0



2016 GAME-BY-GAME STATISTICS

DATE	OPP	TKL	SOLO	ASST	ST	SACKS	FF	FR	PD	INT
09/11	vs. Chicago	3	3	0	0	1.0	0	0	1	0
09/18	vs. Kansas City	4	3	1	0	0.0	0	0	2	0
09/22	at New England	1	1	0	0	0.0	0	0	0	0
10/02	vs. Tennessee	2	1	1	0	0.0	0	0	3	0
10/09	at Minnesota	2	2	0	0	0.0	0	0	0	0
10/16	vs. Indianapolis	4	3	1	0	0.0	0	0	0	0
10/24	at Denver	11	9	2	0	0.0	0	0	2	0
10/30	vs. Detroit	5	5	0	0	0.0	0	0	1	0
BYE WEEK										
11/13	at Jacksonville					ina				
11/21	at Oakland	2	1	1	0	0.0	0	0	1	1
11/27	vs. San Diego	7	5	2	0	0.0	0	0	1	0
12/04	at Green Bay	4	3	1	0	0.0	0	0	0	0
12/11	at Indianapolis	3	1	2	0	0.0	0	0	1	0
12/18	vs. Jacksonville	2	1	1	0	0.0	0	0	0	0
12/24	vs. Cincinnati	9	9	0	0	0.0	0	0	3	0
01/01	at Tennessee	3	2	1	0	0.0	0	0	1	0
2016 totals:		62	48	14	0	1.0	0	0	16	1
01/07	vs. Oakland	2	0	2	0	0.0	0	0	4	1
01/14	at New England	5	5	0	0	0.0	1	0	2	1
Postseason totals:		7	5	2	0	0.0	1	0	6	2



2015 GAME-BY-GAME STATISTICS

DATE	OPP	TKL	SOLO	ASST	ST	SACKS	FF	FR	PD	INT
09/13	vs. Kansas City	1	1	0	0	0.0	0	0	0	0
09/20	at Carolina	0	0	0	0	0.0	0	0	0	0
09/27	vs. Tampa Bay	0	0	0	0	0.0	0	0	0	0
10/04	at Atlanta	1	1	0	0	0.0	0	0	0	0
10/08	vs. Indianapolis	1	1	0	0	0.0	0	0	0	0
10/18	at Jacksonville	7	7	0	0	0.0	0	0	2	1
10/25	at Miami	1	1	0	0	0.0	0	0	0	0
11/01	vs. Tennessee	0	0	0	0	0.0	0	0	0	0
BYE WEEK										
11/16	at Cincinnati	0	0	0	0	0.0	0	0	0	0
11/22	vs. New York Jets	0	0	0	0	0.0	0	0	1	0
11/29	vs. New Orleans					ina				
12/06	at Cleveland	0	0	0	0	0.0	0	0	1	0
12/13	vs. New England	0	0	0	0	0.0	0	0	0	0
12/20	at Indianapolis	0	0	0	0	0.0	0	0	2	1
12/27	at Tennessee	2	2	0	0	0.0	0	0	0	0
01/03	vs. Jacksonville	1	1	0	0	0.0	0	0	1	0
2015 totals:		14	14	0	0	0.0	0	0	6	2
01/09	vs. Kansas City	1	1	0	0	0.0	0	0	0	0
Postseason totals:		1	1	0	0	0.0	0	0	0	0



2014 GAME-BY-GAME STATISTICS

DATE	OPP	TKL	SOLO	ASST	ST	SACKS	FF	FR	PD	INT
09/07	vs. Washington	3	3	0	0	0.0	0	0	1	0
09/14	at Oakland	8	7	1	0	0.0	0	0	0	0
09/21	at N.Y. Giants	3	1	2	0	0.0	0	0	0	0
09/28	vs. Buffalo					ina				
10/05	at Dallas					ina				
10/09	vs. Indianapolis	3	2	1	0	0.0	0	0	2	0
10/20	at Pittsburgh	1	0	0	0	0.0	0	0	0	0
10/26	at Tennessee	2	1	1	0	0.0	0	0	0	0
11/02	vs. Philadelphia	6	5	1	0	0.0	0	0	1	1
BYE WEEK										
11/16	at Cleveland	9	8	1	0	0.0	0	0	1	0
11/23	vs. Cincinnati	4	4	0	0	0.0	0	0	0	0
11/30	vs. Tennessee	3	3	0	0	0.0	0	0	1	1
12/07	at Jacksonville	3	3	0	0	0.0	0	0	0	0
12/14	at Indianapolis	3	3	0	0	0.0	1	1	0	0
12/21	vs. Baltimore	3	3	0	0	0.0	0	0	3	1
12/28	vs. Jacksonville	3	3	0	0	0.0	0	0	1	0
2014 totals:		54	47	7	0	0.0	1	1	10	3



2013 GAME-BY-GAME STATISTICS


DATE	OPP	TKL	SOLO	ASST	ST	SACKS	FF	FR	PD	INT
09/09	at San Diego	0	0	0	0	0.0	0	0	0	0
09/15	vs. Tennessee	0	0	0	0	0.0	0	0	0	0
09/22	at Baltimore	0	0	0	0	0.0	0	0	0	0
09/29	vs. Seattle	0	0	0	0	0.0	0	0	0	0
10/06	at San Francisco	0	0	0	0	0.0	0	0	0	0
10/13	vs. St. Louis	0	0	0	0	0.0	0	0	0	0
10/20	at K.C.					IR				
BYE WEEK										
11/03	vs. Indianapolis					IR				
11/10	at Arizona					IR				
11/17	vs. Oakland					IR				
11/24	vs. Jacksonville					IR				
12/01	vs. New England					IR				
12/05	at Jacksonville					IR				
12/15	at Indianapolis					IR				
12/22	vs. Denver					IR				
12/29	at Tennessee					IR				
2013 totals:		0	0	0	0	0.0	0	0	0	0

BLAIR BROWN

53

BLAIR BROWN

LINEBACKER
6-0 238 LBS
OHIO
BORN MAY 27, 1994
MORENO VALLEY, CALIFORNIA
ACQ: FIFTH ROUND OF 2017 DRAFT (148TH)
EXP: ROOKIE



TRANSACTIONS

Drafted by Jacksonville in the fifth round (148th overall) in the 2017 draft

PRO (Games played/started - 13/2, 2/0)

2017 (w/ JAX - 13/2, 2/0)

- **9/10 at HOU:** Inactive
- **9/17 vs. TEN:** Inactive
- **9/24 vs. BAL:** Made his NFL debut and recorded one solo tackle
- **10/1 at NYJ:** Saw action on special teams
- **10/8 at PIT:** Saw action on special teams
- **10/15 vs LAR:** Recorded one solo special teams tackle
- **10/22 at IND:** Saw action on special teams
- **11/5 vs. CIN:** Saw action on special teams and recorded one solo special teams tackle
- **11/12 vs. LAC:** Saw action on special teams
- **11/19 at CLE:** Inactive
- **11/26 at ARI:** Recorded three tackles (two solo) after replacing **Telvin Smith** (concussion) at WLB in the second half and had one solo special teams tackle
- **12/3 vs. IND:** Earned his first career start WLB in place of **Telvin Smith** (concussion) and recorded three tackles (two solo) and 0.5 sack
- **12/10 vs. SEA:** Started at WLB in place of **Telvin Smith** (concussion) and recorded one solo tackle
- **12/17 vs. HOU:** Saw action at LB and on special teams and recorded two tackles (one solo)
- **12/24 at S.F.:** Recorded one solo special teams tackle ... Left the game in the second quarter and did not return due to a concussion
- **12/31 at TEN:** Saw action on special teams
- **1/7 vs. BUF:** Recorded three tackles (two solo) and assisted on two special teams tackles
- **1/14 at PIT:** Assisted on one special teams tackle

COLLEGE (at Ohio, 2012-16)

Finished his career with 265 tackles (146 solo), 24.5 tackles for a loss and 5.5 sacks

2016 (Senior)

Brown was named first-team All-Mid-American Conference after leading the team with 128 tackles ... Recorded 59 solo tackles, 15 tackles for a loss, 4.5 sacks and one forced fumble

2015 (Junior)

Started in all 11 games, finishing third on the team with 65 tackles (37 solo), 4.5 tackles for a loss

- **9/19 vs. Southeastern Louisiana:** Recorded 11 tackles
- **10/17 vs. Western Michigan:** Totaled 11 tackles and one quarterback hurry

2014 (Sophomore)

Appeared in 11 games, starting eight games and finished third on the team in tackles with 55 (30 solo)

- **9/6 vs. Kentucky:** Recorded 1.0 sack

2013 (Freshman)

Appeared in seven games totaling 17 tackles (nine solo)

- **9/21 vs. Austin Peay:** Registered eight tackles

HIGH SCHOOL

- Attended Rancho Verde High School (Moreno Valley, Calif.)
- Received All-League honors
- Helped guide team to a perfect 14-0 record during his senior year

PERSONAL

- Son of Valencia and Edward Brown

REGULAR SEASON CAREER STATISTICS

YEAR	TEAM	GP/GS	TKL	SOLO	ASST	SACKS	FF	FR	PD	INT
2017	JAX	13/2	10	7	3	0.5	0	0	0	0
NFL totals: 1 yr.		13/2	10	7	3	0.5	0	0	0	0

POSTSEASON CAREER STATISTICS

YEAR	TEAM	GP/GS	TKL	SOLO	ASST	SACKS	FF	FR	PD	INT
2017	JAX	2/0	3	2	1	0.0	0	0	0	0
NFL totals: 1 yr.		2/0	3	2	1	0.0	0	0	0	0

2017 GAME-BY-GAME STATISTICS

DATE	OPP	TKL	SOLO	ASST	ST	SACKS	FF	FR	PD	TFL
09/10	at Houston				Inactive					
09/17	vs. Tennessee				Inactive					
09/24	vs. Baltimore	1	1	0	0	0.0	0	0	0	0
10/01	at New York Jets	0	0	0	0	0.0	0	0	0	0
10/08	at Pittsburgh	0	0	0	0	0.0	0	0	0	0
10/15	vs. LA Rams	0	0	0	1	0.0	0	0	0	0
10/22	at Indianapolis	0	0	0	0	0.0	0	0	0	0
	BYE WEEK									
11/05	vs. Cincinnati	0	0	0	1	0.0	0	0	0	0
11/12	vs. LA Chargers	0	0	0	0	0.0	0	0	0	0
11/19	at Cleveland				Inactive					
11/26	at Arizona	3	2	1	1	0.0	0	0	0	0
12/03	vs. Indianapolis	3	2	1	0	0.5	0	0	0	0
12/10	vs. Seattle	1	1	0	0	0.0	0	0	0	0
12/17	vs. Houston	2	1	1	0	0.0	0	0	0	0
12/24	at San Francisco	0	0	0	1	0.0	0	0	0	0
12/31	at Tennessee	0	0	0	0	0.0	0	0	0	0
2017 totals:		10	7	3	4	0.5	0	0	0	0
01/07	vs. Buffalo	3	2	1	2	0.0	0	0	0	0
01/14	at Pittsburgh	0	0	0	1	0.0	0	0	0	0
Postseason totals:		3	2	1	3	0.0	0	0	0	0

CALAIS CAMPBELL

93 CALAIS CAMPBELL

DEFENSIVE LINEMAN

6-8 300 LBS

MIAMI (FLA.)

BORN SEPTEMBER 1, 1986

AURORA, COLORADO

ACQ: UFA (ARIZONA) 2017

EXP: 10TH YEAR



TRANSACTIONS

Originally drafted by Arizona in the second round (50th overall) in the 2008 NFL Draft ... Signed by Jacksonville as an unrestricted free agent on 3/10/17

PRO (Games played/started - 154/136, 11/6)

- Three-time Pro Bowl selection (2014, 2015, 2017)
- Has registered nine consecutive seasons with at least 5.0 sacks, tied for the longest streak in the NFL among defensive linemen with SEA's **Cliff Avril** and CAR's **Julius Peppers**
- Recorded at least 6.0 sacks in seven of the last eight seasons (2009-2017)
- One of four defensive linemen to register at least 30 passes defended since 2011
- His 136 career starts are second-most among all active defensive linemen, trailing only CIN's **Domata Peko** (170)
- Since he was drafted in 2008, his 121 tackles for loss are the most in the NFL among active players

2017 (w/ JAX - 16/16, 2/2)

Campbell's 14.5 sacks are second-most in the NFL this season and breaks **Tony Brackens'** team record of 12.0 sacks in 1999 for most sacks in a single season in franchise history

- **9/10 at HOU:** Started at DE and was tied for second on the team with six tackles (four solo), two tackles for a loss and set a Jaguars franchise record for most sacks in a single game with four, which also was a career-high ... Campbell's 3.5 sacks in the first half were the most sacks by a single player in a half since 2015 (**Khalil Mack**, Week 14, 2015, 5.0; **Cameron Wake**, Week 6, 2015, 4.0)
- **9/17 vs. TEN:** Started at DE and recorded four solo tackles
- **9/24 vs. BAL:** Started at DE and totaled three tackles (two solo), one forced fumble and a half of a sack
- **10/1 at NYJ:** Started at DE and recorded six tackles (three solo), one tackle for a loss and one sack
- **10/8 at PIT:** Started at DE and recorded four tackles (one solo) and half of a sack
- **10/15 vs. LAR:** Started at DE and recorded five tackles (four solo), two sacks, two tackles for a loss and one pass defended
- **10/22 at IND:** Started at DE and recorded four tackles (two solo), two sacks, one tackle for a loss and one forced fumble ... Fourth consecutive game recording at least one sack ... Set a career high with his 10th sack on the season
- **11/5 vs. CIN:** Started at DE and recorded two solo tackles, one sack and two tackles for a loss
- **11/12 vs. LAC:** Started at DE and recorded three tackles (two solo)
- **11/19 at CLE:** Started at DE and recorded two tackles (one solo), 0.5 sack and a forced fumble
- **11/26 at ARI:** Started at DE and recorded three solo tackles, one tackle for a loss and a fumble recovery, which he returned 10 yards for a TD, the second of his career
- **12/3 vs. IND:** Started at DE and recorded four solo tackles, one sack and one tackle for a loss ... Broke **Tony Brackens'** franchise record of 12 sacks (1999) in a single season as he reached 12.5 sacks this season
- **12/10 vs. SEA:** Started at DE and recorded one solo tackle
- **12/17 vs. HOU:** Started at DE and led the team with five solo tackles and recorded two sacks, two tackles for a loss and one pass defended
- **12/24 at S.F.:** Started at DE and recorded eight tackles (five solo) and two passes defended
- **12/31 at TEN:** Started at DE and recorded seven tackles (four solo) and two tackles for a loss
- **1/7 vs. BUF:** Started at DE and recorded six tackles (three solo) and four quarterback hits
- **1/14 at PIT:** Started at DE and recorded two solo tackles

2016 (w/ ARI, 16/16)

Started 16 games for the second consecutive season and fourth time in his career ... Recorded 53 tackles (34 solo), 8.0 sacks, one INT, two forced fumbles and 12 tackles for a loss ... His 8.0 sacks tied for the second-highest total in his career and his highest total since 2013 (9.0)

- **10/06 at SF:** Recorded four tackles (three solo), 2.0 sacks, one INT and two tackles for a loss
- **10/30 at CAR:** Totaled a season-high nine tackles and two QB hits
- **1/1 at L.A.:** Registered three tackles, 1.5 sacks and a tackle for a loss

2015 (w/ ARI, 16/16, 2/2)

Started 16 games for the third time in his career and led the defensive line with 61 tackles ... Tied for the team lead with 16 tackles for loss ... Chosen as a defensive captain for the second consecutive season ... Named to his second consecutive Pro Bowl

- **10/4 vs. STL:** Tied his career high with a team-leading 11 tackles (10 solo)
- **12/27 vs. GB:** Recorded six tackles (five solo), a season high 2.5 sacks and three tackles for a loss

2014 (w/ ARI, 14/14, 1/1)

Chosen as a defensive captain for the first time in his career ... Led the defensive line with 58 tackles, was second on the team with 7.0 sacks and led the team with 16 tackles for a loss ... Earned his first Pro Bowl selection

- **9/14 at NYG:** Set season high with 10 solo tackles and recorded 1.0 sack and three tackles for a loss
- **10/5 at DEN:** Registered two solo tackles, one INT and one tackle for a loss
- **11/23 at SEA:** Set a career high registering 3.0 sacks

2013 (w/ ARI, 16/16)

Started all 16 games and led the defensive line with 58 tackles ... Set a career high with 9.0 sacks, which was second highest on the team ... Tied for the team lead with 14 tackles for a loss ... Named a Pro Bowl alternate

- **10/6 vs. CAR:** Recorded four solo tackles, a forced fumble and 2.0 sacks
- **10/17 vs. SEA:** Totaled a season-high eight tackles (seven solo), a fumble recovery and one tackle for a loss
- **12/22 at SEA:** Registered four tackles (three solo), 2.0 sacks and two tackles for a loss

2012 (w/ ARI, 13/12)

Played in 13 with 12 starts ... Led the defensive line with 63 tackles and finished second on the team with 6.5 sacks

- **9/16 at NE:** Recorded a season-high 10 tackles, 2.0 sacks and two tackles for a loss
- **10/29 vs. SF:** Finished with six solo tackles, 1.0 sack and two tackles for a loss

2011 (w/ ARI, 16/16)

Started all 16 games for the first time and posted a career high 72 tackles and team leading 8.0 sacks

- **9/25 at SEA:** Recorded 10 tackles (five solo), 2.5 sacks and two tackles for a loss
- **11/6 vs. STL:** Registered six solo tackles, 2.0 sacks and three tackles for a loss
- **11/13 at PHI:** Recorded his first career interception, picking off a QB **Michael Vick** pass

2010 (w/ ARI, 15/15)

Totaled 60 tackles and led the team with 6.0 sacks

- **12/19 at CAR:** Recorded a season-high 11 tackles (nine solo), 1.0 sack and four tackles for a loss

2009 (w/ ARI, 16/15, 2/1)

Saw action in all 16 games and started 15 ... Recorded 48 tackles, 7.0 sacks and also blocked two field goals

- **9/20 at JAX:** Credited with his first career sack with 0.5 sack of QB **David Garrard**
- **10/18 at SEA:** Registered three tackles, 1.5 sacks and had two tackles for a loss
- **11/22 at STL:** Recorded two solo tackles and a forced fumble

2008 (w/ ARI, 16/0, 4/0)

Played in all 16 games and all four postseason games, including Super Bowl XLIII, in his rookie season and was a key contributor on special teams, totaling seven special teams tackles

- **9/7 at SF:** Recorded first career tackle

COLLEGE (at Miami (Fla.), 2009-12)

- Played in 36 career games, starting 25
- Career totals include 158 tackles, 19.5 sacks and 39 tackles for a loss
- Two-time All-ACC selection

PERSONAL

- Attended South (Aurora, Colo.) High School and was a two-time All-State selection
- As a senior, recorded 19.0 sacks, 188 tackles and two interceptions
- Garnered All-State accolades in basketball in his junior year
- Recipient of the 2015 Pop Warner Humanitarian Award, given to an individual who portrays both outstanding athletic achievement and high humanitarian principles while serving as an inspiration to the youth of today
- Twitter handle is @Campbell93

CALAIS CAMPBELL

2012 GAME-BY-GAME STATISTICS

DATE	OPP	TKL	SOLO	ASST	SACKS	FF	FR	PD	TFL	INT
09/09	vs. Seattle	1	1	0	0.0	0	0	1	0	0
09/16	at New England	10	7	3	2.0	0	0	0	2	0
09/23	at Philadelphia	0	0	0	0.0	0	0	1	0	0
09/30	vs. Miami	5	4	1	0.0	0	0	1	1	0
10/04	at St. Louis	0	0	0	0.0	0	0	1	0	0
10/14	vs. Buffalo	5	5	0	0.0	0	0	0	2	0
10/21	at Minnesota	2	1	1	0.0	0	0	0	0	0
10/29	vs. San Francisco	6	6	0	1.0	0	0	0	2	0
11/04	at Green Bay	8	5	3	0.5	0	0	0	0	0
	BYE WEEK									
11/18	at Atlanta				ina					
11/25	vs. St. Louis				ina					
12/02	at New York Jets				ina					
12/09	at Seattle	8	5	3	0.0	0	0	0	0	0
12/16	vs. Detroit	8	7	1	1.0	0	0	1	4	0
12/23	vs. Chicago	8	7	1	1.0	0	0	1	1	0
12/30	at San Francisco	2	2	0	1.0	0	0	0	1	0
2012 totals:		63	50	13	6.5	0	0	6	13	0

2011 GAME-BY-GAME STATISTICS

DATE	OPP	TKL	SOLO	ASST	SACKS	FF	FR	PD	TFL	INT
09/11	vs. Carolina	4	3	1	0.0	0	0	1	1	0
09/18	at Washington	4	1	3	0.0	0	0	1	0	0
09/25	at Seattle	10	5	5	2.5	0	0	0	2	0
10/02	vs. New York Giants	6	6	0	0.0	1	0	0	1	0
10/09	at Minnesota	5	4	1	0.0	0	0	0	1	0
	BYE WEEK									
10/23	vs. Pittsburgh	2	2	0	0.0	0	0	0	1	0
10/30	at Baltimore	7	5	2	0.5	0	0	0	0	0
11/06	vs. St. Louis	6	6	0	2.0	0	0	0	3	0
11/13	at Philadelphia	2	2	0	0.0	0	0	2	0	1
11/20	at San Francisco	4	4	0	0.0	0	0	1	0	0
11/27	at St. Louis	5	5	0	0.0	0	0	0	1	0
12/04	vs. Dallas	3	2	1	1.0	0	0	1	1	0
12/11	vs. San Francisco	2	2	0	1.0	0	0	2	1	0
12/18	vs. Cleveland	4	1	3	0.0	0	1	0	0	0
12/24	at Cincinnati	7	4	3	1.0	1	0	2	1	0
01/01	vs. Seattle	1	1	0	0.0	0	0	0	0	0
2011 totals		72	53	19	8.0	2	1	10	13	1

2010 GAME-BY-GAME STATISTICS

DATE	OPP	TKL	SOLO	ASST	SACKS	FF	FR	PD	TFL	INT
09/12	at St. Louis	2	2	0	1.0	0	0	1	1	0
09/19	at Atlanta	5	5	0	0.0	0	0	0	0	0
09/26	vs. Oakland	5	4	1	0.0	0	0	0	0	0
10/03	at San Diego	4	3	1	0.0	0	0	0	1	0
10/10	vs. New Orleans	3	3	0	0.0	0	0	0	0	0
	BYE WEEK									
10/24	at Seattle	4	4	0	1.0	0	0	0	1	0
10/31	vs. Tampa Bay	6	3	3	0.0	0	0	0	0	0
11/07	at Minnesota	2	0	2	0.0	0	0	0	0	0
11/14	vs. Seattle	6	3	3	1.0	0	0	0	2	0
11/21	at Kansas City	2	2	0	0.0	0	0	0	0	0
11/29	vs. San Francisco				ina					
12/05	vs. St. Louis	2	1	1	1.0	0	0	1	1	0
12/12	vs. Denver	2	2	0	0.0	0	1	0	1	0
12/19	at Carolina	11	9	2	1.0	0	0	0	4	0
12/25	vs. Dallas	2	2	0	1.0	0	0	0	1	0
01/02	at San Francisco	4	3	1	0.0	0	0	0	0	0
2010 totals:		60	46	14	6.0	0	1	2	13	0

2009 GAME-BY-GAME STATISTICS

DATE	OPP	TKL	SOLO	ASST	SACKS	FF	FR	PD	TFL	INT
09/13	vs. San Francisco	5	5	0	0.0	0	0	1	0	1
09/20	at Jacksonville	1	0	1	0.5	0	0	1	0	0
09/27	vs. Indianapolis	4	3	1	0.0	0	0	0	0	0
	BYE WEEK									
10/11	vs. Houston	1	1	0	0.0	0	0	0	0	0
10/18	at Seattle	3	2	1	1.5	0	0	0	2	0
10/25	at New York Giants	2	1	1	1.0	0	0	2	1	0
11/01	vs. Carolina	7	6	1	0.0	0	0	0	0	0
11/08	at Chicago	3	2	1	0.5	0	0	0	0	0
11/15	vs. Seattle	1	0	1	0.0	0	0	0	0	0
11/22	at St. Louis	2	2	0	0.0	1	0	0	0	0
11/29	at Tennessee	4	2	2	0.5	0	0	1	1	0
12/06	vs. Minnesota	4	3	1	1.0	0	0	0	1	0
12/14	at San Francisco	5	4	1	1.0	0	0	0	1	0
12/20	at Detroit	1	1	0	0.0	0	0	0	0	0
12/27	vs. St. Louis	1	1	0	1.0	0	0	0	1	0
01/03	vs. Green Bay	2	2	0	0.0	0	0	0	0	0
2009 totals:		48	37	11	7.0	1	0	5	8	0

01/10	vs. Green Bay	2	2	0	0.0	0	0	0	0	0
01/16	at New Orleans	3	3	0	0.0	0	0	0	0	0
Postseason totals:		5	5	0	0.0	0	0	0	0	0

2008 GAME-BY-GAME STATISTICS

DATE	OPP	TKL	SOLO	ASST	SACKS	FF	FR	PD	TFL	INT
09/07	at San Francisco	1	0	1	0.0	0	0	0	0	0
09/14	vs. Miami	3	3	0	0.0	0	0	0	0	0
09/21	at Washington	2	1	1	0.0	0	0	0	0	0
09/28	at New York Jets	0	0	0	0.0	0	0	0	0	0
10/05	vs. Buffalo	1	1	0	0.0	0	0	0	0	0
10/12	vs. Dallas	2	2	0	0.0	1	0	0	0	0
	BYE WEEK									
10/26	at Carolina	2	1	1	0.0	0	0	0	0	0
11/02	at St. Louis	1	1	0	0.0	0	0	0	0	0
11/10	vs. San Francisco	0	0	0	0.0	0	0	0	0	0
11/16	at Seattle	0	0	0	0.0	0	0	0	0	0
11/23	vs. New York Giants	0	0	0	0.0	0	0	0	0	0
11/27	at Philadelphia	1	0	1	0.0	0	0	0	0	0
12/07	vs. St. Louis	1	1	0	0.0	0	0	0	0	0
12/14	vs. Minnesota	3	3	0	0.0	0	0	0	0	0
12/21	at New England	3	3	0	0.0	0	0	0	1	0
12/28	vs. Seattle	1	1	0	0.0	0	0	1	1	0
2008 totals:		28	23	5	0.0	1	0	1	2	0

01/03	vs. Atlanta	1	0	1	0.0	0	0	0	0	0
01/10	at Carolina	1	1	0	0.0	0	0	1	0	0
01/18	vs. Philadelphia	1	1	0	0.0	0	0	0	0	0
02/01	vs. Pittsburgh	1	1	0	0.0	0	0	0	0	0
Postseason totals:		4	3	1	0.0	0	0	1	0	0

A.J. CANN

60

A.J. CANN

OFFENSIVE LINEMAN

6-3 315 LBS.

SOUTH CAROLINA

BORN OCTOBER 3, 1991

BAMBERG, SOUTH CAROLINA

ACQ: 3RD ROUND OF 2015 DRAFT (67TH)

EXP: 3RD YEAR



TRANSACTIONS

Originally drafted by Jacksonville in third round (67th overall) in 2015 draft

PRO (Games played/started - 46/44, 2/2)

- Third-year G emerged as a starter in Week 4 of the 2015 season
- Highest drafted player by the Jaguars from the University of South Carolina

2017 (w/ JAX - 15/15, 2/2)

- **9/10 at HOU:** Started at RG and helped pave the way for the team to rush for 155 yards ... Did not allow a sack
- **9/17 vs. TEN:** Started at RG
- **9/24 vs. BAL:** Started at RG and helped the team rush for 166 yards and did not allow a sack
- **10/1 at NYJ:** Started at RG ... Briefly left the game with a finger injury, but returned to help the team rush for 175 yards
- **10/8 at PIT:** Started at RG and helped the team rush for 231 yards
- **10/15 vs LAR:** Started at RG and helped the team rush for 169 yards
- **10/22 at IND:** Started at RG and helped the team rush for 188 yards
- **11/5 vs. CIN:** Inactive (triceps)
- **11/12 vs. LAC:** Started at RG and helped the team rush for 135 yards
- **11/19 at CLE:** Started at RG and helped the team rush for 139 yards
- **11/26 at ARI:** Started at RG
- **12/3 vs. IND:** Started at RG
- **12/10 vs. SEA:** Started at RG and helped the team rush for 156 yards and did not allow a sack
- **12/17 vs. HOU:** Started at RG and helped the team rush for 138 yards
- **12/24 at S.F.:** Started at RG
- **12/31 at TEN:** Started at RG
- **1/7 vs. BUF:** Started at RG
- **1/14 at PIT:** Started at RG and helped the team rush for 164 yards and did not allow a sack

2016 (w/ JAX - 16/16)

Part of a unit that surrendered 34 sacks, its least amount since 2007

- **9/11 at G.B.:** Started the team's season opener at RG
- **9/18 at S.D.:** Started at RG
- **9/25 vs. BAL:** Started at RG
- **10/2 vs. IND:** Started at RG and helped the team rush for 136 yards
- **10/16 at CHI:** Started at RG
- **10/23 vs. OAK:** Started at RG
- **10/27 at TEN:** Started at RG
- **11/6 at K.C.:** Started at RG, helping the team rush for a season-high 205 yards
- **11/13 vs. HOU:** Started at RG
- **11/20 at DET:** Started at RG in his 25th career game
- **11/27 at BUF:** Started at RG
- **12/4 vs. DEN:** Started at RG and helped the team rush for 154 yards
- **12/11 vs. MIN:** Started at RG
- **12/18 at HOU:** Started at RG
- **12/24 vs. TEN:** Started at RG
- **1/1 at IND:** Started at RG, helping the team rush for 182 yards

2015 (w/ JAX - 15/13)

Rookie offensive lineman started 13 games at RG

- **10/4 at IND:** Made his first career start at RG, helping fellow rookie RB T.J. Yeldon rush for 100+ yards
- **10/25 vs. BUF:** Started at RG, helping RB T.J. Yeldon rush for a season-high 115 yards
- **12/13 vs. IND:** Started at RG, helping the Jaguars rush for a season-high 154 yards

COLLEGE (at South Carolina, 2010-15)

- Four-year starter, starting in 51 games, the second-most in school history (T.J. Johnson, 53)
- Three-time member of the SEC Fall Academic Honor Roll
- In 2014, named first-team All-America by Sporting News, ESPN.com and CBSSportsline.com, was a second-team All-American by Walter Camp, Associated Press and Sports Illustrated, and a third-team selection by College Sports Madness
- Earned first team All-SEC honors by the coaches and ESPN.com and was a second-team pick by the AP

- In 2013, voted a permanent team captain as a junior
- Majored in African American studies

PERSONAL

- Played on both sides of the ball for Head Coach Kevin Crosby at Bamberg-Ehrhardt (S.C.) High School
- Graded out at 96 percent with 60 knockdown blocks as an offensive tackle
- Did not give up a sack
- Given name is Aaron
- Twitter handle is @AJCann50

BARRY CHURCH

42

BARRY CHURCH

SAFETY

6-2 218 LBS.


TOLEDO

BORN FEBRUARY 11, 1988

PITTSBURGH, PENNSYLVANIA

ACQ: UFA (DALLAS) 2017

EXP: 8TH YEAR



TRANSACTIONS

Originally signed with Dallas as an undrafted free agent on 4/30/10 ... Signed a four-year contract extension with the club on 10/26/12 ... Signed by Jacksonville as an unrestricted free agent on 3/10/17

PRO (Games played/started - 106/79, 5/5)

- Elected as a team captain for the Cowboys in 2014 and 2016
- Career totals include 534 tackles, 24 PDs, eight INTs and 1.5 sack in 106 career games (79 starts)

2017 (w/ JAX - 16/16, 2/2)

Three INTs in the last five weeks is tied for the second-most in the NFL during that span

- **9/10 at HOU:** Started at SS and was tied for second on the team with six tackles (three solo) ... Registered his sixth consecutive game with at least five tackles
- **9/17 vs. TEN:** Started at SS and was tied for second on the team with six solo tackles ... Registered his seventh consecutive game with at least five tackles
- **9/24 vs. BAL:** Started at SS and recorded two solo tackles
- **10/1 at NYJ:** Started at SS and recorded six tackles (five solo), one tackle for a loss and his first career sack
- **10/8 at PIT:** Started at SS and recorded four tackles (two solo), one pass defended and one INT, which he returned 51 yards for a TD
- **10/15 vs LAR:** Started at SS and recorded three tackles (two solo) and one pass defended
- **10/22 at IND:** Started at SS and recorded seven tackles (six solo) and one pass defended
- **11/5 vs. CIN:** Led the team with five tackles (three solo) and helped limit CIN QB **Andy Dalton** to a season-low 163 passing yards
- **11/12 vs. LAC:** Started at SS and recorded three solo tackles and one pass defended
- **11/19 at CLE:** Started at SS and recorded three tackles (two solo)
- **11/26 at ARI:** Started at SS and had a team-high nine tackles (eight solo), one pass defended and one INT
- **12/3 vs. IND:** Started at SS and recorded two tackles (one solo)
- **12/10 vs. SEA:** Started at SS and recorded two solo tackles
- **12/17 vs. HOU:** Started at SS and recorded three tackles (two solo), one INT and one pass defended
- **12/24 at S.F.:** Started at SS and recorded five tackles (four solo), one INT and two passes defended ... Posted INTs in back-to-back games for the first time in his career
- **12/31 at TEN:** Started at SS and recorded six tackles (five solo), 0.5 sack and one tackle for a loss
- **1/7 vs. BUF:** Started at SS and recorded five tackles (four solo) and one tackle for a loss
- **1/14 at PIT:** Started at SS and recorded seven tackles (five solo)

2016 (w/ DAL, 12/12, 1/1)

Started 12 games, but missed four games due to a fractured forearm ... Led the team with two INTs

- **9/18 at WAS:** Recorded five tackles, one pass defended and his fourth career INT
- **12/26 vs. DET:** Registered a season-high 12 tackles (seven solo)
- **1/15 vs. G.B.:** Notched four tackles and 1.0 sack in third postseason appearance

2015 (w/ DAL, 15/15)

Started 15 games, finishing the season on IR with a broken arm ... Finished second on the team with 113 tackles

- **11/15 at T.B.:** Recorded a season-high 11 tackles (nine solo) to finish second on the team
- **12/19 vs. NYJ:** Made his 50th career start and had seven tackles (four solo)

2014 (w/ DAL, 16/16, 2/2)

Elected by his teammates as one of the defensive captains for the season ... Started all 16 games for the second consecutive season ... Led the team in tackles (105) for the second straight year

- **9/14 at TEN:** Registered his second career INT and had six tackles (five solo) and one pass defended
- **11/23 at NYG:** Recorded seven solo tackles, including one for a loss, one pass defended, and returned an INT 45 yards
- **11/27 vs. PHI:** Had a season-high 11 tackles (nine solo) and one pass defended

2013 (w/ DAL, 16/16)

Started all 16 games played for the first time in his career ... Finished with the team-best and career-high 133 tackles (105 solo)

- **9/8 vs. NYG:** Recorded eight tackles (seven solo), his first NFL forced fumble and a fumble recovery, which he returned 27 yards for a TD
- **11/10 at N.O.:** Posted a season-high and team best 14 tackles (nine solo)
- **11/27 vs. OAK:** Registered eight tackles (six solo) to surpass the 100-tackle mark for the season, the first time in his career

2012 (w/ DAL, 3/3)

Earned the starting SS position in training camp, but was placed on IR after three games with an Achilles tendon injury

2011 (w/ DAL, 13/1)

Played in 13 games finishing the season on IR due to a shoulder injury

- **9/18 at WAS:** Recorded four tackles (three solo), including two for a loss
- **12/11 vs. NYG:** Earned his first NFL start and registered two tackles before leaving the game with a shoulder injury

2010 (w/ DAL, 15/0)

Was one of four rookie free agents to make the active roster and played in 15 games seeing time mainly on special teams

- **9/19 vs. CHI:** Made his NFL debut on special teams
- **10/31 vs. JAX:** Registered four tackles (three solo) as a reserve safety

COLLEGE (at Toledo, 2006-09)

• Career totals include 354 tackles, 26 for a loss, nine INTs, 18 passes defended, six forced fumbles and three blocked kicks

- As a senior, was named first-team All-MAC for the fourth time, becoming the first Rocket and the third MAC player to ever achieve that distinction
- Was one-of-12 semifinalists for the Jim Thorpe Award (top defensive back) and selected to play in the East-West Shrine Game

PERSONAL

- Attended Penn Hills (Pittsburgh) High School and named to the *Pittsburgh Tribune-Review's* "Terrific 25" team and second-team all-state Class AAAA at safety as a senior
- As a senior, had 80 tackles, 9.0 sacks and four INTs, as well as 30 catches for 670 yards and four offensive TDs
- He and his wife, Marcia, were married in June 2015
- Twitter handle is @BarryChurch42

REGULAR SEASON CAREER STATISTICS											
YEAR	TEAM	GP/GS	TKL	SOLO	ASST	SACKS	FF	FR	PD	INT	TD
2010	DAL	15/0	13	10	3	0.0	1	0	0	0	0
2011	DAL	13/1	20	16	4	0.0	0	0	0	0	0
2012	DAL	3/3	5	3	2	0.0	0	1	0	0	0
2013	DAL	16/16	133	105	28	0.0	3	1	6	1	1
2014	DAL	16/16	93	73	20	0.0	1	1	6	2	0
2015	DAL	15/15	113	75	38	0.0	1	0	0	0	0
2016	DAL	12/12	85	61	24	0.0	1	0	4	2	0
2017	JAX	16/16	72	56	16	1.5	0	0	8	4	1
NFL totals:		7 yrs.106/79	534	399	135	1.5	7	3	24	9	2

POSTSEASON CAREER STATISTICS										
YEAR	TEAM	GP/GS	TKL	SOLO	ASST	SACKS	FF	FR	PD	INT
2014	DAL	2/2	12	10	2	0.0	1	0	0	0
2016	DAL	1/1	4	2	2	1.0	0	0	0	0
2017	JAX	2/2	12	9	3	0.0	0	0	0	0
Postseason totals:		5/5	28	21	7	1.0	1	0	0	0

CAREER HIGHS		
	GAME	SEASON
Tackles:	14 (11/10/13 at NO)	133 (2013)
Interceptions:	1 (nine times, last: 12/24/17 at S.F.)	4 (2017)
Forced fumbles:	1 (seven times, last: 10/16/16 at GB)	3 (2012)
Fumble recoveries:	1 (three times, last: 11/9/14 at JAX)	1 (2012-14)
Passes defended:	3 (9/22/13 vs. STL)	8 (2017)

BARRY CHURCH

2017 GAME-BY-GAME STATISTICS

DATE	OPP	TKL	SOLO	ASST	ST	SACKS	FF	FR	PD	INT
09/10	at Houston	6	3	3	0	0.0	0	0	0	0
09/17	vs. Tennessee	6	6	0	0	0.0	0	0	0	0
09/24	vs. Baltimore	2	2	0	0	0.0	0	0	0	0
10/01	at New York Jets	6	5	1	0	1.0	0	0	0	0
10/08	at Pittsburgh	4	2	2	0	0.0	0	0	1	1
10/15	vs. LA Rams	3	2	1	0	0.0	0	0	1	0
10/22	at Indianapolis	7	6	1	0	0.0	0	0	1	0
BYE WEEK										
11/05	vs. Cincinnati	5	3	2	0	0.0	0	0	0	0
11/12	vs. LA Chargers	3	3	0	0	0.0	0	0	1	0
11/19	at Cleveland	3	2	1	0	0.0	0	0	0	0
11/26	at Arizona	9	8	1	0	0.0	0	0	1	1
12/03	vs. Indianapolis	2	1	1	0	0.0	0	0	0	0
12/10	vs. Seattle	2	2	0	1	0.0	0	0	0	0
12/17	vs. Houston	3	2	1	0	0.0	0	0	1	1
12/24	at San Francisco	5	4	1	0	0.0	0	0	2	1
12/31	at Tennessee	6	5	1	0	0.5	0	0	0	0
2017 totals:		72	56	16	1	1.5	0	0	8	4
01/07	vs. Buffalo	5	4	1	0	0.0	0	0	0	0
01/14	at Pittsburgh	7	5	2	0	0.0	0	0	0	0
Postseason totals:		12	9	3	0	0.0	0	0	0	0

2016 GAME-BY-GAME STATISTICS

DATE	OPP	TKL	SOLO	ASST	ST	SACKS	FF	FR	PD	INT
09/11	vs. New York Giants	7	4	3	0	0.0	0	0	0	0
09/18	at Washington	5	3	2	0	0.0	0	0	1	1
09/25	vs. Chicago	9	6	3	0	0.0	0	0	1	0
10/02	at San Francisco	8	8	0	0	0.0	0	0	0	0
10/09	vs. Cincinnati	8	7	1	0	0.0	0	0	0	0
10/16	at Green Bay	5	4	1	0	0.0	1	0	1	1
BYE WEEK										
10/30	vs. Philadelphia	3	2	1	0	0.0	0	0	0	0
11/06	at Cleveland				ina					
11/13	at Pittsburgh				ina					
11/20	vs. Baltimore				ina					
11/24	vs. Washington				ina					
12/01	at Minnesota	9	7	2	0	0.0	0	0	0	0
12/11	at New York Giants	8	4	4	0	0.0	0	0	1	0
12/18	vs. Tampa Bay	6	5	1	0	0.0	0	0	0	0
12/26	vs. Detroit	12	7	5	0	0.0	0	0	0	0
01/01	at Philadelphia	5	4	1	0	0.0	0	0	0	0
2016 totals:		85	61	24	0	0.0	1	0	4	2
1/15	vs. Green Bay	4	2	2	0	1.0	0	0	0	0
Postseason totals:		4	2	2	0	1.0	0	0	0	0

2015 GAME-BY-GAME STATISTICS

DATE	OPP	TKL	SOLO	ASST	ST	SACKS	FF	FR	PD	INT
09/13	vs. New York Giants	8	4	4	0	0.0	0	0	0	0
09/20	at Philadelphia	6	4	2	0	0.0	0	0	0	0
09/27	vs. Atlanta	6	4	2	0	0.0	0	0	0	0
10/04	at New Orleans	8	6	2	1	0.0	0	0	0	0
10/11	vs. New England	8	5	3	0	0.0	0	0	0	0
BYE WEEK										
10/25	at New York Giants	6	4	2	1	0.0	0	0	0	0
11/01	vs. Seattle	9	5	4	1	0.0	0	0	0	0
11/08	vs. Philadelphia	8	4	4	0	0.0	0	0	0	0
11/15	at Tampa Bay	11	9	2	0	0.0	0	0	0	0
11/22	at Miami	4	3	1	0	0.0	0	0	0	0
11/26	vs. Carolina	4	2	2	0	0.0	0	0	0	0
12/07	at Washington	10	7	3	0	0.0	0	0	0	0
12/13	at Green Bay	11	9	2	0	0.0	0	0	0	0
12/19	vs. New York Jets	7	4	3	0	0.0	0	0	0	0
12/27	at Buffalo	7	5	2	0	0.0	1	0	0	0
01/03	vs. Washington				IR					
2015 totals:		113	75	38	3	0.0	1	0	0	0

2014 GAME-BY-GAME STATISTICS

DATE	OPP	TKL	SOLO	ASST	ST	SACKS	FF	FR	PD	INT
09/07	vs. San Francisco	5	2	3	0	0.0	0	0	1	0
09/14	at Tennessee	6	5	1	0	0.0	0	0	1	1
09/21	at St. Louis	5	4	1	0	0.0	0	0	0	0
09/28	vs. New Orleans	6	5	1	0	0.0	0	0	0	0
10/05	vs. Houston	6	6	0	0	0.0	0	0	0	0
10/12	at Seattle	5	2	3	0	0.0	0	0	1	0
10/19	vs. New York Giants	8	6	2	0	0.0	1	0	0	0
10/27	vs. Washington	6	5	1	0	0.0	0	0	0	0
11/02	vs. Arizona	5	4	1	0	0.0	0	0	0	0
11/09	at Jacksonville	2	2	0	0	0.0	0	1	0	0
BYE WEEK										
11/23	at New York Giants	7	7	0	1	0.0	0	0	1	1
11/27	vs. Philadelphia	11	9	2	0	0.0	0	0	1	0
12/04	at Chicago	4	4	0	1	0.0	0	0	1	0
12/14	at Philadelphia	6	6	0	2	0.0	0	0	0	0
12/21	vs. Indianapolis	3	1	2	0	0.0	0	0	0	0
12/28	vs. Washington	8	5	3	0	0.0	0	0	0	0
2014 totals:		93	73	20	4	0.0	1	1	6	2
01/04	vs. Detroit	4	3	1	0	0.0	1	0	0	0
01/11	at Green Bay	8	7	1	0	0.0	0	0	0	0
Postseason totals:		12	10	2	0	0.0	1	0	0	0

2013 GAME-BY-GAME STATISTICS

DATE	OPP	TKL	SOLO	ASST	ST	SACKS	FF	FR	PD	INT
09/08	vs. New York Giants	8	7	1	0	0.0	1	1	0	0
09/15	at Kansas City	7	7	0	0	0.0	0	0	0	0
09/22	vs. St. Louis	3	3	0	0	0.0	0	0	3	0
09/29	at San Diego	9	8	1	0	0.0	0	0	0	0
10/06	vs. Denver	11	10	1	0	0.0	1	0	1	0
10/13	vs. Washington	9	8	1	0	0.0	0	0	1	0
10/20	at Philadelphia	5	4	1	0	0.0	0	0	1	1
10/27	at Detroit	9	7	2	0	0.0	1	0	0	0
11/03	vs. Minnesota	5	4	1	0	0.0	0	0	0	0
11/10	at New Orleans	14	9	5	0	0.0	0	0	0	0
BYE WEEK										
11/24	at New York Giants	13	8	5	0	0.0	0	0	0	0
11/28	vs. Oakland	8	6	2	0	0.0	0	0	0	0
12/09	at Chicago	7	6	1	1	0.0	0	0	0	0
12/15	vs. Green Bay	11	8	3	0	0.0	0	0	0	0
12/22	at Washington	7	4	3	0	0.0	0	0	0	0
12/29	vs. Philadelphia	7	6	1	1	0.0	0	0	0	0
2013 totals:		133	105	28	2	0.0	3	1	6	1

2012 GAME-BY-GAME STATISTICS

DATE	OPP	TKL	SOLO	ASST	ST	SACKS	FF	FR	PD	INT
09/05	at New York Giants	1	0	1	1	0.0	0	1	0	0
09/16	at Seattle	1	0	1	0	0.0	0	0	0	0
09/23	vs. Tampa Bay	3	3	0	0	0.0	0	0	0	0
10/01	vs. Chicago				IR					
10/08	BYE WEEK									
10/14	at Baltimore				IR					
10/21	at Carolina				IR					
10/28	vs. New York Giants				IR					
11/04	at Atlanta				IR					
11/11	at Philadelphia				IR					
11/18	vs. Cleveland				IR					
11/22	vs. Washington				IR					
12/02	vs. Philadelphia				IR					
12/09	at Cincinnati				IR					
12/16	vs. Pittsburgh				IR					
12/23	vs. New Orleans				IR					
12/30	at Washington				IR					
2012 totals:		5	3	2	1	0.0	0	1	0	0

BARRY CHURCH



2011 GAME-BY-GAME STATISTICS

DATE	OPP	TKL	SOLO	ASST	ST	SACKS	FF	FR	PD	INT
09/11	at New York Jets	2	2	0	1	0.0	0	0	0	0
09/18	at San Francisco	0	0	0	0	0.0	0	0	0	0
09/26	vs. Washington	0	0	0	1	0.0	0	0	0	0
10/02	vs. Detroit	5	4	1	1	0.0	0	0	0	0
10/09	BYE WEEK									
10/16	at New England	1	0	1	1	0.0	0	0	0	0
10/23	vs. St. Louis	0	0	0	0	0.0	0	0	0	0
10/30	at Philadelphia	0	0	0	0	0.0	0	0	0	0
11/06	vs. Seattle	2	2	0	0	0.0	0	0	0	0
11/13	vs. Buffalo	4	3	1	0	0.0	0	0	0	0
11/20	at Washington	4	3	1	0	0.0	0	0	0	0
11/24	vs. Miami	0	0	0	0	0.0	0	0	0	0
12/04	at Arizona	0	0	0	1	0.0	0	0	0	0
12/11	vs. New York Giants	2	2	0	0	0.0	0	0	0	0
12/17	at Tampa Bay				IR					
12/24	vs. Philadelphia				IR					
01/01	at New York Giants				IR					
2011 totals:		20	16	4	5	0.0	0	0	0	0




2010 GAME-BY-GAME STATISTICS

DATE	OPP	TKL	SOLO	ASST	ST	SACKS	FF	FR	PD	INT
09/12	at Washington				ina					
09/19	vs. Chicago	0	0	0	0	0.0	0	0	0	0
09/26	at Houston	1	1	0	0	0.0	0	0	0	0
10/03	BYE WEEK									
10/10	vs. Tennessee	0	0	0	0	0.0	0	0	0	0
10/17	at Minnesota	0	0	0	1	0.0	0	0	0	0
10/25	vs. New York Giants	0	0	0	0	0.0	0	0	0	0
10/31	vs. Jacksonville	4	3	1	0	0.0	0	0	0	0
11/07	at Green Bay	3	2	1	1	0.0	1	0	0	0
11/14	at New York Giants	2	1	1	1	0.0	0	0	0	0
11/21	vs. Detroit	1	1	0	0	0.0	0	0	0	0
11/25	vs. New Orleans	0	0	0	0	0.0	0	0	0	0
12/05	at Indianapolis	0	0	0	0	0.0	0	0	0	0
12/12	vs. Philadelphia	0	0	0	0	0.0	0	0	0	0
12/19	vs. Washington	2	2	0	1	0.0	0	0	0	0
12/25	at Arizona	0	0	0	1	0.0	0	0	0	0
01/02	at Philadelphia	0	0	0	0	0.0	0	0	0	0
2010 totals:		13	10	3	5	0.0	1	0	0	0

KEELAN COLE

84

KEELAN COLE



WIDE RECEIVER

6-1 194 LBS

KENTUCKY WESLEYAN

BORN APRIL 20, 1993

LOUISVILLE, KENTUCKY

ACQ: FREE AGENT 2017

EXP: ROOKIE

TRANSACTIONS

Originally signed as an undrafted free agent on 5/10/17

PRO (Games played/started - 16/6, 2/0)

• Totaled five receptions for 132 yards (26.4 avg.) with one TD and also returned one punt for 31 yards in the 2017 preseason

2017 (w/ JAX - 16/6, 2/0)

Cole's 748 receiving yards are the most by an undrafted rookie in franchise history, surpassing WR **Allen Hurns'** 677 receiving yards in 2014 ... Registered 186 receiving yards in Week 15 vs. Houston and 108 receiving yards in Week 16 at San Francisco, becoming the first rookie to post 100-plus receiving yards in consecutive games in franchise history

- **9/10 at HOU:** Saw action at WR and on special teams
- **9/17 vs. TEN:** Recorded his first career reception and finished the game with two receptions for 13 yards
- **9/24 vs. BAL:** Made his first career NFL start at WR and recorded one reception for 13 yards
- **10/1 at NYJ:** Recorded one reception for 10 yards
- **10/8 at PIT:** Recorded one reception for four yards
- **10/15 vs LAR:** Recorded one reception for seven yards
- **10/22 at IND:** Started at WR and recorded two receptions for 64 yards, including a long reception of 52
- **11/5 vs. CIN:** Recorded three receptions for 47 yards, including a long reception of 37 yards
- **11/12 vs. LAC:** Recorded three receptions for 61 yards, including a long reception of 36 yards
- **11/19 at CLE:** Recorded three receptions for 24 yards
- **11/26 at ARI:** Started at WR and recorded two receptions for 30 yards
- **12/3 vs. IND:** Started at WR and recorded three receptions for 49 yards (16.3 avg.) and his first career TD
- **12/10 vs. SEA:** Recorded three receptions and a season-and team-high 99 yards receiving, including a 75-yard TD reception
- **12/17 vs. HOU:** Led the team and recorded career-highs with seven receptions for 186 yards and one TD, including a game-long 73-yard reception, which set up Tommy Bohanon's one-yard TD in the third quarter ... First 100-yard receiving game of his career
- **12/24 at S.F.:** Started at WR and recorded six receptions for a game-high 108 yards
- **12/31 at TEN:** Started at WR and recorded four receptions for 33 yards
- **1/7 vs. BUF:** Saw action at WR
- **1/14 at PIT:** Recorded one reception for 45 yards to the PIT 3-yard line, setting up RB **Leonard Fournette** 3-yard TD run on the ensuing play

COLLEGE (at Kentucky Wesleyan, 2013-16)

- Named to the D2football.com All-American First Team, Associated Press Little All-American First Team and the Don Hansen All-American First Team
- Led the nation in kickoffs returned for a TD (two) and ranked second in all-purpose yards (198.1 yards per game) as a senior
- Named Great Midwest Athletic Conference Offensive and Special Teams Player of the Year in 2016
- Led the NCAA in receiving yards (1,577), receiving yards per game (141.5) and receiving TDs (21) as a sophomore in 2014

PERSONAL

- Coached by Tyrann Scroggins at Central (Ky.) High School, where he was a four-year letterwinner and two-year starter at DB, WR and QB

REGULAR SEASON CAREER STATISTICS

YEAR	TEAM	GP/GS	RECs	YDS	AVG.	LG	TD
2017	JAX	16/6	42	748	17.8	75t	3
NFL totals: 1 yr.		16/6	42	748	17.8	75t	3

POSTSEASON CAREER STATISTICS

YEAR	TEAM	GP/GS	RECs	YDS	AVG.	LG	TD
2017	JAX	2/0	1	45	45.0	45	0
NFL totals: 1 yr.		2/0	1	45	45.0	45	0

2017 GAME-BY-GAME STATISTICS

DATE	OPP	RECs	YDS	AVG.	LG	TD
09/10	at Houston	0	0	0.0	-	0
09/17	vs. Tennessee	2	13	6.5	11	0
09/24	vs. Baltimore	1	13	13.0	13	0
10/01	at New York Jets	1	10	10.0	10	0
10/08	at Pittsburgh	1	4	4.0	4	0
10/15	vs. LA Rams	1	7	7.0	7	0
10/22	at Indianapolis	2	64	32.0	52	0
	BYE WEEK					
11/05	vs. Cincinnati	3	47	15.7	37	0
11/12	vs. LA Chargers	3	61	20.6	36	0
11/19	at Cleveland	3	24	8.0	11	0
11/26	at Arizona	2	30	15.0	24	0
12/03	vs. Indianapolis	3	49	16.3	32	1
12/10	vs. Seattle	3	99	33.0	75t	1
12/17	vs. Houston	7	186	26.6	73	1
12/24	at San Francisco	6	108	18.8	32	0
12/31	at Tennessee	4	33	8.3	15	0
2017 totals:		42	748	17.8	75t	3
01/07	vs. Buffalo	0	0	0.0	-	0
01/14	at Pittsburgh	1	45	45.0	45	0
Postseason totals:		1	45	45.0	45	0

Additional Statistics: one special teams tackle

AARON COLVIN

22

AARON COLVIN

CORNERBACK
6-0 193 LBS.
OKLAHOMA
BORN OCTOBER 2, 1991
TULSA, OKLAHOMA
ACQ: 4TH ROUND OF 2014 DRAFT (114TH)
EXP: 4TH YEAR



TRANSACTIONS

Originally drafted by Jacksonville in the fourth round (114th overall) of the 2014 draft ... Placed on injured reserve on 12/23/16

PRO (Games played/started - 48/25, 2/0)

• Since 2015, his 5.0 sacks are most in the NFL by a CB and tied for the most by a defensive back (K.C.'s **Ron Parker**)
• Began rookie season on reserve/physically unable to perform list after suffering an ACL injury while playing for the Jaguars coaching staff on the South squad at the Senior Bowl in 2014

2017 (w/ JAX - 16/5, 2/0)

- **9/10 at HOU:** Saw action at CB and recorded one solo tackle
- **9/17 vs. TEN:** Recorded three solo tackles
- **9/24 vs. BAL:** Recorded one solo tackle and one pass defended
- **10/1 at NYJ:** Recorded three tackles (two solo)
- **10/8 at PIT:** Tied for the team lead with 10 tackles (nine solo) and also recorded two tackles for a loss
- **10/15 vs. LAR:** Recorded two solo tackles, one tackle for a loss and a fumble recovery
- **10/22 at IND:** Started at CB in the nickel package and recorded two tackles (one solo)
- **11/5 vs. CIN:** Recorded one solo tackle
- **11/12 vs. LAC:** Started at CB and recorded three tackles (one solo), one tackle for a loss and one pass defended
- **11/19 at CLE:** Recorded two tackles (one solo)
- **11/26 at ARI:** Started at CB and recorded one solo tackle and two passes defended
- **12/3 vs. IND:** Recorded one solo tackle
- **12/10 vs. SEA:** Tied for the team-lead with six solo tackles
- **12/17 vs. HOU:** Started at CB and totaled three tackles (two solo) and one pass defended
- **12/24 at S.F.:** Started at CB and recorded three solo tackles
- **12/31 at TEN:** Recorded two solo tackles
- **1/7 vs. BUF:** Recorded one solo tackle, one passed defended and his first career INT ... Left the game and did not return (illness)
- **1/14 at PIT:** Saw action at CB and recorded two tackles (one solo)

2016 (w/ JAX - 10/4)

Missed the first four games of the season on the Reserve/Suspended by the Commissioner list

- **10/16 at CHI:** Made his season debut, posting five solo tackles, including one tackle for loss
- **10/23 vs. OAK:** Tallied three solo tackles at CB
- **10/27 at TEN:** Started at LCB and made two tackles (one solo)
- **11/6 at K.C.:** Saw action at CB and made seven tackles (five solo)
- **11/13 vs. HOU:** Saw action at CB and registered a seven-yard sack
- **11/20 at DET:** Started at CB and recorded two solo tackles before exiting the game with a concussion
- **11/27 at BUF:** Saw action at CB and on special teams
- **12/4 vs. DEN:** Saw action at CB and made one solo tackle
- **12/11 vs. MIN:** Started at CB and made one tackle
- **12/18 at HOU:** Started at CB before exiting the game with an ankle injury

2015 (w/ JAX - 16/15)

Started in 15 of 16 games at RCB, totaling 73 tackles (60 solo), seven passes defended, six tackles for loss and 4.0 sacks ... His 4.0 sacks are the most by an NFL DB since **Roman Harper's** 7.5 sacks in 2011 and the most by a Jaguars DB since **Aaron Beasley's** 5.0 sacks in 2000 (Colvin's 4.0 sacks are the second-most by a Jaguars DB in franchise history)

- **9/20 vs. MIA:** Made six tackles (five solo)
- **10/4 at IND:** Started at RCB, recording six tackles (five solo), including two tackles for loss, and his first career sack
- **10/11 at T.B.:** Started at RCB, tallying five tackles (five solo) and one sack
- **10/25 vs. BUF:** Made six tackles (six solo), including a sack-fumble that DE **Chris Clemons** returned for a TD ... Recorded the game-clinching PBU with 57 seconds remaining in the game to force a turnover on downs
- **11/8 at NYJ:** Made a season-high eight tackles (four solo), including one tackle for loss
- **11/19 vs. TEN:** Started at RCB, making seven tackles (seven solo), three passes defended and one sack

- **12/27 at N.O.:** Started at RCB and made a season-high nine tackles (five solo)

2014 (w/ JAX - 6/1)

Saw action in six games as a rookie and totaled 25 tackles (21 solo), two passes defended, two QB hits and one fumble recovery ... Placed on the reserve/physically unable to perform list on Aug. 26 and was activated to 53-man roster on Nov. 11

- **11/23 at IND:** Made NFL debut and saw action at CB and on special teams ... Finished with one solo tackle
- **11/30 vs. NYG:** Saw extensive action at CB ... Scored a TD on a 41-yard fumble return in the fourth quarter, his first career score ... It marked the fifth-longest fumble recovery for a touchdown in team history and longest since 2007 (77 yards, Daryl Smith, Oct. 14 vs. Houston)
- **12/7 vs. HOU:** Registered five tackles (four solo) and added one special teams tackle
- **12/18 vs. TEN:** Posted a career-high seven solo tackles and one pass defended

COLLEGE (at Oklahoma, 2010-13)

- Four-year letterman
- Appeared in 50 games with 36 starts
- Career totals include 234 tackles (170 solo), 15 tackles for a loss, 3.5 sacks, five INTs, one forced fumble, three fumble recoveries and 23 passes defended
- Started 35 of his last 36 games
- Named a semifinalist for the Thorpe Award as a senior, given to the top defensive back in college football
- Was All-Big 12 first-team selection by coaches, AP and the San Antonio Express-News
- Majored in communications

PERSONAL

- Attended Owasso (Okla.) High School
- Son of Bryant and Lisa Colvin
- Twitter handle is @AColvin_22

REGULAR SEASON CAREER STATISTICS										
YEAR	TEAM	GP/GS	TKL	SOLO	ASST	SACKS	FF	FR	PD	INT
2014	JAX	6/1	25	21	4	0.0	0	1	2	0
2015	JAX	16/15	73	60	13	4.0	1	0	7	0
2016	JAX	10/4	22	18	4	1.0	0	0	0	0
2017	JAX	16/5	44	37	7	0.0	0	1	5	0
NFL totals: 4 yrs.		48/25	165	137	28	5.0	1	2	14	0

POSTSEASON CAREER STATISTICS										
YEAR	TEAM	GP/GS	TKL	SOLO	ASST	SACKS	FF	FR	PD	INT
2017	JAX	2/0	3	2	1	0.0	0	0	1	1
NFL totals: 4 yrs.		1/0	3	2	1	0.0	0	0	1	1

CAREER HIGHS		
	GAME	SEASON
Tackles:	10 (10/8/17 at PIT)	73 (2015)
Sacks:	1.0 (five times, last: 11/13/16 vs. HOU)	4.0 (2016)
Passes defended:	3 (11/19/15 vs. TEN)	7 (2015)
Forced fumbles:	1 (10/25/15 vs. BUF)	1 (2015)
Fumble recoveries:	1 (twice, last: 10/15/17 vs. LAR)	1 (2014 & '17)

2017 GAME-BY-GAME STATISTICS										
DATE	OPP	TKL	SOLO	ASST	SACKS	FF	FR	PD	INT	
09/10	at Houston	1	1	0	0.0	0	0	0	0	
09/17	vs. Tennessee	3	3	0	0.0	0	0	0	0	
09/24	vs. Baltimore	1	1	0	0.0	0	0	1	0	
10/01	at New York Jets	3	2	1	0.0	0	0	0	0	
10/08	at Pittsburgh	10	9	1	0.0	0	0	0	0	
10/15	vs. LA Rams	3	2	1	0.0	0	1	0	0	
10/22	at Indianapolis	2	1	1	0.0	0	0	0	0	
	BYE WEEK									
11/05	vs. Cincinnati	1	1	0	0.0	0	0	0	0	
11/12	vs. LA Chargers	3	1	2	0.0	0	0	1	0	
11/19	at Cleveland	2	1	1	0.0	0	0	0	0	
11/26	at Arizona	1	1	0	0.0	0	0	2	0	
12/03	vs. Indianapolis	1	1	0	0.0	0	0	0	0	
12/10	vs. Seattle	6	6	0	0.0	0	0	0	0	
12/17	vs. Houston	3	2	1	0.0	0	0	1	0	
12/24	at San Francisco	3	3	0	0.0	0	0	0	0	
12/31	at Tennessee	2	2	0	0.0	0	0	0	0	
2017 totals:		44	37	7	0.0	0	1	5	0	

01/07	vs. Buffalo	1	1	0	0.0	0	0	1	1	
01/14	at Pittsburgh	2	1	1	0.0	0	0	0	0	
Postseason totals:		3	2	1	0.0	0	0	1	1	

Additional Statistics: one special teams tackle

AARON COLVIN

2016 GAME-BY-GAME STATISTICS									
DATE	OPP	TKL	SOLO	ASST	SACKS	FF	FR	PD	INT
09/11	vs. Green Bay				--				
09/18	at San Diego				--				
09/25	vs. Baltimore				--				
10/02	vs. Indianapolis				--				
	BYE WEEK								
10/16	at Chicago	5	5	0	0.0	0	0	0	0
10/23	vs. Oakland	3	3	0	0.0	0	0	0	0
10/27	at Tennessee	2	1	1	0.0	0	0	0	0
11/06	Kansas City	7	5	2	0.0	0	0	0	0
11/13	vs. Houston	1	1	0	1.0	0	0	0	0
11/20	at Detroit	2	2	0	0.0	0	0	0	0
11/27	at Buffalo	0	0	0	0.0	0	0	0	0
12/04	vs. Denver	1	1	0	0.0	0	0	0	0
12/11	vs. Minnesota	1	0	1	0.0	0	0	0	0
12/18	at Houston	0	0	0	0.0	0	0	0	0
12/24	vs. Tennessee				IR				
01/01	at Indianapolis				IR				
2016 totals:		22	18	4	1.0	0	0	0	0

2015 GAME-BY-GAME STATISTICS									
DATE	OPP	TKL	SOLO	ASST	SACKS	FF	FR	PD	INT
09/13	vs. Carolina	2	1	1	0.0	0	0	0	0
09/20	vs. Miami	6	5	1	0.0	0	0	0	0
09/27	at New England	2	2	0	0.0	0	0	0	0
10/04	at Indianapolis	6	5	1	1.0	0	0	0	0
10/11	at Tampa Bay	6	5	1	1.0	0	0	0	0
10/18	vs. Houston	4	4	0	0.0	0	0	0	0
10/25	vs. Buffalo	6	6	0	1.0	1	0	1	0
	BYE WEEK								
11/08	at N.Y. Jets	8	4	4	0.0	0	0	0	0
11/15	at Baltimore	4	3	1	0.0	0	0	0	0
11/19	vs. Tennessee	7	7	0	1.0	0	0	3	0
11/29	vs. San Diego	3	3	0	0.0	0	0	1	0
12/06	at Tennessee	0	0	0	0.0	0	0	1	0
12/13	vs. Indianapolis	2	2	0	0.0	0	0	0	0
12/20	vs. Atlanta	3	3	0	0.0	0	0	0	0
12/27	at New Orleans	9	5	4	0.0	0	0	0	0
01/03	at Houston	5	4	1	0.0	0	0	1	0
2015 totals:		73	60	13	4.0	1	0	7	0

2014 GAME-BY-GAME STATISTICS									
DATE	OPP	TKL	SOLO	ASST	SACKS	FF	FR	PD	INT
09/07	at Philadelphia				PUP				
09/14	at Washington				PUP				
09/21	vs. Indianapolis				PUP				
09/28	at San Diego				PUP				
10/05	vs. Pittsburgh				PUP				
10/12	at Tennessee				PUP				
10/19	vs. Cleveland				PUP				
10/26	vs. Miami				PUP				
11/02	at Cincinnati				PUP				
11/09	vs. Dallas				PUP				
	BYE WEEK								
11/23	at Indianapolis	1	1	0	0.0	0	0	0	0
11/30	vs. N.Y. Giants	4	3	1	0.0	0	1	1	0
12/07	vs. Houston	5	4	1	0.0	0	0	0	0
12/14	at Baltimore	4	3	1	0.0	0	0	0	0
12/18	vs. Tennessee	7	7	0	0.0	0	0	1	0
12/28	at Houston	4	3	1	0.0	0	0	0	0
2014 totals:		25	21	4	0.0	0	1	2	0

MARCELL DAREUS

99 MARCELL DAREUS



DEFENSIVE TACKLE
6-3 331 LBS

ALABAMA

BORN MARCH 13, 1990

BIRMINGHAM, ALABAMA

ACQ: TRADE (BUFFALO) 2017

EXP: 7TH YEAR



TRANSACTIONS

Originally drafted by Buffalo in the first round (third overall) in the 2011 draft ...
Traded to Jacksonville for a 2018 sixth-round draft pick on 10/28/17

PRO (Games played/started - 100/86, 2/1)

- Earned All-Pro honors in 2014
- Selected to the Pro Bowl in 2014 and 2015

2017 (w/ BUF, JAX - 14/1, 2/1)

Appeared in five games with Buffalo prior to his trade to Jacksonville and totaled eight tackles (four solo), one sack and two tackles for a loss

- **11/5 vs. CIN:** Made his Jaguars debut and recorded three solo tackles

- **11/12 vs. LAC:** Recorded four tackles (three solo)

- **11/19 at CLE:** Recorded a solo tackle

- **11/26 at ARI:** Saw action at DT

- **12/3 vs. IND:** Recorded three solo tackles

- **12/10 vs. SEA:** Recorded three tackles (two solo)

- **12/17 vs. HOU:** Recorded two solo tackles

- **12/24 at S.F.:** Recorded one solo tackle

- **12/31 at TEN:** Started at NT and recorded four solo tackles, one sack and one tackle for a loss

- **1/7 vs. BUF:** Started at NT and recorded four tackles (three solo) and one tackle for a loss

- **1/14 at PIT:** Recorded one solo tackle, his first career postseason sack and one tackle for a loss

2016 (w/ BUF - 8/7)

Appeared in eight games with seven starts and recorded 39 tackles (24 solo), five tackles for a loss, 3.5 sacks and one pass defended

2015 (w/ BUF - 15/15)

Started all 15 games he appeared in and totaled 51 tackles (38 solo), nine tackles for a loss and two sacks

2014 (w/ BUF - 15/15)

Started all 15 games he appeared in under current Jaguars Head Coach Doug Marrone and totaled 49 tackles (36 solo), 12 tackles for a loss, a career high 10 sacks, one pass defended and one forced fumble

2013 (w/ BUF - 16/14)

Appeared in all 16 games under current Jaguars Head Coach Doug Marrone, starting 14 and recorded a career high 71 tackles (46 solo), eight tackles for a loss, 7.5 sacks, three passes defended and one forced fumble

2012 (w/ BUF - 16/16)

Started in all 16 games and recorded 39 tackles (26 solo), five tackles for a loss, 5.5 sacks, six passes defended and one fumble recovery

2011 (w/ BUF - 16/15)

Appeared in all 16 games, starting 15 and totaled 43 tackles (32 solo), nine tackles for a loss, 5.5 sacks, two passes defended and one fumble recovery

COLLEGE (at Alabama, 2008-10)

- Appeared in 33 career games, totaling 39 tackles (27 solo), 20 tackles for loss and 11 sacks.

- Won the BCS National Championship in 2010 and was named the game's defensive MVP

PERSONAL

- Totaled 117 tackles and 20 sacks as a senior, and also returned a fumble for a touchdown

- Attended Huffman (Ala.) High School

- ASWA All-State honorable mention, listed on the Atlanta Journal-Constitution's Super Southern 100 and the Mobile Press-Register Elite 18.

REGULAR SEASON CAREER STATISTICS

YEAR	TEAM	GP/GS	TKL	SOLO	ASST	SACKS	FF	FR	PD	TFL	INT
2011	BUF	16/15	43	32	11	5.5	0	1	2	9	0
2012	BUF	16/16	39	26	13	5.5	0	1	6	5	0
2013	BUF	16/14	71	46	25	7.5	1	0	3	8	0
2014	BUF	15/15	49	36	13	10.0	1	0	1	12	0
2015	BUF	15/15	51	38	13	2.0	0	0	0	5	0
2016	BUF	8/7	39	24	15	3.5	0	0	1	5	0
2017	BUF	5/3	8	4	4	1.0	0	0	0	2	0
2017	JAX	9/0	21	19	2	1.0	0	0	0	1	0
NFL totals: 7 yrs.		100/86	321	224	96	36.0	2	2	13	47	0

POSTSEASON CAREER STATISTICS

YEAR	TEAM	GP/GS	TKL	SOLO	ASST	SACKS	FF	FR	PD	TFL	INT
2017	JAX	2/1	5	4	1	1.0	0	0	0	2	0
NFL totals: 7 yrs.		2/1	5	4	1	1.0	0	0	0	2	0

CAREER HIGHS

	GAME	SEASON
Tackles:	8 (two times; last: 11/12/16 vs. JAX)	71 (2013)
Sacks:	3.0 (two times; last: 11/9/14 vs. KC)	10.0 (2014)
Forced fumbles:	1 (two times; last: 10/5/14 at DET)	1 (2013 & 2014)
Fumble recoveries:	1 (two times; last: 10/7/14 at S.F.)	1 (2011 & 2012)


2017 GAME-BY-GAME STATISTICS

DATE	OPP	TKL	SOLO	ASST	SACKS	FF	FR	PD	TFL	INT
W/BUF										
09/10	vs. New York Jets	0	0	0	0.0	0	0	0	0	0
09/17	at Carolina	1	0	1	0.0	0	0	0	0	0
09/24	vs. Denver	0	0	0	0.0	0	0	0	0	0
10/01	at Atlanta	0	0	0	0.0	0	0	0	0	0
10/08	at Cincinnati	2	1	1	1.0	0	0	0	1	0
BYE WEEK										
10/22	vs. Tampa Bay	5	3	2	0.0	0	0	0	1	0
W/JAX										
BYE WEEK										
11/05	vs. Cincinnati	3	3	0	0.0	0	0	0	0	0
11/12	vs. LA Chargers	4	3	1	0.0	0	0	0	0	0
11/19	at Cleveland	1	1	0	0.0	0	0	0	0	0
11/26	at Arizona	0	0	0	0.0	0	0	0	0	0
12/03	vs. Indianapolis	3	3	0	0.0	0	0	0	0	0
12/10	vs. Seattle	3	2	1	0.0	0	0	0	0	0
12/17	vs. Houston	2	2	0	0.0	0	0	0	0	0
12/24	at San Francisco	1	1	0	0.0	0	0	0	0	0
12/31	at Tennessee	4	4	0	1.0	0	0	0	1	0
2017 totals:		29	23	6	2.0	0	0	0	3	0
01/07	vs. Buffalo	4	3	1	0.0	0	0	0	1	0
01/14	at Pittsburgh	1	1	0	1.0	0	0	0	1	0
Postseason totals:		5	4	1	1.0	0	0	0	2	0

LEONARD FOURNETTE

27 LEONARD FOURNETTE

RUNNING BACK
6-0 228 LBS.
LOUISIANA STATE
BORN JANUARY 18, 1995
NEW ORLEANS, LOUISIANA
ACQ: FIRST ROUND OF 2017 DRAFT (4TH)
EXP: ROOKIE



TRANSACTIONS

Drafted by Jacksonville in the first round (fourth overall) in the 2017 draft

PRO (Games played/started - 13/13, 2/2)

- Became the first player in Jaguars history to rush for at least 100 yards in his NFL debut and also became the eighth player in NFL history to register at least 100 rushing yards, one-plus rushing TD and three-plus receptions in their NFL debut
- First player in franchise history to score a scrimmage TD in each of his first six career games
- At 22 years and 263 days old, Fournette is the youngest player in NFL history with a rushing TD of at least 90 yards (10/8 at PIT)
- Joins New England's **Robert Edwards** (1998) as the only rookies in NFL history to score a TD in each of their team's first six games of the season.
- Rushed 130 times for 596 yards, including six rushing TDs, in his first six games, which marks the most rushing yards by a Jaguars rookie through six career games
- Became the fifth player in NFL history to rush for at least 550 yards and six rushing TDs through six career games.

2017 (w/ JAX - 13/13, 2/2)

Joins **Fred Taylor** (1,223) as the only rookies to record 1,000 yards rushing in franchise history ... Joins **Fred Taylor** (1,644), **Maurice Jones-Drew** (1,377) and **T.J. Yeldon** (1,019) as the only Jaguars rookie RB to surpass 1,000 scrimmage yards ... His 1,040 rushing yards are the second-most by a rookie in franchise history, and his 268 rushing attempts this season are a franchise record ... His seven games with 100-plus scrimmage yards are tied for the most in a season by a Jaguars rookie (**Fred Taylor** - seven in 1998) and his 1,342 scrimmage yards are the third-most in franchise history by a rookie

- **9/10 at HOU:** Started at RB and made his NFL debut ... Rushed 26 times for 100 yards and one TD and tied for the team lead with three receptions for 24 yards ... Became the first player in Jaguars history to rush for at least 100 yards in his NFL debut and also became the eighth player in NFL history to register at least 100 rushing yards, one-plus rushing TD and three-plus receptions in their NFL debut
- **9/17 vs. TEN:** Rushed 14 times for 40 yards and one TD, while adding two receptions for 21 yards
- **9/24 vs. BAL:** Rushed 17 times for 59 yards and one TD and recorded three receptions for 21 yards
- **10/1 at NYJ:** Totaled 145 yards from scrimmage with a team-high 86 yards rushing on 24 carries and led the team with 59 yards receiving on four receptions, including his first career TD reception
- **10/8 at PIT:** Rushed 28 times for 181 yards and two TDs, including a long TD run of 90 yards, which is the longest regular-season rush in franchise history ... Also recorded one reception for three yards
- **10/15 vs LAR:** Rushed 21 times for 130 yards with one TD, including a long TD run of 75 yards ... Also recorded two receptions for eight yards
- **10/22 at IND:** Inactive (ankle)
- **11/5 vs. CIN:** Inactive
- **11/12 vs. LAC:** Rushed 17 times for 33 yards and caught two receptions for 13 yards
- **11/19 at CLE:** Rushed 28 times for 111 yards and caught two receptions for 7 yards ... Joins **Fred Taylor** as the only rookies in franchise history to rush for at least 100 yards in four or more games during their rookie season
- **11/26 at ARI:** Started at RB and rushed 12 times for 25 yards and caught three passes for 17 yards
- **12/3 vs. IND:** Rushed 20 times for 57 yards and one TD and also caught three passes for 22 yards
- **12/10 vs. SEA:** Rushed 24 times for 101 yards, one TD and caught four passes for 18 yards
- **12/17 vs. HOU:** Inactive (quad)
- **12/24 at S.F.:** Rushed 18 times for 48 yards with one TD and caught three passes for 22 yards
- **12/31 at TEN:** Rushed for 69 yards on 19 carries and recorded a career-high and team-leading 67 yards receiving on four receptions for a total of 136 scrimmage yards
- **1/7 vs. BUF:** Rushed 21 times for 57 yards and caught three passes for 21 yards
- **1/14 at PIT:** Rushed 25 times for 109 yards and three TDs and recorded two receptions for 10 yards ... Became the third rookie in the Super Bowl era to have a 100-yard rushing game against the same team in both the regular season & postseason ... Became the third rookie in NFL history to post three rushing TDs in a single postseason game

COLLEGE (at LSU, 2014-16)

- Set or tied 23 school records during his career (eight single-season, five single-game, seven bowl and three career)
- Finished career ranked fourth in LSU history with 3,830 rushing yards in only 32 games
- Ranks second in school history in all-purpose yards per game (155.7), third in overall TDs (42), fourth in rushing TDs (40) and all-purpose yards (4,981) and seventh in scoring (252)
- Holds LSU career records for yards per play (6.2), rushing yards per game (119.7), 200-yard rushing games (five) and consecutive 100-yard rushing games (nine)
- Cracked the 100-yard mark 19 of his 32 games played and went over 200 yards a school-record five times
- Fastest player in LSU history to reach 2,000 and 3,000 yards
- Only player in school history to rush for 1,000 yards in each of his first two seasons

HIGH SCHOOL

- A four-year starting running back at St. Augustine (La.)
- Listed as the No. 1 overall prospect by ESPN.com and Scout.com
- Named the USA Today National Offensive Player of the Year and a member of the All-USA First Team
- Selected to the Parade All-America first team
- Awarded the 2013 and 2014 Louisiana Gatorade Player of the Year awards, the first player in the state to win it twice
- Finished his high school career with 7,619 rushing yards and 88 rushing TDs

PERSONAL

- Parents are Leonard and Lory Fournette
- Brother, Lanard, is a member of the LSU football team
- Has a daughter, Lyric, and one son, Leonard IV

REGULAR SEASON CAREER STATISTICS

YEAR	TEAM	GP/GS	RUSHING					RECEIVING					
			NO	YDS	AVG	LG	TD	NO	YDS	AVG	LG	TD	
2017	JAX	13/13	268	1,040	3.9	90t	9	36	302	8.4	28	1	
Career totals:		1 yr.	13/13	268	1,040	3.9	90t	9	36	302	8.4	28	1

POSTSEASON CAREER STATISTICS

YEAR	TEAM	GP/GS	RUSHING					RECEIVING					
			NO	YDS	AVG	LG	TD	NO	YDS	AVG	LG	TD	
2017	JAX	2/2	46	166	3.6	18t	3	5	31	6.2	12	0	
Career totals:		1 yr.	2/2	46	166	3.6	18t	3	5	31	6.2	12	0

2017 GAME-BY-GAME STATISTICS

DATE	GAME	NO	RUSHING					NO	RECEIVING			
			YDS	AVG	LG	TD	YDS		AVG	LG	TD	
09/10	at Houston	26	100	3.8	17	1	3	24	8.0	12	0	
09/17	vs. Tennessee	14	40	2.9	7	1	2	21	10.5	11	0	
09/24	vs. Baltimore	17	59	3.5	15	1	3	21	7.0	10	0	
10/01	at New York Jets	24	86	3.6	11	0	4	59	14.8	28	1	
10/08	at Pittsburgh	28	181	6.5	90t	2	1	3	3.0	3	0	
10/15	vs. LA Rams	21	130	6.2	75t	1	2	8	4.0	6	0	
10/22	at Indianapolis	Inactive										
BYE WEEK												
11/05	vs. Cincinnati	Inactive										
11/12	vs. LA Chargers	17	33	1.9	8	0	2	13	6.5	8	0	
11/19	at Cleveland	28	111	4.0	29	0	2	7	3.5	9	0	
11/26	at Arizona	12	25	2.1	8	0	3	17	5.7	17	0	
12/03	vs. Indianapolis	20	57	2.9	24	1	3	22	7.3	11	0	
12/10	vs. Seattle	24	101	4.2	15	1	4	18	4.5	15	0	
12/17	vs. Houston	Inactive										
12/24	at San Francisco	18	48	2.7	7	1	3	22	7.3	8	0	
12/31	at Tennessee	19	69	3.6	9	0	4	67	16.8	23	0	
2017 totals:		268	1,040	3.9	90t	9	36	302	8.4	28	1	
01/07	vs. Buffalo	21	57	2.7	16	0	3	21	7.0	12	0	
01/14	at Pittsburgh	25	109	4.4	18t	3	2	10	5.0	10	0	
Postseason totals:		46	166	3.6	18t	3	5	31	6.2	12	0	

DANTE FOWLER JR.

56 DANTE FOWLER JR.

DEFENSIVE END
6-3 255 LBS
FLORIDA
BORN AUGUST 3, 1994
ST. PETERSBURG, FLORIDA
ACQ: 1ST ROUND OF 2015 DRAFT (3RD)
EXP: 3RD YEAR



TRANSACTIONS

Originally drafted by Jacksonville in the first round (third overall) of the 2015 draft ... Placed on injured reserve on 8/29/15

PRO (Games played/started - 32/1, 2/0)

- First defensive player selected in the 2015 NFL Draft
- Second-highest defensive player drafted in Jaguars history (LB **Kevin Hardy** was selected 2nd overall in 1996)
- Joined RB **Fred Taylor** (9th, 1998), S **Reggie Nelson** (21st, 2007) and DE **Derrick Harvey** (8th, 2008) as the only players in franchise history to be drafted out of the University of Florida in the first round
- Joins Harvey as the only DEs selected in the first round in franchise history
- Ninth player selected by the Jaguars from the University of Florida, the most of any college/university in franchise history
- Became third Florida DE in last three years to be drafted in first round
- Has registered 12.0 career sacks, the third most in Jaguars history through 32 career games

2017 (w/ JAX - 16/0, 2/0)

- **9/10 at HOU:** Saw action at DE and recorded three solo tackles, one tackle for a loss, one sack, one forced fumble and returned one fumble 53 yards for a score
- **9/17 vs. TEN:** Saw action at DE
- **9/24 vs. BAL:** Recorded two solo tackles, one sack and one tackle for a loss
- **10/1 at NYJ:** Recorded three solo tackles, one sack, one tackle for a loss and one forced fumble
- **10/8 at PIT:** Recorded one solo tackle, one sack and one tackle for a loss
- **10/15 vs. LAR:** Saw action at DE
- **10/22 at IND:** Recorded four tackles (three solo), 1.5 sacks and one tackle for a loss
- **11/5 vs. CIN:** Saw action at DE and helped limit CIN to 29 yards rushing
- **11/12 vs. LAC:** Saw action at DE
- **11/19 at CLE:** Recorded one solo tackle, one sack, one tackle for a loss and one fumble recovery
- **11/26 at ARI:** Recorded two solo tackles
- **12/3 vs. IND:** Saw action at DE
- **12/10 vs. SEA:** Saw action at DE and recorded one quarterback hit
- **12/17 vs. HOU:** Recorded two solo tackles, one sack and one tackle for a loss
- **12/24 at S.F.:** Recorded one solo tackle
- **12/31 at TEN:** Assisted on two tackles and recorded 0.5 sack
- **1/7 vs. BUF:** Recorded one solo tackle
- **1/14 at PIT:** Recorded one solo tackle and one pass defended

2016 (w/ JAX - 16/1)

Made his NFL debut in the team's season opener

- **9/11 vs. G.B.:** Started at LEO and made three tackles (two solo) and one tackle for loss
- **9/18 at S.D.:** Recorded a career-high six tackles (five solo), including 2.0 sacks
- **9/25 vs. BAL:** Saw action at LEO and made one solo tackle and recorded his first career pass defended
- **10/2 vs. IND:** Saw action at LEO and made two solo tackles ... Posted two QB hurries, one of which resulted in **Yannick Ngakoue's** first-quarter INT after he tipped QB **Andrew Luck's** attempt
- **10/16 at CHI:** Saw action at LEO and made one solo tackle
- **10/23 vs. OAK:** Tallied two solo tackles at LEO
- **10/27 at TEN:** Saw action at LEO and totaled two tackles
- **11/6 at K.C.:** Saw action at LEO, making four tackles (one solo) and was credited with 0.5 sack
- **11/13 vs. HOU:** Saw action at LEO and made one solo tackle
- **11/20 at BUF:** Saw action at LEO and made one solo tackle for loss
- **11/27 at BUF:** Saw action at LEO and made one tackle
- **12/4 vs. DEN:** Saw action at LEO and made four solo tackles, including one tackle for loss
- **12/11 vs. MIN:** Saw action at LEO and made one solo tackle
- **12/18 at HOU:** Saw action at LEO before exiting the game with a hip pointer
- **12/24 vs. TEN:** Tallied two solo tackles, along with 1.0 sack, two passes defended and three QB hits
- **1/1 at IND:** Saw action at LEO and assisted on one tackle, recorded 0.5 sack, one pass defended and two QB hits

2015 (w/ JAX - IR)

- Suffered a torn ACL on May 18, 2015 in Jaguars rookie mini-camp and was placed on IR on August 29, 2015

COLLEGE (at Florida, 2012-14)

- Declared for the NFL Draft following his junior season
- Played in 37 games with 25 starts
- Career totals included 140 tackles (73 solo), 34 tackles for loss, 14.5 sacks, five forced fumbles, two fumble recoveries and two passes defended
- Started the final 24 games of his career
- Served as a team captain his junior season and two games as a sophomore

PERSONAL

- Attended Lakewood Senior (St. Petersburg, Fla.) High School, where he played for Head Coach Cory Moore
- A five-star prospect ranked as the No. 3 weakside defensive side and No. 28 recruit overall by Rivals.com
- Ranked in the Rivals100 national list (No. 28), as well as the ESPN 150 national list (No. 71)
- Named an Honorable Mention All-American by Sports Illustrated
- Also competed as a shot putter, recording a top-throw of 14.32 meters
- Son of Lanora and Dante Fowler Sr.
- Has one son, Dante Fowler III, who is three years old
- Has two younger brothers, Donterio and Cam'Ron
- Twitter handle is @DanteFowler



REGULAR SEASON CAREER STATISTICS

YEAR	TEAM	GP/GS	TKL	SOLO	ASST	ST	SACKS	FF	FR	PD	TFL
2015	JAX					IR					
2016	JAX	16/1	32	23	9	0	4.0	0	0	5	6
2017	JAX	16/0	21	18	3	0	8.0	2	2	0	7
NFL totals: 3 yrs.		32/1	53	41	12	0	12.0	2	2	5	12



POSTSEASON CAREER STATISTICS

YEAR	TEAM	GP/GS	TKL	SOLO	ASST	ST	SACKS	FF	FR	PD	TFL
2017	JAX	2/0	2	2	0	0	0.0	0	0	1	0
NFL totals: 3 yrs.		2/0	2	2	0	0	0.0	0	0	1	0



CAREER HIGHS

	GAME	SEASON
Tackles:	6 (9/18/16 at SD)	32 (2016)
Sacks:	2.0 (9/18/16 at SD)	8.0 (2017)
Forced fumbles:	1 (twice; last: 10/1/17 at NYJ)	2 (2017)
Fumble recoveries:	1 (twice; last: 11/19/17 at CLE)	2 (2017)



2017 GAME-BY-GAME STATISTICS

DATE	OPP	TKL	SOLO	ASST	ST	SACKS	FF	FR	PD	TFL
09/10	at Houston	3	3	0	0	1.0	1	1	0	1
09/17	vs. Tennessee	0	0	0	0	0.0	0	0	0	0
09/24	vs. Baltimore	2	2	0	0	1.0	0	0	0	1
10/01	at New York Jets	3	3	0	0	1.0	1	0	0	1
10/08	at Pittsburgh	1	1	0	0	1.0	0	0	0	1
10/15	vs. LA Rams	0	0	0	0	0.0	0	0	0	0
10/22	at Indianapolis	4	3	1	0	1.5	0	0	0	1
BYE WEEK										
11/05	vs. Cincinnati	0	0	0	0	0.0	0	0	0	0
11/12	vs. LA Chargers	0	0	0	0	0.0	0	0	0	0
11/19	at Cleveland	1	1	0	0	1.0	0	1	0	1
11/26	at Arizona	2	2	0	0	0.0	0	0	0	0
12/03	vs. Indianapolis	0	0	0	0	0.0	0	0	0	0
12/10	vs. Seattle	0	0	0	0	0.0	0	0	0	0
12/17	vs. Houston	2	2	0	0	1.0	0	0	0	1
12/24	at San Francisco	1	1	0	0	0.0	0	0	0	0
12/31	at Tennessee	2	0	2	0	0.5	0	0	0	0
2017 totals:		21	18	3	0	8.0	2	2	0	7
01/07	vs. Buffalo	1	1	0	0	0.0	0	0	0	0
01/14	at Pittsburgh	1	1	0	0	0.0	0	0	1	0
Postseason totals:		2	2	0	0	0.0	0	0	1	0

DANTE FOWLER JR.



2016 GAME-BY-GAME STATISTICS

DATE	OPP	TKL	SOLO	ASST	ST	SACKS	FF	FR	PD	TFL
09/11	vs. Green Bay	3	2	1	0	0.0	0	0	0	1
09/18	at San Diego	6	5	1	0	2.0	0	0	0	2
09/25	vs. Baltimore	1	1	0	0	0.0	0	0	1	0
10/02	vs. Indianapolis	2	2	0	0	0.0	0	0	1	0
BYE WEEK										
10/16	at Chicago	1	1	0	0	0.0	0	0	0	0
10/23	vs. Oakland	2	2	0	0	0.0	0	0	0	0
10/27	at Tennessee	2	0	2	0	0.0	0	0	0	0
11/06	at Kansas City	4	1	3	0	0.5	0	0	0	0
11/13	vs. Houston	1	1	0	0	0.0	0	0	0	0
11/20	at Detroit	1	1	0	0	0.0	0	0	0	1
11/27	at Buffalo	1	0	1	0	0.0	0	0	0	0
12/04	vs. Denver	4	4	0	0	0.0	0	0	0	1
12/11	vs. Minnesota	1	1	0	0	0.0	0	0	0	0
12/18	at Houston	0	0	0	0	0.0	0	0	0	0
12/24	vs. Tennessee	2	2	0	0	1.0	0	0	2	1
01/01	at Indianapolis	1	0	1	0	0.5	0	0	1	0
2016 totals:		32	23	9	0	4.0	0	0	5	6

TASHAUN GIPSON

39

TASHAUN GIPSON



DEFENSIVE BACK

5-11 212 LBS.

WYOMING

BORN AUGUST 7, 1990

DALLAS, TEXAS

ACQ: UFA (CLEVELAND) 2016

EXP: 6TH YEAR



TRANSACTIONS

Originally signed by Cleveland as an undrafted free agent on 5/9/12 ... Signed by Jacksonville as an unrestricted free agent on 3/10/16

PRO (Games played/started - 82/74, 2/2)

- Earned first career Pro Bowl selection in 2014 after finishing second in NFL with six interceptions
- One of 10 players to register 15 or more INTs since 2012, joining CB **Richard Sherman**, DB **Glover Quin**, CB **Patrick Peterson**, S **Reggie Nelson**, CB **Aqib Talib**, CB **Brent Grimes**, CB **Earl Thomas**, CB **Casey Hayward** and CB **Trumaine Johnson**
- Ranks tied for third in the NFL among safeties with 19 interceptions

2017 (w/ JAX - 16/16, 2/2)

- **9/10 at HOU:** Started at FS and finished tied for second on the team with six tackles (four solo), two passes defended and one interception, which he returned 67 yards
- **9/17 vs. TEN:** Started at FS and recorded two tackles (one solo)
- **9/24 vs. BAL:** Started at FS and recorded three solo tackles
- **10/1 at NYJ:** Started at FS and recorded seven solo tackles and one pass defended
- **10/8 at PIT:** Started at FS and recorded six tackles (five solo), two passes defended and two INTs, which ties a career high
- **10/15 vs. LAR:** Started at FS and recorded three tackles (two solo) and one tackle for a loss
- **10/22 at IND:** Started at FS and recorded four tackles (three solo)
- **11/5 vs. CIN:** Started at FS and recorded three solo tackles
- **11/12 vs. LAC:** Started at FS and recorded five solo tackles and one fumble recovery, which was the first fumble recovery of his career
- **11/19 at CLE:** Started at FS and recorded four tackles (three solo) and one tackle for a loss
- **11/26 at ARI:** Started at FS and recorded two solo tackles and one pass defended
- **12/3 vs. IND:** Started at FS and recorded four tackles (two solo), one INT and one pass defended
- **12/10 vs. SEA:** Started at FS and recorded two solo tackles
- **12/17 vs. HOU:** Started at FS and recorded three solo tackles
- **12/24 at S.F.:** Started at FS and recorded five tackles (four solo)
- **12/31 at TEN:** Started at FS and recorded five tackles (four solo) and two tackles for a loss
- **1/7 vs. BUF:** Started at FS and recorded five solo tackles
- **1/14 at PIT:** Started at FS and assisted on one tackle ... Left the game with a foot injury and did not return

2016 (w/ JAX - 16/16)

- Made his Jaguars debut during the team's season opener
- **9/11 vs. G.B.:** Started at FS and made three solo tackles
 - **9/18 at S.D.:** Started at FS and made three solo tackles
 - **9/25 vs. BAL:** Registered his first INT with the Jaguars during the fourth quarter ... Also recorded three solo tackles
 - **10/2 vs. IND:** Started at FS and made one solo tackle
 - **10/16 at CHI:** Started at FS and made three solo tackles
 - **10/23 vs. OAK:** Started at FS and made two solo tackles
 - **10/27 at TEN:** Started at FS and made three tackles (two solo)
 - **11/6 at K.C.:** Started at FS
 - **11/13 vs. HOU:** Started at FS and tallied two solo tackles
 - **11/20 at DET:** Started at FS and made one solo tackle
 - **11/27 at BUF:** Started at FS and made two solo tackles
 - **12/4 vs. DEN:** Started at FS and made two tackles (one solo)
 - **12/11 vs. MIN:** Started at FS and made a season-high four solo tackles
 - **12/18 at HOU:** Started at FS and made four tackles (three solo)
 - **12/24 vs. TEN:** Started at FS and made two solo tackles and one pass defended
 - **1/1 at IND:** Started at FS and recorded a season-high six tackles (two solo)

2015 (w/ CLE - 13/13, 0/0)

Started 13 games, marking the third consecutive season in which he made 10-plus starts for the Browns ... Finished with 60 tackles (42 solo), two interceptions and two passes defended ... Tackle total was his highest since registering 105 stops in 2013 ... Has recorded an interception in all four NFL seasons, including two-plus interceptions in three straight years

- **9/13 at NYJ:** Totaled five tackles (three solo) and his first interception of the season, which came against Jets QB **Ryan Fitzpatrick** in the second quarter
- **9/20 vs. TEN:** Had eight tackles (five solo), his second-highest total in 2015

- **11/1 vs. ARI:** Produced one solo (tackle) and intercepted Cardinals QB **Carson Palmer** in the third quarter
- **12/20 at SEA:** Tallied a season-high nine tackles (five solo)

2014 (w/ CLE - 11/11, 0/0)

Selected to first Pro Bowl ... Started all 11 games at free safety and added 52 tackles, eight passes defended, six interceptions, one forced fumble and one interception-return TD ... Finished second in the NFL with career-high six interceptions, despite missing final five games ... Interception total led the team and were the most by a Browns player since 2010 ... Became the first player to lead the Browns in interceptions in consecutive years since **Earl Little** from 2002-03 ... Helped Cleveland finish first in the NFL in opponent passer rating (74.1) and passes defended (99)

- **9/14 vs. N.O.:** During 26-24 victory, registered eight tackles and one interception, returning it for a career-long 62-yard TD
- **10/19 at JAX:** Earned second career multiple-interception game, picking off Jaguars QB **Blake Bortles** twice
- **10/26 vs. OAK:** After Raiders shifted out of initial FG formation picked off Raiders QB **Matt Schaub** and returned it 35 yards
- **11/2 vs. T.B.:** Picked off Buccaneers QB **Mike Glennon** in end zone to thwart Tampa Bay scoring threat
- **11/6 at CIN:** In 24-3 primetime win, recorded three tackles, one pass defended and one forced fumble ... Member of Browns defense that limited Bengals to 79 net passing yards, second fewest by an NFL team in 2014
- **11/23 at ATL:** Sustained knee injury in fourth quarter and was placed on injured reserve on 12/20

2013 (w/ CLE - 16/15, 0/0)

Started 15 of 16 games at free safety ... Totaled 105 tackles, five interceptions, his first career interception-return TD and 14 passes defended

- **9/8 vs. MIA:** Intercepted Dolphins QB **Ryan Tannehill** and returned it 29 yards
- **10/13 vs. DET:** Intercepted Lions QB **Matthew Stafford** in end zone, returning it 35 yards ... Added eight tackles
- **10/20 at G.B.:** Amassed a career-high 11 tackles and added one pass defended
- **12/15 vs. CHI:** Registered first multiple-interception game (two) and first interception-return TD ... In second quarter, grabbed his second interception of the game, returning it 44 yards

2012 (w/ CLE - 10/3, 0/0)

Appeared in 10 contests, with three starts ... Registered 29 tackles, one interception and one pass defended ... Also accounted for four stops on special teams

- **12/9 vs. K.C.:** Recorded his first career interception

COLLEGE (at Wyoming, 2008-11)

- Four-year starter at the University of Wyoming and started all 50 career games
- Notched nine career interceptions, which ranked tied for fourth in school history
- As a senior, recorded 95 tackles and three interceptions
- Played 38 games at Wyoming in the same defensive backfield as his brother, Marcell, one of the primary reasons he chose to attend the school
- Graduated with a degree in communications after finishing his course work during the offseason in 2015

PERSONAL

- First name is pronounced tuh-SHAWN
- Has a son, Tashaun Jr., and daughter, Nala
- His father and all three brothers played Division I football, including his brother, Marcell, who was originally signed by the Minnesota Vikings as an undrafted free agent in 2011 ... His father played football at Arizona State
- One of six children
- Attended Kimball High School in Dallas, Texas
- Received all-state honorable mention laurels ... Named the 4A District 14 Dallas City League MVP and earned first-team all-district honors both as a cornerback and as a returner during his senior season
- Also lettered in basketball and track
- Aspires to start an Alzheimer's awareness charity, as the disease has affected his family ... Works to help youth and provide them gifts during the holiday season
- Twitter handle is @Gipson_duos24

TASHAUN GIPSON



REGULAR SEASON CAREER STATISTICS

YEAR	TEAM	GP/GS	TKL	SOLO	ASST	INT	SACKS	FF	FR	PD
2012	CLE	10/3	29	23	6	1	0.0	0	0	1
2013	CLE	16/15	105	82	23	5	0.0	0	0	14
2014	CLE	11/11	52	28	24	6	0.0	1	0	8
2015	CLE	13/13	60	42	18	2	0.0	0	0	2
2016	JAX	16/16	41	34	7	1	0.0	0	0	2
2017	JAX	16/16	64	53	11	4	0.0	0	1	7
NFL totals: 6 yrs.		82/74	347	259	88	19	0.0	1	1	34



POSTSEASON CAREER STATISTICS

YEAR	TEAM	GP/GS	TKL	SOLO	ASST	INT	SACKS	FF	FR	PD
2017	JAX	2/0	6	5	1	0	0.0	0	0	0
NFL totals: 6 yrs.		2/0	6	5	1	0	0.0	0	0	0



CAREER HIGHS

	GAME	SEASON
Tackles:	11 (10/20/13 at G.B.)	95 (2013)
Interceptions:	2 (three times, last: 10/8/17 at PIT)	6 (2014)
Forced fumbles:	1 (11/6/14 at CIN)	1 (2014)
Passes defensed:	4 (9/29/13 vs. CIN)	14 (2013)
Fumble recoveries:	1 (11/12/17 vs. LAC)	1 (2017)



2017 GAME-BY-GAME STATISTICS

DATE	OPP.	TKL	SOLO	ASST	INT	SACKS	FF	FR	PD	
09/10	at Houston	6	4	2	1	0.0	0	0	2	
09/17	vs. Tennessee	2	1	1	0	0.0	0	0	0	
09/24	vs. Baltimore	3	3	0	0	0.0	0	0	0	
10/01	at New York Jets	7	7	0	0	0.0	0	0	1	
10/08	at Pittsburgh	6	5	1	2	0.0	0	0	2	
10/15	vs. LA Rams	3	2	1	0	0.0	0	0	0	
10/22	at Indianapolis	4	3	1	0	0.0	0	0	0	
BYE WEEK										
11/05	vs. Cincinnati	3	3	0	0	0.0	0	0	0	
11/12	vs. LA Chargers	5	5	0	0	0.0	0	1	0	
11/19	at Cleveland	4	3	1	0	0.0	0	0	0	
11/26	at Arizona	2	2	0	0	0.0	0	0	1	
12/03	vs. Indianapolis	4	2	2	1	0.0	0	0	1	
12/10	vs. Seattle	2	2	0	0	0.0	0	0	0	
12/17	vs. Houston	3	3	0	0	0.0	0	0	0	
12/24	at San Francisco	5	4	1	0	0.0	0	0	0	
12/31	at Tennessee	5	4	1	0	0.0	0	0	0	
2017 totals:		64	53	11	4	0.0	0	1	7	

01/07	vs. Buffalo	5	5	0	0	0.0	0	0	0
01/14	at Pittsburgh	1	0	1	0	0.0	0	0	0
Postseason totals:		6	5	1	0	0.0	0	0	0



2016 GAME-BY-GAME STATISTICS

DATE	OPP.	TKL	SOLO	ASST	INT	SACKS	FF	FR	PD	
09/11	vs. Green Bay	3	3	0	0	0.0	0	0	0	
09/18	at San Diego	3	3	0	0	0.0	0	0	0	
09/25	vs. Baltimore	3	3	0	1	0.0	0	0	1	
10/02	vs. Indianapolis	1	1	0	0	0.0	0	0	0	
BYE WEEK										
10/16	at Chicago	3	3	0	0	0.0	0	0	0	
10/23	vs. Oakland	2	2	0	0	0.0	0	0	0	
10/27	at Tennessee	3	2	1	0	0.0	0	0	0	
11/06	at Kansas City	0	0	0	0	0.0	0	0	0	
11/13	vs. Houston	2	2	0	0	0.0	0	0	0	
11/20	at Detroit	1	1	0	0	0.0	0	0	0	
11/27	at Buffalo	2	2	0	0	0.0	0	0	0	
12/04	vs. Denver	2	1	1	0	0.0	0	0	0	
12/11	vs. Minnesota	4	4	0	0	0.0	0	0	0	
12/18	at Houston	4	3	1	0	0.0	0	0	0	
12/24	vs. Tennessee	2	2	0	0	0.0	0	0	1	
01/01	at Indianapolis	6	2	4	0	0.0	0	0	0	
2016 totals:		41	34	7	1	0.0	0	0	2	



2015 GAME-BY-GAME STATISTICS

DATE	OPP.	TKL	SOLO	ASST	INT	SACKS	FF	FR	PD	
09/13	at N.Y. Jets	5	2	3	1	0.0	0	0	1	
09/20	vs. Tennessee	8	5	3	0	0.0	0	0	0	
09/27	vs. Oakland	6	3	3	0	0.0	0	0	0	
10/04	at San Diego	4	3	1	0	0.0	0	0	0	
10/11	at Baltimore					ina				
10/18	vs. Denver					ina				
10/25	at St. Louis					ina				
11/01	vs. Arizona	1	1	0	1	0.0	0	0	1	
11/05	at Cincinnati	4	3	1	0	0.0	0	0	0	
11/15	at Pittsburgh	4	3	1	0	0.0	0	0	0	
BYE WEEK										
11/30	vs. Baltimore	6	6	0	0	0.0	0	0	0	
12/06	vs. Cincinnati	6	4	2	0	0.0	0	0	0	
12/13	vs. San Francisco	1	1	0	0	0.0	0	0	0	
12/20	at Seattle	9	5	4	0	0.0	0	0	0	
12/27	at Kansas City	3	3	0	0	0.0	0	0	0	
01/03	vs. Pittsburgh	3	3	0	0	0.0	0	0	0	
2015 totals:		60	42	18	2	0.0	0	2	2	



2014 GAME-BY-GAME STATISTICS

DATE	OPP.	TKL	SOLO	ASST	INT	SACKS	FF	FR	PD	
09/07	at Pittsburgh	2	2	0	0	0.0	0	0	0	
09/14	vs. New Orleans	8	3	5	1	0.0	0	0	1	
09/21	vs. Baltimore	5	3	2	1	0.0	0	0	1	
BYE WEEK										
10/05	at Tennessee	4	3	1	0	0.0	0	0	1	
10/12	vs. Pittsburgh	9	4	5	0	0.0	0	0	0	
10/19	at Jacksonville	4	3	1	2	0.0	0	0	2	
10/26	vs. Oakland	2	2	0	1	0.0	0	0	1	
11/02	vs. Tampa Bay	5	3	2	1	0.0	0	0	1	
11/06	at Cincinnati	3	1	2	0	0.0	0	0	1	
11/16	vs. Houston	7	2	5	0	0.0	0	0	0	
11/23	at Atlanta	3	2	1	0	0.0	0	0	0	
11/30	at Buffalo					ina				
12/07	vs. Indianapolis					ina				
12/14	vs. Cincinnati					ina				
12/21	at Carolina					IR				
12/28	at Baltimore					IR				
2014 totals:		52	28	25	6	0.0	1	0	8	



2013 GAME-BY-GAME STATISTICS

DATE	OPP.	TKL	SOLO	ASST	INT	SACKS	FF	FR	PD
09/08	vs. Miami	5	3	2	1	0.0	0	0	1
09/15	at Baltimore	8	6	2	0	0.0	0	0	0
09/22	at Minnesota	6	4	2	0	0.0	0	0	2
09/29	vs. Cincinnati	7	5	2	0	0.0	0	0	4
10/03	vs. Buffalo	6	6	0	0	0.0	0	0	1
10/13	vs. Detroit	8	7	1	1	0.0	0	0	1
10/20	at Green Bay	11	8	3	0	0.0	0	0	1
10/27	at Kansas City	10	9	1	0	0.0	0	0	0
11/03	vs. Baltimore	1	1	0	0	0.0	0	0	1
11/17	at Cincinnati	5	5	0	0	0.0	0	0	0
11/24	vs. Pittsburgh	4	3	1	0	0.0	0	0	0
12/01	vs. Jacksonville	6	4	2	0	0.0	0	0	0
12/08	at New England	7	4	3	0	0.0	0	0	0
12/15	vs. Chicago	8	8	0	2	0.0	0	0	2
12/22	at N.Y. Jets	7	6	1	0	0.0	0	0	0
12/29	at Pittsburgh	6	3	3	1	0.0	0	0	1
2013 totals:		105	82	23	5	0.0	0	0	14

TASHAUN GIPSON



2012 GAME-BY-GAME STATISTICS

DATE	OPP.	TKL	SOLO	ASST	INT	SACKS	FF	FR	PD
09/09	vs. Philadelphia	0	0	0	0	0.0	0	0	0
09/16	at Cincinnati	0	0	0	0	0.0	0	0	0
09/23	vs. Buffalo	4	3	1	0	0.0	0	0	0
09/27	at Baltimore	2	1	1	0	0.0	0	0	0
10/07	at N.Y. Giants					ina			
10/14	vs. Cincinnati					ina			
10/21	at Indianapolis					ina			
10/28	vs. San Diego					ina			
11/04	vs. Baltimore					ina			
	BYE WEEK								
11/18	at Dallas	2	1	1	0	0.0	0	0	0
11/25	vs. Pittsburgh	2	2	0	0	0.0	0	0	0
12/02	at Oakland	8	7	1	0	0.0	0	0	0
12/09	vs. Kansas City	2	1	1	1	0.0	0	0	1
12/16	vs. Washington	3	3	0	0	0.0	0	0	0
12/23	at Denver					ina			
12/30	at Pittsburgh	6	5	1	0	0.0	0	0	0
2012 totals:		29	23	6	1	0.0	0	0	1

COREY GRANT

30

COREY GRANT

RUNNING BACK

5-11 203 LBS.

AUBURN

BORN DECEMBER 19, 1991

OPELIKA, ALABAMA

ACQ: FREE AGENT 2015

EXP: 3RD YEAR



TRANSACTIONS

Originally signed by Jacksonville as an undrafted rookie free agent on 5/8/15 ... Placed on injured reserve on 10/20/15

PRO (Games played/started - 33/1, 2/0)

- Third-year RB and kick returner

2017 (w/ JAX - 16/0, 2/0)

- **9/10 at HOU:** Saw action on special teams
- **9/17 vs. TEN:** Rushed one time for 13 yards and returned three kickoffs for 74 yards (24.7 avg.)
- **9/24 vs. BAL:** Rushed six times for a team-high 75 yards, including a 58-yard fake punt and also registered one reception for 18 yards
- **10/1 at NYJ:** Rushed twice for nine yards and had one reception for negative five yards and returned one kickoff for 20 yards
- **10/8 at PIT:** Saw action at RB and on special teams and recorded one solo special teams tackle
- **10/15 vs LAR:** Saw action at RB and on special teams
- **10/22 at IND:** Rushed six times for eight yards and caught one pass for 28 yards
- **11/5 vs. CIN:** Rushed four times for 18 yards and returned one kickoff for 18 yards
- **11/12 vs. LAC:** Rushed once on a fake punt that he took 56 yards for a TD and returned two kickoffs for 51 yards
- **11/19 at CLE:** Saw action as the team's kickoff returner
- **11/26 at ARI:** Returned one kickoff for career-long 68 yards, which set up the then game-tying TD
- **12/3 vs. IND:** Returned two kickoffs for 46 yards, with a long return of 31 yards
- **12/10 vs. SEA:** Returned two kickoffs for 37 yards
- **12/17 vs. HOU:** Rushed 10 times for a team-high 69 yards and one TD ... Returned two kickoffs for 44 yards
- **12/24 at S.F.:** Returned two kickoffs for 46 yards
- **12/31 at TEN:** Returned three kickoffs for 58 yards
- **1/7 vs. BUF:** Rushed one time for three yards
- **1/14 at PIT:** Returned two kickoffs for 44 yards

2016 (w/ JAX - 11/1)

- **9/11 vs. G.B.:** Posted two kick returns for 51 yards (25.5 avg.), including a long of 32
- **9/18 at S.D.:** Posted his first career touchdown, a 15-yard reception in the fourth quarter ... Returned three kicks for 67 yards (22.3 avg.)
- **9/25 vs. BAL:** Returned three kicks for 58 yards (19.3 avg.)
- **10/2 vs. IND:** Posted four kick returns for 80 yards (20.0 avg.), including a long of 28
- **10/16 at CHI:** Inactive (toe)
- **10/23 vs. OAK:** Inactive (toe)
- **10/27 at TEN:** Inactive (toe)
- **11/6 at K.C.:** Inactive
- **11/13 vs. HOU:** Inactive
- **11/20 at DET:** Saw action on special teams
- **11/27 at BUF:** Saw action on special teams, returning one kick for 12 yards
- **12/4 vs. DEN:** Rushed once for two yards and saw action on special teams
- **12/11 vs. MIN:** Rushed four times for 13 yards (3.3 avg.)
- **12/18 at HOU:** Saw action primarily on special teams and made a team-high three special teams tackles
- **12/24 vs. TEN:** Saw action after RBs **T.J. Yeldon** and **Chris Ivory** exited the game with injuries ... Tallied nine rushes for 27 yards (3.0 rush avg.) ... Added one reception for five yards
- **1/1 at IND:** Started at RB and ran for a career-best 122 yards on 18 carries, including a career-long touchdown run of 57 yards ... Also added two receptions for 15 yards

2015 (w/ JAX - 6/0)

Undrafted RB who had six carries for two yards and two receptions for 13 yards during his rookie campaign ... Returned eight kicks for 220 yards (27.5 avg.) ... Season cut short due to a hip injury that placed him on IR

- **9/13 vs. CAR:** Recorded one kickoff return for 40 yards in NFL debut ... Also had one reception for five yards
- **9/20 vs. MIA:** Had two kickoff returns for 46 yards (23.0 avg.)
- **9/27 at N.E.:** Rushed twice for six yards (3.0 avg.) and returned two kicks for 41 yards (20.5 avg.), with a long of 24
- **10/11 at T.B.:** Returned three kicks for 93 yards (31.0 avg.), and long of 42

COLLEGE (at Alabama, 2010; at Auburn, 2011-14)

- Finished his career with 1,040 rushing yards, becoming the 41st 1,000-yard career rusher in school history
- Scored 11 career TDs
- Ranks seventh in school history with a 24.48-yard kick return avg.
- After transferring to Auburn, sat out the 2011 season to satisfy NCAA rules
- Redshirted as a freshman at Alabama before deciding to transfer to Auburn
- Majored in physical activity and health education with a minor in sports coaching

PERSONAL

- Attended Opelika High School in Opelika, Ala. where he played for Head Coach Brian Blackmon
- Rated a four-star prospect by Rivals.com and Scout.com
- Also starred on the school's track team and was a two-time Alabama 6A State 100-meter champion and winner of the 2009 200-meter championship
- Son of Deborah and Ike Grant
- Twitter handle is @CoreyGranttt

REGULAR SEASON CAREER STATISTICS

YEAR	TEAM	GP/GS	RUSHING					RECEIVING				
			NO	YDS	AVG	LG	TD	NO	YDS	AVG	LG	TD
2015	JAX	6/0	6	2	0.3	11	0	2	13	6.5	8	0
2016	JAX	11/1	32	164	5.1	57t	1	4	35	8.8	15t	1
2017	JAX	16/0	30	248	8.3	58	2	3	41	13.7	28	0
Career totals: 3 yrs. 33/1			68	414	6.1	58	3	9	89	9.9	28	1

KICK RETURNS

YEAR	TEAM	NO.	YDS	AVG.	LG	TD
2015	JAX	8	220	27.5	42	0
2016	JAX	13	268	20.7	32	0
2017	JAX	19	473	24.9	68	0
Career totals: 3 yrs.		40	961	24.0	68	0

POSTSEASON CAREER STATISTICS

YEAR	TEAM	GP/GS	RUSHING					RECEIVING				
			NO	YDS	AVG	LG	TD	NO	YDS	AVG	LG	TD
2017	JAX	2/0	1	3	3.0	3	0	0	0	0.0	-	0
Career totals: 3 yrs. 2/0			1	3	3.0	3	0	0	0	0.0	-	0

KICK RETURNS

YEAR	TEAM	NO.	YDS	AVG.	LG	TD
2017	JAX	2	44	22.0	23	0
Career totals: 3 yrs.		2	44	22.0	23	0

CAREER HIGHS

	GAME	SEASON
Rushes:	18 (1/1/17 at IND)	32 (2016)
Rushing yards:	122 (1/1/17 at IND)	248 (2017)
Longest rush:	58 (9/24/17 vs. BAL)	58 (2017)
Rushing TDs	1 (three times, last: 12/17/17 vs. HOU)	2 (2017)
Receptions:	2 (1/1/17 at IND)	4 (2016)
Receiving yards:	28 (10/22/17 at IND)	41 (2017)
Receiving TDs:	1 (9/18/16 at S.D.)	1 (2016)
Longest reception:	28 (10/22/17 at IND)	28 (2017)
Kickoff returns:	3 (three times, last: 12/31/17 at TEN)	19 (2017)
Kickoff return yds.:	93 (10/11/15 at T.B.)	473 (2017)
Longest kick return:	68 (11/26/17 at ARI)	68 (2017)

COREY GRANT

2017 GAME-BY-GAME STATISTICS

DATE	GAME	RUSHING					RECEIVING				
		NO	YDS	AVG	LG	TD	NO	YDS	AVG	LG	TD
09/10	at Houston	0	0	0.0	-	0	0	0	0.0	-	0
09/17	vs. Tennessee	1	13	13.0	13	0	0	0	0.0	-	0
09/24	vs. Baltimore	6	75	12.5	58	0	1	18	18.0	18	0
10/01	at New York Jets	2	9	4.5	5	0	1	-5	-5.0	-5	0
10/08	at Pittsburgh	0	0	0.0	-	0	0	0	0.0	-	0
10/15	vs. LA Rams	0	0	0.0	-	0	0	0	0.0	-	0
10/22	at Indianapolis	6	8	1.3	7	0	1	28	28.0	28	0
BYE WEEK											
11/05	vs. Cincinnati	4	18	4.5	11	0	0	0	0.0	-	0
11/12	vs. LA Chargers	1	56	56.0	56t	1	0	0	0.0	-	0
11/19	at Cleveland	0	0	0.0	-	0	0	0	0.0	-	0
11/26	at Arizona	0	0	0.0	-	0	0	0	0.0	-	0
12/03	vs. Indianapolis	0	0	0.0	-	0	0	0	0.0	-	0
12/10	vs. Seattle	0	0	0.0	-	0	0	0	0.0	-	0
12/17	vs. Houston	10	69	6.9	20	1	0	0	0.0	-	0
12/24	at San Francisco	0	0	0	-	0	0	0	0.0	-	0
12/31	at Tennessee	0	0	0	-	0	0	0	0.0	-	0
2017 totals:		30	248	8.3	58	2	3	41	13.7	28	0
01/07	vs. Buffalo	1	3	3.0	3	0	0	0	0.0	-	0
01/14	at Pittsburgh	0	0	0.0	-	0	0	0	0.0	-	0
Postseason totals:		1	3	3.0	3	0	0	0	0.0	-	0

KICK RETURNS

DATE	GAME	NO.	YDS	AVG.	LG	TD
09/10	at Houston	0	0	0.0	-	0
09/17	vs. Tennessee	3	74	24.7	28	0
09/24	vs. Baltimore	1	20	20.0	20	0
10/01	at New York Jets	0	0	0.0	-	0
10/08	at Pittsburgh	0	0	0.0	-	0
10/15	vs. LA Rams	0	0	0.0	-	0
10/22	at Indianapolis	0	0	0.0	-	0
BYE WEEK						
11/05	vs. Cincinnati	1	29	29.0	29	0
11/12	vs. LA Chargers	2	51	25.5	28	0
11/19	at Cleveland	0	0	0.0	-	0
11/26	at Arizona	1	68	68.0	68	0
12/03	vs. Indianapolis	2	46	23.0	31	0
12/10	vs. Seattle	2	37	18.5	16	0
12/17	vs. Houston	2	44	22.0	22	0
12/24	at San Francisco	2	46	23.0	26	0
12/31	at Tennessee	3	58	19.3	22	0
2017 totals:		19	473	24.9	68	0
01/07	vs. Buffalo	0	0	0.0	-	0
01/14	at Pittsburgh	2	44	22.0	23	0
Postseason totals:		2	44	22.0	23	0

Additional Statistics: two special teams tackles

2016 GAME-BY-GAME STATISTICS

DATE	GAME	RUSHING					RECEIVING				
		NO	YDS	AVG	LG	TD	NO	YDS	AVG	LG	TD
09/11	vs. Green Bay	0	0	0.0	0	0	0	0	0.0	-	0
09/18	at San Diego	0	0	0.0	0	0	1	15	15.0	15t	1
09/25	vs. Baltimore	0	0	0.0	0	0	0	0	0.0	-	0
10/02	vs. Indianapolis	0	0	0.0	0	0	0	0	0.0	-	0
BYE WEEK											
10/16	at Chicago									ina	
10/23	vs. Oakland									ina	
10/27	at Tennessee									ina	
11/06	at Kansas City									ina	
11/13	vs. Houston									ina	
11/20	at Detroit	0	0	0.0	0	0	0	0	0.0	-	0
11/27	at Buffalo	0	0	0.0	0	0	0	0	0.0	-	0
12/04	vs. Denver	1	2	2.0	2	0	0	0	0.0	-	0
12/11	vs. Minnesota	4	13	3.3	9	0	0	0	0.0	-	0
12/18	at Houston	0	0	0	0	0	0	0	0.0	-	0
12/24	vs. Tennessee	9	27	3.0	8	0	1	5	5.0	5	0
01/01	at Indianapolis	18	122	6.8	57t	1	2	15	7.5	13	0
2016 totals:		32	164	5.1	57t	1	4	35	8.8	15t	1

KICK RETURNS

DATE	GAME	NO.	YDS	AVG.	LG	TD
09/11	vs. Green Bay	2	51	25.5	32	0
09/18	at San Diego	3	67	22.3	24	0
09/25	vs. Baltimore	3	58	19.3	25	0
10/02	vs. Indianapolis	4	80	20.0	28	0
BYE WEEK						
10/16	at Chicago					ina
10/23	vs. Oakland					ina
10/27	at Tennessee					ina
11/06	at Kansas City					ina
11/13	vs. Houston					ina
11/20	at Detroit	0	0	0.0	-	0
11/27	at Buffalo	1	12	13.0	13	0
12/04	vs. Denver	0	0	0.0	-	0
12/11	vs. Minnesota	0	0	0.0	-	0
12/18	at Houston	0	0	0.0	-	0
12/24	vs. Tennessee	0	0	0.0	-	0
01/01	at Indianapolis	0	0	0.0	-	0
2016 totals:		13	268	20.7	32	0

COREY GRANT



2015 GAME-BY-GAME STATISTICS

DATE	GAME	RUSHING					RECEIVING				
		NO	YDS	AVG	LG	TD	NO	YDS	AVG	LG	TD
09/13	vs. Carolina	0	0	0.0	-	0	1	5	5.0	5	0
09/20	vs. Miami	1	1	1.0	1	0	0	0	0.0	-	0
09/27	at New England	2	6	3.0	4	0	1	8	8.0	8	0
10/04	at Indianapolis	0	0	0.0	-	0	0	0	0.0	-	0
10/11	at Tampa Bay	2	-6	-3.0	11	0	0	0	0.0	-	0
10/18	vs. Houston	1	1	1.0	1	0	0	0	0.0	-	0
10/25	vs. Buffalo					IR					
	BYE WEEK										
11/08	at N.Y. Jets					IR					
11/15	at Baltimore					IR					
11/19	vs. Tennessee					IR					
11/29	vs. San Diego					IR					
12/06	at Tennessee					IR					
12/13	vs. Indianapolis					IR					
12/20	vs. Atlanta					IR					
12/27	at New Orleans					IR					
01/03	at Houston					IR					
2015 totals:		6	2	0.3	11	0	2	13	6.5	8	0

DATE	GAME	NO.	YDS	KICK RETURNS		
				AVG.	LG	TD
09/13	vs. Carolina	1	40	40.0	40	0
09/20	vs. Miami	2	46	23.0	24	0
09/27	at New England	2	41	20.5	24	0
10/04	at Indianapolis	0	0	0.0	-	0
10/11	at Tampa Bay	3	93	31.0	42	0
10/18	vs. Houston	0	0	0.0	-	0
10/25	vs. Buffalo				IR	
	BYE WEEK					
11/08	at N.Y. Jets				IR	
11/15	at Baltimore				IR	
11/19	vs. Tennessee				IR	
11/29	vs. San Diego				IR	
12/06	at Tennessee				IR	
12/13	vs. Indianapolis				IR	
12/20	vs. Atlanta				IR	
12/27	at New Orleans				IR	
01/03	at Houston				IR	
2015 totals:		8	220	27.5	42	0

CHAD HENNE

7

CHAD HENNE

QUARTERBACK

6-3 222 LBS.


MICHIGAN

BORN JULY 2, 1985

WYOMISSING, PENNSYLVANIA

ACQ: UNRESTRICTED FREE AGENT (MIAMI) 2012

EXP: 10TH YEAR



TRANSACTIONS

Originally drafted by Miami in the second round (57th overall) of the 2008 draft ... Signed by Jacksonville as an unrestricted free agent on 3/15/12

PRO (Games played/started - 67/53)

- 10th-year QB has played in 67 games with 53 starts
- Career totals include 1,159 of 1,954 passing for 12,931 yards with 58 TDs/63 INTs and a 75.5 rating
- Joined the Jaguars in 2012 as an unrestricted free agent and has played in 28 games with 22 starts
- Spent first four seasons in Miami after being selected in the second round of 2008 draft

2017 (w/ JAX - 2/0)

- **9/10 at HOU:** Did not play
- **9/17 vs. TEN:** Did not play
- **9/24 vs. BAL:** Took a knee on the final snap of the first half and re-entered the game late in the fourth quarter and was 0-for-2 passing and rushed three times for negative three yards
- **10/1 at NYJ:** Did not play
- **10/8 at PIT:** Did not play
- **10/15 vs. LAR:** Did not play
- **10/22 at IND:** Did not play
- **11/5 vs. CIN:** Did not play
- **11/19 at CLE:** Did not play
- **11/26 at ARI:** Did not play
- **12/3 vs. IND:** Did not play
- **12/10 vs. SEA:** Did not play
- **12/17 vs. HOU:** Played 14 snaps in relief of QB **Blake Bortles**
- **12/24 at S.F.:** Did not play
- **12/31 at TEN:** Did not play
- **1/7 vs. BUF:** Did not play
- **1/14 at PIT:** Did not play

2016 (w/ JAX - 1/0)

- **9/11 vs. G.B.:** Dressed but did not play
- **9/18 at S.D.:** Dressed but did not play
- **9/25 vs. BAL:** Dressed but did not play
- **10/2 vs. IND:** Dressed but did not play
- **10/16 at CHI:** Dressed but did not play
- **10/23 vs. OAK:** Dressed but did not play
- **10/27 at TEN:** Dressed but did not play
- **11/6 at K.C.:** Dressed but did not play
- **11/13 vs. HOU:** Dressed but did not play
- **11/20 at DET:** Took a knee on the final snap of the first half
- **11/27 at BUF:** Dressed but did not play
- **12/4 vs. DEN:** Dressed but did not play
- **12/11 vs. MIN:** Dressed but did not play
- **12/18 at HOU:** Dressed but did not play
- **12/24 vs. TEN:** Dressed but did not play
- **1/1 at IND:** Dressed but did not play

2015 (w/ JAX - 0/0)

Dressed in all 16 games but did not play

2014 (w/ JAX - 3/3)

Started the first three games and was 42 of 78 passing for 492 yards with three TDs and one INT for an 80.7 rating ... Added four rushes for 25 yards ... Dressed but did not play in final 13 games

- **9/7 at PHI:** Opened the season as starting QB and completed 24 of 43 passes for 266 yards with two TDs for an 89.9 passer rating ... Hooked up rookie WR **Allen Hurns** for TDs of 34 and 21 yards in the first quarter
- **9/14 at WAS:** Started at QB and was 14 of 28 passing for 193 yards with one TD and one INT for a 69.5 rating ... Had two completions of 50-plus yards, a 63-yard TD pass to TE **Marcedes Lewis** and a 54-yard completion to WR **Allen Robinson**
- **9/21 vs. IND:** Started at QB and was 4 of 7 passing for 33 yards before he was replaced in the second half by QB **Blake Bortles**

2013 (w/ JAX - 15/15)

Started 13 of 15 games played, tied for the second-most starts of his career ... Was

305 of 503 passing for 3,241 yards with 13 TDs and 14 INTs for a 76.5 passer rating ... Established career-highs for attempts and completions and had second-most yards ... Started the last 11 games

- **9/8 vs. KC:** Inserted into the game during middle of club's final drive as QB **Blaine Gabbert** suffered a hand injury. Completed 3 of 6 passes for 36 yards with a 24-yard completion to WR **Cecil Shorts III**
- **9/15 at OAK:** Started at QB for injured QB **Blaine Gabbert** and threw for 241 yards on 25 of 38 passing with one TD for a 92.1 passer rating
- **9/22 at SEA:** Started at QB and completed 18 of 38 passes for 235 yards with two TDs for a 45.4 rating
- **10/6 at STL:** Entered the game with 5:14 remaining in the third quarter after QB **Blaine Gabbert** suffered a hamstring injury ... Finished 7 of 13 passing for 89 yards with one TD for a 101.1 passer rating
- **10/13 at DEN:** Started at QB and was 27 of 42 passing for 303 yards with two INTs for a 65.9 rating
- **10/20 vs. SD:** Registered his second straight 300-yard passing game, completing 23 of 36 passes for 318 yards with one INT for an 80.6 rating
- **10/27 vs. SF:** Started at QB and threw for 228 yards and one TD for an 84.3 passer rating
- **11/10 at TEN:** Started at QB and was 14 of 23 passing for 180 yards with two INTs for a 49.2 rating ... Won second start as a Jaguar
- **11/17 vs. ARI:** Led club to TDs on back-to-back drives to open the game ... Hooked up with TE **Danny Noble** for a 62-yard TD on the opening drive. Finished 27 of 42 passing for 255 yards with one TD/two INTs and a 69.0 rating
- **11/24 at HOU:** Was 23 of 32 passing for 239 yards with a season-high 93.1 rating
- **12/1 at CLE:** Completed 22 of 40 passes for 195 yards with 2 TDs/1 INT for a 74.5 rating ... Directed his fourth career game-winning drive, hooking up with WR **Cecil Shorts III** for a 20-yard TD with 40 seconds remaining in the game
- **12/5 vs. HOU:** Threw for 117 yards and two TDs, his 11th career multi-TD game
- **12/15 vs. BUF:** Threw for 237 yards and two TDs on 21 of 36 passing
- **12/22 vs. TEN:** Registered his fourth straight game with two TD passes, hooking up with TE **Marcedes Lewis** and WR **Mike Brown** for scores
- **12/29 at IND:** Started in season-finale and registered a season-high 331 yards on 30 of 51 passing with one TD and one INT

2012 (w/ JAX - 10/6)

Appeared in 10 games with six starts ... Completed 166 of 308 passes for 2,084 yards with 11 TDs and 11 INTs for a 72.2 rating ... Became 15th different starting QB in franchise history

- **9/16 vs. HOU:** Made Jaguars debut in fourth quarter when QB **Blaine Gabbert** departed with an injury and went 2-for-2 passing with 23 yards
- **10/21 at OAK:** Entered game in second quarter when QB **Blaine Gabbert** suffered a left shoulder injury and completed nine of 20 passes for 71 yards
- **11/8 vs. IND:** Was inserted into the game in the fourth quarter and completed 10 of 16 passes for 121 yards with a TD and INT
- **11/18 at HOU:** Entered game in first quarter on club's second offensive possession after QB **Blaine Gabbert** left with a right forearm/elbow injury ... Completed 16 of 33 passes for 354 yards and a career-best four TDs ... Became first QB since Hall of Famer **Steve Young** in 1987 to come off bench and throw for four TDs and no INTs
- **11/25 vs. TEN:** Made first start of the season and threw for 261 yards on 17 of 26 passing with two TDs and one INT
- **12/23 vs. NE:** Threw for 348 yards on 29 of 51 passing with one TD and three INT.
- **12/30 at TEN:** Made sixth consecutive start and completed 25 of 41 passes for 298 yards with two TD and three INT

2011 (w/ MIA - 4/4)

Started the first four games before suffering a season-ending left shoulder injury ... Was placed on injured reserve on Oct. 6 ... Completed 64 of 112 passes (57.1 pct.) for 868 yards with four TDs and four INTs for a 79.0 rating ... Added 15 rushes for 112 yards and one TD

- **9/12 vs. NE:** Opened the season as starter and was 30 of 49 for a career-high 416 yards with two TDs and one INT for a 93.6 rating ... Marked highest single-game passing yardage total by any Dolphin QB other than **Dan Marino**
- **9/25 at CLE:** Was 19 of 29 passing for 255 yards with one TD and one INT
- **10/2 at SD:** Left the game with a left shoulder injury in the first quarter

2010 (w/ MIA - 15/14)

Started 14 of 15 games and was 6-8 as starter... Was 301 of 490 passing (61.4 pct.) for 3,301 yards with 15 TDs and 19 INTs for a 75.4 rating

- **9/26 vs. NYJ:** Threw for two TDs and one INT on 26 of 44 passing for a then career-high 363 yards
- **10/4 vs. NE:** Was 28 of 38 passing for 305 yards with two TDs and three INTs.
- **10/17 at GB:** Threw for two TDs including a 22-yard pass to TE **Anthony Fasano** that broke a 13-13 tie to give the Dolphins a lead in the fourth quarter leading to overtime win
- **11/14 vs. TEN:** Saw action in relief of **Chad Pennington** in the first quarter ... Suffered an injury to his right knee in the third quarter and did not return
- **11/28 at OAK:** Returned to lineup and threw for 307 yards on 17 of 30 passing with two TDs and one INT. Connected with **Marlon Moore** on a 57-yard TD pass
- **12/19 vs. BUF:** Completed 73.3 percent of passes (33 of 45) for 276 yards with one TD and one INT
- **12/26 vs. DET:** Passed **David Woodley** to move into fourth place among the

CHAD HENNE

Dolphins career passing yardage leaders ... Completed 29 of 44 passes for 278 yards with one TD and two INTs

2009 (w/ MIA - 14/13)

Played in 14 games with 13 starts and posted 7-6 record as starter... Completed 274 of 451 passes (60.7 pct.) for 2,878 yards with 12 TDs and 14 INTs for a passer rating of 75.2

- **9/27 at SD:** Saw first action of season in relief of QB Chad Pennington and totaled 10 of 19 passing for 92 yards with one INT
- **10/14 vs. BUF:** Made first career start and completed 14 of 22 passes for 115 yards and one TD for a 92.0 rating, hooking up with WR Brian Hartline in third quarter for first career TD pass
- **10/12 vs. NYJ:** Led Dolphins to a 31-27 comeback win on Monday Night Football with first career fourth-quarter comeback ... Connected on 20 of 26 passes for 241 yards and two TDs for a career-high 130.4 passer rating ... Led club to 21 points in fourth quarter and finished the quarter 9 of 12 passing for 121 yards with two TDs
- **11/15 vs. TB:** Posted second fourth quarter comeback win as he was 17 of 31 for 175 yards with one TD, leading team to a game-winning FG
- **11/19 vs. NE:** Finished 29 of 52 passing for 335 yards with two TDs and one INT in a comeback win
- **12/13 at JAX:** Completed 21 of 29 passes for 220 yards with one INT and scored first career rushing TD ... Set franchise record for consecutive completions in a single game with 17 straight
- **12/27 vs. HOU:** Set season and career marks with 35 completions and 55 attempts for 322 yards with one TD for second consecutive 300-yard passing game
- **1/3 vs. PIT:** Closed out season with 140 yards on 16 of 20 passing for a career-best 80.0 completion percentage with one TD and one INT

2008 (w/ MIA - 3/0)

Appeared in three games as a rookie

- **9/14 at ARI:** Made NFL debut in the fourth quarter and was 7 of 12 passing for 67 yards, all on an 18-play drive covering 89 yards

COLLEGE (at Michigan, 2004-07)

- Four-year starter who compiled a 33-14 record as starter
- Career totals: 828 of 1,387 (59.7 pct.) for 9,715 yards with 87 TDs, 37 INTs
- Tossed at least one TD pass in 42 of his 47 career games and threw for at least 200 yards in 26 starts
- Finished with school records for career completions, attempts, passing yards and TD passes
- Ranked second to Purdue's Drew Brees in Big Ten Conference history for career TD passes
- Became first true freshman QB in Big Ten history to lead his team to a conference title
- Earned degree in general studies

PERSONAL

- Married (Brittany)
- Attended Wilson High School in West Lawn, Pa.
- Set Pennsylvania District III all-time passing and TD records with 7,071 yards and 74 TDs
- Also competed in track and field and was a two-year starter on basketball team
- Father, Sheldon, worked two full-time jobs as both a welder and a high school and junior high school football coach

REGULAR SEASON CAREER STATISTICS

PASSING

YEAR	TEAM	P/S	COMP	ATT	PCT	YDS	AVG	TD	INT	SK	RTG
2008	MIA	3/0	7	12	58.3	67	5.6	0	0	0	74.0
2009	MIA	14/13	274	451	60.8	2,878	6.4	12	14	26	75.2
2010	MIA	15/14	301	490	61.4	3,301	6.7	15	19	30	75.4
2011	MIA	4/4	64	112	57.1	868	7.8	4	4	11	79.0
2012	JAX	10/6	166	308	53.9	2,084	6.8	11	11	28	72.2
2013	JAX	15/13	305	503	60.6	3,241	6.4	13	14	38	76.5
2014	JAX	3/3	42	78	53.8	492	6.3	3	1	16	80.7
2015	JAX	0/0	0	0	0.0	0	0.0	0	0	0	0.0
2016	JAX	1/0	0	0	0.0	0	0.0	0	0	0	0.0
2017	JAX	2/0	0	2	0.0	0	0.0	0	0	0	39.6
NFL totals:		10 yrs. 67/53	1,159	1,956	59.3	12,931	6.6	58	63	149	75.5

CAREER HIGHS

	GAME	SEASON
Passing completions:	35 (12/27/09 vs. HOU)	305 (2013)
Passing attempts:	55 (12/27/09 vs. HOU)	503 (2013)
Passing percentage:	80.0 (01/03/10 vs. PIT)	61.4 (2010)
Passing yards:	416 (9/12/11 vs. N.E.)	3,301 (2010)
Passing touchdowns:	4 (11/18/12 at HOU)	15 (2010)
Passer rating:	130.4 (10/12/09 vs. NYJ)	80.7 (2014)
Rushing attempts:	7 (9/12/11 vs. N.E.)	27 (2013)
Rushing yards:	59 (9/12/11 vs. N.E.)	112 (2012)
Rushing touchdowns:	1 (three times, last: 12/2/12 vs. BUF)	1 (2012)

2017 GAME-BY-GAME STATISTICS

DATE	OPP	P/S	COMP	ATT	PCT	YDS	AVG	TD	INT	SK	RTG
09/10	at HOU					DNP					
09/17	vs. TEN					DNP					
09/24	vs. BAL	1/0	0	2	0.0	0	0.0	0	0	0	39.6
10/01	at NYJ					DNP					
10/08	at PIT					DNP					
10/15	vs. LAR					DNP					
10/22	at IND					DNP					
	BYE WEEK										
11/05	vs. CIN					DNP					
11/12	vs. LAC					DNP					
11/19	at CLE					DNP					
11/26	at AZ					DNP					
12/03	vs. IND					DNP					
12/10	vs. SEA					DNP					
12/17	vs. HOU	1/0	0	0	0.0	0	0.0	0	0	0	0.0
12/24	at SF					DNP					
12/31	at TEN					DNP					
2017 totals:		2/0	0	2	0.0	0	0.0	0	0	0	39.6
01/07	vs. Buffalo					DNP					
01/14	at Pittsburgh					DNP					
Postseason totals:		0/0	0	0	0.0	0	0.0	0	0	0	0.0

2016 GAME-BY-GAME STATISTICS

DATE	OPP	P/S	COMP	ATT	PCT	YDS	AVG	TD	INT	SK	RTG
09/11	vs. G.B.					DNP					
09/18	at S.D.					DNP					
09/25	vs. BAL					DNP					
10/02	vs. IND					DNP					
	BYE WEEK										
10/16	at CHI					DNP					
10/23	vs. OAK					DNP					
10/27	at TEN					DNP					
11/06	at K.C.					DNP					
11/13	vs. HOU					DNP					
11/20	at DET	1/0	0	0	0.0	0	0.0	0	0	0	0
11/27	at BUF					DNP					
12/04	vs. DEN					DNP					
12/11	vs. MIN					DNP					
12/18	at HOU					DNP					
12/24	vs. TEN					DNP					
01/01	at IND					DNP					
2016 totals:		1/0	0	0	0.0	0	0.0	0	0	0	0

2015 GAME-BY-GAME STATISTICS


DATE	OPP	P/S	COMP	ATT	PCT	YDS	AVG	TD	INT	SK	RTG
09/13	vs. CAR					DNP					
09/20	vs. MIA					DNP					
09/27	at N.E.					DNP					
10/04	at IND					DNP					
10/11	at T.B.					DNP					
10/18	vs. HOU					DNP					
10/25	vs. BUF					DNP					
	BYE WEEK										
11/08	at NYJ					DNP					
11/15	at BAL					DNP					
11/19	vs. TEN					DNP					
11/29	vs. S.D.					DNP					
12/06	at TEN					DNP					
12/13	vs. IND					DNP					
12/20	vs. ATL					DNP					
12/27	at N.O.					DNP					
01/03	at HOU					DNP					
2015 totals:		0/0	0	0	0.0	0	0.0	0	0	0	0

COLIN HOLBA

49

COLIN HOLBA

LONG SNAPPER
6-4 248 LBS
LOUISVILLE
BORN JULY 8, 1994
LOUISVILLE, KENTUCKY
ACQ: FREE AGENT 2017
EXP: ROOKIE



TRANSACTIONS

Originally drafted by Pittsburgh in the sixth round (213th overall) in the 2017 draft ... Waived on 9/2/17 ... Signed by Jacksonville on 11/14/17

PRO (Games played/started - 7/0, 2/0)

Spent training camp with Pittsburgh before being released prior to the start of the regular season

2017 (w/ JAX - 7/0, 2/0)

- 11/19 at CLE: Served as the team's long snapper
- 11/26 at ARI: Served as the team's long snapper
- 12/3 vs. IND: Served as the team's long snapper
- 12/10 vs. SEA: Served as the team's long snapper
- 12/17 vs. HOU: Served as the team's long snapper
- 12/24 at S.F.: Served as the team's long snapper
- 12/31 at TEN: Served as the team's long snapper
- 1/7 vs. BUF: Served as the team's long snapper
- 1/14 at PIT: Served as the team's long snapper

COLLEGE (at Louisville, 2013-16)

- Served two seasons at the team's primary long snapper (2015-16)

PERSONAL

- Played two years of football and three years of baseball at Eastern High School (Ky.)
- Served as the long snapper on the varsity football team during his sophomore and junior seasons, when he was perfect on every snap
- Served as the starting quarterback on Eastern's junior varsity team through his junior year
- Posted the best ERA as a pitcher on the Eagles' baseball team
- Uncle, John Holba, played QB at Ohio University and Western Michigan from 1994-96
- Son of Paul and DeAnn Holba

ALLEN HURNS

88

ALLEN HURNS

WIDE RECEIVER

6-3 201 LBS.


MIAMI (FLA.)

BORN NOVEMBER 12, 1991

MIAMI, FLORIDA

ACQ: ROOKIE FREE AGENT 2014

EXP: 4TH YEAR



TRANSACTIONS

Originally signed with Jacksonville as an undrafted rookie on 5/12/14

PRO (Games played/started - 52/42, 2/0)

- Ranks tied for second in franchise history with a 14.1 yards per reception avg.
- Caught a pass in 38 consecutive games from 9/7/14 - 10/27/16, the longest streak by a Jaguars player since TE **Mercedes Lewis** (32 games) from 9/12/10 - 9/9/12 and the longest streak for a Jaguars WR since WR **Jimmy Smith** (76 games) from 9/9/01 - 1/1/06
- Holds the Jaguars record of seven consecutive games with a receiving TD (9/27/15-11/15/15)

2017 (w/ JAX - 10/8, 2/0)

- **9/10 at HOU:** Saw action at WR and tied for the team lead with three receptions and led the team with 42 receiving yards
- **9/17 vs. TEN:** Started at WR and recorded six receptions for a team-high 82 yards and one TD
- **9/24 vs. BAL:** Started at WR and recorded three receptions for 20 yards and one TD ... Third consecutive year with a TD reception in London
- **10/1 at NYJ:** Started at WR and recorded four receptions for 42 yards
- **10/8 at PIT:** Started at WR and recorded two receptions for 21 yards
- **10/15 vs. LAR:** Started at WR and recorded three receptions for 37 yards
- **10/22 at IND:** Led the team with five receptions for a game-high 101 yards (20.2 avg.), including a long reception of 50 yards
- **11/5 vs. CIN:** Started at WR and recorded three receptions for 31 yards
- **11/12 vs. LAC:** Started at WR and led the team with seven receptions for 70 yards before exiting the game with an ankle injury
- **11/19 at CLE:** Inactive (ankle)
- **11/26 at ARI:** Inactive (ankle)
- **12/3 vs. IND:** Inactive (ankle)
- **12/10 vs. SEA:** Inactive (ankle)
- **12/17 vs. HOU:** Inactive (ankle)
- **12/24 at S.F.:** Inactive (ankle)
- **12/31 at TEN:** Recorded three receptions for 38 yards
- **1/7 vs. BUF:** Saw action at WR
- **1/14 at PIT:** Recorded one reception for 12 yards

2016 (w/ JAX - 11/11)

- Started all 11 games played and missed the final five due to a hamstring injury ... Registered 35 receptions for 477 yards, including three TDs
- **9/11 vs. G.B.:** Had four receptions for a team-leading 75 yards (18.8 rec. avg.), including a game-long 38-yard catch in the third quarter
 - **9/18 at S.D.:** Posted five receptions for 64 yards (12.8 rec. avg.)
 - **9/25 vs. BAL:** Recorded four receptions for 40 yards
 - **10/2 vs. IND:** Posted two receptions for 47 yards, including a 42-yard TD in the fourth quarter
 - **10/16 at CHI:** Caught five passes for 74 yards (14.8 rec. avg.)
 - **10/23 vs. OAK:** Caught four passes for 45 yards (11.3 avg.)
 - **10/27 at TEN:** Led the team with seven receptions for 98 yards (14.0 rec. avg.) and one TD
 - **11/6 at K.C.:** Started at WR before exiting the game with a concussion
 - **11/13 vs. HOU:** Started at WR and had two receptions for 13 yards
 - **11/20 at BUF:** Started at WR and posted one reception for nine yards
 - **11/27 at BUF:** Tallied a 12-yard TD reception for his 150th career catch
 - **12/4 vs. DEN:** Inactive (hamstring)
 - **12/11 vs. MIN:** Inactive (hamstring)
 - **12/18 at HOU:** Inactive (hamstring)
 - **12/24 vs. TEN:** Inactive (hamstring)
 - **1/1 at IND:** Inactive (hamstring)

2015 (w/ JAX - 15/15)

Finished his second NFL season setting career highs in receptions (64), receiving yards (1,030) and receiving TDs (10) ... Youngest undrafted player since the 1970 NFL merger to record 1,000-plus receiving yards and 10-plus receiving TDs in a single season ... Since 2005, one of only five undrafted NFL players to have recorded 1,000-plus receiving yards and 10-plus receiving TDs in a single season ... Became the fourth Jaguars player to post 1,000 receiving yards in a single season (**Jimmy Smith**, nine times; **Kennan McCardell**, four times; **Allen Robinson**, one time) ... Joins WR **Allen Robinson** (1,400) as the first Jaguars duo to each record 1,000-plus receiving yards in the same season since WR **Keenan McCardell** (1,110) and WR **Jimmy Smith** (1,373)

in 2001 ... The first undrafted player age 24 or younger to post 1,000 receiving yards in a single season since DEN's **Steve Watson** (1,244) in 1981

- **9/27 at N.E.:** Had two receptions for 70 yards (35.0 avg.), including a 59-yard TD
- **10/4 at IND:** Recorded a career-high 11 receptions for his third career 100-yard game (116 yds.) and one TD
- **10/11 at T.B.:** Caught five passes for 116 yards (23.2 avg.) and one TD ... Became the third player in franchise history to register back-to-back games with at least 100 receiving yards and a TD ... Joins **Jimmy Smith** as the only players in franchise history to register back-to-back games with at least 100 receiving yards and a TD in two consecutive road games
- **10/25 vs. BUF:** Had two catches for 53 yards (26.5 rec. avg.), including the game-winning 31-yard TD reception with 2:16 remaining
- **11/8 at NYJ:** Had five receptions for 122 yards (24.4 rec. avg.) and one TD ... Along with teammate **Allen Robinson** (121 yards), marked the first time in Jaguars history that two players posted 120-plus receiving yards in a single game
- **11/15 at BAL:** Had five receptions for a team-high 62 yards (12.4 rec. avg.) and one TD
- **12/13 vs. IND:** Had three receptions for a team-high 105 yards and a career-long 80-yard TD reception in the third quarter, the third-longest reception in franchise history
- **12/27 at N.O.:** Surpassed 1,000 yards for the first time in his NFL career after registering eight receptions for 107 yards and a career-high-tying two TDs

2014 (w/ JAX - 16/8)

- Started eight of 16 games as a rookie and produced a team-high six TDs, the most in franchise history by a rookie ... Registered 51 receptions for 677 yards, the second-most catches and yards by a Jaguars rookie ... Ranked fourth in NFL history among undrafted rookies in receptions, fifth in receiving yards and fourth in receiving TDs ... Ranked second on the club with 51 catches for 677 yards and a team-high six TDs which set a Jaguars rookie record ... Joined **Allen Robinson** (48-548) to become the first rookie duo in NFL history to register 48 or more receptions in a season
- **9/7 at PHI:** Started at WR in NFL debut and registered four catches for 110 yards and two TDs ... Became first player in NFL history to record two receiving TDs in the first quarter in his NFL debut, hooking up with **Chad Henne** from 34 and 21 yards ... Joined former Detroit WR **Charles Rogers** (Sept. 17, 2003 vs. Arizona) as only players in NFL history to score a TD on each of their first two receptions ... His 110 receiving yards were the most in franchise history by a WR in his first NFL game and fourth-most by a rookie in a game ... His 27.5-yard average per catch ranks fifth-highest in team history ... Finished the first quarter with three catches for 101 yards ... First undrafted rookie in team history to start in season-opener
 - **9/28 at SD:** Finished with five catches for 68 yards (13.6 avg.), including a 44-yard reception in the second quarter that set up a Jaguars TD ... Marked his fourth reception of 30-plus yards
 - **11/2 at CIN:** Recorded a career-high seven catches for 112 yards and matched his career-high with two TDs ... Had TD receptions of 40 and 18 yards ... Tied for the most receiving TDs by a Jaguars rookie with five through nine games
 - **12/7 vs. HOU:** Totaled 36 yards on five receptions including a four-yard TD pass from QB **Blake Bortles** in the first quarter ... Has the most touchdown receptions in team history by a rookie wide receiver

COLLEGE (at Miami, 2010-13)

- Concluded career ranked seventh in school history with 121 receptions and 1,891 yards
- Played in all 13 games as a senior, making 11 starts
- Named the 2013 Jack Harding Team Most Valuable Player, given annually to the school's top performer
- Set single-season school record for receiving yards (1,162), breaking mark previously held by WR **Leonard Hankerson**
- Set career-high in receptions (nine) and yards (173) in a 41-31 victory at Pittsburgh
- Became fourth Hurricane with 1,000-yard receiving season, joining **Eddie Brown** (1984), **Andre Johnson** (2002) and **Leonard Hankerson** (2010)

PERSONAL

- Attended Carol City (Miami, Fla.) High School where was ranked as a three-star recruit by Rivals.com
- As a senior, caught six passes for 110 yards before getting injured for the year
- Full name is Allen Bernard Hurns
- Twitter handle is @A1Hurns

REGULAR SEASON CAREER STATISTICS							
YEAR	TEAM	GP/GS	RECs	YDS	AVG.	LG	TD
2014	JAX	16/8	51	677	13.3	63t	6
2015	JAX	15/15	64	1,031	16.1	80t	10
2016	JAX	11/11	35	477	13.6	42t	3
2017	JAX	10/8	39	484	12.4	50	2
NFL totals: 4 yrs.		52/42	189	2,669	14.1	80t	21

POSTSEASON CAREER STATISTICS							
YEAR	TEAM	GP/GS	RECs	YDS	AVG.	LG	TD
2017	JAX	2/0	1	12	12.0	12	0
NFL totals: 4 yrs.		2/0	1	12	12.0	12	0

ALLEN HURNS

CAREER HIGHS

	GAME	SEASON
Receptions:	11 (10/4/15 at IND)	64 (2015)
Receiving yards:	122 (11/8/15 at NYJ)	1,031 (2015)
Longest reception:	80t (12/13/15 vs. IND)	80t (2015)
Receiving touchdowns:	2 (three times, last: 12/27/15 at N.O.)	10 (2015)

2017 GAME-BY-GAME STATISTICS

DATE	OPP	RECs	YDS	AVG.	LG	TD
09/10	at Houston	3	42	14.0	20	0
09/17	vs. Tennessee	6	82	13.7	20	1
09/24	vs. Baltimore	3	20	6.7	9	1
10/01	at New York Jets	4	42	10.5	15	0
10/08	at Pittsburgh	2	21	10.5	18	0
10/15	vs. LA Rams	3	37	12.3	18	0
10/22	at Indianapolis	5	101	20.2	50	0
	BYE WEEK					
11/05	vs. Cincinnati	3	31	10.3	13	0
11/12	vs. LA Chargers	7	70	10.0	19	0
11/19	at Cleveland			Inactive		
11/26	at Arizona			Inactive		
12/03	vs. Indianapolis			Inactive		
12/10	vs. Seattle			Inactive		
12/17	vs. Houston			Inactive		
12/24	at San Francisco			Inactive		
12/31	at Tennessee	3	38	12.7	18	0
2017 totals:		39	484	12.4	50	2
01/07	vs. Buffalo	0	0	0.0	-	0
01/14	at Pittsburgh	1	12	12.0	12	0
Postseason totals:		1	12	12.0	12	0

2016 GAME-BY-GAME STATISTICS

DATE	OPP	RECs	YDS	AVG.	LG	TD
09/11	vs. Green Bay	4	75	18.8	38	0
09/18	at San Diego	5	64	12.8	24	0
09/25	vs. Baltimore	4	40	10.0	17	0
10/02	vs. Indianapolis	2	47	23.5	42t	1
	BYE WEEK					
10/16	at Chicago	5	74	14.8	29	0
10/23	vs. Oakland	4	45	11.3	22	0
10/27	at Tennessee	7	98	14.0	31	1
11/06	at Kansas City	0	0	0.0	-	0
11/13	vs. Houston	2	13	6.5	11	0
11/20	at Detroit	1	9	9.0	9	0
11/27	at Buffalo	1	12	12.0	12t	1
12/04	vs. Denver			ina		
12/11	vs. Minnesota			ina		
12/18	at Houston			ina		
12/24	vs. Tennessee			ina		
01/01	at Indianapolis			ina		
2016 totals:		35	477	13.6	42t	3

2015 GAME-BY-GAME STATISTICS

DATE	GAME	RECs	YDS	AVG.	LG	TD
09/13	vs. Carolina	5	60	12.0	24	0
09/20	vs. Miami	4	68	17.0	24	0
09/27	at New England	2	70	35.0	59t	1
10/04	at Indianapolis	11	116	10.5	26	1
10/11	at Tampa Bay	5	116	23.2	59	1
10/18	vs. Houston	2	30	15.0	19	1
10/25	vs. Buffalo	2	53	26.5	31t	1
	BYE WEEK					
11/08	at N.Y. Jets	5	122	24.4	30t	1
11/15	at Baltimore	5	62	12.4	21	1
11/19	vs. Tennessee	3	19	6.3	7	0
11/29	vs. San Diego	4	42	10.5	29	0
12/06	at Tennessee			ina		
12/13	vs. Indianapolis	3	105	35.0	80t	1
12/20	vs. Atlanta	2	44	22.0	22	0
12/27	at New Orleans	8	107	13.4	24	2
01/03	at Houston	3	17	5.7	6	0
2015 totals:		64	1,031	16.1	80t	10

2014 GAME-BY-GAME STATISTICS

DATE	GAME	RECs	YDS	AVG.	LG	TD
09/07	at Philadelphia	4	110	27.5	46	2
09/14	at Washington	2	13	6.5	10	0
09/21	vs. Indianapolis	1	63	63.0	63t	1
09/28	at San Diego	5	68	13.6	44	0
10/05	vs. Pittsburgh	4	26	6.5	9	0
10/12	at Tennessee	2	18	9.0	10	0
10/19	vs. Cleveland	1	7	7.0	7	0
10/26	vs. Miami	3	49	16.3	20	0
11/02	at Cincinnati	7	112	16.0	40t	2
11/09	vs. Dallas	1	9	9.0	9	0
	BYE WEEK					
11/23	at Indianapolis	1	13	13.0	13	0
11/30	vs. N.Y. Giants	4	42	10.5	14	0
12/07	vs. Houston	5	36	7.2	16	1
12/14	at Baltimore	6	70	11.7	27	0
12/18	vs. Tennessee	3	26	8.7	15	0
12/28	at Houston	2	15	7.5	10	0
2014 totals:		51	677	13.3	63t	6

CHRIS IVORY

33

CHRIS IVORY

RUNNING BACK
6-0 223 LBS.
TIFFIN UNIVERSITY
BORN MARCH 22, 1988
LONGVIEW, TEXAS
ACQ: UFA (N.Y. JETS) 2016
EXP: 8TH YEAR



TRANSACTIONS

Originally signed by New Orleans as an undrafted rookie free agent on 5/3/10 ... Acquired by the N.Y. Jets in exchange for a fourth-round 2013 draft choice on 4/26/13 ... Signed by Jacksonville as an undrafted free agent on 3/10/15

PRO (Games played/started - 95/41, 3/0)

• Eighth-year RB has spent time with New Orleans, N.Y. Jets and Jacksonville

2017 (w/ JAX - 14/3, 1/0)

- **9/10 at HOU:** Saw action at RB and recorded nine rushes for 42 yards and one reception for 11 yards
- **9/17 vs. TEN:** Rushed six times for 17 yards and caught three passes for 31 yards
- **9/24 vs. BAL:** Rushed six times for 17 yards and caught two passes for 25 yards
- **10/1 at NYJ:** Rushed nine times for 42 yards and caught one pass for two yards
- **10/8 at PIT:** Rushed eight times for 41 yards
- **10/15 vs. LAR:** Led the team with nine receptions for 74 yards with one TD and rushed twice for three yards
- **10/22 at IND:** Started at RB and rushed for 47 yards on 17 carries and one TD ... First time with a TD in consecutive games since scoring three straight games from Oct. 4, 2015 through Oct. 25, 2015.
- **11/5 vs. CIN:** Started at RB and rushed for 70 yards on 20 carries and had three receptions for 34 yards
- **11/12 vs. LAC:** Rushed once for one yard and had one reception for negative-five yards
- **11/19 at CLE:** Rushed six times for six yards
- **11/26 at ARI:** Rushed once for negative-six yards
- **12/3 vs. IND:** Rushed four times for 12 yards and had one reception for three yards
- **12/10 vs. SEA:** Rushed six times for 48 yards, including a long rush of 34 yards
- **12/17 vs. HOU:** Rushed 17 times for 42 yards
- **12/24 at S.F.:** Did not play
- **12/31 at TEN:** Inactive
- **1/7 vs. BUF:** Rushed once for two yards
- **1/14 at PIT:** Inactive

2016 (w/ JAX - 11/1)

- **9/11 vs. G.B.:** Inactive
- **9/18 at S.D.:** Inactive
- **9/25 vs. BAL:** Made his Jaguars debut, rushing 12 times for 14 yards
- **10/2 vs. IND:** Rushed eight times for 29 yards (3.6 avg.)
- **10/16 at CHI:** Rushed 11 times for 32 yards (2.9 avg.) and his first TD as a Jaguar
- **10/23 vs. OAK:** Rushed five times for 48 yards (9.6 avg.) including a team- and season-long rush of 42 yards and caught two passes for three yards
- **10/27 at TEN:** Rushed four times for six yards and had one reception for six yards
- **11/6 at K.C.:** Rushed 18 times for 107 yards (5.9 rush avg.), including a 42-yard run in the first quarter
- **11/13 vs. HOU:** Rushed nine times for 31 yards (3.4 rush avg.) and had two receptions for 10 yards
- **11/20 at DET:** Rushed 17 times for 39 yards (2.3 rush avg.) and tallied a career-high six receptions for 75 yards (12.5 rec. avg.)
- **11/27 at BUF:** Earned his first start as a Jaguar and rushed nine times for 44 yards and one TD before exiting the game with a hamstring injury
- **12/4 vs. DEN:** Inactive (hamstring)
- **12/11 vs. MIN:** Inactive (hamstring)
- **12/18 at HOU:** Rushed 10 times for 44 yards
- **12/24 vs. TEN:** Rushed 14 times for 45 yards (3.2 rush avg.), including a 1-yard TD in the second quarter before exiting the game with a hamstring injury ... Added four receptions for 69 yards (17.3 rec. avg.), including a career-long 37-yard catch-and-run in the third quarter
- **1/1 at IND:** Inactive (hamstring)

2015 (w/ NYJ - 15/14)

Started 14 of 15 games played and set career highs in carries (247), rushing yards (1,070), rushing touchdowns (seven), 100-yard rushing performances in a season (three), receptions (39) and receiving yards (217)

- **9/13 vs. CLE:** Recorded 20 carries for 91 yards (4.6 rush avg.) and two touchdowns, his fourth career multi-touchdown performance
- **10/4 at MIA:** Rushed for a career-high 166 yards and one TD for the seventh 100-yard game of his career
- **10/18 vs. WAS:** Established a career high in scrimmage yards (196) after

registering 146 yards on 20 carries and 50 yards on three receptions ... Recorded back-to-back 100-yard rushing performances for the first time in his career

- **10/25 at N.E.:** Recorded the second receiving touchdown of his career, a nine-yard pass from QB **Ryan Fitzpatrick** in the third quarter
- **11/8 vs. JAX:** Registered the fifth multi-touchdown game for his career, rushing for a pair of one-yard touchdowns

2014 (w/ NYJ - 16/10)

Registered a team-high 821 rushing yards on 198 carries (4.1 rush avg) and six touchdowns ... Added 18 receptions for 123 yards (6.8 rec. avg.)

- **9/7 vs. OAK:** Gained 102 yards on 10 carries (10.2 rush avg.), including a career-long 71-yard touchdown in the fourth quarter
- **12/1 vs. MIA:** Ran for 62 yards on 16 carries (3.9 rush avg.) and helped team run for 277 yards, the eighth-highest output in Jets history
- **12/28 at MIA:** Registered the first receiving touchdown of his career on an eight-yard pass

2013 (w/ NYJ - 15/6)

Rushed for 833 yards on 182 rushes (4.6 rush avg.) and three touchdowns, and caught two passes for 10 yards (5.0 rec. avg.)

- **10/20 vs. N.E.:** Voted FedEx Ground NFL Player of the Week after rushing 34 times for 104 yards
- **11/3 vs. N.O.:** Finished with 139 rushing yards on 18 carries (7.7 rush avg.)
- **12/22 vs. CLE:** Finished with 20 carries for 109 yards (5.5 rush avg.)

2012 (w/ N.O. - 6/2)

Played in six games with two starts, rushing for 217 yards on 40 attempts (5.4 rush avg.) and two touchdowns ... Added two receptions for 15 yards (7.5 rec. avg.)

- **11/5 vs. PHI:** Gained 48 rushing yards on 10 carries (4.8 rush avg.) and added a 22-yard touchdown run
- **11/11 vs. ATL:** Carried seven times for 72 yards (10.3 rush avg.) and scored on a 56-yard run

2011 (w/ N.O. - 6/2, 2/0)

Spent the first seven weeks of the season on the Physically Unable to Perform list recovering from foot and sports hernia surgeries ... Played in six games and had 79 rushes for 374 yards (4.7 rush avg.) and one touchdown ... Played in both postseason games and rushed 22 times for 70 yards (3.2 rush avg.)

- **1/1 vs. CAR:** Ran 19 times for 127 yards and one touchdown

2010 (w/ N.O. - 12/3)

Appeared in 12 games with three starts and led the team in rushing, carrying 137 times for 716 yards (5.2 rush avg.) with five touchdowns ... Ranked fourth in the NFL in yards per carry and second among rookies in rushing yardage ... Named an All-Rookie by The Sporting News and Pro Football Weekly/Pro Football Writers of America

- **10/17 at T.B.:** Rushed 15 times for 158 yards (10.5 rush avg.)
- **11/25 at DAL:** Registered two touchdowns as he rushed seven times for 38 yards
- **12/5 at CIN:** Carried 15 times for 117 yards (7.8 rush avg.) with two touchdowns

COLLEGE (at Washington State, 2006-08; at Tiffin University, 2009-10)

• As a senior, carried 39 times for 223 yards in five games before suffering season-ending knee injury

• Appeared in 22 games over three season at Washington State, rushing for 534 yards on 91 attempts (5.9 rush avg.) and four touchdowns

Personal

- Earned three letters in football for head coach John King and two in track and field at Longview (Texas) H.S.
- Named best fullback by 5ATexasFootball.com and was a unanimous first-team All-District 12 5A selection
- Parents are Kenny and Judy Gilliland
- Twitter handle is @ivory33

REGULAR SEASON CAREER STATISTICS

YEAR	TEAM	GP/GS	RUSHING					RECEIVING				
			NO	YDS	AVG	LG	TD	NO	YDS	AVG	LG	TD
2010	N.O.	12/3	137	716	5.2	55t	5	1	17	17.0	17	0
2011	N.O.	6/2	79	374	4.7	35t	1	0	0	0.0	0	0
2012	N.O.	6/2	40	217	5.4	56t	2	2	15	7.5	13	0
2013	NYJ	15/6	182	833	4.6	69	3	2	10	5.0	12	0
2014	NYJ	16/10	198	821	4.1	71t	6	18	123	6.8	23	1
2015	NYJ	15/14	247	1070	4.3	58	7	30	217	7.2	36	1
2016	JAX	11/1	117	439	3.8	42	3	20	186	9.3	37	0
2017	JAX	14/3	112	382	3.4	34	1	21	175	8.3	29	1
NFL totals:		8 yrs. 95/41	1,112	4,852	4.4	71t	28	94	743	7.9	37	3

POSTSEASON CAREER STATISTICS

YEAR	TEAM	GP/GS	RUSHING					RECEIVING				
			NO	YDS	AVG	LG	TD	NO	YDS	AVG	LG	TD
2011	N.O.	2/0	22	70	3.2	19	0	0	0	0.0	-	0
2017	JAX	1/0	1	2	2.0	2	0	0	0	0.0	-	0
NFL totals:		7 yrs. 3/0	23	72	3.1	19	0	0	0	0.0	-	0

CHRIS IVORY



2011 GAME-BY-GAME STATISTICS

DATE	GAME	RUSHING					RECEIVING					
		NO	YDS	AVG	LG	TD	NO	YDS	AVG	LG	TD	
09/08	at G.B.											
09/18	vs. Chicago											
09/25	vs. Houston											
10/02	at Jacksonville											
10/09	at Carolina											
10/16	at Tampa Bay											
10/23	vs. Indianapolis											
10/30	at St. Louis	6	18	3.0	6	0	0	0	0.0	-	0	
11/06	vs. Tampa Bay	15	67	4.5	12	0	0	0	0.0	-	0	
11/13	at Atlanta											
	BYE WEEK											
11/28	vs. N.Y. Giants											
12/04	vs. Detroit											
12/11	vs. Tennessee	13	53	4.1	25	0	0	0	0.0	-	0	
12/18	vs. Minnesota	18	74	4.1	12	0	0	0	0.0	-	0	
12/26	vs. Atlanta	8	35	4.4	11	0	0	0	0.0	-	0	
01/01	vs. Carolina	19	127	6.7	35t	1	0	0	0.0	-	0	
2011 totals:		79	374	4.7	35t	1	0	0	0.0	-	0	
01/07	vs. Detroit	13	47	3.6	19	0	0	0	0.0	-	0	
01/14	at San Francisco	9	23	2.6	7	0	0	0	0.0	-	0	
Postseason totals:		22	70	3.2	19	0	0	0	0.0	-	0	



2010 GAME-BY-GAME STATISTICS

DATE	GAME	RUSHING					RECEIVING					
		NO	YDS	AVG	LG	TD	NO	YDS	AVG	LG	TD	
09/09	vs. Minnesota											
09/20	at San Francisco											
09/26	vs. Atlanta	7	13	1.9	9	0	0	0	0.0	-	0	
10/03	vs. Carolina	12	67	5.6	14	0	0	0	0.0	-	0	
10/10	at Arizona	10	39	3.9	14	0	0	0	0.0	-	0	
10/17	at Tampa Bay	15	158	10.5	33	0	1	17	17.0	17	0	
10/24	vs. Cleveland	15	48	3.2	8	0	0	0	0.0	-	0	
10/31	vs. Pittsburgh	7	7	1.0	6	0	0	0	0.0	-	0	
11/07	at Carolina	12	50	4.2	11	0	0	0	0.0	-	0	
	BYE WEEK											
11/21	vs. Seattle	23	99	4.3	24	1	0	0	0.0	-	0	
11/25	at Dallas	7	38	5.4	17	2	0	0	0.0	-	0	
12/05	at Cincinnati	15	117	7.8	55t	2	0	0	0.0	-	0	
12/12	vs. St. Louis	7	47	6.7	18	0	0	0	0.0	-	0	
12/19	at Baltimore											
12/27	at Atlanta											
01/02	vs. Tampa Bay	7	33	4.7	11	0	0	0	0.0	-	0	
2010 totals:		137	716	5.2	55t	5	1	17	17.0	17	0	

MYLES JACK

44

MYLES JACK

LINEBACKER

6-1 244 LBS

UCLA

BORN SEPTEMBER 3, 1995

SCOTTSDALE, ARIZONA

ACQ: 2ND ROUND OF 2016 DRAFT (36TH)

EXP: 2ND YEAR



TRANSACTIONS

Originally drafted by Jacksonville in the second round (36th overall) of the 2016 draft on choice obtained from Baltimore for Jaguars' second (38th overall)- and fifth (146th overall)-round choices

PRO (Games played/started - 32/26, 2/2)

Made his NFL and Jaguars debut in the team's season opener in 2016

2017 (w/ JAX - 16/16, 2/2)

- **9/10 at HOU:** Started at SLB and led the team with 14 tackles (eight solo) and also had one tackle for a loss
- **9/17 vs. TEN:** Tied for second on the team with six tackles (five solo) and also recorded one sack, one tackle for a loss and a quarterback hit
- **9/24 vs. BAL:** Started at SLB and recorded four solo tackles
- **10/1 at NYJ:** Second on the team with nine tackles (eight solo) and also recorded one tackle for a loss and one fumble recovery, which he returned 81 yards for his first career touchdown
- **10/8 at PIT:** Started at SLB and recorded nine tackles (five solo)
- **10/15 vs. LAR:** Started at SLB and recorded six tackles (five solo) and one tackle for a loss
- **10/22 at IND:** Finished second on the team with eight tackles (four solo) and also recorded one sack and one pass defended
- **11/5 vs. CIN:** Started at SLB and recorded one solo tackle
- **11/12 vs. LAC:** Tied for the team-lead in tackles with nine (eight solo) and recorded one tackle for a loss
- **11/19 at CLE:** Recorded two tackles (one solo) and one pass defended
- **11/26 at ARI:** Started at SLB and recorded three solo tackles
- **12/3 vs. IND:** Started at SLB and recorded five tackles (three solo)
- **12/10 vs. SEA:** Started at SLB and recorded six tackles (five solo)
- **12/17 vs. HOU:** Started at SLB and recorded two tackles (one solo) and one pass defended
- **12/24 at S.F.:** Started at SLB and recorded three solo tackles
- **12/31 at TEN:** Started at SLB and recorded three tackles (two solo)
- **1/7 vs. BUF:** Started at SLB and recorded six tackles (five solo), one sack, one tackle for a loss and two passes defended
- **1/14 at PIT:** Started at SLB and recorded six tackles (five solo), one tackle for a loss, one INT and one pass defended

2016 (w/ JAX - 16/10)

Played in all 16 games starting at OTTO in 10 his rookie ... Totaled 22 tackles (16 solo) to rank tied for 12th on the team in tackles

- **9/11 vs. G.B.:** Played in 12 snaps on special teams in NFL and team debut
- **9/18 at S.D.:** Saw action at LB, making two solo tackles, and on special teams
- **9/25 vs. BAL:** Saw action on special teams
- **10/2 vs. IND:** Earned his first career start at OTTO and made four tackles (three solo) and one pass defended
- **10/16 at CHI:** Started at OTTO and made one solo tackle
- **10/23 vs. OAK:** Started at OTTO and recorded one solo tackle and saw time on special teams
- **10/27 at TEN:** Started at OTTO and saw action on special teams
- **11/6 at K.C.:** Started at OTTO and made one solo tackle
- **11/13 vs. HOU:** Started at OTTO and made two solo tackles, including one special teams tackle
- **11/20 at DET:** Saw action at OTTO and posted three tackles (two solo), including one tackle for loss
- **11/27 at BUF:** Started at OTTO and made five tackles (two solo), including his first career half-sack
- **12/4 vs. DEN:** Started at OTTO and made one solo tackle
- **12/11 vs. MIN:** Saw action at OTTO and made one tackle
- **12/18 at HOU:** Saw action at OTTO and made one tackle
- **12/24 vs. TEN:** Saw action at OTTO
- **1/1 at IND:** Started at OTTO and recorded one pass defended

COLLEGE (at UCLA, 2013-15)

As a junior, started in all three games he played before injuring his knee in practice ... Registered 15 tackles ... Starter in all 13 games at LB and named second-team all-conference ... Finished second on the team with 88 tackles, 8.0 for loss, and seven passes defended ... As a freshman, saw action in all 13 games with 12 starts, 11 at LB and one at RB ... Finalist for the Paul Hornung Award as the nation's most versatile

player ... Named first-team All-America by Athlon Sports as an all-purpose player and honorable mention All-America by SI.com ... First-team Freshman All-America selection by Sporting News ... Named both offensive and defensive freshman of the year in the Pac-12 by coaches ... Earned second-team All-Pac-12 honors ... His 75 tackles ranked fifth on the team and as the second-most ever by a true freshman ... Led team with 11 passes defended ... Scored seven rushing touchdowns on the season (second on the school's freshman list behind DeShaun Foster in 1998) ... Earned a spot on the Athletic Director's Academic Honor Roll in 2013 Fall and 2014 Winter quarters

PERSONAL

- A four-star recruit from Bellevue (Wash.) High School, according to both scout.com and rivals.com
- Ranked as the nation's No. 4 OLB and No. 1 in the west
- Also played running back in high school for an offense that averaged more than 46 points per game his senior season
- Selected to play in the U.S. Army All-American game, where he posted five tackles
- Earned letters in track (three) and basketball (one)
- Son of H. David Jack and La Sonjia (Fisher) Jack
- Has one brother, Jahlen
- Twitter handle is @MylesJack



REGULAR SEASON CAREER STATISTICS

YEAR	TEAM	GP/GS	TKL	SOLO	ASST	SACKS	FF	FR	PD	TFL	INT
2016	JAX	16/10	22	16	6	0.5	0	0	2	1	0
2017	JAX	16/16	90	66	24	2.0	0	1	3	5	0
NFL totals: 2 yr.		32/26	112	82	30	2.5	0	1	5	6	0



POSTSEASON CAREER STATISTICS

YEAR	TEAM	GP/GS	TKL	SOLO	ASST	SACKS	FF	FR	PD	TFL	INT
2017	JAX	2/2	12	10	2	1.0	0	0	3	2	1
NFL totals: 2 yr.		2/2	12	10	2	1.0	0	0	3	2	1



CAREER HIGHS

	GAME	SEASON
Tackles:	14 (9/11/17 at HOU)	90 (2017)
Sacks:	1.0 (9/17/17 vs. TEN)	2.0 (2017)
Fumble recoveries:	1 (10/1/17 at NYJ)	1 (2017)
Passes defended:	1 (five times, last: 12/17/17 vs. HOU)	3 (2017)



2017 GAME-BY-GAME STATISTICS

DATE	OPP	TKL	SOLO	ASST	ST	SACKS	FF	FR	PD	TFL	INT
09/10	at Houston	14	8	6	0	0.0	0	0	0	1	0
09/17	vs. Tennessee	6	5	1	0	1.0	0	0	0	1	0
09/24	vs. Baltimore	4	4	0	0	0.0	0	0	0	0	0
10/01	at New York Jets	9	8	1	0	0.0	0	1	0	1	0
10/08	at Pittsburgh	9	5	4	0	0.0	0	0	0	0	0
10/15	vs. LA Rams	6	5	1	0	0.0	0	0	0	1	0
10/22	at Indianapolis	8	4	4	0	1.0	0	0	1	0	0
BYE WEEK											
11/05	vs. Cincinnati	1	1	0	0	0.0	0	0	0	0	0
11/12	vs. LA Chargers	9	8	1	0	0.0	0	0	0	1	0
11/19	at Cleveland	2	1	1	0	0.0	0	0	1	0	0
11/26	at Arizona	3	3	0	0	0.0	0	0	0	0	0
12/03	vs. Indianapolis	5	3	2	0	0.0	0	0	0	0	0
12/10	vs. Seattle	6	5	1	0	0.0	0	0	0	0	0
12/17	vs. Houston	2	1	1	0	0.0	0	0	1	0	0
12/24	at San Francisco	3	3	0	0	0.0	0	0	0	0	0
12/31	at Tennessee	3	2	1	0	0.0	0	0	0	0	0
2017 totals:		90	66	24	0	2.0	0	1	3	5	0
01/07	vs. Buffalo	6	5	1	0	1.0	0	0	3	1	0
01/14	at Pittsburgh	6	5	1	0	0.0	0	0	0	1	1
Postseason totals:		12	10	2	0	1.0	0	0	3	2	1

MYLES JACK




2016 GAME-BY-GAME STATISTICS

DATE	OPP	TKL	SOLO	ASST	ST	SACKS	FF	FR	PD	TFL
09/11	vs. Green Bay	0	0	0	0	0.0	0	0	0	0
09/18	at San Diego	2	2	0	0	0.0	0	0	0	0
09/25	vs. Baltimore	0	0	0	0	0.0	0	0	0	0
10/02	vs. Indianapolis	4	3	1	0	0.0	0	0	1	0
	BYE WEEK									
10/16	at Chicago	1	1	0	0	0.0	0	0	0	0
10/23	vs. Oakland	1	1	0	0	0.0	0	0	0	0
10/27	at Tennessee	0	0	0	0	0.0	0	0	0	0
11/06	at Kansas City	1	1	0	0	0.0	0	0	0	0
11/13	vs. Houston	2	2	0	0	0.0	0	0	0	0
11/20	at Detroit	3	2	1	0	0.0	0	0	0	1
11/27	at Buffalo	5	2	3	0	0.5	0	0	0	0
12/04	vs. Denver	1	1	0	0	0.0	0	0	0	0
12/11	vs. Minnesota	1	0	1	0	0.0	0	0	0	0
12/18	at Houston	1	1	0	0	0.0	0	0	0	0
12/24	vs. Tennessee	0	0	0	0	0.0	0	0	0	0
01/01	at Indianapolis	0	0	0	0	0.0	0	0	1	0
2016 totals:		22	16	6	0	0.5	0	0	2	1

MALIK JACKSON

97

MALIK JACKSON



DEFENSIVE LINEMAN

6-5 290 LBS.

TENNESSEE

BORN JANUARY 11, 1990

VAN NUYS, CALIFORNIA

ACQ: UFA (DENVER) 2016

EXP: 6TH YEAR



TRANSACTIONS

Originally selected by Denver in the fifth round (137th overall) of the 2012 NFL Draft ... Signed by Jacksonville as an unrestricted free agent on 3/10/16

PRO (Games played/started - 94/56, 10/9)

- Sixth-year defensive lineman joined the Jaguars after spending four years in Denver
- Has recorded 21 tackles (16 solo), two passes defended, two forced fumbles, one sack and one fumble recovery in eight playoff games
- Earned first career Pro Bowl nod in 2017

2017 (w/ JAX - 16/16, 2/2)

- **9/10 at HOU:** Started at DT and recorded three solo tackles, one sack, one tackle for a loss and one pass defended
- **9/17 vs. TEN:** Started at DT and recorded two solo tackles
- **9/24 vs. BAL:** Started at DT and recorded two tackles (one solo) and a half of a sack
- **10/1 at NYJ:** Started at DT and recorded one solo tackle and one tackle for a loss
- **10/8 at PIT:** Started at DT
- **10/15 vs. LAR:** Started at DT and recorded three solo tackles
- **10/22 at IND:** Started at DT and recorded three tackles (two solo), 1.5 sacks and one forced fumble
- **11/5 vs. CIN:** Started at DT and recorded two solo tackles, one sack and one tackle for a loss
- **11/12 vs. LAC:** Started at DT and recorded four tackles (three solo), one tackle for a loss and one forced fumble
- **11/19 at CLE:** Started at DT and recorded two solo tackles, one sack and two tackles for a loss
- **11/26 at ARI:** Started at DT and recorded two solo tackles
- **12/3 vs. IND:** Started at DT and recorded two tackles (one solo), one sack, one tackle for a loss and one pass defended
- **12/10 vs. SEA:** Started at DT and recorded three tackles, one sack, his career-high seventh of the season, and two tackles for a loss
- **12/17 vs. HOU:** Started at DT and recorded one solo tackle, one sack and a forced fumble
- **12/24 at S.F.:** Started at DT and recorded three solo tackles, one tackle for a loss and one pass defended
- **12/31 at TEN:** Started at DT and recorded five tackles (four solo)
- **1/7 vs. BUF:** Started at DT and recorded one solo tackle, one sack, one tackle for a loss and one pass defended
- **1/14 at PIT:** Started at DT and recorded six tackles (four solo) and one tackle for a loss

2016 (w/ JAX - 16/16)

Started all 16 games at DT ... Led the team in passes defended (19) and ranked the fifth-most in the NFL among defensive linemen ... Totaled the second-most tackles for loss (11) and sacks (6.5)

- **9/11 vs. G.B.:** Started at DT in his Jaguars debut
- **9/18 at S.D.:** Started at DT and made two tackles (one solo), including one tackle for loss
- **9/25 vs. BAL:** Registered his first sack of the season and first sack as a Jaguar
- **10/2 vs. IND:** Posted a season-high five solo tackles, including one tackle for loss, and one pass defended
- **10/16 at CHI:** Started at DT and made three tackles, including one tackle for loss
- **10/23 vs. OAK:** Started at DT and recorded one quarterback hit
- **10/27 at TEN:** Started at DT
- **11/6 at K.C.:** Started at DT, making one tackle and was credited with 0.5 sack
- **11/13 vs. HOU:** Started at DT and made four solo tackles
- **11/20 at DET:** Started at DT and tallied two tackles (one solo) and one sack
- **11/27 at BUF:** Started at DT and made five tackles (four solo), including 2.0 sacks
- **12/4 vs. DEN:** Started at DT and made two solo tackles
- **12/11 vs. MIN:** Started at DT and made one solo tackle and one fumble recovery
- **12/18 at HOU:** Started at DT and recorded three tackles (one solo), one tackle for a loss and one pass defended
- **12/24 vs. TEN:** Tallied one tackle for loss and one pass defended
- **1/1 at IND:** Started at DT and tallied two solo tackles, tied a career-high with 2.0 sacks and also registered two tackles for a loss

2015 (w/ DEN - 16/16, 3/3)

Started all 16 games for the first time in his career, finishing with a career-high 45 tackles (34 solo), 5.0 sacks and a career-best seven passes defended ... Started all three of Denver's postseason contests and tallied nine tackles (eight solo) and a fumble recovery for a TD in Super Bowl 50

- **9/17 vs. K.C.:** Finished with three tackles, one sack and one pass defended that led to CB **Chris Harris Jr.**'s interception at the Broncos' 10-yard line
- **9/27 at DET:** Posted three tackles, one fumble recovery and 0.5 sacks
- **10/11 at OAK:** Registered six tackles (five solo) and one sack
- **10/18 at CLE:** Posted four tackles (three solo), two tackles for loss and one sack
- **12/20 at PIT:** Tallied five tackles (four solo) and 1.5 sacks
- **2/7 vs. CAR (Super Bowl 50):** Recorded five tackles (five solo) and recovered a fumble in the end zone, marking the seventh fumble recovery for a touchdown in Super Bowl history

2014 (w/ DEN - 16/3, 1/1)

Played all 16 games for the second consecutive season and totaled 42 tackles (33 solo), four passes defended, three sacks and one forced fumble ... Was part of a rushing defense that allowed just 79.8 rushing yards per game, the lowest single-season figure in team history and the NFL's second-best mark in 2014

- **9/7 vs. IND:** Posted two tackles (one solo) and 0.5 sacks in season opener
- **10/5 vs. ARI:** Had two tackles (one solo) and 0.5 sacks
- **12/7 vs. BUF:** Tallied a season-high six tackles (six solo) and one sack
- **1/11 vs. IND:** Posted four tackles (one solo) in AFC Divisional Playoff Game

2013 (w/ DEN - 16/5, 3/3)

Played all 16 regular season games (five starts) and led Denver's defensive line with 42 tackles ... Ranked second on the team with six sacks and led the team with 11 tackles for loss ... Added four passes defended and one forced fumble ... Started in all three postseason games for the Broncos and made eight tackles (seven solo), one sack and two passes defended

- **9/23 vs. OAK:** Recorded his first career sack, splitting it with LB **Wesley Woodyard**
- **10/13 vs. JAX:** Posted a season-high seven tackles (five solo), two sacks and one pass defended
- **12/1 at K.C.:** Made his first NFL start ... Forced his first career fumble while adding two solo tackles
- **1/12 vs. S.D.:** Made his first postseason start and registered three tackles and one sack in team's AFC Divisional Playoff Game

2012 (w/ DEN - 14/0, 1/0)

Played 14 games as a rookie and totaled five tackles (three solo)

COLLEGE (at Southern California, 2008-09; at Tennessee, 2010-11)

- Played 46 games (24 starts) at Southern California and Tennessee and made 136 tackles (67 solo), 13 sacks, four forced fumbles and one fumble recovery
- Earned first-team All-SEC as a senior and second-team all-conference as a junior
- As a senior, led the Volunteers in tackles for loss (11) and sacks (2.5)
- Saw action in 21 games as a reserve defensive lineman at USC and recorded 22 tackles (15 solo), 5.5 sacks and two forced fumbles

PERSONAL

- Made 103 tackles and 14.5 sacks at Birmingham High School in Van Nuys, Calif.
- Helped lead Birmingham to the 2006 Los Angeles City title with 10.5 sacks as a junior



REGULAR SEASON CAREER STATISTICS

YEAR	TEAM	GP/GS	TKL	SOLO	ASST	SACKS	FF	FR	PD
2012	DEN	14/0	5	3	2	0.0	0	0	0
2013	DEN	16/5	42	30	12	6.0	1	0	4
2014	DEN	16/3	42	33	9	3.0	1	0	4
2015	DEN	16/16	45	34	11	5.0	0	2	7
2016	JAX	16/16	33	28	5	6.5	0	1	3
2017	JAX	16/16	39	30	9	8.0	4	0	3
NFL totals: 6 yrs.		94/56	206	158	48	28.5	6	3	20



POSTSEASON CAREER STATISTICS

YEAR	TEAM	GP/GS	TKL	SOLO	ASST	SACKS	FF	FR	PD
2012	DEN	1/0	0	0	0	0.0	0	0	0
2013	DEN	3/3	8	7	1	1.0	0	0	2
2014	DEN	1/1	4	1	3	0.0	0	0	0
2015	DEN	3/3	9	8	1	0.0	0	1	0
2017	JAX	2/2	7	5	2	1.0	0	0	1
NFL totals: 4 yrs.		10/9	28	21	7	2.0	0	1	3



CAREER HIGHS

	GAME	SEASON
Tackles:	7 (10/13/13 vs. Jacksonville)	45 (2015)
Sacks:	2.0 (three times, last: 1/1/17 at IND)	8.0 (2017)
Forced fumbles:	1 (six times, last: 12/17/17 vs. HOU)	4 (2017)
Fumble recoveries:	1 (three times last: 12/11/16 vs. MIN)	2 (2015)
Passes defended:	2 (six times, last: 12/13/15 vs. Oakland)	7 (2015)

MALIK JACKSON

2017 GAME-BY-GAME STATISTICS

DATE	OPP	TKL	SOLO	ASST	SACKS	FF	FR	PD	TFL
09/10	at Houston	3	3	0	1.0	0	0	1	1
09/17	vs. Tennessee	2	2	0	0.0	0	0	0	0
09/24	vs. Baltimore	2	1	1	0.5	0	0	0	0
10/01	at New York Jets	1	1	0	0.0	0	0	0	1
10/08	at Pittsburgh	0	0	0	0.0	0	0	0	0
10/15	vs. LA Rams	3	3	0	0.0	0	0	0	0
10/22	at Indianapolis	3	2	1	1.5	1	0	0	0
	BYE WEEK								
11/05	vs. Cincinnati	2	2	0	1.0	0	0	0	1
11/12	vs. LA Chargers	4	3	1	0.0	1	0	0	1
11/19	at Cleveland	3	3	0	1.0	1	0	0	2
11/26	at Arizona	2	2	0	0.0	0	0	0	0
12/03	vs. Indianapolis	2	1	1	1.0	0	0	1	1
12/10	vs. Seattle	3	2	1	1.0	0	0	0	2
12/17	vs. Houston	1	1	0	1.0	1	0	0	0
12/24	at San Francisco	3	3	0	0.0	0	0	1	1
12/31	at Tennessee	5	1	4	0.0	0	0	0	0
2017 totals:		39	30	9	8.0	4	0	3	10
01/07	vs. Buffalo	1	1	0	1.0	0	0	1	1
01/14	at Pittsburgh	6	4	2	0.0	0	0	0	1
Postseason totals:		7	5	2	1.0	0	0	1	2

2016 GAME-BY-GAME STATISTICS

DATE	OPP	TKL	SOLO	ASST	SACKS	FF	FR	PD	TFL
09/11	vs. Green Bay	0	0	0	0.0	0	0	0	0
09/18	at San Diego	2	1	1	0.0	0	0	0	1
09/25	vs. Baltimore	2	2	0	1.0	0	0	0	1
10/02	vs. Indianapolis	5	5	0	0.0	0	0	1	1
	BYE WEEK								
10/16	at Chicago	3	3	0	0.0	0	0	0	1
10/23	vs. Oakland	0	0	0	0.0	0	0	0	0
10/27	at Tennessee	0	0	0	0.0	0	0	0	0
11/06	at Kansas City	1	0	1	0.5	0	0	0	0
11/13	vs. Houston	4	4	0	0.0	0	0	0	0
11/20	at Detroit	2	1	1	1.0	0	0	0	1
11/27	at Buffalo	5	4	1	2.0	0	0	0	2
12/04	vs. Denver	2	2	0	0.0	0	0	0	0
12/11	vs. Minnesota	1	1	0	0.0	0	1	0	0
12/18	at Houston	3	2	1	0.0	0	0	1	1
12/24	vs. Tennessee	1	1	0	0.0	0	0	1	1
01/01	at Indianapolis	2	2	0	2.0	0	0	0	2
2016 totals:		33	28	5	6.5	0	1	3	11

2015 GAME-BY-GAME STATISTICS

DATE	OPP.	TKL	SOLO	ASST	SACKS	FF	FR	PD
09/13	vs. Baltimore	3	0	3	0.0	0	0	0
09/17	at Kansas City	3	0	3	1.0	0	0	0
09/27	at Detroit	2	1	1	0.5	0	1	0
10/04	vs. Minnesota	2	1	1	0.0	0	0	0
10/11	at Oakland	6	5	1	1.0	0	0	0
10/18	at Cleveland	4	3	1	1.0	0	0	0
11/01	vs. Green Bay	2	1	1	0.0	0	0	1
11/08	at Indianapolis	5	3	2	0.0	0	0	2
11/15	vs. Kansas City	3	3	0	0.0	0	0	0
11/22	at Chicago	0	0	0	0.0	0	1	0
11/29	vs. New England	1	0	1	0.0	0	0	0
12/06	at San Diego	2	2	0	0.0	0	0	2
12/13	vs. Oakland	2	2	0	0.0	0	0	2
12/20	at Pittsburgh	5	3	2	1.5	0	0	0
12/28	vs. Cincinnati	3	2	1	0.0	0	0	0
01/03	vs. San Diego	2	2	0	0.0	0	0	0
2015 totals:		45	34	11	5.0	0	2	7
01/17	vs. Pittsburgh	2	1	1	0.0	0	0	0
01/24	vs. New England	2	2	0	0.0	0	0	0
02/07	vs. Carolina	5	5	0	0.0	0	1	0
Postseason totals:		9	8	1	0.0	0	1	0

2014 GAME-BY-GAME STATISTICS

DATE	OPP.	TKL	SOLO	ASST	SACKS	FF	FR	PD
09/07	vs. Indianapolis	2	1	1	0.5	0	0	0
09/14	vs. Kansas City	1	1	0	0.0	0	0	0
09/21	at Seattle	5	0	5	0.0	0	0	0
	BYE WEEK							
10/05	vs. Arizona	2	1	1	0.5	0	0	0
10/12	at N.Y. Jets	4	3	1	0.0	0	0	0
10/19	vs. San Francisco	1	1	0	1.0	0	0	0
10/23	vs. San Diego	1	1	0	1.0	0	0	0
11/02	at New England	2	1	1	0.0	0	0	0
11/09	at Oakland	1	1	0	0.0	1	0	0
11/16	at St. Louis	5	5	0	0.0	0	0	0
11/23	vs. Miami	3	3	0	0.0	0	0	0
11/30	at Kansas City	0	0	0	0.0	0	0	0
12/07	vs. Buffalo	6	6	0	1.0	0	0	0
12/14	at San Diego	2	2	0	0.0	0	0	2
12/22	at Cincinnati	5	5	0	0.0	0	0	0
12/28	vs. Oakland	2	2	0	0.0	0	0	2
2014 Totals:		42	33	9	3.0	1	0	4
01/11	vs. Indianapolis	4	1	3	0.0	0	0	0
Postseason totals:		4	1	3	0.0	0	0	0

MALIK JACKSON



2013 GAME-BY-GAME STATISTICS

DATE	OPP.	TKL	SOLO	ASST	SACKS	FF	FR	PD
09/05	vs. Baltimore	1	0	1	0.0	0	0	0
09/15	at N.Y. Giants	2	2	0	0.0	0	0	0
09/23	vs. Oakland	1	0	1	0.5	0	0	0
09/29	vs. Philadelphia	0	0	0	0.0	0	0	0
10/06	at Dallas	2	1	1	1.0	0	0	0
10/13	vs. Jacksonville	7	5	2	2.0	0	0	1
10/20	at Indianapolis	3	1	2	0.0	0	0	1
10/27	vs. Washington	1	1	0	0.0	0	0	0
11/10	at San Diego	3	1	2	0.5	0	0	2
11/17	vs. Kansas City	3	1	2	0.0	0	0	2
11/24	at New England	1	1	0	0.0	0	0	0
12/01	at Kansas City	2	2	0	0.0	1	0	0
12/08	vs. Tennessee	4	4	0	1.0	0	0	0
12/12	vs. San Diego	3	3	0	0.0	0	0	0
12/22	at Houston	5	4	1	0.0	0	0	0
12/29	at Oakland	4	4	0	1.0	0	0	0
2013 Totals:		42	30	12	6.0	1	0	4
01/12	vs. San Diego	3	3	0	1.0	0	0	0
01/19	vs. New England	0	0	0	0.0	0	0	1
02/02	vs. Seattle	5	4	1	0.0	0	0	1
Postseason totals:		8	7	1	1.0	0	0	2



2012 GAME-BY-GAME STATISTICS

DATE	OPP.	TKL	SOLO	ASST	SACKS	FF	FR	PD
09/09	vs. Pittsburgh				ina			
09/17	at Atlanta	0	0	0	0.0	0	0	0
09/23	vs. Houston	1	1	0	0.0	0	0	0
09/30	vs. Oakland	0	0	0	0.0	0	0	0
10/07	at New England	1	1	0	0.0	0	0	0
10/15	at San Diego				DNP			
	BYE WEEK							
10/28	vs. San Diego	0	0	0	0.0	0	0	0
11/04	at Cincinnati	0	0	0	0.0	0	0	0
11/11	at Carolina	1	1	0	0.0	0	0	0
11/18	vs. San Diego	0	0	0	0.0	0	0	0
11/25	at Kansas City	0	0	0	0.0	0	0	0
12/02	vs. Tampa Bay	0	0	0	0.0	0	0	0
12/06	at Oakland	0	0	0	0.0	0	0	0
12/16	at Baltimore	0	0	0	0.0	0	0	0
12/23	vs. Cleveland	1	0	1	0.0	0	0	0
12/30	vs. Kansas City	1	1	0	0.0	0	0	0
2012 Totals:		42	30	12	6.0	1	0	4
01/12	vs. Baltimore	1	0	1	0.0	0	0	0
Postseason totals:		1	0	1	0.0	0	0	0

ABRY JONES

95

ABRY JONES

DEFENSIVE TACKLE

6-4 318 LBS

GEORGIA

BORN SEPTEMBER 8, 1991

WARNER ROBINS, GEORGIA

ACQ: FREE AGENT 2013

EXP: 5TH YEAR



TRANSACTIONS

Originally signed by Jacksonville as an undrafted rookie on 4/27/13 ... Placed on injured reserve on 1/1/16

PRO (Games played/started - 69/26, 2/1)

- Earned roster spot as an undrafted rookie in 2013
- Played in all 16 games in 2014

2017 (w/ JAX - 15/15, 2/1)

- **9/10 at HOU:** Started at NT and assisted on two tackles and recorded a half sack, two quarterback hits and recovered one fumble
- **9/17 vs. TEN:** Started at NT
- **9/24 vs. BAL:** Started at NT and recorded two solo tackles
- **10/1 at NYJ:** Started at NT and recorded three tackles (two solo)
- **10/8 at PIT:** Started at NT and recorded five tackles (two solo), half of a sack and a career-high three passes defended ... Tipped the ball that was intercepted by LB **Telvin Smith** and returned for a TD
- **10/15 vs. LAR:** Started at NT and recorded three solo tackles
- **10/22 at IND:** Started at NT and recorded one solo tackle
- **11/5 vs. CIN:** Started at NT and recorded one solo tackle
- **11/12 vs. LAC:** Started at NT and recorded four tackles (three solo) and one pass defended
- **11/19 at CLE:** Started at NT and recorded one solo tackle
- **11/26 at ARI:** Started at NT and recorded one solo tackle and one pass defended
- **12/3 vs. IND:** Started at NT and recorded three solo tackles, one pass defended and one forced fumble
- **12/10 vs. SEA:** Started at NT and recorded one solo tackle
- **12/17 vs. HOU:** Started at NT and recorded two solo tackles
- **12/24 at S.F.:** Started at NT and recorded two solo tackles and one tackle for a loss
- **12/31 at TEN:** Inactive (back)
- **1/7 vs. BUF:** Recorded three solo tackles and one tackle for a loss
- **1/14 at PIT:** Started at NT and recorded two tackles (one solo) and one pass defended

2016 (w/ JAX - 15/9)

Started nine of 15 games played ... Totaled 32 tackles (26 solo), including four for a loss, and one PD

- **9/11 vs. G.B.:** Played five snaps at DT and 17 on special teams
- **9/18 at S.D.:** Saw action at DT and made one tackle
- **9/25 vs. BAL:** Saw action at DT and on special teams
- **10/2 vs. IND:** Saw action at DT and made two tackles (one solo)
- **10/16 at CHI:** Saw action at DT, making two solo tackles, including one tackle for loss
- **10/23 vs. OAK:** Totaled three solo tackles, including one tackle for a loss
- **10/27 at TEN:** Started at DT and had three tackles (two solo)
- **11/6 at K.C.:** Started at DT and made two solo tackles
- **11/13 vs. HOU:** Started at DT and made two solo tackles
- **11/20 at DET:** Started at DT and made five tackles (four solo), including one tackle for loss and one pass defended
- **11/27 at BUF:** Inactive (ankle)
- **12/4 vs. DEN:** Started at DT and made two solo tackles
- **12/11 vs. MIN:** Started at DT and made one solo tackle
- **12/18 at HOU:** Started at DT and recorded three tackles (two solo) and had one tackle for a loss
- **12/24 vs. TEN:** Started at DT and made three tackles (two solo)
- **1/1 at IND:** Started at DT and made three solo tackles

2015 (w/ JAX - 15/0)

Played in 15 games before being placed on the team's injured reserve list for the final regular season game ... Totaled 16 tackles (seven solo), 2.0 sacks, one forced fumble and one fumble recovery

- **10/4 at IND:** Saw action at DT and special teams, and recorded his first career fumble recovery
- **10/11 at T.B.:** Made five tackles (three solo), including two tackles for loss and recorded one pass defended
- **10/25 vs. BUF:** Made one tackle (one solo), including one sack
- **11/15 at BAL:** Made four tackles (one solo), including a sack-fumble that was recovered by DT **Tyson Alualu**

2014 (w/ JAX - 16/2)

Played in all 16 games for the first time in his career and registered a career-best 39 tackles (23 solo), three sacks, four tackles for loss, three quarterback hits and one forced fumble

- **10/5 vs. PIT:** Registered a career-high two sacks including a sack/forced fumble of QB **Ben Roethlisberger** early in the fourth quarter ... Also sacked Roethlisberger in the second quarter ... Added one QB pressure and one tackle for loss
- **10/19 vs. CLE:** Made three solo tackles, one QB hit and one tackle for loss ...
- **12/7 vs. HOU:** Saw action at DT and matched his season-high with four tackles (three solo)
- **12/18 vs. TEN:** Made first career start and totaled a career-high five tackles (three solo) along with one sack ... Sacked QB **Charlie Whitehurst** for a three-yard loss on the opening possession
- **12/28 at HOU:** Started for the second consecutive game and totaled three tackles (one solo)

2013 (w/ JAX - 8/0)

Played in eight games as a rookie after earning a roster spot as an undrafted free agent ... Totaled nine tackles, 0.5 sacks and one QB hit

- **10/6 at STL:** Made NFL debut on and saw action on defense
- **10/20 vs. SD:** Made first career tackle
- **12/22 vs. TEN:** Saw extensive action in DL rotation and posted a career-high four tackles (three solo), one QB hit and split a sack with LB **Paul Posluszny** in the first quarter
- **12/29 at IND:** Totaled two solo tackles in season-finale

COLLEGE (at Georgia, 2009-12)

- Three-year letterman and appeared in 46 games, making 26 starts at DE and DT
- Career totals include 107 tackles (52 solo), 35 QB pressures, 13.5 tackles for a loss, 5.0 sacks and two forced fumbles
- Received the David Jacobs Award as a player who, by example, portray courage, spirit, character and determination
- Majored in communication studies

PERSONAL

- Attended Northside (Ga.) High School
- USA Today All-USA second-team selection
- Twitter handle is @JUSTAB3



REGULAR SEASON CAREER STATISTICS

YEAR	TEAM	GP/GS	TKL	SOLO	ASST	SACKS	FF	FR	PD	TFL
2013	JAX	8/0	9	8	1	0.5	0	0	0	0
2014	JAX	16/2	39	23	16	3.0	1	0	1	3
2015	JAX	15/0	16	7	9	2.0	1	1	2	3
2016	JAX	15/9	32	26	6	0.0	0	0	1	4
2017	JAX	15/15	31	24	7	1.0	1	1	6	1
7NFL totals: 5 yrs.		69/26	127	88	39	6.5	3	2	10	11



POSTSEASON CAREER STATISTICS

YEAR	TEAM	GP/GS	TKL	SOLO	ASST	SACKS	FF	FR	PD	TFL
2017	JAX	2/1	4	3	1	0.0	0	0	1	1
NFL totals: 5 yrs.		2/1	4	3	1	0.0	0	0	1	1



CAREER HIGHS

	GAME	SEASON
Tackles:	5 (four times, last: 10/8/17 at PIT)	39 (2014)
Sacks:	2.0 (10/5/14 vs. PIT)	3.0 (2014)
Forced fumbles:	1 (twice, last: 11/15/15 at BAL)	1 (2014 & 2015)
Fumble recoveries:	1 (twice, last: 9/10/17 at HOU)	1 (2014)
Passes defended:	3 (10/8/17 at PIT)	6 (2017)

ABRY JONES



2017 GAME-BY-GAME STATISTICS

DATE	OPP	TKL	SOLO	ASST	ST	SACKS	FF	FR	PD	TFL
09/10	at Houston	2	0	2	0	0.5	0	1	0	0
09/17	vs. Tennessee	0	0	0	0	0.0	0	0	0	0
09/24	vs. Baltimore	2	2	0	0	0.0	0	0	0	0
10/01	at New York Jets	3	2	1	0	0.0	0	0	0	0
10/08	at Pittsburgh	5	2	3	0	0.5	0	0	3	0
10/15	vs. LA Rams	3	3	0	0	0.0	0	0	0	0
10/22	at Indianapolis	1	1	0	0	0.0	0	0	0	0
BYE WEEK										
11/05	vs. Cincinnati	1	1	0	0	0.0	0	0	0	0
11/12	vs. LA Chargers	4	3	1	0	0.0	0	0	1	0
11/19	at Cleveland	1	1	0	0	0.0	0	0	0	0
11/26	at Arizona	1	1	0	0	0.0	0	0	1	0
12/03	vs. Indianapolis	3	3	0	0	0.0	1	0	1	0
12/10	vs. Seattle	1	1	0	0	0.0	0	0	0	0
12/17	vs. Houston	2	2	0	0	0.0	0	0	0	0
12/24	at San Francisco	2	2	0	0	0.0	0	0	0	1
12/31	at Tennessee				Inactive					
2017 totals:		31	24	7	0	1.0	1	1	6	1
01/07	vs. Buffalo	2	2	0	0	0.0	0	0	0	1
01/14	at Pittsburgh	2	1	1	0	0.0	0	0	1	0
Postseason totals:		4	3	1	0	0.0	0	0	1	1



2016 GAME-BY-GAME STATISTICS

DATE	OPP	TKL	SOLO	ASST	ST	SACKS	FF	FR	PD	TFL
09/11	vs. Green Bay	0	0	0	0	0.0	0	0	0	0
09/18	at San Diego	1	0	1	0	0.0	0	0	0	0
09/25	vs. Baltimore	0	0	0	0	0.0	0	0	0	0
10/02	vs. Indianapolis	2	1	1	0	0.0	0	0	0	0
BYE WEEK										
10/16	at Chicago	2	2	0	0	0.0	0	0	0	1
10/23	vs. Oakland	3	3	0	0	0.0	0	0	0	1
10/27	at Tennessee	3	2	1	0	0.0	0	0	0	0
11/06	at Kansas City	2	2	0	0	0.0	0	0	0	0
11/13	vs. Houston	2	2	0	0	0.0	0	0	0	0
11/20	at Detroit	5	4	1	0	0.0	0	0	1	1
11/27	at Buffalo				ina					
12/04	vs. Denver	2	2	0	0	0.0	0	0	0	0
12/11	vs. Minnesota	1	1	0	0	0.0	0	0	0	0
12/18	at Houston	3	2	1	0	0.0	0	0	0	1
12/24	vs. Tennessee	3	2	1	0	0.0	0	0	0	0
01/01	at Indianapolis	3	3	0	0	0.0	0	0	0	0
2016 totals:		32	26	6	0	0.0	0	0	1	4



2015 GAME-BY-GAME STATISTICS

DATE	GAME	TKL	SOLO	ASST	ST	SACKS	FF	FR	PD	TFL
09/13	vs. Carolina	0	0	0	0	0.0	0	0	0	0
09/20	vs. Miami	0	0	0	0	0.0	0	0	0	0
09/27	at New England	1	0	1	0	0.0	0	0	1	0
10/04	at Indianapolis	0	0	0	0	0.0	0	1	0	0
10/11	at Tampa Bay	5	3	2	0	0.0	0	0	1	2
10/18	vs. Houston	0	0	0	0	0.0	0	0	0	0
10/25	vs. Buffalo	1	1	0	0	1.0	0	0	0	1
BYE WEEK										
11/08	at N.Y. Jets	3	0	3	0	0.0	0	0	0	0
11/15	at Baltimore	4	1	3	0	1.0	1	0	0	0
11/19	vs. Tennessee	1	1	0	0	0.0	0	0	0	0
11/29	vs. San Diego	0	0	0	0	0.0	0	0	0	0
12/06	at Tennessee	0	0	0	0	0.0	0	0	0	0
12/13	vs. Indianapolis	0	0	0	0	0.0	0	0	0	0
12/20	vs. Atlanta	1	1	0	0	0.0	0	0	0	0
12/27	at New Orleans	0	0	0	0	0.0	0	0	0	0
01/03	at Houston				IR					
2015 totals:		16	7	9	0	2.0	1	1	2	3



2014 GAME-BY-GAME STATISTICS

DATE	GAME	TKL	SOLO	ASST	ST	SACKS	FF	FR	PD	TFL
09/07	at Philadelphia	0	0	0	0	0.0	0	0	0	0
09/14	at Washington	3	2	1	0	0.0	0	0	0	1
09/21	vs. Indianapolis	1	1	0	0	0.0	0	0	0	0
09/28	at San Diego	0	0	0	0	0.0	0	0	0	0
10/05	vs. Pittsburgh	4	4	0	0	2.0	1	0	0	0
10/12	at Tennessee	2	2	0	0	0.0	0	0	0	0
10/19	vs. Cleveland	3	3	0	0	0.0	0	0	0	1
10/26	vs. Miami	1	0	1	0	0.0	0	0	1	0
11/02	at Cincinnati	3	1	2	0	0.0	0	0	0	0
11/09	vs. Dallas	1	1	0	0	0.0	0	0	0	0
BYE WEEK										
11/23	at Indianapolis	3	1	2	0	0.0	0	0	0	0
11/30	vs. N.Y. Giants	3	1	2	0	0.0	0	0	0	0
12/07	vs. Houston	4	3	1	0	0.0	0	0	0	0
12/14	at Baltimore	3	0	3	0	0.0	0	0	0	0
12/18	vs. Tennessee	5	3	2	0	1.0	0	0	0	1
12/28	at Houston	3	1	2	0	0.0	0	0	0	0
2014 totals:		39	23	16	0	3.0	1	0	1	3



2013 GAME-BY-GAME STATISTICS


DATE	GAME	TKL	SOLO	ASST	ST	SACKS	FF	FR	PD	TFL
09/08	vs. Kansas City					ina				
09/15	at Oakland					ina				
09/22	at Seattle					ina				
09/29	vs. Indianapolis					ina				
10/06	at St. Louis	0	0	0	0	0.0	0	0	0	0
10/13	at Denver	0	0	0	0	0.0	0	0	0	0
10/20	vs. San Diego	1	1	0	0	0.0	0	0	0	0
10/27	vs. San Francisco					ina				
BYE WEEK										
11/10	at Tennessee					ina				
11/17	vs. Arizona					ina				
11/24	at Houston					ina				
12/01	at Cleveland					0.0	0	0	0	0
12/05	vs. Houston	1	1	0	0	0.0	0	0	0	0
12/15	vs. Buffalo	1	1	0	0	0.0	0	0	0	0
12/22	vs. Tennessee	4	3	1	0	0.5	0	0	0	0
12/29	at Indianapolis	2	2	0	0	0.0	0	0	0	0
2013 totals:		9	8	1	0	0.5	0	0	0	0

DEON KING

58

DEON KING

LINEBACKER
6-2 220 LBS
NORFOLK STATE
BORN JUNE 1, 1989
RESTON, VIRGINIA
ACQ: FREE AGENT 2017
EXP: 2ND YEAR



TRANSACTIONS

Originally signed by Dallas as an undrafted free agent on 5/6/16 ... Waived on 9/3/16 ... Signed to the practice squad by Dallas on 9/4/16 ... Waived from practice squad on 9/6/16 ... Signed by San Diego on 10/5/16 ... Waived on 11/14/16 ... Claimed off waivers by Indianapolis on 11/15/16 ... Waived on 5/1/17 ... Signed by Cleveland on 6/12/17 ... Waived on 9/2/17 ... Signed by Cleveland to the practice squad on 9/3/17 ... Promoted to the active roster on 10/3/17 ... Waived on 10/8/17 ... Signed by Cleveland to the practice squad on 11/10/17 ... Promoted to the active roster on 11/15/17 ... Waived on 12/20/17 ... Signed by Jacksonville to the practice squad on 12/23/17 ... Promoted to the active roster on 1/13/18

PRO (Games played/started - 15/0)

Spent time with Dallas, San Diego, Indianapolis, Cleveland and Jacksonville ... Career totals include four tackles (three solo) ... Tallied two tackles with Cleveland in 2017 and two tackles in 2016 (one with Indianapolis and one with San Diego)

2017 (Games played/started - 0/0, 0/0)

Spent the final two games of the regular season on the team's practice squad

- **1/14 at PIT:** Inactive

COLLEGE (at Norfolk State, 2012-15)

- Led all Division I players with 163 total tackles in 2015
- Finished his career with 372 total tackles, 52.5 tackles for loss, 22 sacks, five fumble recoveries, four forced fumbles and three interceptions
- Three-time All-MEAC pick (2013-15), including two straight first-team honors (2014-15)
- Consensus first-team FCS All-American as a senior in 2015.


PERSONAL

- Attended South Lakes High School (Reston, Va.) where he was a first-team All-Liberty District pick as a senior after amassing over 100 tackles and 10 sacks
- Spent one season on the post-graduate team at Fork Union

BEN KOYACK

83

BEN KOYACK



TIGHT END

6-5 258 LBS

NOTRE DAME

BORN APRIL 9, 1993

OIL CITY, PENNSYLVANIA

ACQ: 7TH ROUND OF 2015 DRAFT (229TH)

EXP: 2ND YEAR

TRANSACTIONS

Originally drafted by Jacksonville in the seventh round (229th overall) of the 2015 draft ... Signed by Jacksonville to the practices squad on 9/6/15

PRO (Games played/started - 30/10, 2/0)

• Spent his rookie season in 2015 on the practice squad before starting the 2016 season on the active roster

2017 (w/ JAX - 16/3, 2/0)

- **9/10 at HOU:** Saw action at TE
- **9/17 vs. TEN:** Saw action at TE
- **9/24 vs. BAL:** Saw action at TE
- **10/1 at NYJ:** Saw action at TE and on special teams
- **10/8 at PIT:** Saw action at TE and on special teams
- **10/15 vs. LAR:** Recorded one reception for 21 yards, which is a career long reception
- **10/22 at IND:** Recorded one reception for seven yards
- **11/5 vs. CIN:** Started at TE
- **11/12 vs. LAC:** Started at TE
- **11/19 at CLE:** Started at TE
- **11/26 at ARI:** Saw action at TE and on special teams
- **12/3 vs. IND:** Saw action at TE and on special teams
- **12/10 vs. SEA:** Saw action at TE and on special teams
- **12/17 vs. HOU:** Saw action at TE and on special teams
- **12/24 at S.F.:** Recorded two receptions for 10 yards, which included converting a two-point conversion
- **12/31 at TEN:** Saw action at TE
- **1/7 vs. BUF:** Recored a one yard, game-winning TD reception in the third quarter on fourth-and-one, which was his lone reception of the game
- **1/14 at PIT:** Recorded one reception for 21 yards

2016 (w/ JAX - 14/7)

- **9/11 vs. G.B.:** Played eight snaps on special teams and lined up at TE six times
- **9/18 at S.D.:** Saw action at TE and on special teams, and made one special teams tackle
- **9/25 vs. BAL:** Inactive (knee)
- **10/2 vs. IND:** Inactive (knee)
- **10/16 at CHI:** Saw action on special teams and one snap at TE
- **10/23 vs. OAK:** Saw action at TE and special teams ... Provided key block to spring Chris Ivory's 42-yard run
- **10/27 at TEN:** Posted his first career receptions (five) for 41 yards (8.2 rec. avg.)
- **11/6 at K.C.:** Saw action at TE and on special teams
- **11/13 vs. HOU:** Earned his first career start at TE and caught three passes for 35 yards (11.7 rec. avg.)
- **11/20 at DET:** Started at TE and made one fumble recovery on special teams
- **11/27 at BUF:** Started at TE and had two catches for 23 yards
- **12/4 vs. DEN:** Started at TE and made one reception for four yards
- **12/11 vs. MIN:** Posted two receptions for 19 yards
- **12/18 at HOU:** Started at TE and caught one pass for two yards
- **12/24 vs. TEN:** Started at TE and had two catches for 12 yards
- **1/1 at IND:** Started at TE and had three catches for 25 yards, including his first career touchdown reception, a 14-yard pass from QB **Blake Bortles**

COLLEGE (at Notre Dame, 2011-14)

- Participated in the 2015 Senior Bowl
- Named to the Mackey Award Watch List, given annually to the most outstanding Tight End in FBS college football
- As a senior, started at tight end in all 13 games and totaled 30 receptions for 317 yards and two TDs

PERSONAL

- Played for coach Matt LaVerde at Oil City (Pa.) High School
- Received first-team Pennsylvania all-state honors from Pennsylvania Sportswriters and Associated Press in 2010
- Rated best tight end in country and 25th-best prospect overall by Scout.com
- Recorded 62 receptions for 1,031 yards and 11 TDs as a senior ... Averaged 16.6 yards per catch
- Besides tight end, played quarterback, wide receiver, defensive end and linebacker
- Hails from family of musicians and is proficient playing trombone, piano and euphonium

REGULAR SEASON CAREER STATISTICS

YEAR	TEAM	GP/GS	NO	YDS	AVG	LG	TD
2015	JAX			ps			
2016	JAX	14/7	19	161	8.5	17	1
2017	JAX	16/3	5	38	7.6	21	0
NFL totals: 2 yr.		30/10	24	199	8.3	21	1

POSTSEASON CAREER STATISTICS

YEAR	TEAM	GP/GS	NO	YDS	AVG	LG	TD
2017	JAX	2/0	2	22	11.0	21	1
NFL totals: 2 yr.		2/0	2	22	11.0	21	1

2017 GAME-BY-GAME STATISTICS

DATE	OPP	RECS	YDS	AVG.	LG	TD
09/10	at Houston	0	0	0.0	-	0
09/17	vs. Tennessee	0	0	0.0	-	0
09/24	vs. Baltimore	0	0	0.0	-	0
10/01	at New York Jets	0	0	0.0	-	0
10/08	at Pittsburgh	0	0	0.0	-	0
10/15	vs. LA Rams	1	21	21.0	21	0
10/22	at Indianapolis	1	7	7.0	7	0
BYE WEEK						
11/05	vs. Cincinnati	0	0	0.0	-	0
11/12	vs. LA Chargers	0	0	0.0	-	0
11/19	at Cleveland	0	0	0.0	-	0
11/26	at Arizona	0	0	0.0	-	0
12/03	vs. Indianapolis	0	0	0.0	-	0
12/10	vs. Seattle	0	0	0.0	-	0
12/17	vs. Houston	1	0	0.0	0	0
12/24	at San Francisco	2	10	5.0	9	0
12/31	at Tennessee	0	0	0.0	-	0
2017 totals:		5	38	7.6	21	0
01/07	vs. Buffalo	1	1	1.0	1	1
01/14	at Pittsburgh	1	21	21.0	21	0
Postseason totals:		2	22	11.0	21	1

2016 GAME-BY-GAME STATISTICS

DATE	OPP	RECS	YDS	AVG.	LG	TD
09/11	vs. Green Bay	0	0	0.0	-	0
09/18	at San Diego	0	0	0.0	-	0
09/25	vs. Baltimore			ina		
10/02	vs. Indianapolis			ina		
BYE WEEK						
10/16	at Chicago	0	0	0.0	-	0
10/23	vs. Oakland	0	0	0.0	-	0
10/27	at Tennessee	5	41	8.2	14	0
11/06	at Kansas City	0	0	0.0	-	0
11/13	vs. Houston	3	35	11.7	15	0
11/20	at Detroit	0	0	0.0	-	0
11/27	at Buffalo	2	23	11.5	17	0
12/04	vs. Denver	1	4	4.0	4	0
12/11	vs. Minnesota	2	19	9.5	15	0
12/18	at Houston	1	2	2.0	2	0
12/24	vs. Tennessee	2	12	6.0	6	0
01/01	at Indianapolis	3	25	8.3	14t	1
2016 totals:		19	161	8.5	17	1

Additional statistics: one special teams tackle; one fumble recovery on special teams on 11/20 at DET

JOSH LAMBO

4

JOSH LAMBO

KICKER

6-0 215 LBS


TEXAS A&M

BORN NOVEMBER 19, 1990

LANSING, MICHIGAN

ACQ: FREE AGENT 2017

EXP: 3RD YEAR



TRANSACTIONS

Originally signed by San Diego as an undrafted free agent on 5/12/15 ... Waived by San Diego on 9/2/17 ... Signed with Jacksonville on 10/17/17

PRO (Games played/started - 42/0, 2/0)

- All-Rookie selection in 2016
- Led all rookie kickers with 106 points, second-most in team history

2017 (w/ JAX - 10/0, 2/0)

Signed with the team prior to its Week 6 game at IND

- **10/22 at IND:** Converted on FGs of 33 and 42 yards and made all three of his PATs ... His nine points were the most points by a kicker in their Jaguars debut
- **11/5 vs. CIN:** Converted on FGs of 25, 36 and a career-long 56 yards, which was the third longest in franchise history and made both his PATs
- **11/12 vs. LAC:** Converted a 34-yard FG with three seconds remaining in the fourth quarter to send the game to OT and then converted a game-winning 30-yard FG in OT
- **11/19 at CLE:** Converted on FGs of 38 and 39 yards, while missing one from 41 yards and made his lone PAT attempt
- **11/26 at ARI:** Converted a 43-yard FG and made all three of his PATs
- **12/3 vs. IND:** Converted on FGs of 23, 30 and 39 yards and made his lone PAT
- **12/10 vs. SEA:** Converted on FGs of 32, 38, 51 yards and made all three of his PATs
- **12/17 vs. HOU:** Converted on a 38-yard FG and made all six of his PATs
- **12/24 at S.F.:** Converted on a 45-yard FG and was 2-of-3 on his PATs
- **12/31 at TEN:** Converted on a 41-yard FG and made his lone PAT
- **1/7 vs. BUF:** Converted on a 44-yard FG and made his lone PAT
- **1/14 at PIT:** Converted on a 45-yard FG in the fourth quarter and made all six of his PATs

2016 (w/ SD - 16/0)

Led the NFL with 67 touchbacks on kickoffs, and made 26 of his 32 field goal attempts ... After two seasons with the team, ranked sixth in franchise annals with 52 career made field goals

2015 (w/ SD - 16/0)

Scored a rookie-leading 106 points, making 26 of 32 field goals (81.3 pct.) and 28 of 32 PATs (87.5 pct.) ... 106 points are tied for second in franchise history by a rookie ... He recorded a team-record 41 touchbacks on 73 kickoffs, second in the NFL, among rookies

COLLEGE (at Texas A&M, 2012-14)

- Converted 84.0 percent of field goal tries (21 of 25) to become most accurate kicker in school history
- Second-team All-SEC placekicker by the AP in 2014
- As a senior, connected on 97 percent of all his placekicks, going 12-of-14 and 53-of-53 on PATs
- Matched the school record of 10 PATs made in a single game by hitting 10-of-10 vs. Lamar in 2014

PERSONAL

- Born in Lansing, Mich.
- Originally attended Middleton (Wis.) High before attending Edison Academic Center (Brandenton, Fla.) to focus on soccer
- At the age of 14, Lambo was one of the United States' top young goalkeeping prospects and was invited to train with the U.S. National Team
- At 15, joined Everton FC of European soccer's Premier League as a trialist where he trained alongside long-time U.S. Soccer star Tim Howard
- In 2008, he was the No. 8 overall pick in Major League Soccer's (MLS) draft by FC Dallas
- Twitter handle is @JoshuaLambo2

REGULAR SEASON CAREER STATISTICS

YEAR	TEAM	GP	PAT	ATT	FG	FGA	PCT	LG	PTS
2015	SD	16	28	32	26	32	81.3	54	106
2016	SD	16	42	46	26	32	81.3	47	120
2017	JAX	10	22	24	19	20	95.0	56	79
NFL totals: 2 yrs.		42	92	102	71	84	84.5	56	305

POSTSEASON CAREER STATISTICS

YEAR	TEAM	GP	PAT	ATT	FG	FGA	PCT	LG	PTS
2017	JAX	2	7	7	2	2	100.0	45	13
NFL totals: 2 yrs.		2	7	7	2	2	100.0	45	13

CAREER HIGHS

	GAME	SEASON
PATs made:	6 (12/17/17 vs. HOU)	42 (2016)
PAT attempts:	6 (12/17/17 vs. HOU)	46 (2016)
Field goals made:	4 (twice, last: 10/23/16 at ATL)	26 (2015 & 2016)
Field goal attempts:	4 (twice, last: 10/23/16 at ATL)	32 (2015 & 2016)
Longest field goal:	56 (11/5/17 vs. CIN)	56 (2017)
Points:	15 (10/23/16 at ATL)	120 (2016)

2017 GAME-BY-GAME STATISTICS

DATE	OPP	GP	PAT	ATT	FG	FGA	PCT	LG	PTS
09/10	at Houston				---				
09/17	vs. Tennessee				---				
09/24	vs. Baltimore				---				
10/01	at New York Jets				---				
10/08	at Pittsburgh				---				
10/15	vs. LA Rams				---				
10/22	at Indianapolis	1	3	3	2	2	100.0	42	9
BYE WEEK									
11/05	vs. Cincinnati	1	2	2	3	3	100.0	56	11
11/12	vs. LA Chargers	1	0	1	2	2	100.0	34	6
11/19	at Cleveland	1	1	1	2	3	66.7	39	7
11/26	at Arizona	1	3	3	1	1	100.0	43	6
12/03	vs. Indianapolis	1	1	1	3	3	100.0	39	10
12/10	vs. Seattle	1	3	3	3	3	100.0	51	12
12/17	vs. Houston	1	6	6	1	1	100.0	38	9
12/24	at San Francisco	1	2	3	1	1	100.0	46	5
12/31	at Tennessee	1	1	1	1	1	100.0	41	4
2017 totals:		10	22	24	19	20	95.0	56	79
01/07	vs. Buffalo	1	1	1	1	1	100.0	44	4
01/14	at Pittsburgh	1	6	6	1	1	100.0	45	9
Postseason totals:		2	7	7	2	2	100.0	45	13

2016 GAME-BY-GAME STATISTICS

DATE	OPP	GP	PAT	ATT	FG	FGA	PCT	LG	PTS
09/11	at Kansas City	1	3	3	2	3	66.7	29	9
09/18	vs. Jacksonville	1	5	5	1	1	100.0	25	8
09/25	at Indianapolis	1	1	2	3	3	100.0	42	10
10/02	vs. New Orleans	1	4	4	2	2	100.0	47	10
10/09	at Oakland	1	4	4	1	1	100.0	36	7
10/13	vs. Denver	1	1	1	4	4	100.0	37	13
10/23	at Atlanta	1	3	3	4	4	100.0	42	15
10/30	at Denver	1	1	2	0	1	0.0	--	1
11/06	vs. Tennessee	1	4	5	3	3	100.0	36	13
11/13	vs. Miami	1	3	3	1	1	100.0	45	6
BYE WEEK									
11/27	at Houston	1	3	3	0	1	0.0	--	3
12/04	vs. Tampa Bay	1	3	3	0	1	0.0	--	3
12/11	at Carolina	1	1	1	1	1	100.0	32	4
12/18	vs. Oakland	1	1	2	1	1	100.0	35	4
12/24	at Cleveland	1	2	2	1	3	33.3	43	5
01/01	vs. Kansas City	1	3	3	2	2	100.0	35	9
2016 totals:		16	42	46	26	32	81.3	45	120

JOSH LAMBO



2015 GAME-BY-GAME STATISTICS

DATE	OPP	GP	PAT	ATT	FG	FGA	PCT	LG	PTS
09/13	vs. Detroit	1	3	4	2	2	100.0	32	9
09/20	at Cincinnati	1	1	1	2	3	66.7	40	7
09/27	at Minnesota	1	2	2	0	0	--	--	2
10/04	vs. Cleveland	1	3	3	3	3	100.0	46	12
10/12	vs. Pittsburgh	1	2	2	2	3	66.7	54	8
10/18	at Green Bay	1	2	2	2	2	100.0	36	8
10/25	vs. Oakland	1	1	1	2	2	100.0	44	7
11/01	at Baltimore	1	2	3	2	2	100.0	49	8
11/09	vs. Chicago	1	1	2	2	2	100.0	31	7
	BYE WEEK								
11/22	vs. Kansas City	1	0	0	1	1	100.0	52	3
11/29	at Jacksonville	1	7	7	1	1	100.0	28	10
12/06	vs. Denver	1	0	0	1	2	50.0	51	3
12/13	at Kansas City	1	0	0	1	2	50.0	30	3
12/20	vs. Miami	1	3	4	1	2	50.0	28	6
12/24	at Oakland	1	2	2	2	3	66.7	47	8
01/03	at Denver	1	2	2	2	2	100.0	50	8
2015 totals:		16	28	32	26	32	81.3	54	106

MARQISE LEE

11

MARQISE LEE

WIDE RECEIVER
6-0 196 LBS.

SOUTHERN CALIFORNIA
BORN NOVEMBER 25, 1991
INGLEWOOD, CALIFORNIA

ACQ: 2ND ROUND OF 2014 DRAFT (39TH)
EXP: 4TH YEAR



TRANSACTIONS

Originally drafted by Jacksonville in the second round (39th overall) of the 2014 draft

PRO (Games played/started - 53/29, 2/2)

- Was first of two receivers selected by the Jaguars in the second round of 2014 draft
- Became 24th WR selected by the Jaguars in franchise history, the fifth-highest in team history
- Marked the seventh USC player drafted by the Jaguars in team history, the second-most among any colleges (Florida, 9)
- Became the seventh player in Jaguars history to return a kickoff for a TD and tied former RB **Maurice Jones-Drew** for longest kickoff return in team history

2017 (w/ JAX - 14/14, 2/2)

- **9/10 at HOU:** Started at WR and returned one punt for seven yards
- **9/17 vs. TEN:** Started at WR and led the team with seven receptions for 76 yards (10.9 avg.) and also returned one punt for four yards
- **9/24 vs. BAL:** Started at WR and recorded four receptions for a team-high 65 yards (16.3 avg.) and returned two punts for two yards
- **10/1 at NYJ:** Started at WR and recorded two receptions for 18 yards
- **10/8 at PIT:** Recorded two receptions for a team-high 49 yards, including a long reception of 31 yards
- **10/15 vs LAR:** Led the team with 83 receiving yards on five receptions and also recorded one rush for 17 yards
- **10/22 at IND:** Started at WR and recorded four receptions for 72 yards (18.0 avg.), including a long reception of 45 yards
- **11/5 vs. CIN:** Started at WR and led the team with eight receptions for 75 yards and one TD
- **11/12 vs. LAC:** Started at WR and recorded six receptions for 55 yards and one TD and also converted a two-point conversion
- **11/19 at CLE:** Led the team with five receptions for 45 yards, including a long reception of 16 yards
- **11/26 at ARI:** Started at WR and recorded one reception for 13 yards
- **12/3 vs. IND:** Led the team with seven receptions and a game-high 86 yards receiving and recorded one TD
- **12/10 vs. SEA:** Started at WR and recorded five receptions for 65 yards
- **12/17 vs. HOU:** Started at WR ... Left the game in the first quarter with an ankle injury and did not return
- **12/24 at S.F.:** Inactive (ankle)
- **12/31 at TEN:** Inactive (ankle)
- **1/7 vs. BUF:** Started at WR and rushed one time for five yards
- **1/14 at PIT:** Started at WR and recorded three receptions for 28 yards

2016 (w/ JAX - 16/6)

Set career highs with 63 receptions for 851 yards and three TDs ... The first player to record at least one passing TD, one receiving TD and one kickoff return for a TD in a single season since 1978 (BAL's **Joe Washington**)

- **9/11 vs. G.B.:** Made two catches for 22 yards
- **9/18 at S.D.:** Had five receptions for a career-high-tying 75 yards (15.0 rec. avg.)
- **9/25 vs. BAL:** Recorded five receptions for 44 yards (8.8 rec. avg.)
- **10/2 vs. IND:** Had four catches for 28 yards (7.0 rec. avg.)
- **10/16 at CHI:** Posted a team-high six receptions for 61 yards (10.2 rec. avg.) ... Returned one kickoff for 26 yards
- **10/23 vs. OAK:** Posted a team-high seven receptions for 107 yards with a long reception of 38 yards, all of which were career highs and the first game with 100+ yards ... Returned 4 kickoffs for 93 yards with a long return of 34 yards
- **10/27 at TEN:** Had one reception for 21 yards ... Returned two kickoffs for 45 yards
- **11/6 at K.C.:** Posted four receptions for a team-high 84 yards (21.0 rec. avg.) ... Returned three kickoffs for 87 yards (29.0 avg.), including a long of 45
- **11/13 vs. HOU:** Posted four receptions for 50 yards (12.5 rec. avg.)
- **11/20 at DET:** Had four catches for 52 yards (13.0 rec. avg.) and his first TD reception of the season ... Rushed once for six yards and posted a 42-yard kickoff return
- **11/27 at BUF:** Led the team with four receptions for 37 yards and a 20-yard TD reception ... Returned one kick for 36 yards
- **12/4 vs. DEN:** Started at WR and made three catches for 34 yards ... Rushed two times for 10 yards
- **12/11 vs. MIN:** Started at WR and posted five receptions for a career-high 113 yards (22.6 avg.) ... Returned three kicks fo 66 yards (22.0 avg.)

- **12/18 at HOU:** Started at WR and returned two kickoffs for 133 yards, including a franchise-tying longest kickoff return with a 100-yard kickoff return TD ...
- **12/24 vs. TEN:** Started at WR and recorded three receptions for 37 yards and one touchdown ... Threw first career pass in the NFL, a 20-yard touchdown to QB **Blake Bortles** in the fourth quarter
- **1/1 at IND:** Started at WR and recorded six receptions for 86 yards (14.3 avg.)

2015 (w/ JAX - 10/1)

Played in 10 games during his second season with one start, totaling 15 receptions for 191 yards (12.7 rec. avg.) for one TD ... Added five rushes for 38 yards (7.6 rush avg.)

- **9/20 vs. MIA:** Had two receptions for 27 yards (13.5 avg.) in season debut ... Also rushed once for 12 yards
- **12/6 at TEN:** Had one reception for 17 yards in his first start of the season at WR ... Also recorded one rush for four yards
- **12/20 vs. ATL:** Had two receptions for 46 yards (23.0 avg.), including a season-long 30-yard reception in the fourth quarter
- **12/27 at N.O.:** Recorded three receptions for 26 yards (8.7 rec. avg.) and one TD ... Rushed once for nine yards (9.0 rush avg.)

2014 (w/ JAX - 13/8)

Appeared in 13 games as a rookie with eight starts and registered 37 receptions for 422 yards and one TD ... Missed three consecutive games with a hamstring injury

- **9/7 at PHI:** Started at WR in NFL debut and tied for the team lead with six catches for 62 yards with a long of 18 ... Joined WR **Allen Hurns** as first two rookie WRs to start in season-opener in franchise history
- **9/14 at WAS:** Started at WR and had two receptions for 11 yards ... Missed next three games with a hamstring injury
- **10/12 at TEN:** Returned to action after missing three games and finished with two receptions for 26 yards with a long of 16 yards .
- **11/23 at IND:** Led the team with 52 yards on three receptions (17.3 avg.) with a career-long 37-yard catch in the fourth quarter
- **11/30 vs. NYG:** Started at WR and led team with six catches for 75 yards ... Scored on a 30-yard TD pass from QB **Blake Bortles** in the third quarter, his first career score
- **12/7 vs. HOU:** Started at WR and posted five receptions for 67 yards with a long of 31 yards, his third straight game with a 30-plus yard reception
- **12/18 vs. TEN:** Started at WR and led team with four catches for 65 yards including a 34-yard grab in the third quarter ... Marked fourth straight game with four or more receptions

COLLEGE (at Southern California, 2011-13)

- Three-year starter who declared for the NFL Draft following his junior season
- Career totals included 248 receptions for 3,655 yards (14.7 avg.) with 29 TDs
- Owns 24 school records and set five Pac-12 Conference marks
- Won the Biletnikoff Award as a sophomore as the nation's top receiver
- Ranked first in school history in receiving yards, second in receptions and fourth in receiving TDs
- Was a long jumper and sprinter on USC's track team
- Became the school's first Biletnikoff Award winner as a sophomore as well as unanimous All-American and All-Pac 12 Conference first-team choice
- Majored in sociology

PERSONAL

- Attended Serra High School in Gardena, Calif.
- Lettered in football, basketball and track
- Earned Parade All-American as a senior as well as Super Prep All-American, Under Armour All-American, ESPNU 150, Rivals 100 and Prep Star Dream Team
- Finished with 57 receptions for 1,409 yards (24.7 avg.) with 24 TDs in final season along with 45 tackles and three INTs
- Was a sprinter and jumper on the track team, boasting a national prep No. 3 best 24-8 long jump, plus career bests of 44-7 in the triple jump, 6-4 in the high jump, 10.74 in the 100 meters and 22.11 in the 200 meters
- Twitter handle is @TeamLee1



REGULAR SEASON CAREER STATISTICS

YEAR	TEAM	GP/GS	NO	YDS	AVG	LG	TD
2014	JAX	13/8	37	422	11.4	37	1
2015	JAX	10/1	15	191	12.7	30	1
2016	JAX	16/6	63	851	13.5	51	3
2017	JAX	14/14	56	702	12.5	45	3
NFL totals: 3 yrs.		53/29	171	2,166	12.7	51	8

Additional statistics: 15 rushes for 99 yards (6.6 rush avg.); 1-for-2 passing for 20 yards and one TD; 18 kickoff returns for 350 yards and one TD



POSTSEASON CAREER STATISTICS

YEAR	TEAM	GP/GS	NO	YDS	AVG	LG	TD
2017	JAX	2/2	3	28	9.3	13	0
NFL totals: 3 yrs.		2/2	3	28	9.3	13	0

Additional statistics: one rush for five yards

MARQISE LEE

CAREER HIGHS

	GAME	SEASON
Receptions:	8 (11/5/17 vs. CIN)	63 (2016)
Receiving yards:	113 (12/11/16 vs. BUF)	851 (2016)
Longest reception:	51 (11/6/16 at K.C.)	51 (2016)
Receiving touchdowns:	1 (eight times, last: 12/3/17 vs. IND)	3 (2016 & 2017)

2017 GAME-BY-GAME STATISTICS

DATE	OPP	RECEIVING				
		RECs	YDS	AVG.	LG	TD
09/10	at Houston	0	0	0.0	-	0
09/17	vs. Tennessee	7	76	10.9	19	0
09/24	vs. Baltimore	4	65	16.3	35	0
10/01	at New York Jets	2	18	9.0	10	0
10/08	at Pittsburgh	2	49	24.5	31	0
10/15	vs. LA Rams	5	83	16.6	21	0
10/22	at Indianapolis	4	72	18.0	45	0
BYE WEEK						
11/05	vs. Cincinnati	8	75	9.4	19	1
11/12	vs. LA Chargers	6	55	9.2	19	1
11/19	at Cleveland	5	45	9.0	16	0
11/26	at Arizona	1	13	13.0	13	0
12/03	vs. Indianapolis	7	86	12.3	22	1
12/10	vs. Seattle	5	65	13.0	18	0
12/17	vs. Houston	0	0	0.0	-	0
12/24	at San Francisco			Inactive		
12/31	at Tennessee			Inactive		
2017 totals:		56	702	12.5	45	3
01/07	vs. Buffalo	0	0	0.0	-	0
01/14	at Pittsburgh	3	28	9.3	13	0
Postseason totals:		3	28	9.3	13	0

Additional Statistics: two rushes for 22 yards, 0-for-1 passing

PUNT RETURNS

DATE	GAME	NO.	YDS	AVG.	LG	TD
09/10	at Houston	1	7	7.0	7	0
09/17	vs. Tennessee	1	4	4.0	4	0
09/24	vs. Baltimore	2	2	1.0	1	0
10/01	at New York Jets	1	0	0.0	-	0
10/08	at Pittsburgh	0	0	0.0	-	0
10/15	vs. LA Rams	0	0	0.0	-	0
10/22	at Indianapolis	0	0	0.0	-	0
BYE WEEK						
11/05	vs. Cincinnati	0	0	0.0	-	0
11/12	vs. LA Chargers	0	0	0.0	-	0
11/19	at Cleveland	0	0	0.0	-	0
11/26	at Arizona	0	0	0.0	-	0
12/03	vs. Indianapolis	0	0	0.0	-	0
12/10	vs. Seattle	0	0	0.0	-	0
12/17	vs. Houston	0	0	0.0	-	0
12/24	at San Francisco			Inactive		
12/31	at Tennessee			Inactive		
2017 totals:		5	13	2.6	7	0
01/07	vs. Buffalo	0	0	0.0	-	0
01/14	at Pittsburgh	0	0	0.0	-	0
Postseason totals:		0	0	0.0	-	0

2016 GAME-BY-GAME STATISTICS

DATE	OPP	RECEIVING				
		RECs	YDS	AVG.	LG	TD
09/11	vs. Green Bay	2	22	11.0	12	0
09/18	at San Diego	5	75	15.0	22	0
09/25	vs. Baltimore	5	44	8.8	20	0
10/02	vs. Indianapolis	4	28	7.0	13	0
BYE WEEK						
10/16	at Chicago	6	61	10.2	14	0
10/23	vs. Oakland	7	107	15.3	38	0
10/27	at Tennessee	1	21	21.0	21	0
11/06	at Kansas City	4	84	21.0	51	0
11/13	vs. Houston	4	50	12.5	18	0
11/20	at Detroit	4	52	13.0	29	1
11/27	at Buffalo	4	37	9.3	20t	1
12/04	vs. Denver	3	34	11.3	17	0
12/11	vs. Minnesota	5	113	22.6	39	0
12/18	at Houston	0	0	0.0	-	0
12/24	vs. Tennessee	3	37	12.3	21t	1
01/01	at Indianapolis	6	86	14.3	22	0
2016 totals:		63	851	13.5	51	3

KICK RETURNS

DATE	GAME	NO.	YDS	AVG.	LG	TD
09/11	vs. Green Bay	0	0	0.0	-	0
09/18	at San Diego	0	0	0.0	-	0
09/25	vs. Baltimore	0	0	0.0	-	0
10/02	vs. Indianapolis	0	0	0.0	-	0
BYE WEEK						
10/16	at Chicago	1	26	26.0	26	0
10/23	vs. Oakland	4	93	23.3	34	0
10/27	at Tennessee	2	45	22.5	25	0
11/06	at Kansas City	3	87	29.0	45	0
11/13	vs. Houston	1	17	17.0	17	0
11/20	at Detroit	1	42	42.0	42	0
11/27	at Buffalo	1	36	36.0	36	0
12/04	vs. Denver	0	0	0.0	-	0
12/11	vs. Minnesota	3	66	22.0	25	0
12/18	at Houston	2	133	66.5	100t	1
12/24	vs. Tennessee	0	0	0.0	-	0
01/01	at Indianapolis	0	0	0.0	-	0
2016 totals:		18	545	30.3	100t	1

Additional statistics: three rushes for 23 yards (7.7 rush avg.); and one completion for 20 yards and one TD (on 12/24 vs. TEN)

2015 GAME-BY-GAME STATISTICS

DATE	GAME	RECs	YDS	AVG.	LG	TD
09/13	vs. Carolina			ina		
09/20	vs. Miami	2	27	13.5	18	0
09/27	at New England	1	13	13.0	13	0
10/04	at Indianapolis			ina		
10/11	at Tampa Bay			ina		
10/18	vs. Houston			ina		
10/25	vs. Buffalo			ina		
BYE WEEK						
11/08	at N.Y. Jets			ina		
11/15	at Baltimore	1	8	8.0	8	0
11/19	vs. Tennessee	0	0	0.0	-	0
11/29	vs. San Diego	1	3	3.0	3	0
12/06	at Tennessee	1	17	17.0	17	0
12/13	vs. Indianapolis	1	21	21.0	21	0
12/20	vs. Atlanta	2	46	23.0	30	0
12/27	at New Orleans	3	26	8.7	18	1
01/03	at Houston	3	30	10.0	14	0
2015 totals:		15	191	12.7	30	1

Additional statistics: Five rushes for 38 yards (7.6 avg.)

MARQISE LEE



2014 GAME-BY-GAME STATISTICS

DATE	GAME	RECS	YDS	AVG.	LG	TD
09/07	at Philadelphia	6	62	10.3	18	0
09/14	at Washington	2	11	5.5	8	0
09/21	vs. Indianapolis			ina		
09/28	at San Diego			ina		
10/05	vs. Pittsburgh			ina		
10/12	at Tennessee	2	26	13.0	16	0
10/19	vs. Cleveland	1	20	20.0	20	0
10/26	vs. Miami	1	9	9.0	9	0
11/02	at Cincinnati	0	0	0.0	-	0
11/09	vs. Dallas	1	13	13.0	13	0
	BYE WEEK					
11/23	at Indianapolis	3	52	17.3	37	0
11/30	vs. N.Y. Giants	6	75	12.5	30	1
12/07	vs. Houston	5	67	13.4	31	0
12/14	at Baltimore	4	14	3.5	13	0
12/18	vs. Tennessee	4	65	16.3	34	0
12/28	at Houston	2	8	4.0	4	0
2014 totals:		37	422	11.4	37	1

Additional statistics: Three rushes for nine yards (3.0 avg.)

MARCEDES LEWIS

89

MARCEDES LEWIS



TIGHT END

6-6 267 LBS.


UCLA

BORN MAY 19, 1984

LONG BEACH, CALIFORNIA

ACQ: 1ST ROUND OF 2006 DRAFT (28TH)

EXP: 12TH YEAR



TRANSACTIONS

Originally drafted by Jacksonville in the first round (28th overall) of the 2006 draft ... Placed on injured reserve on 11/21/16

PRO (Games played/started - 170/156, 4/4)

- 12th-year pro has spent his entire career with Jacksonville
- Became Jaguars first Pro Bowl tight end after he earned honors in 2010
- One of three Jaguars to record 4,000+ career receiving yards, joining **Jimmy Smith** (12,287) and **Kennan McCardell** (6,393)
- Former 2006 first-round pick ranks third in Jaguars history in career receiving yards and receiving TDs and fourth in receptions
- Owns team record for receptions, career TDs, receiving yards and receptions of 25-plus yards by a TE
- Became the third player in franchise history to start at least 150 games

2017 (w/ JAX - 16/16, 2/2)

Selected as an offensive captain by his teammates for the 2017 season

- **9/10 at HOU:** Started at TE
- **9/17 vs. TEN:** Started at TE
- **9/24 vs. BAL:** Started at TE and recorded four receptions for 62 yards and three TDs, which is a career-high single game performance ... Joins WR **Allen Robinson** and former WR **Jimmy Smith** as the only players in franchise history to catch at least three TD passes in a single game
- **10/1 at NYJ:** Started at TE
- **10/8 at PIT:** Started at TE and recorded one reception for 14 yards
- **10/15 vs. LAR:** Started at TE
- **10/22 at IND:** Started at TE and recorded two receptions for 29 yards and one TD
- **11/5 vs. CIN:** Started at TE and recorded three receptions for 49 yards
- **11/12 vs. LAC:** Started at TE and recorded two receptions for 29 yards
- **11/19 at CLE:** Started at TE and recorded two receptions for 26 yards and one TD ... Became the third Jaguar in franchise history to start at least 150 games
- **11/26 at ARI:** Started at TE and recorded one reception for 10 yards
- **12/3 vs. IND:** Started at TE and recorded four receptions for 46 yards and scored on a two-point conversion following **Leonard Fournette's** TD
- **12/10 vs. SEA:** Started at TE and helped the team rush for 156 yards
- **12/17 vs. HOU:** Started at TE and recorded two receptions for 18 yards
- **12/24 at S.F.:** Started at TE and recorded one reception for 22 yards
- **12/31 at TEN:** Started at TE and recorded two receptions for 13 yards
- **1/7 vs. BUF:** Started at TE and recorded three receptions for 17 yards
- **1/14 at PIT:** Started at TE and helped the team rush for 164 yards

2016 (w/ JAX - 10/10)

Began his 11th season with the Jaguars, the second-longest career with the team in franchise history ... Placed on injured reserve on 11/21/16

- **9/11 vs. G.B.:** Made two catches for 48 yards, including a 37-yard screen pass
- **9/18 at S.D.:** Posted two receptions for 17 yards, including a 4-yard TD reception
- **9/25 vs. BAL:** Had three receptions for 20 yards (6.7 rec. avg.)
- **10/2 vs. IND:** Exited the game with a hip injury after a 12-yard reception in the second quarter
- **10/16 at CHI:** Started at TE
- **10/23 vs. OAK:** Played in 150th career game, starting at TE, and recorded one reception for 11 yards
- **10/27 at TEN:** Had four receptions for 23 yards (5.8 rec. avg.)
- **11/6 at K.C.:** Had two catches for 23 yards (11.5 rec. avg.)
- **11/13 vs. HOU:** Posted three catches for -1 yards
- **11/20 at DET:** Started at TE and posted two receptions for 16 yards

2015 (w/ JAX - 16/16)

Started and played in all 16 games in his 10th season and totaled 16 receptions for 226 yards (14.1 rec. avg.)

- **10/4 at IND:** Had five receptions for 40 yards (8.0 rec. avg.)
- **11/29 vs. S.D.:** Made one reception for 24 yards (24.0 rec. avg.)
- **12/6 at TEN:** Started at TE, playing in his 140th career game and tallied one reception for seven yards (7.0 rec. avg.)
- **1/3 at HOU:** Had one reception for a season-long 45 yards

2014 (w/ JAX - 8/8)

Played and started in eight games ... Suffered a high ankle sprain in Week 2 and was placed on injured reserve/designated to return on Sept. 16 ... Finished with 18 catches for 206 yards and two TDs

- **9/7 at PHI:** Started at TE in season-opener and tied for the team-lead with six receptions for 35 yards
- **9/14 at WAS:** Registered a career-long 63-yard TD reception from QB **Chad Henne** in the second quarter ... Finished with two catches for 71 yards ... Left the game in the third quarter with a high ankle sprain ... Was placed on injured reserve/designated to return on Sept. 16
- **12/7 vs. HOU:** Hauled in a 35-yard reception in the fourth quarter and led team with 69 yards on three receptions
- **12/14 at BAL:** Had 22 yards on two receptions with a long of 17 yards
- **12/18 vs. TEN:** Made a four-yard TD reception in the second quarter

2013 (w/ JAX - 11/11)

Played in 11 games with 11 starts and produced 25 catches for 359 yards and four TDs ... Missed five of the first six games with a calf injury suffered in the preseason ... Had a TD reception in four straight games which tied a franchise record ... Was inactive for first three games and made season debut on **9/29 vs. IND** but strained his calf on the third play from scrimmage and did not return

- **11/17 vs. ARI:** Started his 100th career game at TE and totaled 23 yards on three catches
- **12/1 at CLE:** Finished with three catches for 26 yards including an 8-yard TD reception from RB **Maurice Jones-Drew** in the second quarter
- **12/5 vs. HOU:** Scored on a one-yard pass from QB **Chad Henne** on the opening drive of the game ... Added a season-long 41-yard reception in the first quarter
- **12/15 vs. BUF:** Led team with 54 yards on four catches with one TD ... Hooked up with Henne for a 13-yard TD in the fourth quarter, his third straight game with a TD reception
- **12/22 vs. TEN:** Tied a franchise-record with a receiving TD in four straight games, hooking up with Henne for a four-yard score in the first quarter ... Finished with four catches for 50 yards with a long of 30 yards
- **12/29 at IND:** Finished season with 70 yards on three catches including a 36-yard reception in the fourth quarter

2012 (w/ JAX - 16/15)

Played in all 16 games for the fourth time in his career ... Ranked third on the club with 52 receptions for 540 yards and four TDs, the second-highest receiving totals of his career

- **9/9 at MIN:** Opened season with five receptions for 52 yards and a TD ... Scored on a one-yard pass from QB **Blaine Gabbert** in the second quarter
- **9/30 vs. CIN:** Had three catches for 32 yards and scored on a two-yard pass from Gabbert in the second quarter
- **10/28 at GB:** Played in his 100th career game and recorded two receptions for 21 yards
- **11/18 at HOU:** Had a 13-yard TD pass from QB **Chad Henne** in the first quarter and a one-yard TD grab in the third quarter ... Finished with 40 yards on three receptions ... Marked his third career game with multiple TD receptions
- **12/2 at BUF:** Had a season-high 68 yards on four receptions
- **12/30 at TEN:** Concluded season with a career-high 103 yards on seven receptions ... Joined **Kyle Brady** and **Pete Mitchell** as only TEs in franchise history to eclipse 100 receiving yards and it marked the fourth time overall

2011 (w/ JAX - 15/15)

Started 15 games at TE ... Team captain ... Led team with 460 receiving yards on 39 receptions (11.8 avg.) ... One of five tight ends (**Jason Witten**, Dallas; **Owen Daniels**, Houston; **Jimmy Graham**, New Orleans; **Dustin Keller**, New York Jets) to lead team in receiving yards

- **9/11 vs. TEN:** Had two receptions for 28 yards in season-opener and left game early with a calf injury
- **11/20 at CLE:** Established career-high with seven receptions for 64 yards ... Became sixth player in team history with 200 career receptions and only second TE to accomplish the feat (**Kyle Brady**, 241)
- **12/11 vs. TB:** Registered a career-high 77 receiving yards on two receptions ... Had a then-career-long 62-yard reception in the second quarter from QB **Blaine Gabbert**

2010 (w/ JAX - 16/16)

Earned first Pro Bowl honors after career-best 58 receptions for 700 yards and 10 TDs ... The 10 TDs tied a single-season franchise record ... Was voted backup for Pro Bowl but became starter after **Antonio Gates** withdrew ... Receptions and yards were second-best ever by a Jaguars TE ... Finished second on team and ninth among NFL TEs in receptions, and his 12.1-yard average and 10 TDs were tops among TEs ... Started all 16 games for second time in career and was only Jaguar to make multiple receptions in every game ... Ranked second on club with 88 passes thrown his way and 37 receptions resulting in first downs ... Named to Peter King's CNN/ESPN NFL All-Pro Team ... Blocked for a rushing attack that ranked third in the NFL (149.7)

- **9/12 vs. DEN:** Scored on both catches, from 21 and 10 yards to lead win
- **9/19 at SD:** Had season-high 70 receiving yards
- **10/3 vs. IND:** Caught 15-yard TD pass on
- **10/10 at BUF:** Followed with 2 TDs on, breaking team single-season record for TEs with fifth TD
- **10/31 at DAL:** Turned in third multiple-TD game of season including season-long 42-yarder ... Nine-yard TD catch was 14th of career, breaking team TE record held by **Kyle Brady** (13)
- **11/21 vs. CLE:** Made five receptions for 66 yards and eighth TD of season

MARCEDES LEWIS

- **1/2 at HOU:** Scored 10th TD in finale to tie team single season record for TD receptions held by Reggie Williams

2009 (w/ JAX - 15/15)

Started 15 games at TE and produced then career-high 518 yards on 32 receptions for two touchdowns ... Led team with 16.2 average per reception, the highest average per reception among NFL tight ends ... Sustained a head injury in week 16 and was inactive for the season-finale

- **9/20 vs. ARI:** Posted three receptions for 62 yards with a 25-yard TD reception
- **10/4 vs. TEN:** Had four receptions for then career-high 76 yards and became only third TE (**Pete Mitchell**, **Kyle Brady**) to surpass 100 career receptions ... Recorded a 33-yard TD pass from QB **David Garrard**
- **11/15 at NYJ:** Registered 58 yards on two receptions including a 33-yard reception on the game-winning drive in the fourth quarter
- **12/6 vs. HOU:** Hooked up with Garrard for a career-long 47-yard reception in the first quarter

2008 (w/ JAX - 16/15)

Played in all 16 games for the second consecutive season and made 15 starts ... Finished with 41 receptions for 489 yards and two TDs ... Became first Jaguars TE since **Kyle Brady** (43, 2002) to have 40-plus receptions in a season and had the most receiving yards by a tight end since 2000 (Brady, 729) ... Had four-plus receptions in five games and finished with a reception of 19-plus yards in eight of the last 12 games ... Selected to USA Today All-Joe Team, which goes to players and coaches who have overachieved and are often overlooked

- **10/5 vs. PIT:** Scored first TD of the season on a 24-yard pass from David Garrard
- **10/12 at DEN:** Registered second straight game with a TD with 30-yard reception for the game-winning score

2007 (w/ JAX - 16/16, 2/2)

Started a career-high 16 games and both playoff games ... Finished with 37 receptions for 391 yards and two TDs ... Only player to start all 16 games ... Helped pave the way for the Jaguars to rank second in the NFL with 2,391 rushing yards (149.4 avg.), the second-most in team history

- **9/23 at DEN:** Led team with three receptions for 44 yards
- **11/18 vs. SD:** Scored first TD of the season on pass from David Garrard
- **12/2 at IND:** Had five receptions including a two-yard TD pass
- **1/5 at PIT:** Started at TE in AFC Wild Card game and totaled two receptions for 16 yards in first career postseason game
- **1/12 at NE:** Led team with 74 receiving yards on four receptions in AFC Divisional game

2006 (w/ JAX - 15/3)

Played in 15 games with three starts ... Totaled 13 receptions for 126 yards and one TD ... Missed final three preseason games after suffering ankle injury in preseason opener

- **10/8 vs. NYJ:** Made first career start
- **11/26 at BUF:** Scored first career TD on one-yard pass from QB **David Garrard**

COLLEGE (at UCLA, 2002-05)

- Winner of 2005 Mackey Award, given to nation's top TE
- Started 32 of 49 games in four seasons
- Set school record for TEs with career totals of 126 receptions for 1,571 yards and 21 TDs
- Unanimous All-America and All-Pac 10 selection as a senior, finishing with 59 receptions for 741 yards and 10 TDs
- Majored in history

PERSONAL

- Attended Poly (Long Beach, Calif.) High
- Played QB as a freshman before moving to TE for final three seasons
- Had 44 receptions for 710 yards and seven sacks at DE as a senior
- Established the Mercedes Lewis Foundation in 2009 to support youth by awarding scholarships to those that wouldn't be able to participate in sports without financial assistance ... The ultimate goal is to send a child from Long Beach to college on a full scholarship on an annual basis
- Twitter handle is @MercedesLewis89

REGULAR SEASON CAREER STATISTICS

YEAR	TEAM	GP/GS	NO	YDS	AVG	LG	TD
2006	JAX	15/3	13	126	9.7	31	1
2007	JAX	16/16	37	391	10.6	25	2
2008	JAX	16/15	41	489	11.9	30t	2
2009	JAX	15/15	32	518	16.2	47	2
2010	JAX	16/16	58	700	12.1	42t	10*
2011	JAX	15/15	39	460*	11.8	62	0
2012	JAX	16/15	52	540	10.4	26	4
2013	JAX	11/11	25	359	14.4	41	4
2014	JAX	8/8	18	206	11.4	63t	2
2015	JAX	16/16	16	226	14.1	45	0
2016	JAX	10/10	20	169	8.5	37	1
2017	JAX	16/16	24	318	13.3	37	5
NFL totals:	12 yrs.	170/156	375	4,502	12.0	63t	33

* team leader

POSTSEASON CAREER STATISTICS

YEAR	TEAM	GP/GS	NO	YDS	AVG	LG	TD
2007	JAX	2/2	6	90	15.0	34	0
2017	JAX	2/2	3	17	5.7	16	0
NFL totals:	11 yrs.	4/4	9	107	11.9	34	0

CAREER HIGHS

	GAME	SEASON
Receptions:	7 (two times, last: 12/30/12 at TEN)	58 (2010)
Receiving yards:	103 (12/30/12 at TEN)	700 (2010)
Longest reception:	63 (9/14/14 at WAS)	63 (2014)
Receiving touchdowns:	3 (9/24/17 vs. BAL)	10 (2010)

2017 GAME-BY-GAME STATISTICS

DATE	OPP	RECs	YDS	AVG.	LG	TD
09/10	at Houston	0	0	0.0	-	0
09/17	vs. Tennessee	0	0	0.0	-	0
09/24	vs. Baltimore	4	62	15.5	30t	3
10/01	at New York Jets	0	0	0.0	-	0
10/08	at Pittsburgh	1	14	14.0	14	0
10/15	vs. LA Rams	0	0	0.0	-	0
10/22	at Indianapolis	2	29	14.5	24	1
	BYE WEEK					
11/05	vs. Cincinnati	3	49	16.3	37	0
11/12	vs. LA Chargers	2	29	14.5	21	0
11/19	at Cleveland	2	26	13.0	16	1
11/26	at Arizona	1	10	10.0	10	0
12/03	vs. Indianapolis	4	46	11.5	16	0
12/10	vs. Seattle	0	0	0.0	-	0
12/17	vs. Houston	2	18	9.0	9	0
12/24	at San Francisco	1	22	22.0	22	0
12/31	at Tennessee	2	13	6.5	11	0
2017 totals:		24	318	13.3	37	5

01/07	vs. Buffalo	3	17	5.7	15	0
01/14	at Pittsburgh	0	0	0.0	-	0
Postseason totals:		3	17	5.7	15	0

2016 GAME-BY-GAME STATISTICS

DATE	OPP	RECs	YDS	AVG.	LG	TD
09/11	vs. Green Bay	2	48	24.0	37	0
09/18	at San Diego	2	17	8.5	13	1
09/25	vs. Baltimore	3	20	6.7	7	0
10/02	vs. Indianapolis	1	12	12.0	12	0
	BYE WEEK					
10/16	at Chicago	0	0	0.0	-	0
10/23	vs. Oakland	1	11	11.0	11	0
10/27	at Tennessee	4	23	5.8	9	0
11/06	at Kansas City	2	23	11.5	17	0
11/13	vs. Houston	3	-1	-0.3	3	0
11/20	at Detroit	2	16	9.0	15	0
11/27	at Buffalo	IR				
12/04	vs. Denver	IR				
12/11	vs. Minnesota	IR				
12/18	at Houston	IR				
12/24	vs. Tennessee	IR				
01/01	at Indianapolis	IR				
2016 totals:		18	153	8.5	37	1

MARCEDES LEWIS



2015 GAME-BY-GAME STATISTICS

DATE	GAME	RECs	YDS	AVG.	LG	TD
09/13	vs. Carolina	0	0	0.0	-	0
09/20	vs. Miami	0	0	0.0	-	0
09/27	at New England	0	0	0.0	-	0
10/04	at Indianapolis	5	40	8.0	13	0
10/11	at Tampa Bay	0	0	0.0	-	0
10/18	vs. Houston	1	8	8.0	8	0
10/25	vs. Buffalo	2	13	6.5	9	0
11/01	BYE WEEK					
11/08	at N.Y. Jets	1	27	27.0	27	0
11/15	at Baltimore	1	9	9.0	9	0
11/19	vs. Tennessee	0	0	0.0	-	0
11/29	vs. San Diego	1	24	24.0	24	0
12/06	at Tennessee	1	7	7.0	7	0
12/13	vs. Indianapolis	1	14	14.0	14	0
12/20	vs. Atlanta	1	26	26.0	26	0
12/27	at New Orleans	1	13	13.0	13	0
01/03	at Houston	1	45	45.0	45	0
2015 totals:		16	226	14.1	45	0



2014 GAME-BY-GAME STATISTICS

DATE	GAME	RECs	YDS	AVG.	LG	TD
09/07	at Philadelphia	6	35	5.8	11	0
09/14	at Washington	2	71	35.5	63t	1
09/21	vs. Indianapolis			IR		
09/28	at San Diego			IR		
10/05	vs. Pittsburgh			IR		
10/12	at Tennessee			IR		
10/19	vs. Cleveland			IR		
10/26	vs. Miami			IR		
11/02	at Cincinnati			IR		
11/09	vs. Dallas			IR		
	BYE WEEK					
11/23	at Indianapolis	1	-5	-5.0	-5	0
11/30	vs. N.Y. Giants	2	8	4.0	5	0
12/07	vs. Houston	3	69	23.0	35	0
12/14	at Baltimore	2	22	11.0	17	0
12/28	vs. Tennessee	2	6	3.0	4t	1
12/28	at Houston	0	0	0.0	-	0
2014 totals:		18	206	11.4	63t	2



2013 GAME-BY-GAME STATISTICS

DATE	GAME	RECs	YDS	AVG.	LG	TD
09/08	vs. Kansas City			ina		
09/15	at Oakland			ina		
09/22	at Seattle			ina		
09/29	vs. Indianapolis	0	0	0.0	-	0
10/06	at St. Louis			ina		
10/13	at Denver			ina		
10/20	vs. San Diego	1	31	31.0	31	0
10/27	vs. San Francisco	1	6	6.0	6	0
	BYE WEEK					
11/10	at Tennessee	3	39	13.0	27	0
11/17	vs. Arizona	3	23	7.7	9	0
11/24	at Houston	1	18	18.0	18	0
12/01	at Cleveland	3	26	8.7	14	1
12/05	vs. Houston	2	42	21.0	41	1
12/15	vs. Buffalo	4	54	13.5	25	1
12/22	vs. Tennessee	4	50	12.5	30	1
12/29	at Indianapolis	3	70	23.3	36	0
2013 totals:		25	359	14.4	41	4



2012 GAME-BY-GAME STATISTICS

DATE	GAME	RECs	YDS	AVG.	LG	TD
09/09	at Minnesota	5	52	10.4	18	1
09/16	vs. Houston	0	0	0.0	-	0
09/23	at Indianapolis	1	8	8.0	8	0
09/30	vs. Cincinnati	3	32	10.7	23	1
10/07	vs. Chicago	5	24	4.8	14	0
	BYE WEEK					
10/21	at Oakland	2	20	6.7	9	0
10/28	at Green Bay	2	21	10.5	16	0
11/04	vs. Detroit	4	41	10.3	20	0
11/08	vs. Indianapolis	3	36	12.0	17	0
11/18	at Houston	3	40	13.3	26	2
11/25	vs. Tennessee	4	56	14.0	23	0
12/02	at Buffalo	4	68	17.0	24	0
12/09	vs. N.Y. Jets	1	4	4.0	4	0
12/16	at Miami	3	8	2.7	9	0
12/23	vs. New England	4	27	6.8	9	0
12/30	at Tennessee	7	103	14.7	25	0
2012 totals:		52	540	10.4	26	4



2011 GAME-BY-GAME STATISTICS

DATE	GAME	RECs	YDS	AVG.	LG	TD
09/11	vs. Tennessee	2	28	14.0	20	0
09/18	at N.Y. Jets			ina		
09/25	at Carolina	2	15	7.5	9	0
10/02	vs. New Orleans	3	35	12.7	18	0
10/09	vs. Cincinnati	1	6	6.0	6	0
10/16	at Pittsburgh	2	29	14.5	21	0
10/24	vs. Baltimore	1	13	13.0	13	0
10/30	at Houston	4	45	11.3	21	0
	BYE WEEK					
11/13	at Indianapolis	1	-4	-4.0	-4	0
11/20	at Cleveland	7	64	9.1	18	0
11/27	vs. Houston	4	47	11.8	25	0
12/05	vs. San Diego	3	27	9.0	12	0
12/11	vs. Tampa Bay	2	77	38.5	62	0
12/15	at Atlanta	3	30	10.0	22	0
12/24	at Tennessee	1	12	12.0	12	0
01/01	vs. Indianapolis	3	33	11.0	16	0
2011 totals:		39	460	11.8	62	0



2010 GAME-BY-GAME STATISTICS

DATE	GAME	RECs	YDS	AVG.	LG	TD
09/12	vs. Denver	2	31	15.5	21t	2
09/19	at San Diego	5	70	14.0	26	0
09/26	vs. Philadelphia	3	15	5.0	7	0
10/03	vs. Indianapolis	2	22	11.0	15t	1
10/10	at Buffalo	4	54	13.5	27t	2
10/18	vs. Tennessee	4	39	9.8	15	0
10/24	at Kansas City	3	44	14.7	26	0
10/31	at Dallas	2	51	25.5	42t	2
	BYE WEEK					
11/14	vs. Houston	5	53	10.6	18	0
11/21	vs. Cleveland	5	66	13.2	17	1
11/28	at N.Y. Giants	3	36	12.0	16	0
12/05	at Tennessee	3	36	12.0	20	0
12/12	vs. Oakland	4	57	14.3	20	1
12/19	at Indianapolis	6	63	10.5	25	0
12/26	vs. Washington	3	37	12.3	26	0
01/02	at Houston	4	26	6.5	11	1
2010 totals:		58	700	12.1	42	10

MARCEDES LEWIS

2009 GAME-BY-GAME STATISTICS

DATE	GAME	RECs	YDS	AVG.	LG	TD
09/13	at Indianapolis	3	23	7.7	19	0
09/20	vs. Arizona	3	62	20.7	25t	1
09/27	at Houston	1	18	18.0	18	0
10/04	vs. Tennessee	4	76	19.0	33t	1
10/11	at Seattle	3	13	4.3	7	0
10/18	vs. St. Louis	1	5	5.0	5	0
	BYE WEEK					
11/01	at Tennessee	1	20	20.0	20	0
11/08	vs. Kansas City	1	3	3.0	3	0
11/15	at N.Y. Jets	2	58	29.0	33	0
11/22	vs. Buffalo	3	70	23.3	35	0
11/29	at San Francisco	3	40	13.3	22	0
12/06	vs. Houston	1	47	47.0	47	0
12/13	vs. Miami	2	30	15.0	16	0
12/17	vs. Indianapolis	4	53	13.3	25	0
12/27	at New England	0	0	0.0	-	0
01/03	at Cleveland			ina		
2009 totals:		32	518	16.2	47	2

2008 GAME-BY-GAME STATISTICS

DATE	GAME	RECs	YDS	AVG.	LG	TD
09/07	at Tennessee	3	29	9.7	15	0
09/14	vs. Buffalo	1	13	13.0	13	0
09/21	at Indianapolis	2	21	10.5	12	0
09/28	vs. Houston	0	0	0.0	-	0
10/05	vs. Pittsburgh	1	24	24.0	24t	1
10/12	at Denver	3	64	21.3	30t	1
	BYE WEEK					
10/26	vs. Cleveland	3	34	11.3	14	0
11/02	at Cincinnati	4	38	9.5	21	0
11/09	at Detroit	4	64	16.0	29	0
11/16	vs. Tennessee	1	19	19.0	19	0
11/23	vs. Minnesota	4	41	10.3	21	0
12/01	at Houston	2	37	18.5	20	0
12/07	at Chicago	4	43	10.8	27	0
12/14	vs. Green Bay	2	7	3.5	5	0
12/28	vs. Indianapolis	6	55	9.2	14	0
12/28	at Baltimore	1	0	0.0	-	0
2008 totals:		41	489	11.9	30	2

2007 GAME-BY-GAME STATISTICS

DATE	GAME	RECs	YDS	AVG.	LG	TD
09/09	vs. Tennessee	4	35	8.8	15	0
09/16	vs. Atlanta	2	39	19.5	25	0
09/23	at Denver	3	44	14.7	18	0
	BYE WEEK					
10/07	at Kansas City	3	13	4.3	6	0
10/14	vs. Houston	2	30	15.0	16	0
10/22	vs. Indianapolis	2	13	6.5	8	0
10/28	at Tampa Bay	0	0	0.0	0	0
11/04	at New Orleans	4	46	11.5	21	0
11/11	at Tennessee	1	8	8.0	8	0
11/18	vs. San Diego	1	1	1.0	1t	1
11/25	vs. Buffalo	5	57	11.4	24	0
12/02	at Indianapolis	5	42	8.4	13	1
12/09	vs. Carolina	3	25	8.3	13	0
12/16	at Pittsburgh	2	38	19.0	20	0
12/23	vs. Oakland	0	0	0.0	-	0
12/30	at Houston	0	0	0.0	-	0
2007 totals:		37	391	10.6	25	2

1/5	at Pittsburgh	2	16	8.0	11	0
1/12	at New England	4	74	18.5	34	0
Postseason totals:		6	90	15.0	34	0

2006 GAME-BY-GAME STATISTICS

DATE	GAME	RECs	YDS	AVG.	LG	TD
09/10	vs. Dallas			ina		
09/18	vs. Pittsburgh	0	0	0.0	-	0
09/24	at Indianapolis	0	0	0.0	-	0
10/01	at Washington	2	40	20.0	31	0
10/08	vs. N.Y. Jets	0	0	0.0	-	0
	BYE WEEK					
10/22	at Houston	0	0	0.0	-	0
10/29	at Philadelphia	0	0	0.0	-	0
11/05	vs. Tennessee	2	11	5.5	6	0
11/12	vs. Houston	1	6	6.0	6	0
11/20	vs. N.Y. Giants	1	9	9.0	9	0
11/26	at Buffalo	1	1	1.0	1t	1
12/03	at Miami	0	0	0.0	0	0
12/10	vs. Indianapolis	1	19	19.0	19	0
12/17	at Tennessee	3	27	9.0	14	0
12/24	vs. New England	0	0	0.0	-	0
12/31	at Kansas City	2	13	9.7	31	1
2006 totals:		13	126	9.7	31	1

BRANDON LINDER

65 BRANDON LINDER

OFFENSIVE LINEMAN

6-6 315 LBS.


MIAMI (FLA.)

BORN JANUARY 25, 1992

SOUTHWEST RANCHES, FLORIDA

ACQ: 3RD ROUND OF 2014 DRAFT (93RD)

EXP: 4TH YEAR



TRANSACTIONS

Originally drafted in the third round (93rd overall) of the 2014 draft ... Placed on injured reserve on 10/5/15

PRO (Games played/started - 45/45, 2/2)

- Switched from RG to C prior to the 2016 season
- First player from the University of Miami ever drafted by the Jaguars
- Became 24th offensive lineman drafted by the Jaguars in franchise history

2017 (w/ JAX - 13/13, 2/2)

Selected as an offensive captain by his teammates for the 2017 season

- **9/10 at HOU:** Started at C and helped pave the way for the team to rush for 155 yards ... Did not allow a sack
- **9/17 vs. TEN:** Started at C
- **9/24 vs. BAL:** Started at C and helped the team rush for 166 yards and did not allow a sack
- **10/1 at NYJ:** Started at C and helped the team rush for 175 yards
- **10/8 at PIT:** Inactive
- **10/15 vs LAR:** Inactive
- **10/22 at IND:** Inactive
- **11/5 vs. CIN:** Started at RG in place of injured **A.J. Cann** and helped the team rush for 149 yards ... Part of unit that allowed zero sacks for the third time this season
- **11/12 vs. LAC:** Started at C and helped the team rush for 135 yards
- **11/19 at CLE:** Started at C and helped the team rush for 139 yards
- **11/26 at ARI:** Started at C
- **12/3 vs. IND:** Started at C
- **12/10 vs. SEA:** Started at C and helped the team rush for 156 yards and did not allow a sack
- **12/17 vs. HOU:** Started at C and helped the team rush for 138 yards
- **12/24 at S.F.:** Started at C
- **12/31 at TEN:** Started at C
- **1/7 vs. BUF:** Started at C
- **1/14 at PIT:** Started at C and helped the team rush for 164 yards and did not allow a sack

2016 (w/ JAX - 14/14)

Part of an offensive line that allowed its fewest sacks since 2007 (34)

- **9/11 vs. G.B.:** Made his first career start at C in team's season opener
- **9/18 at S.D.:** Started at C
- **9/25 vs. BAL:** Inactive (knee)
- **10/2 vs. IND:** Started at C, helping the team rush for 136 yards
- **10/16 at CHI:** Started at C
- **10/23 vs. OAK:** Started at C
- **10/27 at TEN:** Started at C
- **11/6 at K.C.:** Started at C, helping the team rush for a season-high 205 yards
- **11/13 vs. HOU:** Started at C
- **11/20 at DET:** Started at C and was part of an offensive line that did not allow a sack
- **11/27 at BUF:** Started at C
- **12/4 vs. DEN:** Started at C and helped the team rush for 154 yards
- **12/11 vs. MIN:** Inactive (ankle)
- **12/18 at HOU:** Started at C
- **12/24 vs. TEN:** Started at C
- **1/1 at IND:** Started at C, only to play seven snaps, before leaving the game with a concussion and not returning

2015 (w/ JAX - 3/3)

Placed on season-ending IR because of surgery to repair a labral tear in his left shoulder after injury suffered in Week 3

- **9/13 vs. CAR:** Started at RG to kick off his second season with the Jaguars
- **9/20 vs. MIA:** Helped the Jaguars rush for 123 yards and did not allow a sack

2014 (w/ JAX - 15/15)

Started 15 games at RG as a rookie ...Part of OL that helped club finish sixth in the NFL in average per rush (4.5)

- **9/7 at PHI:** Started at RG in his NFL debut, one of three Jaguars rookies to start on opening day (WR **Marqise Lee**, WR **Allen Hurns**)
- **10/19 vs. CLE:** Helped pave the way for an offense that rushed for a season-high 185 yards on 35 carries and 176 yards on **10/26 vs. MIA**, the first time since 2010 the club eclipsed 150-plus rushing yards in back-to-back games
- **12/28 at HOU:** Started at RG and was part of OL that helped team produce 121 yards on 14 carries (8.6 avg.)

COLLEGE (at Miami (Fla.), 2010-13)

- Four-year starter and started 42 games (37 at RG, 2 at LT, 3 at C)
- Finished career with 35 TD-resulting blocks and 275 key blocks/knockdowns
- As a senior, named team's Most Valuable Player after leading team with 90 percent grade for blocking consistency, 11 TD-resulting blocks and 84 knockdowns
- Majored in health education

PERSONAL

- Attended St. Thomas Aquinas High School in Ft. Lauderdale, Fla.
- Named U.S. Army All-American and was rated the third-best center in the country by Rivals.com
- Helped team compile a 28-1 record during his final two seasons and captured the Class 5A state title as a junior
- Twitter handle is @BrandonLinder65

LERENTEE MCCRAY

55 LERENTEE MCCRAY

LINEBACKER
6-3 249 LBS
FLORIDA
BORN AUGUST 26, 1990
OCALA, FLORIDA
ACQ: UFA (BUFFALO) 2017
EXP: 5TH YEAR



TRANSACTIONS

Originally signed with Denver as an undrafted rookie on 4/27/13 ... Signed with Green Bay as an unrestricted free agent on 4/18/16 ... Traded by Green Bay to Buffalo for a 2018 draft pick on 8/30/16 ... Signed by Jacksonville as an unrestricted free agent on 3/10/17

PRO (Games played/started - 50/0, 6/0)

- Career totals include 31 tackles (16 solo), 1.5 sacks and two forced fumbles in four years with stops in Denver, Green Bay and Buffalo
- Captured a Super Bowl championship in 2015 with Denver

2017 (w/ JAX - 13/0, 2/0)

- **9/10 at HOU:** Saw action at LB and recorded three tackles (one solo), 1.5 sacks and one tackle for a loss
- **9/17 vs. TEN:** Saw action at LB
- **9/24 vs. BAL:** Inactive
- **10/1 at NYJ:** Inactive
- **10/8 at PIT:** Inactive
- **10/15 vs. LAR:** Saw action on special teams
- **10/22 at IND:** Saw action at LB and on special teams
- **11/5 vs. CIN:** Recorded a solo special teams tackle and one pass defended
- **11/12 vs. LAC:** Assisted on one special teams tackle
- **11/19 at CLE:** Recorded two special teams tackles (one solo) and saw action at LB
- **11/26 at ARI:** Recorded one solo special teams tackle
- **12/3 vs. IND:** Assisted on one special teams tackle
- **12/10 vs. SEA:** Recorded one solo special teams tackle
- **12/17 vs. HOU:** Recorded one solo special teams tackle
- **12/24 at S.F.:** Recorded one solo special teams tackle
- **12/31 at TEN:** Saw action on special teams
- **1/7 vs. BUF:** Assisted on two special teams tackles
- **1/14 at PIT:** Saw action at LB and on special teams

2016 (w/ BUF, 13/0)

Totaled 10 tackles (four solo), one forced fumble and five special teams tackles

- **10/9 at L.A.:** Posted one solo tackle and one forced fumble
- **10/30 vs. N.E.:** Tallied a season-high four tackles, in addition to one special teams tackle

2015 (w/ DEN, 11/0)

Tallied 13 tackles (seven solo), and saw action in all three postseason games, including Super Bowl 50

- **11/8 at IND:** Recorded a season-high four stops (two solo)

2014 (w/ DEN, 16/16, 2/2)

Posted six tackles (four solo), one forced fumble and one pass defended during his rookie season

2013 (w/ DEN - IR)

Spent the season on injured reserve with an ankle injury

COLLEGE (at Florida, 2008-12)

- Appeared in 40 games with 25 starts and totaled 65 (40 solo), including 12.5 tackles for loss and 4.5 sacks
- Helped the Gators to the 2008 SEC Championship

PERSONAL

- Attended Dunnellon (Fla.) High School, where he played WR and LB and totaled 118 tackles and 9.0 sacks during his senior season
- Can be found on Twitter on @Liiive_55

REGULAR SEASON CAREER STATISTICS

DATE	TEAM	GP/GS	TKL	SOLO	ASST	TFL	SACKS	ST	FF	FR	INT	PD
2013	DEN											
IR												
2014	DEN	13/0	6	4	2	0	1.0	0	1	0	0	1
2015	DEN	11/0	13	7	6	1	0.5	2	0	0	0	0
2016	BUF	13/0	10	4	6	0	0.0	5	1	0	0	0
2017	JAX	13/0	3	1	2	1	1.5	9	0	0	0	1
NFL totals:		5 yrs. 50/0	32	16	16	2	3.0	16	2	0	0	2

POSTSEASON CAREER STATISTICS

DATE	TEAM	GP/GS	TKL	SOLO	ASST	TFL	SACKS	ST	FF	FR	INT	PD
2014	DEN	1/0	2	1	1	0	0.0	0	0	0	0	0
2015	DEN	3/0	0	0	0	0	0.0	0	0	0	0	0
2017	JAX	2/0	0	0	0	0	0.0	2	0	0	0	0
NFL totals:		4 yrs. 6/0	2	1	1	0	0.0	2	0	0	0	0

CAREER HIGHS

	GAME	SEASON
Tackles:	6 (10/11/15 vs. T.B.)	18 (2015)
Tackles for loss:	1 (11/15/15 at BAL)	1 (2015)
Passes defended:	1 (twice, last: 11/5/17 vs. CIN)	1 (2015, '17)
Special teams tackles:	2 (twice; last: 11/19/17 at CLE)	8 (2017)

2017 GAME-BY-GAME STATISTICS

DATE	OPP	TKL	SOLO	ASST	TFL	SACKS	ST	FF	FR	INT	PD	
09/10	at Houston	3	1	2	1	1.5	0	0	0	0	0	
09/17	vs. Tennessee	0	0	0	0	0.0	0	0	0	0	0	
09/24	vs. Baltimore						Inactive					
10/01	at New York Jets						Inactive					
10/08	at Pittsburgh						Inactive					
10/15	vs. LA Rams	0	0	0	0	0.0	0	0	0	0	0	
10/22	at Indianapolis	0	0	0	0	0.0	0	0	0	0	0	
BYE WEEK												
11/05	vs. Cincinnati	0	0	0	0	0.0	1	0	0	0	1	
11/12	vs. LA Chargers	0	0	0	0	0.0	1	0	0	0	0	
11/19	at Cleveland	0	0	0	0	0.0	2	0	0	0	0	
11/26	at Arizona	0	0	0	0	0.0	1	0	0	0	0	
12/03	vs. Indianapolis	0	0	0	0	0.0	1	0	0	0	0	
12/10	vs. Seattle	0	0	0	0	0.0	1	0	0	0	0	
12/17	vs. Houston	0	0	0	0	0.0	1	0	0	0	0	
12/24	at San Francisco	0	0	0	0	0.0	1	0	0	0	0	
12/31	at Tennessee	0	0	0	0	0.0	0	0	0	0	0	
2017 totals:		3	1	2	1	1.5	9	0	0	0	1	
01/07	vs. Buffalo	0	0	0	0	0.0	2	0	0	0	0	
01/14	at Pittsburgh	0	0	0	0	0.0	0	0	0	0	0	
Postseason totals:		0	0	0	0	0.0	2	0	0	0	0	

2016 GAME-BY-GAME STATISTICS

DATE	OPP	TKL	SOLO	ASST	TFL	SACKS	ST	FF	FR	INT	PD
09/11	at Baltimore	2	1	1	0	0.0	0	0	0	0	0
09/15	vs. New York Jets	0	0	0	0	0.0	1	0	0	0	0
09/25	vs. Arizona	0	0	0	0	0.0	0	0	0	0	0
10/02	at New England	0	0	0	0	0.0	0	0	0	0	0
10/09	at Los Angeles	1	1	0	0	0.0	0	1	0	0	0
10/16	vs. San Francisco	1	0	1	0	0.0	0	0	0	0	0
10/23	at Miami	2	1	1	0	0.0	1	0	0	0	0
10/30	vs. New England	4	1	3	0	0.0	1	0	0	0	0
11/07	at Seattle	0	0	0	0	0.0	0	0	0	0	0
11/14	BYE WEEK										
11/20	at Cincinnati	0	0	0	0	0.0	0	0	0	0	0
11/27	vs. Jacksonville	0	0	0	0	0.0	0	0	0	0	0
12/04	at Oakland	0	0	0	0	0.0	1	0	0	0	0
12/11	vs. Pittsburgh						ina				
12/18	vs. Cleveland						ina				
12/24	vs. Miami						ina				
01/01	at New York Jets	0	0	0	0	0.0	1	0	0	0	0
2016 totals:		10	4	6	0	0.0	5	1	0	0	0

LERENTEE McCRAY



2015 GAME-BY-GAME STATISTICS

DATE	OPP	TKL	SOLO	ASST	TFL	SACKS	ST	FF	FR	INT	PD
09/13	vs. Baltimore				ina						
09/17	at Kansas City				ina						
09/27	at Detroit	2	1	1	0	0.0	0	0	0	0	0
10/04	vs. Minnesota				ina						
10/11	at Oakland				ina						
10/18	at Cleveland	3	2	1	0	0.5	0	0	0	0	0
10/25	BYE WEEK										
11/01	vs. Green Bay	3	1	2	1	0.0	0	0	0	0	0
11/08	at Indianapolis	4	2	2	0	0.0	0	0	0	0	0
11/15	vs. Kansas City	0	0	0	0	0.0	1	0	0	0	0
11/22	at Chicago	0	0	0	0	0.0	0	0	0	0	0
11/29	vs. New England	0	0	0	0	0.0	0	0	0	0	0
12/06	at San Diego	1	1	0	0	0.0	1	0	0	0	0
12/13	vs. Oakland	0	0	0	0	0.0	0	0	0	0	0
12/20	at Pittsburgh				ina						
12/28	vs. Cincinnati	0	0	0	0	0.0	0	0	0	0	0
01/03	vs. San Diego	0	0	0	0	0.0	0	0	0	0	0
2015 totals:		13	7	6	1	0.5	2	0	0	0	0
01/17	vs. Pittsburgh	0	0	0	0	0.0	0	0	0	0	0
01/24	vs. New England	0	0	0	0	0.0	0	0	0	0	0
02/07	vs. Carolina	0	0	0	0	0.0	0	0	0	0	0
Postseason totals:		0	0	0	0	0.0	0	0	0	0	0



2014 GAME-BY-GAME STATISTICS

DATE	OPP	TKL	SOLO	ASST	TFL	SACKS	ST	FF	FR	INT	PD
09/07	vs. Indianapolis	1	1	0	0	0.0	0	0	0	0	0
09/14	vs. Kansas City	0	0	0	0	0.0	0	0	0	0	0
09/21	at Seattle				ina						
09/28	BYE WEEK										
10/05	vs. Arizona				ina						
10/12	at New York Jets				ina						
10/19	vs. San Francisco	2	1	1	0	0.0	0	0	0	0	0
10/23	vs. San Diego	0	0	0	0	0.0	0	0	0	0	0
11/02	at New England	0	0	0	0	0.0	0	0	0	0	0
11/09	at Oakland	0	0	0	0	0.0	0	0	0	0	0
11/16	at St. Louis	0	0	0	0	0.0	0	0	0	0	0
11/23	vs. Miami	0	0	0	0	0.0	0	0	0	0	0
11/30	at Kansas City	0	0	0	0	0.0	0	0	0	0	0
12/07	vs. Buffalo	0	0	0	0	0.0	0	0	0	0	1
12/14	at San Diego	0	0	0	0	0.0	0	0	0	0	0
12/22	at Cincinnati	1	1	0	0	0.0	0	0	0	0	0
12/28	vs. Oakland	2	1	1	0	1.0	0	1	0	0	0
2014 totals:		6	4	2	0	1.0	0	1	0	0	0
01/11	vs. Indianapolis	2	1	1	0	0.0	0	0	0	0	0
Postseason totals:		2	1	1	0	0.0	0	0	0	0	0

JAYDON MICKENS

85 JAYDON MICKENS

WIDE RECEIVER

5-11 170 LBS


WASHINGTON

BORN APRIL 21, 1994

LOS ANGELES, CALIFORNIA

ACQ: FREE AGENT 2017

EXP: 1ST YEAR



TRANSACTIONS

Originally signed with Oakland as an undrafted free agent on 5/13/16 ... Waived on 9/3/16 ... Signed to the practice squad by Oakland on 9/4/16 ... Waived by Oakland on 9/4/17 ... Signed to the practice squad by Jacksonville on 9/19/17 ... Promoted to the active roster on 10/21/17

PRO (Games played/started - 10/0, 1/0)

Spent the 2016 season on Oakland's practice squad ... Started the 2017 season on Jacksonville's practice squad before being promoted to the active roster prior to Week 7

2017 (w/ JAX - 10/0, 1/0)

- **10/22 at IND:** Saw action at WR and on special teams in his NFL debut
- **11/5 vs. CIN:** Returned three punts for 82 yards, including a 63-yard return for a TD
- **11/12 vs. LAC:** Recorded one reception for 11 yards and returned seven punts for 30 yards
- **11/19 at CLE:** Returned four punts for 38 yards and saw action at WR
- **11/26 at ARI:** Returned one punt for 14 yards
- **12/3 vs. IND:** Saw action on special teams
- **12/10 vs. SEA:** Returned three punts for 72 yards, with a career-long return of 72 yards
- **12/17 vs. HOU:** Recorded four receptions for 61 yards and two TDs, which were the first of his career
- **12/24 at S.F.:** Recorded one reception for five yards
- **12/31 at TEN:** Returned five punts for 13 yards
- **1/7 vs. BUF:** Returned one punt for zero yards and left the game with a hamstring injury and did not return
- **1/14 at PIT:** Inactive (hamstring)

COLLEGE (at Washington, 2012-15)

- Appeared in 53 career games (35 starts) and totaled 203 receptions for 2,187 yards and 12 TDs
- Finished career second in school history in receptions and fifth in receiving yards
- For his career, returned 19 kickoffs for 408 yards (21.5 avg.)

PERSONAL

- Attended Dorsey High School (Los Angeles) and earned first-team All-City as a running back in 2011 and helped lead the Dons to an 11-2 overall record and a trip to the semifinals of the CIF Los Angeles Section Division I playoffs
- Named to the Tacoma News-Tribune's "Western 100" listing of the top 100 recruits in the western U.S.
- Also a sprinter and long jumper in high school

REGULAR SEASON CAREER STATISTICS

YEAR	TEAM	GP/GS	RECs	YDS	AVG.	LG	TD
2017	JAX	10/0	6	77	12.8	41	2
NFL totals: 1 yr.		10/0	6	77	12.8	41	2

POSTSEASON CAREER STATISTICS

YEAR	TEAM	GP/GS	RECs	YDS	AVG.	LG	TD
2017	JAX	1/0	0	0	0.0	-	0
NFL totals: 1 yr.		1/0	0	0	0.0	-	0

2017 GAME-BY-GAME STATISTICS

DATE	OPP	RECs	YDS	AVG.	LG	TD
09/10	at Houston			ps		
09/17	vs. Tennessee			ps		
09/24	vs. Baltimore			ps		
10/01	at New York Jets			ps		
10/08	at Pittsburgh			ps		
10/15	vs. LA Rams			ps		
10/22	at Indianapolis	0	0	0.0	-	0
	BYE WEEK					
11/05	vs. Cincinnati	0	0	0.0	-	0
11/12	vs. LA Chargers	1	11	11.0	11	0
11/19	at Cleveland	0	0	0.0	-	0
11/26	at Arizona	0	0	0.0	-	0
12/03	vs. Indianapolis	0	0	0.0	-	0
12/10	vs. Seattle	0	0	0.0	-	0
12/17	vs. Houston	4	61	15.3	41	2
12/24	at San Francisco	1	5	5.0	5	0
12/31	at Tennessee	0	0	0.0	-	0
2017 totals:		6	77	12.8	41	2
01/07	vs. Buffalo	0	0	0.0	-	0
01/14	at Pittsburgh			Inactive		
Postseason totals:		0	0	0.0	-	0

Additional Statistics: one special teams tackle

PUNT RETURNS

DATE	GAME	NO.	YDS	AVG.	LG	TD
09/10	at Houston			ps		
09/17	vs. Tennessee			ps		
09/24	vs. Baltimore			ps		
10/01	at New York Jets			ps		
10/08	at Pittsburgh			ps		
10/15	vs. LA Rams			ps		
10/22	at Indianapolis	0	0	0.0	-	0
	BYE WEEK					
11/05	vs. Cincinnati	3	82	27.3	63t	1
11/12	vs. LA Chargers	7	30	4.3	14	0
11/19	at Cleveland	4	38	9.5	11	0
11/26	at Arizona	1	14	14.0	14	0
12/03	vs. Indianapolis	0	0	0.0	-	0
12/10	vs. Seattle	3	72	24.0	72	0
12/17	vs. Houston	5	38	7.6	26	0
12/24	at San Francisco	0	0	0.0	-	0
12/31	at Tennessee	5	13	2.6	7	0
2017 totals:		28	287	10.3	72	1
01/07	vs. Buffalo	1	0	0.0	0	0
Postseason totals:		1	0	0.0	0	0

JALEN MYRICK

31

JALEN MYRICK

CORNERBACK

5-11 200 LBS

MINNESOTA

BORN FEBRUARY 27, 1995

BLOOMINGDALE, GEORGIA

ACQ: SEVENTH ROUND OF 2017 DRAFT (222TH)

EXP: ROOKIE



TRANSACTIONS

Drafted by Jacksonville in the seventh round (222nd overall) of the 2017 draft

PRO (Games played/started - 5/0)

2017 (w/ JAX - 5/0)

- **9/10 at HOU:** Inactive
- **9/17 vs. TEN:** Inactive
- **9/24 vs. BAL:** Inactive
- **10/1 at NYJ:** Inactive
- **10/8 at PIT:** Made his NFL debut and saw action on special teams
- **10/15 vs. LAR:** Inactive
- **10/22 at IND:** Inactive
- **11/5 vs. CIN:** Saw action at CB after **Jalen Ramsey's** dismissal and on special teams
- **11/12 vs. LAC:** Inactive
- **11/19 at CLE:** Inactive
- **11/26 at ARI:** Inactive
- **12/3 vs. IND:** Inactive
- **12/10 vs. SEA:** Inactive
- **12/17 vs. HOU:** Saw action at CB and on special teams and had one pass defended
- **12/24 at S.F.:** Saw action on special teams and blocked a PAT that **Aaron Colvin** returned for two points
- **12/31 at TEN:** Saw action on special teams
- **1/7 vs. BUF:** Inactive
- **1/14 at PIT:** Recorded one solo special teams tackle

COLLEGE (at Minnesota, 2013-16)

2016 (Senior)

Started all 13 games and recorded 41 tackles, 11 pass breakups and one INT ... Also returned 13 kickoffs for 287 yards and nine punts for 44 yards

- **9/1 vs. Oregon State:** Recorded five tackles, one tackle for loss and one pass breakup ... Also returned three kicks for 84 yards, including 56 yards on the opening kickoff
- **10/1 at Penn State:** Registered six tackles
- **10/22 vs. Rutgers:** Recorded four tackles and made one INT
- **11/5 vs. Purdue:** Tallied three tackles and broke up two passes
- **12/27 vs. Washington State:** Tallied three tackles and broke up three passes

2015 (Junior)

Played in 10 games, starting seven ... Missed three games due to injury ... Made 27 tackles (18 solo), including 3.5 behind the line of scrimmage ... Tallied the second-most INTs (three) and returned one for a TD ... Recorded three pass breakups ... Returned 12 kickoffs for 257 yards (21.4 avg.) ... Named All-Big Ten Honorable Mention by the conference coaches

- **9/12 at Colorado State:** Registered four tackles, one INT, one pass breakup and returned three kickoffs for 71 yards
- **9/26 vs. Ohio:** Totaled six tackles, including 1.0 tackle for loss and one pass breakup
- **10/10 at Purdue:** Tallied two INTs, one of which was returned 27 yards for a TD, and added a tackle for loss
- **10/17 vs. Nebraska:** Registered five tackles with 1.0 tackle for loss and added two kickoff returns

2014 (Sophomore)

Played in all 13 games, starting once ... Ranked second in the Big Ten with a 28.2-yard kick return average ... Returned 18 kicks for 508 yards ... Recorded 21 tackles, one INT for a TD and one forced fumble

- **9/6 vs. Middle Tennessee State:** Made one tackle, broke up one pass and returned an INT for 31 yards for his first career TD
- **9/13 at TCU:** Registered eight tackles
- **10/11 vs. Northwestern:** Returned a kick 100 yards for a TD ... Named Big Ten Special Teams Player of the Week and National Kick Return of the Week by College Football Performance Award

2013 (Freshman)

Played in the final 11 games of the season, mostly on special teams ... Recorded four tackles

High School

- Attended Savannah Christian Prep
- Led team to an 8-4 record in 2012 after going a perfect 11-0 record as a junior in 2011
- Made 50 tackles and recorded six pass breakups and two INTs as a senior
- Had 25 tackles as a junior with 14 pass breakups and two INTs, returning one for a TD
- Scored 14 offensive TDs as a senior and 16 as a junior
- Earned a two-star ranking from Rivals.com and Scout.com

PERSONAL

- Son of Glynn and Rhonda Myrick

REGULAR SEASON CAREER STATISTICS										
YEAR	TEAM	GP/GS	TKL	SOLO	ASST	SACKS	FF	FR	PD	INT
2017	JAX	5/0	0	0	0	0.0	0	0	0	0
NFL totals: 1 yr.		5/0	0	0	0	0.0	0	0	0	0

POSTSEASON CAREER STATISTICS												
DATE	TEAM	GP/GS	TKL	SOLO	ASST	TFL	SACKS	ST	FF	FR	INT	PD
2017	JAX	1/0	0	0	0	0	0.0	1	0	0	0	0
NFL totals: 1 yrs.		1/0	0	0	0	0	0.0	1	0	0	0	0

2017 GAME-BY-GAME STATISTICS										
DATE	OPP	TKL	SOLO	ASST	ST	SACKS	FF	FR	PD	INT
09/10	at Houston			Inactive						
09/17	vs. Tennessee			Inactive						
09/24	vs. Baltimore			Inactive						
10/01	at New York Jets			Inactive						
10/08	at Pittsburgh	0	0	0	0	0.0	0	0	0	0
10/15	vs. LA Rams			Inactive						
10/22	at Indianapolis			Inactive						
	BYE WEEK									
11/05	vs. Cincinnati	0	0	0	0	0.0	0	0	0	0
11/12	vs. LA Chargers			Inactive						
11/19	at Cleveland			Inactive						
11/26	at Arizona			Inactive						
12/03	vs. Indianapolis			Inactive						
12/10	vs. Seattle			Inactive						
12/17	vs. Houston	0	0	0	0	0.0	0	0	1	0
12/24	at San Francisco	0	0	0	0	0.0	0	0	0	0
12/31	at Tennessee	0	0	0	0	0.0	0	0	0	0
2017 totals:		0	0	0	0	0.0	0	0	1	0
01/07	vs. Buffalo			Inactive						
01/14	at Pittsburgh	0	0	0	1	0.0	0	0	0	0
Postseason totals:		0	0	0	1	0.0	0	0	0	0

YANNICK NGAKOUÉ

91 YANNICK NGAKOUÉ

DEFENSIVE END

6-2 246 LBS.

MARYLAND

BORN MARCH 31, 1995

BOWIE, MARYLAND

ACQ: 3RD ROUND OF 2016 DRAFT (69TH)

EXP: 2ND YEAR



TRANSACTIONS

Originally drafted by Jacksonville in the third round (69th overall) of the 2016 NFL Draft

PRO (Games played/started - 32/31, 2/2)

- Made his NFL debut in team's season opener in 2016
- Owns the franchise rookie record for sacks in a single season (8.0)
- Of his 20.0 career sacks, 10 have been strip-sacks
- His 20.0 sacks in 31 career games are the most by a Jaguars player in franchise history
- Leads the league with six forced fumbles

2017 (w/ JAX - 16/16, 2/2)

- **9/10 at HOU:** Started at DE and recorded four tackles (three solo), two strip-sacks and one fumble recovery
- **9/17 vs. TEN:** Assisted on one tackle
- **9/24 vs. BAL:** Started at DE and recorded two solo tackles and one tackle for a loss
- **10/1 at NYJ:** Started at DE and recorded two solo tackles, two sacks, one tackle for a loss and one forced fumble
- **10/8 at PIT:** Started at DE and assisted on one tackle
- **10/15 vs LAR:** Started at DE and recorded one solo tackle and two quarterback hits
- **10/22 at IND:** Started at DE and recorded four tackles (three solo), 2.5 sacks, three tackles for a loss and seven quarterback hits
- **11/5 vs. CIN:** Started at DE and recorded two solo tackles and one tackle for a loss
- **11/12 vs. LAC:** Recorded three quarterback hits
- **11/19 at CLE:** Started at DE and recorded three tackles (two solo) and 2.5 sacks, two of which were strip-sacks
- **11/26 at ARI:** Started at DE and recorded two solo tackles, a strip-sack and one tackle for a loss ... His league-leading sixth forced fumble was returned for a touchdown by **Calais Campbell**
- **12/3 vs. IND:** Started at DE and recorded two solo tackles
- **12/10 vs. SEA:** Started at DE and recorded one solo tackle, one sack and one tackle for a loss
- **12/17 vs. HOU:** Started at DE and recorded one solo tackle and one tackle for a loss
- **12/24 at S.F.:** Started at DE and recorded one solo tackle, one tackle for a loss and one sack
- **12/31 at TEN:** Started at DE and recorded one solo tackle and one fumble recovery that he returned 67 yards for his first career touchdown
- **1/7 vs. BUF:** Started at DE and recorded one solo tackle
- **1/14 at PIT:** Started at DE and recorded three tackles (two solo), one tackle for a loss, one pass defended and one strip-sack that **Telvin Smith** returned 50 yards for a score

2016 (w/ JAX - 16/15)

One of two Jaguars rookies (**Jeremy Mincey**) to post 8.0-plus sacks, four-plus forced fumbles and at least one INT in a single season ... Finished second in the NFL behind S.D.'s **Joey Bosa** with 8.0 sacks by a rookie ... Joins K.C.'s **Tamba Hali** (2006), BAL's **Terrell Suggs** (2003), CAR's **Julius Peppers** (2002) and S.F.'s **Charles Haley** (1986) as the only rookies to post 8.0-plus tackles, four-plus forced fumbles and at least one INT in their rookie season

- **9/11 vs. G.B.:** Made two tackles (one solo) in NFL and Jaguars debut
- **9/18 at S.D.:** Made his first career start at LEO and made three tackles (two solo), including his first career sack-fumble in the second quarter
- **9/25 vs. BAL:** Registered his second consecutive game with a sack-fumble ... One of three players to register a sack and a forced fumble in consecutive games this season, joining BUF's **Lorenzo Alexander** and WAS' **Trent Murphy**
- **10/2 vs. IND:** Registered four tackles, including 1.0 sack, as well as his first career interception and third career forced fumble ... Only NFL player this season to register a sack, forced fumble and an interception in the same game
- **10/16 at CHI:** Started at LEO and made 1.0 sack, becoming the first rookie in team history to register a sack in four consecutive games ... Fourth player in Jaguars history to register a sack in four consecutive games (**Tony Brackens**, **Rob Meier** and **Gary Walker**)
- **10/23 vs. OAK:** Started at LEO and totaled two solo tackles
- **10/27 at TEN:** Started at LEO and recorded a QB hit
- **11/6 at K.C.:** Started at LEO and made one solo tackle and three QB hits

- **11/13 vs. HOU:** Started at LEO, making one solo tackle and one pass defended
- **11/20 at DET:** Started at LEO and tallied one solo tackle, a five-yard sack of QB **Matthew Stafford**
- **11/27 at BUF:** Started at LEO and picked up his sixth sack of the season, along with two tackles (one solo)
- **12/4 vs. DEN:** Started at LEO and exited the game with an ankle injury
- **12/11 vs. MIN:** Started at LEO and made one solo tackle and registered a forced fumble
- **12/18 at HOU:** Started at LEO and made one solo tackle
- **12/24 vs. TEN:** Started at LEO and registered 1.0 sack, with seventh sack tying team record for a rookie
- **1/1 at IND:** Started at LEO and registered two solo tackles, 1.0 sack and one tackle for a loss ... His eighth sack of the season to break rookie record held by Tony Brackens (7 in 1996)

COLLEGE (at Maryland, 2013-15)

- As a senior, selected First Team All-Big Ten by coaches and media
- Set Maryland's single-season sack record (13.5), breaking a record set by Mark Duda (1982) and Bruce Palmer (1978)
- Ranked second nationally in sacks per game
- Appeared in all 13 games as a true freshman

PERSONAL

- Son of Marlene Chantelly
- Honor roll student
- Worked as a volunteer with the homeless and helped mentor children
- Majored in African American studies
- Attended Friendship Collegiate Academy (Washington, D.C.)
- Named a first team Parade All-America and the 2012 D.C. Gatorade Player of the Year
- Rated a four-star recruit by Rivals, No. 11 OLB
- Helped lead the school to the DCSAA title as a senior

REGULAR SEASON CAREER STATISTICS										
YEAR	TEAM	GP/GS	TKL	SOLO	ASST	SACKS	FF	FR	PD	TFL
2016	JAX	16/15	23	20	3	8.0*	4	0	2	6
2017	JAX	16/16	30	24	6	12.0	6	2	0	10
NFL totals: 2 yrs.		32/31	53	44	9	20.0	10	2	2	16

*Team rookie record

POSTSEASON CAREER STATISTICS										
YEAR	TEAM	GP/GS	TKL	SOLO	ASST	SACKS	FF	FR	PD	TFL
2017	JAX	2/2	4	3	1	1.0	1	0	1	1
NFL totals: 2 yrs.		2/2	4	3	1	1.0	1	0	1	1

CAREER HIGHS		
	GAME	SEASON
Tackles:	4 (three times; last 10/22/17 at IND)	28 (2017)
Sacks:	2.5 (twice; last: 11/19/17 at CLE)	12.0 (2017)
Forced fumbles:	2 (twice; last: 11/19/17 at CLE)	6 (2017)
Fumble recoveries:	1 (twice, last 12/31/17 at TEN)	2 (2017)
Tackles for loss:	3 (10/22/17 at IND)	10 (2017)

2017 GAME-BY-GAME STATISTICS										
DATE	OPP	TKL	SOLO	ASST	ST	SACKS	FF	FR	PD	TFL
09/10	at Houston	4	3	1	0	2.0	2	1	0	0
09/17	vs. Tennessee	1	0	1	0	0.0	0	0	0	0
09/24	vs. Baltimore	2	2	0	0	0.0	0	0	0	1
10/01	at New York Jets	2	2	0	0	2.0	1	0	0	1
10/08	at Pittsburgh	1	0	1	0	0.0	0	0	0	0
10/15	vs. LA Rams	1	1	0	0	0.0	0	0	0	0
10/22	at Indianapolis	4	3	1	0	2.5	0	0	0	3
BYE WEEK										
11/05	vs. Cincinnati	2	2	0	0	0.0	0	0	0	1
11/12	vs. LA Chargers	0	0	0	0	0.0	0	0	0	0
11/19	at Cleveland	3	2	1	0	2.5	2	0	0	0
11/26	at Arizona	2	2	0	0	1.0	1	0	0	1
12/03	vs. Indianapolis	2	2	0	0	0.0	0	0	0	0
12/10	vs. Seattle	1	1	0	0	1.0	0	0	0	1
12/17	vs. Houston	2	1	1	0	0.0	0	0	0	1
12/24	at San Francisco	2	2	0	0	1.0	0	0	0	1
12/31	at Tennessee	1	1	0	0	0.0	0	1	0	0
2017 totals:		30	24	6	0	12.0	6	2	0	10
01/07	vs. Buffalo	1	1	0	0	0.0	0	0	0	0
01/14	at Pittsburgh	3	2	1	0	1.0	1	0	1	1
Postseason totals:		4	3	1	0	1.0	1	0	1	1

YANNICK NGAKOUE



2016 GAME-BY-GAME STATISTICS

DATE	OPP	TKL	SOLO	ASST	ST	SACKS	FF	FR	PD	TFL
09/11	vs. Green Bay	2	1	1	0	0.0	0	0	0	0
09/18	at San Diego	3	2	1	0	1.0	1	0	0	0
09/25	vs. Baltimore	1	1	0	0	1.0	1	0	0	0
10/02	vs. Indianapolis	4	4	0	0	1.0	1	0	1	1
BYE WEEK										
10/16	at Chicago	1	1	0	0	1.0	0	0	0	1
10/23	vs. Oakland	2	2	0	0	0.0	0	0	0	0
10/27	at Tennessee	0	0	0	0	0.0	0	0	0	0
11/06	at Kansas City	1	1	0	0	0.0	0	0	0	0
11/13	vs. Houston	1	1	0	0	0.0	0	0	1	0
11/20	at Detroit	1	1	0	0	1.0	0	0	0	1
11/27	at Buffalo	2	1	1	0	1.0	0	0	0	1
12/04	vs. Denver	0	0	0	0	0.0	0	0	0	0
12/11	vs. Minnesota	1	1	0	0	0.0	1	0	0	0
12/18	at Houston	1	1	0	0	0.0	0	0	0	0
12/24	vs. Tennessee	1	1	0	0	1.0	0	0	0	1
31/01	at Indianapolis	2	2	0	0	1.0	0	0	0	1
2016 totals:		23	20	3	0	8.0	4	0	2	6

Additional statistics: One interception on 10/2 vs. IND, seven-yard return

BRAD NORTMAN

3

BRAD NORTMAN

PUNTER

6-2 214 LBS.

WISCONSIN

BORN SEPTEMBER 12, 1989

BROOKFIELD, WISCONSIN

ACQ: UFA (CAROLINA) 2016

EXP: 6TH YEAR



TRANSACTIONS

Originally selected by Carolina in the sixth round (207th overall) of the 2012 NFL Draft ... Signed as an unrestricted free agent by Jacksonville on 3/10/15

PRO (Games played/started - 96/0, 8/0)

- Sixth-year punter has played in Carolina and Jacksonville
- Played in six postseason games, including Super Bowl 50

2017 (w/ JAX - 16/0, 2/0)

- **9/10 at HOU:** Punted four times for 187 yards (46.8 avg.) with a net average of 36.5 yards and a long punt of 61 yards
- **9/17 vs. TEN:** Punted five times for 246 yards (49.2 avg.) with a long punt of 59 yards
- **9/24 vs. BAL:** Punted three times for 150 yards (50.0 avg.) with a long punt of 60 yards
- **10/1 at NYJ:** Punted eight times for 361 yards (45.1 avg.) with a long punt of 61 yards and five punts inside the 20-yard line
- **10/8 at PIT:** Punted five times for 190 yards and landed three punts inside the 20-yard line
- **10/15 vs. LAR:** Punted seven times for 274 yards with two punts landing inside the 20-yard line, a long punt of 53 yards and had one punt blocked
- **10/22 at IND:** Punted two times for 107 yards, including a long punt of 61 yards
- **11/5 vs. CIN:** Punted two times for 94 yards, including season-long punt of 62 yards
- **11/12 vs. LAC:** Punted nine times for 431 yards (47.9 avg) and had three punts inside the 20-yard line and a long punt of 61 yards
- **11/19 at CLE:** Punted nine times for 354 yards, landing two punts inside the 20-yard line and had a long punt of 54 yards
- **11/26 at ARI:** Punted eight times for 396 yards, landing one punt inside the 20-yard line and had a long punt of 60 yards
- **12/3 vs. IND:** Punted two times for 76 yards and landed two punts inside the 20-yard line ... Also completed one pass for 29 yards to TE **James O'Shaughnessy** on a fake punt
- **12/10 vs. SEA:** Punted five times for 194 yards with one punt inside the 20-yard line
- **12/17 vs. HOU:** Punted six times for 283 yards with three punts inside the 20-yard line
- **12/24 at S.F.:** Punted four times for 156 yards with one punt inside the 20-yard line
- **12/31 at TEN:** Punted eight times for 336 yards with two punts inside the 20-yard line
- **1/7 vs. BUF:** Punted a franchise postseason record nine times for 399 yards with a long punt of 62 yards ... His three punts inside the 20 were the most in a single game in franchise postseason history
- **1/14 at PIT:** Punted four times for 131 yards, and tied the single game postseason franchise record he previously set vs. Buffalo with three punts in 20-yard line

2016 (w/ JAX - 16/0)

- **9/11 vs. G.B.:** Made Jaguars debut and punted twice for 125 yards (62.5 net avg.) and downed both inside the 5-yard line ... His 67-yard punt is the seventh-longest in franchise history
- **9/18 at S.D.:** Punted four times for 179 yards (44.8 avg.), including downing two punts inside the 20
- **9/25 vs. BAL:** Punted six times for 249 yards (41.5 avg.), including two punts downed inside the 20
- **10/2 vs. IND:** Punted five times for 269 yards (53.8 avg.), including a career-long 78-yard punt in the fourth quarter, the second-longest punt in Jaguars franchise history (Bryan Barker, 83) and longest in the NFL this season ... Had one punt downed inside the 20
- **10/16 at CHI:** Punted five times for 275 yards (55.0 avg.), including a 52.2 net avg. ... Downed two punts inside the 20, including his 100th career punt inside the 20
- **10/23 vs. OAK:** Punted five times for 239 yards (47.8 avg.) including a long punt of 56 yards
- **10/27 at TEN:** Punted six times for 275 yards (45.8 avg.) and downed one punt

inside the 20

- **11/6 at K.C.:** Punted four times for 167 yards (41.8 avg.) and downed one punt inside the 20 ... Tallied one special teams tackle
- **11/13 vs. HOU:** Punted three times for 115 yards
- **11/20 at DET:** Punted six times for 245 yards (40.8 avg.) and downed a career-high four punts inside the 20
- **11/27 at BUF:** Punted six times for 273 yards (45.5 avg., 31.7 net avg.), including two punts downed inside the 20 and a long of 61
- **12/4 vs. DEN:** Punted eight times for 369 yards (46.1 avg., 41.1 net avg.), including a career-high-tying four downed inside the 20 and long of 65
- **12/11 vs. MIN:** Punted four times for 163 yards (40.8 avg., 38.5 net avg.), including one downed inside the 20
- **12/18 at HOU:** Punted six times for 315 yards (52.5 avg., 46.2 net avg.) including a long punt of 67 yards
- **12/24 vs. TEN:** Punted three times for 143 yards (47.7 avg., 48.3 net avg.)
- **1/1 at IND:** Punted four times for 188 yards (47.0 avg., 42.0 net avg.), landing three inside the 20-yard line

2015 (w/ CAR - 16/0, 3/0)

Played in all 16 games, including three playoff contests ... Season totals include 70 punts for 3,175 yards (45.4 avg.), including a 39.8 net average ... Downed 20 punts inside the 20

- **9/20 vs. HOU:** Punted five times for 377 yards for a season-best 53.9 average
- **11/15 at TEN:** Punted four times for a season-high 47.3 net average
- **02/07 vs. DEN:** Punted seven times for 315 yards (45.0 avg.) in Super Bowl 50

2014 (w/ CAR - 16/0, 2/0)

Played in all 16 games, including two postseason games ... Generated a gross average of 44.9 yards and net average of 36.5 yards with a career-high 26 punts inside the 20, five touchbacks, two blocks and a long of 72 yards on 72 punts ... Served as holder on extra points and field goals

- **10/19 at G.B.:** Compiled a season-high 53.9-yard gross average, the second highest of his career, on a season-high seven punts
- **11/16 vs. ATL:** Equaled second-longest punt in team history and matched career long with a 72-yard boot ... Produced a season-high 48.3-yard net average
- **1/3 vs. ARI:** Tied team record for the most punts inside the 20 in a postseason game with three

2013 (w/ CAR - 16/0, 1/0)

Played in all 16 games, including one playoff contest ... Set Carolina records with a gross average of 47.8 yards, which ranked second in the NFC and fourth in the NFL, and net average of 41.6 yards, which ranked fourth in the NFC and fifth in the NFL ... Punted 70 times with a career-high 25 inside the 20, five touchbacks and a career long of 72 yards

- **11/24 at MIA:** Established a Carolina single-game record with a 56.7-yard gross average on seven punts ... Uncorked a career-long 72-yard punt, matching the second-longest punt in team history
- **12/22 vs. N.O.:** Generated a season-high net average of 47.0 yards on a season-high eight punts with two inside the 20 ... Pinned the Saints at their 2-yard line and 3-yard line
- Named NFC Special Teams Player of the Month for December, compiling a 48.1 gross average and 44.0-yard net average with eight inside the 20 and had at least one punt longer than 50 yards in all five games

2012 (w/ CAR - 16/0)

Recorded a gross average of 43.0 yards and net average of 36.5 yards with 20 punts inside the 20, seven touchbacks, one block of 63 yards on 76 punts

- **10/7 vs. SEA:** Booted a career-long 63-yard punt
- **11/4 at WAS:** Landed a season-high three punts inside the 20
- **11/11 vs. DEN:** Produced a season-high 50.1-yard gross average on a career-high nine punts
- **12/23 vs. OAK:** Generated a season-high 48.3-yard net average

COLLEGE (at Wisconsin, 2008-11)

- Played in 52 games, taking over the Badgers' punting duties as a freshman
- Generated gross average of 42.1 yards and net average of 36.7 yards with 69 punts inside the 20, 19 touchbacks, four blocks and long of 76 yards on 199 punts, the fourth most in school history
- Gross average ranks as the third highest in UW history
- Thirty five punts traveled more than 50 yards and 53 resulted in fair catches
- Majored in accounting

PERSONAL

- Attended Central High School in Brookfield, Wis.
- Ranked as the No. 4 punter in the nation by Rivals.com and No. 8 by Scout.com
- Parents are William and Jane Nortman
- Married to wife, Lexi
- Twitter handle is @BradNortmanisms

BRAD NORTMAN



2013 GAME-BY-GAME STATISTICS

DATE	OPP	PUNTS	YARDS	GROSS		NET				
				AVG.	FC	AVG.	IN 20	LG	BLK	
09/08	vs. Seattle	5	239	47.8	0	38.2	2	57	0	
09/15	at Buffalo	5	257	51.4	2	43.6	3	62	0	
09/22	vs. N.Y. Giants	2	97	48.5	0	38.5	0	49	0	
BYE WEEK										
10/06	at Arizona	4	195	48.8	0	38.8	1	63	0	
10/13	at Minnesota	3	99	33.0	2	33.0	3	34	0	
10/20	vs. St. Louis	3	154	51.3	0	42.7	1	56	0	
10/24	at Tampa Bay	4	216	43.2	1	42.0	3	59	0	
11/03	vs. Atlanta	3	128	42.7	1	37.3	2	57	0	
11/10	at San Francisco	7	320	45.7	0	37.9	2	65	0	
11/18	vs. New England	2	87	43.5	1	37.0	0	50	0	
11/24	at Miami	7	397	56.7	0	46.6	0	72	0	
12/01	vs. Tampa Bay	3	138	46.0	2	46.0	1	55	0	
12/08	at New Orleans	5	227	45.4	1	42.0	1	57	0	
12/15	vs. N.Y. Jets	2	92	46.0	0	46.0	1	52	0	
12/22	vs. New Orleans	8	406	50.8	1	47.0	2	60	0	
12/29	at Atlanta	6	292	48.7	2	39.7	3	64	0	
2013 totals:		70	3,344	47.8	13	41.6	25	72	0	
01/12	vs. San Francisco	2	84	42.0	2	42.0	1	51	0	
Postseason totals:		2	84	42.0	2	42.0	1	51	0	




2012 GAME-BY-GAME STATISTICS

DATE	OPP	PUNTS	YARDS	GROSS		NET				
				AVG.	FC	AVG.	IN 20	LG	BLK	
09/09	at Tampa Bay	5	199	39.8	3	33.2	2	47	1	
09/16	vs. New Orleans	5	229	45.8	1	35.8	2	58	0	
09/20	vs. N.Y. Giants	3	125	41.7	1	33.0	1	44	0	
09/30	at Atlanta	6	271	45.2	3	42.3	2	49	0	
10/07	vs. Seattle	7	318	45.4	0	39.9	2	63	0	
BYE WEEK										
10/21	vs. Dallas	6	248	41.3	2	38.5	2	55	0	
10/28	at Chicago	3	77	25.7	0	22.0	0	36	0	
11/04	at Washington	5	161	32.2	0	33.0	3	49	0	
11/11	vs. Denver	9	451	50.1	1	36.2	1	59	0	
11/18	vs. Tampa Bay	6	274	45.7	1	39.8	1	55	0	
11/26	at Philadelphia	5	188	37.6	3	31.2	0	44	0	
12/02	at Kansas City	4	184	46.0	2	39.5	1	51	0	
12/09	vs. Atlanta	2	88	44.0	1	34.0	1	58	0	
12/16	at San Diego	4	158	39.5	2	28.8	1	44	0	
12/23	vs. Oakland	4	195	48.8	0	48.3	1	55	0	
12/30	at New Orleans	2	101	50.5	0	41.0	0	54	0	
2012 totals:		76	3,267	43.0	7	37.0	20	63	1	

PATRICK OMAMEH

77 PATRICK OMAMEH

OFFENSIVE LINEMAN
6-4 327 LBS.
MICHIGAN
BORN DECEMBER 29, 1989
COLUMBUS, OHIO
ACQ: FREE AGENT 2016
EXP: 5TH YEAR



- Earned first-team All-Big Ten honors as a senior
- Named to the 2012 Allstate AFCA Good Works Team

PERSONAL

- Attended St. Francis De Sales High School (Columbus, Ohio)
- Earned first-team all-state honors as a senior
- Born Patrick Omameh on December 29, 1989 in Columbus, Ohio

TRANSACTIONS

Originally signed with San Francisco as an undrafted rookie on 5/7/13 ... Signed by Tampa Bay from San Francisco's practice squad on 10/11/13 ... Waived by Tampa Bay on 9/4/15 ... Claimed off waivers by Chicago on 9/6/15 ... Signed with Jacksonville as a free agent on 6/2/16 ... Placed on injured reserve on 11/21/16

PRO (Games played/started - 53/44, 2/2)

- Fifth-year OG has spent time with Tampa Bay, Chicago and Jacksonville
- Began career as an undrafted free agent with San Francisco in 2013

2017 (w/ JAX - 13/13, 2/2)

- **9/10 at HOU:** Started at LG and helped pave the way for the team to rush for 155 yards ... Did not allow a sack
- **9/17 vs. TEN:** Started at LG
- **9/24 vs. BAL:** Started at LG and helped the team rush for 166 yards and did not allow a sack
- **10/1 at NYJ:** Started at LG and helped the team rush for 175 yards
- **10/8 at PIT:** Started at LG and helped the team rush for 231 yards
- **10/15 vs LAR:** Started at LG and helped the team rush for 169 yards
- **10/22 at IND:** Started at LG and helped the team rush for 188 yards
- **11/5 vs. CIN:** Started at LG and helped the team rush for 149 yards ... Part of a unit that did not allow a sack for the third time this season
- **11/12 vs. LAC:** Started at LG and played through the first half, helping the team rush for 135 yards
- **11/19 at CLE:** Inactive (knee)
- **11/26 at ARI:** Inactive (knee)
- **12/3 vs. IND:** Inactive (knee)
- **12/10 vs. SEA:** Returned to the starting lineup at LG and helped the team rush for 156 yards and did not allow a sack
- **12/17 vs. HOU:** Started at LG and helped the team rush for 138 yards
- **12/24 at S.F.:** Started at LG
- **12/31 at TEN:** Started at LG
- **1/7 vs. BUF:** Started at LG
- **1/14 at PIT:** Started at LG and helped the team rush for 164 yards and did not allow a sack

2016 (w/ JAX - 10/7)

Placed on injured reserve on 11/21/16 after starting seven of 10 games played

- **9/11 vs. G.B.:** Played five snaps on special teams in Jaguars debut
- **9/18 at S.D.:** Saw action at LT after **Kelvin Beachum** exited the game in the third quarter
- **9/25 vs. BAL:** Saw action on special teams
- **10/2 vs. IND:** Started as an extra offensive lineman and then played 58 snaps at LG after **Luke Joeckel's** knee injury
- **10/16 at CHI:** Started at LG
- **10/23 vs. OAK:** Started at LG
- **10/27 at TEN:** Started at LG
- **11/6 at K.C.:** Started at LG, helping the team rush for a season-high 205 yards
- **11/13 vs. HOU:** Started at LG
- **11/20 at DET:** Started at LG before exiting the game with a foot injury

2015 (w/ CHI - 14/9)

Appeared in 14 games (9 starts) at RG

2014 (w/ T.B. - 16/16)

Started all 16 games at RG

- **9/7 vs. WAS:** Made NFL debut and his first career start
- **9/14 vs. STL:** Started at right guard helping pave the way for Bobby Rainey's 144-yard rushing day
- **12/28 vs. NO:** Helped pave the way for 183 rushing yards by the Buccaneers, the most the team had recorded since 2013 (11/17/13 vs. Atlanta)

2013 (w/ T.B. - 0/0)

Inactive all 16 games

COLLEGE (at Michigan 2008-12)

• Started 41-of-45 games at Michigan (2008-12), including every game his final three seasons

JAMES O'SHAUGHNESSY

80 JAMES O'SHAUGHNESSY

TIGHT END
6-4 245 LBS
ILLINOIS STATE
BORN JANUARY 14, 1992
NAPERVILLE, ILLINOIS
ACQ: WAIVERS (NEW ENGLAND) 2017
EXP: 3RD YEAR



TRANSACTIONS

Originally drafted by Kansas City in the fifth round (173rd overall) in the 2015 NFL Draft ... Traded to New England with a 2017 sixth-round draft selection (216th overall) in exchange for a 2017 fifth-round draft selection (183rd overall) on 4/29/17 ... Waived by New England on 9/2/17 ... Signed by Jacksonville on 9/3/17

PRO (Games played/started - 39/7, 3/1)

Appeared in 38 games over three seasons, recording 22 receptions for 235 yards

2017 (w/ JAX - 16/1, 2/1)

- **9/10 at HOU:** Saw action at TE and recorded one reception for 18 yards and recorded one special teams tackle
- **9/17 vs. TEN:** Saw action at TE and on special teams
- **9/24 vs. BAL:** Recorded one reception for 12 yards
- **10/1 at NYJ:** Saw action at TE and on special teams
- **10/8 at PIT:** Saw action at TE and on special teams and recorded one solo special teams tackle
- **10/15 vs LAR:** Recorded two receptions for 11 yards
- **10/22 at IND:** Saw action at TE and on special teams
- **11/5 vs. CIN:** Recorded one reception for six yards
- **11/12 vs. LAC:** Saw action at TE and on special teams
- **11/19 at CLE:** Recorded one reception for 12 yards and saw action on special teams
- **11/26 at ARI:** Recorded one reception for seven yards
- **12/3 vs. IND:** Recorded one reception for 29 yards on a fake punt with P Brad Nortman throwing him the pass
- **12/10 vs. SEA:** Saw action at TE and on special teams
- **12/17 vs. HOU:** Recorded one reception for 15 yards
- **12/24 at S.F.:** Recorded five receptions for 39 yards and his first career TD
- **12/31 at TEN:** Started at TE and saw action on special teams
- **1/7 vs. BUF:** Started at TE and saw action on special teams
- **1/14 at PIT:** Recorded one reception for 19 yards

2016 (w/ K.C. - 16/3, 1/0)

Appeared in all 16 games, making three starts and recording two receptions for minus-one yard

2015 (w/ K.C. - 7/3)

Appeared in all 7 games, making three starts and recorded six receptions for 87 yards ... Was placed on injured/reserve on 11/17/15

COLLEGE (at Illinois State, 2010-14)

- Played in 49 games with 37 starts, totaling 67 receptions for 1,170 yards and 14 TDs
- Earned All-Missouri Valley Football Conference second-team honors as a senior after totaling 29 receptions for 544 yards and nine TDs

PERSONAL

- Attended Naperville North High School
- Three-year letterman

REGULAR SEASON CAREER STATISTICS

YEAR	TEAM	GP/GS	NO	YDS	AVG	LG	TD
2015	KC	7/3	6	87	14.5	30	0
2016	KC	16/3	2	-1	-0.5	0	0
2017	JAX	16/1	14	149	10.6	29	1
NFL totals: 3 yrs.		39/7	22	235	10.7	30	1

POSTSEASON CAREER STATISTICS

YEAR	TEAM	GP/GS	NO	YDS	AVG	LG	TD
2016	K.C.	1/0	0	0	0.0	-	0
2017	JAX	2/1	1	19	19.0	19	0
NFL totals: 3 yrs.		3/1	1	19	19.0	19	0

2017 GAME-BY-GAME STATISTICS

DATE	OPP	RECs	YDS	AVG.	LG	TD
09/10	at Houston	1	18	18.0	18	0
09/17	vs. Tennessee	0	0	0.0	-	0
09/24	vs. Baltimore	1	12	12.0	12	0
10/01	at New York Jets	0	0	0.0	-	0
10/08	at Pittsburgh	0	0	0.0	-	0
10/15	vs. LA Rams	2	11	5.5	9	0
10/22	at Indianapolis	0	0	0.0	-	0
BYE WEEK						
11/05	vs. Cincinnati	1	6	6.0	6	0
11/12	vs. LA Chargers	0	0	0.0	-	0
11/19	at Cleveland	1	12	12.0	12	0
11/26	at Arizona	1	7	7.0	7	0
12/03	vs. Indianapolis	1	29	29.0	29	0
12/10	vs. Seattle	0	0	0.0	-	0
12/17	vs. Houston	1	15	15.0	15	0
12/24	at San Francisco	5	39	7.8	11	1
12/31	at Tennessee	0	0	0.0	-	0
2017 totals:		14	149	10.6	29	1
01/07	vs. Buffalo	0	0	0.0	-	0
01/14	at Pittsburgh	1	19	19.0	19	0
Postseason totals:		1	19	19.0	19	0


Additional Statistics: two special teams tackles

JERMEY PARNELL

78

JERMEY PARNELL

OFFENSIVE LINEMAN
6-6 326 LBS.
MISSISSIPPI
BORN JULY 20, 1986
BLYTHEVILLE, ARKANSAS
ACQ: UFA (DALLAS) 2015
EXP: 7TH YEAR



TRANSACTIONS

Originally signed by New Orleans as an undrafted rookie on 5/4/09 ... Waived on 9/4/09 ... Signed by New Orleans to the practice squad on 9/6/09 ... Waived on 9/4/10 ... Claimed off waivers by Miami on 9/5/10 ... Waived on 9/25/10 ... Signed by New Orleans to the practice squad on 9/28/10 ... Signed by Dallas to the 53-man roster on 10/24/10 ... Signed by Jacksonville as an unrestricted free agent on 3/11/15

PRO (Games played/started - 98/51, 4/4)

- Seventh-year OT spent time with New Orleans, Miami and Dallas before signing with Jacksonville on 3/11/15
- Blocked for NFL's leading rusher RB **DeMarco Murray** in 2014 and did not allow a sack at RT
- Began career as an undrafted free agent with New Orleans in 2009

2017 (w/ JAX - 13/13, 2/2)

- **9/10 at HOU:** Started at RT and helped pave the way for the team to rush for 155 yards ... Did not allow a sack
- **9/17 vs. TEN:** Started at RT
- **9/24 vs. BAL:** Started at RT and helped the team rush for 166 yards and did not allow a sack
- **10/1 at NYJ:** Started at RT and helped the team rush for 175 yards
- **10/8 at PIT:** Started at RT and helped the team rush for 231 yards
- **10/15 vs LAR:** Started at RT and helped the team rush for 169 yards
- **10/22 at IND:** Started at RT and helped the team rush for 188 yards
- **11/5 vs. CIN:** Started at RT and helped the team rush for 149 yards ... Part of a unit that did not allow a sack for the third time this season
- **11/12 vs. LAC:** Inactive (knee)
- **11/19 at CLE:** Inactive (knee)
- **11/26 at ARI:** Inactive (knee)
- **12/3 vs. IND:** Started at RT
- **12/10 vs. SEA:** Started at RT and helped the team rush for 156 yards and did not allow a sack
- **12/17 vs. HOU:** Started at RT and helped the team rush for 138 yards
- **12/24 at S.F.:** Started at RT
- **12/31 at TEN:** Started at RT
- **1/7 vs. BUF:** Started at RT
- **1/14 at PIT:** Started at RT and helped the team rush for 164 yards and did not allow a sack

2016 (w/ JAX - 16/16)

Part of a unit that allowed the team's fewest sacks since 2007 (34)

- **9/11 vs. G.B.:** Started at RT in his 70th career game
- **9/18 at S.D.:** Started at RT
- **9/25 vs. BAL:** Started at RT
- **10/2 vs. IND:** Started at RT and played in all 72 offensive snaps, helping the team rush for 136 yards
- **10/16 at CHI:** Started at RT
- **10/23 vs. OAK:** Started at RT
- **10/27 at TEN:** Started at RT
- **11/6 at K.C.:** Started at RT, helping the team rush for a season-high 205 yards
- **11/13 vs. HOU:** Started at RT
- **11/20 at DET:** Started at RT and was part of an offensive line that did not allow a sack
- **11/27 at BUF:** Started at RT and helped the team rush for 183 yards
- **12/4 vs. DEN:** Started at RT and helped the team rush for 154 yards
- **12/11 vs. MIN:** Started at RT
- **12/18 at HOU:** Started at RT
- **12/24 vs. TEN:** Started at RT
- **1/1 at IND:** Started at RT, helping the team rush for 182 yards

2015 (w/ JAX - 15/15)

Played in 15 games with a career-high 15 starts at RT

- **9/13 vs. CAR:** Made his Jaguars debut at RT in team's season opener
- **9/20 vs. MIA:** Started at RT, helped the Jaguars rush for 123 yards and did not allow a sack
- **10/4 at IND:** Started at RT, helping RB **T.J. Yeldon** rush for 100+ yards
- **10/25 vs. BUF:** Started at RT, helping RB T.J. Yeldon rush for a season-high 115 yards

- **12/13 vs. IND:** Started at RT, helping the Jaguars rush for a season-high 154 yards

2014 (w/ DAL - 16/5, 2/2)

Appeared in all 16 games with a career-high five starts at RT ... Also saw time on special teams and as extra OL in jumbo packages ... Had only one penalty for five yards ... Did not allow a sack ... Part of OL that ranked ninth in the NFL with 30 sacks allowed ... Blocked for Pro Bowl QB **Tony Romo** who led NFL in passer rating (113.2), completion percentage (69.9) and yards-per-attempt (8.52) ... Part of OL that blocked for NFL rushing leader RB **DeMarco Murray** who set franchise record with 1,845 rushing yards and NFL-high 2,261 yard from scrimmage ... Cowboys finished season ranked second in rushing yards per game (147.1)

- **10/19 vs. NYG:** Made first start of the season in place of OL **Doug Free** and blocked for DeMarco Murray's seventh consecutive 100-yard game, the first player in NFL history with seven straight 100-yard games to open a season
- **1/4 vs. DET:** Made postseason debut with a start at RT

2013 (w/ DAL - 16/1)

Played in all 16 games for the second consecutive season and made one start ... Saw most of his action in jumbo packages and on special teams

2012 (w/ DAL - 16/1)

Saw action in all 16 games for the first time in his career ... Rotated series at RT with Doug Free for the last two months of the season

- **11/22 vs. WAS:** Made first career start

2011 (w/ DAL - 6/0)

Saw action in six games, mainly on special teams

2010 (w/ MIA - 0/0; w/ DAL - 0/0)

Spent the preseason with New Orleans before he was waived on final cuts ... Was claimed off waivers by Miami on Sept. 5 and waived on Sept. 25 ... Signed by New Orleans to practice squad on Sept. 28 before he was signed to Dallas' 53-man roster on Oct. 14 ... Was inactive for all 12 games with the Cowboys

2009 (w/ NO - ps)

Spent the entire regular season on New Orleans' practice squad after signing as a rookie free agent

COLLEGE (at Mississippi, 2006-09)

- Played only one season of collegiate football
- Saw action as a senior for the first time since eighth grade and played in five games as a defensive lineman
- Was a four-year letterman for the Rebels basketball team
- Played in 30 games with seven starts as a senior, averaging 3.7 points and 3.3 rebounds while ranking second on the team with 22 blocked shots
- Majored in art

PERSONAL

- Attended Gosnell High School in Arkansas
- Two-time first-team all-state selection in basketball
- Averaged 21 points, 13 rebounds, five assists and four blocks a game as a senior
- Played summer basketball in China in 2005 and 2006, and also played AAU for the Arkansas Wings

TYLER PATMON

23

TYLER PATMON



CORNERBACK

5-10 188 LBS

OKLAHOMA STATE

BORN JANUARY 26, 1991

ROUND ROCK, TEXAS

ACQ: FREE AGENT 2017

EXP: 3RD YEAR

TRANSACTIONS

Signed as an undrafted rookie by Dallas on 5/21/14 ... Waived on 12/15/15 ... Signed by Miami to the practice squad on 12/17/15 ... Promoted to the active roster on 12/26/15 ... Waived on 7/31/16 ... Claimed off waivers by Tennessee on 8/1/16 ... Waived on 8/30/16 ... Signed by Kansas City to the practice squad on 10/20/16 ... Waived on 11/2/16 ... Signed by Kansas City to the practice squad on 11/8/16 ... Waived on 11/9/16 ... Signed by Carolina to the practice squad on 11/22/16 ... Promoted to the active roster on 1/2/17 ... Waived by Carolina 5/1/17 ... Signed by Jacksonville as a free agent on 5/22/17

PRO (Games played/started - 37/2, 4/0)

Third-year CB has played in 36 games with two starts with Dallas and Miami

2017 (w/ JAX - 13/0, 2/0)

- 9/10 at HOU: Did not play
- 9/17 vs. TEN: Did not play
- 9/24 vs. BAL: Recorded two solo tackles
- 10/1 at NYJ: Saw action on special teams
- 10/8 at PIT: Saw action at CB and on special teams
- 10/15 vs LAR: Saw action on special teams
- 10/22 at IND: Saw action at CB
- 11/5 vs. CIN: Inactive
- 11/12 vs. LAC: Saw action at CB and on special teams
- 11/19 at CLE: Assisted on one tackle and saw action on special teams
- 11/26 at ARI: Saw action on special teams
- 12/3 vs. IND: Saw action at CB and on special teams
- 12/10 vs. SEA: Saw action at CB and on special teams
- 12/17 vs. HOU: Saw action at CB and on special teams
- 12/24 at S.F.: Saw action on special teams
- 12/31 at TEN: Saw action on special teams
- 1/7 vs. BUF: Saw action in relief of Aaron Colvin and recorded one solo tackle and one pass defensed
- 1/14 at PIT: Recorded one solo special teams tackle

2016 (w/ K.C. & CAR - ps)

Attended training camp with Tennessee and was waived during the preseason ... Had stints on the practice squads in Kansas City and Carolina ... Spent Weeks 7-8 and part of Week 10 on the Chiefs' practice squad and Weeks 12-17 on the Panthers' practice squad

2015 (w/ DAL - 11/2; w/ MIA - 2/0)

Played in 13 games with two starts with Dallas and Miami in addition to spending one game on the Dolphins' practice squad ... Totaled 15 tackles and six passes defensed, all with the Cowboys

- 9/20 at PHI: Made his first NFL start

2014 (w/ DAL - 11/0, 2/0)

Played in 11 regular-season contests and was inactive for five games ... Posted six tackles, one INT (returned for TD), one pass defensed and contributed five special teams tackles ... Played in the NFC wild-card game versus Detroit and NFC divisional playoff at Green Bay

COLLEGE (at Oklahoma State, 2013; Kansas, 2010-12)

- Finished career at Oklahoma State after transferring from Kansas following graduation with one season of eligibility remaining
- Totaled 176 tackles, 15.5 tackles for loss, seven INTs, 2.0 sacks, 31 passes defensed, one forced fumble and two fumble recoveries in 48 games with 33 starts for the Cowboys and Jayhawks
- As a senior at OSU, played in 13 games and produced 30 tackles, four tackles for loss, one INT and tied for the team lead with nine passes defensed along with one forced fumble and one fumble recovery (returned 78 yards for a TD)

PERSONAL

- Attended Vista Ridge High School in Cedar Park, Texas

REGULAR SEASON CAREER STATISTICS

DATE	TEAM	GP/GS	TKL	SOLO	ASST	TFL	SACKS	ST	FF	FR	INT	PD
2014	DAL	11/0	8	7	1	0	0.0	0	0	0	1	1
2015	DAL	11/2	13	11	2	0	0.0	0	0	0	0	6
2015	DET	2/0	0	0	0	0	0.0	0	0	0	0	0
2016	K.C./CAR					ps						
2017	JAX	13/0	3	2	1	0	0.0	0	0	0	0	0
NFL totals:		3 yrs. 37/2	2	20	4	0	0.0	0	0	0	1	7

Additional statistics: two kick returns for 26 yards in 2015 with Dallas

POSTSEASON CAREER STATISTICS

DATE	TEAM	GP/GS	TKL	SOLO	ASST	TFL	SACKS	ST	FF	FR	INT	PD
2014	DAL	2/0	3	3	0	0	0.0	2	0	0	0	0
2017	JAX	2/0	1	1	0	0	0.0	1	0	0	0	1
NFL totals:		3 yrs. 4/0	4	4	0	0	0.0	3	0	0	0	1

CAREER HIGHS

	GAME	SEASON
Tackles:	6 (12/29/13 at N.E.)	23 (2014)
Sacks:	1.0 (fives times; last: 9/27/15 at MIA)	3.0 (2014)
Forced fumbles:	1 (two times, last: 9/27/15 at MIA)	1 (2013, '14)
Fumble recoveries:	1 (10/26/14 at NYJ)	1 (2014)

2017 GAME-BY-GAME STATISTICS

DATE	OPP	TKL	SOLO	ASST	ST	SACKS	FF	FR	PD	INT
09/10	at Houston				DNP					
09/17	vs. Tennessee				DNP					
09/24	vs. Baltimore	2	2	0	0	0.0	0	0	0	0
10/01	at New York Jets	0	0	0	0	0.0	0	0	0	0
10/08	at Pittsburgh	0	0	0	0	0.0	0	0	0	0
10/15	vs. LA Rams	0	0	0	0	0.0	0	0	0	0
10/22	at Indianapolis	0	0	0	0	0.0	0	0	0	0
	BYE WEEK									
11/05	vs. Cincinnati				Inactive					
11/12	vs. LA Chargers	0	0	0	0	0.0	0	0	0	0
11/19	at Cleveland	1	0	1	0	0.0	0	0	0	0
11/26	at Arizona	0	0	0	0	0.0	0	0	0	0
12/03	vs. Indianapolis	0	0	0	0	0.0	0	0	0	0
12/10	vs. Seattle	0	0	0	0	0.0	0	0	0	0
12/17	vs. Houston	0	0	0	0	0.0	0	0	0	0
12/24	at San Francisco	0	0	0	0	0.0	0	0	0	0
12/31	at Tennessee	0	0	0	0	0.0	0	0	0	0
2017 totals:		3	2	1	0	0.0	0	0	0	0
01/07	vs. Buffalo	1	1	0	0	0.0	0	0	1	0
01/14	at Pittsburgh	0	0	0	1	0.0	0	0	0	0
Postseason totals:		1	1	0	1	0.0	0	0	1	0

DONALD PAYNE

52

DONALD PAYNE



LINEBACKER

5-11 217 LBS

STETSON UNIVERSITY

BORN JULY 12, 1994

FAYETTEVILLE, GEORGIA

ACQ: WAIVERS (BALTIMORE) 2017

EXP: ROOKIE

TRANSACTIONS

Originally signed by Baltimore as an undrafted free agent on 4/29/17 ... Waived by Baltimore on 9/2/17 ... Signed by Jacksonville on 9/3/17

PRO (Games played/started - 13/0, 2/0)

Spent offseason program and training camp with the Baltimore Ravens before being claimed off waivers by Jacksonville

2017 (w/ JAX - 13/0, 2/0)

Leads the team with 12 special teams tackles

- **9/10 at HOU:** Saw action on special teams and recorded one solo special teams tackle
- **9/17 vs. TEN:** Saw action on special teams
- **9/24 vs. BAL:** Saw action on special teams
- **10/1 at NYJ:** Did not play
- **10/8 at PIT:** Saw action on special teams
- **10/15 vs. LAR:** Inactive
- **10/22 at IND:** Saw action on special teams and recorded two special teams tackles (one solo)
- **11/5 vs. CIN:** Recorded one solo special teams tackle
- **11/12 vs. LAC:** Led the team with three solo special teams tackles
- **11/19 at CLE:** Recorded one solo special teams tackle before leaving the game with a hamstring injury and not returning
- **11/26 at ARI:** Inactive (hamstring)
- **12/3 vs. IND:** Saw action on special teams
- **12/10 vs. SEA:** Recorded one solo special teams tackle
- **12/17 vs. HOU:** Recorded one solo special teams tackle
- **12/24 at S.F.:** Saw action on special teams
- **12/31 at TEN:** Recorded two special teams tackles (one solo)
- **1/7 vs. BUF:** Recorded two special teams tackles (one solo)
- **1/14 at PIT:** Recorded one solo special teams tackle

COLLEGE (at Stetson University, 2013-16)

- Three-time Defensive Player of the Year in the Pioneer Football League
- Played in 44 career games and totaled 538 tackles (344 solo), nine INTs, 14.0 sacks, 65.5 tackles for a loss, 42 passes defensed, seven forced fumbles, eight fumble recoveries and three blocked kicks
- 2013 Pioneer Football League Defensive Rookie of the Year

PERSONAL

- Attended Landmark Christian (Fayetteville, Ga.) where he was first team All-State as a senior and was also named first team All-Region his final three years

REGULAR SEASON CAREER STATISTICS

YEAR	TEAM	GP/GS	TKL	SOLO	ASST	ST	SACKS	FF	FR	PD
2017	JAX	13/0	0	0	0	12	0.0	0	0	0
NFL totals: 1 yr.		13/0	0	0	0	12	0.0	0	0	0

POSTSEASON CAREER STATISTICS

YEAR	TEAM	GP/GS	TKL	SOLO	ASST	ST	SACKS	FF	FR	PD
2017	JAX	2/0	0	0	0	3	0.0	0	0	0
NFL totals: 1 yr.		2/0	0	0	0	3	0.0	0	0	0

2017 GAME-BY-GAME STATISTICS

DATE	OPP	TKL	SOLO	ASST	TFL	SACKS	ST	FF	FR	INT	PD
09/10	at Houston	0	0	0	0	0.0	1	0	0	0	0
09/17	vs. Tennessee	0	0	0	0	0.0	0	0	0	0	0
09/24	vs. Baltimore	0	0	0	0	0.0	0	0	0	0	0
10/01	at New York Jets				DNP						
10/08	at Pittsburgh	0	0	0	0	0.0	0	0	0	0	0
10/15	vs. LA Rams				Inactive						
10/22	at Indianapolis	0	0	0	0	0	2	0	0	0	0
	BYE WEEK										
11/05	vs. Cincinnati	0	0	0	0	0	1	0	0	0	0
11/12	vs. LA Chargers	0	0	0	0	0	3	0	0	0	0
11/19	at Cleveland	0	0	0	0	0	1	0	0	0	0
11/26	at Arizona				Inactive						
12/03	vs. Indianapolis	0	0	0	0	0	0	0	0	0	0
12/10	vs. Seattle	0	0	0	0	0	1	0	0	0	0
12/17	vs. Houston	0	0	0	0	0	1	0	0	0	0
12/24	at San Francisco	0	0	0	0	0	0	0	0	0	0
12/31	at Tennessee	0	0	0	0	0	2	0	0	0	0
2017 totals:		0	0	0	0	0.0	12	0	0	0	0
01/07	vs. Buffalo	0	0	0	0	0.0	2	0	0	0	0
01/14	at Pittsburgh	0	0	0	0	0.0	1	0	0	0	0
Postseason totals:		0	0	0	0	0.0	3	0	0	0	0

CARROLL PHILLIPS

59

CARROLL PHILLIPS

DEFENSIVE END

6-3 242 LBS

ILLINOIS

BORN SEPTEMBER 2, 1992

MIAMI, FLORIDA

ACQ: FREE AGENT 2017

EXP: ROOKIE



TRANSACTIONS

Originally signed by Jacksonville as an undrafted free agent on 5/1/17 ... Waived by Jacksonville on 9/2/17 ... Signed to the practice squad by Jacksonville on 9/4/17 ... Promoted to the active roster on 12/2/17

PRO (Games played/started - 4/0, 2/0)

Rookie DE spent the 2017 training camp with Jacksonville and was signed to the practice squad before the start of the regular season

2017 (w/ JAX - 4/0, 2/0)

Spent the first 12 weeks of the season on the team's practice squad

- **12/3 vs. IND:** Made his NFL debut and saw action on special teams
- **12/10 vs. SEA:** Saw action on special teams
- **12/17 vs. HOU:** Saw action on special teams
- **12/24 at S.F.:** Inactive
- **12/31 at TEN:** Saw action on special teams
- **1/7 vs. BUF:** Saw action on special teams
- **1/14 at PIT:** Saw action on special teams

COLLEGE (at Illinois, 2014-16)

- Saw action in 31 career games and totaled 88 tackles (47 solo), 25.5 tackles for a loss, 12.0 sacks and three fumble recoveries
- In 2016, he recorded 56 tackles (30 solo), 20.0 tackles for loss and nine sacks
- Named to the All-Big Ten first team (media), the first Illinois first-team selection since 2011

PERSONAL

- Attended Miami Central High School and was a three-star recruit by ESPN.com, Rivals and 247Sports
- Helped lead Miami Central to 2010 Florida Class 6A state championship with a 14-1 record

REGULAR SEASON CAREER STATISTICS

YEAR	TEAM	GP/GS	TKL	SOLO	ASST	ST	SACKS	FF	FR	PD
2017	JAX	4/0	0	0	0	0	0.0	0	0	0
NFL totals: 1 yr.		4/0	0	0	0	0	0.0	0	0	0

POSTSEASON CAREER STATISTICS

YEAR	TEAM	GP/GS	TKL	SOLO	ASST	ST	SACKS	FF	FR	PD
2017	JAX	2/0	0	0	0	0	0.0	0	0	0
NFL totals: 1 yr.		2/0	0	0	0	0	0.0	0	0	0

2017 GAME-BY-GAME STATISTICS

DATE	OPP	TKL	SOLO	ASST	TFL	SACKS	ST	FF	FR	INT	PD
09/10	at Houston										
09/17	vs. Tennessee										
09/24	vs. Baltimore										
10/01	at New York Jets										
10/08	at Pittsburgh										
10/15	vs. LA Rams										
10/22	at Indianapolis										
	BYE WEEK										
11/05	vs. Cincinnati										
11/12	vs. LA Chargers										
11/19	at Cleveland										
11/26	at Arizona										
12/03	vs. Indianapolis	0	0	0	0	0.0	0	0	0	0	0
12/10	vs. Seattle	0	0	0	0	0.0	0	0	0	0	0
12/17	vs. Houston	0	0	0	0	0.0	0	0	0	0	0
12/24	at San Francisco				Inactive						
12/31	at Tennessee	0	0	0	0	0.0	0	0	0	0	0
2017 totals:		0	0	0	0	0.0	0	0	0	0	0
01/07	vs. Buffalo	0	0	0	0	0.0	0	0	0	0	0
01/14	at Pittsburgh	0	0	0	0	0.0	0	0	0	0	0
Postseason totals:		0	0	0	0	0.0	0	0	0	0	0

WILLIAM POEHLS

75

WILLIAM POEHLS

OFFENSIVE LINEMAN

6-8 344 LBS

MONTANA

BORN NOVEMBER 27, 1991

CHANDLER, ARIZONA

ACQ: WAIVERS (CHICAGO) 2017

EXP: 1ST YEAR



TRANSACTIONS

Originally signed with Tennessee as an undrafted free agent on 5/16/14 ... Waived on 8/30/14 ... Signed to the practice squad by Tennessee on 9/1/14 ... Waived on 9/5/15 ... Signed to the practice squad by Tennessee on 9/7/15 ... Waived by Tennessee on 9/3/16 ... Signed to the practice squad by Buffalo on 9/19/16 ... Released from practice squad by Buffalo on 10/27/16 ... Signed to the practice by Chicago on 11/2/16 ... Waived by Chicago on 9/2/17 ... Signed by Jacksonville on 9/3/17

PRO (Games played/started - 0/0)

Has spent time on Tennessee's, Buffalo's and Chicago's practice squad

2017 (w/ JAX - 0/0)

- 9/10 at HOU: Inactive
- 9/17 vs. TEN: Inactive
- 9/24 vs. BAL: Inactive
- 10/1 at NYJ: Inactive
- 10/8 at PIT: Inactive
- 10/15 vs LAR: Inactive
- 10/22 at IND: Inactive
- 11/5 vs. CIN: Inactive
- 11/12 vs. LAC: Inactive
- 11/19 at CLE: Inactive
- 11/26 at ARI: Inactive
- 12/3 vs. IND: Inactive
- 12/10 vs. SEA: Inactive
- 12/17 vs. HOU: Inactive
- 12/24 at S.F.: Inactive
- 12/31 at TEN: Inactive
- 1/7 vs. BUF: Inactive
- 1/14 at PIT: Inactive

COLLEGE (at Montana, 2010-13)

- Appeared in 45 career games with 27 starts
- Named a second-team All-Big Sky Conference selection his senior year

PERSONAL

- Earned three letters in both football and wrestling and was a team captain in both sports at Chandler High School
- Named a 5A first-team all-state and all-region selection as a senior and all-region as a junior

PAUL POSLUSZNY

51

PAUL POSLUSZNY



LINEBACKER

6-2 232 LBS.


PENN STATE

BORN OCTOBER 10, 1984

ALTIQUIPPA, PENNSYLVANIA

ACQ: UFA (BUFFALO) 2011

EXP: 11TH YEAR



TRANSACTIONS

Originally drafted by Buffalo in the second round (34th overall) of the 2007 draft ... Signed by Jacksonville as an unrestricted free agent on 7/29/11

PRO (Games played/started - 145/140, 2/2)

- 11th-year LB is in his sixth season with the Jaguars
- Has registered 979 tackles as a Jaguar, the second-most in franchise history
- Voted to Pro Bowl in 2013
- Owns two of the four highest tackle totals in Jaguars history as he compiled 192 tackles in 2011, the fourth-most for a season
- Selected as a defensive captain by his teammates for the 2017 season

2017 (w/ JAX - 16/11, 2/2)

- **9/10 at HOU:** Started at MLB and recorded two tackles (one solo)
- **9/17 vs. TEN:** Recorded five tackles (four solo) and one tackle for a loss
- **9/24 vs. BAL:** Started at MLB and recorded three solo tackles, a tackle for a loss and a pass defended
- **10/1 at NYJ:** Started at MLB and recorded two tackles (one solo)
- **10/8 at PIT:** Started at MLB and recorded one solo tackle
- **10/15 vs LAR:** Started at MLB
- **10/22 at IND:** Saw action at LB and on special teams
- **11/5 vs. CIN:** Started at MLB and recorded two solo tackles
- **11/12 vs. LAC:** Recorded two solo tackles
- **11/19 at CLE:** Started at MLB and recorded five tackles (three solo)
- **11/26 at ARI:** Recorded six tackles (three solo) and one pass defended
- **12/3 vs. IND:** Started at MLB and recorded a season-high 14 tackles (10 solo), 1.5 sacks and two tackles for a loss
- **12/10 vs. SEA:** Started at MLB and recorded four solo tackles and two tackles for a loss
- **12/17 vs. HOU:** Saw action at LB and on special teams
- **12/24 at S.F.:** Recorded eight tackles (five solo)
- **12/31 at TEN:** Started at MLB and recorded six tackles (three solo)
- **1/7 vs. BUF:** Started at MLB ... Left game with hip injury in the second quarter
- **1/14 at PIT:** Started at MLB and recorded three tackles (two solo) and one pass defended

2016 (w/ JAX - 16/16)

Started and played all 16 games at MLB ... Led the team with 133 tackles (97 solo), the eighth time in the last nine seasons that he's tallied 100-plus tackles

- **9/11 vs. G.B.:** Made five tackles (four solo) at MLB in the team's season opener
- **9/18 at S.D.:** Started at MLB and tallied a team-high 11 tackles (six solo)
- **9/25 vs. BAL:** Posted a team-high 12 tackles (10 solo) and his 15th career INT
- **10/2 vs. IND:** Started at MLB and recorded seven tackles (five solo) and a tackle for a loss ... Posted his second career multi-sack game (1.5 sacks)
- **10/16 at CHI:** Led the team with 11 tackles (10 solo), including one tackle for loss
- **10/23 vs. OAK:** Finished second on the team with eight tackles (seven solo), including one tackle for loss
- **10/27 at TEN:** Finished third on the team with 10 tackles (six solo)
- **11/6 at K.C.:** Led the team with 10 tackles (six solo) and registered one QB hit
- **11/13 vs. HOU:** Started at MLB and tallied five tackles (four solo)
- **11/20 at DET:** Started at MLB and made six tackles (five solo), including one tackle for loss
- **11/27 at BUF:** Started at MLB and tallied six tackles (five solo), including two tackles for loss
- **12/4 vs. DEN:** Started at MLB and made six solo tackles
- **12/11 vs. MIN:** Started at MLB and made 10 tackles (eight solo), including one tackle for loss
- **12/18 at HOU:** Started at MLB and recorded 11 tackles (five solo) ... With his seventh tackle of the game, Posluszny became the second Jaguar in team history to record 900 tackles, joining Daryl Smith (1,089) as the only two players to record at least 900 tackles in a Jaguars uniform
- **12/24 vs. TEN:** Started at MLB and recorded a team-high nine tackles (seven solo) and one pass defended
- **1/1 at IND:** Started at MLB and recorded five tackles (two solo), a tackle for a loss and one pass defended

2015 (w/ JAX - 14/14)

Started and played in 14 games, missing two games because of ankle and hand injuries ... Led the team with 133 tackles (103 solo), the seventh time in the last eight

seasons that he's tallied 100+ tackles ... Tied for the team lead (LB **Telvin Smith**) with 13 tackles for loss, the most by a Jaguars LB since LB **Kevin Hardy's** 13 tackles for loss in 1999 ... Tied a career-high with three INTs

- **9/13 vs. CAR:** In his 100th game and start, made nine tackles (eight solo) and recorded a 19-yard interception return in the second quarter
- **9/20 vs. MIA:** Made seven solo tackles and registered one QB hurry
- **9/27 at N.E.:** Made a game-high 18 tackles (14 solo)
- **10/18 vs. HOU:** Made 10 tackles (nine solo), including two tackles for loss
- **10/25 vs. BUF:** Made seven tackles (six solo), including one tackle for loss ... Added his 13th career interception
- **11/8 at NYJ:** Made seven tackles (three solo), including one tackle for loss
- **11/15 at BAL:** Was second on the team with 10 tackles (six solo) and recorded one pass defended
- **11/29 vs. S.D.:** Led the team with 11 tackles (11 solo), including a season-high three tackles for loss
- **12/6 at TEN:** Led the team with 13 tackles (10 solo), including two tackles for loss ... Exited the game in the fourth quarter with a hand injury
- **12/20 vs. ATL:** Tallied a team-high 10 tackles (nine solo), including two tackles for loss, one interception and one pass defended
- **12/27 at N.O.:** Posted nine tackles (seven solo), and 1.0 sack and one pass defended
- **1/3 at HOU:** Started at MLB and made 10 tackles (four solo)

2014 (w/ JAX - 7/7)

Started the first seven games at MLB before suffering a season-ending torn pectoral muscle on Oct. 19 vs. Cleveland ... Ranked fifth on the club with 69 tackles (47 solo), two sacks, one pass defended, two tackles for loss, three QB hits and one fumble recovery

- **9/7 at PHI:** Started at MLB in season-opener and paced team with 12 tackles (11 solo) ... Left the game in the third quarter with a knee injury but returned to the game
- **9/14 at WAS:** Ranked second on the team with seven tackles (four solo)
- **9/21 at IND:** Led team with 11 tackles (seven solo)
- **9/28 at S.D.:** Registered a game-high 11 tackles (9 solo)
- **10/5 vs. PIT:** Totaled a team-high 12 tackles (nine solo) along with one sack, one tackle for loss, one QB hit and a pass defended
- **10/19 vs. CLE:** Registered a game-high 12 tackles (five solo) along with one sack, one tackle for loss, one QB hit and one fumble recovery ... Suffered a torn pectoral muscle in the second half
- **10/21:** Placed on injured reserve

2013 (w/ JAX - 15/15)

Replaced injured LB **NaVarro Bowman** on the Pro Bowl roster ... Started 15 games at LB and led the Jaguars for the third consecutive season with 161 tackles (121 solo) and tied for team lead with two INTs ... The 161 tackles ranked second in the NFL ... Added a career-high 3.0 sacks and 10 passes defended along with six tackles for loss, two forced fumbles, one fumble recovery and seven QB pressures ... Played 1,038 snaps, the second-most on the team

- **9/15 at OAK:** Posted nine tackles, one sack, one QB hit and one pass defended ... Sacked QB **Terrelle Pryor** in the fourth quarter
- **9/22 at SEA:** Registered a game-high 12 tackles (five solo) along with an INT, one tackle for loss and one pass defended ... Intercepted QB **Russell Wilson** in the third quarter to set up a Jaguars TD
- **10/13 at DEN:** Intercepted QB **Peyton Manning** with 36 seconds remaining in the first half and returned it 59 yards for his first career TD ... Marked the fourth-longest return in team history and longest by a LB
- **10/20 vs. S.D.:** Totaled a season-high 14 tackles (13 solo)
- **10/27 vs. S.F.:** Made a team-high 12 tackles (10 solo)
- **11/10 at TEN:** Forced a fumble of RB **Chris Johnson** on the first play from scrimmage and recovered it to set up a Jaguars TD
- **11/17 vs. ARI:** Inactive (concussion), marking first missed game as a Jaguar
- **11/24 at HOU:** Returned to the lineup and posted a game-high 14 tackles (11 solo) along with two tackles for loss, one QB hit and one pass defended
- **12/1 at CLE:** Paced team with 11 tackles (seven solo), two tackles for loss, a half

sack, one QB hit and one pass defended. Split a sack with DE **Jason Babin** in the third quarter

- **12/5 vs. HOU:** Posted double-digit tackles for the third straight game, finishing with a team-high 13 stops (10 solo) along with one tackle for loss and one QB hit
- **12/15 vs. BUF:** Led team with 13 tackles (nine solo) including a sack of QB **E.J. Manuel** in the first quarter ... Set single-season career-high for sacks (2.5)
- **12/22 vs. TEN:** Tallied a game-high 13 tackles (10 solo), his fifth straight game with double-digit tackles ... Split a sack of QB **Ryan Fitzpatrick** with DT **Abry Jones** in the first quarter

2012 (w/ JAX - 16/16)

Started all 16 games for the second consecutive season and third time overall ... Led team with a single-season franchise record 231 tackles, surpassing the previous mark of 230 set by LB **Hardy Nickerson** in 2001 ... Matched his career-high two sacks and three INTs ... Added two forced fumbles and four passes defended ... Had double-digit tackles in 15 of 16 games

- **9/9 at MIN:** Registered 16 tackles (10 solo) with one tackle for loss
- **9/16 vs. HOU:** Logged 17 tackles (10 solo) with one tackle for loss
- **9/23 at IND:** Intercepted a QB **Andrew Luck** pass in the third quarter and returned it 13 yards before a lateral to S **Dawan Landry** added nine yards

PAUL POSLUSZNY

- **11/4 vs. DET:** Led team with 17 tackles (12 solo)
- **11/18 at HOU:** Forced an RB **Arian Foster** fumble in the third quarter, intercepted QB **Matt Schaub** in the fourth quarter and finished with a team-high 18 tackles
- **11/25 vs. TEN:** Caused a RB **Chris Johnson** fumble in the fourth quarter
- **12/2 at BUF:** Intercepted QB **Ryan Fitzpatrick** in the second quarter and made a team-high 13 tackles (five solo) with two QB pressures
- **12/9 vs. NYJ:** Totaled a team-high 17 tackles (10 solo)
- **12/16 at MIA:** Registered a career-high 21 tackles (15 solo), tied for the fifth-most in franchise history
- **12/23 vs. N.E.:** Had 11 tackles (eight solo) with two QB pressures
- **12/30 at TEN:** Totaled 13 tackles (nine solo) with a career-high two sacks, two tackles for loss and one pass defended

2011 (w/ JAX - 16/16)

Started all 16 games at MLB in his first season with the Jaguars ... Led club with 192 tackles (132 solo) and ranked second with nine tackles for loss ... The 192 tackles ranked as second-most in franchise history and marked his fourth straight season with 100-plus tackles ... Tied for the team-lead with two INTs ... Added seven QB pressures, one forced fumble, two passes defended and two sacks ... Played major role on defense that ranked sixth in the NFL (313.0-yard average), the highest ranking for the club since 2006 (2nd) ... Recorded double-digit tackles in 11 of 16 games

- **9/11 vs. TEN:** Did not miss a snap and had four tackles and one pass defended in his Jaguars debut
- **9/18 at NYJ:** Led team with 14 tackles
- **10/2 vs. N.O.:** Posted a team-high 16 tackles (13 solo) along with one sack, one tackle for loss and one pass defended
- **10/9 vs. CIN:** Tallied a team-high 15 tackles while not missing a snap
- **10/16 at PIT:** Returned to home state and registered a career-high 19 tackles and one tackle for loss
- **10/30 at HOU:** Paced team with 15 tackles (eight solo), one tackle for loss and one QB pressure
- **11/13 at IND:** Intercepted QB **Curtis Painter** in the fourth quarter and split a sack with DL **John Chick** of Painter in the second quarter ... Totaled 11 tackles (eight solo) and one tackle for loss
- **11/20 at CLE:** Split a sack with DL **Matt Roth** in the third quarter and led team with 13 tackles (six solo)
- **11/27 vs. HOU:** Forced a fumble by RB **Arian Foster** in the first quarter that was scooped up by CB **Ashton Youtboty** and returned 38 yards for a TD
- **12/11 vs. T.B.:** Intercepted QB **Josh Freeman** in the third quarter and paced team with 12 tackles
- **1/1 vs. IND:** Compiled six tackles before leaving game with a shoulder injury

2010 (w/ BUF - 14/14)

Started 13 games at MLB ... Led team with career-high 140 tackles (95 solo) along with a career-high two sacks, five QB pressures and three passes defended ... Had eight double-digit tackle games

- **9/12 vs. MIA:** Opened season with eight tackles, one tackle for loss and second career sack
- **10/10 vs. JAX:** Led team with 13 tackles
- **10/31 at K.C.:** Registered a career-high 18 tackles along with one QB hit and one pass defended
- **12/5 at MIN:** Paced team with 15 tackles including two tackles for loss and a sack

2009 (w/ BUF - 12/12)

Started 12 games at MLB ... Voted team captain ... Totaled 115 tackles (92 solo), one sack, three INTs, four passes defended and three forced fumbles ... Tied for second among NFL LBs with three INTs and was first Bills LB with three INTs in a season since 2006

- **10/18 at NYJ:** Returned from injury and recorded nine tackles, one tackle for loss, one QB hit and an INT ... Intercepted QB **Mark Sanchez** in overtime which led to the game-winning FG
- **11/1 vs. HOU:** Forced a fumble and accumulated nine tackles
- **12/3 vs. NYJ:** Recorded first career sack which included a forced fumble
- **12/20 vs. N.E.:** Tied for a team-high with nine tackles on and had an INT in the first quarter ... Became first Bills LB to post INTs in consecutive games since LB **Bryce Paup** in 1995

2008 (w/ BUF - 16/16)

Started all 16 games ... Led team with 129 tackles (90 solo) ... Added four QB pressures, one INT, seven passes defended, one forced fumble and one fumble recovery

- **9/7 vs. SEA:** Opened season with seven tackles
- **9/14 vs. OAK:** Recovered first career fumble
- **9/28 at STL:** Led the team in tackles with 12
- **10/26 at MIA:** Recorded first career forced fumble
- **12/14 at NYJ:** Registered first career INT

2007 (w/ BUF - 3/3)

Started three games as a rookie before suffering a season-ending forearm injury in week three ... Became first Bills rookie MLB to start the season-opener since Shane Conlan in 1987

- **9/9 vs. DEN:** Started first career game and tied for team lead with 11 tackles

- **9/16 at PIT:** Led team in tackles with 12
- **9/23 at N.E.:** Totaled three tackles before leaving game with an arm injury

COLLEGE (at Penn State, 2003-06)

- Finished career with a school-record 372 tackles
- Started 37 of 44 games
- First player ever to record 100-plus tackles three times in a college career
- Two-time winner of the Bednarik Award for best defensive player in the nation, joining Pat Fitzgerald of Northwestern as the only players to win the award twice
- Won Dick Butkus Award for nation's top LB as a junior
- Selected as first-team All-America by the Associated Press, Walter Camp, and the NFL Draft Report
- Graduated in three and a half years with a degree in finance

PERSONAL

- Married (Elizabeth Johnson) with two daughters, London Noelle and Scarlett Rue
- Attended Hopewell High (Pa.) where he lettered in football, basketball and baseball
- Led team to WPIAL and Pennsylvania Class AAA championships as a senior
- Served as team captain
- Totaled 88 tackles and six sacks at LB and set school records with 1,575 rushing yards and 15 TDs as RB
- Named Pittsburgh Post-Gazette, Pittsburgh Tribune-Review and Pittsburgh Athletic Association Player of the Year as senior
- Graduated 17th in his class of 220 with a 3.8 GPA
- Went on a 10-day trip to Iraq to visit military troops in January 2008
- Brother, Stan, played baseball at West Virginia
- Younger brother, David, played football at Notre Dame
- Interned at UBS Financial Services in Pittsburgh during 2010 offseason
- Full name: Paul Michael Posluszny, pronounced puz-LUZ-nee.



REGULAR SEASON CAREER STATISTICS

YEAR	TEAM	GP/GS	TKL	SOLO	ASST	ST	SACKS	FF	FR	PD
2007	BUF	3/3	26	20	6	1	0.0	0	0	0
2008	BUF	16/16	129	90	39	0	0.0	1	1	7
2009	BUF	12/12	110	87	23	0	1.0	3	0	4
2010	BUF	14/14	151	103	48	0	2.0	0	0	3
2011	JAX	16/16	192*	132*	*60	0	2.0	1	0	2
2012	JAX	16/16	231*	152*	79	0	2.0	2	0	4
2013	JAX	15/15	161*	121*	40	0	3.0	1	1	9
2014	JAX	7/7	69	47	22	0	2.0	0	1	1
2015	JAX	14/14	133*	103*	30	0	1.0	0	0	6
2016	JAX	16/16	133*	97	36	0	1.5	0	0	3
2017	JAX	16/11	60	42	18	0	1.5	0	0	2
NFL totals: 11 yrs.		145/140	1,381	984	397	1	16.0	8	3	41

* team leader

INTERCEPTIONS

YEAR	TEAM	NO	YDS	AVG	LG	TD
2007	BUF	0	0	0.0	0	0
2008	BUF	1	9	9.0	9	0
2009	BUF	3	20	6.7	17	0
2010	BUF	0	0	0.0	0	0
2011	JAX	2	2	1.0	2	0
2012	JAX	3	20	6.7	13	0
2013	JAX	2	69	34.5	59t	1
2014	JAX	0	0	0.0	0	0
2015	JAX	3	25	8.3	19	0
2016	JAX	1	0	0.0	0	0
2017	JAX	0	0	0.0	0	0
NFL totals: 11 yrs		15	145	11.6	59t	1



POSTSEASON CAREER STATISTICS

YEAR	TEAM	GP/GS	TKL	SOLO	ASST	ST	SACKS	FF	FR	PD
2017	JAX	2/2	3	2	1	0	0.0	0	0	1
NFL totals: 11 yrs.		2/2	3	2	1	0	0.0	0	0	1



CAREER HIGHS

	GAME	SEASON
Tackles:	21 (12/16/12 vs. MIA)	231 (2012)
Sacks:	2.0 (12/30/12 at TEN)	3.0 (2013)
Forced fumbles:	1 (eight times, last: 11/10/13 at TEN)	3 (2009)
Fumble recoveries:	1 (three times, last: 10/19/14 vs. CLE)	1 (2008, 2013-14)
Passes defended:	3 (10/6/13 at STL)	9 (2013)
Interceptions:	1 (15 times, last: 9/25/16 vs. BAL)	3 (2009, 12, 15)

PAUL POSLUSZNY

2011 GAME-BY-GAME STATISTICS

DATE	OPP	TKL	SOLO	ASST	TFL	SACKS	ST	FF	FR	INT	PD
09/11	vs. Tennessee	4	3	1	0	0.0	0	0	0	0	1
09/18	at N.Y. Jets	14	11	3	0	0.0	0	0	0	0	0
09/25	at Carolina	12	8	4	1	0.0	0	0	0	0	0
10/02	vs. New Orleans	16	13	3	1	1.0	0	0	0	0	1
10/09	vs. Cincinnati	15	10	5	0	0.0	0	0	0	0	0
10/16	at Pittsburgh	19	16	3	1	0.0	0	0	0	0	0
10/24	vs. Baltimore	5	5	0	1	0.0	0	0	0	0	0
10/30	at Houston	15	8	7	1	0.0	0	0	0	0	0
BYE WEEK											
11/13	at Indianapolis	11	8	3	1	0.5	0	0	0	1	0
11/20	at Cleveland	13	6	7	1	0.5	0	0	0	0	0
11/27	vs. Houston	14	8	6	2	0.0	0	1	0	0	0
12/05	vs. San Diego	14	11	3	0	0.0	0	0	0	0	0
12/11	vs. Tampa Bay	12	9	3	0	0.0	0	0	0	1	0
12/15	at Atlanta	15	8	7	0	0.0	0	0	0	0	0
12/24	vs. Tennessee	7	5	2	0	0.0	0	0	0	0	0
01/01	vs. Indianapolis	6	3	3	0	0.0	0	0	0	0	0
2011 totals:		192	132	60	9	2.0	0	1	0	2	2

2010 GAME-BY-GAME STATISTICS

DATE	OPP	TKL	SOLO	ASST	TFL	SACKS	ST	FF	FR	INT	PD
09/12	vs. Miami	8	6	2	1	1.0	0	0	0	0	0
09/19	at Green Bay					ina					
09/26	at New England					ina					
10/03	vs. N.Y. Jets	12	8	4	0	0.0	0	0	0	0	0
10/10	vs. Jacksonville	13	8	5	0	0.0	0	0	0	0	0
BYE WEEK											
10/24	at Baltimore	5	4	1	0	0.0	0	0	0	0	1
10/31	at Kansas City	17	11	6	0	0.0	0	0	0	0	1
11/07	vs. Chicago	10	6	4	0	0.0	0	0	0	0	0
11/14	vs. Detroit	13	11	2	1	0.0	0	0	0	0	0
11/21	at Cincinnati	10	6	4	1	0.0	0	0	0	0	1
11/28	vs. Pittsburgh	8	6	2	0	0.0	0	0	0	0	0
12/05	at Minnesota	15	11	4	2	1.0	0	0	0	0	0
12/12	vs. Cleveland	9	6	3	0	0.0	0	0	0	0	0
12/19	at Miami	6	5	1	0	0.0	0	0	0	0	0
12/26	vs. New England	13	7	6	0	0.0	0	0	0	0	0
01/02	at N.Y. Jets	12	8	4	1	0.0	0	0	0	0	0
2010 totals:		151	103	48	6	2.0	0	0	0	0	3

2009 GAME-BY-GAME STATISTICS

DATE	OPP	TKL	SOLO	ASST	TFL	SACKS	ST	FF	FR	INT	PD
09/14	at New England	6	6	0	0	0.0	0	0	0	0	0
09/20	vs. Tampa Bay					ina					
09/27	vs. New Orleans					ina					
10/04	at Miami					ina					
10/11	vs. Cleveland					ina					
10/18	at N.Y. Jets	9	6	3	1	0.0	0	0	0	1	1
10/25	at Carolina	11	9	2	0	0.0	0	0	0	0	0
11/01	vs. Houston	9	5	4	0	0.0	0	1	0	0	0
BYE WEEK											
11/15	at Tennessee	12	10	2	1	0.0	0	0	0	0	0
11/22	at Jacksonville	12	11	1	0	0.0	0	1	0	0	0
11/29	vs. Miami	10	6	4	0	0.0	0	0	0	0	1
12/03	vs. N.Y. Jets	5	5	0	0	1.0	0	1	0	0	0
12/13	at Kansas City	9	8	1	1	0.0	0	0	0	1	1
12/20	vs. New England	9	7	2	1	0.0	0	0	0	1	1
12/27	at Atlanta	7	6	1	0	0.0	0	0	0	0	0
01/03	vs. Indianapolis	11	8	3	0	0.0	0	0	0	0	0
2009 totals:		129	90	39	4	1.0	0	3	0	3	4

2008 GAME-BY-GAME STATISTICS

DATE	OPP	TKL	SOLO	ASST	TFL	SACKS	ST	FF	FR	INT	PD
09/07	vs. Seattle	7	5	2	0	0.0	0	0	0	0	2
09/14	at Jacksonville	9	6	3	0	0.0	0	0	0	0	0
09/21	vs. Oakland	7	7	0	0	0.0	0	0	1	0	1
09/28	at St. Louis	12	9	3	1	0.0	0	0	0	0	1
10/05	at Arizona	11	7	4	0	0.0	0	0	0	0	0
BYE WEEK											
10/19	vs. San Diego	7	7	0	0	0.0	0	0	0	0	0
10/26	at Miami	8	7	1	1	0.0	0	1	0	0	0
11/02	vs. N.Y. Jets	13	9	4	1	0.0	0	0	0	0	0
11/09	at New England	10	5	5	0	0.0	0	0	0	0	0
11/17	vs. Cleveland	2	1	1	0	0.0	0	0	0	0	0
11/23	at Kansas City	8	5	3	0	0.0	0	0	0	0	0
11/30	vs. San Francisco	4	3	1	0	0.0	0	0	0	0	0
12/07	vs. Miami	8	5	3	0	0.0	0	0	0	0	0
12/14	at N.Y. Jets	7	4	3	0	0.0	0	0	0	1	2
12/21	at Denver	8	4	4	0	0.0	0	0	0	0	1
12/28	vs. New England	8	6	3	0	0.0	0	0	0	0	0
2008 totals:		129	90	39	3	0.0	0	1	1	1	7

2007 GAME-BY-GAME STATISTICS

DATE	OPP	TKL	SOLO	ASST	TFL	SACKS	ST	FF	FR	INT	PD
09/09	vs. Denver	11	9	2	0	0.0	0	0	0	0	0
09/16	at Pittsburgh	12	8	4	0	0.0	0	0	0	0	0
09/23	at New England	3	3	0	0	0.0	0	0	0	0	0
09/30	vs. N.Y. Jets					IR					
10/08	vs. Dallas					IR					
BYE WEEK											
10/21	vs. Baltimore					IR					
10/28	at N.Y. Jets					IR					
11/04	vs. Cincinnati					IR					
11/11	at Miami					IR					
11/18	vs. New England					IR					
11/25	at Jacksonville					IR					
12/02	at Washington					IR					
12/09	vs. Miami					IR					
12/16	at Cleveland					IR					
12/23	vs. N.Y. Giants					IR					
12/30	at Philadelphia					IR					
2007 totals:		26	20	6	0	0.0	0	0	0	0	0

JALEN RAMSEY

20

JALEN RAMSEY



CORNERBACK
6-1 208 LBS
FLORIDA STATE
BORN OCTOBER 24, 1994
SMYRNA, TENNESSEE
ACQ: 1ST ROUND OF 2016 DRAFT (5TH)
EXP: 2ND YEAR



TRANSACTIONS

- Originally drafted by Jacksonville in the first round (fifth overall) of the 2016 draft

PRO (Games played/started - 32/32, 2/2)

- Made NFL and Jaguars debut in Week 1 of the 2016 season
- Earned first career Pro Bowl nod in 2017

2017 (w/ JAX - 16/16, 2/2)

- 9/10 at HOU:** Started at LCB and recorded three tackles (two solo) and a team-high three passes defended
- 9/17 vs. TEN:** Started at LCB and recorded two solo tackles
- 9/24 vs. BAL:** Started at LCB and recorded two solo tackles and registered one INT and one pass defended
- 10/1 at NYJ:** Started at LCB and recorded four solo tackles and one pass defended
- 10/8 at PIT:** Started at LCB and recorded seven solo tackles, one INT and four passes defended
- 10/15 vs. LAR:** Started at LCB and recorded three tackles (one solo)
- 10/22 at IND:** Started at LCB and recorded four solo tackles and two passes defended
- 11/5 vs. CIN:** Started at LCB and recorded one solo tackle
- 11/12 vs. LAC:** Started at LCB and recorded four tackles (three solo) and two passes defended
- 11/19 at CLE:** Led the team with six tackles (four solo) and also recorded one pass defended
- 11/26 at ARI:** Started at LCB and recorded six solo tackles and one tackle for a loss
- 12/3 vs. IND:** Started at LCB and recorded five tackles (four solo), one INT and two passes defended
- 12/10 vs. SEA:** Started at LCB and recorded two solo tackles, one tackle for a loss, one INT and one pass defended
- 12/17 vs. HOU:** Started at LCB and recorded four solo tackles
- 12/24 at S.F.:** Started at LCB and recorded seven tackles (four solo)
- 12/31 at TEN:** Started at LCB and recorded three tackles (two solo)
- 1/7 vs. BUF:** Started at LCB and recorded two solo tackles, one pass defended and the game-clinching INT with 32 seconds remaining in the fourth quarter
- 1/14 at PIT:** Started at LCB and recorded four tackles (three solo)

2016 (w/ JAX - 16/16)

Led all NFL rookies with 14 passes defended ... One of four rookies to return an INT for a TD in the NFL this season ... Named AFC Defensive Player of the Week for Week 16 after registering four solo tackles, four passes defended and a INT-TD against Tennessee ... Joined K.C.'s **Marcus Peters** as the only rookie CBs over the last eight seasons to tally 50-plus tackles, at least one pick-six and one forced fumble during their rookie year

- 9/11 vs. G.B.:** Started at CB and made three tackles (two solo) in NFL debut
- 9/18 at S.D.:** Started at CB and made six solo tackles and one tackle for loss
- 9/25 vs. BAL:** Started at RCB and made five tackles (four solo)
- 10/2 vs. IND:** Started at RCB and registered four solo tackles
- 10/16 at CHI:** Started at RCB and posted two solo tackles and the game-clinching pass defended on fourth down with 1:03 remaining in the fourth quarter ... Limited Bears WR **Alshon Jeffrey** to one catch for three yards on six targets in the second half
- 10/23 vs. OAK:** Started at RCB and registered two solo tackles
- 10/27 at TEN:** Started at RCB and recorded eight tackles (four solo)
- 11/6 at K.C.:** Started at RCB and recorded two tackles (one solo)
- 11/13 vs. HOU:** Started at RCB and led the team with six solo tackles
- 11/20 at DET:** Started at RCB and posted six tackles (five solo)
- 11/27 at BUF:** Started at RCB and made three solo tackles, including one tackle for loss
- 12/4 vs. DEN:** Started at RCB and made four tackles (three solo) and a career-high two passes defended
- 12/11 vs. MIN:** Started at RCB and made two tackles (one solo) and one pass defended
- 12/18 at HOU:** Started at RCB and recorded four solo tackles, one interception, which he returned 35 yards, five passes defended and one forced fumble ... Ramsey's five passes defended are the second-most in the NFL in 2016 and most by a rookie since 2013 when Dee Milliner (NYJ) also registered five.
- 12/24 vs. TEN:** Started at RCB and recorded four solo tackles and four passes defended ... Also returned an interception of Titans QB **Matt Cassel** 30 yards for a

TD as he became the first rookie in franchise history to record a pick-six ... Also became the first rookie in Jaguars history to record INTs in back-to-back games

- 1/1 at IND:** Started at RCB and recorded four solo tackles and one pass defended

COLLEGE (at Florida State, 2013-15)

- Started all 41 games in three years at Florida State
- Finished career with 180 tackles (119 solo), 15.5 tackles for loss, 5.0 sacks, three forced fumbles, two fumble recoveries, 23 passes defended and three INTs
- Decided to forgo his final year of eligibility in 2016 and declare for the NFL Draft
- Became Florida State's 36th consensus All-American
- All-ACC First Team, AFCA First Team All-America, Walter Camp First Team All-America, ESPN.com First Team All-America as a senior
- Started all 14 games for the Seminoles' third-ranked defense (281.4) and the nation's top pass defense (156.6) as a CB and FS in 2013

PERSONAL

- Attended Brentwood Academy (Tenn.), where he was rated a five-star prospect by both Rivals.com and Scout.com and a four-star according to ESPN and 247Sports
- U.S. Army All-America selection
- Twitter handle is @jalenramsey

REGULAR SEASON CAREER STATISTICS

YEAR	TEAM	GP/PS	TKL	SOLO	ASST	TFL	SACKS	ST	FF	FR	INT	PD
2016	JAX	16/16	65	55	10	2	0.0	0	1	0	2	14
2017	JAX	16/16	63	52	11	2	0.0	0	0	0	4	17
NFL totals: 2 yrs.		32/32	128	107	21	4	0.0	0	1	0	6	31

POSTSEASON CAREER STATISTICS

YEAR	TEAM	GP/PS	TKL	SOLO	ASST	TFL	SACKS	ST	FF	FR	INT	PD
2017	JAX	2/2	6	5	1	0	0.0	0	0	0	1	1
NFL totals: 2 yrs.		2/2	6	5	1	0	0.0	0	0	0	1	1

CAREER HIGHS

	GAME	SEASON
Tackles:	8 (10/27/16 at TEN)	65 (2016)
Interceptions:	1 (six times, last: 12/10/17 vs. SEA)	4 (2017)
Forced fumbles:	1 (12/18/16 at HOU)	1 (2016)
Passes defended:	5 (12/18/16 at HOU)	17 (2017)

2017 GAME-BY-GAME STATISTICS

DATE	OPP	TKL	SOLO	ASST	TFL	SACKS	ST	FF	FR	INT	PD	
09/10	at Houston	3	2	1	0	0.0	0	0	0	0	3	
09/17	vs. Tennessee	2	2	0	0	0.0	0	0	0	0	0	
09/24	vs. Baltimore	2	2	0	0	0.0	0	0	0	1	1	
10/01	at New York Jets	4	4	0	0	0.0	0	0	0	0	1	
10/08	at Pittsburgh	7	7	0	0	0.0	0	0	0	1	4	
10/15	vs. LA Rams	3	1	2	0	0.0	0	0	0	0	0	
10/22	at Indianapolis	4	4	0	0	0.0	0	0	0	0	2	
BYE WEEK												
11/05	vs. Cincinnati	1	1	0	0	0.0	0	0	0	0	0	
11/12	vs. LA Chargers	4	3	1	0	0.0	0	0	0	0	2	
11/19	at Cleveland	6	4	2	0	0.0	0	0	0	0	1	
11/26	at Arizona	6	6	0	1	0.0	0	0	0	0	0	
12/03	vs. Indianapolis	5	4	1	0	0.0	0	0	0	1	2	
12/10	vs. Seattle	2	2	0	1	0.0	0	0	0	1	1	
12/17	vs. Houston	4	4	0	0	0.0	0	0	0	0	0	
12/24	at San Francisco	7	4	3	0	0.0	0	0	0	0	0	
12/31	at Tennessee	3	2	1	0	0.0	0	0	0	0	0	
2017 totals:		63	52	11	2	0.0	0	0	0	4	17	
01/07	vs. Buffalo	2	2	0	0	0.0	0	0	0	1	1	
01/14	at Pittsburgh	4	3	1	0	0.0	0	0	0	0	0	
Postseason totals:		6	5	1	0	0.0	0	0	0	1	1	

JALEN RAMSEY



2016 GAME-BY-GAME STATISTICS


DATE	OPP	TKL	SOLO	ASST	TFL	SACKS	ST	FF	FR	INT	PD
09/11	vs. Green Bay	3	2	1	0	0.0	0	0	0	0	0
09/18	at San Diego	6	6	0	1	0.0	0	0	0	0	0
09/25	vs. Baltimore	5	4	1	0	0.0	0	0	0	0	0
10/02	vs. Indianapolis	4	4	0	0	0.0	0	0	0	0	0
	BYE WEEK										
10/16	at Chicago	2	2	0	0	0.0	0	0	0	0	1
10/23	vs. Oakland	2	2	0	0	0.0	0	0	0	0	0
10/27	at Tennessee	8	4	4	0	0.0	0	0	0	0	0
11/06	at Kansas City	2	1	1	0	0.0	0	0	0	0	0
11/13	vs. Houston	6	6	0	0	0.0	0	0	0	0	0
11/20	at Detroit	6	5	1	0	0.0	0	0	0	0	0
11/27	at Buffalo	3	3	0	1	0.0	0	0	0	0	0
12/04	vs. Denver	4	3	1	0	0.0	0	0	0	0	2
12/11	vs. Minnesota	2	1	1	0	0.0	0	0	0	0	1
12/18	at Houston	4	4	0	0	0.0	0	1	0	1	5
12/24	vs. Tennessee	4	4	0	0	0.0	0	0	0	1	4
01/01	at Indianapolis	4	4	0	0	0.0	0	0	0	0	1
2016 totals:		65	55	10	2	0.0	0	1	0	2	14

CHRIS REED

64

CHRIS REED

OFFENSIVE LINEMAN
6-5 310 LBS
MINNESOTA STATE-MANKATO
BORN JULY 22, 1992
OMAHA, NEBRASKA
ACQ: FREE AGENT 2015
EXP: 2ND YEAR



TRANSACTIONS

Originally signed by Jacksonville as an undrafted rookie on 5/8/15 ... Signed to practice squad on 9/6/15 ... Placed on injured reserve on 12/23/16 ... Waived by Jacksonville on 9/2/17 ... Signed to the practice squad by Jacksonville on 9/3/17 ... Promoted to the active roster on 10/7/17

PRO (Games played/started - 16/7)

Spent his rookie season on the practice squad, before appearing in 10 games and starting four at LG in 2016

2017 (w/ JAX - 6/3)

Signed off the team's practice squad prior to Week 5

- **10/8 at PIT:** Saw action at LG
- **10/15 vs LAR:** Did not play
- **10/22 at IND:** Saw action as an extra offensive lineman and on special teams
- **11/5 vs. CIN:** Saw action on special teams
- **11/12 vs. LAC:** Inactive
- **11/19 at CLE:** Started at LG in place of injured **Patrick Omahneh** and helped the team rush for 139 yards
- **11/26 at ARI:** Started at LG in place of injured **Patrick Omahneh**
- **12/3 vs. IND:** Started at LG in place of injured **Patrick Omahneh**
- **12/10 vs. SEA:** Inactive
- **12/17 vs. HOU:** Inactive
- **12/24 at S.F.:** Inactive
- **12/31 at TEN:** Inactive
- **1/7 vs. BUF:** Inactive
- **1/14 at PIT:** Inactive

2016 (w/ JAX - 10/4)

Made four starts at LG while playing in 10 games

- **9/11 vs. G.B.:** Inactive for the team's season opener
- **9/18 at S.D.:** Inactive
- **9/25 vs. BAL:** Earned his first career start at LG
- **10/2 vs. IND:** Inactive
- **10/16 at CHI:** Played two snaps at G and saw action on special teams
- **10/23 vs. OAK:** Made his second consecutive appearance
- **10/27 at TEN:** Saw action on special teams
- **11/6 at K.C.:** Saw action on special teams
- **11/13 vs. HOU:** Saw action on special teams
- **11/20 at DET:** Played 47 snaps at LG after starting LG **Patrick Omahneh** suffered a left foot injury
- **11/27 at BUF:** Started at LG, helping the team rush for 183 yards
- **12/4 vs. DEN:** Started at LG and helped the team rush for 154 yards
- **12/11 vs. MIN:** Started at LG
- **12/18 at HOU:** Inactive (toe)

2015 (w/ JAX - ps)

Spent season on the team's practice squad

COLLEGE (at Minnesota State, 2010-14)

- Four-year letterman appeared in 48 games in his career
- Started in all 15 games as a senior in 2014
- Helped school rush for 3,625 yards and pass for 3,079 yards, compiling 82 total TDs
- Selected as D2Football.com first-team All-America, first-team NSIC South Division All-Conference and second-team Don Hansen All-Super Region Three
- Also participated on the school's indoor and outdoor track teams and qualified for the 2011 NCAA Division II National Championships in shot put
- Eleven-time NCAA Division II Track & Field All-American
- Two-time NCAA Division II champion in outdoor shot put (2013 and 2014)
- Holds Minnesota State record in indoor shot put (65'010.5") & outdoor shot put (65'-7")
- Holds Minnesota State record in indoor weight throw (67'-7.5") and outdoor hammer throw (215'-11")

PERSONAL

- Three-year starter at Omaha Central (Neb.) High School
- Also attended Spirit Lake (Iowa) High School for one year
- Honorable mention All-State selection
- Stand-out athlete in track and field and won the State Title twice for Nebraska
- Named the state's Field Athlete of the Year in 2009
- Son of Chuck Reed and Anne McCormick
- Majored in psychology with a minor in coaching

CAM ROBINSON

75

CAM ROBINSON

OFFENSIVE LINEMAN

6-6 320 LBS

ALABAMA

BORN OCTOBER 9, 1995

MONROE, LOUISIANA

ACQ: SECOND ROUND OF 2017 DRAFT (34TH)

EXP: ROOKIE



HIGH SCHOOL

- Played at West Monroe High School for Head Coach **Jerry Arledge**
- Parade Magazine All-American
- First-team All-USA selection by the USA Today
- Rated as the No. 2 player in the nation by Scout.com
- ESPN rated him the No. 1 offensive tackle, No. 2 player in the state and No. 2 prospect in the ESPN 300

TRANSACTIONS

Drafted by Jacksonville in the second round (34th overall) of the 2017 draft on choice obtained from Seattle for Jaguars' second-round (35th) and sixth-round (187th overall) picks

PRO (Games played/started - 15/15, 2/2)

2017 (w/ JAX - 15/15, 2/2)

- **9/10 at HOU:** Made his NFL debut and started at LT and helped pave the way for the team to rush for 155 yards ... Did not allow a sack
- **9/17 vs. TEN:** Started at LT
- **9/24 vs. BAL:** Started at LT and helped the team rush for 166 yards and did not allow a sack
- **10/1 at NYJ:** Started at LT and helped the team rush for 175 yards
- **10/8 at PIT:** Started at LT and helped the team rush for 231 yards
- **10/15 vs LAR:** Started at LT and helped the team rush for 169 yards
- **10/22 at IND:** Started at LT ... Left game in first quarter with injury (ankle)
- **11/5 vs. CIN:** Started at LT helped the team rush for 149 yards ... Part of a unit that did not allow a sack for the third time this season
- **11/12 vs. LAC:** Started at LT and helped the team rush for 135 yards
- **11/19 at CLE:** Started at LT and helped the team rush for 139 yards
- **11/26 at ARI:** Started at LT
- **12/3 vs. IND:** Started at LT
- **12/10 vs. SEA:** Started at LT and helped the team rush for 156 yards and did not allow a sack
- **12/17 vs. HOU:** Started at LT and helped the team rush for 138 yards
- **12/24 at S.F.:** Started at LT and left the game in the second quarter and did not return (abdominal)
- **12/31 at TEN:** Inactive (abdomen)
- **1/7 vs. BUF:** Started at LT
- **1/14 at PIT:** Started at LT and helped the team rush for 164 yards and did not allow a sack

COLLEGE (at Alabama, 2014-16)

- Started all 43 games at LT during his three seasons
- Paved the way for 28 100-yard rushing performances
- Blocked for Jaguars RB **T.J. Yeldon** during Robinson's freshman season

2016 (Junior)

Selected as one of the Crimson Tide's permanent team captains ... Unanimous All-American ... Outland Trophy winner, given annually to the nation's top interior lineman on offense or defense ... Claimed the SEC Jacobs Blocking Trophy, the Tide's second in as many years ... First-team All-SEC selection by the conference coaches and the Associated Press ... Midseason All-American by Sports Illustrated, CBS, ESPN and Sporting News ... Helped the Tide rank 16th nationally and first in the SEC in scoring offense (38.8 ppg), 12th nationally and second in the league in rushing offense (245.0 ypg) and 34th in the nation in total offense (455.3)

2015 (Sophomore)

Named to the All-SEC first team by both the conference coaches and the Associated Press ... Helped blocking for an offense that rushed for 199.9 yards per game, which ranked 32nd nationally and third in the SEC ... Blocked for 17 100-yard rushing performances

2014 (Freshman)

Earned freshman All-American honors by Sporting news and the Football Writers Association of America ... Finished with 32 knockdown blocks while surrendering just three sacks on 861 snaps ... Helped lead a blocking unit that averaged 206.6 yards per game, which ranked seventh in the SEC and 30th nationally ... The offensive line surrendered 16 sacks on the season, the second-fewest in the SEC and 14th nationally (1.14 per game) ... Blocked for 484.5 yards of total offense per game (third in the SEC and 17th nationally)

TYLER SHATLEY

69

TYLER SHATLEY

OFFENSIVE LINEMAN

6-3 310 LBS

CLEMSON

BORN MAY 5, 1991

ICARD, NORTH CAROLINA

ACQ: ROOKIE FREE AGENT 2014

EXP: 3RD YEAR



PERSONAL

- Attended East Burke (Icard, N.C.) High School where he was the No. 3 rated FB in the nation by Tom Lemming
- Did not play on the offensive line in HS
- As a FB, had 2,000 rushing yards and 31 TDs in his junior and senior seasons
- Also served as the team's punter and averaged 40.7 yards per punt
- Full name is Christian Tyler Shatley
- Twitter handle is @tyler_shatley

TRANSACTIONS:

Originally signed by Jacksonville as an undrafted rookie on 5/12/14

PRO (Games played/started - 46/8, 2/0)

- Has played in 30 games in three seasons with the team, primarily on special teams
- Was one of three undrafted rookies to make opening day roster in 2014

2017 (w/ JAX - 16/4, 2/0)

- **9/10 at HOU:** Saw action as an extra offensive lineman and on special teams ... Helped pave the way for the team to rush for 155 yards
- **9/17 vs. TEN:** Saw action on special teams
- **9/24 vs. BAL:** Saw action as an extra offensive lineman and on special teams
- **10/1 at NYJ:** Saw action at RG and on special teams
- **10/8 at PIT:** Started at C and helped the team rush for 231 yards
- **10/15 vs LAR:** Started at C and helped the team rush for 169 yards
- **10/22 at IND:** Started at C and helped the team rush for 188 yards
- **11/5 vs. CIN:** Started at C helped the team rush for 149 yards ... Part of a unit that did not allow a sack for the third time this season
- **11/12 vs. LAC:** Saw extensive action at LG and helped the team rush for 135 yards and served as the team's long snapper on FGs after LS **Matt Overton** exited the game with a shoulder injury ... Snapped for the game-tying and game-winning FGs
- **11/19 at CLE:** Saw action on special teams
- **11/26 at ARI:** Saw action on special teams
- **12/3 vs. IND:** Saw action at C and on special teams
- **12/10 vs. SEA:** Saw action as an extra offensive lineman and on special teams
- **12/17 vs. HOU:** Saw action as an extra offensive lineman and on special teams
- **12/24 at S.F.:** Saw action as an extra offensive lineman and on special teams
- **12/31 at TEN:** Saw action on special teams
- **1/7 vs. BUF:** Saw action as an extra offensive lineman and on special teams
- **1/14 at PIT:** Saw action as an extra offensive lineman and on special teams

2016 (w/ JAX - 16/4)

Made two starts at C and two at LG while seeing action in all 16 games

- **9/11 vs. G.B.:** Played 11 snaps on special teams in team's season opener
- **9/18 at S.D.:** Saw action on special teams
- **9/25 vs. BAL:** Started at center and played in all 66 offensive snaps
- **10/2 vs. IND:** Played three snaps at guard and saw time on special teams
- **10/16 at CHI:** Saw action on special teams
- **10/23 vs. OAK:** Saw action on special team
- **10/27 at TEN:** Saw action on special teams
- **11/6 at K.C.:** Saw action on special teams
- **11/13 vs. HOU:** Saw action on special teams
- **11/20 at DET:** Saw action on special teams
- **11/27 at BUF:** Saw action on special teams
- **12/4 vs. DEN:** Saw action on special teams and played six snaps at center when **Brandon Linder** left the game with an ankle injury
- **12/11 vs. MIN:** Started at C
- **12/18 at HOU:** Saw action at LG after injuries to **Jeremiah Poutasi** (ankle) and **Josh Wells** (shoulder)
- **12/24 vs. TEN:** Started at LG
- **1/1 at IND:** Started at LG, helping the team rush for 182 yards

2015 (w/ JAX - 13/0)

- Saw action in 13 games, primarily on special teams

2014 (w/ JAX - 1/0)

- Earned spot on opening day roster after joining club as a rookie free agent
- Was inactive for 15 games
 - **11/9 vs. DAL:** Made NFL debut and played RG for the entire second half

COLLEGE (at Clemson, 2009-13)

- Began his career as a fullback, before moving to the defensive line in 2010 and the offensive line in the spring of 2012
- Played in 51 games with 27 starts
- Started 25 games on offense over his final two seasons and registered 60 knock-downs on 1,776 snaps
- As a senior in 2013, was a team captain and earned third-team All-ACC honors
- As a junior in 2013, named a Strength & Conditioning All-American by the NSCA
- Graduated with a degree in civil engineering

TELVIN SMITH

50

TELVIN SMITH

LINEBACKER

6-3 215 LBS.

FLORIDA STATE

BORN APRIL 11, 1991

VALDOSTA, GEORGIA

ACQ: 5TH ROUND OF 2014 DRAFT (144TH)

EXP: 4TH YEAR



TRANSACTIONS

Originally drafted by Jacksonville in the fifth round (144th overall) of the 2014 draft

PRO (Games played/started - 60/54, 2/2)

• Fourth-year LB was drafted in the fifth round from Florida State and has emerged as a starter at WLB

2017 (w/ JAX - 14/14, 2/2)

Selected as a defensive captain by his teammates for the 2017 season ... Leads the NFL with 27 tackles in the postseason

- **9/10 at HOU:** Started at WLB and recorded two tackles (one solo) and added one pass defended
- **9/17 vs. TEN:** Led the team with eight tackles (six solo) and also recorded one tackle for a loss, one pass defended and one INT
- **9/24 vs. BAL:** Started at WLB and led the team with seven solo tackles and also registered one fumble recovery that he returned 52 yards to the Baltimore 2-yard line
- **10/1 at NYJ:** Started at WLB and led the team with 13 tackles (11 solo) and recorded one tackle for a loss
- **10/8 at PIT:** Started at WLB and tied for the team lead with 10 tackles (six solo), while also recording two tackles for a loss, one pass defended and one INT he returned 28 yards for a TD
- **10/15 vs LAR:** Started at WLB and led the team with eight solo tackles and added one sack, two tackles for a loss and a forced fumble
- **10/22 at IND:** Led the team with 10 tackles (seven solo) and recorded two tackles for a loss
- **11/5 vs. CIN:** Started at WLB and recorded four tackles (two solo), one pass defended and one tackle for a loss
- **11/12 vs. LAC:** Started at WLB and totaled nine tackles (six solo) and two tackles for a loss
- **11/19 at CLE:** Started at WLB and recorded five tackles (three solo), one INT, one pass defended and one fumble recovery, which he recovered in the endzone to seal the game in the fourth quarter
- **11/26 at ARI:** Started at WLB and recorded seven tackles (six solo) in the first half ... Did not play in the second half (concussion)
- **12/3 vs. IND:** Inactive (concussion)
- **12/10 vs. SEA:** Inactive (concussion)
- **12/17 vs. HOU:** Returned to the starting line-up at WLB and recorded three tackles (two solo)
- **12/24 at S.F.:** Started at at WLB and recorded seven tackles (four solo)
- **12/31 at TEN:** Led the team with nine tackles (seven solo) and one tackle for a loss
- **1/7 vs. BUF:** Started at WLB and led the team with 11 tackles (nine solo) and forced one fumble
- **1/14 at PIT:** Started at WLB and led the team with 16 tackles (14 solo), one pass defended and one fumble recovery he returned 50 yards for a TD

2016 (w/ JAX - 16/16)

Set career highs and led the team with 14 tackles for loss ... Also set career highs with eight passes defended and two INTs

- **9/11 vs. G.B.:** Made his 25th career start at WLB and tallied eight tackles (six solo), including two tackles for loss
- **9/18 at S.D.:** Started at WLB and made nine tackles (seven solo), including two tackles for loss
- **9/25 vs. BAL:** Started at WLB and had seven tackles (six solo), including one tackle for a loss and two passes defended
- **10/2 vs. IND:** Recorded a team-high eight solo tackles and also had a tackle for a loss
- **10/16 at CHI:** Posted eight solo tackles, including one tackle for loss
- **10/23 vs. OAK:** Registered five tackles (four solo), including a season-high three tackles for loss
- **10/27 at TEN:** Recorded a team-high 15 tackles (10 solo) starting at WLB
- **11/6 at K.C.:** Had five solo tackles and one pass defended
- **11/13 vs. HOU:** Tied for the team-lead with six tackles (four solo)
- **11/20 at DET:** Started at WLB and led the team with eight tackles (seven solo), including one tackle for loss and one fumble recovery
- **11/27 at BUF:** Led the team with nine tackles (seven solo), including two tackles for loss
- **12/4 vs. DEN:** Tied for the team lead with six solo tackles, while also registering one sack, his first since recording two at Tennessee last season

- **12/11 vs. MIN:** Tallied two solo tackles, including one tackle for loss
- **12/18 at HOU:** Recorded eight tackles (six solo), one interception and one pass defended
- **12/24 vs. TEN:** Started at WLB and recorded five tackles (four solo)
- **1/1 at IND:** Started at WLB and recorded a team-high nine tackles (eight solo), one interception and two passes defended

2015 (w/ JAX - 14/14)

Played and started in 14 games at WLB in his second season with the Jaguars ... Finished second on the team with 128 tackles, the most in the NFL by a player in his first or second season ... Added seven passes defended, the second-most on the team

- **9/13 vs. CAR:** Recorded nine tackles (seven solo) and three tackles for loss
- **9/20 vs. MIA:** Led the team with nine tackles (six solo) and recorded one pass defended
- **9/27 at N.E.:** Recorded 11 tackles (seven solo) in team's road opener
- **10/4 at IND:** Made eight tackles (six solo) and 0.5 sacks
- **10/11 at T.B.:** Recorded 14 tackles (13 solo) and one tackle for loss
- **10/25 vs. BUF:** Made a team-high nine tackles (eight solo), including two tackles for loss and three passes defended ... Recorded his first career TD, intercepting QB **E.J. Manuel** and returning it 26 yards for the second-quarter score
- **11/8 at NYJ:** Made seven tackles (five solo), including two passes defended, one forced fumble and a tackle for loss
- **11/15 at BAL:** Led the team with 12 tackles (five solo)
- **12/6 at TEN:** Registered nine tackles (seven solo), two sacks, including one sack-fumble ... First Jaguars LB with multiple sacks in a single game since **Paul Posluszny** registered 2.0 sacks in Week 17 of the 2012 season and is just the sixth linebacker in franchise history to accomplish the feat, joining Posluszny, **Mike Peterson**, **Akin Ayodele**, **Kevin Hardy** (two games with multiple sacks) and **Brant Boyer** (two games with multiple sacks)
- **12/13 vs. IND:** Started at WLB and made nine tackles (eight solo), including one tackle for loss ... Added one pass defended

2014 (w/ JAX - 16/10)

Appeared in all 16 games and made 10 starts at LB ... Ranked second on team with 99 tackles (68 solo) and nine tackles for loss ... Had a team-high two fumble recoveries along with four passes defended, one QB hit and one forced fumble ... Ranked third among all NFL rookies in tackles

- **9/7 at PHI:** Made NFL debut and posted three solo tackles with one stop for loss
- **9/14 at WAS:** Produced four tackles (two solo) including his first career sack: QB **Kirk Cousins** for an 11-yard loss in the fourth quarter
- **10/19 vs. CLE:** Named AFC Defensive Player of the Week after producing a sack/forced fumble, interception and two passes defended ... Registered a sack/forced fumble of QB **Brian Hoyer** in the third quarter and the ball was recovered by **Paul Posluszny** ... With 5:21 remaining in the game, Smith picked off Hoyer and returned it 15 yards to set up a Jaguars TD
- **11/23 at IND:** Started at LB and paced the team with 12 tackles (nine solo) along with two fumble recoveries and two tackles for loss ... Recovered an **Andrew Luck** fumble in the first quarter and a **Dan Herron** fumble in the second quarter
- **11/30 vs. NYG:** Started at LB and had double-digit tackles for the second straight game, finishing with 10 stops (eight solo)
- **12/18 vs. TEN:** Compiled a then career-high 15 tackles (10 solo) including one for loss
- **12/28 at HOU:** Registered a career-high 16 tackles (11 solo) in the season-finale

COLLEGE (at Florida State, 2010-13)

- Appeared in 54 games with 15 starts
- Totaled 214 tackles (139 solo) with seven sacks, 29 tackles for loss and six QB pressures
- Added four fumble recoveries and two forced fumbles
- Had 10 passes defended and four INTs, three returned for TDs
- Started all 14 games as a senior and tallied a team-high 90 tackles (61 solo), three INTs, 9.5 tackles for loss, two sacks, two fumble recoveries and four passes defended
- Recorded three INTs and tied the school single-season record with three returned for TDs
- First-team All-ACC selection by the league's coaches, ESPN.com and The Sporting News
- Majored in sports administration

PERSONAL

- Attended Lowndes High School in Georgia
- Received four-star ranking from Rivals.com and a three-star rating from Scout.com
- Super Prep All-State selection
- Registered 109 tackles (84 solo) as a senior with a pair of INTs
- Recorded 97 tackles, 16 tackles for loss and two INTs as a junior, leading team to Class 5A championship
- Played in the Georgia Athletic Coaches Association North/South All-Star Classic
- Twitter handle is @TelvinSmith_22

TELVIN SMITH

REGULAR SEASON CAREER STATISTICS

YEAR	TEAM	GP/GS	TKL	SOLO	ASST	TFL	SACKS	ST	FF	FR	PD	INT
2014	JAX	16/10	99	68	31	9	2.0	4	1	2	4	1
2015	JAX	14/14	128	99	29	13	2.5	0	2	0	7	1
2016	JAX	16/16	118	98	20	14	1.0	0	0	1	8	2
2017	JAX	14/14	102	76	26	12	1.0	0	1	2	5	3
NFL totals: 4 yrs.		60/54	447	341	106	48	6.5	4	4	5	24	7

POSTSEASON CAREER STATISTICS

YEAR	TEAM	GP/GS	TKL	SOLO	ASST	TFL	SACKS	ST	FF	FR	PD	INT
2017	JAX	2/2	27	23	4	0	0.0	0	1	1	1	0
NFL totals: 4 yrs.		2/2	27	23	4	0	0.0	0	1	1	1	0

CAREER HIGHS

	GAME	SEASON
Tackles:	16 (12/28/14 at HOU)	128 (2015)
Tackles for loss:	3 (9/13/15 vs. CAR)	14 (2016)
Sacks:	2.0 (12/6/15 at TEN)	2.5 (2015)
Forced fumbles:	1 (four times; last: 10/15/17 vs. LAR)	2 (2015)
Fumble recoveries:	2 (11/23/14 at IND)	2 (2014 & 2017)
Passes defended:	3 (10/25/15 vs. BUF)	8 (2016)
Interceptions:	1 (seven times; last: 11/19/17 at CLE)	3 (2017)

2017 GAME-BY-GAME STATISTICS

DATE	OPP	TKL	SOLO	ASST	TFL	SACKS	ST	FF	FR	INT	PD
09/10	at Houston	2	1	1	0	0.0	0	0	0	0	1
09/17	vs. Tennessee	8	6	2	1	0.0	0	0	0	1	1
09/24	vs. Baltimore	7	7	0	0	0.0	0	0	1	0	0
10/01	at New York Jets	13	11	2	1	0.0	0	0	0	0	0
10/08	at Pittsburgh	10	6	4	2	0.0	0	0	0	1	1
10/15	vs. LA Rams	8	8	0	2	1.0	0	1	0	0	0
10/22	at Indianapolis	10	7	3	2	0.0	0	0	0	0	0
BYE WEEK											
11/05	vs. Cincinnati	4	2	2	1	0.0	0	0	0	0	1
11/12	vs. LA Chargers	9	6	3	2	0.0	0	0	0	0	0
11/19	at Cleveland	5	3	2	0	0.0	0	0	1	1	1
11/26	at Arizona	7	6	1	0	0.0	0	0	0	0	0
12/03	vs. Indianapolis				Inactive						
12/10	vs. Seattle				Inactive						
12/17	vs. Houston	3	2	1	0	0.0	0	0	0	0	0
12/24	at San Francisco	7	4	3	0	0.0	0	0	0	0	0
12/31	at Tennessee	9	7	2	1	0.0	0	0	0	0	0
2017 totals:		102	76	26	12	1.0	0	0	2	3	5
01/07	vs. Buffalo	11	9	2	0	0.0	0	1	0	0	0
01/14	at Pittsburgh	16	14	2	0	0.0	0	0	1	0	1
Postseason totals:		27	23	4	0	0.0	0	1	1	0	1

2016 GAME-BY-GAME STATISTICS

DATE	GAME	TKL	SOLO	ASST	TFL	SACKS	ST	FF	FR	PD	INT
09/11	vs. Green Bay	8	6	2	2	0.0	0	0	0	0	0
09/18	at San Diego	9	7	2	2	0.0	0	0	0	0	0
09/25	vs. Baltimore	7	6	1	1	0.0	0	0	0	2	0
10/02	vs. Indianapolis	8	8	0	1	0.0	0	0	0	0	0
BYE WEEK											
10/16	at Chicago	8	8	0	1	0.0	0	0	0	1	0
10/23	vs. Oakland	5	4	1	3	0.0	0	0	0	0	0
10/27	at Tennessee	15	10	5	0	0.0	0	0	0	1	0
11/06	at Kansas City	5	5	0	0	0.0	0	0	0	1	0
11/13	vs. Houston	6	4	2	0	0.0	0	0	0	0	0
11/20	at Detroit	8	7	1	1	0.0	0	0	1	0	0
11/27	at Buffalo	9	7	2	2	0.0	0	0	0	0	0
12/04	vs. Denver	6	6	0	0	1.0	0	0	0	0	0
12/11	vs. Minnesota	2	2	0	1	0.0	0	0	0	0	0
12/18	at Houston	8	6	2	0	0.0	0	0	0	1	1
12/24	vs. Tennessee	5	4	1	0	0.0	0	0	0	0	0
01/01	at Indianapolis	9	8	1	0	0.0	0	0	0	2	1
2016 totals:		118	98	20	14	1.0	0	0	1	8	2

2015 GAME-BY-GAME STATISTICS

DATE	GAME	TKL	SOLO	ASST	TFL	SACKS	ST	FF	FR	PD	INT
09/13	vs. Carolina	9	7	2	3	0.0	0	0	0	0	0
09/20	vs. Miami	9	6	3	0	0.0	0	0	0	1	1
09/27	at New England	11	7	4	0	0.0	0	0	0	0	0
10/04	at Indianapolis	9	5	4	1	0.5	0	0	0	0	0
10/11	at Tampa Bay	14	13	1	1	0.0	0	0	0	0	0
10/18	vs. Houston	7	7	0	1	0.0	0	0	0	0	0
10/25	vs. Buffalo	9	8	1	2	0.0	0	0	0	3	1
BYE WEEK											
11/08	at N.Y. Jets	8	6	2	1	0.0	0	1	0	2	0
11/15	at Baltimore	12	5	7	0	0.0	0	0	0	0	0
11/19	vs. Tennessee	9	8	1	1	0.0	0	0	0	0	0
11/29	vs. San Diego	7	6	1	0	0.0	0	0	0	0	0
12/06	at Tennessee	9	7	2	1	2.0	0	1	0	0	0
12/13	vs. Indianapolis	9	8	1	1	0.0	0	0	0	1	0
12/20	vs. Atlanta	6	6	0	1	0.0	0	0	0	0	0
12/27	at New Orleans					ina					
01/03	at Houston					ina					
2015 totals:		128	99	29	13	2.5	0	2	0	7	1

2014 GAME-BY-GAME STATISTICS

DATE	GAME	TKL	SOLO	ASST	TFL	SACKS	ST	FF	FR	PD	INT
09/07	at Philadelphia	3	3	0	1	0.0	0	0	0	0	0
09/14	at Washington	4	2	2	1	1.0	0	0	0	0	0
09/21	vs. Indianapolis	3	2	1	0	0.0	0	0	0	0	0
09/28	at San Diego	1	1	0	0	0.0	0	0	0	0	0
10/05	vs. Pittsburgh	4	2	2	0	0.0	0	0	0	0	0
10/12	at Tennessee	2	2	0	0	0.0	0	0	0	0	0
10/19	vs. Cleveland	4	3	1	1	1.0	0	1	0	2	1
10/26	vs. Miami	5	2	3	0	0.0	0	0	0	1	0
11/02	at Cincinnati	7	5	2	0	0.0	0	0	0	0	0
11/09	vs. Dallas	3	3	0	1	0.0	0	0	0	0	0
BYE WEEK											
11/23	at Indianapolis	12	9	3	2	0.0	0	0	2	0	0
11/30	vs. N.Y. Giants	10	9	2	0	0.0	0	0	0	0	0
12/07	vs. Houston	5	4	1	2	0.0	0	0	0	1	0
12/14	at Baltimore	5	1	4	0	0.0	0	0	0	0	0
12/18	vs. Tennessee	15	10	5	1	0.0	0	0	0	0	0
12/28	at Houston	16	11	5	0	0.0	0	0	0	0	0
2014 totals:		99	68	31	9	2.0	0	1	2	4	1

DAWUANE SMOOT

94 DAWUANE SMOOT

DEFENSIVE END
6-3 264 LBS
ILLINOIS
BORN MARCH 2, 1995
GROVEPORT, OHIO
ACQ: THIRD ROUND OF 2017 DRAFT (68TH)
EXP: ROOKIE



TRANSACTIONS

Drafted by Jacksonville in the third round (68th overall) in the 2017 draft

PRO (Games played/started - 16/0, 2/0)

2017 (w/ JAX - 16/0, 2/0)

- **9/10 at HOU:** Made his NFL debut and recorded one solo tackle
- **9/17 vs. TEN:** Saw action at DE and recorded one special teams tackle
- **9/24 vs. BAL:** Saw action at DE and recorded two solo tackles
- **10/1 at NYJ:** Recorded one quarterback hit
- **10/8 at PIT:** Recorded two tackles (one solo) and one tackle for a loss
- **10/15 vs LAR:** Recorded one solo tackle
- **10/22 at IND:** Assisted on one tackle
- **11/5 vs. CIN:** Saw action at DE and on special teams
- **11/12 vs. LAC:** Saw action at DE and on special teams
- **11/19 at CLE:** Recorded two tackles (one solo) and assisted on one special teams tackle
- **11/26 at ARI:** Recorded two solo tackles and also recorded two solo special teams tackles
- **12/3 vs. IND:** Saw action at DE and assisted on one special teams tackle
- **12/10 vs. SEA:** Recorded one solo tackle and one tackle for a loss
- **12/17 vs. HOU:** Recorded one solo tackle
- **12/24 at S.F.:** Recorded two tackles (one solo)
- **12/31 at TEN:** Saw action at DE and on special teams
- **1/7 vs. BUF:** Saw action at DE and on special teams
- **1/14 at PIT:** Saw action at DE and on special teams

COLLEGE (at Illinois, 2013-16)

- Finished his career with 24 straight starts
- Tied for sixth in Illinois history with 38.5 tackles for a loss and eighth with 16.5 career sacks

2016 (Senior)

Named team captain as a senior, starting all 12 games at defensive tackle ... Totaled 56 tackles, 15 for a loss, 5.0 sacks, 10 QB pressures, one pass defended and two forced fumbles ... All-Big Ten third team

- **9/11 vs. UNC:** Earned a safety on a tackle for a loss
- **10/22 at Michigan:** Posted eight tackles
- **11/26 at Northwestern:** Matched his career high of 2.0 sacks

2015 (Junior)

Started all 12 games on the defensive line to total 40 tackles, 15 for a loss, 8.0 sacks, two passes defended, three QB pressures, three forced fumbles and two fumble recoveries ... Led the team in tackles for loss (15) and sacks (8.0), including most tackles for loss in a single season by an Illini since Whitney Mercilus' 22.5 in 2011

- **9/26 vs. MTSU:** Recorded a career-high and Illini season-best 2.0 sacks and had 3 tackles for loss
- **11/28 vs. Northwestern:** Had a season-high six tackles

2014 (Sophomore)

Played in all 13 games, totaling 33 tackles, including 7.5 for a loss, 2.5 sacks, three QB pressures and two passes defended

- **9/20 vs. Texas State:** Posted a career high of 2.0 sacks

2013 (Freshman)

Played in seven games, posting eight tackles and 1.0 sack on the season

- **11/30 vs. Northwestern:** Registered four tackles and 1.0 sack

HIGH SCHOOL

- Attended Groveport Madison (Groveport, Ohio) HS
- In his final two seasons, totaled 204 tackles, 24.0 sacks, five forced fumbles, one fumble recovery and four passes defended
- Earned defensive MVP at Madison his junior and senior years

PERSONAL

- Son of Darrell Sr. and Jamecca Smoot
- Goes by "D.J"

REGULAR SEASON CAREER STATISTICS

YEAR	TEAM	GP/GS	TKL	SOLO	ASST	TFL	SACKS	ST	FF	FR	PD	INT
2017	JAX	16/0	15	11	4	2	0.0	5	0	0	0	0
NFL totals: 1 yr.		16/0	15	11	4	2	0.0	5	0	0	0	0

POSTSEASON CAREER STATISTICS

YEAR	TEAM	GP/GS	TKL	SOLO	ASST	TFL	SACKS	ST	FF	FR	PD	INT
2017	JAX	2/0	0	0	0	0	0.0	0	0	0	0	0
NFL totals: 1 yr.		2/0	0	0	0	0	0.0	0	0	0	0	0

2017 GAME-BY-GAME STATISTICS

DATE	OPP	TKL	SOLO	ASST	TFL	SACKS	ST	FF	FR	INT	PD
09/10	at Houston	1	1	0	0	0.0	0	0	0	0	0
09/17	vs. Tennessee	0	0	0	0	0.0	1	0	0	0	0
09/24	vs. Baltimore	2	2	0	0	0.0	0	0	0	0	0
10/01	at New York Jets	0	0	0	0	0.0	0	0	0	0	0
10/08	at Pittsburgh	2	1	1	1	0.0	0	0	0	0	0
10/15	vs. LA Rams	1	1	0	0	0.0	0	0	0	0	0
10/22	at Indianapolis	1	0	1	0	0.0	0	0	0	0	0
BYE WEEK											
11/05	vs. Cincinnati	0	0	0	0	0.0	0	0	0	0	0
11/12	vs. LA Chargers	0	0	0	0	0.0	0	0	0	0	0
11/19	at Cleveland	2	1	1	0	0.0	1	0	0	0	0
11/26	at Arizona	2	2	0	0	0.0	2	0	0	0	0
12/03	vs. Indianapolis	0	0	0	0	0.0	1	0	0	0	0
12/10	vs. Seattle	1	1	0	1	0.0	0	0	0	0	0
12/17	vs. Houston	1	1	0	0	0.0	0	0	0	0	0
12/24	at San Francisco	2	1	1	0	0.0	0	0	0	0	0
12/31	at Tennessee	0	0	0	0	0.0	0	0	0	0	0
2017 totals:		15	11	4	2	0.0	5	0	0	0	0
01/07	vs. Buffalo	0	0	0	0	0.0	0	0	0	0	0
Postseason totals:		0	0	0	0	0.0	0	0	0	0	0

PEYTON THOMPSON

25 PEYTON THOMPSON



FREE SAFETY
5-10 184 LBS.
SAN JOSE STATE
BORN SEPTEMBER 26, 1990
ABILENE, TEXAS
ACQ: FREE AGENT 2014
EXP: 3RD YEAR

TRANSACTIONS

Originally signed by Atlanta as an undrafted rookie on 4/30/12 ... Waived on 8/31/12 ... Signed by Atlanta to the practice squad on 9/1/12 ... Signed by Atlanta to the 90-man roster on 1/21/13 ... Waived on 8/30/13 ... Signed by Washington to the practice squad on 11/26/13 ... Signed by Washington to the 90-man roster on 13/31/13 ... Waived on 8/9/14 ... Signed by Chicago on 8/18/14 ... Waived on 8/24/14 ... Signed by Jacksonville to the practice squad on 9/1/14 ... Signed to Jacksonville's active roster on 10/25/14 ... Waived on 11/11/14 ... Signed by Jacksonville to the practice squad on 11/12/14 ... Waived on 9/5/15 ... Signed by Jacksonville to the practice squad on 9/6/15 ... Activated to the 53-man active roster on 9/19/15

PRO (Games played/started - 48/0, 2/0)

- Third-year CB has spent time with Atlanta, Washington, Chicago and Jacksonville
- Entered NFL as an undrafted rookie with the Falcons in 2012

2017 (w/ JAX - 16/0, 2/0)

- 9/10 at HOU: Saw action on special teams
- 9/17 vs. TEN: Saw action on special teams
- 9/24 vs. BAL: Recorded one solo tackle
- 10/1 at NYJ: Saw action on special teams
- 10/8 at PIT: Assisted on one tackle
- 10/15 vs. LAR: Recorded one solo special teams tackle
- 10/22 at IND: Recorded one solo tackle
- 11/5 vs. CIN: Saw action on special teams
- 11/12 vs. LAC: Recorded one solo special teams tackle
- 11/19 at CLE: Recorded two special teams tackle (one solo)
- 11/26 at ARI: Saw action on special teams
- 12/3 vs. IND: Assisted on one special teams tackle
- 12/10 vs. SEA: Recorded one solo special teams tackle
- 12/17 vs. HOU: Recorded one solo special teams tackle
- 12/24 at S.F.: Recorded one solo special teams tackle
- 12/31 at TEN: Recorded one solo special teams tackle
- 1/7 vs. BUF: Assisted on one special teams tackle
- 1/14 at PIT: Saw action on special teams

2016 (w/ JAX - 15/0)

- Saw action in 15 games ... Led the team seven special team tackles
- 9/11 vs. G.B.: Played 18 snaps on special teams in the team's season opener
 - 9/18 at S.D.: Saw action on special teams
 - 9/25 vs. BAL: Saw action on special teams
 - 10/2 vs. IND: Made one stop on special teams
 - 10/16 at CHI: Saw action on special teams
 - 10/23 vs. OAK: Saw action on special teams and assisted on one ST tackle
 - 10/27 at TEN: Saw action on special teams
 - 11/6 at K.C.: Saw action on special teams
 - 11/13 vs. HOU: Saw action on special teams
 - 11/20 at DET: Saw action at CB and made two tackles (one solo)
 - 11/27 at BUF: Led the team with three special teams tackles
 - 12/4 vs. DEN: Saw action on special teams
 - 12/11 vs. MIN: Inactive (ankle)
 - 12/18 at HOU: Saw action in relief of CB Aaron Colvin (ankle) and recorded three tackles (two solo)
 - 12/24 vs. TEN: Saw action on special teams and recorded one special teams tackle
 - 1/1 at IND: Saw action on special teams

2015 (w/ JAX - 15/0)

- Played in 15 games after promotion from the practice squad after Week 1 ... Totaled eight tackles (six solo), one pass defended and 0.5 sacks
- 9/20 vs. MIA: Made two solo tackles and recorded one pass defended in season debut
 - 9/27 at N.E.: Made two solo tackles at CB and FS and saw action on special teams
 - 1/3 at HOU: Saw action at CB and on special teams ... Tallied one tackle and 0.5 sacks

2014 (w/ JAX - 2/0)

- Saw action in two games
- 11/2 at CIN: Made his NFL debut

2013 (w/ WAS - ps)

Spent the offseason with the Atlanta Falcons before being released on Aug. 30 ...

Signed to the Redskins' practice squad in Week 13

2012 (w/ ATL - ps)

Spent the season on the Atlanta's practice squad

COLLEGE (at San Jose State, 2008-11)

- Credited with 186 tackles (125 solo), 10.5 tackles for loss, seven interceptions, one sack, two forced fumbles, two fumble recoveries and 22 passes defended in his four seasons at San Jose State
- As a senior in 2011, played in all 13 games with 11 starts
- Shared the team lead with 10 pass break-ups and finished second on the team with two interceptions that year
- Also added 82 total tackles, which ranked third for the Spartans
- Graduated with a degree in sociology

PERSONAL

- Attended Granite Bay (Calif.) High School, where he was a two-time Sacramento Bee honorable mention All-Metro
- Lettered in football and track
- Set a school record in the 400-yard dash (48.2 seconds)
- Native of Abilene, Texas
- Twitter handle is @tattedNspatted



REGULAR SEASON CAREER STATISTICS

YEAR	TEAM	GP/GS	TKL	SOLO	ASST	SACKS	FF	FR	PD	INT
2014	JAX	2/0	0	0	0	0.0	0	0	0	0
2015	JAX	15/0	8	6	2	0.5	0	0	1	0
2016	JAX	15/0	5	3	2	0.0	0	0	0	0
2017	JAX	16/0	3	2	1	0.0	0	0	0	0
Career totals: 3 yrs.		48/0	16	11	5	0.5	0	0	1	0

Additional statistics: five special teams tackles in 2015; six in 2016; nine in 2017



POSTSEASON CAREER STATISTICS

YEAR	TEAM	GP/GS	TKL	SOLO	ASST	SACKS	FF	FR	PD	INT
2017	JAX	2/0	0	0	0	0.0	0	0	0	0
Career totals: 3 yrs.		2/0	0	0	0	0.0	0	0	0	0

Additional Statistics: one special teams tackle



CAREER HIGHS

	GAME	SEASON
Tackles:	3 (12/18/16 at HOU)	8 (2015)
Sacks:	0.5 (1/3/15 at HOU)	0.5 (2015)
Passes defended:	1 (9/20/15 vs. MIA)	1 (2015)



2017 GAME-BY-GAME STATISTICS

DATE	OPP	TKL	SOLO	ASST	TFL	SACKS	ST	FF	FR	INT	PD
09/10	at Houston	0	0	0	0	0.0	0	0	0	0	0
09/17	vs. Tennessee	0	0	0	0	0.0	0	0	0	0	0
09/24	vs. Baltimore	1	1	0	0	0.0	0	0	0	0	0
10/01	at New York Jets	0	0	0	0	0.0	0	0	0	0	0
10/08	at Pittsburgh	1	0	1	0	0.0	0	0	0	0	0
10/15	vs. LA Rams	0	0	0	0	0.0	1	0	0	0	0
10/22	at Indianapolis	1	1	0	0	0.0	0	0	0	0	0
BYE WEEK											
11/05	vs. Cincinnati	0	0	0	0	0.0	0	0	0	0	0
11/12	vs. LA Chargers	0	0	0	0	0.0	1	0	0	0	0
11/19	at Cleveland	0	0	0	0	0.0	2	0	0	0	0
11/26	at Arizona	0	0	0	0	0.0	0	0	0	0	0
12/03	vs. Indianapolis	0	0	0	0	0.0	1	0	0	0	0
12/10	vs. Seattle	0	0	0	0	0.0	1	0	0	0	0
12/17	vs. Houston	0	0	0	0	0.0	1	0	0	0	0
12/24	at San Francisco	0	0	0	0	0.0	1	0	0	0	0
12/31	at Tennessee	0	0	0	0	0.0	1	0	0	0	0
2017 totals:		3	2	1	0	0.0	9	0	0	0	0

01/07	vs. Buffalo	0	0	0	0	0.0	1	0	0	0	0
01/14	at Pittsburgh	0	0	0	0	0.0	0	0	0	0	0
Postseason totals:		0	0	0	0	0.0	1	0	0	0	0

PEYTON THOMPSON



2016 GAME-BY-GAME STATISTICS

DATE	GAME	TKL	SOLO	ASST	SACKS	FF	FR	PD	INT
09/11	vs. Green Bay	0	0	0	0.0	0	0	0	0
09/18	at San Diego	0	0	0	0.0	0	0	0	0
09/25	vs. Baltimore	0	0	0	0.0	0	0	0	0
10/02	vs. Indianapolis	0	0	0	0.0	0	0	0	0
	BYE WEEK								
10/16	at Chicago	0	0	0	0.0	0	0	0	0
10/23	vs. Oakland	0	0	0	0.0	0	0	0	0
10/27	at Tennessee	0	0	0	0.0	0	0	0	0
11/06	at Kansas City	0	0	0	0.0	0	0	0	0
11/13	vs. Houston	0	0	0	0.0	0	0	0	0
11/20	at Detroit	2	1	1	0.0	0	0	0	0
11/27	at Buffalo	0	0	0	0.0	0	0	0	0
12/04	vs. Denver	0	0	0	0.0	0	0	0	0
12/11	vs. Minnesota				ina				
12/18	at Houston	3	2	1	0.0	0	0	0	0
12/24	vs. Tennessee	0	0	0	0.0	0	0	0	0
01/01	at Indianapolis	0	0	0	0.0	0	0	0	0
2016 totals:		5	3	2	0.0	0	0	0	0

Additional statistics: nine special teams tackles (seven solo) in 2016



2015 GAME-BY-GAME STATISTICS

DATE	GAME	TKL	SOLO	ASST	SACKS	FF	FR	PD	INT
09/13	vs. Carolina				ps				
09/20	vs. Miami	2	2	0	0.0	0	0	1	0
09/27	at New England	2	2	0	0.0	0	0	0	0
10/04	at Indianapolis	1	0	1	0.0	0	0	0	0
10/11	at Tampa Bay	0	0	0	0.0	0	0	0	0
10/18	vs. Houston	0	0	0	0.0	0	0	0	0
10/25	vs. Buffalo	0	0	0	0.0	0	0	0	0
11/01	BYE WEEK								
11/08	at N.Y. Jets	1	1	0	0.0	0	0	0	0
11/15	at Baltimore	0	0	0	0.0	0	0	0	0
11/19	vs. Tennessee	0	0	0	0.0	0	0	0	0
11/29	vs. San Diego	0	0	0	0.0	0	0	0	0
12/06	at Tennessee	0	0	0	0.0	0	0	0	0
12/13	vs. Indianapolis	0	0	0	0.0	0	0	0	0
12/20	vs. Atlanta	1	1	0	0.0	0	0	0	0
12/27	at New Orleans	0	0	0	0.0	0	0	0	0
01/03	at Houston	1	0	1	0.5	0	0	0	0
2015 totals:		8	6	2	0.5	0	0	1	0

Additional statistics: five special teams tackles in 2015

JOSH WALKER

73

JOSH WALKER

OFFENSIVE LINEMAN
6-5 330 LBS.
MIDDLE TENNESSEE STATE
BORN JUNE 2, 1991
SPRING CITY, TENNESSEE
ACQ: FREE AGENT 2017
EXP: 3RD YEAR



TRANSACTIONS

Originally signed by Indianapolis as an undrafted free agent on 5/11/14 ... Waived on 8/30/14 ... Signed by Indianapolis to the practice squad on 9/16/14 ... Signed by Green Bay to the practice squad on 9/23/14 ... Signed by Green Bay on 1/20/15 ... Waived on 9/3/16 ... Signed by Houston to the practice squad on 10/27/16 ... Promoted to the 53-man active roster on 11/8/16

PRO (Games played/started - 17/0)

• Has played in 15 career games with Houston and Green Bay, as well as several stints on the practice squad in Green Bay, Indianapolis and Houston

2017 (w/ JAX - 2/0)

- 9/10 at HOU: Inactive
- 9/17 vs. TEN: Inactive
- 9/24 vs. BAL: Inactive
- 10/1 at NYJ: Inactive
- 10/8 at PIT: Inactive
- 10/15 vs LAR: Inactive
- 10/22 at IND: Inactive
- 11/5 vs. CIN: Inactive
- 11/12 vs. LAC: Saw action on special teams in his Jaguars debut
- 11/19 at CLE: Did not play
- 11/26 at ARI: Did not play
- 12/3 vs. IND: Saw action at LT for four snaps in place of injured Cam Robinson and on special teams
- 12/10 vs. SEA: Inactive
- 12/17 vs. HOU: Inactive
- 12/24 at S.F.: Inactive
- 12/31 at TEN: Did not play
- 1/7 vs. BUF: Inactive
- 1/14 at PIT: Inactive

2016 (w/ HOU - 2/0)

- Spent training camp with Green Bay, before being waived and signed to the Houston practice squad prior to Week 8
- Active but DNP in Week 10
 - 12/18 vs. JAX: Made his Houston debut as a reserve offensive lineman

2015 (w/ G.B. - 13/0)

- Played in 13 games, seeing action on offense and special teams
 - 9/13 at CHI: Made his NFL debut, appearing on five snaps on special teams and three on offense
 - 10/11 vs. STL: Played 32 snaps at RG in place of T.J. Lang after he departed with injury

2014 (w/ IND - ps; w/ G.B. - ps)

- Served on Green Bay's practice squad for the final 13 games of the regular season and two playoff games
- Spent the first two weeks of the regular season on Indianapolis' practice squad

COLLEGE (at Middle Tennessee State, 2010-13)

- Played in 49 games with 34 starts, including 25 straight to end his collegiate career, in four seasons with the Blue Raiders
- Never missed a game during his career
- Earned second-team All-Conference USA honors and was voted a team captain in his final season

PERSONAL

- Attended Rhea County (Evansville, Tenn.) High School, where he was a three-year starter on the offensive and defensive line for the Golden Eagles
- Named to The Tennessean's 2008 Dream Team and the Best of Preps after recording 41 pancake blocks his senior year in helping lead his team to a 10-3 record
- Also lettered in track and field his senior year, participating in the shot put and discus events

JOSH WELLS

72

JOSH WELLS

OFFENSIVE LINEMAN

6-6 306 LBS


JAMES MADISON

BORN FEBRUARY 14, 1991

MECHANICSVILLE, VIRGINIA

ACQ: ROOKIE FREE AGENT 2014

EXP: 3RD YEAR



TRANSACTIONS

Originally signed by Jacksonville as an undrafted rookie on 5/14/14 ... Placed on injured reserve on 9/4/16 ... Activated to 53-man roster on 11/21/16

PRO (Games played/started - 32/3, 2/0)

• Third-year OL has contributed on special teams, LT, LG and RT

2017 (w/ JAX - 15/3, 2/0)

- **9/10 at HOU:** Saw action on special teams
- **9/17 vs. TEN:** Saw action on special teams
- **9/24 vs. BAL:** Saw action at LT and on special teams
- **10/1 at NYJ:** Saw action on special teams
- **10/8 at PIT:** Saw action as an extra offensive lineman and on special teams
- **10/15 vs LAR:** Saw action on special teams
- **10/22 at IND:** Stepped in at LT for **Cam Robinson** (ankle) in the first quarter and played the remainder of the game and helped the team rush for 188 yards
- **11/5 vs. CIN:** Played four snaps at LT for injured Cam Robinson and one snap at RT for injured Jermeay Parnell
- **11/12 vs. LAC:** Started at RT in place of injured RT **Jermeay Parnell** and helped the team rush for 135 yards
- **11/19 at CLE:** Started at RT in place of injured **Jermeay Parnell** and helped the team rush for 139 yards
- **11/26 at ARI:** Started at RT in place of injured **Jermeay Parnell**
- **12/3 vs. IND:** Inactive (concussion)
- **12/10 vs. SEA:** Saw action as an extra offensive lineman
- **12/17 vs. HOU:** Saw action at RT in relief of **Jermeay Parnell**
- **12/24 at S.F.:** Saw action at LT after **Cam Robinson** left the game in the second quarter
- **12/31 at TEN:** Started at LT in place of injured **Cam Robinson**
- **1/7 vs. BUF:** Played two snaps at RT and saw action on special teams
- **1/14 at PIT:** Saw action on special teams

2016 (w/ JAX - 5/0)

Spent the first 11 weeks on the team's injured reserve list (thumb) before being activated to the 53-man roster prior Week 12

- **11/27 at BUF:** Made his 2016 debut on special teams
- **12/4 vs. DEN:** Saw action on special teams
- **12/11 vs. MIN:** Saw one snap at LT and saw action on special teams
- **12/18 at HOU:** Saw action at LG in relief of **Jeremiah Poutasi** ... Left the game with a shoulder injury and did not return
- **12/24 vs. TEN:** Dressed but did not play
- **1/1 at IND:** Saw action along the offensive line

2015 (w/ JAX - IR)

Placed on injured reserve on August 28 with a thumb injury

2014 (w/ JAX - 12/0)

One of three undrafted rookies to make opening day roster (**Tyler Shatley, Allen Hurns**) ... Played in 12 games as a rookie, primarily on special teams

- **9/21 at IND:** Made NFL debut on special teams
- **10/26 vs. MIA:** Inserted into the game in the first quarter for **Luke Joeckel** (concussion) at LT and played the remainder of the game
- **11/30 vs. NYG:** Inserted into the game in the second quarter for an injured **Austin Pasztor** at RT and played every snap

COLLEGE (at James Madison, 2009-13)

- Four-year letterman
- Started all 12 games as a senior in 2013 while serving as a team captain
- Two-time second-team All-CAA selection
- Saw action at TE and DL to fill-in for injury
- Majored in sports management

PERSONAL

- Four-year letterman at QB for Hanover (Mechanicsville, Va.) High School, where he threw for more than 4,000 yards and 28 TDs while rushing for 900 yards and five TDs
- First-team All-Capital District selection as a senior
- Two-year team captain
- Full name is Joshua Ryan Wells
- Twitter handle is @J_Wells72

DEDE WESTBROOK

[12] DEDE WESTBROOK

WIDE RECEIVER

6-0 178 LBS


OKLAHOMA

BORN NOVEMBER 21, 1993

CAMERON, TEXAS

ACQ: FOURTH ROUND OF 2017 DRAFT (110TH)

EXP: ROOKIE



TRANSACTIONS

Drafted by Jacksonville in the fourth round (110th overall) of the 2017 draft ... Placed on injured/reserve on 9/8/17 ... Activated to the 53-man roster on 11/18/17

PRO (Games played/started - 7/5, 2/2)

- Spent first 10 weeks of the season on injured/reserve
- Led the NFL in receiving yards (288), tied for most receiving TDs (2) and was second in receptions (13) during the 2017 preseason

2017 (w/ JAX - 7/5, 2/2)

Activated to the 53-man active roster prior to the team's Week 11 game at Cleveland

- 11/19 at CLE:** Made his NFL and Jaguars debut and recorded three receptions for 35 yards, including a game-long 28-yard reception
- 11/26 at ARI:** Led the team with six receptions for 41 yards
- 12/3 vs. IND:** Made his first career start at WR and recorded six receptions for 78 yards
- 12/10 vs. SEA:** Started at WR and recorded five receptions for 81 yards and his first career TD, an 18-yard catch in the third quarter
- 12/17 vs. HOU:** Started at WR and recorded two receptions for 21 yards
- 12/24 at S.F.:** Started at WR and recorded four receptions for 74 yards
- 12/31 at TEN:** Started at WR and recorded one reception for nine yards
- 1/7 vs. BUF:** Started at WR and led the team with five receptions for 48 yards
- 1/14 at PIT:** Started at WR and recorded one reception for eight yards

COLLEGE (at Oklahoma, 2015-16)

Finished career ranked fourth in school history with nine 100-yard receiving games, tied for sixth with 21 TD receptions, seventh with 2,267 career receiving yards and 12th with 126 career receptions, despite playing just two seasons

2016 (Senior)

One of five Heisman Trophy finalists (along with teammate **Baker Mayfield**) ... OU's first winner of the Biletnikoff Award, given to the most outstanding receiver ... One of four finalists for the Paul Hornug Award, given to the most versatile college player of the year ... Set the OU single-season record with 17 receiving TDs ... Recorded at least 100 receiving yards in eight of OU's nine Big 12 games and 88 in the other ... Led all Power 5 players in receiving yards (1,524) and receiving TDs per game (1.31) while ranking third in receiving yards per game (117.2) ... 1,370 of his 1,524 receiving yards and all 17 of his receiving TDs came in the last 10 games (most receiving yards and TDs in a 10-game stretch in school history) ... His 17 receiving scores over the final 10 games were more than 43 teams had on the season ... His 12 offensive TDs of at least 40 yards were the most in one season since by an FBS player since at least 1996 ... Led nation in receptions of 20-plus yards (26), 50-plus yards (seven), 60-plus yards (six) and 70-plus yards (three) ... Led Big 12 in conference play in receiving yards (145.7 per game) and points (11.6 per game) ... Averaged 16.2 yards on his nine punt returns, including a 71-yard TD return against Kansas State, and 27.1 yards on his nine kickoff returns

2015 (Junior)

Named Big 12 Offensive Newcomer of the Year by league's coaches ... Started all 13 games ... Totaled 46 receptions for 743 yards (16.2 rec. avg.) and four TDs

Junior College

Mid-year transfer was a four-star was a four-star recruit by ESPN, Rivals and Scout and a three-star recruit by 247Sports ... Listed as No. 12 overall JUCO player by ESPN, No. 22 by Scout and No. 33 by 247Sports ... Ranked as No. 3 JUCO wide receiver by ESPN and No. 4 by 247Sports ... Ranked second in the nation with 76 receptions and led junior college ranks with 1,487 yards and 13 TDs in only eight games to earn NJCAA First-Team All-America honors as a sophomore at Blinn Community College

HIGH SCHOOL

- Attended Cameron Yoe (Texas) High School



REGULAR SEASON CAREER STATISTICS

YEAR	TEAM	GP/GS	RECS	YDS	AVG.	LG	TD
2017	JAX	7/5	27	339	12.6	29	1
NFL totals: 1 yr.		7/5	27	339	12.6	29	1



POSTSEASON CAREER STATISTICS

YEAR	TEAM	GP/GS	RECS	YDS	AVG.	LG	TD
2017	JAX	2/2	6	56	9.3	20	0
NFL totals: 1 yr.		2/2	6	56	9.3	20	0



2017 GAME-BY-GAME STATISTICS

DATE	OPP	RECS	YDS	AVG.	LG	TD
09/10	at Houston				IR	
09/17	vs. Tennessee				IR	
09/24	vs. Baltimore				IR	
10/01	at New York Jets				IR	
10/08	at Pittsburgh				IR	
10/15	vs. LA Rams				IR	
10/22	at Indianapolis				IR	
	BYE WEEK					
11/05	vs. Cincinnati				IR	
11/12	vs. LA Chargers				IR	
11/19	at Cleveland	3	35	11.7	28	0
11/26	at Arizona	6	41	6.8	10	0
12/03	vs. Indianapolis	6	78	13.0	22	0
12/10	vs. Seattle	5	81	16.2	29	1
12/17	vs. Houston	2	21	10.5	14	0
12/24	at San Francisco	4	74	18.5	23	0
12/31	at Tennessee	1	9	9.0	9	0
2017 totals:		27	339	12.6	29	1
01/07	vs. Buffalo	5	48	9.6	20	0
01/14	at Pittsburgh	1	8	8.0	8	0
Postseason totals:		6	56	9.3	20	0

JARROD WILSON

26

JARROD WILSON



SAFETY

6-2 210 LBS

MICHIGAN

BORN FEBRUARY 9, 1994

AKRON, OHIO

ACQ: FREE AGENT 2016

EXP: 2ND YEAR

TRANSACTIONS

Originally signed by Jacksonville as an undrafted rookie on May 1, 2016

PRO (Games played/started - 31/0, 2/0)

- Made his NFL debut in Week 1 of the 2016 season

2017 (w/ JAX - 15/0, 2/0)

- **9/10 at HOU:** Saw action on special teams
- **9/17 vs. TEN:** Saw action on special teams
- **9/24 vs. BAL:** Saw action at S and on special teams
- **10/1 at NYJ:** Recorded one solo special teams tackle
- **10/8 at PIT:** Inactive
- **10/15 vs. LAR:** Saw action on special teams
- **10/22 at IND:** Recorded one solo tackle
- **11/5 vs. CIN:** Saw action at S and on special teams
- **11/12 vs. LAC:** Recorded one solo special teams tackle
- **11/19 at CLE:** Saw action at S and on special teams, recovering one fumble in the third quarter on CLE S **Jabrill Peppers'** muffed punt
- **11/26 at ARI:** Recorded two solo special teams tackles
- **12/3 vs. IND:** Recorded two special teams tackles (one solo)
- **12/10 vs. SEA:** Recorded one solo special teams tackle
- **12/17 vs. HOU:** Recorded two solo tackles
- **12/24 at S.F.:** Recorded one solo special teams tackle
- **12/31 at TEN:** Recorded one solo tackle
- **1/7 vs. BUF:** Played one snap at SS and saw action on special teams
- **1/14 at PIT:** Recorded two passes defended in relief of **Tashaun Gipson**, who left the game with a foot injury and did not return

2016 (w/ JAX - 16/0)

- **9/11 vs. G.B.:** Made his NFL and Jaguars debut and played 12 snaps on special teams
- **9/18 at S.D.:** Played four snaps at SS and four snaps on special teams
- **9/25 vs. BAL:** Saw action on special teams
- **10/2 vs. IND:** Played one snap at safety and contributed on special teams
- **10/16 at CHI:** Saw one snap at SS and contributed on special teams
- **10/23 vs. OAK:** Saw action on special teams and on defense and led the team with four ST tackles (three solo)
- **10/27 at TEN:** Saw action on special teams and assisted on one special teams tackle
- **11/6 at K.C.:** Saw action on special teams
- **11/13 vs. HOU:** Saw three snaps at SS and registered one solo tackle ... Also saw action on special teams
- **11/20 at DET:** Saw action primarily on special teams
- **11/27 at BUF:** Saw action primarily on special teams
- **12/4 vs. DEN:** Played two snaps at safety and saw action on special teams
- **12/11 vs. MIN:** Saw nine snaps at SS and action on special teams, recording one special teams tackles
- **12/18 at HOU:** Saw action at FS in goal-line situations and recorded one solo tackle
- **12/24 vs. TEN:** Saw action on special teams
- **1/1 at IND:** Played two snaps at safety and saw action on special teams

COLLEGE (at Michigan, 2012-15)

- Four-year letterman
- Appeared in 48 games with 31 starts
- Career totals include 169 tackles, 4 tackles for loss, one forced fumble, one fumble recovery, four INTs and seven passes defended
- Named a 2015 All-Big Ten honorable mention
- As a senior in 2015, started all 13 games at safety
- As a junior in 2014, started 10 games at safety and totaled 50 tackles and one forced fumble
- Majored in general studies in the College of Literature, Science and the Arts

PERSONAL

- Attended Akron (Ohio) Buchtel High School where he played for former Michigan RB Ricky Powers
- Registered 71 tackles and three INTs, including one pick-six, as a senior in 2011 en route to first-team All-State honors
- Also lettered in basketball
- His uncle, Dave Young, played at Purdue and for the Baltimore Colts

REGULAR SEASON CAREER STATISTICS

YEAR	TEAM	GP/GS	TKL	SOLO	ASST	SACKS	FF	FR	PD	INT
2016	JAX	16/0	2	2	0	0.0	0	0	0	0
2017	JAX	15/0	4	4	0	0.0	0	1	0	0
Career totals: 2 yrs.		31/0	6	6	0	0.0	0	1	0	0

POSTSEASON CAREER STATISTICS

YEAR	TEAM	GP/GS	TKL	SOLO	ASST	SACKS	FF	FR	PD	INT
2017	JAX	2/0	0	0	0	0.0	0	0	2	0
Career totals: 2 yrs.		2/0	0	0	0	0.0	0	0	2	0

2017 GAME-BY-GAME STATISTICS

DATE	OPP	TKL	SOLO	ASST	TFL	SACKS	ST	FF	FR	INT	PD
09/10	at Houston	0	0	0	0	0.0	0	0	0	0	0
09/17	vs. Tennessee	0	0	0	0	0.0	0	0	0	0	0
09/24	vs. Baltimore	0	0	0	0	0.0	0	0	0	0	0
10/01	at New York Jets	0	0	0	0	0.0	1	0	0	0	0
10/08	at Pittsburgh					Inactive					
10/15	vs. LA Rams	0	0	0	0	0.0	0	0	0	0	0
10/22	at Indianapolis	1	1	0	0	0.0	0	0	0	0	0
	BYE WEEK										
11/05	vs. Cincinnati	0	0	0	0	0.0	0	0	0	0	0
11/12	vs. LA Chargers	0	0	0	0	0.0	1	0	0	0	0
11/19	at Cleveland	0	0	0	0	0.0	0	0	1	0	0
11/26	at Arizona	0	0	0	0	0.0	2	0	0	0	0
12/03	vs. Indianapolis	0	0	0	0	0.0	2	0	0	0	0
12/10	vs. Seattle	0	0	0	0	0.0	1	0	0	0	0
12/17	vs. Houston	2	2	0	0	0.0	0	0	0	0	0
12/24	at San Francisco	0	0	0	0	0.0	1	0	0	0	0
12/31	at Tennessee	1	1	0	0	0.0	0	0	0	0	0
2017 totals:		4	4	0	0	0.0	8	0	1	0	0
01/07	vs. Buffalo	0	0	0	0	0.0	0	0	0	0	0
01/14	at Pittsburgh	0	0	0	0	0.0	0	0	0	2	0
Postseason totals:		0	0	0	0	0.0	0	0	0	2	0

2016 GAME-BY-GAME STATISTICS

DATE	GAME	TKL	SOLO	ASST	SACKS	FF	FR	PD	INT
09/11	vs. Green Bay	0	0	0	0.0	0	0	0	0
09/18	at San Diego	0	0	0	0.0	0	0	0	0
09/25	vs. Baltimore	0	0	0	0.0	0	0	0	0
10/02	vs. Indianapolis	0	0	0	0.0	0	0	0	0
	BYE WEEK								
10/16	at Chicago	0	0	0	0.0	0	0	0	0
10/23	vs. Oakland	0	0	0	0.0	0	0	0	0
10/27	at Tennessee	0	0	0	0.0	0	0	0	0
11/06	at Kansas City	0	0	0	0.0	0	0	0	0
11/13	vs. Houston	1	1	0	0.0	0	0	0	0
11/20	at Detroit	0	0	0	0.0	0	0	0	0
11/27	at Buffalo	0	0	0	0.0	0	0	0	0
12/04	vs. Denver	0	0	0	0.0	0	0	0	0
12/11	vs. Minnesota	0	0	0	0.0	0	0	0	0
12/18	at Houston	1	1	0	0.0	0	0	0	0
12/24	vs. Tennessee	0	0	0	0.0	0	0	0	0
01/01	at Indianapolis	0	0	0	0.0	0	0	0	0
2016 totals:		2	2	0	0.0	0	0	0	0

Additional statistics: six special teams tackles in 2016

T.J. YELDON

24

T.J. YELDON

RUNNING BACK

6-1 223 LBS


ALABAMA

BORN OCTOBER 2, 1993

DAPHNE, ALABAMA

ACQ: 2ND ROUND OF 2015 DRAFT (36TH)

EXP: 3RD YEAR



TRANSACTIONS

Originally drafted by Jacksonville in the second round (36th overall) of the 2015 Draft ... Placed on injured reserve on 12/26/16

PRO (Games played/started - 37/25, 1/0)

• Third-year RB has started in 25 of 37 career games he has appeared in

2017 (w/ JAX - 10/0, 1/0)

- **9/10 at HOU:** Inactive
- **9/17 vs. TEN:** Inactive
- **9/24 vs. BAL:** Inactive
- **10/1 at NYJ:** Inactive
- **10/8 at PIT:** Inactive
- **10/15 vs LAR:** Inactive
- **10/22 at IND:** Rushed nine times for 122 yards and one TD, including a career-long touchdown run of 58 yards ... Recorded two receptions for 15 yards
- **11/5 vs. CIN:** Rushed 11 times for 41 yards and recorded two receptions for 11 yards
- **11/12 vs. LAC:** Rushed three times for 11 yards and recorded six receptions for 39 yards
- **11/19 at CLE:** Rushed five times for 15 yards and had one reception for five yards
- **11/26 at ARI:** Rushed three times for 10 yards and had five receptions for 42 yards
- **12/3 vs. IND:** Recorded two receptions for 25 yards
- **12/10 vs. SEA:** Rushed twice for nine yards
- **12/17 vs. HOU:** Rushed seven times for 27 yards and caught four passes for 25 yards
- **12/24 at S.F.:** Rushed five times for 13 yards and led the team with seven receptions for 64 yards
- **12/31 at TEN:** Rushed four times for five yards and caught one pass for negative-two yards
- **1/7 vs. BUF:** Inactive (illness)
- **1/14 at PIT:** Rushed five times for 20 yards and one TD and recorded three receptions for a team-high 57 yards receiving ... Recorded a 40-yard reception on third-and-five to set up FB **Tommy Bohanon's** 14-yard TD reception in the fourth quarter

2016 (w/ JAX - 15/13)

- Started 13 of 15 games played ... Totaled 130 rushes for 465 yards, including one TD, and had 50 receptions for 312 receiving yards and one TD
- **9/11 vs. G.B.:** Started at RB and rushed 21 times for 39 yards and one TD
 - **9/18 at S.D.:** Rushed seven times for 28 yards (4.0 avg.)
 - **9/25 vs. BAL:** Rushed six times for 17 yards and also had 2 receptions for 11 yards
 - **10/2 vs. IND:** Rushed 14 times for 71 yards (5.1 avg.) and recorded four receptions for 46 yards
 - **10/16 at CHI:** Rushed six times for 21 yards and posted one reception for five yards
 - **10/23 vs. OAK:** Rushed six times for 24 yards and caught one pass for four yards ... Matched his longest rush of the season with a 15-yard run
 - **10/27 at TEN:** Rushed for 20 yards on three carries and also had four receptions for 36 yards
 - **11/6 at K.C.:** Rushed seven times for 33 yards (4.7 rush avg.) and had five receptions for 32 yards and one TD
 - **11/13 vs. HOU:** Rushed nine times for 31 yards (3.4 rush avg.) and had three receptions for 27 yards (9.0 rec. avg.)
 - **11/20 at DET:** Rushed four times for 16 yards (4.0 rush avg.) before exiting the game with an ankle injury
 - **11/27 at BUF:** Rushed six times for 17 yards and posted one reception for three yards
 - **12/4 vs. DEN:** Rushed 14 times for 55 yards and posted three receptions for 27 yards
 - **12/11 vs. MIN:** Rushed 17 times for 59 yards (3.5 avg.) and posted a team-high seven receptions for 31 yards (4.4 rec. avg.)
 - **12/18 at HOU:** Rushed eight times for 28 yards (3.5 avg.) and recorded team-highs with five receptions for 34 yards
 - **12/24 vs. TEN:** Rushed twice for five yards and left the game in the first quarter

with an ankle injury and did not return

2015 (w/ JAX - 12/12)

- Played and started in 12 games during his rookie season ... Totaled 182 rushes for 740 yards (4.1 rush avg.) and two TDs and 36 receptions for 279 yards (7.8 rec. avg.) and one TD ... His 740 rushing yards are the most by a Jaguars rookie in a single season since **Maurice Jones-Drew** (941 yards) in 2006 ... Ranked fourth among NFL rookies with 1,019 scrimmage yards (740 rushing, 279 receiving)
- **9/13 vs. CAR:** Rushed 12 times for 51 yards (4.3 avg.) and had three receptions for 16 yards (5.3 avg.) in NFL debut
 - **9/20 vs. MIA:** Rushed 25 times for 70 yards (2.8 avg.) and had three receptions for 13 yards (4.3 avg.)
 - **10/4 at IND:** Recorded his first 100-yard rushing game of his career, tallying 22 rushes for 105 yards (4.8 avg.), including a career-long 36-yard scamper in OT ... Also had two catches for four yards (2.0 rec. avg.) ... Became first Jaguars rookie RB to rush for 100 yards since Jones-Drew recorded 131 yards on 12/24/06 versus New England
 - **10/11 at T.B.:** Rushed 11 times for 32 yards (2.9 rush avg.) and had five receptions for 31 yards (6.2 rec. avg.), including his first career NFL touchdown
 - **10/25 vs. BUF:** Rushed 20 times for a season- and career-high 115 yards and his first career TD
 - **11/8 at NYJ:** Rushed 14 times for 64 yards (4.6 rush avg.), including a career-long 45-yard carry in the fourth quarter
 - **12/6 at TEN:** Rushed 15 times for 57 yards (3.8 rush avg.) and one TD, and had four receptions for a career-high 79 receiving yards, including a career-long reception of 67 yards

COLLEGE (at Alabama, 2012-14)

- Appeared in 39 games with 21 starts and finished fourth in school history with 3,322 career rushing yards and third with 37 career rushing TDs
- Only player in school history to rush for 1,000-plus yards in his first two seasons
- Fifth player in program history to rush for 1,000-plus yards in multiple seasons, joining **Johnny Musso** (1970-71), **Bobby Humphrey** (1986-87), **Shaun Alexander** (1998-99) and **Kenneth Darby** (2004-05)
- Finished 243 yards behind Alexander's school record of 3,565 yards (1996-99)
- Only player in school history to be named the Dixie Howell Memorial Most Valuable Player of the A-Day Game three times

PERSONAL

- Attended Daphne (Ala.) High School where he played for coach Glenn Vickery
- Named Mr. Football for the state of Alabama by the Alabama Sports Writers Association
- First-team All-State selection by the ASWA
- Second-team USA Today High School All-America selection
- Five-star recruit according to Rivals.com and 247sports.com
- Totaled 6,155 scrimmage yards in four years with 73 TDs
- Won the 2010 Alabama 6A State Championship
- Twitter handle is @T_Yeldon

REGULAR SEASON CAREER STATISTICS

YEAR	TEAM	GP/GS	RUSHING					RECEIVING				
			NO	YDS	AVG	LG	TD	NO	YDS	AVG	LG	TD
2015	JAX	12/12	182	740	4.1	45	2	36	279	7.8	67	1
2016	JAX	15/13	130	465	3.6	16	1	50	312	6.2	16	1
2017	JAX	10/0	49	253	5.2	58t	2	30	224	7.5	20	0
NFL totals: 3 yrs. 38/25			361	1,443	4.0	58t	5	116	825	7.1	67	2

POSTSEASON CAREER STATISTICS

YEAR	TEAM	GP/GS	RUSHING					RECEIVING					
			NO	YDS	AVG	LG	TD	NO	YDS	AVG	LG	TD	
2017	JAX	1/0	5	20	4.0	6	1	3	57	19.0	40	0	
Career totals: 3 yr.			1/0	5	20	4.0	6	1	3	57	19.0	40	0

CAREER HIGHS

	GAME	SEASON
Rushing attempts:	25 (9/20/15 vs. MIA)	182 (2015)
Rushing yards:	115 (10/25/15 vs. BUF)	740 (2015)
Longest rush:	45 (11/8/15 at NYJ)	45 (2015)
Rushing touchdowns:	1 (five times, last: 12/24/17 at S.F.)	2 (2014 & 2017)
Receptions:	8 (9/18/16 at S.D.)	36 (2015)
Receiving yards:	79 (12/6/15 at TEN)	279 (2015)
Longest reception:	67 (12/6/15 at TEN)	67 (2015)
Receiving touchdowns:	1 (twice, last: 11/6/16 at KC)	1 (2015 & 2016)

T.J. YELDON



2017 GAME-BY-GAME STATISTICS

DATE	GAME	RUSHING					RECEIVING						
		NO	YDS	AVG	LG	TD	NO	YDS	AVG	LG	TD		
09/10	at Houston												
09/17	vs. Tennessee												
09/24	vs. Baltimore												
10/01	at New York Jets												
10/08	at Pittsburgh												
10/15	vs. LA Rams												
10/22	at Indianapolis	9	122	13.6	58t	1	2	15	7.5	8	0		
	BYE WEEK												
11/05	vs. Cincinnati	11	41	3.7	15	0	2	11	5.5	6	0		
11/12	vs. LA Chargers	3	11	3.7	8	0	6	39	6.5	11	0		
11/19	at Cleveland	5	15	3.0	9	0	1	5	5.0	5	0		
11/26	at Arizona	3	10	3.3	6	0	5	42	8.4	16	0		
12/03	vs. Indianapolis	0	0	0.0	-	0	2	25	12.5	16	0		
12/10	vs. Seattle	2	9	4.5	6	0	0	0	0.0	-	0		
12/17	vs. Houston	7	27	3.9	9	0	4	25	6.3	11	0		
12/24	at San Francisco	5	13	2.6	11	1	7	64	9.1	20	0		
12/31	at Tennessee	4	5	1.3	4	0	1	-2	-2.0	-2	0		
2017 totals:		49	253	5.2	58t	2	30	224	7.5	20	0		
01/07	vs. Buffalo												
01/14	at Pittsburgh	5	20	4.0	6	1	3	57	19.0	40	0		
Postseason totals:		5	20	4.0	6	1	3	57	19.0	40	0		



2016 GAME-BY-GAME STATISTICS

DATE	GAME	RUSHING					RECEIVING						
		NO	YDS	AVG	LG	TD	NO	YDS	AVG	LG	TD		
09/11	vs. Green Bay	21	39	1.9	7	1	4	30	7.5	11	0		
09/18	at San Diego	7	28	4.0	15	0	8	10	1.3	8	0		
09/25	vs. Baltimore	6	17	2.8	9	0	2	11	5.5	6	0		
10/02	vs. Indianapolis	14	71	5.1	15	0	4	46	11.5	16	0		
	BYE WEEK												
10/16	at Chicago	6	21	3.5	13	0	1	5	5.0	5	0		
10/23	vs. Oakland	6	24	4.0	15	0	1	4	4.0	4	0		
10/27	at Tennessee	3	20	6.7	12	0	4	36	9.0	12	0		
11/06	at Kansas City	7	33	4.7	16	0	5	32	6.4	13t	1		
11/13	vs. Houston	9	32	3.6	7	0	3	27	9.0	17	0		
11/20	at Detroit	4	16	4.0	7	0	2	16	8.0	14	0		
11/27	at Buffalo	6	17	2.8	6	0	1	3	3.0	3	0		
12/04	vs. Denver	14	55	3.9	8	0	3	27	9.0	10	0		
12/11	vs. Minnesota	17	59	3.5	12	0	7	31	4.4	10	0		
12/18	at Houston	8	28	3.5	12	0	5	34	6.8	10	0		
12/24	vs. Tennessee	2	5	2.5	4	0	0	0	0.0	0	0		
01/01	at Indianapolis						IR						
2016 totals:		130	465	3.6	16	1	50	312	6.2	16	1		



2015 GAME-BY-GAME STATISTICS

DATE	GAME	RUSHING					RECEIVING						
		NO	YDS	AVG	LG	TD	NO	YDS	AVG	LG	TD		
09/13	vs. Carolina	12	51	4.3	14	0	3	16	5.3	7	0		
09/20	vs. Miami	25	70	2.8	12	0	3	13	4.3	11	0		
09/27	at New England	11	33	3.0	8	0	2	9	4.5	9	0		
10/04	at Indianapolis	22	105	4.8	36	0	2	4	2.0	5	0		
10/11	at Tampa Bay	11	32	2.9	10	0	5	31	6.2	13	1		
10/18	vs. Houston												
10/25	vs. Buffalo	20	115	5.8	28t	1	1	9	9.0	9	0		
	BYE WEEK												
11/08	at N.Y. Jets	14	64	4.6	45	0	3	37	12.3	21	0		
11/15	at Baltimore	18	61	3.4	16	0	5	6	1.2	7	0		
11/19	vs. Tennessee	14	54	3.9	15	0	3	28	9.3	13	0		
11/29	vs. San Diego	9	36	4.0	21	0	4	46	11.5	20	0		
12/06	at Tennessee	15	57	3.8	9	1	4	79	19.8	67	0		
12/13	vs. Indianapolis	11	62	5.6	14	0	1	1	1.0	1	0		
12/20	vs. Atlanta												
12/27	at New Orleans												
01/03	at Houston												
2015 totals:		182	740	4.1	45	2	36	279	7.8	67	1		



DIVISIONAL ROUND GAME BOOK
AFC CHAMPIONSHIP GAME AT NEW ENGLAND PATRIOTS

National Football League Game Summary

NFL Copyright © 2017 by The National Football League. All rights reserved. This summary and play-by-play is for the express purpose of assisting media in their coverage of the game; any other use of this material is prohibited without the written permission of the National Football League. Updated: 1/15/2018

Date: Sunday, 1/14/2018

Jacksonville Jaguars at Pittsburgh Steelers

at Heinz Field, Pittsburgh

Start Time: 1:05 PM EST

Game Day Weather

Game Weather: Sunny
Played Outdoors on Turf: Grass

Temp: 18° F (-7.8° C) Humidity: 55%, Wind: From ENE 2 mph
Outdoor Weather: Sunny, Wind Chill: 18

Officials

Referee: Allen, Brad (122)	Umpire: Anderson, Barry (20)	Down Judge: Bergman, Jerry (91)
Line Judge: Mapp, Julian (10)	Field Judge: Larrew, Joe (73)	Side Judge: Coleman IV, Walt (87)
Back Judge: Helverson, Scott (93)	Replay Official: Lapetina, Jim (0)	

Lineups

Jacksonville Jaguars			Pittsburgh Steelers		
Offense		Defense	Offense		Defense
WR 11 M.Lee		DE 91 Y.Ngakoue	WR 84 A.Brown		LDE 97 C.Heyward
LT 74 C.Robinson		NT 95 A.Jones	LT 78 A.Villanueva		NT 79 J.Hargrave
LG 77 P.Omameh		DT 97 M.Jackson	LG 73 R.Foster		RDE 91 S.Tuitt
C 65 B.Linder		DE 93 C.Campbell	C 53 M.Pouncey		LOLB 48 B.Dupree
RG 60 A.Cann		WLB 50 T.Smith	RG 66 D.DeCastro		LILB 51 S.Spence
RT 78 J.Parnell		MLB 51 P.Posluszny	RT 77 M.Gilbert		RILB 98 V.Williams
TE 89 M.Lewis		SLB 44 M.Jack	TE 89 V.McDonald		ROLB 90 T.Watt
WR 12 D.Westbrook		LCB 20 J.Ramsey	RB 26 L.Bell		LCB 21 J.Haden
QB 5 B.Bortles		FS 39 T.Gipson	TE 85 X.Grimble		FS 23 M.Mitchell
RB 27 L.Fournette		SS 42 B.Church	QB 7 B.Roethlisberger		SS 28 S.Davis
FB 40 T.Bohanon		RCB 21 A.Bouye	WR 19 J.Smith-Schuster		RCB 25 A.Burns

Substitutions

P 3 B.Nortman, K 4 J.Lambo, CB 22 A.Colvin, CB 23 T.Patmon, RB 24 T.Yeldon, S 25 P.Thompson, S 26 J.Wilson, RB 30 C.Grant, CB 31 J.Myrick, LS 49 C.Holba, LB 52 D.Payne, LB 53 B.Brown, LB 55 L.McCray, DE 56 D.Fowler, DE 59 C.Phillips, OL 69 T.Shatley, OL 72 J.Wells, TE 80 J.O'Shaughnessy, TE 83 B.Koyack, WR 84 K.Cole, WR 88 A.Hurns, DE 94 D.Smoot, DT 99 M.Dareus

Substitutions

P 4 J.Berry, K 9 C.Boswell, WR 10 M.Bryant, WR 17 E.Rogers, S 20 R.Golden, CB 22 W.Gay, CB 29 B.Allen, CB 31 M.Hilton, RB 33 F.Toussaint, CB 34 C.Sutton, RB 38 S.Ridley, LB 44 T.Matakevich, FB 45 R.Nix, LB 54 L.Fort, LB 55 A.Moats, LB 56 A.Chickillo, LS 57 K.Canaday, C/G 67 B.Finney, C/G 74 C.Hubbard, TE 81 J.James, WR 88 D.Heyward-Bey, DE 94 T.Alualu, DE 96 L.Walton

Did Not Play

QB 7 C.Henne

Did Not Play

QB 3 L.Jones

Not Active

RB 33 C.Ivory, DT 54 E.Ankou, LB 58 D.King, OL 64 C.Reed, OL 73 J.Walker, OL 75 W.Poehls, WR 85 J.Mickens

Not Active

QB 5 J.Dobbs, WR 11 J.Hunter, CB 24 C.Sensabaugh, S 27 J.Wilcox, OT 65 J.Hawkins, OT 71 M.Feiler, DT 93 D.McCullers

Field Goals (made () & missed)

J.Lambo (45)

		1	2	3	4	OT	Total
VISITOR:	Jacksonville Jaguars	14	14	0	17	0	45
HOME:	Pittsburgh Steelers	0	14	7	21	0	42

Scoring Plays

Team	Qtr	Time	Play Description (Extra Point) (Drive Info)	Visitor	Home
Jaguars	1	10:40	L.Fournette 1 yd. run (J.Lambo kick) (8-66, 4:20)	7	0
Jaguars	1	5:26	L.Fournette 18 yd. run (J.Lambo kick) (1-18, 0:05)	14	0
Jaguars	2	11:31	T.Yeldon 4 yd. run (J.Lambo kick) (11-75, 4:36)	21	0
Steelers	2	8:20	A.Brown 23 yd. pass from B.Roethlisberger (C.Boswell kick) (6-64, 3:11)	21	7
Jaguars	2	2:20	T.Smith 50 yd. fumble return (J.Lambo kick)	28	7
Steelers	2	0:25	M.Bryant 36 yd. pass from B.Roethlisberger (C.Boswell kick) (7-51, 1:55)	28	14
Steelers	3	9:09	L.Bell 19 yd. pass from B.Roethlisberger (C.Boswell kick) (10-77, 5:51)	28	21
Jaguars	4	10:34	L.Fournette 3 yd. run (J.Lambo kick) (5-61, 2:10)	35	21
Steelers	4	9:05	A.Brown 43 yd. pass from B.Roethlisberger (C.Boswell kick) (5-75, 1:29)	35	28

National Football League Game Summary

NFL Copyright © 2017 by The National Football League. All rights reserved. This summary and play-by-play is for the express purpose of assisting media in their coverage of the game; any other use of this material is prohibited without the written permission of the National Football League. Updated: 1/15/2018

Jaguars	4	4:19	T.Bohanon 14 yd. pass from B.Bortles (J.Lambo kick) (8-75, 4:46)	42	28
Steelers	4	2:18	L.Bell 8 yd. run (C.Boswell kick) (12-75, 2:01)	42	35
Jaguars	4	1:45	J.Lambo 45 yd. Field Goal (4-9, 0:33)	45	35
Steelers	4	0:01	J.Smith-Schuster 4 yd. pass from B.Roethlisberger (C.Boswell kick) (10-75, 1:44)	45	42
Paid Attendance: 64,524				Time: 3:22	

Jacksonville Jaguars vs Pittsburgh Steelers
1/14/2018 at Heinz Field

Final Team Statistics

	Visitor Jaguars	Home Steelers
TOTAL FIRST DOWNS	22	28
By Rushing	9	4
By Passing	12	23
By Penalty	1	1
THIRD DOWN EFFICIENCY	8-14-57%	7-16-44%
FOURTH DOWN EFFICIENCY	1-1-100%	4-6-67%
TOTAL NET YARDS	378	545
Total Offensive Plays (inc. times thrown passing)	61	78
Average gain per offensive play	6.2	7.0
NET YARDS RUSHING	164	83
Total Rushing Plays	35	18
Average gain per rushing play	4.7	4.6
Tackles for a loss-number and yards	0-0	3-7
NET YARDS PASSING	214	462
Times thrown - yards lost attempting to pass	0-0	2-7
Gross yards passing	214	469
PASS ATTEMPTS-COMPLETIONS-HAD INTERCEPTED	26-14-0	58-37-1
Avg gain per pass play (inc.# thrown passing)	8.2	7.7
KICKOFFS Number-In End Zone-Touchbacks	8-6-4	7-3-3
PUNTS Number and Average	4-32.8	2-39.5
Had Blocked	0	0
FGs - PATs Had Blocked	0-0	0-0
Net Punting Average	32.8	29.5
TOTAL RETURN YARDAGE (Not Including Kickoffs)	0	0
No. and Yards Punt Returns	0-0	0-0
No. and Yards Kickoff Returns	3-47	4-104
No. and Yards Interception Returns	1-0	0-0
PENALTIES Number and Yards	3-40	4-25
FUMBLES Number and Lost	1-0	1-1
TOUCHDOWNS	6	6
Rushing	4	1
Passing	1	5
Fumbles	1	0
EXTRA POINTS Made-Attempts	6-6	6-6
Kicking Made-Attempts	6-6	6-6
FIELD GOALS Made-Attempts	1-1	0-0
RED ZONE EFFICIENCY	5-5-100%	3-3-100%
GOAL TO GO EFFICIENCY	3-3-100%	2-2-100%
SAFETIES	0	0
FINAL SCORE	45	42
TIME OF POSSESSION	28:50	31:10

Jacksonville Jaguars vs Pittsburgh Steelers
1/14/2018 at Heinz Field

Ball Possession And Drive Chart

Jacksonville Jaguars

#	Time Recd	Time Lost	Time Poss	How Ball Obtained	Drive Began	# Play	Yds Gain	Yds Pen	Net Yds	1st Down	Last Scrm	How Given Up
1	15:00	10:40	4:20	Kickoff	JAX 34	8	66	0	66	4	* PIT 1	Touchdown
2	9:00	7:01	1:59	Punt	JAX 27	4	16	0	16	1	JAX 43	Punt
3	5:31	5:26	0:05	Interception	PIT 18	1	18	0	18	1	* PIT 18	Touchdown
4	1:07	11:31	4:36	Downs	JAX 25	11	70	5	75	6	* PIT 4	Touchdown
5	8:20	4:00	4:20	Kickoff	JAX 25	8	30	0	30	2	PIT 45	Punt
6	0:25	0:00	0:25	Kickoff	JAX 25	1	-1	0	-1	0	JAX 25	End of Half
7	9:09	6:02	3:07	Kickoff	JAX 22	6	19	0	19	1	JAX 41	Punt
8	2:13	14:45	2:28	Punt	JAX 20	6	13	0	13	1	JAX 33	Punt
9	12:44	10:34	2:10	Downs	JAX 39	5	61	0	61	3	* PIT 3	Touchdown
10	9:05	4:19	4:46	Kickoff	JAX 25	8	75	0	75	3	* PIT 14	Touchdown
11	2:18	1:45	0:33	Kickoff	PIT 36	4	9	0	9	0	PIT 27	Field Goal
12	0:01	0:00	0:01	Kickoff		0	0	0	0	0		End of Game

(388) Average JAX 35

Pittsburgh Steelers

#	Time Recd	Time Lost	Time Poss	How Ball Obtained	Drive Began	# Play	Yds Gain	Yds Pen	Net Yds	1st Down	Last Scrm	How Given Up
1	10:40	9:00	1:40	Kickoff	PIT 25	3	8	0	8	0	PIT 33	Punt
2	7:01	5:31	1:30	Punt	PIT 11	3	-1	0	-1	0	PIT 10	Interception
3	5:26	1:07	4:19	Kickoff	PIT 25	8	50	0	50	3	JAX 21	Downs
4	11:31	8:20	3:11	Kickoff	PIT 36	6	64	0	64	3	JAX 23	Touchdown
5	4:00	2:20	1:40	Punt	PIT 25	4	25	0	25	2	JAX 47	Fumble
6	2:20	0:25	1:55	Kickoff	PIT 49	7	51	0	51	2	JAX 36	Touchdown
7	15:00	9:09	5:51	Kickoff	PIT 23	10	62	15	77	5	* JAX 19	Touchdown
8	6:02	2:13	3:49	Punt	PIT 19	6	42	0	42	2	JAX 39	Punt
9	14:45	12:44	2:01	Punt	JAX 48	4	9	0	9	0	JAX 39	Downs
10	10:34	9:05	1:29	Kickoff	PIT 25	5	75	0	75	2	JAX 43	Touchdown
11	4:19	2:18	2:01	Kickoff	PIT 25	12	75	0	75	5	* JAX 9	Touchdown
12	1:45	0:01	1:44	Kickoff	PIT 25	10	85	-10	75	4	* JAX 4	Touchdown

(340) Average PIT 28

* inside opponent's 20

Time of Possession by Quarter

Visitor	Home	1st	2nd	3rd	4th	OT	Total
Jacksonville Jaguars	Pittsburgh Steelers	7:31	8:14	5:20	7:45		28:50
Pittsburgh Steelers	Jacksonville Jaguars	7:29	6:46	9:40	7:15		31:10

Kickoff Drive No.-Start Average

Jaguars: 5 - JAX 26

Steelers: 8 - PIT 29

First Quarter

1/14/2018

Play By Play

PIT wins the coin toss and elects to defer. JAX elects to Receive, and PIT elects to defend the north goal.

C.Boswell kicks 54 yards from PIT 35 to JAX 11. C.Grant to JAX 34 for 23 yards (F.Toussaint, M.Hilton).

Jacksonville Jaguars at 15:00, (1st play from scrimmage 14:50)

1-10-JAX 34	(14:50) L.Fournette up the middle to JAX 39 for 5 yards (S.Tuitt).	
2-5-JAX 39	(14:17) B.Bortles pass short right to B.Koyack to PIT 40 for 21 yards (V.Williams, A.Burns).	P1
1-10-PIT 40	(13:36) B.Bortles pass short middle to M.Lee to PIT 27 for 13 yards (S.Davis) [T.Watt].	P2
1-10-PIT 27	(12:52) B.Bortles pass short right to J.O'Shaughnessy to PIT 8 for 19 yards (J.Haden, V.Williams).	P3
1-8-PIT 8	(12:13) L.Fournette left guard to PIT 6 for 2 yards (S.Davis).	
2-6-PIT 6	(11:32) L.Fournette up the middle to PIT 1 for 5 yards (V.Williams).	
3-1-PIT 1	(10:51) T.Shatley reported in as eligible. B.Bortles pass incomplete short right. Pressure by 48-Dupree, 96-Walton; Coverage by 56-Chickillo.	
4-1-PIT 1	(10:44) L.Fournette up the middle for 1 yard, TOUCHDOWN.	R4
	J.Lambo extra point is GOOD, Center-C.Holba, Holder-B.Nortman.	

JAX 7 PIT 0, 8 plays, 66 yards, 4:20 drive, 4:20 elapsed

J.Lambo kicks 65 yards from JAX 35 to end zone, Touchback.

Pittsburgh Steelers at 10:40

1-10-PIT 25	(10:40) (Shotgun) B.Roethlisberger pass incomplete short left to A.Brown. Coverage 21-Route.	
2-10-PIT 25	(10:36) (Shotgun) C.Hubbard reported in as eligible. B.Roethlisberger pass short right to J.Smith-Schuster to PIT 27 for 2 yards (P.Posluszny, T.Smith).	
3-8-PIT 27	(9:54) (Shotgun) B.Roethlisberger pass short right to E.Rogers to PIT 33 for 6 yards (T.Smith).	
4-2-PIT 33	(9:12) (Punt formation) J.Berry punts 40 yards to JAX 27, Center-K.Canaday, downed by PIT-D.Heyward-Bey.	

Jacksonville Jaguars at 9:00

1-10-JAX 27	(9:00) L.Fournette left guard to JAX 37 for 10 yards (V.Williams; S.Davis).	R5
1-10-JAX 37	(8:20) B.Bortles pass incomplete short middle to L.Fournette [S.Spence]. Pressure by 51-Spence.	
2-10-JAX 37	(8:06) L.Fournette right guard to JAX 43 for 6 yards (S.Davis).	
3-4-JAX 43	(7:20) (Shotgun) B.Bortles pass incomplete short middle to A.Hurns (A.Burns). Pressure by 98-Williams.	
4-4-JAX 43	(7:13) (Punt formation) B.Nortman punts 46 yards to PIT 11, Center-C.Holba, downed by JAX-P.Thompson.	

Pittsburgh Steelers at 7:01

1-10-PIT 11	(7:01) C.Hubbard reported in as eligible. L.Bell left guard to PIT 12 for 1 yard (C.Campbell).	
2-9-PIT 12	(6:23) (Shotgun) L.Bell left guard to PIT 10 for -2 yards (M.Jackson).	
3-11-PIT 10	(5:38) (Shotgun) B.Roethlisberger pass short right intended for V.McDonald INTERCEPTED by M.Jack at PIT 18. M.Jack ran ob at PIT 18 for no gain.	

Jacksonville Jaguars at 5:31

1-10-PIT 18	(5:31) L.Fournette right tackle pushed ob at PIT 1 for 17 yards (J.Haden). Jacksonville challenged the runner was out of bounds ruling, and the play was REVERSED. L.Fournette right tackle for 18 yards, TOUCHDOWN.	R6
	J.Lambo extra point is GOOD, Center-C.Holba, Holder-B.Nortman.	

JAX 14 PIT 0, 1 plays, 18 yards, 0:05 drive, 9:34 elapsed
--

J.Lambo kicks 65 yards from JAX 35 to end zone, Touchback.

Pittsburgh Steelers at 5:26

1-10-PIT 25	(5:26) (Shotgun) L.Bell up the middle to PIT 45 for 20 yards (T.Smith).	R1
1-10-PIT 45	(4:44) C.Hubbard reported in as eligible. L.Bell right tackle to PIT 46 for 1 yard (T.Smith).	
2-9-PIT 46	(4:10) (Shotgun) B.Roethlisberger pass short left to A.Brown to JAX 43 for 11 yards (J.Ramsey).	P2
1-10-JAX 43	(3:28) (Shotgun) B.Roethlisberger pass short middle to E.Rogers to JAX 30 for 13 yards (T.Smith).	P3
1-10-JAX 30	(2:44) (Shotgun) B.Roethlisberger pass incomplete short left to L.Bell. Coverage 21-Bouye.	
2-10-JAX 30	(2:38) (Shotgun) L.Bell left guard to JAX 22 for 8 yards (B.Church, M.Jack).	
3-2-JAX 22	(1:57) (Shotgun) L.Bell right tackle to JAX 21 for 1 yard (D.Fowler, A.Colvin).	
	Timeout #1 by JAX at 01:12.	
4-1-JAX 21	(1:12) (Run formation) L.Bell right tackle to JAX 25 for -4 yards (J.Ramsey; M.Jackson). PIT-M.Gilbert was injured during the play.	

Jacksonville Jaguars at 1:07

1-10-JAX 25	(1:07) B.Bortles pass incomplete short right to M.Lee.	
2-10-JAX 25	(1:01) (Shotgun) L.Fournette up the middle to JAX 30 for 5 yards (S.Davis, V.Williams).	
3-5-JAX 30	(:24) (Shotgun) B.Bortles pass short right to A.Hurns to JAX 42 for 12 yards (S.Spence).	P7

Jacksonville Jaguars vs Pittsburgh Steelers at Heinz Field

END OF QUARTER

	Score	Time Poss	First Downs				Efficiencies	
			R	P	X	T	3 Down	4 Down
Jacksonville Jaguars	14	7:31	3	4	0	7	1/3	1/1
Pittsburgh Steelers	0	7:29	1	2	0	3	0/3	0/1

Second Quarter

1/14/2018

Play By Play

Jacksonville Jaguars continued.

<u>1-10-JAX 42</u>	(15:00) (Shotgun) B.Bortles right end pushed ob at PIT 49 for 9 yards (S.Davis).	
2-1-PIT 49	(14:35) L.Fournette left tackle to PIT 33 for 16 yards (M.Mitchell).	R8
	<i>PENALTY on PIT-L.Walton, Defensive Holding, 5 yards, enforced at PIT 33.</i>	X9
<u>1-10-PIT 28</u>	(14:11) (Shotgun) B.Bortles scrambles left end pushed ob at PIT 17 for 11 yards (J.Hargrave).	R10
<u>1-10-PIT 17</u>	(13:39) B.Bortles pass incomplete short left to J.O'Shaughnessy (T.Watt) [T.Watt].	
2-10-PIT 17	(13:33) L.Fournette left guard to PIT 9 for 8 yards (B.Dupree, M.Mitchell).	
3-2-PIT 9	(12:48) (Shotgun) L.Fournette up the middle to PIT 5 for 4 yards (V.Williams).	R11
<u>1-5-PIT 5</u>	(12:13) T.Yeldon up the middle to PIT 4 for 1 yard (B.Dupree, S.Tuitt).	
2-4-PIT 4	(11:36) (Shotgun) T.Yeldon up the middle for 4 yards, TOUCHDOWN. PIT-V.Williams was injured during the play.	R12
	J.Lambo extra point is GOOD, Center-C.Holba, Holder-B.Nortman.	

JAX 21 PIT 0, 11 plays, 75 yards, 1 penalty, 4:36 drive, 3:29 elapsed
--

J.Lambo kicks 63 yards from JAX 35 to PIT 2. F.Toussaint to PIT 36 for 34 yards (J.Wilson).

Pittsburgh Steelers at 11:31, (1st play from scrimmage 11:23)

1-10-PIT 36	(11:23) B.Roethlisberger pass short middle to E.Rogers to PIT 43 for 7 yards (T.Smith).	
2-3-PIT 43	(10:48) L.Bell up the middle to JAX 36 for 21 yards (A.Bouye).	R4
<u>1-10-JAX 36</u>	(10:02) B.Roethlisberger pass incomplete deep right to A.Brown (P.Posluszny).	
2-10-JAX 36	(9:55) (Shotgun) B.Roethlisberger pass short middle to L.Bell to JAX 33 for 3 yards (T.Smith) [M.Jackson].	
3-7-JAX 33	(9:12) (Shotgun) B.Roethlisberger pass short middle to E.Rogers to JAX 23 for 10 yards (B.Church; M.Jackson) [Y.Ngakoue].	P5
<u>1-10-JAX 23</u>	(8:26) (Shotgun) B.Roethlisberger pass deep left to A.Brown for 23 yards, TOUCHDOWN.	P6
	C.Boswell extra point is GOOD, Center-K.Canaday, Holder-J.Berry.	

JAX 21 PIT 7, 6 plays, 64 yards, 3:11 drive, 6:40 elapsed
--

C.Boswell kicks 65 yards from PIT 35 to end zone, Touchback.

Jacksonville Jaguars at 8:20

1-10-JAX 25	(8:20) L.Fournette left tackle to JAX 27 for 2 yards (S.Davis).	
2-8-JAX 27	(7:40) B.Bortles pass short left to L.Fournette to JAX 37 for 10 yards (A.Burns). JAX-L.Fournette was injured during the play. His return is Questionable.	P13
<u>1-10-JAX 37</u>	(7:02) (Shotgun) T.Yeldon left guard to JAX 41 for 4 yards (S.Spence).	
2-6-JAX 41	(6:25) B.Bortles pass short middle to T.Yeldon to JAX 45 for 4 yards (T.Watt).	
3-2-JAX 45	(5:42) (Shotgun) B.Bortles pass short left to M.Lee to JAX 49 for 4 yards (A.Burns).	P14
<u>1-10-JAX 49</u>	(5:04) B.Bortles pass incomplete deep middle to M.Lee (J.Haden).	
2-10-JAX 49	(4:56) T.Yeldon up the middle to PIT 45 for 6 yards (L.Fort, S.Davis).	
3-4-PIT 45	(4:11) (Shotgun) B.Bortles pass incomplete short right to K.Cole. Coverage by 22-Gay.	
4-4-PIT 45	(4:07) (Punt formation) B.Nortman punts 30 yards to PIT 15, Center-C.Holba, out of bounds.	
	<i>PENALTY on JAX-B.Brown, Illegal Use of Hands, 10 yards, enforced at PIT 15.</i>	

Pittsburgh Steelers at 4:00

1-10-PIT 25	(4:00) B.Roethlisberger pass short right to L.Bell to PIT 42 for 17 yards (M.Jack).	P7
<u>1-10-PIT 42</u>	(3:22) (Shotgun) B.Roethlisberger pass short left to V.McDonald to JAX 47 for 11 yards (M.Jack, T.Gipson).	P8
<u>1-10-JAX 47</u>	(2:38) (Shotgun) B.Roethlisberger pass incomplete short left to V.McDonald.	
2-10-JAX 47	(2:33) (Shotgun) B.Roethlisberger sacked at PIT 48 for -5 yards (Y.Ngakoue). FUMBLES (Y.Ngakoue) [Y.Ngakoue], RECOVERED by JAX-T.Smith at 50. T.Smith for 50 yards, TOUCHDOWN.	
	<i>PENALTY on JAX-T.Smith, Taunting, 15 yards, enforced between downs.</i>	

The Replay Official reviewed the fumble ruling, and the play was Upheld. The ruling on the field was confirmed.

Jacksonville Jaguars at 2:20

J.Lambo extra point is GOOD, Center-C.Holba, Holder-B.Nortman.

JAX 28 PIT 7, 0 plays, 50 yards, 0:00 drive, 12:40 elapsed

J.Lambo kicks 53 yards from JAX 20 to PIT 27. C.Sutton to PIT 49 for 22 yards (T.Patmon).

Pittsburgh Steelers at 2:20, (1st play from scrimmage 2:14)

1-10-PIT 49	(2:14) (Shotgun) B.Roethlisberger pass short left to L.Bell to JAX 48 for 3 yards (T.Smith).	
-------------	--	--

Two-Minute Warning

2-7-JAX 48	(2:00) B.Roethlisberger pass incomplete short right to V.McDonald. Pressure 56-Fowler.	
3-7-JAX 48	(1:56) (Shotgun) B.Roethlisberger pass short left to A.Brown to JAX 35 for 13 yards (A.Bouye).	P9

Jacksonville Jaguars vs Pittsburgh Steelers at Heinz Field

- 1-10-JAX 35 (1:31) (No Huddle, Shotgun) B.Roethlisberger pass short right to J.Smith-Schuster to JAX 36 for -1 yards (M.Jack).
Timeout #1 by PIT at 01:23.
- 2-11-JAX 36 (1:23) (Shotgun) B.Roethlisberger sacked at JAX 40 for -4 yards (M.Dareus).
Timeout #2 by PIT at 01:16.
- 3-15-JAX 40 (1:16) (Shotgun) B.Roethlisberger pass short right to A.Brown to JAX 36 for 4 yards (A.Colvin).
Timeout #3 by PIT at 00:32.
- 4-11-JAX 36 **(:32) (Shotgun) B.Roethlisberger pass deep right to M.Bryant for 36 yards, TOUCHDOWN.**
C.Boswell extra point is GOOD, Center-K.Canaday, Holder-J.Berry.

P10

JAX 28 PIT 14, 7 plays, 51 yards, 1:55 drive, 14:35 elapsed

C.Boswell kicks 65 yards from PIT 35 to end zone, Touchback.

Jacksonville Jaguars at 0:25

- 1-10-JAX 25 (:25) B.Bortles kneels to JAX 24 for -1 yards.

END OF QUARTER

		Time Poss	First Downs				Efficiencies	
	Score		R	P	X	T	3 Down	4 Down
Jacksonville Jaguars	28	8:14	4	2	1	7	2/3	0/0
Pittsburgh Steelers	14	6:46	1	6	0	7	2/3	1/1

Third Quarter

Play By Play

PIT elects to Receive, and JAX elects to defend the North goal.

J.Lambo kicks 65 yards from JAX 35 to PIT 0. J.Smith-Schuster to PIT 23 for 23 yards (D.Payne, B.Brown).

Pittsburgh Steelers at 15:00, (1st play from scrimmage 14:53)

1-10-PIT 23	(14:53) (Shotgun) L.Bell up the middle to PIT 25 for 2 yards (B.Church).	
2-8-PIT 25	(14:16) B.Roethlisberger pass short left to L.Bell to PIT 32 for 7 yards (T.Smith).	
3-1-PIT 32	(13:33) (Shotgun) B.Roethlisberger pass short middle to V.McDonald to PIT 34 for 2 yards (A.Jones, Y.Ngakoue).	P11
<u>1-10-PIT 34</u>	(12:54) (Shotgun) B.Roethlisberger pass short right to L.Bell pushed ob at PIT 38 for 4 yards (T.Smith). <i>PENALTY on JAX-J.Ramsey, Unsportsmanlike Conduct, 15 yards, enforced at PIT 38.</i>	X12
<u>1-10-JAX 47</u>	(12:37) L.Bell left guard to JAX 47 for no gain (P.Posluszny).	
2-10-JAX 47	(12:00) B.Roethlisberger pass short right to V.McDonald pushed ob at JAX 32 for 15 yards (B.Church).	P13
<u>1-10-JAX 32</u>	(11:20) (Shotgun) B.Roethlisberger pass short right to J.James pushed ob at JAX 20 for 12 yards (J.Ramsey).	P14
<u>1-10-JAX 20</u>	(10:45) L.Bell up the middle to JAX 18 for 2 yards (T.Smith).	
2-8-JAX 18	(10:00) (Shotgun) L.Bell right end to JAX 19 for -1 yards (Y.Ngakoue, A.Jones).	
3-9-JAX 19	(9:15) (Shotgun) B.Roethlisberger pass deep right to L.Bell for 19 yards, TOUCHDOWN.	P15
	C.Boswell extra point is GOOD, Center-K.Canaday, Holder-J.Berry.	

JAX 28 PIT 21, 10 plays, 77 yards, 1 penalty, 5:51 drive, 5:51 elapsed

C.Boswell kicks 64 yards from PIT 35 to JAX 1. C.Grant to JAX 22 for 21 yards (M.Hilton).

Jacksonville Jaguars at 9:09, (1st play from scrimmage 9:02)

1-10-JAX 22	(9:02) L.Fournette up the middle to JAX 26 for 4 yards (T.Watt; V.Williams).	
2-6-JAX 26	(8:28) B.Bortles FUMBLES (Aborted) at JAX 24, and recovers at JAX 24. B.Bortles to JAX 24 for no gain (C.Heyward).	
3-8-JAX 24	(7:44) (Shotgun) B.Bortles scrambles left end ran ob at JAX 40 for 16 yards.	R15
<u>1-10-JAX 40</u>	(7:04) L.Fournette right guard to JAX 41 for 1 yard (J.Haden).	
2-9-JAX 41	(6:24) B.Bortles pass incomplete short middle to L.Fournette [S.Tuitt]. Coverage by 51-Spence, Pressure by 91-Tuitt, 97-Heyward.	
3-9-JAX 41	(6:19) (Shotgun) B.Bortles pass incomplete short left to M.Lewis (L.Fort).	
4-9-JAX 41	(6:10) (Punt formation) B.Nortman punts 40 yards to PIT 19, Center-C.Holba, fair catch by E.Rogers.	

Pittsburgh Steelers at 6:02

1-10-PIT 19	(6:02) (Shotgun) B.Roethlisberger pass short middle to E.Rogers to PIT 25 for 6 yards (T.Smith).	
2-4-PIT 25	(5:19) B.Roethlisberger pass short right to V.McDonald to PIT 47 for 22 yards (B.Church).	P16
<u>1-10-PIT 47</u>	(4:31) (Shotgun) B.Roethlisberger pass short middle to L.Bell to JAX 40 for 13 yards (T.Smith; P.Posluszny).	P17
<u>1-10-JAX 40</u>	(3:45) (Shotgun) L.Bell up the middle to JAX 39 for 1 yard (M.Jackson).	
2-9-JAX 39	(3:07) (Shotgun) B.Roethlisberger pass short right to L.Bell pushed ob at JAX 39 for no gain (T.Smith).	
3-9-JAX 39	(2:28) (Shotgun) B.Roethlisberger pass incomplete short middle to V.McDonald (D.Fowler).	
4-9-JAX 39	(2:22) (Punt formation) J.Berry punts 39 yards to end zone, Center-K.Canaday, Touchback.	

Jacksonville Jaguars at 2:13

1-10-JAX 20	(2:13) L.Fournette right end pushed ob at JAX 20 for no gain (S.Spence).	
2-10-JAX 20	(1:43) B.Bortles pass short middle to L.Fournette to JAX 20 for no gain (S.Tuitt).	
3-10-JAX 20	(1:01) (Shotgun) B.Bortles pass short left to T.Yeldon pushed ob at JAX 33 for 13 yards (M.Mitchell).	P16
<u>1-10-JAX 33</u>	(:31) B.Bortles pass incomplete short right to D.Westbrook. Coverage by 25-Burns.	
2-10-JAX 33	(:26) L.Fournette up the middle to JAX 33 for no gain (S.Davis).	

END OF QUARTER

	Score	Time Poss	First Downs				Efficiencies	
			R	P	X	T	3 Down	4 Down
Jacksonville Jaguars	28	5:20	1	1	0	2	2/3	0/0
Pittsburgh Steelers	21	9:40	0	6	1	7	2/3	0/0

Fourth Quarter

1/14/2018

Play By Play

Jacksonville Jaguars continued.

- 3-10-JAX 33 (15:00) (Shotgun) B.Bortles pass incomplete deep middle to D.Westbrook (A.Burns).
 4-10-JAX 33 (14:55) (Punt formation) B.Nortman punts 15 yards to JAX 48, Center-C.Holba, downed by JAX-T.Bohanon. Deflected by 20-Golden.

Pittsburgh Steelers at 14:45

- 1-10-JAX 48 (14:45) L.Bell up the middle to JAX 42 for 6 yards (M.Jackson).
 2-4-JAX 42 (14:11) L.Bell right tackle to JAX 39 for 3 yards (M.Jack).
 3-1-JAX 39 (13:28) L.Bell up the middle to JAX 39 for no gain (C.Campbell). Official measurement.
 4-1-JAX 39 (12:50) B.Roethlisberger pass incomplete deep left to J.Smith-Schuster. Coverage by 21-Bouye.

Jacksonville Jaguars at 12:44

- 1-10-JAX 39 (12:44) L.Fournette up the middle to JAX 41 for 2 yards (V.Williams).
 2-8-JAX 41 (12:11) B.Bortles pass incomplete deep middle to M.Lee. Coverage by 23-Mitchell, 21-Haden.
 3-8-JAX 41 (12:04) (Shotgun) B.Bortles pass short right to M.Lee to PIT 48 for 11 yards (S.Davis).
1-10-PIT 48 (11:22) B.Bortles pass deep left to K.Cole to PIT 3 for 45 yards (J.Haden).
1-3-PIT 3 (10:39) **L.Fournette up the middle for 3 yards, TOUCHDOWN.**
(Kick formation) PENALTY on PIT-B.Dupree, Encroachment, 5 yards, enforced between downs.
 J.Lambo extra point is GOOD, Center-C.Holba, Holder-B.Nortman.

P17

P18

R19

JAX 35 PIT 21, 5 plays, 61 yards, 2:10 drive, 4:26 elapsed

J.Lambo kicks 60 yards from JAX 40 to end zone, Touchback.

Pittsburgh Steelers at 10:34

- 1-10-PIT 25 (10:34) B.Roethlisberger pass deep left to A.Brown ran ob at JAX 48 for 27 yards.
1-10-JAX 48 (9:58) (No Huddle, Shotgun) B.Roethlisberger pass short middle to V.McDonald to JAX 43 for 5 yards (T.Smith).
 2-5-JAX 43 (9:26) (Shotgun) B.Roethlisberger pass incomplete short middle to L.Bell (A.Jones) [D.Smoot].
 3-5-JAX 43 (9:20) (Shotgun) B.Roethlisberger pass incomplete short left to L.Bell (Y.Ngakoue).
 4-5-JAX 43 (9:14) (Shotgun) **B.Roethlisberger pass deep left to A.Brown for 43 yards, TOUCHDOWN.**
Penalty on JAX-A.Bouye, Defensive Pass Interference, declined.
 C.Boswell extra point is GOOD, Center-K.Canaday, Holder-J.Berry.

P18

P19

JAX 35 PIT 28, 5 plays, 75 yards, 1:29 drive, 5:55 elapsed

C.Boswell kicks 65 yards from PIT 35 to end zone, Touchback.

Jacksonville Jaguars at 9:05

- 1-10-JAX 25 (9:05) L.Fournette right tackle to JAX 27 for 2 yards (J.Haden).
 2-8-JAX 27 (8:29) L.Fournette up the middle to JAX 30 for 3 yards (V.Williams, S.Davis).
 3-5-JAX 30 (7:49) (Shotgun) B.Bortles pass short left to T.Yeldon pushed ob at PIT 30 for 40 yards (M.Mitchell).
1-10-PIT 30 (7:14) (Shotgun) T.Yeldon up the middle to PIT 25 for 5 yards (S.Davis).
 2-5-PIT 25 (6:33) L.Fournette left guard to PIT 24 for 1 yard (B.Dupree).
 3-4-PIT 24 (5:47) (Shotgun) B.Bortles pass short middle to D.Westbrook to PIT 16 for 8 yards (V.Williams, S.Spence).
1-10-PIT 16 (5:06) L.Fournette up the middle to PIT 14 for 2 yards (T.Alualu, R.Golden).
 2-8-PIT 14 (4:24) **B.Bortles pass short middle to T.Bohanon for 14 yards, TOUCHDOWN.**
 J.Lambo extra point is GOOD, Center-C.Holba, Holder-B.Nortman.

P20

P21

P22

JAX 42 PIT 28, 8 plays, 75 yards, 4:46 drive, 10:41 elapsed

J.Lambo kicks 65 yards from JAX 35 to PIT 0. F.Toussaint to PIT 25 for 25 yards (J.Myrick).

Pittsburgh Steelers at 4:19, (1st play from scrimmage 4:13)

- 1-10-PIT 25 (4:13) (Shotgun) B.Roethlisberger pass incomplete short middle to A.Brown.
 2-10-PIT 25 (4:09) (Shotgun) B.Roethlisberger pass incomplete deep right to M.Bryant (J.Wilson).
 3-10-PIT 25 (4:00) (Shotgun) B.Roethlisberger pass short middle to V.McDonald to PIT 40 for 15 yards (A.Bouye; B.Church). PIT-E.Rogers was injured during the play.
1-10-PIT 40 (3:40) (Shotgun) B.Roethlisberger pass incomplete short middle to J.Smith-Schuster. Coverage 42-Church.
 2-10-PIT 40 (3:34) (Shotgun) B.Roethlisberger pass incomplete short middle to V.McDonald. Coverage 44-Jack.
 3-10-PIT 40 (3:29) (Shotgun) B.Roethlisberger scrambles left guard to JAX 45 for 15 yards (T.Smith).
 Timeout #1 by PIT at 03:20.
1-10-JAX 45 (3:20) (Shotgun) B.Roethlisberger pass incomplete deep left to M.Bryant (J.Wilson).
 2-10-JAX 45 (3:12) (Shotgun) B.Roethlisberger pass short left to L.Bell ran ob at JAX 23 for 22 yards.

P20

R21

P22

Jacksonville Jaguars vs Pittsburgh Steelers at Heinz Field

- 1-10-JAX 23 (3:04) (No Huddle, Shotgun) B.Roethlisberger pass short right to V.McDonald pushed ob at JAX 18 for 5 yards (A.Bouye). P23
- 2-5-JAX 18 (2:58) (Shotgun) B.Roethlisberger pass incomplete deep left to A.Brown. Coverage 20-Ramsey.
- 3-5-JAX 18 (2:53) (No Huddle, Shotgun) B.Roethlisberger pass short left to V.McDonald to JAX 9 for 9 yards (M.Jack). P23
- 1-9-JAX 9 (2:27) (No Huddle, Shotgun) B.Roethlisberger scrambles up the middle to JAX 8 for 1 yard. Lateral to L.Bell for 8 yards, TOUCHDOWN. R24
C.Boswell extra point is GOOD, Center-K.Canaday, Holder-J.Berry.

JAX 42 PIT 35, 12 plays, 75 yards, 2:01 drive, 12:42 elapsed

C.Boswell kicks onside 6 yards from PIT 35 to PIT 41, impetus ends at PIT 40. J.O'Shaughnessy (didn't try to advance) to PIT 41 for no gain (A.Chickillo).
PENALTY on PIT-T.Matakevich, Illegal Touch Kick, 5 yards, enforced at PIT 41.

Jacksonville Jaguars at 2:18

- 1-10-PIT 36 (2:18) L.Fournette up the middle to PIT 35 for 1 yard (M.Mitchell).
- Two-Minute Warning
- 2-9-PIT 35 (2:00) L.Fournette right guard to PIT 32 for 3 yards (L.Walton; S.Spence).
Timeout #2 by PIT at 01:56.
- 3-6-PIT 32 (1:56) L.Fournette up the middle to PIT 27 for 5 yards (R.Golden; B.Dupree).
Timeout #3 by PIT at 01:50.
- 4-1-PIT 27 (1:50) (Field Goal formation) J.Lambo 45 yard field goal is GOOD, Center-C.Holba, Holder-B.Nortman.

JAX 45 PIT 35, 4 plays, 9 yards, 0:33 drive, 13:15 elapsed

J.Lambo kicks 65 yards from JAX 35 to end zone, Touchback.

Pittsburgh Steelers at 1:45

- 1-10-PIT 25 (1:45) (Shotgun) B.Roethlisberger pass incomplete short middle to D.Heyward-Bey (T.Smith).
- 2-10-PIT 25 (1:40) (Shotgun) B.Roethlisberger pass incomplete short right to L.Bell [M.Jackson]. Pressure by 97-Jackson.
- 3-10-PIT 25 (1:35) (Shotgun) B.Roethlisberger pass incomplete short middle to V.McDonald.
- 4-10-PIT 25 (1:27) (Shotgun) B.Roethlisberger pass short right to V.McDonald to PIT 37 for 12 yards (J.Ramsey). P25
- 1-10-PIT 37 (1:04) (No Huddle, Shotgun) B.Roethlisberger pass short left to V.McDonald pushed ob at JAX 47 for 16 yards (A.Bouye). P26
- 1-10-JAX 47 (:58) (No Huddle, Shotgun) B.Roethlisberger pass deep right to M.Bryant pushed ob at JAX 5 for 42 yards (B.Church). P27
- 1-5-JAX 5 (:47) (No Huddle, Shotgun) B.Roethlisberger pass incomplete short middle [D.Smoot].
PENALTY on PIT-B.Roethlisberger, Intentional Grounding, 10 yards, enforced at JAX 5.
- 2-15-JAX 15 (:32) (Shotgun) B.Roethlisberger pass short right to A.Brown to JAX 4 for 11 yards (M.Jackson).
- 3-4-JAX 4 (:10) (No Huddle, Shotgun) B.Roethlisberger pass incomplete short middle to X.Grimble.
- 4-4-JAX 4 (:04) (No Huddle, Shotgun) B.Roethlisberger pass short middle to J.Smith-Schuster for 4 yards, TOUCHDOWN. P28
C.Boswell extra point is GOOD, Center-K.Canaday, Holder-J.Berry.

JAX 45 PIT 42, 10 plays, 75 yards, 1:44 drive, 14:59 elapsed

C.Boswell kicks 49 yards from PIT 35 to JAX 16. K.Cole to JAX 19 for 3 yards.

END OF QUARTER

	Score	Time Poss	First Downs				Efficiencies	
			R	P	X	T	3 Down	4 Down
Jacksonville Jaguars	45	7:45	1	5	0	6	3/5	0/0
Pittsburgh Steelers	42	7:15	2	9	0	11	3/7	3/4

Miscellaneous Statistics Report

Jacksonville Jaguars vs Pittsburgh Steelers

1/14/2018 at Heinz Field

Ten Longest Plays for Jacksonville Jaguars

Yards	Qtr	Play Start	Play Description
45	4	1-10-PIT 48	(11:22) B.Bortles pass deep left to K.Cole to PIT 3 for 45 yards (J.Haden).
40	4	3-5-JAX 30	(7:49) (Shotgun) B.Bortles pass short left to T.Yeldon pushed ob at PIT 30 for 40 yards (M.Mitchell).
21	1	2-5-JAX 39	(14:17) B.Bortles pass short right to B.Koyack to PIT 40 for 21 yards (V.Williams, A.Burns).
21	2	2-1-PIT 49	(14:35) L.Fournette left tackle to PIT 33 for 16 yards (M.Mitchell). PENALTY on PIT-L.Walton, Defensive Holding, 5 yards, enforced at PIT 33.
19	1	1-10-PIT 27	(12:52) B.Bortles pass short right to J.O'Shaughnessy to PIT 8 for 19 yards (J.Haden, V.Williams).
18	1	1-10-PIT 18	(5:31) L.Fournette right tackle pushed ob at PIT 1 for 17 yards (J.Haden). Jacksonville challenged the runner was out of bounds ruling, and the play was REVERSED. L.Fournette right tackle for 18 yards, TOUCHDOWN.
16	3	3-8-JAX 24	(7:44) (Shotgun) B.Bortles scrambles left end ran ob at JAX 40 for 16 yards.
14	4	2-8-PIT 14	(4:24) B.Bortles pass short middle to T.Bohanon for 14 yards, TOUCHDOWN.
13	1	1-10-PIT 40	(13:36) B.Bortles pass short middle to M.Lee to PIT 27 for 13 yards (S.Davis) [T.Watt].
13	3	3-10-JAX 20	(1:01) (Shotgun) B.Bortles pass short left to T.Yeldon pushed ob at JAX 33 for 13 yards (M.Mitchell).

Ten Longest Plays for Pittsburgh Steelers

Yards	Qtr	Play Start	Play Description
43	4	4-5-JAX 43	(9:14) (Shotgun) B.Roethlisberger pass deep left to A.Brown for 43 yards, TOUCHDOWN.
42	4	1-10-JAX 47	(:58) (No Huddle, Shotgun) B.Roethlisberger pass deep right to M.Bryant pushed ob at JAX 5 for 42 yards (B.Church).
36	2	4-11-JAX 36	(:32) (Shotgun) B.Roethlisberger pass deep right to M.Bryant for 36 yards, TOUCHDOWN.
27	4	1-10-PIT 25	(10:34) B.Roethlisberger pass deep left to A.Brown ran ob at JAX 48 for 27 yards.
23	2	1-10-JAX 23	(8:26) (Shotgun) B.Roethlisberger pass deep left to A.Brown for 23 yards, TOUCHDOWN.
22	3	2-4-PIT 25	(5:19) B.Roethlisberger pass short right to V.McDonald to PIT 47 for 22 yards (B.Church).
22	4	2-10-JAX 45	(3:12) (Shotgun) B.Roethlisberger pass short left to L.Bell ran ob at JAX 23 for 22 yards.
21	2	2-3-PIT 43	(10:48) L.Bell up the middle to JAX 36 for 21 yards (A.Bouye).
20	1	1-10-PIT 25	(5:26) (Shotgun) L.Bell up the middle to PIT 45 for 20 yards (T.Smith).
19	3	1-10-PIT 34	(12:54) (Shotgun) B.Roethlisberger pass short right to L.Bell pushed ob at PIT 38 for 4 yards (T.Smith).

Touchdown Scoring Information

		Offense	Defense	Special Teams
VISITOR	Jacksonville Jaguars	5	1	0
HOME	Pittsburgh Steelers	6	0	0

Player Scoring Information

Club	Player	TD	Rush TD	Rec TD	KO TD	Punt TD	Int TD	Fum TD	Misc TD	FG	XP	2Pt Rush	2Pt Rec	Sfty	Points
JAX	L.Fournette	0	3	0	0	0	0	0	0	0	0	0	0	0	18
JAX	J.Lambo	0	0	0	0	0	0	0	0	1	6	0	0	0	9
JAX	T.Yeldon	0	1	0	0	0	0	0	0	0	0	0	0	0	6
JAX	T.Bohanon	0	0	1	0	0	0	0	0	0	0	0	0	0	6
PIT	L.Bell	0	1	1	0	0	0	0	0	0	0	0	0	0	12
PIT	A.Brown	0	0	2	0	0	0	0	0	0	0	0	0	0	12
PIT	J.Smith-Schuster	0	0	1	0	0	0	0	0	0	0	0	0	0	6
PIT	M.Bryant	0	0	1	0	0	0	0	0	0	0	0	0	0	6
PIT	C.Boswell	0	0	0	0	0	0	0	0	0	6	0	0	0	6

Possession Detail

	First Half		Second Half		Game	
	Visitor	Home	Visitor	Home	Visitor	Home
Largest Lead	21	0	14	0	21	0
Drives Leading	5	0	6	0	11	0
Time of Possession Leading	11:25	0:00	13:05	0:00	24:30	0:00
Largest Deficit	0	-21	0	-14	0	-21
Drives Trailing	0	6	0	6	0	12
Time of Possession Trailing	0:00	14:15	0:00	16:55	0:00	31:10
Times Score Tied Up		0		0		0
Lead Changes		1		0		1

Playtime Percentage

Percent of playtime per player on offense, defense and special teams

Jacksonville Jaguars

Pittsburgh Steelers

		Offense	Defense	Special Teams				Offense	Defense	Special Teams			
J Parnell	T	61	100%	8	23%	D DeCastro	G	78	100%	6	17%		
A Cann	G	61	100%	8	23%	A Villanueva	T	78	100%	6	17%		
P Oameh	G	61	100%	8	23%	L Bell	RB	78	100%				
B Linder	C	61	100%	8	23%	B Roethlisberger	QB	78	100%				
B Bortles	QB	61	100%			M Pouncey	C	78	100%				
C Robinson	T	61	100%			R Foster	G	77	99%	6	17%		
M Lewis	TE	53	87%	10	29%	J Smith-Schuster	WR	71	91%	8	23%		
D Westbrook	WR	42	69%	2	6%	V McDonald	TE	68	87%	6	17%		
L Fournette	RB	40	66%			A Brown	WR	68	87%				
M Lee	WR	39	64%			C Hubbard	T	67	86%	6	17%		
T Bohanon	FB	27	44%	10	29%	M Bryant	WR	38	49%				
B Koyack	TE	24	39%	3	9%	E Rogers	WR	23	29%	4	11%		
K Cole	WR	23	38%	2	6%	J James	TE	17	22%	8	23%		
T Yeldon	RB	19	31%			M Gilbert	T	15	19%				
J O'Shaughnessy	TE	17	28%	20	57%	D Heyward-Bey	WR	10	13%	13	37%		
A Hurns	WR	17	28%	2	6%	X Grimble	TE	9	12%	13	37%		
T Shatley	C	2	3%	8	23%	R Nix	FB	5	6%	21	60%		
C Grant	RB	2	3%	8	23%	S Davis	SS		61	100%	10	29%	
M Jack	LB		78	100%	9	26%	T Watt	LB		59	97%	16	46%
J Ramsey	CB		78	100%	8	23%	J Haden	CB		58	95%	8	23%
T Smith	LB		78	100%	7	20%	M Mitchell	FS		56	92%	8	23%
A Bouye	CB		78	100%			B Dupree	LB		56	92%	8	23%
B Church	SS		77	99%	7	20%	S Tuitt	DE		56	92%	6	17%
A Colvin	CB		66	85%	11	31%	C Heyward	DE		54	89%	12	34%
C Campbell	DE		63	81%	15	43%	S Spence	LB		54	89%	8	23%
Y Ngakoue	DE		58	74%	5	14%	A Burns	CB		52	85%	12	34%
M Jackson	DT		57	73%			V Williams	LB		51	84%	7	20%
M Dareus	DT		44	56%	7	20%	L Walton	DE		27	44%	13	37%
T Gipson	FS		44	56%			J Hargrave	NT		23	38%	1	3%
D Fowler	DE		38	49%			T Alualu	DE		17	28%	6	17%
J Wilson	SS		34	44%	18	51%	M Hilton	CB		15	25%	9	26%
A Jones	DT		28	36%	11	31%	L Fort	LB		13	21%	23	66%
D Smoot	DE		14	18%	5	14%	R Golden	SS		10	16%	21	60%
P Posluszny	LB		12	15%	7	20%	W Gay	CB		7	11%		
L McCray	LB		9	12%	27	77%	A Chickillo	LB		2	3%	21	60%
C Phillips	DE		1	1%	24	69%	T Matakevich	LB				21	60%
J Myrick	CB		1	1%	16	46%	F Toussaint	RB				17	49%
B Brown	LB				18	51%	C Boswell	K				13	37%
D Payne	LB				18	51%	C Sutton	DB				11	31%
P Thompson	FS				18	51%	A Moats	LB				10	29%
J Lambo	K				16	46%	J Berry	P				8	23%
C Holba	LS				12	34%	K Canaday	LS				8	23%
B Nortman	P				12	34%	B Finney	C				6	17%
J Wells	T				8	23%	B Allen	CB				4	11%
T Patmon	CB				8	23%							



TEAM GAME-BY-GAME STATISTICS
AFC CHAMPIONSHIP GAME AT NEW ENGLAND PATRIOTS

JACKSONVILLE JAGUARS 1995 OFFENSE GAME-BY-GAME

Wk.	Date	Opp	FIRST DOWNS			TOT. OFFENSE			RUSHING			PASSING			PUNTS			FUM.			Tot. TD	Rn	Ps	Rt	Sfty	PAT	2PT	FGs	T.O.P.	
			Tot	Run	Pass	Pen	3 RD	DOWN	Yards	Plays	Avg.	Yards	Att.	Avg.	Gross	Att./Cmp./Int.	Avg.	Yards	Lost	Phs.										
1	9/3	vs HOU	[L]	10	6	4	0	2/12	146	52	2.8	101	22	4.6	45	4-24	69	26/10/1	8-43.1	6-30	2-1	3	0	0	0	0	0/0	-	1/2	24:16
2	9/10	at CIN	[L]	14	5	8	1	7/17	259	66	3.9	119	29	4.1	140	7-39	179	30/12/1	6-41.5	7-59	1-1	17	2	1	1	0	2/2	-	1/1	29:58
3	9/17	at NYJ	[L]	20	11	6	3	7/17	251	74	3.4	146	35	4.2	105	6-33	138	33/15/1	6-46.5	8-44	3-2	10	1	0	1	0	1/1	-	1/1	27:48
4	9/24	vs GB	[L]	13	2	10	1	5/15	201	57	3.5	76	23	3.3	125	5-31	156	29/16/0	8-45.4	8-52	0-0	14	2	0	2	0	2/2	-	0/0	26/09
5	10/1	at HOU	[W]	16	5	7	4	1/8	219	50	4.4	68	20	3.4	151	3-23	174	27/15/1	5-46.2	7-58	2-2	17	2	1	1	0	2/2	-	1/1	25/52
6	10/8	vs PIT	[W]	17	6	10	1	3/14	267	63	4.2	96	29	3.3	171	4-18	189	30/17/0	8-48.5	5-86	1-0	20	2	1	1	0	2/2	-	2/2	32/06
7	10/15	vs CHI	[L]	26	7	16	3	6/13	409	72	5.7	121	23	5.3	288	1-14	302	48/30/1	1-55.0	8-51	0-0	27	3	0	3	0	3/3	-	2/4	31:10
8	10/22	at CLE	[W]	24	12	9	3	12/17	315	74	4.3	159	45	3.5	156	1-8	164	28/16/1	3-37.0	10-64	2-1	23	3	1	1	1	2/3	-	1/1	32:24
9	10/29	at PIT	[L]	14	4	9	1	2/14	229	60	3.8	84	20	4.2	145	7-44	189	33/18/0	9-41.0	8-67	2-1	7	1	0	1	0	1/1	-	0/0	28:36
11	11/12	vs SEA	[L]	19	10	6	3	2/7	266	51	5.2	161	28	5.8	105	3-16	121	20/13/1	3-46.3	9-75	2-1	30	3	2	1	0	3/3	-	3/3	25:57
12	11/19	at TB	[L]	19	6	12	1	5/13	350	59	5.9	87	23	3.8	263	3-10	273	33/24/1	6-41.8	6-42	1-0	16	2	1	1	0	1/1	-	2/4	30:26
13	11/26	vs CIN	[L]	18	4	13	1	4/12	295	58	5.1	78	20	3.9	217	4-28	245	34/18/1	4-46.0	8-104	4-1	13	1	0	1	0	1/1	-	2/4	30:26
14	12/3	at DEN	[L]	13	2	11	0	3/12	260	52	5.0	69	21	3.3	191	3-7	198	28/15/1	5-43.2	10-67	1-1	23	3	0	1	2	2/2	0/1	1/1	28:43
15	12/10	vs IND	[L]	27	7	16	4	7/13	424	66	6.4	126	25	5.0	298	2-14	312	39/26/1	2-42.5	6-55	1-1	31	4	1	3	0	4/4	-	1/2	31:18
16	12/17	at DET	[L]	15	7	6	2	5/11	235	51	4.6	109	20	5.5	126	3-34	160	28/13/4	3-45.3	8-67	1-1	0	0	0	0	0	0/0	-	0/1	23:59
17	12/24	vs CLE	[W]	18	6	11	1	3/10	373	57	6.5	105	27	3.9	268	1-7	275	29/17/0	5-38.0	7-49	0-0	24	2	1	1	0	1/1	1/1	3/3	28:08
Totals	4-12	283	100	154	29	74/205	4,495	962	4.7	1,705	410	4.2	2,790	57-354	3,144	495/275/15	82-43.8	121-970	23-13	275	31	9	19	3	0	27/28	1/3	20/27	28:37	

JACKSONVILLE JAGUARS 1995 DEFENSE GAME-BY-GAME

Wk.	Date	Opp	FIRST DOWNS			TOT. OFFENSE			RUSHING			PASSING			PUNTS			FUM.			Tot. TD	Rn	Ps	Rt	Sfty	PAT	2PT	FGs	T.O.P.	
			Tot	Run	Pass	Pen	3 RD	DOWN	Yards	Plays	Avg.	Yards	Att.	Avg.	Gross	Att./Cmp./Int.	Avg.	Yards	Lost	Phs.										
1	9/3	vs HOU	[L]	14	8	6	0	6/16	240	64	3.8	160	41	3.9	80	0-0	80	23/13/0	9-44.4	10-69	3-1	10	1	0	1	0	1/1	-	1/1	35:44
2	9/10	at CIN	[L]	17	5	11	1	6/14	346	63	5.5	118	30	3.9	228	3-19	247	30/20/0	4-40.3	6-49	2-2	24	3	1	2	0	3/3	-	1/2	30:02
3	9/17	at NYJ	[L]	23	3	18	2	7/15	375	69	5.4	79	26	3.0	296	0-0	296	43/27/1	5-39.0	5-46	0-0	27	3	0	3	0	3/3	-	2/2	32:12
4	9/24	vs GB	[L]	16	5	10	1	9/16	322	61	5.3	129	29	4.4	193	2-9	202	30/20/1	4-49.0	9-70	2-0	24	3	1	2	0	3/3	-	1/2	33:51
5	10/1	at HOU	[W]	19	9	9	1	11/19	297	77	3.9	91	28	3.3	206	2-19	225	47/27/1	4-44.8	7-70	3-2	16	1	0	1	0	1/1	-	3/4	34:08
6	10/8	vs PIT	[W]	16	4	9	3	3/13	350	58	6.0	68	23	3.0	282	0-0	282	35/19/0	5-42.0	5-35	3-1	16	1	0	1	0	1/1	-	3/3	27:54
7	10/15	vs CHI	[L]	23	9	13	1	8/14	380	62	6.1	135	33	4.1	245	0-0	245	29/17/0	1-29.0	4-46	0-0	30	3	0	3	0	3/3	-	3/3	28:50
8	10/22	at CLE	[W]	20	3	14	3	6/12	387	59	6.6	89	24	3.7	298	1-1	299	34/20/2	2-40.5	6-66	2-2	15	1	0	1	0	0/0	0/1	3/3	27:36
9	10/29	at PIT	[L]	20	9	9	2	3/10	316	58	5.4	138	33	4.2	178	0-0	178	25/17/0	6-37.2	6-59	2-1	24	3	1	2	0	3/3	-	1/1	31:24
11	11/12	vs SEA	[L]	26	12	12	2	8/14	481	73	6.6	246	40	6.2	235	2-9	244	31/18/1	3-48.0	10-129	1-0	47	6	4	2	0	6/6	-	1/1	34:05
12	11/19	at TB	[L]	17	11	5	1	2/9	246	54	4.6	145	33	4.4	101	1-2	103	20/9/0	6-45.8	2-20	0-0	17	2	2	0	0	2/2	-	1/1	29:00
13	11/26	vs CIN	[L]	21	7	12	2	6/13	323	66	4.9	113	27	4.2	210	0-0	210	39/19/3	4-42.8	14-98	0-0	17	2	1	1	0	2/2	-	1/1	29:34
14	12/3	at DEN	[L]	20	7	13	0	8/13	397	67	5.9	111	33	3.4	286	0-0	286	34/22/1	3-29.0	2-10	2-2	31	4	0	4	0	4/4	-	1/1	31:17
15	12/10	vs IND	[L]	15	9	6	0	8/13	219	52	4.2	91	35	2.6	128	1-1	129	16/9/0	2-43.0	6-72	0-0	41	5	2	2	1	5/5	-	2/2	28:42
16	12/17	at DET	[L]	28	11	13	4	7/14	386	71	5.4	156	41	3.8	230	2-3	233	28/19/0	1-28.0	3-51	1-1	44	5	3	2	0	5/5	-	3/3	36:01
17	12/24	vs CLE	[W]	26	9	17	0	9/17	450	76	5.9	134	28	4.8	316	3-9	325	45/28/3	2-50.5	7-70	1-1	21	3	2	1	0	3/3	-	0/1	31:52
Totals	4-12	320	121	177	22	107/222	5,515	1,050	5.4	2,003	504	4.0	3,512	17-72	3,584	509/304/13	61-42.0	102-958	22-11	404	46	17	28	1	0	45/45	0/1	27/31	31:23	

JACKSONVILLE JAGUARS 1997 OFFENSE GAME-BY-GAME

Table with columns: Wk., Date, Opp, FIRST DOWNS, 3RD, TOT. OFFENSE, RUSHING, PASSING, PEN., FUM., Tot., T.O.P. Includes game-by-game stats and a Totals row.

JACKSONVILLE JAGUARS 1997 DEFENSE GAME-BY-GAME

Table with columns: Wk., Date, Opp, FIRST DOWNS, 3RD, TOT. OFFENSE, RUSHING, PASSING, PEN., FUM., Tot., T.O.P. Includes game-by-game stats and a Totals row.

JACKSONVILLE JAGUARS 1998 OFFENSE GAME-BY-GAME

Table with 26 columns: Wk. Date Opp, FIRST DOWNS 3RD, TOT. OFFENSE, RUSHING, PASSING, PUNTS, FUM., Tot., T.O.P. Rows include weekly game data and a Totals row.

JACKSONVILLE JAGUARS 1998 DEFENSE GAME-BY-GAME

Table with 26 columns: Wk. Date Opp, FIRST DOWNS 3RD, TOT. OFFENSE, RUSHING, PASSING, PUNTS, FUM., Tot., T.O.P. Rows include weekly game data and a Totals row.

JACKSONVILLE JAGUARS 2007 OFFENSE GAME-BY-GAME

Table with 44 columns: Wk, Date, Opp, Run, Pass, Pen, 3rd, Tot, Offense, Rushing, Net, Sacks, Gross, Att./Cmp., Int./Avg., Punting, PEN, FUM, TD, Ps, Rt, Sfty, PAT, 2PT, FGS, T.O.P.

JACKSONVILLE JAGUARS 2007 DEFENSE GAME-BY-GAME

Table with 44 columns: Wk, Date, Opp, Run, Pass, Pen, 3rd, Tot, Offense, Rushing, Net, Sacks, Gross, Att./Cmp., Int./Avg., Punting, PEN, FUM, TD, Ps, Rt, Sfty, PAT, 2PT, FGS, T.O.P.

JACKSONVILLE JAGUARS 2010 OFFENSE GAME-BY-GAME

Wk.	Date	Opp	FIRST DOWNS			3 RD			TOT. OFFENSE			RUSHING			PASSING			PUNTS			PEN.			FUM. Tot. Tot.									
			Tot	Run	Pass	Pen	Down	Yards	Plays	Avg.	Yards	Att.	Avg.	Net	Sacks	Gross	Att./	Cmp./	Int.	Avg.	Yards	Lost	Pts.	TD	Rn	Ps	Rt	Sfty	PAT	2PT	Fgs	T.O.P.	
1	9/12	vs. DEN	[W]	18	9	6	3	3-10	299	56	5.3	134	34	3.9	165	1-5	170	21/	16/	0	4-41.3	5-47	0-0	24	3	0	3	0	3/3	-	1/1	29:30	
2	9/19	at SD	[L]	20	6	14	0	6-12	350	68	5.1	71	24	3.0	279	2-14	293	42/	26/	4	0-0.0	5-33	2-2	13	1	0	1	0	1/1	-	2/2	30:24	
3	9/26	vs. PHI	[L]	16	9	6	1	5-17	191	69	2.8	139	32	4.3	52	7-53	105	30/	13/	1	8-48.0	4-67	1-0	3	0	0	0	0/0	-	1/1	32:53		
4	10/3	vs. IND	[W]	20	10	9	1	9-13	337	57	5.9	174	35	5.0	163	0-0	163	22/	17/	0	4-42.5	7-45	0-0	31	4	2	2	0	4/4	-	1/1	29:46	
5	10/10	at BUF	[W]	21	10	11	0	4-11	381	62	6.1	216	40	5.4	165	2-13	178	20/	16/	1	0-0.0	5-38	3-2	36	3	0	3	0	3/3	-	5/5	34:21	
6	10/18	vs. TEN	[L]	17	7	8	2	3-13	249	63	4.0	76	25	3.0	173	2-16	189	36/	21/	3	3-37.3	7-55	1-1	3	0	0	0	0/0	-	1/1	27:15		
7	10/24	at KC	[L]	19	4	12	3	3-10	300	58	5.2	84	23	3.7	216	1-6	222	34/	18/	2	3-38.3	6-43	2-1	20	2	0	2	0	2/2	-	2/2	26:00	
8	10/31	at DAL	[W]	20	6	14	0	6-12	387	58	6.7	149	34	4.4	238	3-22	260	21/	17/	0	5-48.4	6-36	1-1	35	5	1	4	0	5/5	-	0/0	32:35	
10	11/14	vs. HOU	[W]	29	12	15	2	4-11	491	69	7.1	165	36	4.6	326	2-16	342	31/	24/	0	3-43.7	8-62	1-0	31	4	2	2	0	4/4	-	1/3	35:23	
11	11/21	vs. CLE	[W]	24	11	11	2	4-11	371	67	5.5	145	28	5.2	226	4-28	254	35/	20/	4	2-33.5	2-10	2-2	24	3	1	2	0	3/3	-	1/1	31:28	
12	11/28	at NYG	[L]	26	15	9	2	10-16	328	73	4.5	207	34	6.1	121	4-41	162	35/	20/	1	3-43.3	3-20	3-1	20	2	2	0	0	2/2	-	2/2	35:27	
13	12/5	at TEN	[W]	23	16	7	0	6-15	377	73	5.2	258	53	4.9	119	1-7	126	19/	14/	0	2-43.0	4-31	1-0	17	2	2	0	0	2/2	-	1/3	39:54	
14	12/12	vs. OAK	[W]	19	10	8	1	5-12	385	58	6.6	234	34	6.9	151	2-8	159	22/	11/	1	5-41.4	6-52	0-0	38	5	2	3	0	5/5	-	1/1	29:55	
15	12/19	at IND	[L]	20	4	14	2	5-13	356	61	5.8	67	22	3.0	289	1-5	294	38/	24/	1	4-48.0	6-55	3-1	24	3	0	2	1	0	3/3	-	1/1	30:22
16	12/26	vs. WAS	[L]	15	4	11	0	7-17	336	65	5.2	78	23	3.4	258	4-41	299	38/	22/	2	7-45.4	7-66	2-0	17	2	1	1	0	2/2	-	1/2	32:54	
17	1/2	at HOU	[L]	23	15	6	2	1-10	322	62	5.2	198	35	5.7	124	2-16	140	25/	12/	1	4-44.3	2-15	1-1	17	2	1	1	0	2/2	-	1/2	30:48	
Totals	8-8	330	148	161	21	81-203	5,460	1,019	5.4	2,395	512	4.7	3,065	38-291	3,356	469/	291/	21	57-43.8	83-675	23-12	353	41	14	26	1	0	41/41	-	22/28	31:43		

JACKSONVILLE JAGUARS 2010 DEFENSE GAME-BY-GAME

Wk.	Date	Opp	FIRST DOWNS			3 RD			TOT. OFFENSE			RUSHING			PASSING			PUNTS			PEN.			FUM. Tot. Tot.									
			Tot	Run	Pass	Pen	Down	Yards	Plays	Avg.	Yards	Att.	Avg.	Net	Sacks	Gross	Att./	Cmp./	Int.	Avg.	Yards	Lost	Pts.	TD	Rn	Ps	Rt	Sfty	PAT	2PT	Fgs	T.O.P.	
1	9/12	vs. DEN	[W]	21	6	14	1	3-10	363	61	6.0	89	25	3.6	274	3-21	295	33/	21/	1	4-43.0	7-70	1-1	17	2	1	1	0	2/2	-	1/1	30:30	
2	9/19	at SD	[L]	25	7	17	1	4-8	477	60	8.0	151	30	5.0	326	1-8	334	29/	22/	2	2-17.0	4-25	1-1	38	5	2	3	0	5/5	-	1/1	29:36	
3	9/26	vs. PHI	[L]	15	4	10	1	5-13	373	55	6.8	106	21	5.0	267	3-24	291	31/	17/	0	7-45.1	7-84	0-0	28	4	1	3	0	4/4	-	0/0	27:07	
4	10/3	vs. IND	[W]	28	5	23	0	7-10	406	66	6.2	58	19	3.1	348	1-4	352	46/	33/	1	2-55.0	3-35	2-1	28	4	2	2	0	4/4	-	0/0	30:14	
5	10/10	at BUF	[W]	17	5	10	2	3-11	306	54	5.7	110	21	5.2	196	3-24	220	30/	20/	0	4-48.5	5-35	2-0	26	3	0	3	0	2/2	0/1	2/2	25:39	
6	10/18	vs. TEN	[L]	20	8	10	2	8-14	324	60	5.4	153	39	3.9	171	0-0	171	21/	14/	0	2-49.0	8-57	1-0	30	3	1	2	0	3/3	-	3/3	32:45	
7	10/24	at KC	[L]	25	13	10	2	6-11	426	61	7.0	236	42	5.6	190	1-3	193	18/	13/	0	3-45.3	7-92	0-0	42	6	3	2	1	0	6/6	-	0/0	34:00
8	10/31	at DAL	[W]	25	5	16	4	6-13	415	73	5.7	50	22	2.3	365	2-14	379	49/	34/	4	3-44.7	3-20	1-0	17	2	1	1	0	2/2	-	1/1	27:25	
9	11/14	vs. HOU	[W]	20	6	13	1	4-10	395	53	7.5	81	21	3.9	314	0-0	314	32/	22/	0	4-37.5	8-49	2-1	24	3	1	2	0	3/3	-	1/1	24:37	
10	11/21	vs. CLE	[W]	15	4	10	1	7-16	283	60	4.7	88	26	3.4	195	6-46	241	28/	17/	1	5-44.0	5-45	1-0	20	2	0	1	1	0	2/2	-	2/4	28:32
11	11/28	at NYG	[L]	17	6	11	0	3-10	361	50	7.2	135	26	5.2	226	0-0	226	24/	14/	0	3-49.7	4-25	0-0	24	2	0	2	0	2/2	1/1	3/3	24:33	
12	12/5	at TEN	[W]	11	3	18	1	2-11	220	47	4.7	57	14	4.1	163	1-6	169	32/	14/	2	2-36.0	4-30	0-0	6	0	0	0	0	0/0	-	2/2	20:06	
13	12/12	vs. OAK	[W]	21	3	16	2	6-13	476	61	7.8	153	25	6.1	323	3-21	344	33/	22/	1	5-42.0	4-25	1-1	31	4	2	2	0	4/4	-	1/1	30:05	
14	12/19	at IND	[L]	19	7	12	0	5-13	376	64	5.9	155	24	6.5	221	1-8	229	39/	29/	0	6-39.2	6-68	0-0	34	4	1	2	1	0	4/4	-	2/2	29:38
15	12/26	vs. WAS	[L]	15	5	8	2	4-15	251	64	3.9	79	24	3.3	172	1-10	182	39/	19/	1	9-40.9	5-40	0-0	20	2	1	1	0	2/2	-	2/2	29:53	
16	1/2	at HOU	[L]	22	12	9	1	5-11	497	59	8.4	244	37	6.6	253	0-0	253	22/	18/	0	3-38.7	5-48	0-0	34	4	3	1	0	4/4	-	2/2	29:12	
Totals	8-8	316	98	197	21	78-189	5,949	948	6.3	1,945	416	4.7	4,004	26-189	4,193	506/	329/	13	64-42.4	85-748	12-5	419	50	19	28	3	0	48/48	1/2	23/25	28:17		

JACKSONVILLE JAGUARS 2011 OFFENSE GAME-BY-GAME

Wk.	Date	Opp	FIRST DOWNS			3 RD	TOT. OFFENSE			RUSHING			PASSING			PUNTS			PEN.			FUM. Tot. Tot.											
			Tot	Run	Pass		Pen	Down	Yards	Plays	Avg.	Yards	Att.	Avg.	Gross	Att./	Cmp./	Int.	Avg.	Yards	Lost	Pts.	TD	Rn	Ps	Rt	Sfty	PAT	2PT	Fgs	T.O.P.		
1	9/11	vs. TEN	[W]	20	10	9	1	9/18	323	73	4.4	163	47	3.5	160	2-15	175	24/	17/	0	5-43.6	5-39	2-1	16	1	1	0	0	0	1/1	-	3/3	39:38
2	9/18	at NYJ	[L]	11	5	6	0	3/12	203	54	3.8	112	27	4.1	91	2-20	111	25/	11/	4	5-40.6	4-50	0-0	3	0	0	0	0	0	0/0	-	1/1	26:37
3	9/25	at CAR	[L]	13	7	4	2	3/14	257	57	4.5	128	34	3.8	129	2-10	139	21/	12/	1	6-39	8-60	5-0	10	1	0	1	0	0	1/1	-	1/1	30:26
4	10/2	vs. NO	[L]	15	4	7	4	4/15	274	62	4.4	104	17	6.1	170	3-26	196	42/	16/	1	4-38.3	2-15	1-0	10	1	0	1	0	0	1/1	-	1/1	22:55
5	10/9	vs. CIN	[L]	12	5	7	0	6/16	296	58	5.1	96	27	3.6	200	3-21	221	28/	15/	0	7-37.7	2-15	4-2	20	2	1	1	0	0	2/2	-	2/2	27:27
6	10/16	at PITT	[L]	16	6	7	3	4/15	209	61	3.4	133	30	4.4	76	5-33	109	26/	12/	0	7-42.3	4-22	0-0	13	1	0	1	0	0	1/1	-	2/2	28:47
7	10/24	vs. BAL	[W]	13	6	5	2	2/16	205	66	3.1	132	42	3.1	73	4-20	93	20/	9/	0	7-40.9	6-90	4-1	12	0	0	0	0	0	0/0	-	4/4	36:15
8	10/30	at HOU	[L]	13	5	8	0	5/14	174	58	3.0	84	25	3.4	90	1-7	97	32/	10/	2	8-46.8	5-39	1-0	14	2	1	1	0	0	2/2	-	0/0	24:41
9	11/13	at IND	[W]	18	9	8	1	6/15	251	64	3.9	141	41	3.4	110	2-8	118	21/	14/	1	6-38.7	5-55	0-0	17	2	1	1	0	0	2/2	-	1/2	35:21
10	11/20	at CLE	[L]	23	10	9	4	7/15	303	71	4.3	108	29	3.7	195	1-15	210	41/	22/	0	5-40.6	9-81	1-0	10	1	1	0	0	0	1/1	-	1/1	30:53
11	11/27	vs. HOU	[L]	14	4	7	3	5/19	255	71	3.6	105	24	4.4	150	7-48	198	40/	20/	1	9-42.2	4-30	1-0	13	1	0	0	1	0	1/1	-	2/3	31:39
12	12/5	vs. SD	[L]	17	6	11	0	9/16	306	66	4.6	129	31	4.2	177	2-18	195	33/	19/	1	5-43.4	3-26	2-0	14	2	0	2	0	0	2/2	-	0/0	31:43
13	12/11	vs. TB	[W]	21	7	10	4	5/15	325	67	4.9	116	33	3.5	209	1-8	217	33/	19/	2	7-41.4	8-80	2-0	41	6	2	2	2	0	5/5	0/1	0/0	32:49
14	12/11	vs. TB	[L]	12	4	8	0	3/10	207	46	4.5	116	19	6.1	91	5-50	141	22/	12/	1	7-43.4	5-40	3-3	14	2	0	1	1	0	2/2	-	0/0	21:29
15	12/15	at ATL	[L]	12	4	8	0	3/10	207	46	4.5	116	19	6.1	91	1-11	198	42/	21/	1	9-45.1	6-28	0-0	17	2	2	0	0	0	2/2	-	1/1	29:01
16	12/24	at TEN	[L]	18	6	12	0	5/18	300	71	4.2	113	28	4.0	187	3-21	92	19/	11/	0	2-43.5	1-10	1-1	19	1	0	1	0	0	1/1	-	4/4	30:48
17	1/1	vs. IND	[W]	15	9	4	2	5/13	261	57	4.6	190	35	5.4	71	3-21	92	19/	11/	0	2-43.5	1-10	1-1	19	1	0	1	0	0	1/1	-	4/4	30:48
Totals			5-11	251	103	122	26	81/241	4,149	1,002	4.1	1,970	489	4.0	2,179	44-331	2,510	469/	240/	15	99-41.9	77-680	27-8	283	25	9	12	4	0	24/24	0/1	23/25	30:02

JACKSONVILLE JAGUARS 2011 DEFENSE GAME-BY-GAME

Wk.	Date	Opp	FIRST DOWNS			3 RD	TOT. OFFENSE			RUSHING			PASSING			PUNTS			PEN.			FUM. Tot. Tot.											
			Tot	Run	Pass		Pen	Down	Yards	Plays	Avg.	Yards	Att.	Avg.	Gross	Att./	Cmp./	Int.	Avg.	Yards	Lost	Pts.	TD	Rn	Ps	Rt	Sfty	PAT	2PT	Fgs	T.O.P.		
1	9/11	vs. TEN	[W]	13	1	11	1	4/11	292	49	6.0	43	13	3.3	249	2-14	263	34/	21/	1	7-41.6	7-60	1-0	14	2	0	2	0	0	2/2	-	0/1	20:22
2	9/18	at NYJ	[L]	15	5	8	2	3/12	283	57	5.0	101	32	3.2	182	1-0	182	24/	17/	2	5-38.8	7-60	0-0	32	3	1	2	0	1	3/3	-	3/3	33:23
3	9/25	at CAR	[L]	16	5	10	1	6/16	265	62	4.3	107	28	3.8	158	0-0	158	34/	18/	0	8-38.4	8-69	0-0	16	1	0	1	0	1	0/0	1/1	2/2	29:34
4	10/2	vs. NO	[L]	30	9	20	1	7/14	503	81	6.2	177	34	5.2	326	3-25	351	44/	31/	2	1-58.0	6-50	0-0	23	2	1	1	0	0	2/2	-	3/5	37:05
5	10/9	vs. CIN	[L]	13	2	11	0	8/19	239	66	3.6	77	31	2.5	162	2-17	179	33/	21/	1	7-47.7	4-33	1-0	30	4	1	2	1	0	3/4	-	1/1	32:33
6	10/16	at PITT	[L]	15	6	8	1	7/15	370	58	6.4	185	32	5.8	185	3-15	200	23/	12/	0	6-42.7	8-65	1-0	17	2	1	1	0	0	2/2	-	1/2	31:13
7	10/24	vs. BAL	[W]	11	1	8	2	2/12	146	53	2.8	34	12	2.8	112	3-25	137	38/	21/	1	9-52.2	10-85	2-1	7	1	0	1	0	0	1/1	-	0/1	23:45
8	10/30	at HOU	[L]	20	6	14	0	10/17	358	71	5.0	156	39	4.0	202	2-23	225	30/	16/	0	6-45.3	7-60	2-2	24	3	2	1	0	0	3/3	-	1/2	35:19
9	11/13	at IND	[W]	13	2	8	3	4/15	212	57	3.7	84	23	3.7	128	5-33	161	29/	20/	2	6-41.0	6-40	2-1	3	0	0	0	0	0	0/0	-	1/1	24:39
10	11/20	at CLE	[L]	20	6	10	4	4/10	334	54	6.2	148	28	5.3	186	2-13	199	24/	17/	1	3-36.0	9-70	0-0	14	2	1	1	0	0	2/2	-	0/1	29:07
11	11/27	vs. HOU	[L]	9	5	4	0	2/15	215	59	3.6	88	31	2.8	127	0-0	127	28/	18/	0	10-43.6	7-80	3-1	20	2	1	1	0	0	2/2	-	2/2	28:21
12	12/5	vs. SD	[L]	19	7	12	0	4/10	433	54	8.0	139	26	5.3	294	0-0	294	28/	22/	0	4-44.8	6-55	0-0	38	5	2	3	0	0	5/5	-	1/1	28:17
13	12/11	vs. TB	[W]	15	7	7	1	3/11	280	59	4.7	110	24	4.6	170	3-14	184	32/	17/	3	5-37.8	12-97	6-4	14	2	2	0	0	0	2/2	-	0/0	27:11
14	12/15	at ATL	[L]	20	6	13	1	6/15	373	68	5.5	97	35	2.8	276	1-4	280	32/	24/	0	5-40.8	4-31	0-0	41	5	1	3	1	0	5/5	-	2/2	38:31
15	12/24	at TEN	[L]	20	3	14	3	3/12	407	66	6.2	65	25	2.6	342	1-8	350	40/	24/	2	4-43.0	0-0	1-1	23	2	1	1	0	0	2/2	-	3/3	30:59
16	1/1	vs. IND	[W]	19	2	17	0	6/14	298	65	4.6	56	22	2.5	242	3-22	264	40/	27/	2	3-45.3	4-40	2-1	13	1	0	1	0	0	1/1	-	2/2	29:12
Totals			5-11	268	73	175	20	79/218	5,008	979	5.1	1,667	435	3.8	3,341	31-213	3,554	513/	326/	17	89-43.3	105-895	21-11	329	37	14	21	2	2	35/36	1/1	22/29	29:58

JACKSONVILLE JAGUARS 2015 OFFENSE GAME-BY-GAME

Wk.	Date	Opp	FIRST DOWNS			3 RD	TOT. OFFENSE			RUSHING			PASSING			PUNTS		PEN.		FUM.		Tot. Tot.		T.O.P.									
			Tot	Run	Pass		Pen	Yards	Plays	Avg.	Yards	Att.	Avg.	Net	Sacks	Gross	Att./	Cmp./	Int.	Avg.	Yards	Lost	Pts.		TD	Rn	Ps	Rt	Sfty	PAT	2PT	FGs	
1	9/13	vs. CAR	[L]	18	6	12	0	3/12	265	66	4.0	96	21	4.6	169	5-14	183	40	22	2	46.2	25	1	9	1	0	1	0	0	0/1	0/0	1/2	25:54
2	9/20	vs. MIA	[W]	19	4	11	4	5/14	396	66	6.0	123	33	3.7	273	0-0	273	33	18	0	45.3	93	0	23	2	0	2	0	0	2/2	0/0	3/3	30:08
3	9/28	at N.E.	[L]	15	2	12	1	6/12	293	55	5.3	57	20	2.9	236	2-6	242	33	17	1	48.8	114	0	17	2	0	2	0	0	2/2	0/0	1/1	25:20
4	10/4	at IND	[L]	21	5	15	1	7/18	431	79	5.5	142	28	5.1	289	1-9	298	50	28	0	38.4	92	0	13	1	0	1	0	0	1/1	0/0	2/4	36:10
5	10/11	at T.B.	[L]	21	3	15	3	2/8	325	56	5.8	55	17	3.2	270	6-33	303	33	23	1	55.3	12	1	31	4	0	4	0	0	4/4	0/0	1/1	25:19
6	10/18	vs. HOU	[L]	26	4	18	4	5/15	394	77	5.1	83	21	4.0	311	3-20	331	53	30	3	46.8	64	0	20	3	0	3	0	0	2/3	0/0	0/0	29:58
7	10/25	vs. BUF	[W]	17	6	9	2	5/14	295	63	4.7	120	32	3.8	175	2-7	182	29	13	1	44.8	66	0	34	5	1	2	2	0	4/5	0/0	0/0	28:38
9	11/8	at NYJ	[L]	19	3	16	0	7/16	436	65	6.7	98	19	5.2	338	6-43	381	40	24	2	40.6	30	2	23	2	0	2	0	0	2/2	0/0	3/3	29:16
10	11/15	at BAL	[W]	22	6	10	6	4/16	258	70	3.7	90	22	4.1	168	3-20	188	45	22	1	52.0	30	0	22	2	0	2	0	0	1/1	0/1	3/4	30:32
11	11/19	vs. TEN	[W]	18	3	13	2	4/13	308	58	5.3	90	23	3.9	218	4-24	242	31	21	1	48.0	88	1	19	1	0	1	0	0	1/1	0/0	4/4	28:25
12	11/29	vs. S.D.	[L]	20	4	15	1	5/15	420	70	6.0	102	19	5.4	318	2-11	329	49	30	1	41.3	35	0	25	2	0	2	0	0	1/2	0/0	4/4	28:36
13	12/6	at TEN	[L]	20	3	17	3	10/14	383	59	6.5	81	21	3.9	302	2-20	322	36	24	0	53.3	21	1	39	6	1	5	0	0	3/5	0/1	0/0	26:26
14	12/13	vs. IND	[W]	24	9	12	3	2/9	380	62	6.1	154	29	5.3	226	3-24	250	30	16	0	45.6	40	2	51	7	2	3	1	0	6/7	0/0	1/1	29:12
15	12/20	vs. ATL	[L]	21	6	14	1	0/8	357	60	6.0	72	20	3.6	285	2-12	297	38	23	1	42.3	62	0	17	2	1	1	0	0	2/2	0/0	1/1	25:27
16	12/27	at N.O.	[L]	21	4	17	0	6/9	412	52	7.9	65	15	4.3	347	2-21	368	35	27	2	50.0	55	0	27	4	0	4	0	0	1/1	1/3	0/0	22:07
17	1/3	at HOU	[L]	11	1	9	1	1/12	215	54	4.0	32	14	2.3	183	8-56	239	32	17	2	5-50.2	7-53	3-2	6	0	0	0	0	0	0/0	0/0	2/2	24:23
TOTALS:				313	69	215	29	72/205	5581	1012	5.5	1473	354	4.16	4108	51-320	4428	607	355	18	80-46.3	105-880	25-10	376	44	5	35	4	0	32/39	1/5	26/30	27:34

JACKSONVILLE JAGUARS 2015 DEFENSE GAME-BY-GAME

Wk.	Date	Opp	FIRST DOWNS			3 RD	TOT. OFFENSE			RUSHING			PASSING			PUNTS		PEN.		FUM.		Tot. Tot.		T.O.P.									
			Tot	Run	Pass		Pen	Yards	Plays	Avg.	Yards	Att.	Avg.	Net	Sacks	Gross	Att./	Cmp./	Int.	Avg.	Yards	Lost	Pts.		TD	Rn	Ps	Rt	Sfty	PAT	2PT	FGs	
1	9/13	vs. CAR	[L]	17	6	10	1	8/17	263	68	3.9	105	35	3.0	158	2-17	175	31	18	1	44.8	22	0-0	20	2	0	1	1	0	2/2	0/0	2/4	34:06
2	9/20	vs. MIA	[W]	17	0	15	2	5/15	386	62	6.2	42	16	2.6	344	2-15	359	44	30	0	48.2	112	1-0	20	2	0	2	0	0	2/2	0/0	2/3	29:52
3	9/28	at N.E.	[L]	35	12	19	4	11/14	471	76	6.2	125	32	3.9	346	2-12	358	42	33	0	0.0	30	0-0	51	6	4	2	0	0	6/6	0/0	3/3	34:40
4	10/4	at IND	[L]	22	3	14	5	7/15	326	74	4.4	60	24	2.5	266	3-16	282	47	30	0	47.8	45	3-2	16	1	0	1	0	0	1/1	0/0	3/3	34:14
5	10/11	at T.B.	[L]	20	8	11	1	5/11	369	61	6.0	183	40	4.6	186	2-23	209	19	13	0	33.7	72	0-0	38	4	2	1	1	0	3/3	1/1	3/3	34:41
6	10/18	vs. HOU	[L]	24	6	15	3	7/14	382	68	5.6	95	31	3.1	287	1-6	293	36	24	0	38.8	69	1-0	31	4	0	3	1	0	4/4	0/0	1/1	30:02
7	10/25	vs. BUF	[W]	26	10	13	3	3/12	375	74	5.1	115	28	4.1	260	4-38	298	42	24	2	49.3	87	4-2	31	3	0	2	1	0	2/2	1/1	3/3	31:22
9	11/8	at NYJ	[L]	14	2	12	0	5/15	290	64	4.5	29	28	1.0	261	2-11	272	34	21	0	39.0	41	1-0	28	4	2	2	0	0	4/4	0/0	0/0	30:44
10	11/15	at BAL	[W]	22	7	15	0	8/14	397	67	5.9	89	21	4.2	308	1-8	316	45	34	2	40.4	121	2-2	20	3	0	3	0	0	2/2	0/1	0/1	29:28
11	11/19	vs. TEN	[W]	22	4	13	5	5/13	316	65	4.9	104	26	4.0	212	4-19	231	35	22	0	45.2	59	1-1	13	1	1	0	0	1/1	0/0	2/3	31:35	
12	11/29	vs. S.D.	[L]	24	4	19	1	6/14	369	71	5.2	79	26	3.0	290	2-10	300	43	29	0	41.2	70	0-0	31	4	0	4	0	0	4/4	0/0	1/1	31:24
13	12/6	at TEN	[L]	26	9	13	4	8/13	467	68	6.9	210	35	6.0	257	4-11	268	29	20	1	44.3	38	1-1	42	6	2	3	1	0	6/6	0/0	0/0	33:34
14	12/13	vs. IND	[W]	17	7	9	1	4/16	322	69	4.7	95	23	4.1	227	3-33	260	43	20	1	47.9	85	1-1	16	1	0	1	0	0	1/1	0/0	3/3	30:48
15	12/20	vs. ATL	[L]	22	6	13	3	7/14	328	69	4.8	83	33	2.5	245	1-0	246	35	22	1	39.8	43	0-0	23	2	1	1	0	0	0/0	0/0	3/3	34:33
16	12/27	at N.O.	[L]	29	9	18	2	8/13	537	72	7.5	135	35	3.9	402	1-10	412	36	25	0	49.5	40	0-0	38	5	2	3	0	0	5/5	0/0	1/3	37:53
17	1/3	at HOU	[L]	25	9	13	3	8/17	402	74	5.4	160	31	5.2	242	2-7	249	41	25	1	4-47.5	9-55	1-1	30	3	1	1	1	0	3/3	0/0	3/4	35:37
TOTALS:				362	102	222	38	105/227	6000	11-2	5.4	1709	464	3.7	4291	36-237	4528	602	390	9	72-43.9	114-989	16-9	448	51	15	29	7	0	48/48	2/3	30/38	32:26



JAGUARS RECORD BOOK
AFC CHAMPIONSHIP GAME AT NEW ENGLAND PATRIOTS

POSTSEASON INDIVIDUAL RECORDS

SCORING

CAREER POINTS

Mike Hollis (1996-99).....	70
Jimmy Smith (1996-99, 2005).....	42
Fred Taylor (1998-99, 2005, 2007).....	24
LEONARD FOURNETTE (2017)	18
Natrone Means (1996-97).....	18
Josh Scobee (2005, 2007).....	18
JOSH LAMBO (2017)	13

POINTS IN A GAME

LEONARD FOURNETTE (Jan. 14, 2018 at Pit.)	18
Mike Hollis (Jan. 15, 2000 vs. Mia).....	14
Mike Hollis (Jan. 3, 1999 vs. N.E.).....	13
Mike Hollis (Dec. 28, 1996 at Buf).....	12
Mike Hollis (Jan. 4, 1997 at Den).....	12
Jimmy Smith (Jan. 10, 1999 at NYJ).....	12
Jimmy Smith (Jan. 15, 2000 vs. Mia).....	12
Fred Taylor (Jan. 15, 2000 vs. Mia).....	12
Maurice Jones-Drew (Jan. 5, 2008 at Pit).....	12

CONSECUTIVE GAMES SCORING

Mike Hollis (Dec. 28, 1996-Jan. 10, 1999).....	8
Jimmy Smith (Jan. 3, 1999-Jan. 15, 2000).....	3

CONSECUTIVE GAMES SCORING A TD

Jimmy Smith (Jan. 3, 1999-Jan. 15, 2000).....	3
Natrone Means (Dec. 28, 1996-Jan. 4, 1997).....	2
Jimmy Smith (Dec. 28, 1996-Jan. 4, 1997).....	2
James Stewart (Jan. 15, 2000-Jan. 23, 2000).....	2

TOUCHDOWNS IN A GAME

LEONARD FOURNETTE (Jan. 14, 2018 at Pit.)	3
Jimmy Smith (Jan. 10, 1999 at NYJ).....	2
Jimmy Smith (Jan. 15, 2000 vs. Mia).....	2
Fred Taylor (Jan. 15, 2000 vs. Mia).....	2
Maurice Jones-Drew (Jan. 5, 2008 vs. Pit).....	2

CAREER TOUCHDOWNS

Jimmy Smith (1996-99, 2005).....	7
Fred Taylor (1998-99, 2005, 2007).....	6
LEONARD FOURNETTE (2017)	3
Natrone Means (1996-97).....	3

CAREER FIELD GOALS MADE

Mike Hollis (1996-99).....	16
Josh Scobee (2005, 2007).....	4

FIELD GOALS MADE IN A GAME

Mike Hollis (Jan. 3, 1999 vs. N.E.).....	4
Mike Hollis (Dec. 28, 1996 at Buf).....	3
Mike Hollis (Jan. 4, 1997 at Den).....	3

CONSECUTIVE GAMES SCORING A FIELD GOAL

Mike Hollis (Dec. 28, 1996-Jan. 15, 2000).....	7
Josh Scobee (Jan. 7, 2006-Jan. 12, 2008).....	3

CONSECUTIVE FIELD GOALS MADE

Mike Hollis (Dec. 28, 1996-Jan. 15, 2000).....	15
Josh Scobee (Jan. 5, 2008-Jan. 12, 2008).....	3

HIGHEST FIELD GOAL PERCENTAGE

JOSH LAMBO (2017)	100.0
Mike Hollis (1996-99).....	88.9
Josh Scobee (2005, 2007).....	66.7

LONGEST FIELD GOALS

Mike Hollis (Jan. 4, 1997 at Den).....	46
JOSH LAMBO (Jan. 14, 2018 at Pit.)	45
Mike Hollis (Dec. 28, 1996 at Buf).....	45
Mike Hollis (Jan. 1, 2000 vs. Mia).....	45
JOSH LAMBO (Jan. 7, 2018 vs. BUF)	44
Mike Hollis (Jan. 4, 1997 at Den).....	42
Josh Scobee (Jan. 1, 2008 at N.E.).....	39
Mike Hollis (Dec. 27, 1997 at Den).....	38

CAREER EXTRA POINTS MADE

Mike Hollis (1995-99).....	22
Josh Scobee (2005, 2007).....	8
JOSH LAMBO (2017)	7

EXTRA POINTS MADE IN A GAME

Mike Hollis (Jan. 15, 2000 vs. Mia).....	8
JOSH LAMBO (Jan. 14, 2017)	6
Josh Scobee (Jan. 5, 2008 at Pit).....	4

CONSECUTIVE EXTRA POINTS

Mike Hollis (1995-99).....	22
Josh Scobee (2005, 2007).....	8

SERVICE

GAMES PLAYED

Jimmy Smith (1996-99, 2005).....	9
Bryan Barker (1999-99).....	8
Reggie Barlow (1996-99).....	8
Aaron Beasley (1996-99).....	8
Mark Brunell (1996-99).....	8
Ben Coleman (1996-99).....	8
Kevin Hardy (1996-99).....	8
Mike Hollis (1996-99).....	8
Keenan McCardell (1996-99).....	8
Leon Searcy (1996-99).....	8

GAMES STARTED

Jimmy Smith (1996-99, 2005).....	9
Mark Brunell (1996-99).....	8
Ben Coleman (1996-99).....	8
Keenan McCardell (1996-99).....	8
Leon Searcy (1996-99).....	8
Kevin Hardy (1996-99).....	7

PASSING

CAREER PASSING YARDS

Mark Brunell (1996-99).....	1,525
David Garrard (2005, 2007).....	486
BLAKE BORTLES (2017)	301
Bryon Leftwich (2005).....	179

PASSING YARDS IN A GAME

David Garrard (Jan. 12, 2008 at N.E.).....	278
Mark Brunell (Jan. 4, 1997 at Den).....	245
Mark Brunell (Dec. 28, 1996 at Buf).....	239
Mark Brunell (Jan. 23, 2000 vs. Ten).....	226
BLAKE BORTLES (Jan. 14, 2018 at Pit.)	214
Mark Brunell (Dec. 27, 1997 at Den).....	203

CAREER PASS ATTEMPTS

Mark Brunell (1996-99).....	244
David Garrard (2005, 2007).....	62
BLAKE BORTLES (2017)	49
Bryon Leftwich (2005).....	31
Jay Fiedler (1999).....	11

PASS ATTEMPTS IN A GAME

Mark Brunell (Jan. 12, 1997 at N.E.).....	38
Mark Brunell (Jan. 23, 2000 vs. Ten).....	38
Mark Brunell (Jan. 3, 1999 vs. N.E.).....	34
Mark Brunell (Dec. 28, 1996 at Buf).....	33
David Garrard (Jan. 12, 2008 at N.E.).....	33

AVG. GAIN PER ATTEMPT (MIN. 15 ATTEMPTS)

David Garrard (2005, 2007).....	7.8
Mark Brunell (1996-99).....	6.3
BLAKE BORTLES (2017)	6.1
Bryon Leftwich (2005).....	5.8

CAREER PASS COMPLETIONS

Mark Brunell (1995-99).....	124
David Garrard (2005, 2007).....	34
BLAKE BORTLES (2017)	26

PASS COMPLETIONS IN A GAME

David Garrard (Jan. 12, 2008 at N.E.).....	22
Mark Brunell (Jan. 12, 1997 at N.E.).....	20
Mark Brunell (Jan. 23, 2000 vs. Ten).....	19
Mark Brunell (Dec. 28, 1996 at Buf).....	18
Mark Brunell (Jan. 4, 1997 at Den).....	18
Mark Brunell (Dec. 27, 1997 at Den).....	18
Bryon Leftwich (Jan. 7, 2006 at N.E.).....	18

CAREER TOUCHDOWN PASSES

Mark Brunell (1996-99).....	10
David Garrard (2005, 2007).....	3
BLAKE BORTLES (2017)	2
Jay Fiedler (1999).....	2

TOUCHDOWN PASSES IN A GAME

Mark Brunell (Jan. 10, 1999 vs. NYJ).....	3
Mark Brunell (Jan. 4, 1997 at Den).....	2
Mark Brunell (Jan. 15, 2000 vs. Mia).....	2
Jay Fiedler (Jan. 15, 2000 vs. Mia).....	2
David Garrard (Jan. 12, 2008 at N.E.).....	2

CONSECUTIVE GAMES WITH TD PASS

Mark Brunell (Jan. 3, 1999-Jan. 23, 2000).....	4
BLAKE BORTLES (Jan. 7, 2018-Jan. 14, 2018)	2
Mark Brunell (Dec. 28, 1996-Jan. 4, 1997).....	2
David Garrard (Jan. 5, 2008-Jan. 12, 2008).....	2

CAREER INTERCEPTIONS THROWN

Mark Brunell (1996-99).....	10
David Garrard (2005, 2007).....	3
Bryon Leftwich (2005).....	1
Jay Fiedler (1999).....	1

INTERCEPTIONS THROWN IN A GAME

Mark Brunell (Jan. 10, 1999 at NYJ).....	3
Mark Brunell (Dec. 28, 1996 at Buf).....	2
Mark Brunell (Jan. 12, 1997 at N.E.).....	2
Mark Brunell (Jan. 23, 2000 vs. Ten).....	2
David Garrard (Jan. 5, 2008 at Pit).....	2

INTERCEPTION % (MIN. 50 ATTEMPTS)

David Garrard (2005, 2007).....	4.8
Mark Brunell (1996-99).....	4.1

COMPLETION %

Bryon Leftwich (2005).....	58.7
David Garrard (2005, 2007).....	54.8
BLAKE BORTLES (2017)	53.1
Mark Brunell (1996-99).....	50.8

COMPLETION % IN A GAME (MIN. 20 ATTEMPTS)

David Garrard (1/12/08 at N.E.).....	66.7
Jay Fiedler (1/15/00 vs. Mia.).....	63.6

PASSER RATING (MIN. 15 ATTEMPTS)

BLAKE BORTLES (2017)	85.5
David Garrard (2005, 2007).....	76.4
Mark Brunell (1996-99).....	67.1
Bryon Leftwich (2005).....	61.1

POSTSEASON INDIVIDUAL RECORDS



PASSING

LONGEST PASSING TOUCHDOWNS

Jay Fiedler (Jan. 15, 2000 vs. Mia).....	70t
Mark Brunell (Jan. 10, 1999 at NYJ).....	52t
David Garrard (Jan. 5, 2008 at Pit).....	43t
Mark Brunell (Jan. 15, 2000 vs. Mia).....	39t
Jay Fiedler (Jan. 15, 2000 vs. Mia).....	38t
Mark Brunell (Jan. 3, 1999 vs. N.E.).....	37t
Mark Brunell (Jan. 4, 1997 at Den).....	31t
Mark Brunell (Jan. 10, 1999 at NYJ).....	19t

LONGEST PASS COMPLETIONS

Jay Fiedler (Jan. 15, 2000 vs. Mia).....	70t
Mark Brunell (Jan. 10, 1999 at NYJ).....	52t
Mark Brunell (Dec. 28, 1996 at Buf).....	47
BLAKE BORTLES (Jan. 14, 2018 at Pit.).....	45
Mark Brunell (Jan. 4, 1997 at Den).....	44
David Garrard (Jan. 5, 2008 at Pit).....	43t
BLAKE BORTLES (Jan. 14, 2018 at Pit.).....	40



YARDAGE

SCRIMMAGE YARDS

Fred Taylor (1998-99, 2005, 2007).....	682
Jimmy Smith (1996-99, 2005).....	647
Keenan McCardell (1996-98).....	475
Natrone Means (1996-97).....	443

SCRIMMAGE YARDS IN A GAME

Natrone Means (Jan. 4, 1997).....	186
Fred Taylor (Jan. 15, 2000 vs. Mia).....	174
Natrone Means (Dec. 28, 1996 at Buf).....	171



RUSHING



RUSHING YARDS

Fred Taylor (1998-99, 2005, 2007).....	612
Natrone Means (1996-97).....	398
LEONARD FOURNETTE (2017).....	166
James Stewart (1996-99).....	162
BLAKE BORTLES (2017).....	123
Mark Brunell (1996-99).....	103

RUSHING YARDS IN A GAME

Natrone Means (Dec. 28, 1996 at Buf.).....	175
Fred Taylor (Jan. 3, 1999 at N.E.).....	162
Natrone Means (Jan. 4, 1997 at Den.).....	140
Fred Taylor (Jan. 5, 2000 vs. Mia.).....	135
Fred Taylor (Jan. 23, 2000 vs. Ten.).....	110

RUSHING ATTEMPTS

Fred Taylor (1998-99, 2005, 2007).....	127
Natrone Means (1996-97).....	81
LEONARD FOURNETTE (2017).....	46

RUSHING ATTEMPTS IN A GAME

Fred Taylor (Jan. 3, 1999 vs. N.E.).....	33
Natrone Means (Dec. 28, 1996 at Buf.).....	31
LEONARD FOURNETTE (Jan. 14, 2018 at Pit.).....	25
LEONARD FOURNETTE (Jan. 7, 2018 vs. Buf.).....	21

RUSHING TOUCHDOWNS

LEONARD FOURNETTE (2017).....	3
Fred Taylor (1998-99, 2005, 2007).....	3
Natrone Means (1996-97).....	3

RUSHING TOUCHDOWNS IN A GAME

LEONARD FOURNETTE (Jan. 14, 2018 at Pit.).....	3
Natrone Means (Dec. 28, 1996 at Buf.).....	1
Natrone Means (Jan. 4, 1997 at Den.).....	1
Natrone Means (Dec. 27, 1997 at Den.).....	1
Fred Taylor (Jan. 3, 1999 vs. N.E.).....	1
Fred Taylor (Jan. 15, 2000 vs. Mia.).....	1
Chris Howard (Jan. 15, 2000 vs. Mia.).....	1
James Stewart (Jan. 15, 2000 vs. Mia.).....	1
James Stewart (Jan. 23, 2000 vs. Ten.).....	1
Fred Taylor (Jan. 5, 2008 at Pit.).....	1
Maurice Jones-Drew (Jan. 5, 2008 at Pit.).....	1

MOST CONSECUTIVE GAMES WITH RUSHING TD

Natrone Means (Dec. 28, 1996-Jan. 4, 1997).....	2
James Stewart (Jan. 15, 2000-Jan. 23, 2000).....	2

MOST 100-YARD RUSHING GAMES

Fred Taylor (1998-99, 2005, 2007).....	3
Natrone Means (1996-97).....	2

RUSHING AVERAGE (MIN. 20 ATTEMPTS)

James Stewart (1996-99).....	5.2
Natrone Means (1996-97).....	4.9
Fred Taylor (1998-99, 2005, 2007).....	4.8
Mark Brunell (1996-99).....	3.8

RUSHING AVERAGE IN A GAME (MIN. 10 ATTEMPTS)

BLAKE BORTLES (2017).....	8.8
Fred Taylor (Jan. 15, 2000 vs. Mia.).....	7.5
Natrone Means (Jan. 4, 1997 at Den.).....	6.7
Fred Taylor (Jan. 23, 1999 vs. Ten.).....	5.8
Natrone Means (Dec. 28, 1996 at Buf.).....	5.7

LONGEST RUNS FROM SCRIMMAGE

Fred Taylor (Jan. 15, 2000 vs. Mia.).....	90t
Natrone Means (Dec. 28, 1996 at Buf.).....	62
Fred Taylor (Jan. 3, 1999 vs. N.E.).....	46
James Stewart (Jan. 23, 2000 vs. Ten.).....	33t
David Garrard (Jan. 5, 2008 at Pit.).....	32
Fred Taylor (Jan. 23, 2000 vs. Ten.).....	31
Natrone Means (Dec. 28, 1996 at Buf.).....	30t

LONGEST TD RUNS FROM SCRIMMAGE

Fred Taylor (Jan. 15, 2000 vs. Mia.).....	90
James Stewart (Jan. 23, 2000 vs. Ten.).....	33
Natrone Means (Dec. 28, 1996 at Buf.).....	30



RECEIVING



RECEPTIONS

Keenan McCardell (1996-99).....	41
Jimmy Smith (1996-99, 2005).....	40
Pete Mitchell (1996-98).....	16

RECEPTIONS IN A GAME

Pete Mitchell (Jan. 12, 1997 at N.E.).....	7
Keenan McCardell (Dec. 12, 1997 at N.E.).....	6
Keenan McCardell (Dec. 27, 1997 at Den.).....	6
Jimmy Smith (Dec. 27, 1997 at Den).....	6
Keenan McCardell (Jan. 3, 1999 vs. N.E.).....	6
Keenan McCardell (Jan. 23, 2000 vs. Ten).....	6
Matt Jones (Jan. 7, 2006 at N.E.).....	6

CONSECUTIVE GAMES WITH RECEPTION

Jimmy Smith (Dec. 28, 1996-Jan. 7, 2006).....	9
Keenan McCardell (Dec. 28, 199-Jan. 23, 2000).....	8
Pete Mitchell (Dec. 28, 1996-Jan. 10, 1999).....	6

LONGEST RECEPTIONS

Jimmy Smith (Jan. 15, 2000 vs. Mia).....	70t
Jimmy Smith (Jan. 10, 1999 at NYJ).....	52t
Pete Mitchell (Dec. 28, 1996 at Buf).....	47
Jimmy Smith (Jan. 4, 1997 at Den).....	44
Maurice Jones-Drew (Jan. 5, 2008 at Pit).....	43t
Matt Jones (Jan. 7, 2006 at N.E.).....	41
Fred Taylor (Jan. 15, 2000 vs. Mia).....	39t

RECEIVING YARDS

Jimmy Smith (1996-99, 2005).....	647
Keenan McCardell (1996-99).....	475
Pete Mitchell (1996-98).....	178

RECEIVING YARDS IN A GAME

Jimmy Smith (Jan. 15, 2000 vs. Mia).....	136
Jimmy Smith (Jan. 10, 1999 at NYJ).....	104
Matt Jones (Jan. 7, 2006 at N.E.).....	94
Jimmy Smith (Jan. 23, 2000 vs. Ten).....	92
Keenan McCardell (Dec. 28, 1996 at Buf).....	76

YARDS PER RECEPTION (MIN. 10 RECEPTIONS)

Jimmy Smith (1996-99, 2005).....	16.2
Keenan McCardell (1996-99).....	11.6
Pete Mitchell (1996-98).....	11.1

YARDS PER RECEPTION IN A GAME (MIN. 4 RECEPTIONS)

Jimmy Smith (Jan. 15, 2000 vs. Mia).....	27.2
Jimmy Smith (Jan. 10, 1999 at NYJ).....	20.8
Keenan McCardell (Dec. 28, 1996 at Buf).....	19.0

RECEIVING TOUCHDOWNS

Jimmy Smith (1996-99, 2005).....	7
Keenan McCardell (1996-99).....	6

RECEIVING TOUCHDOWNS IN A GAME

Jimmy Smith (Jan. 10, 1999 at NYJ).....	2
Jimmy Smith (Jan. 15, 2000 vs. Mia).....	2

CONSECUTIVE GAMES WITH REC. TD

Jimmy Smith (Dec. 28, 1996-Jan. 4, 1997).....	2
Jimmy Smith (Jan. 3, 1999-Jan. 10, 1999).....	2

LONGEST TOUCHDOWN RECEPTIONS

Jimmy Smith (Jan. 15, 2000 vs. Mia).....	70
Jimmy Smith (Jan. 10, 1999 at NYJ).....	52
Maurice Jones-Drew (Jan. 5, 2008 at Pit).....	43
Fred Taylor (Jan. 15, 2000 vs. Mia).....	39
Alis Whitted (Jan. 15, 2000 vs. Mia).....	38
Jimmy Smith (Jan. 3, 1999 vs. N.E.).....	37

POSTSEASON INDIVIDUAL RECORDS

PUNTING

PUNTS

Bryan Barker (1996-99)	34
BRAD NORTMAN (2017)	13
Chris Hanson (2005)	5
Adam Podlesh (2007)	5

LONGEST PUNTS

BRAD NORTMAN (Jan. 7, 2018 vs. Buf.)	62
Bryan Barker (Jan. 3, 1999 vs. N.E.)	60
Bryan Barker (Dec. 28, 1996 at Buf.)	59

NET AVERAGE

Adam Podlesh (2007)	41.6
BRAD NORTMAN (2017)	39.2
Chris Hanson (2005)	35.6

NET AVERAGE IN A GAME (MIN. 4 PUNTS)

Bryan Barker (Dec. 28, 1996 at Buf.)	44.2
Adam Podlesh (Jan. 5, 2008 at Pit.)	43.0
BRAD NORTMAN (Jan. 7, 2018 vs. Buf.)	42.0

PUNTS IN A GAME

BRAD NORTMAN (Jan. 7, 2017 vs. Buf.)	9
Bryan Barker (Jan. 3, 1999 vs. N.E.)	6

PUNT YARDS

Bryan Barker (1996-99)	1,383
BRAD NORTMAN (2017)	530
Adam Podlesh (2007)	250
Chris Hanson (2005)	209

INSIDE THE 20

Bryan Barker (1996-99)	7
BRAD NORTMAN (2017)	6
Chris Hanson (2005)	1
Adam Podlesh (2007)	1

INSIDE THE 20 IN A GAME

BRAD NORTMAN (Jan. 7, 2018 vs. Buf.)	3
BRAD NORTMAN (Jan. 14, 2018 at Pit.)	3

GROSS AVERAGE

Adam Podlesh (2007)	50.0
Chris Hanson (2005)	41.8
BRAD NORTMAN (2017)	40.8

GROSS AVERAGE IN A GAME (MIN. 4 PUNTS)

Bryan Barker (Dec. 28, 1996 at Buf.)	50.6
Adam Podlesh (Jan. 5, 2008 at Pit.)	50.0
Bryan Barker (Jan. 3, 1999 vs. N.E.)	44.8

CONSECUTIVE PUNTS WITHOUT BLOCK

Bryan Barker (1996-99)	34
------------------------------	----

FEWEST TOUCHBACKS (MIN. 5 PUNTS)

BRAD NORTMAN (2017)	0
Adam Podlesh (2007)	1
Bryan Barker (1996-99)	2

RETURNS

PUNT RETURNS

Reggie Barlow (1996-99)	17
Chris Hudson (1996-98)	7

PUNT RETURNS IN A GAME

Reggie Barlow (Jan. 3, 1999 vs. N.E.)	7
Reggie Barlow (Jan. 15, 2000 vs. Mia)	5
Chris Hudson (Jan. 12, 1997 at N.E.)	4

LONGEST PUNT RETURNS

Reggie Barlow (Jan. 15, 2000 vs. Mia)	24
Dennis Northcutt (Jan. 5, 2008 vs. Pit.)	16
Reggie Barlow (Jan. 3, 1999 vs. N.E.)	14

KICKOFF RETURNS

Reggie Barlow (1996-99)	12
Bucky Brooks (1996)	12
Maurice Jones-Drew (2005, 2007)	6

KICKOFF RETURNS IN A GAME

Bucky Brooks (Jan. 4, 1997 at Den)	4
Bucky Brooks (Dec. 28, 1996 at Buf)	4
Bucky Brooks (Jan. 12, 1997 at N.E.)	4
Derrick Wimbush (Jan. 7, 2006 at N.E.)	4

PUNT RETURN YARDS

Reggie Barlow (1996-99)	132
Dennis Northcutt (2007)	31
Chris Hudson (1996-98)	29

PUNT RETURN YARDS IN A GAME

Reggie Barlow (Jan. 3, 1999 vs. N.E.)	72
Reggie Barlow (Jan. 15, 2000 vs. Mia)	44
Dennis Northcutt (2007)	31

FAIR CATCHES

Chris Hudson (1996-98)	4
------------------------------	---

KICKOFF RETURN YARDS

Reggie Barlow (1996-99)	360
Bucky Brooks (1996)	218
Maurice Jones-Drew (2005, 2007)	157

KICKOFF RETURN YARDS IN A GAME

Reggie Barlow (Dec. 27, 1997 at Den)	118
Reggie Barlow (Jan. 10, 1999 at NYJ)	118
Derrick Wimbush (Jan. 7, 2006 at N.E.)	97
Maurice Jones-Drew (Jan. 5, 2008 at Pit)	96

PUNT RETURN AVERAGE (MIN. 5 RETURNS)

Reggie Barlow (1996-99)	7.8
Chris Hudson (1996-98)	4.1

PUNT RETURN AVG. IN A GAME (MIN. 3 RETURNS)

Dennis Northcutt (Jan. 5, 2008 vs. Pit)	10.3
Reggie Barlow (Jan. 3, 1999 vs. N.E.)	10.3
Reggie Barlow (Jan. 15, 2000 vs. Mia)	8.8

FAIR CATCHES IN A GAME

JAYDON MICKENS (Jan. 7, 2018 vs. Buf.)	2
Chris Hudson (Dec. 28, 1996 at Buf)	2
Chris Hudson (Jan. 4, 1997 at Den)	2
Reggie Barlow (Jan. 23, 2000 vs. Ten)	2

KICKOFF RETURN AVERAGE (MIN. 5 RETURNS)

Reggie Barlow (1996-99)	30.0
Maurice Jones-Drew (2005, 2007)	26.2
Bucky Brooks (1996)	18.2

KICKOFF RETURN AVG. IN A GAME (MIN. 3 RETURNS)

Reggie Barlow (Dec. 27, 1997 at Den)	39.3
Reggie Barlow (Jan. 10, 1999 at NYJ)	39.3

LONGEST KICKOFF RETURNS

Maurice Jones-Drew (Jan. 5, 2008 at Pit)	96
Reggie Barlow (Jan. 10, 1999 at NYJ)	88

DEFENSE

INTERCEPTIONS

Aaron Beasley (1996-99)	3
Rashean Mathis (2005, 2007)	2
<i>Several players tied</i>	1

INTERCEPTIONS IN A GAME

Aaron Beasley (Jan. 15, 2000 vs. Mia)	2
Rashean Mathis (Jan. 5, 2008 at Pit)	2

INTERCEPTION RETURN YARDS

Rashean Mathis (2005, 2007)	64
Aaron Beasley (1996-99)	20
Clyde Simmons (1996-97)	20

INTERCEPTION RETURN YARDS IN A GAME

Rashean Mathis (Jan. 5, 2008 at Pit)	64
Clyde Simmons (Dec. 28, 1996 at Buf)	20
Chris Hudson (Jan. 3, 1999 vs. N.E.)	17

LONGEST INTERCEPTION RETURNS

Rashean Mathis (Jan. 5, 2008 at Pit)	63t
Clyde Simmons (Dec. 28, 1996 at Buf)	20t
Chris Hudson (Jan. 3, 1999 vs. N.E.)	17

INTERCEPTIONS RETURNED FOR A TD

Rashean Mathis (Jan. 5, 2008 at Pit)	1
Clyde Simmons (Dec. 28, 1996 at Buf)	1

SACKS IN A GAME

Clyde Simmons (Dec. 28, 1996 at Buf)	2.0
Gary Walker (Jan. 15, 2000 vs. Mia)	2.0

MOST CONSECUTIVE GAMES WITH A SACK

Tony Brackens (Jan. 3, 1999 - Jan. 23, 2000)	3
<i>Several players tied</i>	2

SACKS

Tony Brackens (1996-99)	4.0
Clyde Simmons (1996-97)	3.5
Joel Smeenge (1997-99)	2.0
Gary Walker (1999)	2.0
Rob Meier (2005, 2007)	2.0
John Henderson (2007)	2.0

TACKLES

Kevin Hardy (1996-99)	96
Eddie Robinson (1996-97)	42
Donovin Darius (1996-99)	35
Bryan Schwartz (1997-98)	34

TAKEAWAYS

Aaron Beasley (1996-99)	5
Tony Brackens (1996-99)	3
Donovin Darius (1998-99)	3

POSTSEASON INDIVIDUAL RECORDS

DEFENSE

FUMBLES

Mark Brunell (1996-99).....	6
Chris Hudson (1996-98).....	2
Kyle Brady (1999, 2005).....	2

FUMBLES IN A GAME

Mark Brunell (Jan. 3, 1999 vs. N.E.).....	2
Mark Brunell (Jan. 23, 2000 vs. Ten).....	2
Kyle Brady (Jan. 23, 2000 vs. Ten).....	2

FORCED FUMBLES

Joel Smeenge (1997-99).....	3
Kevin Hardy (1996-99).....	3
Chris Hudson (1996-98).....	2
Tony Brackens (1996-99).....	2

FORCED FUMBLES IN A GAME

<i>Several players tied</i>	1
-----------------------------------	---

OPPONENT FUMBLE RECOVERIES

Tony Brackens (1996-99).....	3
Dave Thomas (1997-99).....	2
Donovin Darius (1998-99).....	2

OPPONENT FUMBLE RECOVERIES IN A GAME

Donovin Darius (Jan. 15, 2000 vs. Mia).....	2
---	---

BLOCKS

BLOCKED PUNTS

Travis Davis (1996-98).....	1
Corey Chamblin (1999).....	1

BLOCKED PUNTS IN A GAME

Travis Davis (Dec. 27, 1997 at Den).....	1
Corey Chamblin (Jan. 15, 2000 vs. Mia).....	1

BLOCKED PUNT RETURN FOR TD (YARDAGE)

Travis Davis (Dec. 27, 1997 at Den).....	1 (29)
--	--------

POSTSEASON TEAM RECORDS

SCORING

POINTS SCORED

1999.....	76
1996.....	66

MOST POINTS SCORED IN A GAME

Jan. 15, 2000 vs. Miami.....	62
Jan. 14, 2018 at Pittsburgh	45
Jan. 5, 2008 at Pittsburgh.....	31

MOST POINTS SCORED IN ONE HALF

Jan. 15, 2000 vs. Miami (1st).....	41
Jan. 14, 2018 at Pittsburgh (1st)	28
Jan. 15, 2000 vs. Miami (2nd).....	21
Jan. 5, 2008 at Pittsburgh (1st).....	21

MOST POINTS SCORED IN ONE QUARTER

Jan. 15, 2000 vs. Miami (1st).....	24
Jan. 14, 2018 at Pittsburgh (4th)	17
Jan. 15, 2000 vs. Miami (2nd).....	17

FIELD GOALS

1996.....	8
1998.....	5

FIELD GOALS IN A GAME

Jan. 3, 1999 vs. New England.....	4
Dec. 28, 1996 at Buffalo.....	3
Jan. 4, 1997 at Denver.....	3

TOUCHDOWNS

1999.....	10
2017	7

TOUCHDOWNS IN A GAME

Jan. 15, 2000 vs. Miami.....	8
Jan. 14, 2018 at Pittsburgh	6
Jan. 5, 2008 at Pittsburgh.....	4
Dec. 28, 1996 at Buffalo.....	3

EXTRA POINTS

1999.....	10
2017	7
1996.....	6
2007.....	6

TOTAL OFFENSE

TOTAL PLAYS

1996.....	209
1999.....	132
1998.....	126
2017	120

MOST PLAYS IN A GAME

Jan. 3, 1999 vs. New England.....	73
Jan. 12, 1997 at New England.....	72
Dec. 28, 1996 at Buffalo.....	70
Jan. 15, 2000 vs. Miami.....	68

TOTAL NET YARDS

1996.....	1,141
1999.....	880
2017	608
2007.....	589

MOST NET YARDS IN A GAME

Jan. 15, 2000 vs. Miami.....	520
Jan. 4, 1997 at Denver.....	443
Dec. 28, 1996 at Buffalo.....	409
Dec. 14, 2018 at Pittsburgh	378

MOST FIRST DOWNS PENALTY

Jan. 12, 2008 at New England.....	3
Four games.....	2

MOST FIRST DOWNS IN A GAME

Jan. 14, 2018 at Pittsburgh	22
Jan. 15, 2000 vs. Miami.....	20
Jan. 4, 1997 at Denver.....	20

MOST FIRST DOWNS RUSHING

Jan. 15, 2000 vs. Miami.....	10
Jan. 14, 2018 at Pittsburgh	9
Jan. 7, 2018 vs. Buffalo	9
Jan. 4, 1997 at Denver.....	9

MOST FIRST DOWNS PASSING

Jan. 12, 2008 at New England.....	15
Jan. 7, 2006 at New England.....	14
Dec. 28, 1996 at Buffalo.....	13

RUSHING

TOTAL RUSHES

1996.....	104
2017	69
1999.....	69
1998.....	59

TOTAL RUSHING YARDS

1996.....	488
1999.....	401
2017	319
1998.....	255
2007.....	215

MOST RUSHING TOUCHDOWNS

2017	4
1999.....	4
1996.....	2
2007.....	2

POSTSEASON TEAM RECORDS

RUSHING

MOST RUSHES IN A GAME

Jan. 15, 2000 vs. Miami.....	46
Jan. 3, 1999 at New England.....	37
Jan. 4, 1997 at Denver.....	36
Jan. 14, 2018 at Pittsburgh.....	35
Dec. 28, 1996 at Buffalo.....	35

MOST RUSHING YARDS IN A GAME

Jan. 15, 2000 vs. Miami.....	257
Jan. 4, 1997 at Denver.....	203
Dec. 28, 1996 at Buffalo.....	184
Jan. 14, 2018 at Pittsburgh.....	164

HIGHEST AVERAGE GAIN PER RUSH (MIN. 20 ATTEMPTS)

Jan. 23, 2000 vs. Tennessee.....	6.26
Jan. 4, 1997 at Denver.....	5.64
Jan. 15, 2000 vs. Miami.....	5.59
Dec. 28, 1996 at Buffalo.....	5.26

MOST RUSHING TOUCHDOWNS IN A GAME

Jan. 14, 2018 at Pittsburgh.....	4
Jan. 15, 2000 vs. Miami.....	3
Jan. 5, 2008 at Pittsburgh.....	2

PASSING

TOTAL PASS ATTEMPTS

1996.....	100
1998.....	65
1999.....	58
2007.....	54

TOTAL PASS COMPLETIONS

1996.....	56
2017.....	38
1999.....	31
2007.....	31

TOUCHDOWN PASSES

1999.....	5
1998.....	4
1996.....	3
2007.....	3

PASS ATTEMPTS IN A GAME

Jan. 7, 2006 at New England.....	39
Jan. 12, 1997 at New England.....	38
Jan. 23, 2000 vs. Tennessee.....	38
Jan. 3, 1999 vs. New England.....	34

PASS COMPLETIONS IN A GAME

Jan. 12, 2008 at Pittsburgh.....	22
Jan. 7, 2006 at New England.....	21
Jan. 12, 1997 at New England.....	20
Jan. 23, 2000.....	19

TOUCHDOWN PASSES IN A GAME

Jan. 15, 2000 vs. Miami.....	4
Jan. 10, 1999 at New York Jets.....	3

TOTAL PASSING YARDS

1996.....	674
1999.....	503
2007.....	418
1998.....	317

HIGHEST COMPLETION PERCENTAGE (MIN. 15 ATTEMPTS)

Jan. 12, 2008 at Pittsburgh.....	66.7
Jan. 4, 1997 at Denver.....	62.1
Jan. 15, 2000 vs. Miami.....	60.0

TOTAL INTERCEPTIONS THROWN

1996.....	4
1998.....	3
1999.....	3
2007.....	3

PASSING YARDS IN A GAME

Jan. 12, 2008 at New England.....	278
Jan. 15, 2000 vs. Miami.....	277
Jan. 7, 2006 at New England.....	247
Jan. 4, 1997 at Denver.....	245

MOST TIMES SACKED

2005.....	6
Several games.....	5

INTERCEPTIONS THROWN IN A GAME

Jan. 10, 1999 at New York Jets.....	3
Several games.....	2

MOST TIMES SACKED IN A GAME

Jan. 7, 2006 at New England.....	6
Jan. 5, 2008 at Pittsburgh.....	4

PUNTING

TOTAL PUNTS

2017.....	13
1996.....	13
1998.....	9

TOTAL PUNTING YARDS

1996.....	554
2017.....	530
1998.....	380

GROSS PUNTING AVERAGE (MIN. 5 PUNTS)

2007.....	50.0
1996.....	42.6
2017.....	40.8

MOST PUNTS IN A GAME

Jan. 7, 2018 vs. Buffalo.....	9
Jan. 3, 1999 vs. New England.....	6
Several games.....	5

MOST PUNTING YARDS IN A GAME

Jan. 7, 2018 vs. Buffalo.....	399
Jan. 3, 1999 vs. New England.....	269
Dec. 28, 1996 at Buffalo.....	253

GROSS PUNTING AVERAGE IN A GAME (MIN. 3 PUNTS)

Dec. 28, 1996 at Buffalo.....	50.6
Jan. 5, 2008 at Pittsburgh.....	50.0
Jan. 23, 2000 vs. Tennessee.....	45.3

RETURNS

TOTAL PUNT RETURNS

1998.....	9
1999.....	8
1996.....	7

TOTAL KICK RETURNS

1996.....	13
2007.....	11
1998.....	10
1999.....	8

MOST PUNT RETURN YARDS

1998.....	69
1999.....	50
2007.....	31

MOST PUNT RETURNS IN A GAME

Jan. 3, 1999 vs. New England.....	7
Jan. 15, 2000 vs. Miami.....	5
Jan. 12, 1997 at New England.....	4

MOST KICK RETURNS IN A GAME

Jan. 10, 1999 at New York Jets.....	7
Dec. 27, 1997 at Denver.....	7
Jan. 5, 2008 at Pittsburgh.....	6
Jan. 23, 2000 vs. Tennessee.....	6

MOST KICK RETURN YARDS

1996.....	243
1998.....	224
2007.....	203

MOST PUNT RETURN YARDS IN A GAME

Jan. 3, 1999 vs. New England.....	72
Jan. 15, 2000 vs. Miami.....	44
Jan. 5, 2008 at Pittsburgh.....	31

MOST KICK RETURN YARDS IN A GAME

Dec. 27, 1997 at Denver.....	166
Jan. 10, 1999 at New York Jets.....	158
Jan. 5, 2008 at Pittsburgh.....	140
Jan. 7, 2006 at New England.....	108

HIGHEST KICK RETURN AVG. IN A GAME (MIN. 5 RETURNS)

Dec. 27, 1997 at Denver.....	23.7
Jan. 5, 2008 at Pittsburgh.....	23.3
Jan. 10, 1999 at New York Jets.....	22.6
Jan. 3, 1999 vs. New England.....	22.0

HIGHEST PUNT RETURN AVG. IN A GAME (MIN. 3 RETURNS)

Jan. 5, 2008 at Pittsburgh.....	10.3
Jan. 3, 1999 vs. New England.....	10.3
Jan. 15, 2000 vs. Miami.....	8.8

POSTSEASON TEAM DEFENSE RECORDS

FUMBLES

TOTAL JAGUAR FUMBLES

1999.....	6
2017	4
1996.....	3
1998.....	3

MOST JAGUAR FUMBLES IN A GAME

Jan. 23, 2000 vs. Tennessee.....	5
Jan. 7, 2018 vs. Buffalo	3
Jan. 12, 1997 at New England.....	3

TOTAL JAGUAR FUMBLES LOST

1999.....	5
1996.....	2

MOST JAGUAR FUMBLES LOST IN A GAME

Jan. 23, 2000 vs. Tennessee.....	4
Jan. 12, 1997 at New England.....	2
Several games.....	1

MOST OPPONENT FUMBLES IN A GAME

Jan. 15, 2000 vs. Miami.....	6
Jan. 23, 2000 vs. Tennessee.....	5
Dec. 28, 1996 at Buffalo.....	5

MOST OPPONENT FUMBLE RECOVERIES IN A GAME

Jan. 15, 2000 vs. Miami.....	5
Jan. 23, 2000 vs. Tennessee.....	3
Several games.....	2

TURNOVERS

TOTAL TAKEAWAYS

1999.....	11
1998.....	6
1996.....	5

MOST TAKEAWAYS IN A GAME

Jan. 15, 2000 vs. Miami.....	7
Jan. 23, 2000 vs. Tennessee.....	4
Jan. 5, 2008 at Pittsburgh.....	4

TOTAL GIVEAWAYS

1999.....	8
1996.....	6

MOST GIVEAWAYS IN A GAME

Jan. 23, 2000 vs. Tennessee.....	6
Jan. 12, 1997 at New England.....	4
Jan. 10, 1999 at New York Jets.....	4

SCORING DEFENSE

FEWEST POINTS ALLOWED IN A GAME

Jan. 7, 2018 vs. Buffalo	3
Jan. 15, 2000 vs. Miami.....	7
Jan. 3, 1999 vs. New England.....	10
Jan. 12, 1997 at New England.....	20
Dec. 28, 1996 at Buffalo.....	27
Jan. 4, 1997 at Denver.....	27

TOTAL DEFENSE

FEWEST TOTAL PLAYS ALLOWED

2005.....	59
1997.....	76
1999.....	123
2007.....	132

FEWEST TOTAL PLAYS ALLOWED IN A GAME

Jan. 12, 2008 at New England.....	58
Jan. 23, 2000 vs. Tennessee.....	58
Jan. 12, 1997 at New England.....	59
Jan. 7, 2006 at New England.....	59

FEWEST RUSHING YARDS ALLOWED

2005.....	118
1998.....	186
2007.....	188
1999.....	200

FEWEST PASS ATTEMPTS ALLOWED

1997.....	24
2005.....	27
1999.....	64
2007.....	70

FEWEST PASS ATTEMPTS ALLOWED IN A GAME

Jan. 23, 2000 vs. Tennessee.....	23
Dec. 27, 1997 at Denver.....	24
Jan. 7, 2006 at New England.....	27
Jan. 22, 2008 at New England.....	28

FEWEST PASSING YARDS ALLOWED

2005.....	59
1997.....	76
1999.....	123
2007.....	132

FEWEST PASSING YARDS ALLOWED IN A GAME

Jan. 23, 2000 vs. Tennessee.....	112
Jan. 15, 2000 vs. Miami.....	141
Jan. 7, 2018 vs. Buffalo.....	148
Jan. 12, 1997 at New England.....	178

MOST SACKS

2007.....	7
1996.....	6
1999.....	6
Multiple games.....	4

FEWEST TOTAL YARDS ALLOWED

2005.....	307
1999.....	422
1997.....	511
1998.....	635

FEWEST TOTAL YARDS ALLOWED IN A GAME

Jan. 15, 2000 vs. Miami.....	133
Jan. 3, 1999 vs. New England.....	206
Jan. 12, 1997 at New England.....	234
Jan. 7, 2018 vs. Buffalo	263

FEWEST RUSHING YARDS ALLOWED IN A GAME

Jan. 15, 2000 vs. Miami.....	23
Jan. 3, 1999 vs. New England.....	35
Jan. 5, 2008 at New England.....	43
Jan. 12, 1997 at New England.....	73

FEWEST COMPLETIONS ALLOWED

2005.....	15
1997.....	16
1999.....	30
1998.....	45

FEWEST COMPLETIONS ALLOWED IN A GAME

Jan. 23, 2000 vs. Tennessee.....	14
Jan. 7, 2006 at New England.....	15
Dec. 27, 1997 vs. Denver.....	16
Jan. 15, 2000 vs. Miami.....	16

FEWEST PASSING YARDS ALLOWED

2005.....	307
1999.....	422
1997.....	511
1998.....	635

FEWEST PASSING YARDS ALLOWED IN A GAME

Jan. 23, 2000 vs. Tennessee.....	112
Jan. 7, 2018 vs. Buffalo	134
Jan. 15, 2000 vs. Miami.....	141
Jan. 12, 1997 at New England.....	178

MOST SACKS IN A GAME

Jan. 5, 2008 at Pittsburgh.....	6
Jan. 15, 2000 vs. Miami.....	5
Jan. 7, 2006 at New England.....	4
Multiple games.....	3

LOWEST AVERAGE YIELD PER PLAY IN A GAME

Jan. 15, 2000 vs. Miami.....	2.05
Jan. 3, 1999 vs. New England.....	3.17
Jan. 12, 1997 at New England.....	3.97

FEWEST RUSHES ALLOWED

2005.....	28
1997.....	49
1999.....	53
2007.....	55

FEWEST RUSHES ALLOWED IN A GAME

Jan. 15, 2000 vs. Miami.....	19
Jan. 3, 1999 vs. New England.....	19
Jan. 4, 1997 at Denver.....	21
Jan. 12, 1997 at New England.....	24

LOWEST AVERAGE YIELD PER RUSH IN A GAME

Jan. 15, 2000 vs. Miami.....	2.05
Jan. 3, 1999 vs. New England.....	3.17
Jan. 12, 1997 at New England.....	3.97

LOWEST COMPLETION PCT. IN A GAME (MIN. 20 ATTEMPTS)

Jan. 15, 2000 vs. Miami.....	39.0
Jan. 3, 1999 vs. New England.....	47.7
Jan. 7, 2006 at New England.....	55.6

MOST PASSES INTERCEPTED

1999.....	3
2007.....	3
2017	3
1996.....	2
1998.....	2

MOST PASSES INTERCEPTED IN A GAME

Jan. 5, 2008 at Pittsburgh.....	3
Jan. 7, 2018 vs. Buffalo	2
Jan. 15, 2000 vs. Miami.....	2

MOST YARDS ON INTERCEPTION RETURNS IN A GAME

Jan. 7, 2006 at New England.....	73
Jan. 10, 1999 at New York Jets.....	40
Dec. 28, 1996 at Buffalo.....	38

MOST YARDS ON SACKS IN A GAME

Jan. 5, 2008 at Pittsburgh.....	40
Jan. 15, 2000 vs. Miami.....	31
Dec. 28, 1996 at Buffalo.....	30

POSTSEASON TEAM DEFENSE RECORDS



FIRST DOWNS

FEWEST OPPONENT FIRST DOWNS	
2005.....	16
1999.....	21
1997.....	26
FEWEST OPPONENT FIRST DOWNS IN A GAME	
Jan. 15, 2000 vs. Miami.....	6
Jan. 12, 1997 at New England.....	13
Jan. 3, 1999 vs. New England.....	14
FEWEST OPP. PENALTY FIRST DOWNS IN A GAME	
JAN. 7, 2006 at New England.....	0
Dec. 28, 1996 at Buffalo.....	0
Jan. 12, 1997 at New England.....	0

FEWEST OPP. RUSHING FIRST DOWNS IN A GAME

Jan. 15, 2000 vs. Miami.....	0
Jan. 3, 1999 vs. New England.....	3
Jan. 5, 2008 at Pittsburgh.....	5
Dec. 28, 1996.....	5

FEWEST OPP. PASSING FIRST DOWNS IN A GAME

Jan. 15, 2000 vs. Miami.....	6
Jan. 23, 2000 vs. Tennessee.....	7
Jan. 12, 1997 at New England.....	7



PENALTIES

MOST OPPONENT PENALTIES IN A GAME	
Jan. 15, 2000 vs. Miami.....	9
Dec. 27, 1997 at Denver.....	9
Jan. 7, 2006 at New England.....	8
Jan. 5, 2008 at Pittsburgh.....	6



PUNTING

MOST OPPONENT PUNTS IN A GAME	
Jan. 15, 2000 vs. Miami.....	8
Jan. 3, 1999 vs. New England.....	8
Jan. 12, 1997 at New England.....	6
Multiple games.....	5
LOWEST OPPONENT PUNTING AVERAGE (MIN. 4 PUNTS)	
Jan. 7, 2006 at New England.....	39.2
Jan. 12, 1997 at New England.....	39.7
Jan. 23, 2000 vs. Tennessee.....	40.2
Jan. 4, 1997.....	42.6

MOST OPPONENT PENALTY YARDS IN A GAME	
Jan. 15, 2000 vs. Miami.....	87
Dec. 27, 1997 at Denver.....	54
Jan. 12, 2008 at New England.....	42
Dec. 28, 1996 at Buffalo.....	42

TEAM RECORDS

SCORING

MOST POINTS SCORED IN A GAME

vs. Indianapolis (W, 51-16, 12/13/15)	51
vs. Oakland (W, 49-11, 12/23/07)	49
vs. Cleveland (W, 48-0, 12/3/00)	48
vs. Houston (W, 45-7, 12/17/17)	45
at Baltimore (W, 45-19, 11/1/98)	45
vs. Baltimore (W, 44-7, 9/24/17)	44
vs. Arizona (W, 44-10, 12/10/00)	44
vs. Indianapolis (W, 44-17, 12/10/06)	44

MOST POINTS SCORED - FIRST QUARTER

vs. Philadelphia (W, 38-21, 10/12/97)	21
vs. Tennessee (W, 40-13, 1/1/06)	17
at Tennessee (W, 30-24, 11/2/97)	17
at Baltimore (L, 36-39, 9/10/00)	17
at New Orleans (L, 24-41, 11/4/07)	17

MOST POINTS SCORED - SECOND QUARTER

at Baltimore (W, 45-19, 11/1/98)	28
vs. Tampa Bay (W, 41-14, 12/11/11)	28
vs. Buffalo (W, 34-31, 10/25/15)	27
vs. Houston (W, 45-7, 12/17/17)	24

MOST POINTS SCORED - FIRST HALF

at Baltimore (W, 45-19, 11/1/98)	42
vs. Houston (W, 45-7, 12/17/17)	31
vs. Tampa Bay (W, 41-14, 12/11/11)	28
vs. N.Y. Jets (W, 41-0, 10/8/06)	28
vs. Oakland (W, 49-11, 12/23/07)	28

MOST POINTS SCORED - THIRD QUARTER

vs. Seattle (W, 30-24, 12/10/17)	21
vs. Cleveland (W, 48-0, 12/3/00)	21
vs. Tennessee (W, 37-7, 11/5/06)	17
at Pittsburgh (W, 34-24, 11/19/00)	17

MOST POINTS SCORED - FOURTH QUARTER

vs. N.Y. Giants (W, 40-13, 9/7/97)	17
vs. Buffalo (W, 36-14, 11/25/07)	17
Five times, last: at Ari. (L, 21-24, 11/26/17)	14

MOST POINTS SCORED - SECOND HALF

vs. Cleveland (W, 48-0, 12/3/00)	28
vs. Seattle (W, 30-24, 12/10/17)	27
vs. New Orleans (W, 41-23, 11/21/99)	24
at Pittsburgh (W, 30-9, 10/8/17)	23
at Arizona (L, 24-27, 11/26/17)	21
vs. Oakland (W, 49-11, 12/23/07)	21
at Dallas (W, 35-17, 10/31/10)	21

FEWEST POINTS ALLOWED

vs. Cincinnati (W, 13-0, 9/17/00)	0
vs. Cleveland (W, 48-0, 12/3/00)	0
vs. Houston (W, 27-0, 12/7/03)	0
vs. Pittsburgh (W, 9-0, 9/18/06)	0
vs. New York Jets (W, 41-0, 10/8/06)	0
at Indianapolis (W, 27-0, 10/22/17)	0

LARGEST MARGIN OF VICTORY

vs. Cleveland (W, 48-0, 12/3/00)	48
vs. N.Y. Jets (W, 41-0, 10/8/06)	41
vs. Houston (W, 45-7, 12/17/17)	38
vs. San Francisco (W, 41-3, 9/12/99)	38
vs. Oakland (W, 49-11, 12/23/07)	38
vs. Baltimore (W, 44-7, 9/24/17)	37

MOST TOUCHDOWNS

vs. Oakland (W, 49-11, 12/23/07)	7
vs. Indianapolis (W, 51-16, 12/13/15)	7
vs. Houston (W, 45-7, 12/17/17)	6
at Baltimore (W, 45-19, 11/1/98)	6
vs. Cleveland (W, 48-0, 12/3/00)	6
vs. Tampa Bay (W, 41-14, 12/11/11)	6
at Tennessee (L, 39-42, 12/6/15)	6

BIGGEST COMEBACK VICTORY BY POINTS TRAILED

vs. New York Giants (25-24, 11/30/14)	21
at Baltimore (28-25, 11/24/96)	15
vs. Baltimore (30-27, 11/10/96)	14
vs. Tampa Bay (41-14, 12/11/11)	14
vs. Denver (27-24, 12/13/99)	14
vs. Indianapolis (28-23, 11/9/03)	13
at Chicago (17-16, 10/16/16)	13
at Tennessee (27-22, 9/27/09)	12

OFFENSE & DEFENSE

MOST NET YARDS

at St. Louis (L, 14-17, 10/20/96)	538
vs. Baltimore (W, 24-10, 9/20/98)	519
at Indianapolis (W, 27-0, 10/22/17)	518
vs. New Orleans (W, 41-23, 11/21/99)	494
vs. St. Louis (W, 23-20 OT, 10/18/09)	492

FEWEST NET YARDS ALLOWED

vs. Cleveland (W, 48-0, 12/3/00)	53
at Tennessee (L, 17-24, 12/17/06)	98
vs. Houston (W, 27-0, 12/7/03)	124
vs. Baltimore (W, 12-7, 10/24/11)	146
vs. Cincinnati (W, 23-7, 11/5/17)	148

LARGEST TIME OF POSSESSION

at Tennessee (L, 17-24, 12/17/06)	44:22
vs. St. Louis (W, 23-20 OT, 10/18/09)	42:12
vs. Detroit (W, 23-17 OT, 11/14/04)	41:44
at Indianapolis (W, 23-21, 9/21/09)	41:35
at St. Louis (L, 14-17, 10/20/96)	41:34

MOST INTERCEPTIONS

at Pittsburgh (W, 30-9, 10/8/17)	5
at Dallas (W, 35-17, 10/31/10)	4
19 times (last: W, 30-24, 12/10/17, vs. Seattle)	3

MOST INTERCEPTION YARDS

at Tennessee (W, 37-7, 11/5/06)	110
at Pittsburgh (W, 30-9, 10/8/17)	103
vs. San Francisco (W, 41-3, 9/12/99)	93
at Indianapolis (W, 23-21, 9/21/08)	88
vs. Pittsburgh (L, 21-26, 10/5/08)	72
at Cincinnati (W, 41-10, 10/31/99)	69

MOST FIRST DOWNS

vs. St. Louis (L, 14-17, 10/20/96)	36
vs. St. Louis (W, 23-20 OT, 10/18/09)	33
at San Francisco (L, 33-44, 12/24/17)	32
vs. New Orleans (W, 41-23, 11/21/99)	30
vs. Cincinnati (W, 24-7, 1/2/00)	30
at Houston (W, 38-20, 12/24/05)	30

FEWEST FIRST DOWNS ALLOWED

vs. Cleveland (W, 48-0, 12/3/00)	2
at Tennessee (L, 17-24, 12/17/06)	5
vs. Houston (W, 27-0, 12/7/03)	7
vs. Cincinnati (W, 23-7, 11/5/17)	8
at St. Louis (L, 14-17, 10/20/96)	8
vs. Baltimore (W, 30-3, 11/13/05)	8

MOST PENALTIES

vs. Denver (L, 7-20, 10/2/05)	15
vs. Minnesota (L, 16-25, 12/11/16)	14
at San Diego (L, 14-38, 9/18/16)	14
vs. Oakland (L, 16-33, 10/23/16)	13
at Indianapolis (L, 13-16 OT, 10/4/15)	13
vs. Green Bay (L, 21-28, 12/3/01)	13

MOST PENALTY YARDS

at Indianapolis (L, 13-16 OT, 10/4/15)	145
vs. Denver (L, 7-20, 10/2/05)	119
vs. Indianapolis (L, 10-27, 11/8/12)	115
vs. Minnesota (L, 16-25, 12/11/16)	114
at New England (L, 17-51, 9/27/15)	114

FEWEST PENALTIES

vs. Pittsburgh (L, 23-25, 12/1/02)	0
vs. Cleveland (W, 27-7, 9/3/00)	1
vs. Indianapolis (W, 19-13, 1/1/12)	1
at New England (L, 7-35, 12/27/09)	1
at Pittsburgh (W, 29-22, 12/16/07)	1
vs. Buffalo (W, 36-14, 11/25/07)	1

MOST DEFENSIVE TAKEAWAYS

vs. Tampa Bay (W, 41-14, 12/11/11)	7
at Pittsburgh (W, 30-9, 10/8/17)	5
vs. Kansas City (W, 24-10, 11/9/97)	5
at Baltimore (W, 45-19, 11/1/98)	5
vs. San Francisco (W, 41-3, 9/12/99)	5
at Pittsburgh (W, 34-24, 11/19/00)	5
at Green Bay (W, 28-25, 12/19/04)	5
vs. Seattle (W, 26-14, 9/11/05)	5

MOST FORCED FUMBLES

vs. Tampa Bay (W, 41-14, 12/11/11)	6
at Cleveland (W, 19-7, 11/19/17)	5
at Indianapolis (L, 3-23, 11/23/14)	5
vs. Baltimore (L, 21-24, 11/25/01)	4
vs. Miami (L, 10-14, 12/13/09)	4
vs. Houston (W, 38-20, 12/24/05)	4

MOST FUMBLE RECOVERIES

vs. Tampa Bay (W, 41-14, 12/11/11)	4
at Baltimore (W, 45-19, 11/1/98)	4
11 times (last: W, 19-7, 11/19/17 at Cleveland)	3

MOST FUMBLE RETURN YARDS

at Cincinnati (W, 34-17, 11/29/98)	90
at Baltimore (W, 45-19, 11/1/98)	83
at N.Y. Jets (L, 20-23 OT, 10/1/17)	81
vs. Houston (W, 37-17, 10/14/07)	77
vs. Green Bay (L, 21-28, 12/3/01)	60
at Houston (W, 29-7, 9/10/17)	53

MOST DEFENSIVE SACKS

at Houston (W, 29-7, 9/10/17)	10
at Indianapolis (W, 27-0, 10/22/17)	10
at Atlanta (W, 30-7, 11/7/99)	9
vs. Atlanta (W, 13-7, 9/16/07)	7
at Detroit (W, 38-14, 11/9/08)	7
Nine times (last: W vs. IND, 30-27, 10/2/16)	6

CAREER RECORDS

SERVICE

SEASONS

Brad Meester (2000-13)	14
MARCEDES LEWIS (2006-17)	12
Josh Scobee (2004-14)	11
Fred Taylor (1998-2008)	11
Jimmy Smith (1995-2005)	11
Rashean Mathis (2003-12)	10
Rob Meier (2000-08)	10
Greg Jones (2004-12)	9
Daryl Smith (2004-12)	9
David Garrard (2002-10)	9
Maurice Williams (2001-09)	9
Paul Spicer (2000-08)	9
Donovin Darius (1998-2006)	9
Mark Brunell (1995-2003)	9
Maurice Jones-Drew (2006-13)	8
Vince Manuwai (2003-10)	8
John Henderson (2002-09)	8
Joe Zelenka (2001-08)	8
Kyle Brady (1999-2006)	8
Tony Brackens (1996-2003)	8
Tony Boselli (1995-2001)	8
Mike Hollis (1995-2001)	8

GAMES PLAYED

Brad Meester (2000-13)	209
Jimmy Smith (1995-2005)	171
MARCEDES LEWIS (2006-17)	170
Josh Scobee (2004-14)	168
Fred Taylor (1998-2008)	140
Rob Meier (2000-08)	138
Rashean Mathis (2003-12)	137
Joe Zelenka (2001-08)	128
Daryl Smith (2004-12)	126
John Henderson (2002-09)	124

CONSECUTIVE GAMES PLAYED

Joe Zelenka (2001-08)	128
Josh Scobee (2007-14)	119
Tyson Alualu (2010-15)	96
Bryan Barker (1995-2000)	96
Brad Meester (2000-05)	92
Brad Meester (2008-13)	89
Jimmy Smith (1995-2000)	88
Marcus Stroud (2001-06)	86
John Henderson (2002-06)	82
Mike Hollis (1995-2000)	82

GAMES STARTED

Brad Meester (2000-13)	209
MARCEDES LEWIS (2006-17)	156
Jimmy Smith (1995-2005)	150
Fred Taylor (1998-2008)	136
Rashean Mathis (2003-12)	129
Daryl Smith (2004-12)	124
John Henderson (2002-09)	120
Mark Brunell (1995-2003)	117
Donovin Darius (1998-2006)	115
Kyle Brady (1999-2006)	110

CONSECUTIVE GAMES STARTED

Brad Meester (Sept. 3, 2000-Dec. 4, 2005)	92
Brad Meester (Oct. 26, 2008-Dec. 22, 2013)	89
Rashean Mathis (Sept. 7, 2003-Nov. 25, 2007)	74
Vince Manuwai (Nov. 30, 2003-Dec. 23, 2007)	68
Marcus Stroud (Sept. 8, 2002-Oct. 1, 2006)	68
Tyson Alualu (Sept. 12, 2011-Dec. 29, 2013)	64
Maurice Williams (Sept. 7, 2003-Dec. 31, 2006)	64
Chris Naeole (Sept. 8, 2002-Dec. 24, 2005)	63
Uche Nwaneri (Oct. 4, 2009-Dec. 23, 2012)	60
Kevin Hardy (Dec. 21, 1997-Nov. 18, 2001)	58

SCORING

POINTS

Josh Scobee (2004-14)	1,022
Mike Hollis (1995-2001)	764
Maurice Jones-Drew (2006-13)	486
Fred Taylor (1998-2008)	424
Jimmy Smith (1995-2005)	418
Jason Myers (2015-17)	268
James Stewart (1995-99)	228
MARCEDES LEWIS (2006-17)	200
Keenan McCardell (1996-2001)	190
Stacey Mack (1999-2002)	120

CONSECUTIVE GAMES SCORING

Mike Hollis (Dec. 24, 1995-Sept. 10, 2000)	67
Josh Scobee (Jan. 2, 2005-Oct. 4, 2009)	61
Josh Scobee (Oct. 18, 2009-Oct. 28, 2012)	50
Jason Myers (Sept. 13, 2015-Oct. 15, 2017)	38
Josh Scobee (Sept. 15, 2013-Dec. 28, 2014)	31
Mike Hollis (Oct. 16, 2000-Dec. 30, 2001)	25
Seth Marler (Sept. 7, 2003-Dec. 28, 2003)	16
Josh Scobee (Sept. 12-Dec. 19, 2004)	14
Mike Hollis (Sept. 3-Dec. 10, 1995)	14
JOSH LAMBO (Oct. 22 - Dec. 31, 2017)	10
Several players tied	8

TOUCHDOWNS

Maurice Jones-Drew (2006-13)	81
Fred Taylor (1998-2008)	70
Jimmy Smith (1995-2005)	69
James Stewart (1995-99)	38
MARCEDES LEWIS (2006-17)	33
Keenan McCardell (1996-2001)	30
ALLEN ROBINSON (2014-17)	22
ALLEN HURNS (2014-17)	21
Stacey Mack (1999-2002)	20
Reggie Williams (2004-08)	18
David Garrard (2002-10)	17

CONSECUTIVE GAMES SCORING TD

Fred Taylor (Sept. 20-Nov. 22, 1998)	8
Maurice Jones-Drew (Nov. 12-Dec. 31, 2006)	8
ALLEN HURNS (Sept. 27-Nov. 15, 2015)	7
Fred Taylor (Nov. 12-Dec. 23, 2000)	7
LEONARD FOURNETTE (Sept. 10-Oct. 15, 2017)	6
ALLEN ROBINSON (Nov. 29-Dec. 27, 2015)	5
Maurice Jones-Drew (Oct. 18-Nov. 22, 2009)	5
Maurice Jones-Drew (Nov. 4-Dec. 2, 2007)	5
MARCEDES LEWIS (Dec. 1-22, 2013)	4
Several players tied	4

FIELD GOALS MADE

Josh Scobee (2004-14)	235
Mike Hollis (1995-2001)	175
Jason Myers (2015-17)	64
Seth Marler (2003)	20
JOSH LAMBO (2017)	19
John Carney (2007)	9
Tim Seder (2002)	8
Danny Boyd (2002)	5
Hayden Epstein (2002)	5
Steve Lindsey (1999-2000)	5
Richie Cunningham (2002)	1

CONSECUTIVE FIELD GOALS MADE

Josh Scobee (Nov. 27, 2011-Nov. 4, 2012)	20
Mike Hollis (Nov. 1, 1998-Sept. 19, 1999)	20
Jason Myers (Nov. 15, 2015-Sept. 11, 2016)	16
Mike Hollis (Oct. 12-Nov. 30, 1997)	16
Josh Scobee (Sept. 11-Nov. 13, 2011)	15
Josh Scobee (Oct. 1-Nov. 26, 2006)	15
Josh Scobee (Dec. 23, 2012-Nov. 10, 2013)	14
Josh Scobee (Sept. 12-Nov. 14, 2010)	14
Mike Hollis (Sept. 3-Oct. 29, 2000)	13

CONSECUTIVE GAMES SCORING FG

Josh Scobee (Nov. 14, 2010-Oct. 24, 2011)	15
Josh Scobee (Oct. 29, 2006-Dec. 16, 2007)	13
JOSH LAMBO (Oct. 22 - Dec. 31, 2017)	10
Mike Hollis (Sept. 12-Nov. 21, 1999)	10
Josh Scobee (Nov. 24, 2013-Sept. 21, 2014)	9
Josh Scobee (Sept. 15-Nov. 10, 2013)	8
Josh Scobee (Jan. 3-Oct. 24, 2010)	8
Josh Scobee (Nov. 13, 2005-Jan. 1, 2006)	8
Seth Marler (Sept. 7-Nov. 2, 2003)	8
Mike Hollis (Dec. 24, 1995-Oct. 13, 1996)	8

FIELD GOAL PERCENTAGE (MIN. 25 FGA)

Jason Myers (2015-17)	81.0
Josh Scobee (2004-14)	80.8
Mike Hollis (1995-2001)	80.6
Seth Marler (2003)	60.6

EXTRA POINTS MADE

Josh Scobee (2004-14)	317
Mike Hollis (1995-2001)	239
Jason Myers (2015-17)	76
Seth Marler (2003)	30
JOSH LAMBO (2017)	22
John Carney (2007)	20
Hayden Epstein (2002)	13
Tim Seder (2002)	11
Danny Boyd (2002)	7
Steve Lindsey (1999-2000)	5
Richie Cunningham (2002)	2

LONGEST FIELD GOALS

Josh Scobee (Oct. 3, 2010 vs. Ind.)	59
Jason Myers (Sept. 20, 2015 vs. Mia.)	58
Josh Lambo (Nov. 5, 2017 vs. Cin.)	56
Jason Myers (Dec. 24, 2016 vs. Ten.)	56
Josh Scobee (Dec. 15, 2013 vs. Buf.)	55
Josh Scobee (Sept. 18, 2011 at NYJ)	55
Jason Myers (Nov. 13, 2016 vs. Hou.)	54
Josh Scobee (Oct. 24, 2011 vs. Bal.)	54

CONSECUTIVE EXTRA POINTS MADE

Mike Hollis (Oct. 22, 1995-Dec. 9, 2001)	220
Josh Scobee (Nov. 8, 2009-Jan. 1, 2012)	82
Josh Scobee (Sept. 12, 2004-Jan. 1, 2006)	59
Josh Scobee (Dec. 16, 2007-Nov. 1, 2009)	58
Josh Scobee (Sept. 10, 2006-Dec. 16, 2007)	55
Josh Scobee (Sept. 16, 2012-Dec. 22, 2013)	39
Seth Marler (Sept. 7-Dec. 28, 2003)	30

EXTRA-POINT PERCENTAGE (MIN. 25 XPA)

Seth Marler (2003)	100.0
Mike Hollis (1995-2001)	98.8
Josh Scobee (2004-14)	98.4
Jason Myers (2015-17)	86.4

CAREER RECORDS

PASSING

PASSING YARDS

Mark Brunell (1995-2003)	25,698
David Garrard (2002-10).....	16,003
BLAKE BORTLES (2014-17)	14,928
Byron Leftwich (2003-06)	9,042
CHAD HENNE (2012-17)	5,817
Blaine Gabbert (2011-13).....	4,357
Quinn Gray (2005-07).....	1,252
Steve Beuerlein (1995).....	952
Jonathan Quinn (1998-2001).....	748
Jamie Martin (1998-2000).....	662

CONSECUTIVE PASS COMPLETIONS

David Garrard (Nov. 14-21, 2010)	17
Byron Leftwich (Oct. 17-24, 2004)	15
Mark Brunell (Sept. 7, 2003 at Car.).....	13
Mark Brunell (Oct. 6, 1996 at N.O.).....	13



LONGEST PASS COMPLETIONS

BLAKE BORTLES (Dec. 27, 2015 at N.O.)	90t
Byron Leftwich (Sept. 28, 2003 at Hou.)	84t
CHAD HENNE (Nov. 18, 2012 at Hou.)	81t
BLAKE BORTLES (Dec. 13, 2015 vs. Ind.)	80t
Blaine Gabbert (Sept. 23, 2012 at Ind.)	80t
Quinn Gray (Nov. 4, 2007 at N.O.)	80t
Mark Brunell (Sept. 15, 2002 at K.C.).....	79t
Mark Brunell (Nov. 1, 1998 at Bal.).....	78t
BLAKE BORTLES (Dec. 10, 2017 vs. Seattle)	75t
David Garrard (Nov. 21, 2010 vs. Cle.)	75
Mark Brunell (Nov. 9, 1997 vs. K.C.).....	75

AVG. GAIN PER ATTEMPT (MIN. 200 ATTEMPTS)

Mark Brunell (1995-2003)	7.11
David Garrard (2002-10).....	7.02
Quinn Gray (2005-07).....	6.96
Byron Leftwich (2003-06)	6.73
BLAKE BORTLES (2014-17)	6.70
Steve Beuerlein (1995).....	6.70
CHAD HENNE (2012-17)	6.54
Jonathan Quinn (1998-2001).....	5.98
Blaine Gabbert (2011-13).....	5.61

PASS ATTEMPTS

Mark Brunell (1995-2003)	3,616
David Garrard (2002-10).....	2,281
BLAKE BORTLES (2014-17)	2,229
Byron Leftwich (2003-06)	1,344
CHAD HENNE (2012-17)	891
Blaine Gabbert (2011-13).....	777
Quinn Gray (2005-07).....	180
Steve Beuerlein (1995).....	142
Jonathan Quinn (1998-2001).....	125
Jay Fiedler (1999).....	94

TOUCHDOWN PASSES

Mark Brunell (1995-2003)	144
BLAKE BORTLES (2014-17)	90
David Garrard (2002-10).....	89
Byron Leftwich (2003-06)	51
CHAD HENNE (2012-17)	27
Blaine Gabbert (2011-13).....	22
Quinn Gray (2005-07).....	12
Jamie Martin (1998-2000).....	4
Steve Beuerlein (1995).....	4
Jonathan Quinn (1998-2001).....	3

INTERCEPTIONS THROWN

Mark Brunell (1995-2003)	86
BLAKE BORTLES (2014-17)	64
David Garrard (2002-10).....	54
Byron Leftwich (2003-06)	36
CHAD HENNE (2012-17)	26
Blaine Gabbert (2011-13).....	24
Steve Beuerlein (1995).....	7
Quinn Gray (2005-07).....	5
Luke McCown (2009-11).....	4
Jonathan Quinn (1998-2001).....	4

INTERCEPTION % (MIN. 125 ATTEMPTS)

David Garrard (2002-10).....	2.37
Mark Brunell (1995-2003)	2.38
Byron Leftwich (2003-06)	2.68
Quinn Gray (2005-07).....	2.78
BLAKE BORTLES (2014-17)	2.90
CHAD HENNE (2012-17)	2.92
Blaine Gabbert (2011-13).....	3.09

LONGEST PASSING TOUCHDOWNS

BLAKE BORTLES (Dec. 27, 2015 at N.O.)	90
Byron Leftwich (Sept. 28, 2003 at Hou.)	84
CHAD HENNE (Nov. 18, 2012 at Hou.)	81
BLAKE BORTLES (Dec. 13, 2015 vs. Ind.)	80
Blaine Gabbert (Sept. 23, 2012 at Ind.)	80
Quinn Gray (Nov. 4, 2007 at N.O.)	80
Mark Brunell (Sept. 15, 2002 at K.C.).....	79
Mark Brunell (Nov. 1, 1998 at Bal.).....	78
BLAKE BORTLES (Dec. 10, 2017 vs. Seattle)	75

300-YARD PASSING GAMES

Mark Brunell (1995-2003)	22
BLAKE BORTLES (2014-17)	16
David Garrard (2002-10).....	6
CHAD HENNE (2012-17)	5
Byron Leftwich (2003-06)	4
Quinn Gray (2003-07).....	2

400-YARD PASSING GAMES

Mark Brunell (1995-2003)	2
--------------------------------	---

PASS COMPLETIONS

Mark Brunell (1995-2003)	2,184
David Garrard (2002-10).....	1,406
BLAKE BORTLES (2014-17)	1,318
Byron Leftwich (2003-06)	789
CHAD HENNE (2012-17)	513
Blaine Gabbert (2011-13).....	414
Quinn Gray (2005-07).....	101
Steve Beuerlein (1995).....	71
Jonathan Quinn (1998-2001).....	66
Jay Fiedler (1999).....	61

CONSECUTIVE GAMES WITH TD PASS

Blake Bortles (Sept. 13-Dec. 27, 2015).....	15
Mark Brunell (Oct. 7, 2001-Sept. 15, 2002).....	14
Byron Leftwich (Nov. 30, 2003-Oct. 24, 2004).....	12
BLAKE BORTLES (Sept. 11-Nov. 27, 2016)	11
Mark Brunell (Oct. 22-Dec. 23, 2000)	9
David Garrard (Dec. 17, 2006-Oct. 14, 2007)	8
Byron Leftwich (Sept. 25-Nov. 20, 2005)	8
Mark Brunell (Oct. 19-Dec. 7, 1997).....	8
Mark Brunell (Sept. 17-Nov. 12, 1995).....	8
<i>Two players tied</i>	7

CONSECUTIVE GAMES WITH NO INTS

David Garrard (Sept. 9-Nov. 25, 2007)	8
David Garrard (Dec. 11, 2005-Nov. 5, 2006)	6
Mark Brunell (Oct. 11-Nov. 14, 1999)	5
Mark Brunell (Dec. 1, 1996-Sept. 22, 1997)	5
<i>Several players tied</i>	4

CONSECUTIVE PASSES WITH NO INTS

David Garrard (Sept. 9-Nov. 25, 2007)	209
David Garrard (Dec. 4, 2005-Nov. 12, 2006)	175
Mark Brunell (Nov. 24, 1996-Sept. 28, 1997).....	172
David Garrard (Nov. 22-Dec. 17, 2009)	155
Mark Brunell (Oct. 3-Nov. 21, 1999).....	148

PASSER RATING (MIN. 200 ATTEMPTS)

David Garrard (2002-10).....	85.8
Mark Brunell (1995-2003)	85.4
BLAKE BORTLES (2014-17)	80.8
Byron Leftwich (2003-06)	80.5
CHAD HENNE (2012-17)	75.4
Blaine Gabbert (2011-13).....	66.4

COMPLETION % (MIN. 125 ATTEMPTS)

David Garrard (2002-10).....	61.64
Mark Brunell (1995-2003)	60.40
BLAKE BORTLES (2014-17)	59.10
Byron Leftwich (2003-06)	58.71
CHAD HENNE (2012-17)	57.71
Quinn Gray (2005-07).....	56.11
Blaine Gabbert (2011-13).....	53.28
Jonathan Quinn (1998-2001).....	52.80
Steve Beuerlein (1995)	50.00



CAREER RECORDS

RUSHING

RUSHING YARDS

Fred Taylor (1998-2008).....	11,271
Maurice Jones-Drew (2006-13).....	8,071
James Stewart (1995-99).....	2,951
Mark Brunell (1995-2003).....	2,219
David Garrard (2002-10).....	1,746
Stacey Mack (1999-2002).....	1,498
T.J. YELDON (2015-17).....	1,458
Natrone Means (1996-97).....	1,330
Denard Robinson (2013-16).....	1,058
LEONARD FOURNETTE (2017).....	1,040

CONSECUTIVE GAMES WITH RUSHING TD

Maurice Jones-Drew (Nov. 12-Dec. 31, 2006).....	8
Maurice Jones-Drew (Oct. 18-Nov. 22, 2009).....	5
Maurice Jones-Drew (Nov. 11-Dec. 2, 2007).....	4
Fred Taylor (Dec. 3-23, 2000).....	4
Fred Taylor (Dec. 13, 1999-Jan. 2, 2000).....	4
James Stewart (Nov. 21-Dec. 13, 1999).....	4
Fred Taylor (Nov. 1-22, 1998).....	4
Natrone Means (Nov. 9-30, 1997).....	4

RUSHING ATTEMPTS

Fred Taylor (1998-2008).....	2,428
Maurice Jones-Drew (2006-13).....	1,804
James Stewart (1995-99).....	765
Mark Brunell (1995-2003).....	429
Natrone Means (1996-97).....	396
David Garrard (2002-10).....	380
Stacey Mack (1999-2002).....	372
T.J. YELDON (2015-17).....	361
Greg Jones (2004-12).....	270
LEONARD FOURNETTE (2017).....	268

RUSHING AVERAGE (MIN. 100 ATTEMPTS)

BLAKE BORTLES (2014-17).....	6.32
Mark Brunell (1995-2003).....	5.17
Fred Taylor (1998-2008).....	4.64
David Garrard (2002-10).....	4.59
Maurice Jones-Drew (2006-13).....	4.47
Rashad Jennings (2009-12).....	4.21
Jordan Todman (2012-14).....	4.05
Stacey Mack (1999-2002).....	4.03
Denard Robinson (2013-16).....	4.02

RUSHING TOUCHDOWNS

Maurice Jones-Drew (2006-13).....	68
Fred Taylor (1998-2008).....	62
James Stewart (1995-99).....	33
Stacey Mack (1999-2002).....	19
David Garrard (2002-10).....	17
Mark Brunell (1995-2003).....	14
Natrone Means (1996-97).....	11
Greg Jones (2004-12).....	10
LEONARD FOURNETTE (2017).....	9
Byron Leftwich (2003-06).....	8
Several players tied.....	7

200-YARD RUSHING GAMES

Fred Taylor (1998-2008).....	1
------------------------------	---

100-YARD RUSHING GAMES

Fred Taylor (1998-2008).....	47
Maurice Jones-Drew (2006-13).....	27
James Stewart (1995-99).....	6
LEONARD FOURNETTE (2017).....	5
T.J. YELDON (2015-17).....	3
Stacey Mack (1999-2002).....	3
Denard Robinson (2013-16).....	2
Rashad Jennings (2009-12).....	2
Greg Jones (2004-12).....	2

CONSECUTIVE 100-YARD GAMES

Fred Taylor (Oct. 16-Dec. 17, 2000).....	9
Maurice Jones-Drew (Oct. 31-Dec. 12, 2010).....	6
Fred Taylor (Nov. 25-Dec. 23, 2007).....	5
Maurice Jones-Drew (Dec. 15, 2011-Jan. 1, 2012).....	3
Fred Taylor (Nov. 14-28, 2004).....	3
Fred Taylor (Nov. 23-Dec. 7, 2003).....	3
Stacey Mack (Dec. 16-30, 2001).....	3

LONGEST RUNS FROM SCRIMMAGE

LEONARD FOURNETTE (Oct. 8, 2017 at Pit.).....	90t
Maurice Jones-Drew (Nov. 1, 2009 at Ten.).....	80t
Fred Taylor (Dec. 9, 2007 vs. Car.).....	80t
Maurice Jones-Drew (Nov. 1, 2009 at Ten.).....	79t
Fred Taylor (Oct. 12, 1998 vs. Mia.).....	77t
Fred Taylor (Oct. 14, 2007 vs. Hou.).....	76
Fred Taylor (Dec. 10, 2006 vs. Ind.).....	76
LEONARD FOURNETTE (Oct. 15, 2017 vs. LAR).....	75t

LONGEST RUSHING TDs

LEONARD FOURNETTE (Oct. 8, 2017 at Pit.).....	90
Maurice Jones-Drew (Nov. 1, 2009 at Ten.).....	80
Fred Taylor (Dec. 9, 2007 vs. Car.).....	80
Maurice Jones-Drew (Nov. 1, 2009 at Ten.).....	79
Fred Taylor (Oct. 12, 1998 vs. Mia.).....	77
LEONARD FOURNETTE (Oct. 15, 2017 vs. LAR).....	75

RECEIVING

RECEPTIONS

Jimmy Smith (1995-2005).....	862
Keenan McCardell (1996-2001).....	499
MARCEDES LEWIS (2006-17).....	375
Maurice Jones-Drew (2006-13).....	335
Fred Taylor (1998-2008).....	286
Kyle Brady (1999-2006).....	241
ALLEN ROBINSON (2014-17).....	202
Pete Mitchell (1995-2002).....	191
Reggie Williams (2004-08).....	189
ALLEN HURNS (2014-17).....	179

CONSECUTIVE GAMES WITH RECEPTION

Jimmy Smith (Oct. 29, 1995-Dec. 17, 2000).....	86
Jimmy Smith (Sept. 9, 2001-Jan. 1, 2006).....	76
Maurice Jones-Drew (Dec. 10, 2006-Dec. 19, 2010).....	65
Keenan McCardell (Dec. 28, 1998-Jan. 6, 2002).....	49
Keenan McCardell (Sept. 1, 1996-Dec. 13, 1998).....	45
ALLEN ROBINSON (Sept. 7, 2014-Sept. 10, 2017).....	43
ALLEN HURNS (Sept. 7, 2014-Oct. 27, 2016).....	38
MARCEDES LEWIS (Sept. 12, 2010-Sept. 9, 2012).....	32
Ernest Wilford (Dec. 26, 2004-Dec. 3, 2006).....	30

RECEIVING YARDS

Jimmy Smith (1995-2005).....	12,287
Keenan McCardell (1996-2001).....	6,393
MARCEDES LEWIS (2006-16).....	4,502
Maurice Jones-Drew (2006-13).....	2,873
ALLEN ROBINSON (2014-17).....	2,848
ALLEN HURNS (2014-17).....	2,631
Kyle Brady (1999-2006).....	2,500
Fred Taylor (1998-2008).....	2,361
Cecil Shorts III (2011-14).....	2,343
Reggie Williams (2004-08).....	2,322
Matt Jones (2005-08).....	2,153

CONSECUTIVE GAMES WITH REC. TD

ALLEN HURNS (Sept. 27-Nov. 15, 2015).....	7
ALLEN ROBINSON (Nov. 29-Dec. 27, 2015).....	5
Julius Thomas (Nov. 19-Dec. 13, 2015).....	4
MARCEDES LEWIS (Dec. 1-22, 2013).....	4
Cecil Shorts III (Nov. 8-Dec. 2, 2012).....	4
Reggie Williams (Dec. 9-30, 2007).....	4
Several players tied.....	3

RECEIVING TOUCHDOWNS

Jimmy Smith (1995-2005).....	67
MARCEDES LEWIS (2006-17).....	33
Keenan McCardell (1996-2001).....	30
ALLEN ROBINSON (2014-17).....	22
ALLEN HURNS (2014-17).....	21
Reggie Williams (2004-08).....	18
Ernest Wilford (2004-10).....	15
Matt Jones (2005-08).....	15
Mike Sims-Walker (2008-11).....	14
Kyle Brady (1999-2006).....	13

YARDS PER RECEPTION (MIN. 100 RECEPTIONS)

Jimmy Smith (1995-2005).....	14.25
ALLEN HURNS (2014-17).....	14.10
ALLEN ROBINSON (2014-17).....	14.10
Ernest Wilford (2004-10).....	13.86
Mike Sims-Walker (2008-11).....	13.49
Cecil Shorts III (2011-14).....	13.31
Matt Jones (2005-08).....	12.97
Keenan McCardell (1996-2001).....	12.81
MARQUEE LEE (2014-17).....	12.70

*An active streak



CAREER RECORDS

RECEIVING

200-YARD RECEIVING GAMES

Jimmy Smith (1995-2005).....2

100-YARD RECEIVING GAMES

Jimmy Smith (1995-2005).....46
 Keenan McCardell (1996-2001).....19
ALLEN ROBINSON (2014-17).....8
ALLEN HURNS (2014-17).....8
 Cecil Shorts III (2011-14).....7
 Matt Jones (2005-08).....6
 Mike Sims-Walker (2008-10).....6
 Justin Blackmon (2012-13).....3
Several players tied.....2

LONGEST RECEPTIONS

ALLEN ROBINSON (Dec. 27, 2015 at N.O.).....90t
 Troy Edwards (Sept. 28, 2003 at Hou.).....84t
 Justin Blackmon (Nov. 18, 2012 at Hou.).....81t
ALLEN HURNS (Dec. 13, 2015 vs. IND.).....80t
 Cecil Shorts III (Sept. 23, 2012 at Ind.).....80t
 Reggie Williams (Nov. 4, 2007 at N.O.).....80t
 Patrick Johnson (Sept. 15, 2002 at K.C.).....79t

CONSECUTIVE 100-YARD GAMES

Jimmy Smith (Oct. 24-Nov. 14, 2004).....3
 Jimmy Smith (Dec. 19, 1999-Jan. 2, 2000).....3
 Jimmy Smith (Nov. 21-Dec. 2, 1999).....3
 Jimmy Smith (Sept. 12-26, 1999).....3
 Jimmy Smith (Nov. 29-Dec. 13, 1998).....3
 Jimmy Smith (Nov. 9-23, 1997).....3
 Jimmy Smith (Aug. 31-Sept. 22, 1997).....3
Several players tied.....2

LONGEST RECEIVING TDs

ALLEN ROBINSON (Dec. 27, 2015 at N.O.).....90
 Troy Edwards (Sept. 28, 2003 at Hou.).....84
 Justin Blackmon (Nov. 18, 2012 at Hou.).....81
ALLEN HURNS (Dec. 13, 2015 vs. IND.).....80
 Cecil Shorts III (Sept. 23, 2012 at Ind.).....80
 Reggie Williams (Nov. 4, 2007 at N.O.).....80
 Patrick Johnson (Sept. 15, 2002 at K.C.).....79
 Fred Taylor (Nov. 1, 1998 at Bal.).....78
KEELAN COLE (Dec. 10, 2017 vs. Sea.).....75



YARDAGE

SCRIMMAGE YARDS

Fred Taylor (1998-2008).....13,632
 Jimmy Smith (1995-2005).....12,286
 Maurice Jones-Drew (2006-13).....10,944
 Keenan McCardell (1996-2001).....6,393
MARCEDES LEWIS (2006-17).....4,502
 James Stewart (1995-99).....3,804
ALLEN ROBINSON (2014-17).....2,848
ALLEN HURNS (2014-17).....2,631
 Kyle Brady (1999-2006).....2,500
 Reggie Williams (2004-08).....2,366

ALL-PURPOSE YARDS

Fred Taylor (1998-2008).....13,640
 Maurice Jones-Drew (2006-13).....13,110
 Jimmy Smith (1995-2005).....12,875
 Keenan McCardell (1996-2001).....6,499
MARCEDES LEWIS (2006-17).....4,502
 James Stewart (1995-99).....3,793
 Reggie Barlow (1996-2000).....3,687
 Mike Thomas (2009-12).....3,276
ALLEN ROBINSON (2014-17).....2,848
ALLEN HURNS (2014-17).....2,631

PUNTING

PUNTS

Bryan Barker (1995-2000).....456
 Chris Hanson (2001-06).....424
 Bryan Anger (2012-15).....360
 Adam Podlesh (2007-10).....229
BRAD NORTMAN (2016-17).....164
 Nick Harris (2011).....72
 Mark Royals (2003).....45
 Matt Turk (2011).....27
 Steve Weatherford (2008).....21

PUNT YARDS

Bryan Barker (1995-2000).....19,849
 Chris Hanson (2001-06).....18,190
 Bryan Anger (2012-15).....16,855
 Adam Podlesh (2007-10).....9,751
BRAD NORTMAN (2016-17).....7,424
 Nick Harris (2011).....3,075
 Mark Royals (2003).....1,852
 Matt Turk (2011).....1,072
 Steve Weatherford (2008).....915

GROSS AVERAGE (MIN. 100 PUNTS)

Bryan Anger (2012-15).....46.8
BRAD NORTMAN (2016-17).....45.3
 Bryan Barker (1995-2000).....43.5
 Chris Hanson (2001-06).....42.9

LONGEST PUNTS

Bryan Barker (Oct. 11, 1999 at N.Y. Jets).....83
BRAD NORTMAN (Oct. 2, 2016 vs. Ind.).....78
 Adam Podlesh (Oct. 28, 2007 at T.B.).....76
 Chris Hanson (Nov. 20, 2005 at Ten.).....74
 Bryan Anger (Oct. 4, 2012 vs. Det.).....73
 Bryan Anger (Dec. 14, 2014 at Bal.).....69
 Chris Hanson (Sept. 12, 2004 at Buf.).....69
BRAD NORTMAN (Dec. 18, 2016 at Hou.).....67
BRAD NORTMAN (Sept. 11, 2016 vs. G.B.).....67
 Bryan Anger (Nov. 30, 2014 vs. N.Y. Giants).....66
BRAD NORTMAN (Dec. 17, 2017 vs. Hou.).....65
BRAD NORTMAN (Sept. 11, 2016 vs. G.B.).....65
 Bryan Anger (Sept. 23, 2012 at Ind.).....66
 Bryan Anger (Dec. 23, 2012 vs. N.E.).....65
 Bryan Anger (Nov. 25, 2012 vs. Ten.).....65
 Bryan Anger (Oct. 7, 2012 vs. Chi.).....65
 Matt Turk (Sept. 11, 2011 vs. Ten.).....65

INSIDE THE 20 (MIN. 100 PUNTS)

Bryan Barker (1995-2000).....151
 Chris Hanson (2001-06).....136
 Bryan Anger (2011-15).....113
 Adam Podlesh (2007-10).....75

NET AVERAGE (MIN. 100 PUNTS)

Bryan Anger (2012-15).....40.5
BRAD NORTMAN (2016-17).....39.2
 Adam Podlesh (2007-10).....37.8
 Bryan Barker (1995-2000).....37.2

CONSECUTIVE PUNTS WITHOUT BLOCK

Bryan Barker (1995-2000).....456
 Adam Podlesh (2007-10).....229
 Chris Hanson (2001-03).....168

FEWEST TOUCHBACKS (MIN. 100 PUNTS)

BRAD NORTMAN (2016-17).....17
 Adam Podlesh (2007-10).....19
 Bryan Anger (2012-15).....27
 Bryan Barker (1995-2000).....43



CAREER RECORDS

RETURNS

KICKOFF RETURNS

Maurice Jones-Drew (2006-13).....	79
Deji Karim (2010-11).....	77
Brian Witherspoon (2008-09).....	76
Reggie Barlow (1996-2000).....	70
Jordan Todman (2012-14).....	68
Willie Jackson (1995-97).....	58
David Allen (2003-04).....	52
Derrick Wimbush (2005-06).....	47
Elvis Joseph (2001-02).....	44
COREY GRANT (2015-17).....	40

LONGEST KICKOFF RETURNS

MARQISE LEE (Dec. 18, 2016 at Hou.).....	100t
Maurice Jones-Drew (Nov. 4, 2007 at N.O.).....	100t
Alvis Whitted (Dec. 26, 1999 at Ten.).....	98t
Elvis Joseph (Nov. 18, 2001 at Pit.).....	85t
Maurice Jones-Drew (Dec. 10, 2006 vs. Ind.).....	93t
Reggie Barlow (Dec. 7, 1997 vs. N.E.).....	92t

PUNT RETURN YARDS

Reggie Barlow (1996-2000).....	1,581
Alvin Pearman (2005-08).....	693
Mike Thomas (2009-12).....	620
David Allen (2003-04).....	468
RASHAD GREENE SR. (2015-17).....	432
Ace Sanders (2013-14).....	367
Chris Hudson (1995-98).....	348
Damon Gibson (2001-02).....	333
Bobby Shaw (2002).....	310
JAYDON MICKENS (2017).....	287



KICKOFF RETURN YARDS

Maurice Jones-Drew (2006-12).....	2,054
Deji Karim (2010-11).....	1,900
Brian Witherspoon (2008-09).....	1,818
Jordan Todman (2012-14).....	1,762
Reggie Barlow (1996-2000).....	1,634
Willie Jackson (1995-97).....	1,206
Derrick Wimbush (2005-06).....	1,136
David Allen (2003-04).....	1,041
Elvis Joseph (2001-02).....	990
COREY GRANT (2015-17).....	961

KICK RETURN AVERAGE (MIN. 50 RETURNS)

Maurice Jones-Drew (2006-13).....	26.00
Jordan Todman (2012-14).....	25.91
Deji Karim (2010-11).....	24.68
COREY GRANT (2015-17).....	24.00
Brian Witherspoon (2008-09).....	23.92
Reggie Barlow (1996-2000).....	23.34
Willie Jackson (1995-97).....	20.79

PUNT RETURN AVERAGE (MIN. 25 RETURNS)

Bobby Shaw (2002).....	12.40
David Allen (2003-04).....	11.14
RASHAD GREENE SR. (2015-17).....	11.08
Chris Hudson (1995-98).....	10.88
Reggie Barlow (1996-2000).....	10.83
JAYDON MICKENS (2017).....	10.30
Jermaine Lewis (2003-04).....	9.71
Alvin Pearman (2005-08).....	8.56
Damon Gibson (2001-02).....	8.54
Mike Thomas (2009-12).....	8.27

PUNT RETURN TOUCHDOWNS

Reggie Barlow (1996-2000).....	2
JAYDON MICKENS (2017).....	1
RASHAD GREENE (2015-17).....	1
Mike Thomas (2009-12).....	1
Bobby Shaw (2002).....	1

KICKOFF RETURN TOUCHDOWNS

Maurice Jones-Drew (2006-11).....	2
MARQISE LEE (2014-2017).....	1
Derrick Wimbush (2005-06).....	1
Jimmy Smith (1995-2005).....	1
Elvis Joseph (2001-02).....	1
Alvis Whitted (1998-2001).....	1
Reggie Barlow (1996-2000).....	1



PUNT RETURNS

Reggie Barlow (1996-2000).....	146
Alvin Pearman (2005-08).....	81
Mike Thomas (2009-12).....	75
Ace Sanders (2013-14).....	57
David Allen (2003-04).....	42
RASHAD GREENE SR. (2015-17).....	40
Damon Gibson (2001-02).....	39
Chris Hudson (1995-98).....	32
Dennis Northcutt (2007-08).....	31
JAYDON MICKENS (2017).....	28
Jermaine Lewis (2003-04).....	28

LONGEST PUNT RETURNS

Reggie Barlow (Sept. 13, 1998 vs. K.C.).....	85t
Mike Thomas (Dec. 18, 2010 at Ind.).....	78t
Reggie Barlow (Nov. 21, 1999 vs. N.O.).....	74t
RASHAD GREENE SR. (Dec. 13, 2015 vs. Ind.).....	73t
JAYDON MICKENS (Dec. 10, 2017 vs. Sea.).....	72
Bobby Shaw (Oct. 6, 2002 vs. Phi.).....	69t
JAYDON MICKENS (Nov. 5, 2017 vs. Cin.).....	63t

DEFENSE

INTERCEPTIONS

Rashean Mathis (2003-12).....	30
Aaron Beasley (1996-2001).....	15
Donovin Darius (1998-2006).....	14
Derek Cox (2009-12).....	12
PAUL POSLUSZNY (2011-17).....	11
Mike Peterson (2003-08).....	8
Chris Hudson (1995-98).....	8
TELVIN SMITH (2014-17).....	7
Reggie Nelson (2007-09).....	7
Deon Grant (2004-06).....	7
Marlon McCree (2001-03).....	7
Jason Craft (1999-2003).....	7

LONGEST INTERCEPTION RETURNS

Aaron Beasley (Sept. 12, 1999 vs. S.F.).....	93t
Rashean Mathis (Oct. 5, 2008 vs. Pit.).....	72t
TASHAUN GIPSON (Sept. 10, 2017 at Hou.).....	67
Rashean Mathis (Sept. 21, 2008 at Ind.).....	61t
PAUL POSLUSZNY (Oct. 13, 2013 at Den.).....	59t
Dwayne Gratz (Dec. 28, 2014 at Hou.).....	55t
Rashean Mathis (Nov. 5, 2006 vs. Ten.).....	55
Scott Starks (Nov. 5, 2006 vs. Ten.).....	55t

CONSECUTIVE GAMES WITH INT

Brian Williams (Oct. 14-Nov. 11, 2007).....	3
JALEN RAMSEY (Dec. 3-10, 2017).....	2
JALEN RAMSEY (Dec. 18-24, 2016).....	2
Geno Hayes (Dec. 5-15, 2013).....	2
Derek Cox (Oct. 7-21, 2012).....	2
Morgan Trent (Dec. 24, 2011-Jan. 1, 2012).....	2
Rashean Mathis (Dec. 31, 2006-Sept. 9, 2007).....	2
Gerald Sensabaugh (Dec. 3-10, 2006).....	2
Rashean Mathis (Sept. 10-18, 2006).....	2
Rashean Mathis (Oct. 16-30, 2005).....	2
Donovin Darius (Nov. 21-28, 2004).....	2
Mike Peterson (Nov. 23-30, 2003).....	2
Marlon McCree (Dec. 1-8, 2002).....	2
Marlon McCree (Nov. 10-17, 2002).....	2
Donovin Darius (Oct. 31-Nov. 7, 1999).....	2
Chris Hudson (Sept. 20-27, 1998).....	2
Chris Hudson (Nov. 2-9, 1997).....	2
James Williams (Nov. 26-Dec. 3, 1995).....	2

INTs RETURNED FOR TOUCHDOWN

Rashean Mathis (2003-12).....	3
TELVIN SMITH (2014-17).....	2
Aaron Beasley (1996-2001).....	2
Several players tied.....	1



CAREER RECORDS

DEFENSE

SACKS

Tony Brackens (1996-2003)	55.0
Joel Smeenge (1995-2000)	34.0
John Henderson (2002-09)	29.0
Paul Spicer (2001-08)	28.5
Kevin Hardy (1996-2001)	28.5
Gary Walker (1999-2001)	22.5
Marcus Stroud (2001-07)	22.0

CONSECUTIVE GAMES WITH SACK

Tony Brackens (Nov. 11-Dec. 30, 2001)	8
YANNICK NGAKOUE (Sept. 18-Oct. 16, 2016)	4
Gary Walker (Oct. 18-Nov. 11, 2001)	4
Tony Brackens (Nov. 28-Dec. 19, 1999)	4
Kevin Hardy (Oct. 11-Nov. 7, 1999)	4
Tony Brackens (Sept. 22-Oct. 12, 1997)	4

TACKLES

Daryl Smith (2004-12)	1,089
PAUL POSLUSZNY (2011-17)	973
Donovin Darius (1998-2006)	858
Mike Peterson (2003-08)	837
Kevin Hardy (1996-2001)	789
John Henderson (2002-09)	563
Rashean Mathis (2003-12)	554
Akin Ayodele (2002-05)	489

TAKEAWAYS

Rashean Mathis (2003-12)	35
Donovin Darius (1998-2006)	20
Tony Brackens (1996-2003)	18
Aaron Beasley (1996-2001)	18



FUMBLES

FUMBLES

Mark Brunell (1995-2003)	51
David Garrard (2002-10)	44
BLAKE BORTLES (2014-17)	38
Fred Taylor (1998-2008)	25
Byron Leftwich (2003-06)	25
Maurice Jones-Drew (2006-13)	22
Blaine Gabbert (2011-13)	21

FUMBLES LOST

David Garrard (2002-10)	21
Mark Brunell (1995-2003)	18
BLAKE BORTLES (2014-17)	16
Fred Taylor (1998-2008)	12
Maurice Jones-Drew (2006-13)	10
Byron Leftwich (2003-06)	10

LONGEST FUMBLE RECOVERY RETURNS

Aaron Beasley (Nov. 8, 1998 vs. Cin.)	90t
Donovin Darius (Nov. 1, 1998 at Bal.)	83t
Daryl Smith (Oct. 14, 2007 vs. Hou.)	77t
YANNICK NGAKOUE (Dec. 31, 2017 at Ten.)	67t
Ainsley Battles (Dec. 3, 2001 vs. G.B.)	60t
DANTE FOWLER JR. (Sept. 10, 2017 at Hou.)	53t

FORCED FUMBLES

Tony Brackens (1996-2003)	28
YANNICK NGAKOUE (2016-17)	10
Daryl Smith (2004-12)	9
Joel Smeenge (1995-2000)	9
Aaron Beasley (1996-2001)	8
Kevin Hardy (1996-2001)	8
Marcus Stroud (2001-07)	7
Donovin Darius (1998-2006)	7
Akin Ayodele (2002-05)	7

OPPONENT FUMBLE RECOVERIES

Tony Brackens (1996-2003)	13
Donovin Darius (1998-2006)	6
Fernando Bryant (1999-2003)	6
Kevin Hardy (1996-2001)	6
Bryan Schwartz (1995-99)	6
Travis Davis (1995-98)	6

BLOCKS

BLOCKED FIELD GOALS

Marcus Stroud (2001-07)	2
Clyde Simmons (1996-97)	2
Tyson Alualu (2010-16)	1
Chris Clemons (2014-15)	1
Rashean Mathis (2003-10)	1
John Henderson (2002-09)	1

BLOCKED PUNTS

Donovin Darius (1998-2006)	2
Dave Thomas (1995-99)	2

BLOCKED FIELD GOAL RETURNS

Chris Hudson (Sept. 22, 1997 vs. Pit.)	1
Mickey Washington (Dec. 1, 1996 vs. Cin.)	1

BLOCKED EXTRA POINTS

TELVIN SMITH (Dec. 31, 2017 at Ten.)	1
JALEN MYRICK (Dec. 24, 2017 at S.F.)	1
Sen'Derrick Marks (Nov. 20, 2016 at Det.)	1
Tony Brackens (Oct. 5, 1997 vs. Cin.)	1
Clyde Simmons (Sept. 22, 1996 at N.E.)	1

BLOCKED PUNT RETURNS

Mike Harris (Dec. 30, 2012 at Ten.)	1
Zach Potter (Dec. 15, 2011 at Atl.)	1
Alvis Whitted (Nov. 1, 1998 at Bal.)	1
Jimmy Smith (Dec. 3, 1995 at Den.)	1



SINGLE-SEASON RECORDS

SCORING

POINTS

Mike Hollis (1997)	134
Mike Hollis (1999)	130
Josh Scobee (2006).....	119
Mike Hollis (1996)	117
Jason Myers (2016).....	110
Jason Myers (2015).....	110
Mike Hollis (1998)	108
Josh Scobee (2010).....	107
Josh Scobee (2005).....	107

TOUCHDOWNS

Fred Taylor (1998).....	17
Maurice Jones-Drew (2009)	16
Maurice Jones-Drew (2006)	16
ALLEN ROBINSON (2015)	14
Maurice Jones-Drew (2008)	14
Fred Taylor (2000).....	14
James Stewart (1999).....	13
Maurice Jones-Drew (2011)	11
Several players tied.....	10

FIELD GOALS

Mike Hollis (1999)	31
Mike Hollis (1997)	31
Mike Hollis (1996)	30
Jason Myers (2016).....	27
Jason Myers (2015).....	26
Josh Scobee (2006).....	26
Josh Scobee (2012).....	25
Josh Scobee (2000).....	24
Mike Hollis (2000).....	24

FIELD GOAL % (MIN. 25 ATTEMPTS)

Mike Hollis (2000)	92.3
Josh Scobee (2013).....	92.0
Josh Scobee (2011).....	92.0
Josh Scobee (2012).....	89.3
Jason Myers (2015).....	86.7
Mike Hollis (1997)	86.1
Mike Hollis (1996)	83.3
Mike Hollis (1999)	81.6
Josh Scobee (2006).....	81.3
Mike Hollis (1998)	80.8

EXTRA POINTS

Mike Hollis (1998)	45
Josh Scobee (2010).....	41
Josh Scobee (2006).....	41
Mike Hollis (1997)	41
Josh Scobee (2005).....	38
Mike Hollis (1999)	37
Josh Scobee (2008).....	33
Mike Hollis (2000).....	33
Jason Myers (2015).....	32
Several players tied.....	30



PASSING

PASSING YARDS

BLAKE BORTLES (2015)	4,428
Mark Brunell (1996) *Led NFL*	4,367
BLAKE BORTLES (2016)	3,925
BLAKE BORTLES (2017)	3,687
Mark Brunell (2000)	3,640
David Garrard (2008)	3,620
David Garrard (2009).....	3,597
Mark Brunell (2001)	3,309
Mark Brunell (1997)	3,281
Chad Henne (2013).....	3,241

PASS ATTEMPTS

BLAKE BORTLES (2016)	625
BLAKE BORTLES (2015)	606
Mark Brunell (1996)	557
David Garrard (2008)	535
BLAKE BORTLES (2017)	523
David Garrard (2009)	516
Mark Brunell (2000)	512
Chad Henne (2013)	503
BLAKE BORTLES (2014)	489
Mark Brunell (2001)	473

PASS COMPLETIONS

BLAKE BORTLES (2016)	368
BLAKE BORTLES (2015)	355
Mark Brunell (1996)	353
David Garrard (2008).....	335
BLAKE BORTLES (2017)	315
David Garrard (2009).....	314
Mark Brunell (2000)	311
Chad Henne (2013)	305
Mark Brunell (2001)	289
BLAKE BORTLES (2014)	280

TOUCHDOWN PASSES

BLAKE BORTLES (2015)	35
BLAKE BORTLES (2016)	23
David Garrard (2010)	23
BLAKE BORTLES (2017)	21
Mark Brunell (2000)	20
Mark Brunell (1998)	20
Mark Brunell (2001)	19
Mark Brunell (1996)	19
David Garrard (2007)	18
Mark Brunell (1997)	18

INTERCEPTIONS

Mark Brunell (1996)	20
BLAKE BORTLES (2015)	18
BLAKE BORTLES (2014)	17
BLAKE BORTLES (2016)	16
Byron Leftwich (2003)	16
David Garrard (2010)	15
Chad Henne (2013)	14
Mark Brunell (2000).....	14
BLAKE BORTLES (2017)	13
David Garrard (2008)	13
Mark Brunell (2001)	13

INTERCEPTION % (MIN. 300 ATTEMPTS)

David Garrard (2007)	0.92
Mark Brunell (1997)	1.61
Byron Leftwich (2005).....	1.66
Mark Brunell (2002)	1.68
David Garrard (2009).....	1.94
Mark Brunell (1995)	2.02
Mark Brunell (1999)	2.04
Byron Leftwich (2004).....	2.27
David Garrard (2008).....	2.43

COMPLETION % (MIN. 300 ATTEMPTS)

David Garrard (2010)	64.48
David Garrard (2007)	64.00
Mark Brunell (1996)	63.38
David Garrard (2008).....	62.6
Mark Brunell (2001)	61.10
David Garrard (2009)	60.85
Mark Brunell (2000)	60.74
Mark Brunell (1997)	60.69
Chad Henne (2013).....	60.64

PASSER RATING (MIN. 300 ATTEMPTS)

David Garrard (2007)	102.2
Mark Brunell (1997)	91.2
David Garrard (2010)	90.8
Mark Brunell (1998)	89.9
Byron Leftwich (2005).....	89.3
BLAKE BORTLES (2015)	88.2
Mark Brunell (2002)	85.7
BLAKE BORTLES (2017)	84.7
Mark Brunell (2001)	84.1

AVG. GAIN PER ATTEMPT (MIN. 300 ATTEMPTS)

Mark Brunell (1996) *Led NFL*	7.84
David Garrard (2007)	7.72
Mark Brunell (1997)	7.54
David Garrard (2010)	7.47
Mark Brunell (1998)	7.35
BLAKE BORTLES (2015)	7.31
Mark Brunell (2000)	7.11
BLAKE BORTLES (2017)	7.05
Byron Leftwich (2005).....	7.03
Mark Brunell (2001)	7.00

400-YARD PASSING GAMES

Mark Brunell (1996)	2
---------------------------	---

300-YARD PASSING GAMES

Blake Bortles (2015)	6
Mark Brunell (1996).....	6
BLAKE BORTLES (2016)	5
BLAKE BORTLES (2017)	4

SINGLE-SEASON RECORDS

RUSHING

RUSHING YARDS

Maurice Jones-Drew (2011) *Led NFL*	1,606
Fred Taylor (2003)	1,572
Fred Taylor (2000)	1,399
Maurice Jones-Drew (2009)	1,391
Maurice Jones-Drew (2010)	1,324
Fred Taylor (2002)	1,314
Fred Taylor (2004)	1,224
Fred Taylor (1998)	1,223
Fred Taylor (2007)	1,202
Fred Taylor (2006)	1,146

RUSHING ATTEMPTS

Fred Taylor (2003)	345
Maurice Jones-Drew (2011)	343
Maurice Jones-Drew (2009)	312
Maurice Jones-Drew (2010)	299
Fred Taylor (2000)	292
Fred Taylor (2002)	287
LEONARD FOURNETTE (2017)	268
Fred Taylor (1998)	264
Fred Taylor (2004)	260
James Stewart (1999)	249

RUSHING TOUCHDOWNS

Maurice Jones-Drew (2009)	15
Fred Taylor (1998)	14
Maurice Jones-Drew (2006)	13
James Stewart (1999)	13
Maurice Jones-Drew (2008)	12
Fred Taylor (2000)	12
LEONARD FOURNETTE (2017)	9
Maurice Jones-Drew (2007)	9
Stacey Mack (2002)	9
Stacey Mack (2001)	9
Natrone Means (1997)	9

RUSHING AVERAGE (MIN. 150 ATTEMPTS)

Maurice Jones-Drew (2006)	5.67
Fred Taylor (2007)	5.39
Fred Taylor (2006)	4.96
Fred Taylor (2000)	4.79
Fred Taylor (2004)	4.71
Maurice Jones-Drew (2011)	4.68
Fred Taylor (1998)	4.63
Maurice Jones-Drew (2007)	4.60
Fred Taylor (1999)	4.60
Fred Taylor (2002)	4.58

200-YARD RUSHING GAMES

Fred Taylor (2000)	1
--------------------	---



100-YARD RUSHING GAMES

Fred Taylor (2000)	9
Maurice Jones-Drew (2010)	7
Fred Taylor (2003)	7
Maurice Jones-Drew (2011)	6
Fred Taylor (1998)	6
LEONARD FOURNETTE (2017)	5
Maurice Jones-Drew (2009)	5
Fred Taylor (2007)	5
Fred Taylor (2004)	5
Fred Taylor (2002)	5
Fred Taylor (2006)	4

RECEIVING

RECEPTIONS

Jimmy Smith (1999) *Led NFL*	116
Jimmy Smith (2001)	112
Keenan McCardell (2000)	94
Keenan McCardell (2001)	93
Jimmy Smith (2000)	91
Keenan McCardell (1997)	85
Keenan McCardell (1996)	85
Jimmy Smith (1996)	83
Jimmy Smith (1997)	82
Several players tied	80

RECEIVING YARDS

Jimmy Smith (1999)	1,636
ALLEN ROBINSON (2015)	1,400
Jimmy Smith (2001)	1,373
Jimmy Smith (1997)	1,324
Jimmy Smith (1996)	1,244
Jimmy Smith (2000)	1,213
Keenan McCardell (2000)	1,207
Jimmy Smith (1998)	1,182
Jimmy Smith (2004)	1,172
Keenan McCardell (1997)	1,164
Keenan McCardell (1996)	1,129
Keenan McCardell (2001)	1,110
ALLEN HURNS (2015)	1,031
Jimmy Smith (2002)	1,027
Jimmy Smith (2005)	1,023

YARDS PER RECEPTION (MIN. 50 RECEPTIONS)

Cecil Shorts III (2012)	17.80
ALLEN ROBINSON (2015)	17.50
Jimmy Smith (1997)	16.15
ALLEN HURNS (2015)	16.11
Jimmy Smith (2004)	15.84
Jimmy Smith (1998)	15.15
Jimmy Smith (1996)	14.99

RECEIVING TOUCHDOWNS

ALLEN ROBINSON (2015) *Led NFL*	14
Allen Hurns (2015)	10
MARCEDES LEWIS (2010)	10
Reggie Williams (2007)	10
Jimmy Smith (2001)	8
Jimmy Smith (2000)	8
Jimmy Smith (1998)	8

100-YARD RECEIVING GAMES

Jimmy Smith (1999)	9
ALLEN ROBINSON (2015)	6
Jimmy Smith (2001)	6
Jimmy Smith (1997)	6
Keenan McCardell (2000)	5
Jimmy Smith (2000)	5
Jimmy Smith (1998)	5



200-YARD RECEIVING GAMES

Justin Blackmon (2012)	1
Jimmy Smith (2000)	1
Jimmy Smith (1999)	1
Keenan McCardell (1996)	1

YARDAGE

SCRIMMAGE YARDS

Maurice Jones-Drew (2011)	1,980
Fred Taylor (2003)	1,942
Maurice Jones-Drew (2009)	1,765
Fred Taylor (2002)	1,722
Fred Taylor (1998)	1,644
Maurice Jones-Drew (2010)	1,641
Fred Taylor (2000)	1,639
Jimmy Smith (1999)	1,636
Fred Taylor (2004)	1,569
ALLEN ROBINSON (2015)	1,400

ALL-PURPOSE YARDS

Maurice Jones-Drew (2006)	2,250
Maurice Jones-Drew (2007)	2,014
Maurice Jones-Drew (2011)	1,964
Fred Taylor (2003)	1,942
Maurice Jones-Drew (2009)	1,881
Maurice Jones-Drew (2008)	1,739
Fred Taylor (2002)	1,722
Fred Taylor (1998)	1,653
Maurice Jones-Drew (2010)	1,641
Fred Taylor (2000)	1,638



SINGLE-SEASON RECORDS

PUNTING

PUNTS

Bryan Anger (2013)	95
Bryan Anger (2014)	94
Bryan Anger (2012)	91
BRAD NORTMAN (2017)	87
Bryan Barker (1998)	85
Chris Hanson (2004)	84
Chris Hanson (2005)	82
Chris Hanson (2001)	82
Bryan Barker (1995)	82
Chris Hanson (2002)	81

GROSS AVERAGE (MIN. 50 PUNTS)

Bryan Anger (2012) *NFL rookie record*	47.8
Bryan Anger (2014)	47.5
BRAD NORTMAN (2016)	46.6
Bryan Anger (2015)	46.3
Bryan Anger (2013)	45.7
Bryan Barker (1998)	45.0
Bryan Barker (1997)	44.9

NET AVERAGE (MIN. 50 PUNTS)

Bryan Anger (2012) *NFL rookie record*	40.8
Bryan Anger (2013)	40.5
Bryan Anger (2014)	39.6
BRAD NORTMAN (2016)	39.5
BRAD NORTMAN (2017)	39.4
Bryan Anger (2015)	39.5
Adam Podlesh (2010)	39.2

INSIDE THE 20 (MIN. 50 PUNTS)

Chris Hanson (2005)	33
Bryan Barker (1999)	32
Bryan Anger (2013)	31
Bryan Anger (2012)	31
BRAD NORTMAN (2017)	29
Bryan Barker (2000)	29

TOUCHBACKS (MIN. 50 PUNTS)

Adam Podlesh (2007)	2
Bryan Anger (2015)	4
Several players tied	5



KICKOFF RETURNS

Brian Witherspoon (2008)	52
Deji Karim (2010)	50
David Allen (2003)	41
Derrick Wimbush (2005)	39
Jordan Todman (2014)	38
Shyrone Stith (2000)	33
Willie Jackson (1997)	32
Maurice Jones-Drew (2007)	31
Maurice Jones-Drew (2006)	31
Reggie Barlow (1998)	30

KICKOFF RETURN TOUCHDOWNS

MARQISE LEE (2016)	1
Maurice Jones-Drew (2007)	1
Several players tied	1

PUNT RETURNS

Alvin Pearman (2005)	49
Reggie Barlow (1998)	43
Damon Gibson (2001)	38
Reggie Barlow (1999)	38
Reggie Barlow (1997)	36
Mike Thomas (2010)	34
Ace Sanders (2014)	32
Chris Hudson (2006)	32
Chris Hudson (1996)	32
Reggie Barlow (2000)	29

PUNT RETURN AVERAGE (MIN. 15 RETURNS)

RASHAD GREENE SR. (2015)	16.72
Reggie Barlow (1998)	12.91
Bobby Shaw (2002)	12.40
David Allen (2003)	12.00
Reggie Barlow (1997)	11.44
Brian Witherspoon (2008)	11.29
Reggie Barlow (1999)	10.89
Chris Hudson (1996)	10.88
Mike Thomas (2010)	10.53
JAYDON MICKENS (2017)	10.30

RETURNS

KICKOFF RETURN YARDS

Brian Witherspoon (2008)	1,250
Deji Karim (2010)	1,248
Jordan Todman (2014)	972
Derrick Wimbush (2005)	955
Maurice Jones-Drew (2006)	860
David Allen (2003)	831
Maurice Jones-Drew (2007)	811
Shyrone Stith (2000)	785
Reggie Barlow (1998)	747
Jordan Todman (2013)	712

KICKOFF RETURN AVERAGE (MIN. 25 RETURNS)

Maurice Jones-Drew (2006)	27.74
Jordan Todman (2013)	27.38
Maurice Jones-Drew (2007)	26.16
Jordan Todman (2014)	25.58
Deji Karim (2010)	24.96
COREY GRANT (2017)	24.90
Reggie Barlow (1998)	24.90
Mike Thomas (2009)	24.77

PUNT RETURN YARDS

Reggie Barlow (1998)	555
Reggie Barlow (1999)	414
Reggie Barlow (1997)	412
Alvin Pearman (2005)	410
Mike Thomas (2010)	358
Chris Hudson (1996)	348
Damon Gibson (2001)	333
David Allen (2003)	324
Bobby Shaw (2002)	310
Rashad Greene (2015)	301

PUNT RETURN TOUCHDOWNS

JAYDON MICKENS (2017)	1
RASHAD GREENE SR. (2015)	1
Mike Thomas (2010)	1
Bobby Shaw (2002)	1
Reggie Barlow (1999)	1
Reggie Barlow (1998)	1

DEFENSE

INTERCEPTIONS

Rashean Mathis (2006)	8
A.J. BOUYE (2017)	6
Marlon McCree (2002)	6
Aaron Beasley (1999)	6
Reggie Nelson (2007)	5
Rashean Mathis (2005)	5
Donovin Darius (2004)	5
Rashean Mathis (2004)	5
Deon Figures (1997)	5
Several players tied	4

INTs RETURNED FOR TOUCHDOWN

Rashean Mathis (2008)	2
Aaron Beasley (1999)	2
Several players tied	1

SACKS

CALAIS CAMPBELL (2017)	14.5
YANNICK NGAKOUE (2017)	12.0
Tony Brackens (1999)	12.0
Tony Brackens (2001)	11.0
Kevin Hardy (1999)	10.5
Bobby McCray (2006)	10.0
Gary Walker (1999)	10.0

TACKLES

PAUL POSLUSZNY (2012)	231
Hardy Nickerson (2001)	230
Russell Allen (2012)	201
PAUL POSLUSZNY (2011)	192
Mike Peterson (2005)	190
Wali Rainer (2002)	188
Kevin Hardy (1998)	186
Mike Peterson (2004)	178

SINGLE-SEASON RECORDS

DEFENSE & FUMBLES

TAKEAWAYS

Donovin Darius (2004).....	9
Rashean Mathis (2006).....	8
Marlon McCree (2002).....	6
Aaron Beasley (1999).....	6

FORCED FUMBLES

Tony Brackens (1999).....	8
YANNICK NGAKOUE (2017)	6
Tony Brackens (1997).....	6

FUMBLES

BLAKE BORTLES (2015)	14
Blaine Gabbert (2011).....	14
David Garrard (2009).....	14
Mark Brunell (1996).....	13
David Garrard (2010).....	11
Byron Leftwich (2003).....	11

OPPONENT FUMBLE RECOVERIES

Donovin Darius (2004).....	4
Bryan Schwartz (1998).....	4

FUMBLES LOST

David Garrard (2009).....	8
Blake Bortles (2016)	6
Byron Leftwich (2003).....	6
Blake Bortles (2015).....	5
Blaine Gabbert (2011).....	5
David Garrard (2010).....	4
Several players tied.....	3

SINGLE-GAME RECORDS

SCORING

POINTS

James Stewart (Oct. 12, 1997 vs. Phi.).....	30
Maurice Jones-Drew (Dec. 11, 2011 vs. T.B.).....	24
Fred Taylor (Nov. 19, 2000 at Pit.).....	24
Several players tied.....	18

FIELD GOALS

Josh Scobee (Oct. 10, 2010 at Buf.).....	5
Josh Scobee (Nov. 25, 2007 vs. Buf.).....	5
Mike Hollis (Sept. 10, 2000 at Bal.).....	5
Mike Hollis (Nov. 3, 1997 vs. Bal.).....	5
Mike Hollis (Dec. 1, 1996 vs. Cin.).....	5
Several players tied.....	4

TOUCHDOWNS

James Stewart (Oct. 12, 1997 vs. Phi.).....	5
Maurice Jones-Drew (Dec. 11, 2011 vs. T.B.).....	4
Fred Taylor (Nov. 19, 2000 at Pit.).....	4
Several players tied.....	3

EXTRA POINTS

Josh Scobee (Dec. 23, 2007 vs. Oak.).....	7
JOSH LAMBO (Dec. 17, 2017 vs. Hou.)	6
Mike Hollis (Dec. 3, 2000 vs. Cle.).....	6
Mike Hollis (Nov. 1, 1998 at Bal.).....	6
Several players tied.....	5



PASSING

PASSING YARDS

Mark Brunell (Sept. 22, 1996 at N.E.).....	432
Mark Brunell (Oct. 20, 1996 at STL).....	421
Mark Brunell (Sept. 10, 2000 at Bal.).....	386
BLAKE BORTLES (Dec. 24, 2017 at S.F.)	382
BLAKE BORTLES (Nov. 8, 2015 at NYJ)	381
Mark Brunell (Sept. 20, 1998 vs. Bal.).....	376
BLAKE BORTLES (Dec. 27, 2015 at N.O.)	368
Byron Leftwich (Oct. 10, 2004 at S.D.).....	357
Mark Brunell (Dec. 1, 1996 vs. Cin.).....	356
Chad Henne (Nov. 18, 2012 at Hou.).....	354
Quinn Gray (Nov. 4, 2007 at N.O.).....	354
Mark Brunell (Nov. 10, 1996 vs. Bal.).....	354

PASSING TDs

BLAKE BORTLES (Dec. 6, 2015 at Ten.)	5
BLAKE BORTLES (Sept. 24, 2017 vs. Bal.)	4
BLAKE BORTLES (Oct. 11, 2015 at T.B.)	4
CHAD HENNE (Nov. 18, 2012 at Hou.)	4
David Garrard (Oct. 31, 2010 at Dal.).....	4
Quinn Gray (Dec. 30, 2007 at Hou.).....	4
Mark Brunell (Nov. 29, 1998 at Cin.).....	4
Several players tied.....	3

PASS ATTEMPTS

BLAKE BORTLES (Oct. 27, 2016 vs. Ten.)	54
Byron Leftwich (Oct. 10, 2004 at S.D.).....	54
BLAKE BORTLES (Oct. 18, 2015 vs. Hou.)	53
Mark Brunell (Oct. 20, 1996 at STL).....	52
BLAKE BORTLES (Nov. 12, 2017 vs. LAC)	51
CHAD HENNE (Dec. 29, 2013 at Ind.)	51
CHAD HENNE (Dec. 23, 2012 vs. N.E.)	51
BLAKE BORTLES (Dec. 24, 2017 at S.F.)	50
BLAKE BORTLES (Oct. 4, 2015 at Ind.)	50
Mark Brunell (Sept. 10, 2000 at Bal.).....	50

INTERCEPTIONS

Mark Brunell (Oct. 20, 1996 at STL).....	5
Luke McCown (Sept. 18, 2011 at NYJ).....	4
David Garrard (Sept. 19, 2010 at S.D.).....	4
David Garrard (Nov. 12, 2006 vs. Hou.).....	4
Several players tied.....	3

AVG. GAIN PER ATTEMPT (MIN. 20 ATTEMPTS)

David Garrard (Oct. 21, 2010 at Dal.).....	12.38
Rob Johnson (Aug. 31, 1997 at Bal.).....	12.25
Byron Leftwich (Oct. 5, 2003 vs. S.D.).....	12.00
Mark Brunell (Nov. 1, 1998 at Bal.).....	11.85
Mark Brunell (Nov. 21, 1999 vs. N.O.).....	11.70
Mark Brunell (Sept. 22, 1996 at N.E.).....	11.08

PASS COMPLETIONS

Mark Brunell (Oct. 20, 1996 at STL).....	37
Byron Leftwich (Oct. 10, 2004 at S.D.).....	36
BLAKE BORTLES (Oct. 27, 2016 at Ten.)	33
BLAKE BORTLES (Dec. 24, 2017 at S.F.)	32
BLAKE BORTLES (Oct. 12, 2014 at Ten.)	32
BLAKE BORTLES (Nov. 13, 2016 vs. Hou.)	32
BLAKE BORTLES (Nov. 29, 2015 vs. S.D.)	30
BLAKE BORTLES (Oct. 18, 2015 vs. Hou.)	30
CHAD HENNE (Dec. 29, 2013 at Ind.)	30
David Garrard (Oct. 18, 2009 vs. STL).....	30
Mark Brunell (Oct. 15, 1995 vs. Chi.).....	30

COMPLETION % (MIN. 20 ATTEMPTS)

Mark Brunell (Sept. 7, 2003 at Car.).....	85.2
Mark Brunell (Oct. 29, 2000 at Dal.).....	83.3
Rob Johnson (Aug. 31, 1997 at Bal.).....	83.3
David Garrard (Dec. 2, 2007 at Ind.).....	82.8
David Garrard (Oct. 31, 2010 at Dal.).....	81.0
David Garrard (Oct. 10, 2010 at Buf.).....	80.0
Mark Brunell (Oct. 6, 1996 at N.O.).....	80.0

SINGLE-GAME RECORDS

RUSHING

RUSHING YARDS

Fred Taylor (Nov. 19, 2000 at Pit.).....	234
Fred Taylor (Dec. 21, 2003 vs. N.O.).....	194
Maurice Jones-Drew (Dec. 5, 2010 at Ten.).....	186
Fred Taylor (Dec. 6, 1998 vs. Det.).....	183
LEONARD FOURNETTE (Oct. 8, 2017 at Pit.)	181
Fred Taylor (Dec. 3, 2000 vs. Cle.).....	181
Maurice Jones-Drew (Sept. 23, 2012 at Ind.).....	177
Maurice Jones-Drew (Nov. 1, 2009 at Ten.).....	177
Maurice Jones-Drew (Jan. 1, 2012 vs. Ind.).....	169
Maurice Jones-Drew (Dec. 10, 2006 vs. Ind.).....	166

RUSHING TOUCHDOWNS

James Stewart (Oct. 12, 1997 vs. Phi.).....	5
Maurice Jones-Drew (Oct. 18, 2009 vs. STL).....	3
Maurice Jones-Drew (Sept. 27, 2009 at Hou.).....	3
Fred Taylor (Dec. 3, 2000 vs. Cle.).....	3
Fred Taylor (Nov. 19, 2000 at Pit.).....	3
Fred Taylor (Nov. 15, 1998 vs. T.B.).....	3
<i>Several players tied</i>	2

RUSHING ATTEMPTS

Fred Taylor (Dec. 21, 2003 vs. N.O.).....	34
Maurice Jones-Drew (Oct. 18, 2009 vs. STL).....	33
Fred Taylor (Nov. 23, 2003 at NYJ).....	32
Fred Taylor (Dec. 17, 2000 at Cin.).....	32
Fred Taylor (Dec. 6, 1998 vs. Det.).....	32
Maurice Jones-Drew (Dec. 5, 2010 at Ten.).....	31
Fred Taylor (Oct. 29, 2000 at Dal.).....	31
<i>Several players tied</i>	30

RUSHING AVERAGE (MIN. 10 ATTEMPTS)

Maurice Jones-Drew (Dec. 10, 2006 vs. Ind.).....	11.07
Maurice Jones-Drew (Oct. 14, 2007 vs. Hou.).....	10.42
Fred Taylor (Oct. 31, 1999 at Cin.).....	8.53
Maurice Jones-Drew (Sept. 24, 2006 at Ind.).....	7.92
Stacey Mack (Dec. 30, 2001 vs. K.C.).....	7.81
Fred Taylor (Nov. 19, 2000 at Pit.).....	7.80
Fred Taylor (Oct. 30, 2005 at STL).....	7.50
Fred Taylor (Dec. 19, 2004 at G.B.).....	7.50



RECEIVING & YARDAGE

RECEPTIONS

Keenan McCardell (Oct. 20, 1996 at STL).....	16
Jimmy Smith (Sept. 10, 2000 at Bal.).....	15
Justin Blackmon (Oct. 13, 2013 at Den.).....	14
Jimmy Smith (Jan. 2, 2000 vs. Cin.).....	14
ALLEN HURNS (Oct. 4, 2015 at Ind.).....	11
Keenan McCardell (Dec. 23, 2000 at NYG).....	11
Keenan McCardell (Oct. 1, 2000 vs. Pit.).....	11
Keenan McCardell (Dec. 7, 1997 vs. N.E.).....	11
<i>Several players tied</i>	10

RECEIVING TDs

MARCEDES LEWIS (Sept. 24, 2017 vs. Bal.).....	3
ALLEN ROBINSON (Dec. 6, 2015 at Ten.).....	3
Jimmy Smith (Sept. 10, 2000 at Bal.).....	3
<i>Several players tied</i>	2

YARDS PER RECEPTION (MIN. 4 RECEPTIONS)

Justin Blackmon (Nov. 18, 2012 at Hou.).....	33.7
Ernest Wilford (Dec. 24, 2005 at Hou.).....	29.5
Andre Rison (Sept. 22, 1996 at N.E.).....	28.8
Jimmy Smith (Nov. 9, 1997 vs. K.C.).....	28.0

RECEIVING YARDS

Jimmy Smith (Sept. 10, 2000 at Bal.).....	291
Justin Blackmon (Nov. 18, 2012 at Hou.).....	236
Keenan McCardell (Oct. 20, 1996 at STL).....	232
Jimmy Smith (Nov. 21, 1999 vs. N.O.).....	220
Justin Blackmon (Oct. 13, 2013 at Den.).....	190
KEELAN COLE (Dec. 17, 2017 vs. Hou.).....	186
Jimmy Smith (Jan. 2, 2000 vs. Cin.).....	165
Jimmy Smith (Sept. 22, 1997 vs. Pit.).....	164
Jimmy Smith (Dec. 1, 1996 vs. Cin.).....	162
Pete Mitchell (Nov. 19, 1995 at T.B.).....	161

SCRIMMAGE YARDS

Jimmy Smith (Sept. 10, 2000 at Bal.).....	291
Fred Taylor (Nov. 19, 2000 at Pit.).....	248
Fred Taylor (Sept. 29, 2002 vs. NYJ).....	237
Justin Blackmon (Nov. 18, 2012 at Hou.).....	236
Keenan McCardell (Oct. 20, 1996 at STL).....	232
Fred Taylor (Dec. 21, 2003 at N.O.).....	225
Maurice Jones-Drew (Nov. 21, 2010 vs. Cle.).....	220
Jimmy Smith (Nov. 21, 1999 vs. N.O.).....	220
Fred Taylor (Sept. 20, 1998 vs. Bal.).....	213
Fred Taylor (Dec. 6, 1998 vs. Det.).....	206



ALL-PURPOSE YARDS

Maurice Jones-Drew (Dec. 10, 2006 vs. Ind.).....	303
Jimmy Smith (Sept. 10, 2000 at Bal.).....	291
Maurice Jones-Drew (Oct. 14, 2007 vs. Hou.).....	260
Fred Taylor (Nov. 19, 2000 at Pit.).....	248
Maurice Jones-Drew (Sept. 24, 2006 at Ind.).....	244
Fred Taylor (Sept. 29, 2002 vs. NYJ).....	237
Justin Blackmon (Nov. 18, 2012 at Hou.).....	236
Keenan McCardell (Oct. 20, 1996 at STL).....	232
Fred Taylor (Dec. 21, 2003 vs. N.O.).....	225
<i>Several players tied</i>	220

PUNTING

PUNTS

Bryan Anger (Sept. 8, 2013 vs. K.C.).....	11
Adam Podlesh (Nov. 16, 2008 vs. Ten.).....	10
BRAD NORTMAN (Nov. 19, 2017 at Cle.).....	9
BRAD NORTMAN (Nov. 12, 2017 vs. LAC).....	9
Bryan Anger (Oct. 21, 2012 at Oak.).....	9
Bryan Anger (Sept. 16, 2012 vs. Hou.).....	9
Nick Harris (Dec. 24, 2011 at Ten.).....	9
Nick Harris (Nov. 27, 2011 vs. Hou.).....	9
Chris Hanson (Oct. 16, 2005 at Pit.).....	9
Chris Hanson (Sept. 19, 2004 vs. Den.).....	9
Bryan Barker (Sept. 25, 2000 at Ind.).....	9
Bryan Barker (Nov. 14, 1999 vs. Bal.).....	9
Bryan Barker (Oct. 29, 1995 at Pit.).....	9

PUNTS INSIDE 20

Bryan Barker (Nov. 14, 1999 vs. Bal.).....	8
Bryan Anger (Nov. 17, 2013 vs. Ari.).....	6
Bryan Barker (Oct. 3, 1999 vs. Pit.).....	6

GROSS AVERAGE (MIN. 4 PUNTS)

Bryan Anger (Dec. 23, 2012 vs. N.E.).....	56.3
Bryan Anger (Oct. 11, 2015 at T.B.).....	55.3
BRAD NORTMAN (Oct. 16, 2016 at Chi.).....	55.0
Bryan Barker (Oct. 19, 1997 at Dal.).....	53.8
BRAD NORTMAN (Oct. 2, 2016 vs. Ind.).....	53.6
Bryan Anger (Sept. 9, 2012 at Min.).....	53.5
Bryan Anger (Sept. 23, 2012 at Ind.).....	53.5

NET AVERAGE (MIN. 4 PUNTS)

BRAD NORTMAN (Oct. 16, 2016 at Chi.).....	52.2
Bryan Anger (Nov. 4, 2012 vs. Det.).....	50.5
Adam Podlesh (Dec. 23, 2007 vs. Oak.).....	49.8
Chris Hanson (Nov. 10, 2002 vs. Was.).....	48.2
Bryan Anger (Dec. 26, 2012 at Mia.).....	47.4



SINGLE-GAME RECORDS

RETURNS

KICKOFF RETURNS

Deji Karim (Oct. 18, 2010 vs. Ten.)	7
Jermaine Lewis (Oct. 10, 2004 at S.D.)	7
Curtis Marsh (Nov. 12, 1995 vs. Sea.)	7
<i>Several players tied</i>	6

KICKOFF RETURN AVERAGE (MIN. 3 RETURNS)

Maurice Jones-Drew (Nov. 4, 2007 at N.O.)	47.33
Derrick Wimbush (Nov. 27, 2005 at Ari.)	46.00
Brian Witherspoon (Sept. 7, 2008 at Ten.)	41.33
Randy Jordan (Oct. 13, 1996 vs. NYJ)	39.67
Tiquan Underwood (Sept. 12, 2010 vs. Den.)	38.33

KICKOFF RETURN YARDS

Reggie Barlow (Oct. 25, 1998 at Den.)	206
Jordan Todman (Sept. 28, 2014 at S.D.)	174
Jordan Todman (Nov. 2, 2014 at Cin.)	173
Curtis Marsh (Nov. 12, 1995 vs. Sea.)	169
Deji Karim (Oct. 18, 2010 vs. Ten.)	168
Reggie Barlow (Dec. 7, 1997 vs. N.E.)	157
Rashad Jennings (Nov. 18, 2012 at Hou.)	149
David Allen (Dec. 14, 2003 at N.E.)	147
Alvis Whitted (Dec. 26, 1999 at Ten.)	147
Mike Thomas (Nov. 1, 2009 at Ten.)	146

KICKOFF RETURN TDs

MARQISE LEE (Dec. 18, 2016 at Hou.)	1
Maurice Jones-Drew (Nov. 4, 2007 at N.O.)	1
Maurice Jones-Drew (Dec. 10, 2006 vs. Ind.)	1
Derrick Wimbush (Nov. 27, 2005 at Ari.)	1
Elvis Joseph (Nov. 18, 2001 at Pit.)	1
Alvis Whitted (Dec. 26, 1999 at Ten.)	1
Reggie Barlow (Dec. 7, 1997 vs. N.E.)	1

PUNT RETURN YARDS

Reggie Barlow (Sept. 13, 1998 vs. K.C.)	134
Mike Thomas (Dec. 19, 2010 at Ind.)	99
JAYDON MICKENS (Dec. 10, 2017 vs. Sea.)	82
Desmond Howard (Sept. 24, 1995 vs. G.B.)	82
Reggie Barlow (Sept. 20, 1998 vs. Bal.)	81
Reggie Barlow (Nov. 21, 1999 vs. N.O.)	80
Reggie Barlow (Nov. 23, 1997 at Cin.)	79
Jermaine Lewis (Sept. 19, 2004 vs. Den.)	78
RASHAD GREENE SR. (Nov. 19, 2015 vs. Ten.)	76
Reggie Barlow (Nov. 2, 1997 at Ten.)	76
<i>Several players tied</i>	73

PUNT RETURNS

Alvin Pearman (Dec. 18, 2005 vs. S.F.)	7
Alvin Pearman (Nov. 13, 2005 vs. Bal.)	7
Ace Sanders (Nov. 17, 2013 vs. Ari.)	6
Mike Thomas (Oct. 24, 2011 vs. Bal.)	6
David Allen (Dec. 7, 2003 vs. Hou.)	6
Reggie Barlow (Dec. 3, 2000 vs. Cle.)	6
R. Jay Soward (Oct. 8, 2000 vs. Bal.)	6
Reggie Barlow (Nov. 14, 1999 vs. Bal.)	6
Reggie Barlow (Sept. 20, 1998 vs. Bal.)	6
<i>Several players tied</i>	5

PUNT RETURN TDs

JAYDON MICKENS (Nov. 5, 2017 vs. Cin.)	1
RASHAD GREENE SR. (Dec. 13, 2015 vs. Ind.)	1
Mike Thomas (Dec. 19, 2010 at Ind.)	1
Bobby Shaw (Oct. 6, 2002 vs. Phi.)	1
Reggie Barlow (Nov. 21, 1999 vs. N.O.)	1
Reggie Barlow (Sept. 13, 1998 vs. K.C.)	1

PUNT RETURN YARD AVG.

Reggie Barlow (Sept. 13, 1998 vs. K.C.)	44.67
Reggie Barlow (Nov. 23, 1997 at Cin.)	26.33
Reggie Barlow (Nov. 2, 1997 at Ten.)	25.33
Mike Thomas (Dec. 19, 2010 at Ind.)	24.75
Reggie Barlow (Nov. 29, 1998 at Cin.)	23.00
Brian Witherspoon (Nov. 29, 2009 at S.F.)	21.00
Desmond Howard (Sept. 24, 1995 vs. G.B.)	20.50
Dennis Northcutt (Dec. 9, 2007 vs. Car.)	20.00



DEFENSE, FUMBLES & BLOCKS

INTERCEPTIONS

TASHAUN GIPSON (Oct. 8, 2017 at Pit.)	2
A.J. BOUYE (Dec. 10, 2017 vs. Sea.)	2
Davon House (Nov. 15, 2015 at Bal.)	2
Derek Cox (Oct. 31, 2010 at Dal.)	2
Rashean Mathis (Nov. 5, 2006 vs. Ten.)	2
Rashean Mathis (Sept. 18, 2006 vs. Pit.)	2
Terry Cousin (Nov. 13, 2005 vs. Bal.)	2
Rashean Mathis (Oct. 30, 2005 at STL)	2
Donovin Darius (Jan. 2, 2005 at Oak.)	2
Rashean Mathis (Dec. 19, 2004 at G.B.)	2
Marlon McCree (Sept. 15, 2002 at K.C.)	2
Rayna Stewart (Sept. 10, 2000 at Bal.)	2
Aaron Beasley (Sept. 12, 1999 vs. S.F.)	2
Deon Figures (Aug. 31, 1997 at Bal.)	2
<i>Several players tied</i>	1

TAKEAWAYS

Darren Carrington (Oct. 1, 1995 at Hou.)	3
--	---

FORCED FUMBLES

Tony Brackens (Oct. 3, 1999 vs. Pit.)	3
<i>Several players tied</i>	2

OPPONENT FUMBLE RECOVERIES

Telvin Smith (Nov. 23, 2014 at Ind.)	2
Tony Brackens (Sept. 29, 1996 vs. Car.)	2
Darren Carrington (Oct. 1, 1995 at Hou.)	2

INTs RETURNED FOR TOUCHDOWN

BARRY CHURCH (Oct. 8, 2017 at Pit.)	1
TELVIN SMITH (Oct. 8, 2017 at Pit.)	1
JALEN RAMSEY (Dec. 24, 2016 vs. Ten.)	1
TELVIN SMITH (Oct. 25, 2015 vs. Buf.)	1
Dwayne Gratz (Dec. 28, 2014 at Hou.)	1
PAUL POSLUSZNY (Oct. 13, 2013 at Den.)	1
Rashean Mathis (Sept. 21, 2008 at Ind.)	1
Rashean Mathis (Oct. 5, 2008 vs. Pit.)	1
Clint Ingram (Dec. 9, 2007 vs. Car.)	1
Aaron Glenn (Oct. 28, 2007 at T.B.)	1
Scott Starks (Nov. 5, 2006 vs. Ten.)	1
Mike Peterson (Nov. 13, 2005 vs. Bal.)	1
Rashean Mathis (Oct. 16, 2005 at Pit.)	1
Tony Brackens (Nov. 28, 1999 at Bal.)	1
Aaron Beasley (Sept. 26, 1999 vs. Ten.)	1
Aaron Beasley (Sept. 12, 1999 vs. S.F.)	1
Mickey Washington (Oct. 22, 1995 at Cle.)	1

BLOCKED PUNTS

Dan Skuta (Jan. 1, 2017 at IND)	1
Hayes Pullard III (Nov. 29, 2015 vs. S.D.)	1
J.T. Thomas (Sept. 8, 2013 vs. K.C.)	1
Mike Harris (Dec. 30, 2012 at Ten.)	1
Kassim Osgood (Dec. 15, 2011 at Atl.)	1
Rashad Jennings (Sept. 19, 2010 at S.D.)	1
Jorge Cordova (Dec. 10, 2006 vs. Ind.)	1
Gerald Sensabaugh (Oct. 8, 2006 vs. NYJ)	1
Derrick Wimbush (Oct. 9, 2005 vs. Cin.)	1
Eric Westmoreland (Oct. 27, 2002 vs. Hou.)	1
Donovin Darius (Sept. 10, 2001 vs. Pit.)	1
Donovin Darius (Oct. 1, 2000 vs. Pit.)	1
Dave Thomas (Nov. 14, 1999 vs. Bal.)	1
Alvis Whitted (Nov. 1, 1998 at Bal.)	1
Dave Thomas (Oct. 12, 1997 vs. Phi.)	1
Mike Dumas (Dec. 3, 1995 at Den.)	1

SACKS

CALAIS CAMPBELL (Sept. 10, 2017 at Hou.)	4.0
Chris Clemons (Nov. 23, 2014 at Ind.)	3.0
Paul Spicer (Sept. 25, 2005 at NYJ)	3.0
John Henderson (Oct. 6, 2002 vs. Phi.)	3.0
Kelvin Prichett (Oct. 5, 1997 vs. Cin.)	3.0

TACKLES

Hardy Nickerson (Nov. 25, 2001 vs. Bal.)	23
Russell Allen (Sept. 16, 2012 vs. Hou.)	22
Wali Rainer (Oct. 13, 2002 at Ten.)	22
T.J. Slaughter (Nov. 25, 2001 vs. Bal.)	22
PAUL POSLUSZNY (Dec. 19, 2012 at Mia.)	21
Bryan Schwartz (Dec. 17, 1995 at Det.)	21
Russell Allen (Nov. 18, 2012 at Hou.)	20
Daryl Smith (Dec. 18, 2010 at Ind.)	20
Kevin Hardy (Nov. 1, 1998 at Bal.)	20

BLOCKED FIELD GOALS

Tyson Alualu (Dec. 27, 2015 at N.O.)	1
Chris Clemons (Sept. 13, 2015 vs. Car.)	1
Rashean Mathis (Oct. 2, 2005 vs. Den.)	1
John Henderson (Dec. 8, 2002 vs. Cle.)	1
Marcus Stroud (Sept. 8, 2002 vs. Ind.)	1
Marcus Stroud (Dec. 3, 2001 vs. G.B.)	1
Clyde Simmons (Sept. 22, 1997 vs. Pit.)	1
Clyde Simmons (Dec. 1, 1996 vs. Cin.)	1

ROOKIE RECORDS

SCORING & PASSING

POINTS (SEASON)

Fred Taylor (1998).....	102
Maurice Jones-Drew (2006)	96
Josh Scobee (2004).....	93
Seth Marler (2003).....	90
LEONARD FOURNETTE (2017).....	79
ALLEN HURNS (2014).....	36
Justin Blackmon (2012).....	32
Willie Jackson (1995).....	32
Matt Jones (2005).....	30
Hayden Epstein (2002).....	28

PASSING YARDS (GAME)

BLAKE BORTLES (Oct. 12, 2014 at Ten.)	336
Byron Leftwich (Oct. 5, 2003 vs. S.D.).....	336
BLAKE BORTLES (Nov. 9, 2014 vs. Dal.)	290
Byron Leftwich (Dec. 14, 2003).....	288
Byron Leftwich (Oct. 12, 2003).....	256
BLAKE BORTLES (Sept. 28, 2014 at S.D.)	254
BLAKE BORTLES (Nov. 2, 2014 at Cin.)	247
Byron Leftwich (Sept. 28, 2003 at Hou.).....	231
Byron Leftwich (Nov. 30, 2003 vs. T.B.).....	224
BLAKE BORTLES (Sept. 21, 2014 vs. Ind.).....	223

PASS COMPLETIONS (SEASON)

Blake Bortles (2014)	280
Byron Leftwich (2003).....	239
Blaine Gabbert (2011).....	210
Jonathan Quinn (1998).....	34
David Garrard (2002).....	23
Rob Johnson (1995).....	3
Matt Jones (2005).....	2
LaBrandon Toefield (2003).....	1
Ace Sanders (2013).....	1

PASSING TDs (SEASON)

Byron Leftwich (2003).....	14
Blaine Gabbert (2011).....	12
BLAKE BORTLES (2014).....	11
Jonathan Quinn (1998).....	2
David Garrard (2002).....	1
Ace Sanders (2013).....	1

INTERCEPTIONS (SEASON)

BLAKE BORTLES (2014).....	17
Byron Leftwich (2003).....	16
Blaine Gabbert (2011).....	11
Jonathan Quinn (1998).....	3
David Garrard (2002).....	2
Rob Johnson (1995).....	1

TOUCHDOWNS (SEASON)

Fred Taylor (1998).....	17
Maurice Jones-Drew (2006)	16
LEONARD FOURNETTE (2017).....	9
ALLEN HURNS (2014)	6
Matt Jones (2005).....	5
Justin Blackmon (2012).....	5
Greg Jones (2004).....	3
LaBrandon Toefield (2003).....	3
Elvis Joseph (2001).....	3
James Stewart (1995).....	3

PASS ATTEMPTS (SEASON)

BLAKE BORTLES (2014).....	475
Byron Leftwich (2003).....	418
Blaine Gabbert (2011).....	413
Jonathan Quinn (1998).....	64
David Garrard (2002).....	46
Rob Johnson (1995).....	7
Matt Jones (2005).....	3
LaBrandon Toefield (2003).....	2
Ace Sanders (2013).....	1

PASS COMPLETIONS (GAME)

BLAKE BORTLES (Oct. 12, 2014 at Ten.)	32
BLAKE BORTLES (Sept. 28, 2014 at S.D.)	29
Byron Leftwich (Oct. 12, 2003 vs. Mia.).....	24
BLAKE BORTLES (Nov. 9, 2014 vs. Dal.)	22
BLAKE BORTLES (Nov. 2, 2014 at Cin.)	22
BLAKE BORTLES (Oct. 5, 2014 vs. Pit.)	22
Blaine Gabbert (Nov. 20, 2011 at Cle.).....	22
Byron Leftwich (Nov. 2, 2003 at Bal.).....	22
<i>Several players tied.....</i>	<i>21</i>

PASSING TDs (GAME)

BLAKE BORTLES (Nov. 2, 2014 at Cin.)	2
BLAKE BORTLES (Sept. 21, 2014 vs. Ind.)	2
Blaine Gabbert (Dec. 11, 2011 vs. T.B.).....	2
Blaine Gabbert (Dec. 5, 2011 vs. S.D.).....	2
Byron Leftwich (Oct. 5, 2003 vs. S.D.).....	2
Byron Leftwich (Nov. 30, 2003 vs. T.B.).....	2
<i>Several players tied.....</i>	<i>1</i>

INTERCEPTIONS (GAME)

BLAKE BORTLES (Oct. 19, 2014 vs. Cle.)	3
Byron Leftwich (Oct. 12, 2003 vs. Mia.).....	3
Byron Leftwich (Sept. 28, 2003 at Hou.).....	3
<i>Several players tied.....</i>	<i>2</i>

PASSING YARDS (SEASON)

BLAKE BORTLES (2014).....	2,908
Byron Leftwich (2003).....	2,819
Blaine Gabbert (2011).....	2,214
Jonathan Quinn (1998).....	387
David Garrard (2002).....	231
LaBrandon Toefield (2003).....	32
Rob Johnson (1995).....	24
Ace Sanders (2013).....	21
Matt Jones (2005).....	12

PASS ATTEMPTS (GAME)

BLAKE BORTLES (Oct. 12, 2014 at Ten.)	46
Byron Leftwich (Oct. 12, 2003 vs. Mia.).....	42
Blaine Gabbert (Dec. 24, 2011 at Ten.).....	42
Blaine Gabbert (Oct. 2, 2011 vs. N.O.).....	42
Blaine Gabbert (Nov. 20, 2011 at Cle.).....	41
Byron Leftwich (Dec. 14, 2003 at N.E.).....	40
BLAKE BORTLES (Dec. 14, 2014 at Bal.)	37
BLAKE BORTLES (Dec. 7, 2014 vs. Hou.)	39
BLAKE BORTLES (Nov. 9, 2014 vs. Dal.)	37
BLAKE BORTLES (Sept. 28, 2014 at S.D.)	37



RUSHING

RUSHING YARDS (SEASON)

Fred Taylor (1998).....	1,223
LEONARD FOURNETTE (2017).....	1,040
Maurice Jones-Drew (2006)	941
T.J. YELDON (2015).....	740
James Stewart (1995).....	525
BLAKE BORTLES (2014).....	419
Elvis Joseph (2001).....	294
LaBrandon Toefield (2003).....	212
Rashad Jennings (2009).....	202
Greg Jones (2004).....	162
Deji Karim (2010).....	160

RUSHING YARDS (GAME)

Fred Taylor (Dec. 6, 1998 vs. Det.).....	183
LEONARD FOURNETTE (Oct. 8, 2017 at Pit.)	181
Maurice Jones-Drew (Dec. 10, 2006 vs. Ind.).....	166
Maurice Jones-Drew (Dec. 24, 2006 vs. N.E.).....	131
LEONARD FOURNETTE (Oct. 15, 2017 vs. LAR) ...	130
Fred Taylor (Nov. 15, 1998 vs. T.B.).....	128
Fred Taylor (Sept. 20, 1998 vs. Bal.).....	128
Fred Taylor (Nov. 8, 1998 vs. Cin.).....	118
Fred Taylor (Sept. 27, 1998 at Ten.).....	116
T.J. YELDON (Oct. 25, 2015 vs. Buf.).....	115

RUSHING ATTEMPTS (SEASON)

LEONARD FOURNETTE (2017).....	268
Fred Taylor (2003).....	264
T.J. YELDON (2015).....	182
Maurice Jones-Drew (2006)	166
James Stewart (1995).....	137
Elvis Joseph (2001).....	68
Greg Jones (2004).....	62
BLAKE BORTLES (2014).....	56
LaBrandon Toefield (2003).....	53
Blaine Gabbert (2011).....	48

ROOKIE RECORDS

RUSHING

RUSHING ATTEMPTS (GAME)

Fred Taylor (Dec. 6, 1998 vs. Det.).....	32
LEONARD FOURNETTE (Oct. 8, 2017 at Pit.)	28
LEONARD FOURNETTE (Nov. 19, 2017 at Cle.).....	28
Fred Taylor (Nov. 8, 1998 vs. Cin.).....	27
LEONARD FOURNETTE (Sept. 10, 2017 at Hou.) ...	26
Maurice Jones-Drew (Dec. 17, 2006 at Ten.).....	25
Fred Taylor (Sept. 27, 1998 at Ten.).....	25
T.J. Yeldon (Sept. 20, 2015 vs. Mia.).....	25
LEONARD FOURNETTE (Dec. 10, 2017 vs. Sea.)	24
LEONARD FOURNETTE (Oct. 1, 2017 at NYJ)	24
Fred Taylor (Dec. 20, 1998 at Min.).....	23
Fred Taylor (Sept. 20, 1998 vs. Bal.)	23

RUSHING TDs (SEASON)

Fred Taylor (1998).....	14
Maurice Jones-Drew (2006)	13
LEONARD FOURNETTE (2017)	9
Greg Jones (2004).....	3
T.J. Yeldon (2015).....	2
Storm Johnson (2014).....	2
Byron Leftwich (2003).....	2
LaBrandon Toefield (2003).....	2
David Garrard (2002).....	2
James Stewart (1995).....	2

RUSHING TDs (GAME)

Fred Taylor (Nov. 15, 1998 vs. T.B.).....	3
LEONARD FOURNETTE (Oct. 8, 2017)	2
Maurice Jones-Drew (Dec. 24, 2006 vs. N.E.).....	2
Maurice Jones-Drew (Dec. 10, 2006 vs. Ind.).....	2
Maurice Jones-Drew (Oct. 8, 2006 vs. NYJ)	2
David Garrard (Oct. 13, 2002 at Ten.).....	2
Fred Taylor (Oct. 12, 1998 vs. Mia.)	2
Fred Taylor (Dec. 6, 1998 vs. Det.).....	2
<i>Several players tied</i>	1

RECEIVING & YARDAGE

RECEPTIONS (SEASON)

Justin Blackmon (2012).....	64
Willie Jackson (1995).....	53
ALLEN HURNS (2014)	51
Ace Sanders (2013)	51
ALLEN ROBINSON (2014)	48
Mike Thomas (2009).....	48
Maurice Jones-Drew (2006)	46
Fred Taylor (1998).....	44
KEELAN COLE (2017)	42
Pete Mitchell (1995).....	41

RECEPTIONS (GAME)

Pete Mitchell (Nov. 19, 1995 at T.B.).....	10
Fred Taylor (Sept. 20, 1998 vs. Bal.)	9
ALLEN ROBINSON (Oct. 12, 2014 at Ten.).....	8
Ace Sanders (Dec. 1, 2013 at Cle.).....	8
Ace Sanders (Nov. 17, 2013 vs. Ari.)	8
Zach Miller (Jan. 3, 2010 at Cle.)	8
<i>Several players tied</i>	7

RECEIVING YARDS (SEASON)

Justin Blackmon (2012).....	865
KEELAN COLE (2017)	748
ALLEN HURNS (2014)	677
Willie Jackson (1995).....	589
ALLEN ROBINSON (2014)	548
Pete Mitchell (1995).....	527
Ace Sanders (2013)	484
Mike Thomas (2009).....	453
Maurice Jones-Drew (2006)	436
Matt Jones (2005)	432

RECEIVING TDs (SEASON)

ALLEN HURNS (2014)	6
Justin Blackmon (2012).....	5
Matt Jones (2005)	5
Willie Jackson (1995)	5
KEELAN COLE (2017)	3
Fred Taylor (1998).....	3
<i>Several players tied</i>	2

YARDS/REC. (SEASON) (MIN. 25 RECEPTIONS)

KEELAN COLE (2017)	17.80
Justin Blackmon (2012).....	13.52
ALLEN HURNS (2014)	13.27
Pete Mitchell (1995).....	12.85
Matt Jones (2005).....	12.00
ALLEN ROBINSON (2014)	11.42
Marqise Lee (2014)	11.41
Willie Jackson (1995)	11.11
Reggie Williams (2004).....	9.93
Fred Taylor (1998).....	9.57
Ace Sanders (2013)	9.49

YARDS/REC. (GAME) (MIN. 4 RECEPTIONS)

Justin Blackmon (Nov. 18, 2012 at Hou.)	33.71
ALLEN HURNS (Sept. 7, 2014 at Phi.)	27.50
KEELAN COLE (Dec. 17, 2017 vs. Hou.).....	26.6
Matt Jones (Nov. 13, 2005 vs. Bal.)	23.40
Willie Jackson (Dec. 24, 1995 vs. Cle.)	20.25
T.J. YELDON (Dec. 6, 2015 at Ten.)	19.75
Willie Jackson (Dec. 10, 1995 vs. Ind.).....	18.83
ALLEN ROBINSON (Sept. 14, 2014 at Was.)...18.75	

SCRIMMAGE YARDS (SEASON)

Fred Taylor (1998).....	1,644
Maurice Jones-Drew (2006)	1,377
LEONARD FOURNETTE (2017)	1,342
T.J. YELDON (2015)	1,019
Justin Blackmon (2012).....	888
KEELAN COLE (2017)	748
James Stewart (1995).....	715
ALLEN HURNS (2014)	677

ALL-PURPOSE YARDS (SEASON)

Maurice Jones-Drew (2006)	2,250
Fred Taylor (1998).....	1,653
Brian Witherspoon (2008)	1,442
Deji Karim (2010)	1,418
LEONARD FOURNETTE (2017)	1,342
Mike Thomas (2009).....	1,301
David Allen (2003).....	1,223

100-YARD RECEIVING GAMES (SEASON)

ALLEN HURNS (2014)	2
KEELAN COLE (2017)	2
Justin Blackmon (2012).....	1
Matt Jones (2005)	1
Pete Mitchell (1995).....	1

DEFENSE

SACKS (SEASON)

YANNICK NGAKOUE (2016).....	8.0
Tony Brackens (1996)	7.0
John Henderson (2002)	6.5
Kevin Hardy (1996)	5.5
Tyson Alualu (2010)	3.5
Derrick Harvey (2008).....	3.5
Bobby McCray (2004).....	3.5
Chris Smith (2014).....	3.0
Akin Ayodele (2002).....	3.0
Larry Smith (1999).....	3.0

TACKLES (SEASON)

Bryan Schwartz (1995)	161
Kevin Hardy (1996)	130
Clint Ingram (2006)	117
Akin Ayodele (2002).....	108
T.J. Slaughter (2000).....	108

TACKLES (GAME)

Bryan Schwartz (Dec. 17, 1995 at Det.).....	21
Bryan Schwartz (Dec. 24, 1995 vs. Cle.).....	19
Bryan Schwartz (Dec. 10, 1995 vs. Ind.).....	17

INTERCEPTIONS (SEASON)

Reggie Nelson (2007)	5
Derek Cox (2009).....	4
<i>Several players tied</i>	2

TAKEAWAYS (SEASON)

Derek Cox (2009)	5
Reggie Nelson (2007)	5
Fernando Bryant (1999).....	5



OPPONENT RECORDS

SCORING

POINTS

Jeff Reed, Pittsburgh (12/1/02).....	19
Several players tied (K. Moreno, Den., 2013).....	18

TOUCHDOWNS

Several players tied (D. Martin, T.B., 2013).....	3
---	---

PASSING

PASSING YARDS

Matt Schaub, Hou. (11/18/12).....	527
Drew Brees, N.O. (11/4/07).....	445
Peyton Manning, Ind. (9/25/00).....	440
Carson Palmer, Ari. (11/17/13).....	419
Drew Brees, N.O. (12/27/15).....	412

PASS ATTEMPTS

Matt Schaub, Hou. (11/16/12).....	55
Vinny Testaverde, Bal. (11/24/96).....	50
Rich Gannon, K.C. (11/9/97).....	50
Shane Matthews, Was. (11/10/02).....	50
Peyton Manning, Ind. (12/10/06).....	50

INTERCEPTIONS THROWN

Ben Roethlisberger, Pit. (10/8/17).....	5
Jon Kitna, Dal. (10/31/10).....	4
Several players tied (J. Russell, Oak. 2007).....	3

TOUCHDOWN PASSES

Steve McNair, Ten. (12/26/99).....	5
Tony Banks, Bal. (9/10/00).....	5
Matt Schaub, Hou. (11/18/12).....	5
Several players tied (P. Rivers, S.D., 2015).....	4

PASS COMPLETIONS

Matt Schaub, Hou. (11/18/12).....	43
Drew Brees, N.O. (11/4/07).....	35
Jon Kitna, Dal. (10/31/10).....	34
Joe Flacco, Bal. (11/15/15).....	34
Two players tied.....	33

RUSHING

RUSHING YARDS

Chris Johnson, Ten. (11/1/09).....	228
Arian Foster, Hou. (1/2/10).....	180
Steven Jackson, Stl. (10/30/05).....	179
Shawn Alexander, Sea. (10/7/01).....	176
Chris Brown, Ten. (9/9/07).....	175

RUSHING ATTEMPTS

Terry Allen, Was. (9/28/97).....	36
Several players tied (A. Foster, Hou., 2011).....	33

LONGEST RUSHING TDs

Chris Johnson, Ten. (11/1/09).....	89
Marcus Mariota, Ten. (12/6/15).....	87
Joey Galloway, Sea. (11/12/95).....	86
LeSean McCoy, Buf. (11/27/16).....	75
Bilal Powell, NYJ (10/1/17).....	75

RUSHING TOUCHDOWNS

Several players tied (K. Moreno, Den., 2013).....	3
---	---

YARDAGE

SCRIMMAGE YARDS

Andre Johnson, Hou. (11/18/12).....	273
Josh Gordon, Cle. (12/1/13).....	261
Chris Johnson, Ten. (11/1/09).....	239
Terrell Davis, Den. (10/25/98).....	212
Albert Connell, Was. (10/22/00).....	211

ALL-PURPOSE YARDS

Andre Johnson, Hou. (11/18/12).....	273
Ridel Anthony, T.B. (11/15/98).....	269
Josh Gordon, Cle. (12/1/13).....	261
Eddy Drummond, Det. (11/14/04).....	257
Andre Davis, Hou. (12/30/07).....	254

RECEIVING

RECEPTIONS

Reggie Wayne, Ind. (10/3/10).....	15
Tim Brown, Oak. (12/21/97).....	14
David Boston, S.D. (10/5/03).....	14
Andre Johnson, Hou. (11/18/12).....	14
Several players tied (A. Johnson, Hou. 2013).....	13

RECEIVING YARDS

Andre Johnson, Hou. (11/18/12).....	273
Josh Gordon, Cle. (12/1/13).....	261
Albert Connell, Was. (10/22/00).....	211
Terrell Owens, Buf. (11/22/09).....	197
Several players tied (R. Wayne, Ind., 2010).....	196

LONGEST RECEPTIONS

Terrell Owens, Buf. (11/22/09).....	98
Josh Gordon, Cle. (12/1/13).....	95
Michael Floyd, Ari. (11/17/13).....	91
Kevin Curtis, Stl. (10/30/05).....	83
Kenny Britt, Ten. (9/11/11).....	80

RECEIVING TOUCHDOWNS

Several players tied (R. Moss, N.E., 2009).....	3
---	---

PUNTING

PUNTS

Chris Gardocki, Cle. (12/3/00).....	12
Several players tied (B. Hartmann, Hou., 2011).....	10

LONGEST PUNTS

Brian Moorman, Buf. (9/12/04).....	80
Josh Miller, Pit. (12/2/99).....	75
Kyle Larson, Cin. (10/9/05).....	75
Craig Hentrich, Ten. (11/5/06).....	73

INSIDE THE 20 (MIN. 5 PUNTS)

Several players tied (D. Colquitt, K.C., 2013).....	5
---	---

GROSS AVERAGE (MIN. 4 PUNTS)

Craig Hentrich, Ten. (11/4/01).....	57.5
Mat McBriar, Dal. (9/10/06).....	53.2
Josh Miller, Pit. (12/2/99).....	52.7

KICKING

FIELD GOALS

Jeff Reed, Pit. (12/1/02).....	6
Adam Vinatieri, N.E. (9/22/96).....	5
Matt Stover, Bal. (10/8/00).....	5

LONGEST FIELD GOALS

Jason Elam, Den. (10/25/98).....	63
Blair Walsh, Min. (9/9/12).....	55
Ryan Longwell, Min. (11/23/08).....	54
Several players tied (N. Rackers, Hou., 2011).....	53

EXTRA POINTS

Several players tied (P. Dawson, S.F., 2013).....	6
---	---

MOST BLOCKED KICKS (FGs, PATs)

Several players tied (Z. Smith, Bal., 2015).....	1
--	---

OPPONENT RECORDS

DEFENSE

SACKS

Ryan Kerrigan, Was. (9/14/14).....	4.0
Connor Barwin, Hou. (11/27/11).....	4.0
John Abraham, Atl. (12/15/11).....	3.5
Whitney Mercilus, Hou. (1/3/16).....	3.5

TACKLES

Steven Tulloch, Ten. (12/5/10).....	17
Keith Brooking, Atl. (12/28/03).....	15
Jonathan Joseph, Cin. (11/2/08).....	15
Jerod Mayo, N.E. (12/27/09).....	15

INTERCEPTIONS

Samari Rolle, Ten. (12/26/99).....	3
Several players tied (M. Williams, NYJ, 2015).....	2

LONGEST INTERCEPTION RETURN TDs

Anthony Henry, Cle. (12/16/01).....	97t
Anthony Parker, Stl. (10/20/96).....	92t
Adam Jones, Ten. (12/17/06).....	83t
Matt Giordano, Stl. (10/6/12).....	82t

RETURNS

PUNT RETURNS

Jacoby Jones, Hou. (11/27/11).....	7
Dexter McCluster, K.C. (9/8/13).....	7
Several players tied (T. Holliday, Hou., 2012).....	6

PUNT RETURN YARDS

Eddie Drummond, Det. (11/14/04).....	199
Darius Reynaud, Ten. (12/30/12).....	160
Jacoby Jones, Hou. (11/27/11).....	116
Roscoe Parrish, Buf. (11/26/06).....	104

LONGEST PUNT RETURNS

Eddie Drummond, Det. (11/14/04).....	83t
Peter Warrick, Cin. (12/17/00).....	82t
Terrence Wilkins, Ind. (9/24/06).....	82t
Roscoe Parrish, Buf. (11/26/06).....	82t

KICKOFF RETURNS

MarTey Jenkins, Ari. (12/10/00).....	8
Nate Jacquet, Min. (12/23/01).....	8
Justin Miller, NYJ (10/8/06).....	8

KICKOFF RETURN YARDS

Andre Davis, Hou. (12/30/07).....	234
Glyn Milburn, Chi. (9/6/98).....	197
Adam Jones, Ten. (11/20/05).....	196

LONGEST KICKOFF RETURNS

Andre Davis, Hou. (12/30/07).....	104t
Pharoh Cooper, LAR (10/15/17).....	103t
Andre Davis, Hou. (12/30/07).....	97t
Aaron Bailey, Ind. (12/10/95).....	95t
Chad Simpson, Ind. (12/17/09).....	93t