



NEWS RELEASE

December 26, 2017

## Seahawks Look to Win 10 Games and Advance to Postseason for Sixth-Straight Season

**ARIZONA  
CARDINALS**

**Seahawks vs. Cardinals**  
**Sunday, December 31**  
**1:25 p.m. (PT), FOX**  
**CenturyLink Field**

**SEATTLE  
SEAHAWKS**

### 2017 Schedule

#### Preseason (4-0)

Day	Date	Opponent	Time (PT)	Score
Sun.	8/13	at L.A. Chargers	W	48-17
Fri.	8/18	Minnesota	W	20-13
Fri.	8/25	Kansas City	W	26-13
Thu.	8/31	at Oakland	W	17-13

#### Regular Season (9-6)

Day	Date	Opponent	Time (PT)	TV
Sun.	9/10	at Green Bay	L	17-9
Sun.	9/17	San Francisco	W	12-9
Sun.	9/24	at Tennessee	L	33-27
Sun.	10/1	Indianapolis	W	46-18
Sun.	10/8	at L.A. Rams	W	16-10
Sun.	10/15	Bye Week		
Sun.	10/22	at N.Y. Giants	W	24-7
Sun.	10/29	Houston	W	41-38
Sun.	11/5	Washington	L	17-14
Thu.	11/9	at Arizona	W	22-16
Mon.	11/20	Atlanta	L	34-31
Sun.	11/26	at San Francisco	W	24-13
Sun.	12/3	Philadelphia	W	24-10
Sun.	12/10	at Jacksonville	L	30-24
Sun.	12/17	L.A. Rams	L	42-7
Sun.	12/24	at Dallas	W	21-12
Sun.	12/31	Arizona	1:25 p.m.	FOX

### Table of Contents

Page	Note
2	What to Look for
3	Series vs. Arizona
4-9	Team Notes
10-12	Russell Wilson
13-15	Player Notes (by jersey number)
16	Pete Carroll
17	Steve Hutchinson Eligible for Hall of Fame
18	CenturyLink Field Enhancements
19-20	Statistics
21-24	Transactions, Participation Chart, How Built
25-27	Rosters, Depth Chart, Pronunciation Guide

Seattle (9-6) concludes its home schedule looking to post a 5-3 record at CenturyLink Field and win 10 games for the sixth-consecutive season as it hosts the Arizona Cardinals this Sunday (7-8). Kickoff is set for 1:25 p.m. (PT).

The Seahawks can clinch the no. 6 seed with a win and a Carolina victory at Atlanta. It would be Seattle's seventh postseason appearance in Pete Carroll's eight seasons as coach and its sixth-consecutive playoff berth.

Seattle's record of 36-13 in the months of November/December is tops in the NFL for wins and its 21-7 record in regular season games in December/January also ranks first in the NFL for wins since 2012. Helping that cause, the Seahawks are 47-0 when leading by four or more points at half-time, including playoffs, since 2012.

This is the 38th meeting between the clubs, and the series is tied, 18-18-1.

### Broadcast Information

Television	FOX (channel 13 in Seattle)	Chris Myers (play-by-play) Daryl Johnston (analyst) Laura Okmin (sidelines)
Local Radio	710 ESPN Seattle KIRO Radio 97.3	Steve Raible (play-by-play) Dave Wyman (analyst) Jen Mueller (sidelines) John Clayton (sidelines)

### This Week's Schedule

#### Wednesday, December 27

12:35 p.m.	Cardinals Head Coach Bruce Arians conference call
12:45 p.m.	Head Coach Pete Carroll press conference
1:00 p.m.	Selected players available; open locker room
2:00 p.m.	Practice*
3:45 p.m.	OC Darrell Bevell, coaches available

#### Thursday, December 28

12:45 p.m.	QB Russell Wilson available
12:55 p.m.	Selected players available; open locker room
2:00 p.m.	Practice*
3:45 p.m.	DC Kris Richard, coaches available

#### Friday, December 29

12:30 p.m.	Practice*
2:00 p.m.	Coach Carroll available; open locker room

#### Saturday, December 30

No media availability

#### Sunday, December 31

1:25 p.m.	Seahawks vs. Cardinals
-----------	------------------------

#### Monday, January 1

3:00 p.m.	Coach Carroll press conference
-----------	--------------------------------

\*Local TV cameras may shoot the first 5-10 minutes of practice



## Team

\* Since 2012, including playoffs, Seattle is 47-0 when leading by four or more points at halftime.

## Pete Carroll

\* Needs one more win to tie Mike Tomlin for 32nd place on the NFL's all-time coaches wins list with 123.

## Doug Baldwin

\* Needs 99 yards for his third-consecutive 1,000-yard season to become the second Seahawks player to accomplish that feat (Steve Largent, 1978-81 & 1983-86).

\* Has played in 87 consecutive games, the fourth-longest active streak among wide receivers.

### Most Consecutive Games Played by a WR, Active Streak

Eric Weems, Ten	149
Demaryius Thomas, Den	106
Golden Tate, Det	94
<b>Doug Baldwin, Sea</b>	<b>87</b>
Cordarrelle Patterson, Oak	79

\* Needs three receptions to pass Darrell Jackson for fourth-place on Seattle's all-time receptions list with 442.

\* Needs five touchdowns to tie Darrell Jackson for second-place on Seattle's all-time receiving touchdowns list with 47.

\* Needs one touchdown to pass Joey Galloway for sixth-place on Seattle's all-time total touchdowns list with 43.

\* Ranks fifth on Seattle's all-time receptions list with 439.

\* Ranks fourth on Seattle's all-time receiving yards list with 5,855.

## Jimmy Graham

\* At Dallas (12/24), passed Christian Fauria for first-place on Seattle's all-time receptions by a tight end. He currently has 167 receptions in his Seahawks career.

\* At San Francisco (11/26), passed Jerramy Stevens for first-place on Seattle's all-time touchdowns by a tight end. He currently has 18 touchdowns in his Seahawks career.

\* At San Francisco (11/26), passed John Carlson for first-place on Seattle's all-time touchdowns by a tight end in a single-season. He currently has 10 touchdowns this season.

\* At the N.Y. Giants (10/22), passed Itula Mili for first-place on Seattle's all-time receiving yards by a tight end. He currently has 2,003 yards in his Seahawks career.

## Bobby Wagner

\* Needs five tackles to pass Joe Nash for third-place on Seattle's all-time tackles list with 780.

## Russell Wilson

\* With the win at Dallas (12/24), became the first quarterback in NFL history with a winning record in his first six seasons.

\* This season, became the first quarterback in NFL history with at least 30 touchdown passes and 500 rushing yards in multiple seasons.

\* His 24-5 record following an in-season loss is the best record by a quarterback since the 1970 merger.

\* The last quarterback to lead his team in rushing was Cam Newton in 2012 with 741 yards. Wilson leads Seattle with 550 yards this season.

\* At San Francisco (11/26), became the fourth quarterback in NFL history to pass for at least 3,000 yards in each of his first six seasons.

\* Against Atlanta (11/20), became the 10th quarterback in NFL history to reach 3,000 career rushing yards.

\* Has seven career games with at least four touchdowns and one or fewer interceptions. Only Dan Marino (10) and Brett Favre (9) have more such games in a player's first six seasons.

\* Has 33 career games with multiple touchdown passes and no interceptions, the most such performances by a quarterback in his first six seasons.

\* With the win at San Francisco (11/26), became the winningest quarterback in a player's first six seasons. Currently has 65 wins.

\* Has started 95 consecutive games, the fourth-longest active streak among quarterbacks.

\* Has started every game played with 107 (95 regular season, 12 postseason).

### Most Consecutive Games Started by a QB, Active Streak

Philip Rivers, LAC	191
Matt Ryan, Atl	130
Matthew Stafford, Det	111
<b>Russell Wilson, Sea</b>	<b>95</b>
Blake Bortles, Jac	60

### Single-Season Records in Reach, Franchise History

**Att.:** needs 39 more for 563 (Hasselbeck 562 in 2007)

**Comp.:** needs 33 more for 354 (Wilson 353 in 2016)

**Yards:** needs 458 more for 4,220 (Wilson 4,219 in 2016)

**TDs:** needs three more for 35 (Wilson 34 in 2015)

\* Needs 32 rushing attempts to pass Maurice Morris for eighth-place on Seattle's all-time rushing attempts list with 605.

\* Needs 191 rushing yards to pass Sherman Smith for seventh-place on Seattle's all-time rushing yards list with 3,430.

\* Against Houston (10/29), passed Jim Zorn for third-place on Seattle's all-time passing yards list. He currently has 21,955 yards in his Seahawks career.

\* At the N.Y. Giants (10/22), passed Jim Zorn for third-place on Seattle's all-time completions list. He currently has 1,797 completions in his Seahawks career.

\* Since becoming a Day 1 starter his rookie season, and not missing a start, Wilson became the fastest quarterback to win 50 games in NFL history.

# Series vs. Cardinals



## Regular Season: Series tied 18-18-1

September 12, 1976	L		30-24	58,441
November 13, 1983	L	@	33-28	33,280
September 17, 1989	L		34-24	60,444
December 19, 1993	L		30-27 ot	45,737
October 29, 1995	L	@	20-14 ot	39,600
September 13, 1998	W		33-14	57,678
September 15, 2002	L		24-13	63,104
November 10, 2002	W	@	27-6	29,252
September 14, 2003	W	@	38-0	23,127
December 21, 2003	W		28-10	64,899
October 24, 2004	L	@	25-17	35,695
December 26, 2004	W		24-21	66,825
September 25, 2005	W		37-12	64,843
November 6, 2005	W	@	33-19	43,542
September 17, 2006	W		21-10	67,470
December 10, 2006	L	@	27-21	63,603
September 16, 2007	L	@	23-20	64,542
December 9, 2007	W		42-21	68,193
November 16, 2008	L		26-20	67,616
December 28, 2008	L	@	34-21	63,874
October 18, 2009	L		27-3	67,588
November 15, 2009	L	@	31-20	62,278
October 24, 2010	W		22-10	67,132
November 14, 2010	W	@	36-18	61,904
September 25, 2011	W		13-10	66,199
January 1, 2012	L	@	23-20 ot	61,798
September 9, 2012	L	@	20-16	60,032
December 9, 2012	W		58-0	67,685
October 17, 2013	W	@	34-22	61,200
December 22, 2013	L		17-10	68,266
November 23, 2014	W		19-3	68,327
December 21, 2014	W	@	35-6	63,806
November 15, 2015	L		39-32	69,005
January 3, 2016	W	@	36-6	64,646
October 23, 2016	T	@	6-6 ot	65,089
December 24, 2016	L		34-31	69,050
November 9, 2017	W	@	22-16	64,639

**Record in Seattle**..... 10-9  
 Kingdome ..... 1-3  
 CenturyLink Field ..... 9-6

**Record at Arizona** ..... 8-9-1  
 in St. Louis ..... 0-1  
 Sun Devil Stadium ..... 3-2  
 University of Phoenix Stadium ..... 5-6-1

**Current Streaks** ..... Seattle won the last meeting

**Longest Win Streaks**  
 Seahawks ..... 4, 2004-06  
 Cardinals ..... 5, 1976-95

**Last Game Played in...**  
 Seattle ..... Cardinals 34, Seahawks 31 (12/24/16)  
 Arizona ..... Seahawks 22, Cardinals 16 (11/9/17)

**Total Points in Series**  
 Seahawks ..... 925 (25.0)  
 Cardinals ..... 707 (19.1)

**Largest Margin of Victory**  
 Seahawks ..... 58 points, 58-0 (12/9/12)  
 Cardinals ..... 24 points, 27-3 (10/18/09)

**Combined Points**  
 Highest ..... 71 (Cardinals win 39-32 on 11/15/15)  
 Lowest ..... 12 (Tied 6-6 on 10/23/16)

**Shutouts**  
 Seahawks ..... twice (last: 58-0 on 12/9/12)  
 Cardinals ..... None

**Pete Carroll vs. Cardinals** (Regular Season) ..... 10-6-1  
 With Seattle ..... 9-5-1  
 With New England ..... 1-1

## Head-to-Head Comparison

2017 Regular Season	Seahawks	Cardinals
Record	9-6	7-8
Total Yards Gained	4,990	4,767
Total Offense (NFL Rank)	332.7 (16)	317.8 (22)
Rush Offense	101.9 (21)	84.7 (30)
Pass Offense	230.8 (15)	233.1 (14)
Points Per Game	22.8 (13)	17.9 (25)
Total Yards Allowed	4,913	4,679
Total Defense	327.5 (13)	311.9 (6)
Rush Defense	113.9 (18)	88.9 (4)
Pass Defense	213.7 (9)	223.1 (15)
Points Allowed/Game	20.4 (13)	22.5 (17)
Possession Avg.	29:26	30:42
Sacked/Yds. Lost	40/296	51/337
Sacks Made/Yds. Lost	38/267	34/229
Interceptions By	13	15
Penalties/Yds.	140/1,242	106/855
Punts/Avg.	84/45.2	82/46.8
Turnover Differential	+7 (7)	-3 (22)

## 2017 Stat Leaders

	Seahawks	Cardinals
<b>Rushing</b>	Russell Wilson 550 (90-6-1-3)	Kerwynn Williams 351 (97-3-6-1)
<b>Passing</b>	Russell Wilson 3,762 (524-321-32-11-94.7)	Drew Stanton 749 (125-64-5-4-69.7)
<b>Receiving</b>	Doug Baldwin 901 (71-12.7-6)	Larry Fitzgerald 1,101 (101-10.9-6)
<b>Scoring</b> (Non kicker)	Jimmy Graham 62	Larry Fitzgerald 38
<b>Sacks</b>	Frank Clark 9.0	Chandler Jones 15.0
<b>Int.</b>	four tied 2	Antoine Bethea 5
<b>Punting</b>	Jon Ryan 45.2/38.8 net (27 In 20)	Andy Lee 46.8/39.7 net (29 In 20)
<b>Kicking</b>	Blair Walsh 94 (20/27 FG, 34/35 PAT)	Phil Dawson 105 (28/36 FG, 21/24 PAT)

## Top Single-Game Performances

	Seahawks	Cardinals
<b>Rushing</b>	Shaun Alexander 23-173-7.5-2 11/6/05	Thomas Jones 24-173-7.2-1 9/15/02
<b>Passing</b>	Trent Dilfer 47-29-352-1-0 9/15/02	Steve Beuerlein 53-34-431-3-2 12/19/93
<b>Receiving</b>	Darrell Jackson 10-174-17.4-0 9/15/02	Anquan Boldin 13-186-14.3-0 11/16/08
<b>Bruce Arians vs. Seahawks</b> (Regular Season) ..... 2-4-1 With Arizona ..... 2-4-1 Playoffs ..... 0-0		





## Best Record in Nov./Dec. Since 2012

The Seahawks know how to finish. Seattle's record of 36-13 in the months of November/December is tops in the NFL for wins since 2012.

### Best Record in Nov./Dec. Since 2012

Team	W	L	Pct.
<b>Seattle Seahawks</b>	<b>36</b>	<b>13</b>	<b>.735</b>
New England Patriots	36	10	.783
Carolina Panthers	36	13	.735
Pittsburgh Steelers	33	16	.673
Denver Broncos	30	20	.600

## Best Record in Dec./Jan. Since 2012

Seattle's regular season record of 21-7 in the months of December/January ranks first in the NFL for wins since 2012.

### Best Record in Dec./Jan. Since 2012

Team	W	L	Pct.
<b>Seattle Seahawks</b>	<b>21</b>	<b>7</b>	<b>.750</b>
Pittsburgh Steelers	21	6	.778
Carolina Panthers	21	7	.750
New England Patriots	21	7	.750
Green Bay Packers	20	7	.741

## Injured Players Games Missed

Seattle has 14 players on injured reserve, from top backups to All-Pro players that have missed game time this season.

### Notable Injured Seahawks this Season

Player	Games Missed
T George Fant	15
DE Cliff Avril*	11
RB Chris Carson	11
RB C.J. Prosise	10
SS Kam Chancellor*^	6
CB Richard Sherman*^	6
FS Earl Thomas*^	2
LB K.J. Wright*	1

\* Pro Bowler; ^ All-Pro

## 2nd in NFL with 32 Touchdown Passes

Russell Wilson ranks second in the NFL with 32 touchdown passes and needs two more to tie his own franchise-record and career-high of 34 set in 2015.

### Most Touchdowns Passes, NFL

Player	TD
Carson Wentz, Phi	33
<b>Russell Wilson, Sea</b>	<b>32</b>
Tom Brady, NE	30
Ben Roethlisberger, Pit	28
Jared Goff, LAR	28

## #3 Russell Wilson #88 TE Jimmy Graham

## NFL Record: 18 Fourth-Quarter TDs

Russell Wilson leads the NFL with 18 touchdown passes and a 133.6 passer rating this year in the fourth quarter, and is one of four quarterbacks with a completion percentage over 67% in the final quarter.

Those 18 touchdown passes passed Eli Manning (15 in 2011) for the most in the fourth quarter in NFL history.

## 2nd in NFL with 10 TD Receptions

Jimmy Graham ranks second in the NFL with 10 touchdowns and has recorded double-digit touchdowns for the fourth time in his eight NFL seasons.

### Most Receiving Touchdowns, NFL

Player	TD
DeAndre Hopkins, Hou	13
<b>Jimmy Graham, Sea</b>	<b>10</b>
Davante Adams, GB	10
Antonio Brown, Pit	9

## 12s Shake CenturyLink Field on Jimmy Graham Game-Winning Touchdown

According to the Pacific Northwest Seismic Network, the ground shook yet again near CenturyLink Field following a big Seattle touchdown.

The seismic activity was recorded as Jimmy Graham caught the game-winning touchdown vs. Houston (10/29) with 21 seconds remaining.



PNSN  
@PNSNT

Follow

This is what seismologists see when @TheJimmyGraham gets a game winning touchdown! #GoHawks @Seahawks



Seahawks game winning touchdown seismogram! Wilson to Graham.

QuickShake replay of the fans shaking the Century Link stadium after Graham's ga...

youtube.com



## 130 Consecutive Sell Outs

Since the Seahawks trip to Super Bowl XL, NFC West crowns from 2004-07, 2010, 2013-14 and 2016, a Super Bowl XLVIII championship and Super Bowl XLIX appearance, Seattle's fans do not want to miss out on seeing their team in action. Since 2003, all but one game has sold out, giving the team 130 consecutive sell outs through Week 17 of the 2017 season, including playoffs.

Fans set the CenturyLink Field attendance record (69,190) in Week 11 vs. Philadelphia (11/20/16) last season.

For the fourth-consecutive year, Seattle posted at least a 99% season ticket renewal rate while selling all 61,000 available season tickets.

Training Camp presented by Safeway practices open to the public also sold out. In all, more than 30,000 fans attended the team's 12 open camp sessions.

## 163 False Starts at Home

Armed with the loudest fans in the NFL, CenturyLink Field and the 12s lead the NFL with 163 false start penalties since the 2005 season.

### Opponent False Start Penalties at Home (2005-current)

	Games	Penalties	Average
<b>Seattle Seahawks</b>	<b>103</b>	<b>163</b>	<b>1.58</b>
Arizona Cardinals	96	158	1.65
Philadelphia Eagles	103	149	1.45
Detroit Lions	103	149	1.45
Houston Texans	104	142	1.37

## 50-10 When Winning the T.O. Battle

Since 2010, Seattle is 50-10 when winning the turnover battle. It led the NFL in 2013 with 39 takeaways and a +20 differential, ranked fourth in the league in 2014 at +10 and finished 2015 tied for fifth at +7.

### Seattle Record when Winning the Turnover Battle

Year	Record
2010	4-0
2011	6-2
2012	7-1
2013	10-1
2014	6-2
2015	4-4
2016	7-0
2017	6-0
<b>Totals</b>	<b>50-10</b>

### Turnover Differential Since 2011, NFL

Team	Take-aways			Give-aways			Diff
	Int	Fum	Total	Int	Fum	Total	
New England	113	78	191	58	45	103	+88
<b>Seattle</b>	<b>119</b>	<b>72</b>	<b>191</b>	<b>72</b>	<b>53</b>	<b>125</b>	<b>+66</b>
Green Bay	122	57	179	70	53	123	+56
San Francisco	107	65	172	65	63	128	+44
Carolina	110	80	190	96	58	154	+36

## 1,820 Roster Transactions Since 2010

Since forming their relationship in 2010, General Manager John Schneider and Pete Carroll have put together the NFL's most competitive, deep and talented roster over the last eight seasons.

As a result of the numerous transactions, **Seattle has had 209 players play at least one NFL game with another team, and 132 play at least 10 games** after being released, traded or un-signed after their time with Seattle since 2010.

Of the 53 players on Seattle's 2017 roster, 18 originally entered the league as undrafted free agents (six with Seattle) and the remaining 35 were drafted (seven in the first-round, seven in the second-round, nine in the third-round, three in the fourth-round, three in the fifth-round, five in the sixth-round and one in the seventh-round), including 24 drafted by Seattle (exceptions: Alexander, Brown, M. Davis, Dawson, Graham, Joeckel, Jordan, Lacy, S. Richardson, M. Smith, Walsh).

## 89-38 NFC Home Record Since 2002

One thing that has been a constant from the early days of the Kingdom through the championship years of CenturyLink Field is that the 12s have given that extra edge to the Seahawks when playing in the Puget Sound.

Seattle has the NFC's second-best home winning percentage since moving to the NFC in 2002 with an 89-38 record, and is one of three teams with 80-plus wins during that span.

### NFC Best Home Record Since 2002

Team	Record	Pct.
<b>Seattle</b>	<b>89-38</b>	<b>.701</b>
Green Bay	89-38-1	.699
Minnesota	82-45	.646
Philadelphia	78-49	.614
Atlanta	76-51	.598
Arizona	76-51-1	.598
New Orleans	75-53	.586
Carolina	74-54	.578
Dallas	72-56	.563
Chicago	68-60	.531

## 14,672 Team Rushing Yards Since '11

Seattle ranks second in the NFL with 14,672 team rushing yards since 2011.

Seattle's franchise-record 25-game streak of 100-plus rushing yards was snapped vs. St. Louis (12/27/15).

### Most Team Rushing Yards Since 2011, NFL

Team	Yards
Buffalo	14,880
<b>Seattle</b>	<b>14,672</b>
Carolina	14,669
Philadelphia	14,309
Minnesota	14,063



## Only Four Double-Digit Losses in Last 115 games (including playoffs)

Seattle's NFL-record streak of not losing by more than 10 points in 85 regular season games (95 games including playoffs) ended at Green Bay (12/11/16).

Also, the Seahawks largest defeat from Week 9 (11/6/11) of 2011 through Week 2 of 2015 was a 10-point loss at Green Bay (9/20/15), a span of **57 games (65 including playoffs)**.

### Largest Defeats Since Week 9 of 2011 (including playoffs)

Deficit	Score	Opponent	Date
<b>35</b>	<b>42-7</b>	<b>vs. L.A. Rams</b>	<b>12/17/17</b>
28	38-10	at Green Bay	12/11/16
16	36-20	at Atlanta*	1/14/17
10	27-17	at Green Bay	9/20/15
9	14-5	at Tampa Bay	11/27/16
9	30-21	at San Diego	9/14/14
<b>8</b>	<b>17-9</b>	<b>at Green Bay</b>	<b>9/10/17</b>
7	five times	last: at Carolina*	1/17/16

\* NFC Divisional Playoff

## 70-32-1 Record in Last 103 Games

Seattle has compiled a 70-32-1 record since the final half of the 2011 regular season and in those 32 losses, the average margin of victory for the opponent has been 6.8 points (217 points).

## NFL-Record 98 Straight Games Within One Score in the 4th Quarter Ends

Seattle's NFL-record streak of 88 regular season games (98 games including playoffs) where it has led or been within one score in the fourth quarter came to an end at Tampa Bay (11/27/16) last season.

The previous time the Seahawks were not in the lead or within a score in the fourth quarter was at Pittsburgh (9/18/11), a 24-0 loss.

Seattle's NFL-record of holding a lead at some point in **62 straight games** was snapped vs. St. Louis (12/27/15).

## 24-15-1 Road Record Since 2013

Seattle is 24-15-1 in its last 40 road games dating back to 2013 and posted an 8-6 record in its last 14 10 a.m. (PT) kickoff starts.

The Seahawks posted a franchise-best 6-2 road record in 2013 and 5-3 records in 2014, 2015 and 2017.

### Best Road Records in Franchise History

Record	Year
6-2	2013
<b>5-3</b>	<b>2017</b>
5-3	2015
5-3	2014
5-3	2005
5-3	1984
4-4	12 times

## Defensive Consistency from 2012-16; Top-5 Offense in 2015

Following four seasons of leading the NFL in scoring defense (2012-15), Seattle finished 2016 with the third-ranked scoring defense (18.3). The Seahawks also finished in the top-five in total defense for the fifth-consecutive season during an era of unprecedented scoring and yardage numbers in NFL history.

Seattle also won 10 or more games for the fifth-consecutive season.

Seahawks	2012	2013	2014	2015	2016
Record	11-5	13-3	12-4	10-6	10-5-1
Total Yards Gained	5,610	5,424	6,012	6,058	5,715
Total Offense (NFL Rank)	350.6 (17)	339.0 (17)	375.8 (9)	378.6 (4)	357.2 (12)
Rush Offense	161.2 (3)	136.8 (4)	172.6 (1)	141.8 (3)	99.4 (25)
Pass Offense	189.4 (27)	202.3 (26)	203.1 (27)	236.9 (20)	257.8 (10)
Points Per Game	25.8 (9)	26.1 (T8)	24.6 (10)	26.4 (T4)	22.1 (T18)
Total Yards Allowed	4,899	4,378	4,274	4,668	5,099
Total Defense	306.2 (4)	273.6 (1)	267.1 (1)	291.8 (2)	318.7 (5)
Rush Defense	103.1 (10)	101.6 (T7)	81.5 (3)	81.5 (1)	92.9 (7)
Pass Defense	203.1 (6)	172.0 (1)	185.6 (1)	210.3 (2)	225.8 (8)
Points Allowed/Game	15.3 (1)	14.4 (1)	15.9 (1)	17.3 (1)	18.3 (3)
Possession Avg.	31:36	29:57	32:11	31:40	29:36
Sacked/Yds. Lost	33/203	44/272	42/242	46/271	42/298
Sacks Made/Yds. Lost	36/247	44/298	37/234	37/255	42/272
Interceptions By	18	28	13	14	11
Penalties/Yds.	110/890	128/1,183	130/1,009	117/1,007	117/970
Punts/Avg.	65/45.6	76/41.6	62/43.4	68/45.7	72/43.4
Turnover Differential	+13 (T5)	+20 (1)	+10 (4)	+7 (T5)	+1 (16)



## 23-9 on Monday Night Football

Seattle is 23-9 all-time on Monday night and its 11-game winning streak on Mondays was snapped this season. Its .719 winning percentage on Mondays ranks first all-time in NFL history.

The Seahawks are 17-6 at home and have outscored opponents 310-151 in their last 12 appearances, including three shutouts.

### Best All-Time Winning %, Monday Night Football

Seattle	23-9	.719
San Francisco	48-25	.658
Pittsburgh	45-24	.652
Carolina	10-6	.625
Dallas	46-33	.582

### Seahawks on Monday Night Football (23-9)

Oct. 29, 1979	W	31-28	at Atlanta
Nov. 26, 1979	W	30-7	N.Y. Jets
Nov. 17, 1980	L	19-17	Oakland
Nov. 16, 1981	W	44-23	San Diego
Oct. 29, 1984	W	24-0	at San Diego
Nov. 12, 1984	W	17-14	L.A. Raiders
Sept. 23, 1985	L	35-24	L.A. Rams
Nov. 25, 1985	L	19-6	at San Francisco
Oct. 6, 1986	W	33-7	San Diego
Dec. 8, 1986	W	37-0	L.A. Raiders
Nov. 9, 1987	L	30-14	at N.Y. Jets
Nov. 30, 1987	L	37-14	L.A. Raiders
Nov. 28, 1988	W	35-27	L.A. Raiders
Dec. 4, 1989	W	17-16	Buffalo
Oct. 1, 1990	W	31-16	Cincinnati
Nov. 30, 1992	W (ot)	16-13	Denver
Nov. 1, 1999	W	27-7	at Green Bay
Oct. 2, 2000	L	24-17	at Kansas City
Oct. 14, 2002	L	28-21	San Francisco
Dec. 6, 2004	L	43-39	Dallas
Dec. 5, 2005	W	42-0	at Philadelphia
Nov. 6, 2006	W	16-0	Oakland
Nov. 27, 2006	W	34-24	Green Bay
Nov. 12, 2007	W	24-0	San Francisco
Dec. 12, 2011	W	30-13	St. Louis
Sept. 24, 2012	W	14-12	Green Bay
Oct. 28, 2013	W	14-9	at St. Louis
Dec. 2, 2013	W	34-7	New Orleans
Oct. 6, 2014	W	27-17	at Washington
Oct. 5, 2015	W	13-10	Detroit
Nov. 7, 2016	W	31-25	Buffalo
Nov. 20, 2017	L	34-31	Atlanta

## 11 Straight Wins on Monday Night Football Snapped

Seattle's 11-game winning streak on Mondays was snapped in Week 11 vs. Atlanta (11/20), a 34-31 loss.

It was the second-longest winning streak in Monday Night Football history.

### Most consecutive Monday Night Football wins since 1970

Dates	Team	Wins
9/22/75 - 12/7/81	Oakland	14
<b>12/5/05 - 11/7/16</b>	<b>Seattle</b>	<b>11</b>
11/24/08 - 9/30/13	New Orleans	9
12/2/96 - 9/27/99	San Francisco	9

## 22-4-1 in Prime Time Games Since 2010

Since Pete Carroll took over in 2010, the Seahawks have turned in prime time performances in prime time games, posting a 22-4-1 combined record in Sunday, Monday and Thursday night games, and **outscore opponents 704-376**.

The Seahawks are 8-2-1 on Sunday Night Football, 7-1 on Monday Night Football and 7-1 on Thursday Night Football under Carroll, and are **14-2 at home in prime time games** dating back to 2010.

### Seattle's Prime Time Games Under Pete Carroll (22-4-1)

Date	Opponent	W/L	Score
Sun, Jan. 2, 2011	vs. St. Louis	W	16-6
Thu, Dec. 1, 2011	vs. Philadelphia	W	31-14
Mon, Dec. 12, 2011	vs. St. Louis	W	30-13
Mon, Sept. 24, 2012	vs. Green Bay	W	14-12
Thu, Oct. 18, 2012	at San Francisco	L	13-6
Sun, Dec. 23, 2012	vs. San Francisco	W	42-13
Sun, Sept. 15, 2013	vs. San Francisco	W	29-3
Thu, Oct. 17, 2013	at Arizona	W	34-22
Mon, Oct. 28, 2013	at St. Louis	W	14-9
Mon, Dec. 2, 2013	vs. New Orleans	W	34-7
Thu, Sept. 4, 2014	vs. Green Bay	W	36-16
Mon, Oct. 6, 2014	at Washington	W	27-17
Thu, Nov. 27, 2014	at San Francisco	W	19-3
Sun, Dec. 21, 2014	at Arizona	W	35-6
Sun, Sept. 20, 2015	at Green Bay	L	27-17
Mon, Oct. 5, 2015	vs. Detroit	W	13-10
Thu, Oct. 22, 2015	at San Francisco	W	20-3
Sun, Nov. 15, 2015	vs. Arizona	L	39-32
Sun, Oct. 23, 2016	at Arizona	T	6-6 (ot)
Mon, Nov. 7, 2016	vs. Buffalo	W	31-25
Sun, Nov. 13, 2016	at New England	W	31-24
Sun, Dec. 4, 2016	vs. Carolina	W	40-7
Thu, Dec. 15, 2016	vs. L.A. Rams	W	24-3
Sun, Oct. 1, 2017	vs. Indianapolis	W	46-18
Thu, Nov. 9, 2017	at Arizona	W	22-16
Mon, Nov. 20, 2017	vs. Atlanta	L	34-31
Sun, Dec. 3, 2017	vs. Philadelphia	W	24-10



# Team Notes



## .833 Winning % in Prime Time

Seattle has played its best football in prime time, as its 22-4-1 record and .833 winning percentage rank first in the NFL since Pete Carroll took over in 2010.

### Best Record in Prime Time Games Since 2010

Team	W	L	T	Pct.
<b>Seattle Seahawks</b>	<b>22</b>	<b>4</b>	<b>1</b>	<b>.833</b>
New England Patriots	29	8	0	.784
Baltimore Ravens	17	9	0	.654
New Orleans Saints	19	11	0	.633

## Largest Comebacks & Overtime Record

Seattle's overtime record is 12-20-1 and 4-3-1 under Carroll.

### Largest Comebacks in Franchise History

Points	Opponent	Score	Result
21	vs. Tampa Bay (11/3/13)	Trail 21-0	Won 27-24 (ot)
20	at Denver (12/10/95)	Trail 20-0	Won 31-27
18	at Oakland (12/14/97)	Trail 21-3	Won 22-21

## 38-9 at Home Since 2012

### Seattle's NFL Ranking for Last 47 Home Games

#### Wins

39	New England
<b>38</b>	<b>Seattle</b>
37	Denver
34	Green Bay
34	Minnesota

#### Takeaways

92	Carolina
87	New England
<b>86</b>	<b>Seattle</b>
84	Arizona
78	Buffalo

#### Point Differential

+565	New England
<b>+509</b>	<b>Seattle</b>
+459	Denver
+372	Green Bay
+298	Pittsburgh

#### Turnover Margin

+49	New England
<b>+38</b>	<b>Seattle</b>
+27	Green Bay
+18	Carolina
+17	Arizona

### Longest Home Winning Streak, Franchise History

14	2012-13
12	2004-06
10	2002-04

### Most Consecutive Games Won, Franchise History

11	2005
9	2012-13
8	1984

## 13 Special Teams Scores Since 2010

It takes all three phases to win in the NFL and special teams coach Brian Schneider has put together one of the best special teams units in the NFL over the last eight seasons.

### Seattle Special Teams Scores Since 2010

Play	Game	Date	Play	Game	Date
101-yd. KOR by Leon Washington	vs. SD	9/26/10	Muffed punt in endzone TD, Malcolm Smith	vs. Ari	12/9/12
99-yd. KOR by Leon Washington	vs. SD	9/26/10	90-yd. blocked field goal TD, Richard Sherman	vs. SF	12/23/12
10-yd. blocked punt TD, Earl Thomas	vs. KC	11/28/10	blocked punt out of endzone, Jermaine Kearse	at Ind	10/6/13
92-yd. KOR by Leon Washington	vs. SF	12/12/10	25-yd. blocked punt TD, Mike Morgan	vs. Dal	10/12/14
17-yd. blocked punt TD, Mike Robinson	vs. StL	11/12/11	57-yd. punt return by Tyler Lockett	at StL	9/13/15
3-yd. blocked punt TD, Jeron Johnson	vs. Dal	9/16/12	105-yd. kickoff return by Tyler Lockett	vs. Chi	9/27/15
98-yd. KOR by Leon Washington	at Mia	11/25/12			

### Most Blocks Since 2010

21	Oakland
20	Miami
<b>19</b>	<b>Seattle</b>
17	Arizona
14	Chicago
12	Buffalo

### Most TDs/Safeties Since 2010

16	Baltimore
15	Minnesota
14	Philadelphia
<b>13</b>	<b>Seattle</b>
12	New England
10	Denver
9	Arizona

### Most Takeaways on Punt/KOR Since 2010

28	Oakland
23	Kansas City
19	N.Y. Giants
18	New England
<b>17</b>	<b>Seattle</b>
15	Chicago





## 12 Flag Raisers at the Toyota Fan Deck

Just before every kickoff at CenturyLink Field, fans turn their attention to the Toyota Fan Deck in the south endzone with anticipation to see who is going to raise the team's signature 12 flag and turn CenturyLink Field in to a frenzy. From former Seahawks greats, to local celebrities and sports personalities, the flag has become a love affair for Seahawks supporters all over the Northwest and the spirit of community that the organization and fans share. Who will raise it next?

### 2017 Flag Raisers

Minnesota - Officer Mike McClaughry	Washington - Former WR Sidney Rice
Kansas City - Seattle Storm G Sue Bird	Atlanta - Veteran Barbara Nichols
San Francisco - Former LB Lofa Tatupu	Philadelphia - Actor Chris Pratt
Indianapolis - HOFs Walter Jones, Steve Largent, Courtney Kennedy	L.A. Rams - State Championship High School Coaches
Houston - Former Mariners C Dan Wilson	Arizona -

## 25,688 Estimated Miles Flown During 2016 Season

The team strives to offer first-class amenities and that has not changed this season as Seattle has signed on with Delta Airlines as its 2017 official charter.

The Boeing aircraft will carry the Seahawks "around the world" (a trip around the world is 25,000 miles) as they travel the sixth-most miles, 25,688.

### 2017 Total Miles Traveled (regular season)

1. L.A. Rams	32,498
2. Arizona	30,422
3. Oakland	29,048
4. Miami	27,458
5. L.A. Chargers	26,866
<b>6. Seattle</b>	<b>25,688</b>

## Flight Times

Seattle is among the league leaders in miles traveled each season, and this year is no different. Tucked away in the Northwest, Seattle takes a while to reach via air travel, especially traveling east to west.

### 2017 Flight Times

Seattle to L.A. Chargers - 2:07	Seattle to N.Y. Giants - 4:37
L.A. Chargers to Seattle - 2:07	N.Y. Giants to Seattle - 5:15
Seattle to Oakland - 1:34	Seattle to Arizona - 2:22
Oakland to Seattle - 1:32	Arizona to Seattle - 2:32
Seattle to Green Bay - 3:11	Seattle to San Francisco - 1:49
Green Bay to Seattle - 3:37	San Francisco to Seattle - 1:26
Seattle to Tennessee - 3:54	Seattle to Jacksonville - 4:40
Tennessee to Seattle - 4:05	Jacksonville to Seattle - 5:27
Seattle to L.A. Rams - 2:02	Seattle to Dallas - 3:00
L.A. Rams to Seattle - 2:34	Dallas to Seattle - 3:57

## 69,190 Largest Home Attendance Record

With the addition of the Toyota Fan Deck in the south end zone in 2016, adding 1,000 new seats, Seattle's home attendance record has been broken and will add to the record books as the season unfolds.

Week 11's game last season with 69,190 fans vs. Philadelphia (11/20/16) broke the Seahawks old record of 69,084, established vs. Buffalo (11/7/16).

### Largest Home Attendance, Franchise History

Att.	Opponent	Stadium	Date	W/L	Score
69,190	Philadelphia	CenturyLink Field	11/20/16	W	26-15
69,104	Carolina	CenturyLink Field	12/4/16	W	40-7
69,084	Buffalo	CenturyLink Field	11/7/16	W	31-25
69,080	St. Louis	CenturyLink Field	12/27/15	L	23-17
<b>69,077</b>	<b>L.A. Rams</b>	<b>CenturyLink Field</b>	<b>12/17/17</b>	<b>L</b>	<b>42-7</b>
<b>69,075</b>	<b>Philadelphia</b>	<b>CenturyLink Field</b>	<b>12/3/17</b>	<b>W</b>	<b>24-10</b>
69,071	Atlanta	CenturyLink Field	10/16/16	W	26-24
69,067	L.A. Rams	CenturyLink Field	12/15/16	W	24-3
69,055	Pittsburgh	CenturyLink Field	11/29/15	W	39-30
69,050	Arizona	CenturyLink Field	12/24/16	L	34-31

# #3 Russell Wilson



## 98.7 Career Passer Rating

Wilson is just one of four players with a passer rating over 98.0 since 2012 with a club-record **98.7 career rating (2nd in NFL history)**.

He has 45-career 100-plus passer rating games in 95 starts, with the last coming at Dallas (12/24) with a 107.8 rating.

### Russell Wilson Career Passing

Year	Att	Comp	Pct	Yards	TD	Int	Rating
2012	393	252	64.1	3,118	26	10	100.0
2013	407	257	63.1	3,357	26	9	101.2
2014	452	285	63.1	3,475	20	7	95.0
2015	483	329	68.1	4,024	34	8	110.1
2016	546	353	64.7	4,219	21	11	92.6
2017	524	321	61.3	3,762	32	11	94.7
<b>TOTAL</b>	<b>2,805</b>	<b>1,797</b>	<b>64.1</b>	<b>21,955</b>	<b>159</b>	<b>56</b>	<b>98.7</b>

### NFL Highest Passer Rating Since 2012

Player	Rating
Aaron Rodgers, GB	103.6
Drew Brees, NO	100.6
Tom Brady, NE	99.6
<b>Russell Wilson, Sea</b>	<b>98.7</b>
Matt Ryan, Atl	96.3

## 159 Career Touchdown Passes

Through only 95 games, Russell Wilson's 159 touchdown passes (third-most in club history) are the third-most in NFL history in a quarterback's first six seasons.

### Most Passing TDs in a QB's First Six Seasons, NFL History

1. Dan Marino	196
2. Peyton Manning	167
3. <b>Russell Wilson</b>	<b>159 *</b>
4. Matt Ryan	153
5. Brett Favre	147
6. Andy Dalton	142
7. Jim Kelly	138

\* through 95 games

## 38 Home Wins to Begin Career

Wilson is 38-9 at home during his career, ranking first in NFL history in home wins to begin a career through his first 47 home games.

In those games, he carries a 102.1 passer rating (2nd NFL history) completing 857 of 1,341 passes (63.9%) for 10,882 yards with 82 touchdowns and 24 interceptions.

### Most Home Wins in a QB's First Six Seasons, NFL History

Joe Flacco	39
<b>Russell Wilson</b>	<b>38 *</b>
Matt Ryan	36
John Elway	34
Ben Roethlisberger	34

\* through 47 home games

## 65: Most Wins to Begin a Career

Wilson's 65 regular season wins rank first in NFL history for most wins in a quarterback's first six seasons, with one game left to play.

### Most Regular Season Wins in a QB's First Six Seasons

<b>Russell Wilson</b>	<b>65 *</b>
Joe Flacco	62
Ben Roethlisberger	60
Matt Ryan	60
Tom Brady	58
Andy Dalton	56

\*through 95 games

## Franchise-Record 452 Yards Passing

Wilson set the franchise record with 452 yards vs. Houston (10/29).

### Wilson's 300-plus Yardage Passing Games

#### 452 vs. Houston (10/29/17)

385\* at Atlanta (1/13/13)

#### 373 at Tennessee (9/24/17)

366\* at Carolina (1/17/16)

350 vs. Arizona (12/24/16)

348 at New England (11/13/16)

345 vs. Pittsburgh (11/29/15)

339 at Arizona (12/21/14)

#### 334 at N.Y. Giants (10/22/17)

320 at Carolina (9/8/13)

313 at St. Louis (10/19/14)

310 vs. New Orleans (12/13/13)

309 at N.Y. Jets (10/2/16)

\* NFC Divisional Playoff Game

## Top-14 Holder of QB Rushing Yards

Wilson holds the top-14 marks for rushing yards by a quarterback in franchise history.

His career-high 122 yards at Washington (10/6/14) also marked the most yards by a quarterback in Monday Night Football history.

At St. Louis (10/19/14), Wilson also became the **first player to record a 300-yard passing game and 100-yard rushing game in a single-game in NFL history**. He threw for 313 yards and rushed for 106.

He has four-career 100-yard rushing games.

### Single-Game, Most Quarterback Rushing Yards, Club History

Player	Opponent	Att.	Yds.	Avg.	TD
Russell Wilson	at Was (10/6/14)	11	122	11.1	1
Russell Wilson	NYG (11/9/14)	14	107	7.6	1
Russell Wilson	at StL (10/19/14)	7	106	15.1	1
Russell Wilson	at Ind (10/6/13)	13	102	7.8	0
Russell Wilson	at Buf (12/16/12)	9	92	10.2	3
Russell Wilson	at Ari (12/21/14)	6	88	14.7	1

# #3 Russell Wilson



## 2nd All-Time in Passer Rating

Russell Wilson's franchise-record 98.7 passer rating ranks second all-time in NFL history.

### Highest Passer Rating, NFL History (min. 1,500 att.)

Player	Rating
Aaron Rodgers, GB	103.8
<b>Russell Wilson, Sea</b>	<b>98.7</b>
Tom Brady, NE	97.6
Tony Romo	97.1
Steve Young	96.8

## 2nd All-Time in Home Passer Rating

Russell Wilson's **102.1** passer rating at home ranks second all-time in NFL history.

### Highest Passer Rating at Home, NFL History (min. 670 att.)

Player	Rating
Aaron Rodgers, GB	109.2
<b>Russell Wilson, Sea</b>	<b>102.1</b>
Drew Brees, NO	101.6
Steve Young	100.3
Peyton Manning	99.8

## 4th All-Time in Road Passer Rating

Russell Wilson's **95.5** passer rating on the road ranks fourth all-time in NFL history.

### Highest Passer Rating on the Road, NFL History (min. 670 att.)

Player	Rating
Aaron Rodgers, GB	98.7
Tony Romo	97.1
Tom Brady, NE	96.5
<b>Russell Wilson, Sea</b>	<b>95.5</b>
Joe Montana	95.2

## .689 Winning Percentage

### Best Winning Percentage of Current NFL Quarterbacks

Player	Record	Winning Pct.
Tom Brady, NE	195-55	.780
<b>Russell Wilson, Sea</b>	<b>65-29-1</b>	<b>.689</b>
Ben Roethlisberger, Pit	135-63	.682
Dak Prescott, Dal	21-10	.677
Aaron Rodgers, GB	94-48	.662
Carson Wentz, Phi	18-11	.621
Andrew Luck, Ind	43-27	.614
Joe Flacco, Bal	92-61	.601
Matt Ryan, Atl	94-63	.599
Alex Smith, KC	88-62-1	.586
Andy Dalton, Cin	62-44-2	.583
Drew Brees, NO	142-105	.575
Cam Newton, Car	61-45-1	.575

## 3rd All-Time TD/INT Ratio

Russell Wilson's 2.84 TD/INT ratio ranks third all-time in NFL history.

### Highest TD/INT Ratio, NFL History (min. 1,500 att.)

Player	TDs	INTs	Ratio
Aaron Rodgers, GB	313	78	4.01
Tom Brady, NE	486	160	3.04
<b>Russell Wilson, Sea</b>	<b>159</b>	<b>56</b>	<b>2.84</b>
Colin Kaepernick	72	30	2.40
Derek Carr, Oak	102	43	2.37

## 3rd All-Time in Home TD/INT Ratio

Russell Wilson's **3.42** TD/INT ratio at home ranks third all-time in NFL history.

### Highest TD/INT Ratio at Home, NFL History (min. 670 att.)

Player	TDs	INTs	Ratio
Aaron Rodgers, GB	169	32	5.28
Tom Brady, NE	236	61	3.87
<b>Russell Wilson, Sea</b>	<b>82</b>	<b>24</b>	<b>3.42</b>
Drew Brees, NO	282	111	2.54
Peyton Manning	277	109	2.54

## Franchise-Record 452 Passing Yards

Russell Wilson set the franchise record with 452 passing yards vs. Houston (10/29).

### Most Passing Yards, Single-Game, Club History

<b>452</b>	<b>Russell Wilson vs. Houston</b>	<b>10/29/17</b>
449	Matt Hasselbeck at San Diego	12/29/02
427	Matt Hasselbeck at San Francisco	12/1/02
418	Dave Krieg at Denver	11/20/83
414	Matt Hasselbeck vs. Dallas	12/6/04

## 159 Seattle Touchdown Passes

Russell Wilson ranks third in Seahawks history with 159 touchdown passes in his Seattle career.

### Most Passing Touchdowns, Club History

1.	195	Dave Krieg	1980-91
2.	174	Matt Hasselbeck	2001-10
<b>3.</b>	<b>159</b>	<b>Russell Wilson</b>	<b>2012-</b>
4.	107	Jim Zorn	1976-84
5.	49	Jon Kitna	1997-00

## 7-Time Player of the Week Award Winner

Russell Wilson's performance vs. Philadelphia (12/3) garnered him his seventh-career NFC Offensive Player of the Week award. Those seven awards tie RB Shaun Alexander for most in franchise history.

# #3 Russell Wilson



## 23 Fourth-Quarter/Overtime Comebacks in 107 Games

Wilson has 23 fourth-quarter or overtime comeback victories in 107 career games (regular and postseason).

He had three game-winning drives last season, three game-winning drives in 2015, and directed come-from-behind victories in the 2013 and 2014 NFC Championship Games to advance Seattle to the Super Bowl.

In 2012, Wilson threw a game-winning touchdown pass in the final two minutes of regulation or overtime three times (vs. Green Bay, vs. New England, at Chicago), the most ever by a rookie since at least the 1970 merger, and won another (vs. St. Louis) with a 1-yard touchdown run.

His **23 fourth-quarter comebacks rank second in the NFL** since the beginning of 2012.

### Russell Wilson 4th Quarter/OT Comebacks

Game	Score	Final	Play
vs. Green Bay (9/24/12)	trail 12-7	Won 14-12	24-yd. pass to Golden Tate at 0:00
vs. New England (10/14/12)	trail 23-17	Won 24-23	46-yd. pass to Sidney Rice at 1:18
at Chicago (12/2/12)	trail 14-10		14-yd. pass to Golden Tate at :24
	tied 17-17	Won 23-17 (ot)	13-yd. pass to Sidney Rice with 7:33 left in OT
vs. St. Louis (12/30/12)	tied 13-13	Won 20-13	1-yd. touchdown run at 1:39
at Washington (1/6/13)*	trail 14-13	Won 24-14	touchdown drive at 7:08
at Carolina (9/8/13)	trail 7-6	Won 12-7	43-yd. TD pass to Jermaine Kearse at 10:13
at Houston (9/29/13)	trail 20-6	Won 23-20 (ot)	45-yd. field goal drive with 3:19 left in overtime
vs. Tennessee (10/13/13)	tied 10-10	Won 20-13	29-yd. field goal drive at 11:23
vs. Tampa Bay (11/3/13)	trail 24-14	Won 27-24 (ot)	27-yd. field goal drive with 8:11 left in overtime
vs. San Francisco (1/19/14)^	trail 17-13	Won 23-17	35-yd. pass to Jermaine Kearse at 13:44
vs. Denver (9/21/14)	tied 20-20	Won 26-20	touchdown drive with 9:14 left in overtime
at Carolina (10/26/14)	trail 9-6	Won 13-9	23-yd. pass to Luke Willson at 0:47
vs. N.Y. Giants (11/9/14)	tied 17-17	Won 38-17	touchdown drive at 12:47
vs. St. Louis (12/28/14)	tied 6-6	Won 20-6	touchdown drive at 12:07
vs. Green Bay (1/18/15)^	tied 22-22	Won 28-22 (ot)	35-yd. pass to Jermaine Kearse with 11:41 left in OT
at Dallas (11/1/15)	trail 12-10	Won 13-12	24-yd. field goal drive at 1:04
vs. Pittsburgh (11/29/15)	trail 27-26	Won 39-30	30-yd. pass to Doug Baldwin at 8:12
at Minnesota (1/10/16)*	trail 9-0	Won 10-9	46-yd. field goal drive at 8:04
vs. Miami (9/11/16)	trail 10-6	Won 12-10	2-yd. pass to Doug Baldwin at 0:31
vs. Atlanta (10/16/16)	trail 24-23	Won 26-24	44-yd. field goal drive at 1:57
at New England (11/13/16)	trail 24-22	Won 31-24	23-yd. field goal drive at 8:56
<b>vs. San Francisco (9/17/17)</b>	<b>trail 9-6</b>	<b>Won 12-9</b>	<b>9-yd. pass to Paul Richardson at 7:06</b>
<b>vs. Houston (10/29/17)</b>	<b>trail 38-34</b>	<b>Won 41-38</b>	<b>18-yd. pass to Jimmy Graham at 0:21</b>

\* NFC Wild Card Game

^ NFC Championship Game

### Most Game-Winning Drives in 4th Qtr./OT Since 2012 (Regular Season & Postseason)

Matthew Stafford, Det	25
<b>Russell Wilson, Sea</b>	<b>23</b>
Matt Ryan, Atl	20
Andrew Luck, Ind	17
Joe Flacco, Bal	15

## 6-1 on Monday Night Football

Russell Wilson won his first six starts on Monday Night Football, joining Neil O'Donnell (7-0) and Bob Griese (6-0) as the only quarterbacks to win their first six-plus starts in Monday Night Football history before losing to the Atlanta Falcons this season (11/20).

### Quarterbacks to Win their First Six-Plus Starts on MNF

Neil O'Donnell	7-0
<b>Russell Wilson</b>	<b>6-0</b>
Bob Griese	6-0

### Most Wins as a Starting QB on MNF Without a Loss

7	Neil O'Donnell
<b>6</b>	<b>Russell Wilson</b>



# Player Notes (by number)



## Most Passing Yards in 1st Six Seasons

Russell Wilson's 21,955 career passing yards ranks sixth all-time in NFL history in a quarterback's first six seasons.

### Most Passing Yards in a QB's First Six Seasons, NFL History

1. Peyton Manning	24,885
2. Dan Marino	23,856
3. Matt Ryan	23,472
4. Andy Dalton	22,214
5. Drew Bledsoe	21,981
6. <b>Russell Wilson</b>	<b>21,955 *</b>

\* through 95 games

**#9**  
**P Jon Ryan**

## 158 Consecutive Games Played

In his tenth season in Seattle, punter Jon Ryan holds franchise records for most punts (762), punt yards (34,143), punts inside the 20 (274) and longest punt (77).

Ryan has also played in a franchise-record 158 consecutive games.

### Most Consecutive Games Played, Club History

<b>158</b>	<b>Jon Ryan</b>	<b>2008-</b>
135	Chris Gray	1998-2006
125	Joe Nash	1988-95

**#16**  
**WR Tyler Lockett**

## 44.3 Yards per Touchdown

Since 2015, Tyler Lockett has averaged 44.3 yards per touchdown, good for the second-highest yards per touchdown average in the NFL.

### Highest Yards per Touchdown Since 2015, NFL (min. 10 TD)

Player	TD	Yards	Avg.
Tyreek Hill, KC	20	1,019	51.0
<b>Tyler Lockett, Sea</b>	<b>12</b>	<b>531</b>	<b>44.3</b>
DeSean Jackson, TB	11	465	42.3

### Tyler Lockett Career Touchdowns (12)

- 57-yard punt return at St. Louis (9/13/15)
- 105 kickoff return vs. Chicago (9/27/15)
- 43-yard reception at San Francisco (10/22/15)
- 24-yard & 11-yard receptions vs. San Francisco (11/22/15)
- 49-yard & 8-yard receptions at Baltimore (12/13/15)
- 27-yard reception vs. Cleveland (12/20/15)
- 75-yard rush vs. Carolina (12/4/16)
- 57-yard reception vs. L.A. Rams (12/15/16)
- 1-yard reception vs. Philadelphia (12/3/17)
- 74-yard reception at Jacksonville (12/10/17)

**#25 CB Richard Sherman**  
**#29 FS Earl Thomas**  
**#31 Kam Chancellor**

## Richard Sherman

Before an Achilles injury ended his season, Richard Sherman started 99 consecutive games and never missed a game in his career (105).

He still leads the league with 32 interceptions and 103 passes defensed since the 2011 season.

## 8 Combined Player of the Week Honors

With his performance at the Rams (10/8), Earl Thomas earned his first-career NFC Defensive Player of the Week honor.

That gave Seattle's secondary trio of Thomas, Kam Chancellor and Richard Sherman eight total player of the week honors since 2012.

Sherman has won it four times (2012, twice in 2013, 2014), and Chancellor has won it three times (twice in 2014, 2016).

## 20 Interceptions Since 2011

Earl Thomas returned to form this season coming back from a broken leg suffered last year vs. Carolina (12/4/16) and is tied for the team-lead with two interceptions.

### Most Interceptions Since 2011

Player	No.
<b>Richard Sherman, Sea</b>	<b>32</b>
Reggie Nelson, Oak	27
Eric Weddle, Bal	23
Brent Grimes, TB	21
Patrick Peterson, Ari	21
Glover Quin, Det	21
<b>Earl Thomas, Sea</b>	<b>20</b>

## Most Interceptions in Club History

Richard Sherman and Earl Thomas rank fourth and sixth on Seattle's all-time interceptions list, respectively.

### Most Career Interceptions, Club History

Dave Brown, 1976-86	50
Eugene Robinson, 1985-95	42
John Harris, 1978-85	41
<b>Richard Sherman, 2011-</b>	<b>32</b>
Kenny Easley, 1981-87	32
<b>Earl Thomas, 2010-</b>	<b>25</b>
Marcus Trufant, 2003-12	21
Darryl Williams, 1996-99	20
Shawn Springs, 1997-2003	20
Keith Simpson, 1978-85	19

# Player Notes (by number)

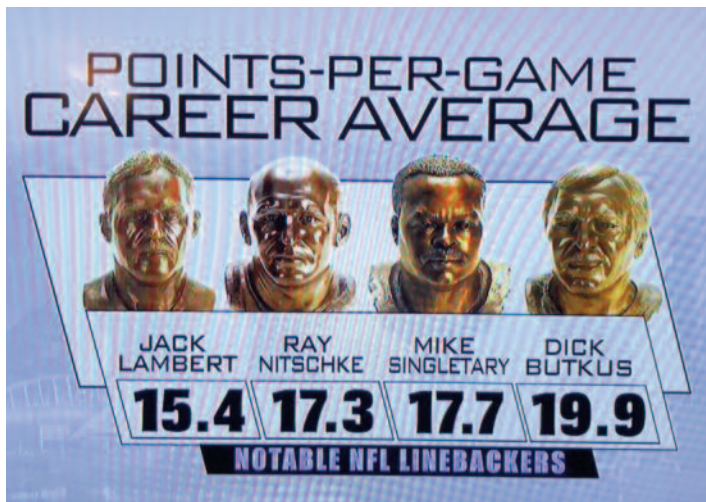


## #54 LB Bobby Wagner

### Defensive Player of the Year Candidate

In Bobby Wagner's 87 games played, the Seahawks defense has allowed just 16.6 points per game (1,441 points) since 2012, which ranks second in Hall of Fame company.

In the eight games he has missed due to injury, the Seahawks defense has allowed 20.5 points per game (164 points) and the team is 5-3 in his absence.



Bobby Wagner ranks fourth in the NFL with 130 tackles (league-leading 94 solo) this season.

He also has 12 quarterback hits, a fumble return for a touchdown, two interceptions, six passes defensed and 1.5 sacks, including a sack for a safety.

Last season, he became the first player in franchise history to record five-consecutive 100-tackle seasons, and made it six-consecutive this season.

#### 2017 NFL Leading Tacklers

Player	Total	Solo	Ast.
Blake Martinez, GB	136	90	46
Christian Kirksey, Cle	132	82	50
Preston Brown, Buf	131	75	56
<b>Bobby Wagner, Sea</b>	<b>130</b>	<b>94</b>	<b>36</b>
Joe Schobert, Cle	130	77	53

#### Most Tackles, Club History

Player	Year	Total	Solo	Ast.
1. Bobby Wagner	2016	167	85	82
2. Terry Beeson	1978	153	n/a	n/a
3. Chad Brown	1998	150	119	31
4. Anthony Simmons	2000	147	119	28
5. Bobby Wagner	2012	140	86	54

## #55 Frank Clark #72 DE Michael Bennett

### 17.5 Combined Sacks (5th NFL)

Frank Clark leads the team with 9.0 sacks (T11th NFC), one off his career-high set last season, and Michael Bennett is second with 8.5 sacks (T13th NFC).

The 17.5 combined sacks rank fifth in the NFL among defensive ends.

#### Most Combined Sacks Among DEs, NFL

No.	Teammates	Team
26.5	Calais Campbell (14.5) & Yannick Ngakoue (12.5)	Jac
21.5	Julius Peppers (11) & Mario Addison (10.5)	Car
20.0	Everson Griffen (13) & Danielle Hunter (7)	Min
18.5	Demarcus Lawrence (14.5) & Tyrone Crawford (4)	Dal
17.5	Frank Clark (9) & Michael Bennett (8.5)	Sea

## #88 Jimmy Graham

### Redzone Leader

Jimmy Graham leads the NFL with 24 redzone targets, ranks first with 15 redzone receptions, fourth with 94 yards and first with 10 redzone touchdowns.

#### Most Redzone Targets, NFL

Player	No.
<b>Jimmy Graham, Sea</b>	<b>24</b>
Davante Adams, GB	22
Rob Gronkowski, NE	21
Antonio Brown, Pit	20
Dez Bryant, Dal	20

#### Most Redzone Receptions, NFL

Player	Rec.
<b>Jimmy Graham, Sea</b>	<b>15</b>
Davante Adams, GB	15
Jarvis Landry, Mia	15
Kyle Rudolph, Min	14
Nelson Agholar, Phi	13

#### Most Redzone Touchdowns, NFL

Player	TD
<b>Jimmy Graham, Sea</b>	<b>10</b>
Zach Ertz, Phi	8
Jarvis Landry, Mia	8
Davante Adams, GB	7
Alshon Jeffery, Phi	7

# Player Notes (by number)



## Redzone Leader

### Most Redzone Yards, NFL

Player	Yards
Davante Adams, GB	140
Cooper Kupp, LAR	112
Larry Fitzgerald, Ari	98
<b>Jimmy Graham, Sea</b>	<b>94</b>
Travis Kelce, KC	92

## All-Time Touchdowns by a Tight End

With 10 touchdowns this season, Jimmy Graham has 69 career touchdowns, placing him in fourth in NFL history for touchdowns by a tight end.

### Most Touchdown Receptions by a TE, NFL History

1. Antonio Gates, LAC	114
2. Tony Gonzalez	111
3. Rob Gronkowski, NE	76
<b>4. Jimmy Graham, Sea</b>	<b>69</b>
5. Jason Witten, Dal	68
6. Shannon Sharpe	62

## 100 Yard Games Back-to-Back

Jimmy Graham became the first tight end in franchise history to record back-to-back 100 yard games in Weeks 3-4 in 2016, and holds four of the top-nine 100-yard games in franchise history.

### 100-yard Games by a TE, Franchise History

Player	Att.	Yards	Avg.	LG	TD
<b>Jimmy Graham vs. Car (10/18/15)</b>	<b>8</b>	<b>140</b>	<b>17.5</b>	<b>45</b>	<b>0</b>
Charle Young at SD (10/9/83)	7	140	20.0	43	0
Luke Willson at Ari (12/21/14)	3	139	46.3	80t	2
Itula Mili at SD (12/29/02)	7	119	17.0	49	0
<b>Jimmy Graham at NYJ (10/2/16)</b>	<b>6</b>	<b>113</b>	<b>18.8</b>	<b>27</b>	<b>0</b>
John Carlson at Dal (11/27/08)	6	105	17.5	33	0
Anthony McCoy vs. Ari (12/9/12)	3	105	35.0	67	0
<b>Jimmy Graham vs. Buf (11/7/16)</b>	<b>8</b>	<b>103</b>	<b>12.9</b>	<b>18t</b>	<b>2</b>
<b>Jimmy Graham vs. SF (9/25/16)</b>	<b>6</b>	<b>100</b>	<b>16.7</b>	<b>40</b>	<b>1</b>

## 5 100-Yard Games Since 2014

Jimmy Graham had three 100-yard games last season, and since 2014, his five 100-yard games ranks fifth in the NFL.

### 100-yard Games by a TE Since 2014, NFL

Rob Gronkowski, NE	14
Travis Kelce, KC	12
Greg Olsen, Car	9
Zach Ertz, Phi	6
<b>Jimmy Graham, Sea</b>	<b>5</b>
Martellus Bennett, NE	5

## #89

## Doug Baldwin

## 439 Seahawks Receptions

In Week 7 at the N.Y. Giants (10/22), Doug Baldwin passed Bobby Engram for fifth-place on Seattle's all-time receptions list.

### Most Receptions, Club History

1. 819	Steve Largent	1976-89
2. 581	Brian Blades	1988-98
3. 471	John L. Williams	1986-93
4. 441	Darrell Jackson	2000-06
<b>5. 439</b>	<b>Doug Baldwin</b>	<b>2011-</b>
6. 399	Bobby Engram	2001-08
7. 283	Joey Galloway	1995-99
8. 244	Koren Robinson	2001-04, '08
9. 232	Sam McCullum	1976-81
10. 218	Mack Strong	1994-07

## 5,855 Seahawks Receiving Yards

Doug Baldwin ranks fourth in Seahawks history with 5,855 receiving yards.

### Most Receiving Yards, Club History

1. 13,089	Steve Largent	1976-89
2. 7,620	Brian Blades	1988-98
3. 6,445	Darrell Jackson	2000-06
<b>4. 5,855</b>	<b>Doug Baldwin</b>	<b>2011-</b>
5. 4,859	Bobby Engram	2001-08
6. 4,457	Joey Galloway	1995-99
7. 4,151	John L. Williams	1986-93
8. 3,567	Koren Robinson	2001-04, '08
9. 3,409	Sam McCullum	1976-81
10. 2,347	Deion Branch	2006-10

## 42 Seahawks Receiving Touchdowns

In Week 7 at the N.Y. Giants (10/22), Doug Baldwin moved in to third-place on Seattle's all-time receiving touchdowns list.

### Most Receiving Touchdowns, Club History

1. 100	Steve Largent	1976-89
2. 47	Darrell Jackson	2000-06
<b>3. 42</b>	<b>Doug Baldwin</b>	<b>2011-</b>
4. 37	Joey Galloway	1995-99
5. 36	Daryl Turner	1984-87
6. 34	Brian Blades	1988-98
7. 21	Sam McCullum	1976-81
8. 18	Bobby Engram	2001-08
9. 16	John L. Williams	1986-93
10. 15	four players tied	



## Seventh-Winningest Active Head Coach (Belichick, Reid, Fox, McCarthy, Lewis, Tomlin)

Pete Carroll ranks 34th in NFL history with 122 combined wins and was the 39th coach in NFL history with 100 wins in the regular season.

### Most Combined Wins in NFL History

Coach	Regular Season				Postseason			Combined			
	W	L	T	Pct.	W	L	Pct.	W	L	T	Pct.
28. Dick Vermeil	120	109	0	.524	6	5	.545	126	114	0	.525
29. Jim Mora	125	106	0	.541	0	6	.000	125	112	0	.527
30. Marvin Lewis, Cin	124	112	3	.525	0	7	.000	124	119	3	.510
George Seifert	114	62	0	.648	10	5	.667	124	67	0	.649
32. Sid Gillman	122	99	7	.552	1	5	.167	123	104	7	.542
Mike Tomlin, Pit	115	60	0	.657	8	6	.571	123	66	0	.651
<b>34. Pete Carroll, Sea</b>	<b>112</b>	<b>78</b>	<b>1</b>	<b>.589</b>	<b>10</b>	<b>7</b>	<b>.588</b>	<b>122</b>	<b>85</b>	<b>1</b>	<b>.589</b>
35. George Allen	116	47	5	.712	2	7	.222	118	54	5	.686
Norv Turner	114	122	1	.483	4	4	.500	118	126	1	.484
37. Dennis Green	113	94	0	.546	4	8	.333	117	102	0	.534

## 122 Career Wins for Pete Carroll (Regular + Postseason)

Pete Carroll became the 43rd head coach in NFL history with 100 combined wins.

Year	Team	W	L	T	Pct.	Finish
1994	N.Y. Jets	6	10	0	.375	5th, AFC East
1997	New England	10	6	0	.625	1st, AFC East
						<i>Wild Card victory vs. Miami, 17-3</i>
						<i>Divisional Playoff loss at Pittsburgh, 7-6</i>
1998	New England	9	7	0	.563	4th, AFC East
						<i>Wild Card loss at Jacksonville, 25-10</i>
1999	New England	8	8	0	.500	T4th, AFC East
2010	Seattle	7	9	0	.438	1st, NFC West
						<i>Wild Card victory vs. New Orleans, 41-36</i>
						<i>Divisional Playoff loss at Chicago, 35-24</i>
2011	Seattle	7	9	0	.438	3rd, NFC West
2012	Seattle	11	5	0	.688	2nd, NFC West
						<i>Wild Card victory at Washington, 24-14</i>
						<i>Divisional Playoff loss at Atlanta, 30-28</i>
2013	Seattle	13	3	0	.813	1st, NFC West
						<i>Divisional Playoff victory vs. New Orleans, 23-15</i>
						<i>Championship Game victory vs. San Francisco, 23-17</i>
						<i>Super Bowl XLVIII victory vs. Denver, 43-8</i>
2014	Seattle	12	4	0	.750	
						<i>Divisional Playoff victory vs. Carolina, 31-17</i>
						<i>Championship Game victory vs. Green Bay, 28-22</i>
						<i>Super Bowl XLIX loss vs. New England, 28-24</i>
2015	Seattle	10	6	0	.600	2nd, NFC West
						<i>Wild Card victory at Minnesota, 10-9</i>
						<i>Divisional Playoff loss at Carolina, 31-24</i>
2016	Seattle	10	5	1	.656	1st, NFC West
						<i>Wild Card victory vs. Detroit, 26-6</i>
						<i>Divisional Playoff loss at Atlanta, 36-20</i>
2017	Seattle	9	6	0	.600	
Reg. Season (12 Yrs.)		112	78	1	.589	
Postseason (8 Yrs.)		10	7	0	.588	
Combined Record		122	85	1	.589	



# Steve Hutchinson Eligible for HOF



## 76 Steve Hutchinson

Guard 6-5 311

Michigan

5 Seahawks Seasons, 12 NFL Seasons

1st Round 2001

Seattle Games/Starts: 68/68

Career Games/Starts: 169/169

Birthdate: November 1, 1977

Fort Lauderdale, Fla.



Former Seahawks first-round draft choice (17th overall), left guard Steve Hutchinson, will be eligible for the Pro Football Hall of Fame's Class of 2018.

A seven-time All-Pro, he earned first-team honors in 2003, 2005, 2007-09 and second-team honors in 2004 and 2006, while being named to the NFL's All-Decade Team Offensive Line for the 2000s. He was also a seven-time Pro Bowler.

He started all 169 regular season games played and all eight postseason games played, helping his teams to four division titles, one conference title and a Super Bowl XL appearance after the 2005 season with Seattle.

Along with teammate and Hall of Fame left tackle Walter Jones, the two were the most dominant left-side duo of their time.

Hutchinson's running backs Shaun Alexander and Adrian Peterson earned eight Pro Bowls between each other running behind his blocks and Alexander earned NFL MVP honors after rushing for a franchise-record 1,880 yards and accumulating an NFL record 28 total touchdowns in 2005.

In 11 of his 12 seasons with Seattle (2001-05), Minnesota (2006-11) and Tennessee (2012), Hutchinson blocked for a 1,000-yard rusher.

Hutchinson played four years at the University of Michigan, starting 46 of 47 games played, and became the second player in Michigan history to garner first-team All-Big Ten honors four times. He was also a first-team All-America his junior and senior seasons and named a freshman All-American his freshman year.

### Pro Bowl Running Backs behind Steve Hutchinson

Shaun Alexander, Sea	2003-05
Adrian Peterson, Min	2007-10, 2012

### NFL All-Decade Team Offensive Line for the 2000s

**Guard:** Steve Hutchinson, Larry Allen, Will Shields, Alan Faneca  
**Tackle:** Walter Jones, Jonathan Ogden, Orlando Pace, Willie Roaf  
**Center:** Kevin Mawae, Olin Kruetz

### Hutchinson's 1,000-yard Rushers

Player, Year	Yards
Shaun Alexander, 2001	1,318
Shaun Alexander, 2002	1,175
Shaun Alexander, 2003	1,435
Shaun Alexander, 2004	1,696
Shaun Alexander, 2005	1,880 *
Chester Taylor, 2006	1,216
Adrian Peterson, 2007	1,341
Adrian Peterson, 2008	1,760
Adrian Peterson, 2009	1,383
Adrian Peterson, 2010	1,298
Adrian Peterson, 2011	970 ^
Chris Johnson, 2012	1,243

\* NFL MVP

^ Injured, played in 12 games

# CenturyLink Field Enhancements



On August 14, the Seattle Seahawks announced enhancements to the fan experience on gamedays at CenturyLink Field.

Last season, Seahawks fans rated the Seahawks' gameday experience No. 1 in the NFL, based on the NFL's Voice of the Fan survey data collected for each team from thousands of NFL fans league-wide. The Seahawks are always looking to exceed fan expectations at every opportunity and fan feedback collected throughout the season played a vital role in many of the new gameday upgrades. New enhancements in 2017 include:

- On March 1, the Seahawks and First & Goal, Inc. created First & Goal Hospitality as part of a continued effort to enhance the gameday experience at CenturyLink Field. FGH manages and operates all general concessions and premium dining at Seahawks games and other stadium and event center events. By managing concessions, it is easier to bring fans new offerings and expanded menu. New this season:
  - o Stadium Street Market: FGH partnered with award-winning executive chef and Huxley Wallace Collective founder Josh Henderson to celebrate local restaurant talent through marketplace concepts. The Stadium Street Market, located at section 115, will showcase four local chefs each game who will bring the flair from their restaurants to your gameday experience.
  - o Night Market: Located in the West Field Plaza, this marketplace will feature global offerings from popular local restaurants in the International District, Pioneer Square and SODO.
  - o Tapped & Corked: Already a fan favorite in section 120, an additional open concept bar will be available in section 139 to offer local craft beers and select Washington wines.
  - o Papa John's Pizza: Back by popular demand, Papa John's pizza will now be available at all former Pizza of Seattle locations at sections 107, 137, 307 and 333.
  - o More Pho Rito: In section 105, fans will enjoy more unique concepts including the Pho Rito from our local partners at Pho Cyclo.
  - o More Options Upstairs: New experiences have been added on the east side of the upper level, including Smokehouse BBQ in section 305 and an Elysian Brewing Company walk-in bar featuring local craft beers in section 309.
  - o Farm-to-Stadium Ingredients: The Seahawks are proud to take their sustainability program full circle by partnering with Cedar Grove and their Sound Sustainable Farm to take compost and use it to grow fresh produce served at CenturyLink Field.
- After reviewing fan feedback collected through fan surveys, the Seahawks significantly increased the number of toilet fixtures in men's restrooms by 32% in the upper level of the stadium, including a 59% increase in the south end of the upper level near the Toyota Fan Deck. In total, 79 additional toilet fixtures have been added in men's and women's restrooms in the upper level.
- This past offseason, the Seahawks upgraded the video and audio elements at CenturyLink Field, including:
  - o Upgraded to high definition (HD) 1080p on the primary video boards
  - o Added live video display capabilities to the digital hustle boards
  - o Launched a new wireless camera system to bring unique live footage angles and perspectives to the game presentation.
  - o Increased the number of camera feeds from eight to 16 to showcase different camera angles on the primary video boards
  - o Installed four new speakers in the corners of the upper deck to supplement the current audio system
  - o Enhanced in-stadium Wi-Fi

Fans are also encouraged to download the Seahawks Mobile App to improve their game day experience. New this season, fans are able to stop by any Seahawks Pro Shop location and use their in-app mobile discount card to receive 15% off Seahawks merchandise. The app also allows fans quick access to a variety of stats, extensive gameday information and "Eye of the Hawk" video feature with live and on-demand video from 16 different angles for fans attending CenturyLink Field. Fans are able to manage their account in the app by transferring tickets to friends, securely posting tickets for resale on NFL Ticket Exchange and downloading game tickets to a mobile phone.

## Seahawks Gameday Experience Ranked No. 1 in the NFL

### NFL's Voice of the Fan survey

After each NFL game, the league surveys thousands of fans league-wide to get their input on their gameday experience, including the process of arriving and leaving the stadium, the guest services experience, sense of safety and security, the quality and variety of the food and beverages, and the overall game experience. For the 2016 season, Seahawks fans ranked the Seahawks' gameday experience No. 1 in the NFL.

**SEATTLE SEAHAWKS / WEEK 16 / THROUGH MONDAY, DECEMBER 25, 2017**

WON 9, LOST 6				* RUSHING				No.	Yds	Avg	Long	TD		
09/10	L	9-17	at Green Bay	78,381	Wilson	90	550	6.1	29	3				
09/17	W	12- 9	San Francisco	68,729	Carson	49	208	4.2	30	0				
09/24	L	27-33	at Tennessee	69,127	M. Davis	58	192	3.3	22	0				
10/01	W	46-18	Indianapolis	68,872	Lacy	69	179	2.6	19	0				
10/08	W	16-10	at L.A. Rams	60,745	McKissic	42	178	4.2	30t	1				
10/22	W	24- 7	at N.Y. Giants	78,527	Rawls	55	149	2.7	23	0				
10/29	W	41-38	Houston	69,025	Lockett	10	58	5.8	22	0				
11/05	L	14-17	Washington	68,927	Prosise	11	23	2.1	8	0				
11/09	W	22-16	at Arizona	64,639	Fowler LG	2	4	2.0	3t	1				
11/20	L	31-34	Atlanta	69,026	A. Davis	1	-1	-1.0	-1	0				
11/26	W	24-13	at San Francisco	70,134	Baldwin	2	-8	-4.0	-3	0				
12/03	W	24-10	Philadelphia	69,075	TEAM	387	1528	3.9	30t	4				
12/10	L	24-30	at Jacksonville	64,431	OPPONENTS	419	1708	4.1	75t	13				
12/17	L	7-42	L.A. Rams	69,077	* RECEIVING	No.	Yds	Avg	Long	TD				
12/24	W	21-12	at Dallas	92,150	Baldwin	71	901	12.7	54	6				
12/31			Arizona		Graham	54	475	8.8	33	10				
			Sea.	Opp.	P. Richardson	44	703	16.0	61t	6				
TOTAL FIRST DOWNS			286	297	Lockett	42	530	12.6	74t	2				
Rushing			82	83	McKissic	31	246	7.9	27t	2				
Passing			174	172	Willson	15	153	10.2	27t	4				
Penalty			30	42	M. Davis	13	115	8.8	23	0				
3rd Down: Made/Att			78/200	81/208	Vannett	12	124	10.3	21	1				
3rd Down Pct.			39.0	38.9	Rawls	7	74	10.6	22	0				
4th Down: Made/Att			4/8	7/15	Darboh	7	66	9.4	16	0				
4th Down Pct.			50.0	46.7	Carson	7	59	8.4	10t	1				
POSSESSION AVG.			29:26	30:34	Prosise	6	87	14.5	46	0				
TOTAL NET YARDS			4990	4913	Lacy	6	47	7.8	14	0				
Avg. Per Game			332.7	327.5	McEvoy	5	113	22.6	53	0				
Total Plays			953	977	Madden	2	65	32.5	66	0				
Avg. Per Play			5.2	5.0	TEAM	322	3758	11.7	74t	32				
NET YARDS RUSHING			1528	1708	OPPONENTS	310	3472	11.2	75t	18				
Avg. Per Game			101.9	113.9	* INTERCEPTIONS	No.	Yds	Avg	Long	TD				
Total Rushes			387	419	Thomas	2	97	48.5	78t	1				
NET YARDS PASSING			3462	3205	J. Coleman	2	58	29.0	30t	2				
Avg. Per Game			230.8	213.7	Sherman	2	20	10.0	19	0				
Sacked/Yards Lost			40/296	38/267	Wagner	2	7	3.5	7	0				
Gross Yards			3758	3472	N. Jones	1	24	24.0	24	0				
Att./Completions			526/322	520/310	S. Richardson	1	5	5.0	5	0				
Completion Pct.			61.2	59.6	Wright	1	1	1.0	1	0				
Had Intercepted			12	13	Maxwell LG	1	0	0.0	0	0				
PUNTS/AVERAGE			84/45.2	79/43.8	Maxwell TM	1	0	0.0	0	0				
NET PUNTING AVG.			84/38.8	79/40.8	Wilhoite	1	0	0.0	0	0				
PENALTIES/YARDS			140/1242	98/853	TEAM	13	212	16.3	78t	3				
FUMBLES/BALL LOST			16/5	21/11	OPPONENTS	12	145	12.1	69	0				
TOUCHDOWNS			40	32	* PUNTING	No.	Yds	Avg	Net	TB	In	Lg	B	
Rushing			4	13	Ryan	84	3793	45.2	38.8	5	27	74	0	
Passing			32	18	TEAM	84	3793	45.2	38.8	5	27	74	0	
Returns			4	1	OPPONENTS	79	3460	43.8	40.8	2	27	66	0	
* SCORE BY PERIODS	Q1	Q2	Q3	Q4	OT	PTS	* PUNT RETURNS	Ret	FC	Yds	Avg	Long	TD	
TEAM	49	69	92	132	0	342	Lockett	32	21	198	6.2	21	0	
OPPONENTS	46	112	87	61	0	306	TEAM	32	21	198	6.2	21	0	
* SCORING	TD-Ru-Pa-Rt	K-PAT	FG	S	PTS	OPPONENTS	43	17	436	10.1	72	0		
Walsh	0	0	0	0	34/35	20/27	0	94	* KICKOFF RETURNS	No.	Yds	Avg	Long	TD
Graham	10	0	10	0	0	0	62	Lockett	33	793	24.0	57	0	
Baldwin	6	0	6	0	0	0	38	Glowinski TM	1	0	0.0	0	0	
P. Richardson	6	0	6	0	0	0	36	Pocic	1	13	13.0	13	0	
Willson	4	0	4	0	0	0	24	Vannett	1	0	0.0	0	0	
McKissic	3	1	2	0	0	0	18	Willson	1	16	16.0	16	0	
Wilson	3	3	0	0	0	0	18	TEAM	37	822	22.2	57	0	
J. Coleman	2	0	0	2	0	0	12	OPPONENTS	36	689	19.1	50	0	
Lockett	2	0	2	0	0	0	12	* FIELD GOALS	1-19	20-29	30-39	40-49	50+	
Wagner	1	0	0	1	1	8	Walsh	0/ 0	6/ 6	7/10	7/10	0/ 1		
Carson	1	0	1	0	0	6	TEAM	0/ 0	6/ 6	7/10	7/10	0/ 1		
Fowler LG	1	1	0	0	0	6	OPPONENTS	1/ 1	3/ 3	13/15	7/ 9	3/ 3		
Thomas	1	1	0	0	0	6	Walsh: (33G,21G,41G)(25G,27G)(44G,37N)(48G,							
Vannett	1	0	1	0	0	6	49G,35G)(39G)(21G,21G)(44N,39N)(33G,43G)							
Chancellor	0	0	0	0	1	2	(30G,37G,46G,52N)(48N,34G)(46G)(38N,28G)(())							
TEAM	40	4	32	4	34/35	20/27	2	342	OPP: (40G)(40G,37G,34G)(24G,37G,47G,35G)(40G)					
OPPONENTS	32	13	18	1	29/31	27/31	2	306	(35G,36N)(47N)(31G)(28G)(43G)(44G,19G)(38G,42G)					
2-Pt Conv: Baldwin, Graham, TM 2-5, OPP 0-1									(26G)(38G,51G,32G)(36G,31G)(34G,51G,51G,39G,34N,					
SACKS: Clark 9, Bennett 8.5, Freeney TM 3,									48N)					
Jordan 3, M. Smith 2.5, N. Jones 2, J. Coleman 1.5, J. Reed 1.5, Wagner 1.5, Avril 1, Garvin 1, Griffin 1, Jefferson LG 1, Jefferson TM 1, S. Richardson 1, Jackson 0.5, TM 38, OPP 40														
FUM/LOST: Wilson 12/3, Britt 1/0, McEvoy 1/1, Rawls 1/1, Wagner 1/0														
* PASSING	Att	Cmp	Yds	Cmp%	Yds/Att	TD	TD%	Int	Int%	Long	Sack/Lost	Rating		
Wilson	524	321	3762	61.3	7.18	32	6.1	11	2.1	74t	40/ 296	94.7		
McEvoy	1	0	0	0.0	0.00	0	0.0	1	100.0	---	0/ 0	0.0		
Ryan	1	1	-4	100.0	-4.00	0	0.0	0	0.0	-4	0/ 0	79.2		
TEAM	526	322	3758	61.2	7.14	32	6.1	12	2.3	74t	40/ 296	93.6		
OPPONENTS	520	310	3472	59.6	6.68	18	3.5	13	2.5	75t	38/ 267	80.7		

# Defensive Statistics



	Total	Solo	Assist	Sacks	Yards	QH	Int	PD	FF	FR
Wagner, B.	130	94	36	1.5	13.0	12	2	6	0	1
Wright, K.	100	69	31	0	0	2	1	6	0	1
Thomas, E.	82	51	31	0	0	0	2	6	1	0
McDougald, B.	64	44	20	0	0	0	0	4	0	0
Griffin, S.	52	44	8	1.0	5.0	1	0	13	0	0
Chancellor, K.	48	33	15	0	0	0	0	2	1	0
Richardson, S.	41	25	16	1.0	5.0	7	1	1	1	2
Reed, J.	40	20	20	1.5	7.5	6	0	1	1	0
Bennett, M.	39	25	14	8.5	56.5	23	0	1	0	0
Sherman, R.	35	25	10	0	0	0	2	7	0	1
Coleman, J.	33	25	8	1.5	9.0	3	2	8	0	0
Maxwell, B.	31	27	4	0	0	0	1	5	1	0
Clark, F.	30	17	13	9.0	73.5	20	0	1	2	1
Lane, J.	27	17	10	0	0	0	0	0	0	0
Wilhoite, M.	23	16	7	0	0	0	1	1	0	0
Jones, N.	19	10	9	2.0	14.0	4	1	3	0	1
Garvin, T.	17	9	8	1.0	6.0	3	0	1	0	0
Jordan, D.	15	8	7	3.0	18.0	5	0	0	0	0
Smith, M.	14	8	6	2.5	10.5	6	0	1	2	0
Jackson, B.	10	7	3	0.5	4.0	2	0	1	0	0
Jefferson, Q.	7	6	1	1.0	8.0	4	0	0	0	0
Smith, G.	7	4	3	0	0	1	0	0	0	0
Freeney, D.	3	3	0	3.0	31.0	4	0	1	0	0
Alexander, D.	2	2	0	0	0	0	0	0	0	0
Avril, C.	2	2	0	1.0	6.0	2	0	0	0	0
Thorpe, N.	2	2	0	0	0	0	0	2	0	0
Bass, D.	1	0	1	0	0	0	0	0	0	0

## Special Teams Tackles

	Total	Solo	Assist	FF	FR	Blocks
Thorpe, N.	9	7	2	0	1	0
Alexander, D.	8	7	1	0	0	0
Coleman, J.	8	7	1	0	0	0
McDougald, B.	8	6	2	0	0	0
Garvin, T.	7	6	1	1	0	0
Madden, T.	6	3	3	0	0	0
Hill, D.	5	3	2	0	0	0
McEvoy, T.	4	4	0	1	0	0
Thompson, T.	4	2	2	0	2	0
Wilhoite, M.	4	3	1	0	0	0
Dawson, P.	3	2	1	0	0	0
Lane, J.	3	3	0	0	0	1
Ott, T.	3	3	0	0	0	0
Willson, L.	3	3	0	0	0	0
Vannett, N.	2	1	1	0	0	0
Chancellor, K.	1	1	0	0	0	0
Darboh, A.	1	1	0	0	0	0
Griffin, S.	1	0	1	0	0	0
McDonald, D.	1	1	0	0	0	0
McKissic, J.	1	1	0	0	0	0
Ryan, J.	1	1	0	0	0	0
Smith, M.	1	1	0	0	0	0

## Fumbles

	Fum	Lost	Own-Rec	O.B.
Wilson, R.	12	3	6	2
Britt, J.	1	0	0	0
McEvoy, T.	1	1	0	0
Rawls, T.	1	1	1	0
Wagner, B.	1	0	0	0
Willson, L.	0	0	1	0



# Transactions



1/3 Placed on injured reserve Signed	LS Nolan Frese LS Tyler Ott	5/12 cont. Signed	FB Algernon Brown QB Skyler Howard	8/16 Waived/injured Released	S Jordan Simone WR Jamel Johnson
1/4 Released Signed	S Tyvis Powell WR Devin Hester		DT Jeremy Liggins LB Otha Peters	Signed	CB Tramaine Brock LB Rodney Butler
1/16 Signed 2017 future contract	C Ross Burbank FS Pierre Desir RB George Farmer DT Tylor Harris DT Shaneil Jenkins FB Malcolm Johnson WR Kenny Lawler TE Marcus Lucas C/G Will Pericak RB Kelvin Taylor	5/15 Released  Signed	WR Darreus Rogers G Jordan Roos TE Tyrone Swoopes LB Nick Usher TE Bryce Williams FB Malcolm Johnson FB Brandon Cottom QB Skyler Howard FB Kyle Coleman WR Speedy Noil	8/17 Signed to extension 8/21 Waived/injured Signed Waived/injured Traded to Philadelphia Acquired from Philadelphia	C Justin Britt T Justin Senior T Tyrus Thompson TE Marcus Lucas 2018 5th Rd. Choice T Matt Tobin 2018 7th Rd. Choice WR Jermaine Kearse '18 2nd Rd. draft pick '18 7th Rd. draft pick DT Sheldon Richardson '18 7th Rd. draft pick TE Steve Donatell '18 7th Rd. draft pick CB Justin Coleman CB Tramaine Brock '18 7th Rd. draft pick DE Cassius Marsh '18 5th Rd. draft pick '18 7th Rd. draft pick Traded to Kansas City Acquired from Kansas City Placed on injured reserve
1/19 Signed 2017 future contract	TE Chris Briggs DT Rodney Coe WR Jamel Johnson DB Demetrius McCray WR Rodney Smith	5/17 Signed draft pick 5/19 Signed draft pick 5/23 Signed draft pick 5/25 Signed draft pick 5/31 Released	CB Mike Tyson DT Nazair Jones WR Amara Darboh DT Malik McDowell WR Speedy Noil RB Troymaine Pope FS Marcus Cromartie SS Jordan Simone QB Jake Heaps QB Austin Davis TE Bryce Williams TE Steve Donatell G/T Ethan Pocic CB Shaquill Griffin S Delano Hill	9/1 Traded to N.Y. Jets  Acquired from N.Y. Jets  Released Traded to New England Acquired from New England	CB Justin Coleman CB Tramaine Brock '18 7th Rd. draft pick DE Cassius Marsh '18 5th Rd. draft pick '18 7th Rd. draft pick T Isaiah Battle S Marcus Cromartie CB DeAndre Elliott T George Fant CB DeShawn Shead DE Dion Jordan DT Malik McDowell LB Christian French CB Demetrius McCray DT Rodney Coe
1/20 Signed 2017 future contract	CB Perrish Cox T Robert Myers K Blair Walsh	Signed	6/5 Released Signed 6/8 Released	9/2 Traded to Minnesota Acquired from Minnesota Traded to New England Acquired from New England	Placed on PUP Placed on non-football inj.  Waived/injured
2/9 Signed	G/T Luke Joeckel		6/9 Signed draft pick 6/15 Signed draft pick		LB Mike Morgan FB Marcel Reece DT Ahtyba Rubin QB Trevone Boykin T Darrell Brown LB Rodney Butler RB Alex Collins RB Mike Davis CB Pierre Desir WR Cyril Grayson, Jr. DT Tylor Harris C Joey Hunt DT Quinton Jefferson WR Kenny Lawler DT Jeremy Liggins DT Greg Milhouse WR David Moore LB Kache Palacio C/G Will Pericak LB Otha Peters
3/11 Signed	RB Eddie Lacy				
3/14 Signed Re-signed	CB Neiko Thorpe				
3/17 Signed Re-signed	LB Arthur Brown CB DeShawn Shead				
3/20 Re-signed Signed	TE Luke Willson G/T Oday Aboushi				
3/22 Signed	K John Lunsford S Bradley McDougald	7/28 Traded to Kansas City Acquired from Kansas City Hired as offensive assistant	LB Kevin Pierre-Louis LB D.J. Alexander Lemuel Jeanpierre		
3/24 Signed	LB Michael Wilhoite		7/29 Released		
3/28 Signed Re-signed	LB Terence Garvin LB Dewey McDonald				
4/10 Signed	WR Cyril Grayson, Jr.				
4/14 Signed	DE Dion Jordan				
4/18 Signed Re-signed	LB Kache Palacio RB Terrence Magee RB Troymaine Pope	7/30 Signed 7/31 Released Signed	FB Algernon Brown LB Nick Usher FB Marcel Reece DE Marcus Smith DT Rodney Coe LB Arthur Brown LB Mike Morgan	Terminated veteran contract	
5/2 Signed	QB Jake Heaps	8/1 Signed contract extension	S Kam Chancellor	Waived	
5/5 Re-signed	FB Brandon Cottom	8/2 Released	LS Nolan Frese		
5/8 Claimed	RB Mike Davis	8/3 Released	WR Rodney Smith		
5/9 Signed Released	DE David Bass CB Perrish Cox TE Chris Briggs C Ross Burbank DT Rodney Coe RB George Farmer WR Jamel Johnson K John Lunsford RB Terrence Magee	8/6 Released Signed 8/8 Released Waived/injured 8/9 Signed	WR Jamel Johnson S Jordan Simone T Darrell Brown FB Kyle Coleman T Robert Myers DT Greg Milhouse S Jordan Simone LB Ronald Powell DE Christian French DT Shaneil Jenkins WR Rodney Smith		
5/12 Signed draft picks	RB Chris Carson WR David Moore T Justin Senior FS Tedric Thompson	8/10 Waived/injured Signed 8/12 Released Signed			

# Transactions



9/2 cont. Waived	WR Darreus Rogers DT Garrison Smith WR Rodney Smith TE Tyrone Swoopes T Tyrus Thompson CB Mike Tyson WR Kasen Williams	11/14 Placed on injured reserve  Signed Signed from practice squad Placed on PS injured reserve Signed to practice squad	RB C.J. Prosise CB Richard Sherman CB Byron Maxwell RB Mike Davis CB Akeem King S Alex Carter CB Trovon Reed LB Paul Dawson
9/4 Signed to practice squad	QB Trevone Boykin LB Austin Calitro RB Mike Davis WR Cyril Grayson, Jr. C Joey Hunt T Jarron Jones WR David Moore DT Garrison Smith TE Tyrone Swoopes CB Mike Tyson	11/21 Released Released from practice sq.	DE Dwight Freeney S Alex Carter
9/8 Released from practice sq. Signed to practice squad	WR Cyril Grayson, Jr. WR Kenny Lawler	11/22 Signed from practice sq. Signed to practice squad	WR David Moore FB Kyle Coleman LB Kache Palacio DT Garrison Smith DT Rodney Coe FB Kyle Coleman T Willie Beavers TE Steve Donatell
9/13 Released from practice sq.  Signed to practice squad	T Jarron Jones WR Kenny Lawler TE Gabe Holmes CB Akeem King DE David Bass	11/28 Released Signed from practice squad Released from prac. squad Signed to practice squad	LB Josh Forrest T Isaiah Battle C Joey Hunt TE Steve Donatell T Isaiah Battle WR Cyril Grayson, Jr. DT Garrison Smith
9/19 Released Signed from practice squad Released from practice sq. Signed to practice squad	DT Garrison Smith LB Austin Calitro LB Joseph Jones CB Tyvis Powell	12/2 Placed on injured reserve Released from prac. squad.	CB Trovon Reed FB Jalston Fowler DT Rodney Coe
9/27 Placed on injured reserve Claimed off waivers Released from practice sq.  Signed to practice squad	LB Dewey McDonald LB Justin March-Lillard TE Gabe Holmes CB Tyvis Powell WR K.J. Brent DE Branden Jackson	12/5 Signed from practice squad Released from prac. squad Signed to practice squad	DT Garrison Smith DT Garrison Smith CB Trovon Reed FB Jalston Fowler DT Rodney Coe DT Garrison Smith
10/2 Placed on injured reserve Signed from L.A. Rams PS	RB Chris Carson DE Quinton Jefferson	12/12 Released from prac. squad Signed to practice squad Released Signed from practice squad	G Oday Aboushi LB Paul Dawson LB Jason Thompson S Kam Chancellor G Mark Glowinski LB Kache Palacio CB Mike Tyson
10/7 Released Signed from practice squad	LB Justin March-Lillard DE Branden Jackson	12/13 Placed on injured reserve Signed from practice squad Signed to practice squad	LB Kache Palacio S Alex Carter DE Noble Nwachukwu
10/16 Signed to practice squad	LB Josh Forrest	12/14 Placed on injured reserve Released Signed from practice squad	LB Kache Palacio CB Mike Tyson
10/20 Placed on injured reserve	DE Cliff Avril	12/19 Released Signed to practice squad	LB Kache Palacio
10/24 Released from practice sq.	CB Tyvis Powell	12/21 Signed to practice squad	LB Kache Palacio
10/25 Signed Signed to practice squad	DE Dwight Freeney DT Rodney Coe	12/23 Activated from PUP <i>(1,820th transaction since 2010)</i>	CB DeShawn Shead
11/1 Released Traded to Houston  Acquired from Houston	T Isaiah Battle 2018 3rd Rd. Pick 2019 2nd Rd. Pick T Duane Brown 2018 5th Rd. Pick		
11/7 Placed on injured reserve Signed off practice squad Signed to practice squad Signed to Denver's 53-man roster from practice squad	FB Tre Madden LB Josh Forrest T Isaiah Battle LB Joseph Jones		
11/8 Placed on injured reserve Activated from Non-FB Inj.	T Rees Odhiambo DE Dion Jordan		

# Participation Chart



Game Date																	2017			
	1 9/10 @GB	2 9/17 SF	3 9/24 @Ten	4 10/1 Ind	5 10/8 @LAR	6 10/22 @NYG	7 10/29 Hou	8 11/5 Was	9 11/9 @Ari	10 11/20 Atl	11 11/26 @SF	12 12/3 Phi	13 12/10 @Jac	14 12/17 LAR	15 12/24 @Dal	16 12/31 Ari	G	S	IN	DNP
Aboushi, O.	dnp	in	RG	RG	RG	RG	RG	RG	RG	RG	in	in	in	ir	ir		8	8	4	1
Alexander, D.	lb	sub	in	sub	sub	sub	sub	sub	sub	sub	in	sub	lb	sub	in		12	0	3	0
Avril, C.	RDE	RDE	RDE	RDE	in	ir	ir	ir	ir	ir	ir	ir	ir	ir	ir		4	4	1	0
Baldwin, D.	WR	WR	WR	WR	WR	WR	WR	WR	WR	WR	WR	WR	WR	WR	WR		15	15	0	0
Bass, D.	de	de															2	0	0	0
Battle, I.	in	in	in	in	in	in	in		ps	ps	ps		ps	ps	ps		0	0	7	0
Bennett, M.	LDE	LDE	LDE	LDE	LDE	LDE	LDE	LDE	LDE	LDE	LDE	LDE	LDE	LDE	LDE		15	15	0	0
Britt, J.	C	C	C	C	C	C	C	C	C	C	C	C	C	C	C		15	15	0	0
Brown, D.								LT	LT	LT	LT	LT	LT	LT	LT		8	8	0	0
Carson, C.	RB	rb	RB	RB	ir	ir	ir	ir	ir	ir	ir	ir	ir	ir	ir		4	3	0	0
Chancellor, K.	SS	SS	SS	SS	SS	SS	SS	SS	SS	in	in	in	in	ir	ir		9	9	4	0
Clark, F.	de	de	de	de	RDE	RDE	RDE	RDE	RDE	RDE	RDE	RDE	RDE	RDE	RDE		15	11	0	0
Coe, R.							ps	ps	ps	ps	ps	in	dt				1	0	1	0
Coleman, J.	cb	sub	cb	cb	CB	cb	CB	cb	cb	cb	cb	CB	cb	CB	CB		15	5	0	0
Darboh, A.	wr	wr	wr	wr	wr	wr	wr	wr	wr	wr	wr	wr	wr	wr	wr		15	0	0	0
Davis, A.	dnp	dnp	dnp	dnp	dnp	qb	dnp	dnp	qb	dnp	dnp	dnp	qb	dnp	dnp		3	0	0	12
Davis, M.	ps	ps	ps	ps	ps	ps	ps	ps	ps	ps	ps	ps	ps	ps	ps		5	5	1	0
Dawson, P.										ps	ps	ps	ps	sub	sub		2	0	0	0
Forrest, J.								in	lb	sub	ir	ir	ir	ir	ir		2	0	1	0
Freaney, D.						de	de		de	de							4	0	0	0
Garvin, T.	OLB	in	sub	lb	sub	sub	sub	lb	sub	OLB	lb	sub	lb	OLB	sub		14	3	1	0
Glowinski, M.	RG	RG	in	in	in	g	sub	sub	sub	g	sub	sub	sub				10	2	3	0
Graham, J.	TE	te	TE	TE	TE	TE	TE	TE	TE	TE	te	te	te	TE	TE		15	12	0	0
Griffin, S.	cb	cb	cb	cb	RCB	RCB	RCB	RCB	RCB	RCB	in	RCB	RCB	RCB	RCB		14	9	1	0
Hill, D.	in	sub	sub	s	sub	sub	sub	s	s	sub	s	sub	s	sub	sub		14	0	1	0
Hunt, J.	ps	ps	ps	ps	ps	ps	ps	ps	ps	ps	ps	ps	in	in	in		0	0	3	0
Ifedi, G.	RT	RT	RT	RT	RT	RT	RT	RT	RT	RT	RT	RT	RT	RT	RT		15	15	0	0
Jackson, B.				ps	de	de	de	de	de	de	de	de	de	de	de		11	0	0	0
Jefferson, Q.					in	de	in	de	in	de	in	de	de	de	in		6	0	5	0
Joeckel, J.	LG	LG	LG	LG	LG	in	in	in	in	in	LG	LG	LG	LG	LG		10	10	5	0
Jones, N.	dt	dt	dt	dt	dt	dt	dt	RDT	dt	LDT	dt	in	in	in	in		11	2	4	0
Jordan, D.	nfi	nfi	nfi	nfi	nfi	nfi	nfi	nfi	de	de	in	in	in	de	de		4	0	3	0
Lacy, E.	rb	in	dnp	rb	RB	rb	RB	RB	in	rb	rb	rb	in	dnp	in		9	3	4	2
Lane, J.	RCB	RCB	RCB	RCB	in	in	cb	in	cb	LCB	LCB	cb	sub	cb	cb		12	6	3	0
Lockett, T.	wr	WR	WR	WR	WR	wr	wr	wr	wr	WR	wr	WR	wr	wr	WR		15	7	0	0
McDonald, D.	lb	sub	sub	ir	ir	ir	ir	ir	ir	ir	ir	ir	ir	ir	ir		3	0	0	0
McDougald, B.	s	s	s	s	s	s	s	FS	FS	SS	SS	SS	SS	SS	SS		15	8	0	0
McEvoy, T.	wr	wr	wr	wr	wr	wr	wr	wr	wr	wr	wr	wr	wr	wr	wr		15	0	0	0
McKissic, J.	in	in	in	rb	rb	rb	rb	rb	rb	rb	RB	rb	rb	rb	rb		12	1	3	0
Madden, T.	FB	FB	fb	fb	fb	fb	FB	fb	ir	ir	ir	ir	ir	ir	ir		8	3	0	0
March-Lillard, J.				sub													1	0	0	0
Maxwell, B.									cb	RCB	LCB	LCB	LCB	LCB	LCB		6	5	0	0
Moore, D.										in	in	in	in	in	in		0	0	5	0
Odhiambo, R.	LT	LT	LT	LT	LT	LT	LT	in	ir	ir	ir	ir	ir	ir	ir		7	7	1	0
Ott, T.	sub	sub	sub	sub	sub	sub	sub	sub	sub	sub	sub	sub	sub	sub	sub		15	0	0	0
Palacio, K.										ps	ps	ps	ps	ps	ps		1	0	0	0
Pocic, E.	sub	sub	sub	sub	sub	LG/c	LG	LG	LG	LG	RG	RG	RG	RG	RG		15	10	0	0
Prosisce, C.	rb	rb	rb	in	in	rb	in	in	rb	ir	ir	ir	ir	ir	ir		5	0	4	0
Rawls, T.	in	RB	rb	in	rb	RB	rb	rb	RB	in	rb	rb	rb	in	rb		11	3	4	0
Reed, J.	LDT	LDT	LDT	LDT	LDT	LDT	LDT	LDT	LDT	in	LDT	LDT	LDT	LDT	LDT		14	14	1	0
Richardson, P.	WR	WR	WR	WR	WR	WR	WR	WR	wr	WR	WR	WR	WR	wr	WR		15	12	0	0
Richardson, S.	RDT	RDT	RDT	RDT	RDT	RDT	RDT	in	RDT	RDT	RDT	RDT	RDT	RDT	RDT		14	14	1	0
Roos, J.	in	in	in	in	in	in	in	in	in	sub	sub	fb	sub	sub	sub		6	0	9	0
Ryan, J.	p	p	p	p	p	p	p	p	p	p	p	p	p	p	p		15	0	0	0
Shead, D.	pup	pup	pup	pup	pup	pup	pup	pup	pup	pup	pup	pup	pup	pup	sub		1	0	0	0
Sherman, R.	LCB	LCB	LCB	LCB	LCB	LCB	LCB	LCB	LCB	ir	ir	ir	ir	ir	ir		9	9	0	0
Smith, G.	ps	ps	dt	dt	dt	in	in	dt	dt	in	dt		ps	in	dt		7	0	4	0
Smith, M.	de	dnp	de	de	de	de	de	de	de	in	de	de	de	de	de		13	0	1	1
Thomas, E.	FS	FS	FS	FS	FS	FS	FS	FS	in	FS	FS	FS	FS	FS	FS		13	13	2	0
Thompson, T.	in	in	in	in	dnp	in	in	sub	sub	sub	sub	sub	sub	s	s		8	0	6	1
Thorpe, N.	cb	sub	in	in	sub	sub	sub	sub	cb	cb	cb	sub	sub	sub	sub		13	0	2	0
Tobin, M.	t	dnp	t	t	t	t	t	t	t	sub	t	t	sub	sub	t		14	0	0	1
Tyson, M.	ps	ps	ps	ps	ps	ps	ps	ps	ps	ps	ps	ps	ps	in	in		0	0	2	0
Vannett, N.	te	te	te	te	te	te	te	te	TE	te	te	te	TE	TE	te		15	4	0	0
Wagner, B.	MLB	MLB	MLB	MLB	MLB	MLB	MLB	MLB	MLB	MLB	MLB	MLB	MLB	MLB	MLB		15	15	0	0
Walsh, B.	k	k	k	k	k	k	k	k	k	k	k	k	k	k	k		15	0	0	0
Wilhoite, M.	in	OLB	OLB	OLB	lb	OLB	lb	OLB	OLB	in	OLB	lb	OLB	lb	lb		13	8	2	0
Willson, L.	te	te	te	te	te	TE	TE	TE	TE	TE	te	TE	TE	TE	te		15	6	0	0
Wilson, R.	QB	QB	QB	QB	QB	QB	QB	QB	QB	QB	QB	QB	QB	QB	QB		15	15	0	0
Wright, K.	OLB	OLB	OLB	OLB	OLB	OLB	OLB	OLB	OLB	OLB	OLB	OLB	OLB	in	OLB		14	14	1	0

CAPS - starter; lower case - substitute at position; sub - special teams only; dnp - did not play; in - inactive; ps - practice squad; ir - injured reserve; nfi - non-football injury; sus - suspended, pup - physically unable to perform, exp - exempt

# How Built



Year	By Draft	Trade/Waivers/Practice Squad	Free Agents	By Experience		
2017	C/G Ethan Pocic (2b)	LB D.J. Alexander (T)	QB Austin Davis	P	Jon Ryan	12
	CB Shaquill Griffin (3a)	T Duane Brown (T)	LB Paul Dawson	T	Duane Brown	10
	S Delano Hill (3b)	CB Justin Coleman (T)	LB Terence Garvin (UFA)	DE	Michael Bennett	9
	DT Nazair Jones (3c)	RB Mike Davis (W)	DE Branden Jackson	TE	Jimmy Graham	8
	WR Amara Darboh (3d)	DT Sheldon Richardson (T)	G/T Luke Joeckel (UFA)	FS	Earl Thomas	8
	S Tedric Thompson (4)	T Matt Tobin (T)	DE Dion Jordan	WR	Doug Baldwin	7
	CB Mike Tyson (6a)		RB Eddie Lacy (UFA)	CB	Byron Maxwell	7
	WR David Moore (7a)		S Bradley McDougald (UFA)	LB	K.J. Wright	7
			G Jordan Roos	QB	Austin Davis	6
			DE Marcus Smith	CB	Jeremy Lane	6
		K Blair Walsh	CB	DeShawn Shead	6	
		LB Michael Wilhoite (UFA)	LB	Bobby Wagner	6	
			K	Blair Walsh	6	
			LB	Michael Wilhoite	6	
			QB	Russell Wilson	6	
			LB	Terence Garvin	5	
			G/T	Luke Joeckel	5	
2016	G/T Germain Ifedi (1)	RB J.D. McKissic (W)	S Tanner McEvoy	RB	Eddie Lacy	5
	DT Jarran Reed (2)	DT Garrison Smith (W)	LS Tyler Ott	FS	Bradley McDougald	5
	TE Nick Vannett (3b)		CB Neiko Thorpe	DT	Sheldon Richardson	5
	DE Quinton Jefferson (5a)			CB	Neiko Thorpe	5
	C Joey Hunt (6)			T	Matt Tobin	5
			TE	Luke Willson	5	
			C	Justin Britt	4	
2015	DE Frank Clark (2)	TE Jimmy Graham (T)	RB Thomas Rawls	DE	Dion Jordan	4
	WR Tyler Lockett (3)			WR	Paul Richardson	4
				DT	Garrison Smith	4
				DE	Marcus Smith	4
2014	WR Paul Richardson (2a)			LB	D.J. Alexander	3
	T Justin Britt (2b)			DE	Frank Clark	3
				CB	Justin Coleman	3
2013	TE Luke Willson (5c)		DE Michael Bennett (UFA)	RB	Mike Davis	3
				LB	Paul Dawson	3
2012	LB Bobby Wagner (2)		CB DeShawn Shead	WR	Tyler Lockett	3
	QB Russell Wilson (3)			LS	Tyler Ott	3
	CB Jeremy Lane (6a)			RB	Thomas Rawls	3
				C	Joey Hunt	2
2011	LB K.J. Wright (4a)		WR Doug Baldwin	G/T	Germain Ifedi	2
	CB Byron Maxwell (6)			DE	Branden Jackson	2
				DE	Quinton Jefferson	2
2010	S Earl Thomas (1b)			WR	Tanner McEvoy	2
				RB	J.D. McKissic	2
				DT	Jarran Reed	2
				TE	Nick Vannett	2
				WR	Amara Darboh	R
2008			P Jon Ryan	CB	Shaquill Griffin	R
				SS	Delano Hill	R
				DT	Nazair Jones	R
				WR	David Moore	R
				C/G	Ethan Pocic	R
				G	Jordan Roos	R
				FS	Tedric Thompson	R
			CB	Mike Tyson	R	



### 2017 Seattle Seahawks Alphabetical Roster (Updated 12/23/17)

No.	Name	Pos.	Ht.	Wt.	Birthdate	Age	Exp.	College	Hometown	Acquired
58	Alexander, D.J.	LB	6-2	233	9/30/1991	26	3	Oregon State	Long Beach, Calif.	T(KC)-'17
89	Baldwin, Doug	WR	5-10	192	9/21/1988	29	7	Stanford	Gulf Breeze, Fla.	FA-'11
72	Bennett, Michael	DE	6-4	274	11/13/1985	32	9	Texas A&M	Alief, Texas	UFA(TB)-'13
68	Britt, Justin	C	6-6	315	5/29/1991	26	4	Missouri	Lebanon, Mo.	D2(b)-'14
76	Brown, Duane	T	6-4	315	8/30/1985	32	10	Virginia Tech	Richmond, Va.	T(Hou)-'17
55	Clark, Frank	DE	6-3	260	6/14/1993	24	3	Michigan	Cleveland, Ohio	D2-'15
28	Coleman, Justin	CB	5-11	190	3/27/1993	24	3	Tennessee	Brunswick, Ga.	T(NE)-'17
84	Darboh, Amara	WR	6-2	219	2/1/1994	23	R	Michigan	West Des Moines, Iowa	D3(d)-'17
6	Davis, Austin	QB	6-2	221	6/2/1989	28	6	Southern Mississippi	Collinsville, Miss.	FA-'17
39	Davis, Mike	RB	5-9	217	2/19/1993	24	3	South Carolina	Atlanta, Ga.	W(SF)-'17
47	Dawson, Paul	LB	6-0	240	1/13/1993	24	3	TCU	Dallas, Texas	FA-'17
52	Garvin, Terence	LB	6-3	235	1/1/1991	26	5	West Virginia	Upper Marlboro, Md.	UFA(Was)-'17
88	Graham, Jimmy	TE	6-7	265	11/24/1986	31	8	Miami	Goldensboro, N.C.	T(NO)-'15
26	Griffin, Shaquill	CB	6-0	198	7/20/1995	22	R	Central Florida	St. Petersburg, Fla.	D3(a)-'17
42	Hill, Delano	SS	6-1	216	11/26/1995	22	R	Michigan	Detroit, Mich.	D3(b)-'17
53	Hunt, Joey	C	6-2	299	2/22/1994	23	2	TCU	El Campo, Texas	D6-'16
65	Ifedi, Germain	G/T	6-5	325	6/2/1994	23	2	Texas A&M	Houston, Texas	D1-'16
93	Jackson, Branden	DE	6-4	273	11/11/1992	25	2	Texas Tech	McKeesport, Pa.	FA-'17
99	Jefferson, Quinton	DE	6-4	291	3/31/1993	24	2	Maryland	Pittsburgh, Pa.	D5(a)-'16
78	Joeckel, Luke	G/T	6-6	307	11/6/1991	26	5	Texas A&M	Arlington, Texas	UFA(Jac)-'17
92	Jones, Nazair	DT	6-5	304	12/13/1994	23	R	North Carolina	Roanoke Rapids, N.C.	D3(c)-'17
95	Jordan, Dion	DE	6-6	275	3/5/1990	27	4	Oregon	Chandler, Ariz.	FA-'17
27	Lacy, Eddie	RB	5-11	250	6/2/1990	27	5	Alabama	Geismar, La.	UFA(GB)-'17
20	Lane, Jeremy	CB	6-0	190	7/14/1990	27	6	Northwestern St. (La.)	Tyler, Texas	D6(a)-'12
16	Lockett, Tyler	WR	5-10	182	9/28/1992	25	3	Kansas State	Tulsa, Okla.	D3-'15
30	McDougald, Bradley	FS	6-1	215	11/15/1990	27	5	Kansas	Columbus, Ohio	UFA(TB)-'17
19	McEvoy, Tanner	WR	6-6	230	1/26/1993	24	2	Wisconsin	Hillsdale, N.J.	FA-'16
21	McKissic, J.D.	RB	5-10	195	8/15/1993	24	2	Arkansas State	Phenix City, Ala.	W(Atl)-'16
41	Maxwell, Byron	CB	6-1	207	2/23/1988	29	7	Clemson	Charleston, S.C.	D6-'11
83	Moore, David	WR	6-0	219	1/15/1995	22	R	East Central (Okla.)	Gainesville, Texas	D7(a)-'17
69	Ott, Tyler	LS	6-3	253	2/28/1992	25	3	Harvard	Tulsa, Okla.	FA-'16
77	Pocic, Ethan	C/G	6-6	309	8/5/1995	22	R	Louisiana State	Lemont, Ill.	D2(b)-'17
34	Rawls, Thomas	RB	5-9	215	8/3/1993	24	3	Central Michigan	Flint, Mich.	FA-'15
90	Reed, Jarran	DT	6-3	306	12/16/1992	25	2	Alabama	Goldensboro, N.C.	D2-'16
10	Richardson, Paul	WR	6-0	183	4/13/1992	25	4	Colorado	Los Angeles, Calif.	D2(a)-'14
91	Richardson, Sheldon	DT	6-3	295	11/29/1990	27	5	Missouri	St. Louis, Mo.	T(NYJ)-'17
64	Roos, Jordan	G	6-3	302	7/6/1993	24	R	Purdue	Celina, Texas	FA-'17
9	Ryan, Jon	P	6-0	217	11/26/1981	36	12	Regina	Regina, Saskatchewan	FA-'08
35	Shead, DeShawn	CB	6-2	212	6/28/1989	28	6	Portland State	Palmdale, Calif.	FA-'12
98	Smith, Garrison	DT	6-1	295	10/9/1991	26	4	Georgia	Atlanta, Ga.	W(SF)-'16
97	Smith, Marcus	DE	6-3	258	3/31/1992	25	4	Louisville	Columbus, Ga.	FA-'17
29	Thomas, Earl	FS	5-10	202	5/7/1989	28	8	Texas	Orange, Texas	D1(b)-'10
33	Thompson, Tedric	FS	6-0	204	1/20/1995	22	R	Colorado	Valencia, Calif.	D4-'17
23	Thorpe, Neiko	CB	6-2	210	2/11/1990	27	5	Auburn	Tucker, Ga.	FA-'16
73	Tobin, Matt	T	6-6	303	6/5/1990	27	5	Iowa	Dyersville, Iowa	T(Phi)-'17
40	Tyson, Mike	CB	6-1	207	7/27/1993	24	R	Cincinnati	Norfolk, Va.	D6(a)-'17
81	Vannett, Nick	TE	6-6	261	3/6/1993	24	2	Ohio State	Westerville, Ohio	D3(b)-'16
54	Wagner, Bobby	LB	6-0	245	6/27/1990	27	6	Utah State	Ontario, Calif.	D2-'12
7	Walsh, Blair	K	5-10	175	1/8/1990	27	6	Georgia	Fort Lauderdale, Fla.	FA-'17
57	Wilhoite, Michael	LB	6-0	245	12/7/1986	31	6	Washburn	Topeka, Kan.	UFA(SF)-'17
82	Willson, Luke	TE	6-5	254	1/15/1990	27	5	Rice	LaSalle, Ontario	D5(c)-'13
3	Wilson, Russell	QB	5-11	215	11/29/1988	29	6	Wisconsin	Richmond, Va.	D3-'12
50	Wright, K.J.	LB	6-4	246	7/23/1989	28	7	Mississippi State	Olive Branch, Miss.	D4(a)-'11

**Head Coach:** Pete Carroll, Darrell Bevell (Offensive Coordinator), Kris Richard, (Defensive Coordinator), Michael Barrow (Asst. Head Coach/Defense/Linebackers), Dwaine Board (Asst. Defensive Line), Tom Cable (Asst. Head Coach/Offensive Line), Dave Canales (Wide Receivers), Chris Carlisle (Head Strength & Conditioning), Brennan Carroll (Asst. Offensive Line), Nate Carroll (Asst. Wide Receivers), Andre Curtis (Defensive Backs), Tom Donatell (Quality Control/Defense), Heath Farwell (Asst. Special Teams), Mondray Gee (Asst. Strength & Conditioning), John Glenn (Asst. Linebackers), Will Harriger (Asst. Quarterbacks), Clint Hurr (Defensive Line), Lemuel Jeanpierre (Offensive Asst.), Travis Jones (Senior Defensive Asst.), Pat McPherson (Tight Ends), Ricky Manning, Jr. (Asst. Defensive Backs), Chad Morton (Running Backs), Pat Ruel (Asst. Offensive Line), Brian Schneider (Special Teams Coordinator), Carl Smith (Quarterbacks), Nick Sorensen (Secondary), Jamie Yanchar (Assistant Strength & Conditioning).

**2017 Seattle Seahawks Numerical Roster (updated 12/23/17)**

No.	Name	Pos.	Ht.	Wt.	Birthdate	Age	Exp.	College	Hometown	Acquired
3	Russell Wilson	QB	5-11	215	11/29/1988	29	6	Wisconsin	Richmond, Va.	D3-'12
6	Austin Davis	QB	6-2	221	6/2/1989	28	6	Southern Mississippi	Collinsville, Miss.	FA-'17
7	Blair Walsh	K	5-10	175	1/8/1990	27	6	Georgia	Fort Lauderdale, Fla.	FA-'17
9	Jon Ryan	P	6-0	217	11/26/1981	36	12	Regina	Regina, Saskatchewan	FA-'08
10	Paul Richardson	WR	6-0	183	4/13/1992	25	4	Colorado	Los Angeles, Calif.	D2(a)-'14
16	Tyler Lockett	WR	5-10	182	9/28/1992	25	3	Kansas State	Tulsa, Okla.	D3-'15
19	Tanner McEvoy	WR	6-6	230	1/26/1993	24	2	Wisconsin	Hillsdale, N.J.	FA-'16
20	Jeremy Lane	CB	6-0	190	7/14/1990	27	6	Northwestern St. (La.)	Tyler, Texas	D6(a)-'12
21	J.D. McKissic	RB	5-10	195	8/15/1993	24	2	Arkansas State	Phenix City, Ala.	W(Atl)-'16
23	Neiko Thorpe	CB	6-2	210	2/11/1990	27	5	Auburn	Tucker, Ga.	FA-'16
26	Shaquill Griffin	CB	6-0	198	7/20/1995	22	R	Central Florida	St. Petersburg, Fla.	D3(a)-'17
27	Eddie Lacy	RB	5-11	250	6/2/1990	27	5	Alabama	Geismar, La.	UFA(GB)-'17
28	Justin Coleman	CB	5-11	190	3/27/1993	24	3	Tennessee	Brunswick, Ga.	T(NE)-'17
29	Earl Thomas	FS	5-10	202	5/7/1989	28	8	Texas	Orange, Texas	D1(b)-'10
30	Bradley McDougald	FS	6-1	215	11/15/1990	27	5	Kansas	Columbus, Ohio	UFA(TB)-'17
33	Tedric Thompson	FS	6-0	204	1/20/1995	22	R	Colorado	Valencia, Calif.	D4-'17
34	Thomas Rawls	RB	5-9	215	8/3/1993	24	3	Central Michigan	Flint, Mich.	FA-'15
35	DeShawn Shead	CB	6-2	212	6/28/1989	28	6	Portland State	Palmdale, Calif.	FA-'12
39	Mike Davis	RB	5-9	217	2/19/1993	24	3	South Carolina	Atlanta, Ga.	W(SF)-'17
40	Mike Tyson	CB	6-1	207	7/27/1993	24	R	Cincinnati	Norfolk, Va.	D6(a)-'17
41	Byron Maxwell	CB	6-1	207	2/23/1988	29	7	Clemson	Charleston, S.C.	D6-'11
42	Delano Hill	SS	6-1	216	11/26/1995	22	R	Michigan	Detroit, Mich.	D3(b)-'17
47	Paul Dawson	LB	6-0	240	1/13/1993	24	3	TCU	Dallas, Texas	FA-'17
50	K.J. Wright	LB	6-4	246	7/23/1989	28	7	Mississippi State	Olive Branch, Miss.	D4(a)-'11
52	Terence Garvin	LB	6-3	235	1/1/1991	26	5	West Virginia	Upper Marlboro, Md.	UFA(Was)-'17
53	Joey Hunt	C	6-2	299	2/22/1994	23	2	TCU	El Campo, Texas	D6-'16
54	Bobby Wagner	LB	6-0	245	6/27/1990	27	6	Utah State	Ontario, Calif.	D2-'12
55	Frank Clark	DE	6-3	260	6/14/1993	24	3	Michigan	Cleveland, Ohio	D2-'15
57	Michael Wilhoite	LB	6-0	245	12/7/1986	31	6	Washington	Topeka, Kan.	UFA(SF)-'17
58	D.J. Alexander	LB	6-2	233	9/30/1991	26	3	Oregon State	Long Beach, Calif.	T(KC)-'17
64	Jordan Roos	G	6-3	302	7/6/1993	24	R	Purdue	Celina, Texas	FA-'17
65	Germain Ifedi	G/T	6-5	325	6/2/1994	23	2	Texas A&M	Houston, Texas	D1-'16
68	Justin Britt	C	6-6	315	5/29/1991	26	4	Missouri	Lebanon, Mo.	D7(b)-'14
69	Tyler Ott	LS	6-3	253	2/28/1992	25	3	Harvard	Tulsa, Okla.	FA-'16
72	Michael Bennett	DE	6-4	274	11/13/1985	32	9	Texas A&M	Alief, Texas	UFA(TB)-'13
73	Matt Tobin	T	6-6	303	6/5/1990	27	5	Iowa	Dyersville, Iowa	T(Phi)-'17
76	Duane Brown	T	6-4	315	8/30/1985	32	10	Virginia Tech	Richmond, Va.	T(Hou)-'17
77	Ethan Pocic	C/G	6-6	309	8/5/1995	22	R	Louisiana State	Lemont, Ill.	D2(b)-'17
78	Luke Joeckel	G/T	6-6	307	11/6/1991	26	5	Texas A&M	Arlington, Texas	UFA(Jac)-'17
81	Nick Vannett	TE	6-6	261	3/6/1993	24	2	Ohio State	Westerville, Ohio	D3(b)-'16
82	Luke Willson	TE	6-5	254	1/15/1990	27	5	Rice	LaSalle, Ontario	D5(c)-'13
83	David Moore	WR	6-0	219	1/15/1995	22	R	East Central (Okla.)	Gainesville, Texas	D7(a)-'17
84	Amara Darboh	WR	6-2	219	2/1/1994	23	R	Michigan	West Des Moines, Iowa	D3(d)-'17
88	Jimmy Graham	TE	6-7	265	11/24/1986	31	8	Miami	Goldsboro, N.C.	T(NO)-'15
89	Doug Baldwin	WR	5-10	192	9/21/1988	29	7	Stanford	Gulf Breeze, Fla.	FA-'11
90	Jarran Reed	DT	6-3	306	12/16/1992	25	2	Alabama	Goldsboro, N.C.	D2-'16
91	Sheldon Richardson	DT	6-3	295	11/29/1990	27	5	Missouri	St. Louis, Mo.	T(NYJ)-'17
92	Nazair Jones	DT	6-5	304	12/13/1994	23	R	North Carolina	Roanoke Rapids, N.C.	D3(c)-'17
93	Branden Jackson	DE	6-4	273	11/11/1992	25	2	Texas Tech	McKeesport, Pa.	FA-'17
95	Dion Jordan	DE	6-6	275	3/5/1990	27	4	Oregon	Chandler, Ariz.	FA-'17
97	Marcus Smith	DE	6-3	258	3/31/1992	25	4	Louisville	Columbus, Ga.	FA-'17
98	Garrison Smith	DT	6-1	295	10/9/1991	26	4	Georgia	Atlanta, Ga.	W(SF)-'16
99	Quinton Jefferson	DE	6-4	291	3/31/1993	24	2	Maryland	Pittsburgh, Pa.	D5(a)-'16
<b>Practice Squad</b>										
1	Alex Carter	FS	6-0	201	10/19/1994	23	3	Stanford	Ashburn, Va.	FA-'17
2	Trevone Boykin	QB	6-0	213	8/22/1993	24	2	TCU	Dallas, Texas	FA-'16
13	Cyril Grayson, Jr.	WR	5-9	183	12/5/1993	24	R	Louisiana State	Kenner, La.	FA-'17
43	Jalston Fowler	FB	5-11	254	7/26/1990	27	3	Alabama	Mobile, Ala.	FA-'17
46	Tyrone Swoopes	TE	6-4	254	11/14/1994	23	R	Texas	Whitewright, Texas	FA-'17
48	Jason Thompson	LB	6-2	210	4/21/1994	23	R	Utah	Renton, Wash.	FA-'17
49	Kache Palacio	LB	6-1	237	1/30/1994	23	2	Washington State	Los Angeles, Calif.	FA-'16
66	Willie Beavers	T	6-5	324	10/2/1993	24	2	Western Michigan	Southfield, Mich.	FA-'17
67	Noble Nwachukwu	DE	6-1	268	11/30/1994	23	R	West Virginia	Wylie, Texas	FA-'17
79	Isaiah Battle	T	6-7	290	2/10/1993	24	3	Clemson	Brooklyn, N.Y.	T(KC)-'17
<b>Non-Football Injury</b>										
94	Malik McDowell	DT	6-6	299	6/20/1996	21	R	Michigan State	Detroit, Mich.	D2(a)-'17
<b>Injured Reserve</b>										
21	DeAndre Elliott	CB	6-1	189	11/21/1992	25	2	Colorado State	Dallas, Texas	FA-'16
22	C.J. Proise	RB	6-1	225	5/20/1994	23	2	Notre Dame	Petersburg, Va.	D3(a)-'16
25	Richard Sherman	CB	6-3	195	3/30/1988	29	7	Stanford	Compton, Calif.	D5(a)-'11
31	Kam Chancellor	SS	6-3	225	4/3/1988	29	8	Virginia Tech	Norfolk, Va.	D5-'10
32	Chris Carson	RB	5-11	218	9/16/1994	23	R	Oklahoma State	Lilburn, Ga.	D7(b)-'17
36	Akeem King (PS)	CB	6-1	215	8/29/1992	25	3	San Jose State	Visalia, Calif.	FA-'17
37	Jordan Simone	SS	5-11	191	7/21/1992	24	1	Arizona State	Sammamish, Wash.	FA-'17
38	Tre Madden	FB	6-0	235	8/16/1993	24	2	USC	Alisa Viejo, Calif.	FA-'16
44	Dewey McDonald	LB	6-0	229	6/10/1990	27	4	California Univ. (Pa.)	Ransom, W. Va.	T(Oak)-'16
56	Cliff Avril	DE	6-3	260	4/8/1986	31	10	Purdue	Green Cove Springs, Fla.	UFA(Det)-'13
59	Josh Forrest	LB	6-3	249	2/24/1992	25	2	Kentucky	Paducah, Ky.	FA-'17
70	Rees Odhiambo	G/T	6-4	315	9/23/1992	25	2	Boise State	Mansfield, Ohio	D3(c)-'16
74	Georges Fant	T	6-5	322	7/19/1992	25	2	Western Kentucky	Bowling Green, Ky.	FA-'16
75	Oday Aboushi	G/T	6-5	315	6/5/1991	26	5	Virginia	Brooklyn, N.Y.	UFA(Hou)-'17

# Unofficial Depth Chart & Pronunciation Guide



## Offense

WR	89 Doug Baldwin	16 Tyler Lockett	83 <u>David Moore</u>
LT	76 Duane Brown	73 Matt Tobin	
LG	78 Luke Joeckel	77 <u>Ethan Pocic</u>	64 <u>Jordan Roos</u>
C	68 Justin Britt	77 <u>Ethan Pocic</u>	53 Joey Hunt
RG	77 <u>Ethan Pocic</u>		
RT	65 Germain Ifedi	73 Matt Tobin	
TE	88 Jimmy Graham	82 Luke Willson	81 Nick Vannett
WR	10 Paul Richardson	19 Tanner McEvoy	84 <u>Amara Darboh</u>
QB	3 Russell Wilson	6 Austin Davis	
FB			
RB	39 Mike Davis	34 Thomas Rawls	27 Eddie Lacy
			21 J.D. McKissic

## Defense

LDE	72 Michael Bennett	67 Branden Jackson	99 Quinton Jefferson
			95 Dion Jordan
LDT	90 Jarran Reed	98 Garrison Smith	
RDT	91 Sheldon Richardson	92 <u>Nazair Jones</u>	
RDE	55 Frank Clark	97 Marcus Smith	
OLB	57 Michael Wilhoite	52 Terence Garvin	58 D.J. Alexander
MLB	54 Bobby Wagner	57 Michael Wilhoite	
OLB	50 K.J. Wright	52 Terence Garvin	
LCB	41 Byron Maxwell	20 Jeremy Lane	23 Neiko Thorpe
RCB	26 <u>Shaquill Griffin</u>	28 Justin Coleman	35 DeShawn Shead
			40 <u>Mike Tyson</u>
SS	30 Bradley McDougald	42 <u>Delano Hill</u>	
FS	29 Earl Thomas	33 <u>Tedric Thompson</u>	

## Specialists

K	7 Blair Walsh		
P	9 Jon Ryan		
H	9 Jon Ryan	3 Russell Wilson	
PR	16 Tyler Lockett	21 J.D. McKissic	
KR	16 Tyler Lockett	10 Paul Richardson	21 J.D. McKissic
LS	69 Tyler Ott		

( ) injured; Underline Rookie or 1st Year

## Pronunciation Guide

Amara Darboh...  
uh-MAR-uh DAR-bo

Delano Hill...  
duh-LAY-no

Germain Ifedi...  
jermaine ih-FEH-dee

Luke Joeckel...  
JOKE-ull

Nazair Jones...  
nah-ZAIR

Bradley McDougald...  
mick-DOO-gull

Ethan Pocic...  
PO-sick

Jarran Reed...  
JAIR-in

DeShawn Shead...  
SHED

Tedric Thompson...  
TEH-drick

Nick Vannett...  
van-NET

# 1



## GREEN BAY 17, SEATTLE SEAHAWKS 9 SUNDAY, SEPTEMBER 10, 2017 LAMBEAU FIELD



The Seattle Seahawks could not sustain drives, converting just three of 12 on third downs, possessing the ball for just 20:47 to the Green Bay Packers' 39:13 as the Seahawks lost to the Packers in Green Bay by a score of 17-9. The Seahawks led the first scoring drive of the game at the end of the first half, as Russell Wilson drove the team into field goal range and Blair Walsh connected on a 33-yard field goal to take the 3-0 halftime lead. On Seattle's first drive of the second half, Wilson was sacked by Mike Daniels and fumbled, which the Packers recovered on the Seahawks' 6-yard line. Ty Montgomery ran into the end zone for a 6-yard score on the following play, giving Green Bay the 7-3 lead. Seattle responded with a 71-yard drive and Walsh kicked a 21-yard field goal to bring the score to 7-6. Aaron Rodgers caught the Seahawks in a substitution and hit Jordy Nelson on a 32-yard touchdown pass to push the lead to 14-6. Seattle was forced to punt and the Packers added a Mason Crosby 40-yard field goal on the ensuing possession to go up 17-6. The Seahawks added a third Walsh field goal, this time from 41 yards, to bring the score to 17-9, but the Packers were able to run the clock out on their final possession, sealing the Green Bay victory.

	<b>Seattle</b>	0	3	3	3	<b>9</b>
	<b>Green Bay</b>	0	0	14	3	<b>17</b>

				<b>Seattle</b>	<b>Green Bay</b>
SEA	2	0:00	Walsh 33 FG (8-74, 0:55)	3	0
GB	3	10:33	Montgomery 6 run (Crosby kick) (1-6, 0:06)	3	7
SEA	3	4:20	Walsh 21 FG (11-71, 6:13)	6	7
GB	3	0:17	Nelson 32 pass Rodgers (Crosby kick) (9-75, 4:03)	6	14
GB	4	8:01	Crosby 40 FG (12-53, 5:37)	6	17
SEA	4	6:17	Walsh 41 FG (7-52, 1:44)	9	17
Att. 78,381					

### STATISTICS

#### RUSHING

<b>Seattle</b>	<b>Att</b>	<b>Yds</b>	<b>Avg</b>	<b>LG</b>	<b>TD</b>	<b>Green Bay</b>	<b>Att</b>	<b>Yds</b>	<b>Avg</b>	<b>LG</b>	<b>TD</b>
R. Wilson	2	40	20.0	29	0	T. Montgomery	19	54	2.8	8	1
C. Carson	6	39	6.5	30	0	A. Rodgers	7	21	3.0	13	0
C. Prosisie	4	11	2.8	8	0	J. Williams	2	9	4.5	6	0
E. Lacy	5	3	0.6	6	0						
D. Baldwin	1	-3	-3.0	-3	0						
<b>TOTAL</b>	<b>18</b>	<b>90</b>	<b>5.0</b>	<b>30</b>	<b>0</b>	<b>TOTAL</b>	<b>28</b>	<b>84</b>	<b>3.0</b>	<b>13</b>	<b>1</b>

#### PASSING

<b>Seattle</b>	<b>A</b>	<b>C</b>	<b>Yds</b>	<b>SK/YD</b>	<b>TD</b>	<b>LG</b>	<b>INT</b>	<b>RT</b>	<b>Green Bay</b>	<b>A</b>	<b>C</b>	<b>Yds</b>	<b>SK/YD</b>	<b>TD</b>	<b>LG</b>	<b>INT</b>	<b>RT</b>
R. Wilson	27	14	158	3/23	0	34	0	69.7	A. Rodgers	42	28	311	4/25	1	32t	1	86.5
<b>TOTAL</b>	<b>27</b>	<b>14</b>	<b>158</b>	<b>3/23</b>	<b>0</b>	<b>34</b>	<b>0</b>	<b>69.7</b>	<b>TOTAL</b>	<b>42</b>	<b>28</b>	<b>311</b>	<b>4/25</b>	<b>1</b>	<b>32t</b>	<b>1</b>	<b>86.5</b>

#### RECEIVING

<b>Seattle</b>	<b>No</b>	<b>Yds</b>	<b>Avg</b>	<b>LG</b>	<b>TD</b>	<b>Green Bay</b>	<b>No</b>	<b>Yds</b>	<b>Avg</b>	<b>LG</b>	<b>TD</b>
D. Baldwin	4	63	15.8	34	0	R. Cobb	9	85	9.4	29	0
P. Richardson	4	59	14.8	28	0	J. Nelson	7	79	11.3	32t	1
J. Graham	3	8	2.7	6	0	T. Montgomery	4	39	9.8	20	0
C. Carson	1	10	10.0	10	0	D. Adams	3	47	15.7	21	0
N. Vannett	1	10	10.0	10	0	M. Bennett	3	43	14.3	26	0
T. Lockett	1	8	8.0	8	0	L. Kendricks	2	18	9.0	9	0
<b>TOTAL</b>	<b>14</b>	<b>158</b>	<b>11.3</b>	<b>34</b>	<b>0</b>	<b>TOTAL</b>	<b>28</b>	<b>311</b>	<b>11.1</b>	<b>32t</b>	<b>1</b>

#### TEAM STATISTICS

	<b>Seattle</b>	<b>Green Bay</b>
Total First Downs	12	26
Third Down Eff.	3-12-25%	9-16-56%
Total Net Yards	225	370
Total Off. Plays	48	74
Avg. per Play	4.7	5.0
Net Yards Rushing	90	84
Total Rushing Plays	18	28
Net Yards Passing	135	286
Times Sacked/Yards Lost	3/23	4/25
Pass Atts-Comps-Ints	27-14-0	42-28-1
Punts-No. and Avg.	6-45.8	5-43.8
Penalties-No. and Yards	8-50	8-70
Fumbles-No. and Lost	1-1	1-0
Touchdowns	0	2
Field Goals Made-Att	3-3	1-1
Time of Possession	20:47	39:13

#### DEFENSE

<b>Seattle</b>	<b>T</b>	<b>S</b>	<b>A</b>	<b>QB</b>	<b>Yds.</b>	<b>Int.</b>	<b>Yds.</b>	<b>PD</b>	<b>FF</b>	<b>FR</b>
E. Thomas	11	7	4	0.0	0.0	0	0	1	0	0
S. Griffin	10	10	0	0.0	0.0	0	0	1	0	0
K. Wright	9	7	2	0.0	0.0	0	0	0	0	0
B. Wagner	9	6	3	0.0	0.0	0	0	1	0	0
S. Richardson	4	4	0	0.0	0.0	0	0	0	0	0
<b>Additional Stats: Sacks:</b> M. Bennett 1.5, C. Avril, 1.0, T. Garvin 1.0, F. Clark 0.5. <b>Int:</b> N. Jones 1.										
<b>Green Bay</b>	<b>T</b>	<b>S</b>	<b>A</b>	<b>QB</b>	<b>Yds.</b>	<b>Int.</b>	<b>Yds.</b>	<b>PD</b>	<b>FF</b>	<b>FR</b>
Q. Rollins	8	4	4	0.0	0.0	0	0	1	0	0
M. Daniels	7	5	2	1.5	12.0	0	0	0	1	0
D. Randall	6	6	0	0.0	0.0	0	0	1	0	0
H. Clinton-Dix	4	4	0	0.0	0.0	0	0	1	0	0
M. Burnett	4	3	1	0.0	0.0	0	0	1	0	0
<b>Additional Stats: Sacks:</b> N. Perry 1.5, <b>FR:</b> K. Fackrell 1.										



# 2



## SEATTLE SEAHAWKS 12, SAN FRANCISCO 49ERS 9 SUNDAY, SEPTEMBER 17, 2017 CENTURYLINK FIELD



The Seattle Seahawks needed a fourth quarter touchdown pass by Russell Wilson to Paul Richardson to give the Seahawks a 12-9 victory over the visiting San Francisco 49ers, advancing Seattle's record to 1-1. Seattle took a 6-0 lead after two first-quarter field goals by Blair Walsh, one of which was set up by a Bobby Wagner interception. The 49ers responded in the second quarter with two Robbie Gould field goals, tying the game at 6-6 at halftime. Carlos Hyde reeled off two long runs of 61 and 27 yards to help set up both field goals. San Francisco scored again in the fourth quarter on Gould's third field goal of the day, taking a 9-6 lead with 11:36 remaining. Seattle responded with a 10-play, 82-yard drive with Wilson evading the rush and hitting Richardson for a 9-yard TD, and a missed extra point gave Seattle the 12-9 lead with just over 7 minutes left in the game. Seattle's defense forced a three-and-out and Seattle's offense was able to run the clock out with Chris Carson, who rushed 20 times for 93 yards on the day.

<b>San Francisco</b>	0	6	0	3	<b>9</b>
<b>Seattle</b>	6	0	0	6	<b>12</b>

		San Francisco		Seattle	
SEA	1	8:38	Walsh 25 FG (16-68, 6:22)	0	3
SEA	1	0:49	Walsh 27 FG (10-27, 4:42)	0	6
SF	2	1:55	Gould 40 FG (6-67, 2:37)	3	6
SF	2	0:17	Gould 37 FG (7-49, 0:39)	6	6
SF	4	11:36	Gould 34 FG (10-54, 3:58)	9	6
SEA	4	7:06	Richardson 9 pass Wilson (kick failed, hru) (10-82, 4:30)	9	12
Att.		68,729			

### STATISTICS

#### RUSHING

San Francisco						Seattle					
Att	Yds	Avg	LG	TD		Att	Yds	Avg	LG	TD	
C. Hyde	15	124	8.3	61	0	C. Carson	20	93	4.7	16	0
M. Breida	4	35	8.8	13	0	R. Wilson	12	34	2.8	11	0
						T. Rawls	5	4	0.8	7	0
<b>TOTAL</b>	<b>19</b>	<b>159</b>	<b>8.4</b>	<b>61</b>	<b>0</b>	<b>TOTAL</b>	<b>37</b>	<b>131</b>	<b>3.5</b>	<b>16</b>	<b>0</b>

#### PASSING

San Francisco									Seattle								
A	C	Yds	SK/YD	TD	LG	INT	RT		A	C	Yds	SK/YD	TD	LG	INT	RT	
B. Hoyer	27	15	99	2/10	0	14	1	48.2	R. Wilson	39	23	198	3/17	1	22	0	80.9
<b>TOTAL</b>	<b>27</b>	<b>15</b>	<b>99</b>	<b>2/10</b>	<b>0</b>	<b>14</b>	<b>1</b>	<b>48.2</b>	<b>TOTAL</b>	<b>39</b>	<b>23</b>	<b>198</b>	<b>3/17</b>	<b>1</b>	<b>22</b>	<b>0</b>	<b>80.9</b>

#### RECEIVING

San Francisco						Seattle					
No	Yds	Avg	LG	TD		No	Yds	Avg	LG	TD	
M. Goodwin	3	26	8.7	12	0	T. Lockett	6	64	10.7	22	0
P. Garcon	3	26	8.7	11	0	D. Baldwin	6	44	7.3	18	0
C. Hyde	3	19	6.3	8	0	L. Willson	3	25	8.3	19	0
G. Kittle	2	13	6.5	14	0	C. Prorise	3	22	7.3	9	0
T. Taylor	2	6	3.0	5	0	P. Richardson	2	19	9.5	10	1
G. Celek	1	6	6.0	6	0	A. Darboh	1	16	16.0	16	0
M. Breida	1	3	3.0	3	0	C. Carson	1	7	7.0	7	0
						J. Graham	1	1	1.0	1	0
<b>TOTAL</b>	<b>15</b>	<b>99</b>	<b>6.6</b>	<b>14</b>	<b>0</b>	<b>TOTAL</b>	<b>23</b>	<b>198</b>	<b>8.6</b>	<b>22</b>	<b>1</b>

### TEAM STATISTICS

	San Francisco	Seattle
Total First Downs	11	21
Third Down Eff.	2-12-17%	8-19-42%
Total Net Yards	248	312
Total Off. Plays	48	79
Avg. per Play	5.2	3.9
Net Yards Rushing	159	131
Total Rushing Plays	19	37
Net Yards Passing	89	181
Times Sacked/Yards Lost	2/10	3/17
Pass Atts-Comps-Ints	27-15-1	39-23-0
Punts-No. and Avg.	7-43.9	7-44.1
Penalties-No. and Yards	6-66	9-71
Fumbles-No. and Lost	0-0	2-0
Touchdowns	0	1
Field Goals Made-Att	3-3	2-2
Time of Possession	23:02	36:58

### DEFENSE

	T	S	A	QB	Yds.	Int.	Yds.	PD	FF	FR
N. Bowman	10	7	3	0.0	0.0	0	0	0	0	0
R. Armstrong	8	4	4	0.0	0.0	0	0	0	0	0
E. Reid	7	5	2	0.0	0.0	0	0	0	0	0
K. Williams	6	4	2	0.0	0.0	0	0	2	0	0
R. Robinson	5	5	0	0.0	0.0	0	0	0	0	0
J. Ward	5	3	2	0.0	0.0	0	0	1	0	0
J. Tartt	5	2	3	0.0	0.0	0	0	1	0	0
<b>Additional Stats: Sacks:</b> A. Armstead 1.0, T. Carradine 1.0, A. Lynch 1.0.										
Seattle	T	S	A	QB	Yds.	Int.	Yds.	PD	FF	FR
K. Wright	8	5	3	0.0	0.0	0	0	1	0	0
B. Wagner	7	4	3	0.0	0.0	1	7	1	0	0
J. Lane	5	5	0	0.0	0.0	0	0	0	0	0
R. Sherman	5	4	1	0.0	0.0	0	0	0	0	1
J. Reed	4	1	3	0.0	0.0	0	0	0	0	0
K. Chancellor	4	0	4	0.0	0.0	0	0	0	0	0
<b>Additional Stats: Sacks:</b> M. Bennett 1.0, F. Clark 1.0.										

# 3



## TENNESSEE TITANS 33, SEATTLE SEAHAWKS 27

### SUNDAY, SEPTEMBER 24, 2017

#### NISSAN STADIUM



The Seattle Seahawks got off to a slow start in Nashville, down 16 points heading into the fourth quarter and 433 yards on offense and 373 passing yards from Russell Wilson proved to be not enough, as the Seahawks lost to the Tennessee Titans, 33-27. The Seahawks punted on their first six possessions, while the Titans were able to take a 6-0 lead with two Ryan Succop field goals. On the Seahawks' final possession of the first half, they drove 86 yards and Wilson hit Doug Baldwin on a 4-yard TD to take a 7-6 lead. The Titans responded with a Succop field goal as time expired for a 9-7 halftime lead. Wilson hit Chris Carson on a 10-yard TD to re-take the lead, but the Titans reeled off touchdown drives on all three third quarter possessions as Marcus Mariota hit Rishard Matthews on a 55-yard TD, then Jonnu Smith on a 24-yard TD, and then DeMarco Murray ran 75 yards to give the Titans a 30-14 lead. Wilson connected with Luke Willson to cut the lead to 30-20, before the Titans added a fourth Succop field goal for a 33-20 lead with 10 minutes remaining. Wilson threw his fourth TD of the day to Paul Richardson with 1:50 remaining, but a failed onside kick returned the ball to Tennessee, which ran the clock out and sealed the 33-27 loss for the Seahawks.

		Seattle	0	7	7	13	27		
		Tennessee	0	9	21	3	33	Seattle	Tennessee
TEN	2	13:23	Succop 24 FG (11-61, 5:20)					0	3
TEN	2	5:51	Succop 37 FG (12-49, 6:30)					0	6
SEA	2	1:15	Baldwin 4 pass Wilson (Walsh kick) (5-86, 0:49)					7	6
TEN	2	0:00	Succop 47 FG (8-47, 1:15)					7	9
SEA	3	10:09	Carson 10 pass Wilson (Walsh kick) (9-75, 4:51)					14	9
TEN	3	7:34	Matthews 55 pass Mariota (Succop kick) (4-75, 2:35)					14	16
TEN	3	3:50	Smith 24 pass Mariota (Succop kick) (5-54, 2:40)					14	23
TEN	3	1:34	Murray 75 run (Succop kick) (1-75, 0:15)					14	30
SEA	4	13:59	Willson 27 pass Wilson (pass failed) (8-75, 2:35)					20	30
TEN	4	10:00	Succop 35 FG (8-58, 3:59)					20	33
SEA	4	1:50	Richardson 8 pass Wilson (Walsh kick) (12-72, 3:19)					27	33

Att. 69,127

### STATISTICS

#### RUSHING

Seattle	Att	Yds	Avg	LG	TD	Tennessee	Att	Yds	Avg	LG	TD
C. Carson	11	34	3.1	7	0	D. Murray	14	115	8.2	75t	1
R. Wilson	7	26	3.7	11	0	D. Henry	13	54	4.2	25	0
C. Prorise	4	9	2.3	6	0	M. Mariota	7	27	3.9	10	0
						T. Taylor	1	-1	-1.0	-1	0
<b>TOTAL</b>	<b>22</b>	<b>69</b>	<b>3.1</b>	<b>11</b>	<b>0</b>	<b>TOTAL</b>	<b>35</b>	<b>195</b>	<b>5.6</b>	<b>75t</b>	<b>1</b>

#### PASSING

Seattle	A	C	Yds	SK/YD	TD	LG	INT	RT	Tennessee	A	C	Yds	SK/YD	TD	LG	INT	RT
R. Wilson	49	29	373	1/9	4	46	0	110.3	M. Mariota	32	20	225	0/0	2	55t	0	104.3
<b>TOTAL</b>	<b>49</b>	<b>29</b>	<b>373</b>	<b>1/9</b>	<b>4</b>	<b>46</b>	<b>0</b>	<b>110.3</b>	<b>TOTAL</b>	<b>32</b>	<b>20</b>	<b>225</b>	<b>0/0</b>	<b>2</b>	<b>55t</b>	<b>0</b>	<b>104.3</b>

#### RECEIVING

Seattle	No	Yds	Avg	LG	TD	Tennessee	No	Yds	Avg	LG	TD
D. Baldwin	10	105	10.5	36	1	R. Matthews	6	87	14.5	55t	1
J. Graham	7	72	10.3	26	0	E. Decker	4	49	12.3	17	0
C. Prorise	3	65	21.7	46	0	D. Walker	4	31	7.8	11	0
L. Willson	3	53	17.7	27t	1	T. Taylor	2	16	8.0	11	0
P. Richardson	2	30	15.0	22	1	J. Smith	1	24	24.0	24t	1
T. Lockett	2	30	15.0	16	0	D. Henry	1	10	10.0	10	0
C. Carson	2	18	9.0	10t	1	D. Murray	1	5	5.0	5	0
						P. Supernaw	1	3	3.0	3	0
<b>TOTAL</b>	<b>29</b>	<b>373</b>	<b>12.9</b>	<b>46</b>	<b>4</b>	<b>TOTAL</b>	<b>20</b>	<b>225</b>	<b>11.3</b>	<b>55t</b>	<b>2</b>

### TEAM STATISTICS

	Seattle	Tennessee
Total First Downs	24	21
Third Down Eff.	4-14-29%	4-14-29%
Total Net Yards	433	420
Total Off. Plays	72	67
Avg. per Play	6.0	6.3
Net Yards Rushing	69	195
Total Rushing Plays	22	35
Net Yards Passing	364	225
Times Sacked/Yards Lost	1/9	0/0
Pass Atts-Comps-Ints	49-29-0	32-20-0
Punts-No. and Avg.	8-48.5	6-56.8
Penalties-No. and Yards	11-98	5-45
Fumbles-No. and Lost	3-0	0-0
Touchdowns	4	3
Field Goals Made-Att	0-0	4-4
Time of Possession	27:19	32:41

### DEFENSE

Seattle	T	S	A	QB	Yds.	Int.	Yds.	PD	FF	FR
B. Wagner	11	8	3	0.0	0.0	0	0	0	0	0
K. Wright	8	5	3	0.0	0.0	0	0	0	0	0
K. Chancellor	7	7	0	0.0	0.0	0	0	0	0	0
S. Griffin	4	2	2	0.0	0.0	0	0	0	0	0
M. Bennett	3	3	0	0.0	0.0	0	0	0	0	0
Tennessee	T	S	A	QB	Yds.	Int.	Yds.	PD	FF	FR
W. Woodyard	10	8	2	0.0	0.0	0	0	0	0	0
L. Ryan	6	5	1	0.0	0.0	0	0	3	0	0
A. Williamson	6	4	2	0.0	0.0	0	0	0	0	0
K. Byard	6	2	4	0.0	0.0	0	0	1	0	0
J. Casey	5	4	1	0.0	0.0	0	0	0	0	0

Additional Stats: Sacks: E. Walden 1.0.

# 4



## SEATTLE SEAHAWKS 46, INDIANAPOLIS 18

### SUNDAY, OCTOBER 1, 2017

#### CENTURYLINK FIELD



Down 15-10 at the half, the Seattle Seahawks outscored the Indianapolis Colts 36-3 in the second half, and were helped by two defensive scores on their way to a 46-18 victory over the Colts at CenturyLink Field on Sunday Night Football. Seattle scored first with a 44-yd. field goal by Blair Walsh. Russell Wilson was sacked in the end zone for a safety, bringing the score to 3-2. Justin Coleman stepped in at cornerback after Jeremy Lane left the game with a groin injury and intercepted Jacoby Brissett, returning it 28 yards for the TD and the 10-2 Seattle lead. The Colts responded with a Robert Turbin 1-yard TD run, and Brissett hit Donte Moncrief for an 18-yard TD, giving the Colts the 15-10 lead at the half. On the Seahawks opening possession of the second half, Wilson scrambled for a TD from 23 yards out, and converted the two-point try to take the 18-15 lead. Adam Vinatieri tied the game with a 40-yard FG. But then the Seahawks took over as J.D. McKissic scored on a 30-yard run before Bobby Wagner recovered a fumble and returned it 21 yards for a TD, giving Seattle the 32-18 lead after three quarters. Wilson hit Luke Willson on a 6-yard TD in the fourth, then connected with McKissic on a 27-yard TD with 2:22 remaining, giving Seattle the 46-18 victory.

<b>Indianapolis</b>	2	13	3	0	<b>18</b>
<b>Seattle</b>	3	7	22	14	<b>46</b>

					<b>Indianapolis</b>	<b>Seattle</b>
SEA	1	8:59	Walsh 44 FG (7-38, 3:04)		0	3
IND	1	3:33	Wilson sacked in end zone by Hairston for a safety		2	3
SEA	2	12:25	Coleman 28 INT return (Walsh kick)		2	10
IND	2	5:25	Turbin 1 run (pass failed) (12-80, 7:00)		8	10
IND	2	0:25	Moncrief 18 pass Brissett (Vinatieri kick) (9-55, 3:09)		15	10
SEA	3	9:23	Wilson 23 run (Wilson-Baldwin pass) (9-84, 5:37)		15	18
IND	3	4:53	Vinatieri 40 FG (4-2, 0:56)		18	18
SEA	3	2:12	McKissic 30 run (Walsh kick) (6-75, 2:41)		18	25
SEA	3	1:59	Wagner 21 fumble return (Walsh kick)		18	32
SEA	4	11:16	Willson 6 pass Wilson (Walsh kick) (9-74, 4:46)		18	39
SEA	4	2:22	McKissic 27 pass Wilson (Walsh kick) (11-84, 6:56)		18	46
Att. 68,872						

### STATISTICS

#### RUSHING

<b>Indianapolis</b>	<b>Att</b>	<b>Yds</b>	<b>Avg</b>	<b>LG</b>	<b>TD</b>	<b>Seattle</b>	<b>Att</b>	<b>Yds</b>	<b>Avg</b>	<b>LG</b>	<b>TD</b>
F. Gore	12	46	3.8	14	0	E. Lacy	11	52	4.7	19	0
J. Brissett	3	33	11.0	25	0	C. Carson	12	42	3.5	11	0
M. Jones	4	11	2.8	5	0	R. Wilson	4	38	9.5	23t	1
R. Turbin	6	8	1.3	4	1	J. McKissic	4	38	9.5	30t	1
						T. Lockett	2	24	12.0	22	0
<b>TOTAL</b>	<b>25</b>	<b>98</b>	<b>3.9</b>	<b>25</b>	<b>1</b>	<b>TOTAL</b>	<b>33</b>	<b>194</b>	<b>5.9</b>	<b>30</b>	<b>2</b>

#### PASSING

<b>Indianapolis</b>	<b>A</b>	<b>C</b>	<b>Yds</b>	<b>SK/YD</b>	<b>TD</b>	<b>LG</b>	<b>INT</b>	<b>RT</b>	<b>Seattle</b>	<b>A</b>	<b>C</b>	<b>Yds</b>	<b>SK/YD</b>	<b>TD</b>	<b>LG</b>	<b>INT</b>	<b>RT</b>
J. Brissett	29	16	157	3/18	1	32	1	67.7	R. Wilson	26	21	295	3/12	2	41	2	107.5
<b>TOTAL</b>	<b>29</b>	<b>16</b>	<b>157</b>	<b>3/18</b>	<b>1</b>	<b>32</b>	<b>1</b>	<b>67.7</b>	<b>TOTAL</b>	<b>26</b>	<b>21</b>	<b>295</b>	<b>3/12</b>	<b>2</b>	<b>41</b>	<b>2</b>	<b>107.5</b>

#### RECEIVING

<b>Indianapolis</b>	<b>No</b>	<b>Yds</b>	<b>Avg</b>	<b>LG</b>	<b>TD</b>	<b>Seattle</b>	<b>No</b>	<b>Yds</b>	<b>Avg</b>	<b>LG</b>	<b>TD</b>
J. Doyle	5	27	5.4	7	0	T. Lockett	4	67	16.8	41	0
F. Gore	3	34	11.3	19	0	J. Graham	4	61	15.3	33	0
T. Hilton	3	30	10.0	13	0	P. Richardson	3	65	21.7	37	0
D. Moncrief	3	30	10.0	18t	1	D. Baldwin	3	35	11.7	27	0
B. Williams	1	32	32.0	32	0	C. Carson	3	24	8.0	9	0
K. Aiken	1	4	4.0	4	0	A. Darboh	2	10	5.0	5	0
						J. McKissic	1	27	27.0	27t	1
						L. Willson	1	6	6.0	6t	1
<b>TOTAL</b>	<b>16</b>	<b>157</b>	<b>9.8</b>	<b>32</b>	<b>1</b>	<b>TOTAL</b>	<b>21</b>	<b>295</b>	<b>14.0</b>	<b>41</b>	<b>2</b>

#### TEAM STATISTICS

	<b>Indianapolis</b>	<b>Seattle</b>
Total First Downs	16	22
Third Down Eff.	6-14-43%	10-15-67%
Total Net Yards	237	477
Total Off. Plays	57	62
Avg. per Play	4.2	7.7
Net Yards Rushing	98	194
Total Rushing Plays	25	33
Net Yards Passing	139	283
Times Sacked/Yards Lost	3/18	3/12
Pass Atts-Comps-Ints	29-16-1	26-21-2
Punts-No. and Avg.	6-41.7	1-35.0
Penalties-No. and Yards	5-31	6-45
Fumbles-No. and Lost	2-1	0-0
Touchdowns	2	6
Field Goals Made-Att	1-1	1-2
Time of Possession	27:48	32:12

#### DEFENSE

<b>Indianapolis</b>	<b>T</b>	<b>S</b>	<b>A</b>	<b>QB</b>	<b>Yds.</b>	<b>Int.</b>	<b>Yds.</b>	<b>PD</b>	<b>FF</b>	<b>FR</b>
J. Bostic	12	5	7	0.0	0.0	0	0	0	0	0
M. Farley	10	4	6	0.0	0.0	1	0	1	0	0
J. Sheard	7	5	2	1.0	3.0	0	0	0	0	0
A. Morrison	7	3	4	0.0	0.0	0	0	0	0	0
N. Hairston	6	3	3	1.0	6.0	0	0	0	0	0
<b>Additional Stats: Sacks: J. Hankins 1.0. INT: M. Hooker 1.</b>										
<b>Seattle</b>	<b>T</b>	<b>S</b>	<b>A</b>	<b>QB</b>	<b>Yds.</b>	<b>Int.</b>	<b>Yds.</b>	<b>PD</b>	<b>FF</b>	<b>FR</b>
E. Thomas	7	4	3	0.0	0.0	0	0	1	0	0
B. Wagner	6	4	2	0.5	7.0	0	0	0	0	1
K. Chancellor	5	4	1	0.0	0.0	0	0	0	0	0
S. Griffin	5	3	2	0.0	0.0	0	0	1	0	0
K. Wright	4	3	1	0.0	0.0	0	0	0	0	0
<b>Additional Stats: Sacks: M. Smith 1.5, M. Bennett 0.5, N. Jones 0.5. INT: J. Coleman 1. FF: M. Smith 1.</b>										

# 5



## SEATTLE SEAHAWKS 16, L.A. RAMS 10 SUNDAY, OCTOBER 8, 2017 L.A. MEMORIAL COLISEUM



The Seattle Seahawks forced five turnovers and held the Los Angeles Rams scoreless through the final two and a half quarters in a 16-10 victory in Los Angeles. On the Rams' opening possession, Earl Thomas saved a touchdown by forcing a Todd Gurley fumble, knocking the ball out as he was stretching out for the goal line, as the ball went out of the end zone for a Seahawks touchback. The Rams later scored at the start of the second quarter, when Tavon Austin broke free for a 27-yard TD run. A Greg Zuerlein 35-yd. field goal on the Rams' next possession gave L.A. a 10-0 lead. Seattle scored with 1:55 remaining in the half when Russell Wilson connected with Jimmy Graham on a 4-yd. fade for a TD. After a quick Rams three-and-out, Seattle added a Blair Walsh field goal to even the score at the half at 10-10. A Zuerlein missed field goal led to a Walsh field goal for Seattle in the third quarter to take the 13-10 lead. Jared Goff was intercepted twice in the second half – first by Sheldon Richardson then by Earl Thomas – and a Frank Clark sack of Goff in the fourth quarter led to Walsh's third field goal of the game and a 16-0 lead for Seattle. On the Rams' final drive, the Seahawks defense held firm and forced a turnover on downs at the Seahawks' 20-yard line, securing the 16-0 victory.

	Seattle	0	10	3	3	16		
	L.A. Rams	0	10	0	0	10	Seattle	L.A. Rams
LAR	2	14:13	Austin 27 run (Zuerlein kick) (10-79, 3:57)				0	7
LAR	2	9:29	Zuerlein 35 FG (4-2, 0:56)				0	10
SEA	2	1:55	Graham 4 pass Wilson (Walsh kick) (15-75, 7:34)				7	10
SEA	2	0:00	Walsh 48 FG (9-46, 1:28)				10	10
SEA	3	5:41	Walsh 49 FG (9-43, 4:13)				13	10
SEA	4	1:09	Walsh 35 FG (4-3, 1:37)				16	10
Att. 60,745								

### STATISTICS

#### RUSHING

Seattle	Att	Yds	Avg	LG	TD	L.A. Rams	Att	Yds	Avg	LG	TD
T. Rawls	8	20	2.5	7	0	T. Gurley	14	43	3.1	11	0
E. Lacy	9	19	2.1	6	0	T. Austin	6	27	4.5	27t	1
R. Wilson	5	16	3.2	9	0	J. Goff	1	22	22.0	22	0
T. Lockett	1	7	7.0	7	0	R. Woods	1	8	8.0	8	0
J. McKissic	2	0	0.0	3	0						
<b>TOTAL</b>	<b>25</b>	<b>62</b>	<b>2.5</b>	<b>9</b>	<b>0</b>	<b>TOTAL</b>	<b>22</b>	<b>100</b>	<b>4.5</b>	<b>27t</b>	<b>1</b>

#### PASSING

Seattle	A	C	Yds	SK/YD	TD	LG	INT	RT	L.A. Rams	A	C	Yds	SK/YD	TD	LG	INT	RT
R. Wilson	37	24	198	3/19	1	21	1	76.2	J. Goff	47	22	288	2/13	0	35	2	48.9
T. McEvoy	1	0	0	0/0	0	0	1	0.0									
<b>TOTAL</b>	<b>38</b>	<b>24</b>	<b>198</b>	<b>3/19</b>	<b>1</b>	<b>21</b>	<b>2</b>	<b>63.3</b>	<b>TOTAL</b>	<b>47</b>	<b>22</b>	<b>288</b>	<b>2/13</b>	<b>0</b>	<b>35</b>	<b>2</b>	<b>48.9</b>

#### RECEIVING

Seattle	No	Yds	Avg	LG	TD	L.A. Rams	No	Yds	Avg	LG	TD
J. Graham	6	37	6.2	9	1	R. Woods	5	66	13.2	20	0
D. Baldwin	4	37	9.3	15	0	T. Higbee	4	98	24.5	35	0
J. McKissic	3	36	12.0	21	0	C. Kupp	3	44	14.7	19	0
P. Richardson	3	35	11.7	14	0	T. Austin	3	14	4.7	9	0
T. Lockett	3	26	8.7	12	0	M. Brown	2	29	14.5	16	0
T. Rawls	2	15	7.5	14	0	P. Cooper	2	22	11.0	19	0
N. Vannett	2	3	1.5	3	0	T. Gurley	2	7	3.5	6	0
E. Lacy	1	9	9.0	9	0	G. Everett	1	8	8.0	8	0
<b>TOTAL</b>	<b>24</b>	<b>198</b>	<b>8.3</b>	<b>21</b>	<b>1</b>	<b>TOTAL</b>	<b>22</b>	<b>288</b>	<b>13.1</b>	<b>35</b>	<b>0</b>

#### TEAM STATISTICS

	Seattle	L.A. Rams
Total First Downs	15	21
Third Down Eff.	8-17-47%	8-15-53%
Total Net Yards	241	375
Total Off. Plays	66	71
Avg. per Play	3.7	5.3
Net Yards Rushing	62	100
Total Rushing Plays	25	22
Net Yards Passing	179	275
Times Sacked/Yards Lost	3/19	2/13
Pass Atts-Comps-Ints	38-24-2	47-22-2
Punts-No. and Avg.	6-39.5	3-45.3
Penalties-No. and Yards	7-40	5-45
Fumbles-No. and Lost	0-0	4-3
Touchdowns	1	1
Field Goals Made-Att	3-3	1-2
Time of Possession	31:16	28:44

#### DEFENSE

Seattle	T	S	A	QB	Yds.	Int.	Yds.	PD	FF	FR
B. Wagner	8	8	0	0.0	0.0	0	0	0	0	0
E. Thomas	7	6	1	0.0	0.0	1	19	1	1	0
S. Griffin	6	6	0	0.0	0.0	0	0	1	0	0
R. Sherman	6	6	0	0.0	0.0	0	0	0	0	0
M. Bennett	4	3	1	1.0	10.0	0	0	0	0	0
<b>Additional Stats: Sacks:</b> F. Clark 1.0. <b>INT:</b> S. Richardson 1. <b>FF:</b> F. Clark 1. <b>FR:</b> S. Richardson 1. N. Thorpe 1.										
L.A. Rams	T	S	A	QB	Yds.	Int.	Yds.	PD	FF	FR
M. Barron	15	12	3	0.0	0.0	0	0	0	0	0
N. Robey	6	5	1	0.0	0.0	0	0	0	0	0
Co. Davis	5	4	1	0.0	0.0	1	0	3	0	0
A. Donald	5	3	2	0.0	0.0	0	0	0	0	0
A. Ogletree	4	3	1	1.0	6.0	0	0	0	0	0
<b>Additional Stats: Sacks:</b> M. Longacre 1.0, R. Quinn 1.0. <b>INT:</b> J. Johnson 1.										



# 6



## SEATTLE SEAHAWKS 24, NEW YORK GIANTS 7 SUNDAY, OCTOBER 22, 2017 METLIFE STADIUM



The Seattle Seahawks defense held the New York Giants to 177 total yards and the Seahawks offense put up 425 yards as the Seahawks won by a score of 24-7 at MetLife Stadium. After a Thomas Rawls fumble in the second quarter, the Giants drove 17 yards in two plays as Eli Manning hit Evan Engram on a 5-yard TD to take a 7-0 lead. The Seahawks scored on a Blair Walsh field goal near the end of the first half to go into halftime down 7-3. In the third quarter, Russell Wilson found Doug Baldwin for a 22-yard TD to take a 10-7 lead. The Giants nearly tied the game but

Aldrick Rosas missed a 47-yard FG attempt. Wilson connected with Paul Richardson on a jump ball in the end zone for a 38-yard TD. Late in the fourth quarter, Wilson hit Jimmy Graham on a 1-yard TD, advancing Seattle's lead to 24-7 with 2:14 remaining. Seattle's defense prevented any further points from the Giants, securing the 24-7 victory.

<b>Seattle</b>	0	3	7	14	<b>24</b>
<b>N.Y. Giants</b>	0	7	0	0	<b>7</b>

					Seattle	N.Y. Giants
NYG	2	11:51	Engram 5 pass Manning (Rosas kick) (2-17, 0:42)		0	7
SEA	2	0:42	Walsh 39 FG (8-49, 1:57)		3	7
SEA	3	7:30	Baldwin 22 pass Wilson (Walsh kick) (4-59, 1:17)		10	7
SEA	4	9:34	Richardson 38 pass Wilson (Walsh kick) (1-38, 0:15)		17	7
SEA	4	2:14	Graham 1 pass Wilson (Walsh kick) (12-50, 5:56)		24	7
Att. 78,527						

### STATISTICS

#### RUSHING

Seattle	Att	Yds	Avg	LG	TD	N.Y. Giants	Att	Yds	Avg	LG	TD
T. Rawls	11	36	3.3	9	0	O. Darkwa	9	35	3.9	7	0
E. Lacy	11	34	3.1	12	0	W. Gallman	5	15	3.0	9	0
T. Lockett	3	15	5.0	6	0	S. Vereen	2	4	2.0	6	0
J. McKissic	3	10	3.3	10	0	T. King	1	-8	-8.0	-8	0
R. Wilson	2	10	5.0	7	0						
A. Davis	1	-1	-1.0	-1	0						
<b>TOTAL</b>	<b>31</b>	<b>104</b>	<b>3.4</b>	<b>12</b>	<b>0</b>	<b>TOTAL</b>	<b>17</b>	<b>46</b>	<b>2.7</b>	<b>9</b>	<b>0</b>

#### PASSING

Seattle	A	C	Yds	SK/YD	TD	LG	INT	RT	N.Y. Giants	A	C	Yds	SK/YD	TD	LG	INT	RT
R. Wilson	39	27	334	1/13	3	38t	0	121.1	E. Manning	39	19	134	1/3	1	25	0	65.5
<b>TOTAL</b>	<b>39</b>	<b>27</b>	<b>334</b>	<b>1/13</b>	<b>3</b>	<b>38t</b>	<b>0</b>	<b>121.1</b>	<b>TOTAL</b>	<b>39</b>	<b>19</b>	<b>134</b>	<b>1/3</b>	<b>1</b>	<b>25</b>	<b>0</b>	<b>65.5</b>

#### RECEIVING

Seattle	No	Yds	Avg	LG	TD	N.Y. Giants	No	Yds	Avg	LG	TD
D. Baldwin	9	92	10.2	32	1	E. Engram	6	60	10.0	25	1
T. Lockett	4	29	7.3	14	0	T. Rudolph	3	32	10.7	15	0
J. Graham	3	51	17.0	29	1	O. Darkwa	3	13	4.3	6	0
P. Richardson	2	61	30.5	38t	1	S. Vereen	3	2	0.7	4	0
A. Darboh	2	29	14.5	16	0	W. Gallman	2	14	7.0	10	0
J. McKissic	2	23	11.5	16	0	R. Lewis	1	12	12.0	12	0
T. Rawls	1	16	16.0	16	0	T. King	1	1	1.0	1	0
L. Willson	1	13	13.0	13	0						
N. Vannett	1	12	12.0	12	0						
E. Lacy	1	9	9.0	9	0						
T. Madden	1	-1	-1.0	-1	0						
<b>TOTAL</b>	<b>27</b>	<b>334</b>	<b>12.4</b>	<b>38t</b>	<b>3</b>	<b>TOTAL</b>	<b>19</b>	<b>134</b>	<b>7.1</b>	<b>25</b>	<b>1</b>

### TEAM STATISTICS

	Seattle	N.Y. Giants
Total First Downs	26	14
Third Down Eff.	6-13-46%	2-12-17%
Total Net Yards	425	177
Total Off. Plays	71	57
Avg. per Play	6.0	3.1
Net Yards Rushing	104	46
Total Rushing Plays	31	17
Net Yards Passing	321	131
Times Sacked/Yards Lost	1/13	1/3
Pass Atts-Comps-Ints	39-27-0	39-19-0
Punts-No. and Avg.	5-38.0	7-43.4
Penalties-No. and Yards	15-110	7-28
Fumbles-No. and Lost	1-1	1-1
Touchdowns	3	1
Field Goals Made-Att	1-1	0-1
Time of Possession	35:26	24:34

### DEFENSE

	T	S	A	QB	Yds.	Int.	Yds.	PD	FF	FR
K. Wright	11	6	5	0.0	0.0	0	0	0	0	0
B. Wagner	8	6	2	0.0	0.0	0	0	1	0	0
J. Reed	7	7	0	1.0	3.0	0	0	0	1	0
K. Chancellor	6	3	3	0.0	0.0	0	0	0	0	0
J. Coleman	4	4	0	0.0	0.0	0	0	1	0	0
<b>Additional Stats: FR: F. Clark 1.</b>										
N.Y. Giants	T	S	A	QB	Yds.	Int.	Yds.	PD	FF	FR
K. Robinson	9	6	3	0.0	0.0	0	0	0	0	0
D. Harrison	7	6	1	0.0	0.0	0	0	0	0	0
E. Apple	6	5	1	0.0	0.0	0	0	2	0	0
D. Kennard	5	4	1	0.0	0.0	0	0	0	0	0
L. Collins	5	4	1	0.0	0.0	0	0	0	0	1
<b>Additional Stats: Sacks: N. Berhe 1.0. FF: A. Moss 1.</b>										





# 9



## SEATTLE SEAHAWKS 22, ARIZONA CARDINALS 16

### THURSDAY, NOVEMBER 9, 2017

#### UNIVERSITY OF PHOENIX STADIUM



The Seattle Seahawks held Adrian Peterson and the Arizona Cardinals' rushing attack to 34 yards on the ground, while Russell Wilson passed for two touchdowns and led Seattle to a 22-16 victory over the Cardinals on Thursday Night Football in Arizona. Wilson hit Jimmy Graham on a 6-yard TD in the first quarter to take a 7-0 lead. The Cardinals responded when Drew Stanton hit Jermaine Gresham on a tight end screen that scored from 14 yards out. After a Seattle punt was downed at the one-yard line, Kam Chancellor stuffed a Peterson run in the end zone for a safety, giving Seattle the 9-7 lead. Blair Walsh connected on two field goals at the end of the second quarter to push Seattle's lead to 15-7. A third quarter field goal by Phil Dawson brought the score to 15-10. Wilson hit Graham for their second TD of the game early in the fourth quarter, bringing Seattle's lead to 22-10. The Cardinals scored with 20 seconds remaining on an Andre Ellington 1-yard run, and a blocked extra point brought them to within 22-16. Arizona's onside kick attempt was recovered by Tyler Lockett, securing Seattle's 22-16 victory.

	Seattle	Arizona
SEA 1 5:07	Graham 6 pass Wilson (Walsh kick) (9-51, 4:00)	
AZ 2 14:53	Gresham 14 pass Stanton (Dawson kick) (9-75, 5:14)	
SEA 2 10:53	Peterson tackled in end zone by Chancellor for a safety	
SEA 2 1:52	Walsh 33 FG (11-76, 5:45)	
SEA 2 0:02	Walsh 43 FG (5-37, 0:44)	
AZ 3 8:32	Dawson 43 FG (11-51, 6:28)	
SEA 4 12:49	Graham 2 pass Wilson (Walsh kick) (7-80, 3:54)	
AZ 4 0:20	Ellington 1 run (kick blocked) (11-61, 2:08)	
Att. 64,639		

### STATISTICS

#### RUSHING

Seattle	Att	Yds	Avg	LG	TD	Arizona	Att	Yds	Avg	LG	TD
T. Rawls	10	27	2.7	23	0	A. Peterson	21	29	1.4	9	0
J. McKissic	5	26	5.2	17	0	A. Ellington	2	4	2.0	3	1
R. Wilson	5	19	3.8	10	0	D. Stanton	1	1	1.0	1	0
C. Proise	3	3	1.0	2	0						
<b>TOTAL</b>	<b>23</b>	<b>75</b>	<b>3.3</b>	<b>23</b>	<b>0</b>	<b>TOTAL</b>	<b>24</b>	<b>34</b>	<b>1.4</b>	<b>9</b>	<b>1</b>

#### PASSING

Seattle	A	C	Yds	SK/YD	TD	LG	INT	RT	Arizona	A	C	Yds	SK/YD	TD	LG	INT	RT
R. Wilson	32	22	238	5/26	2	54	0	111.2	D. Stanton	47	24	273	2/17	1	20	0	75.9
<b>TOTAL</b>	<b>32</b>	<b>22</b>	<b>238</b>	<b>5/26</b>	<b>2</b>	<b>54</b>	<b>0</b>	<b>111.2</b>	<b>TOTAL</b>	<b>47</b>	<b>24</b>	<b>273</b>	<b>2/17</b>	<b>1</b>	<b>20</b>	<b>0</b>	<b>75.9</b>

#### RECEIVING

Seattle	No	Yds	Avg	LG	TD	Arizona	No	Yds	Avg	LG	TD
J. Graham	6	27	4.5	6t	2	L. Fitzgerald	10	113	11.3	18	0
D. Baldwin	5	95	19.0	54	0	J. Gresham	5	64	12.8	20	1
J. McKissic	4	20	5.0	9	0	A. Ellington	3	26	8.7	10	0
N. Vannett	2	22	11.0	16	0	J. Brown	2	27	13.5	18	0
T. Rawls	2	12	6.0	7	0	Ja. Brown	2	13	6.5	9	0
P. Richardson	1	43	43.0	43	0	J. Nelson	1	17	17.0	17	0
T. Lockett	1	16	16.0	16	0	A. Peterson	1	13	13.0	13	0
A. Darboh	1	3	3.0	3	0						
<b>TOTAL</b>	<b>22</b>	<b>238</b>	<b>10.8</b>	<b>54</b>	<b>2</b>	<b>TOTAL</b>	<b>24</b>	<b>273</b>	<b>11.4</b>	<b>20</b>	<b>1</b>

#### TEAM STATISTICS

	Seattle	Arizona
Total First Downs	14	24
Third Down Eff.	3-13-23%	6-15-40%
Total Net Yards	287	290
Total Off. Plays	60	73
Avg. per Play	4.8	4.0
Net Yards Rushing	75	34
Total Rushing Plays	23	24
Net Yards Passing	212	256
Times Sacked/Yards Lost	5/26	2/17
Pass Atts-Comps-Ints	32-22-0	47-24-0
Punts-No. and Avg.	8-49.8	5-46.0
Penalties-No. and Yards	12-108	9-58
Fumbles-No. and Lost	1-0	1-1
Touchdowns	2	2
Field Goals Made-Att	2-2	1-1
Time of Possession	30:53	29:07

#### DEFENSE

	T	S	A	QB	Yds.	Int.	Yds.	PD	FF	FR
B. Wagner	11	8	3	0.0	0.0	0	0	0	0	0
K. Chancellor	10	9	1	0.0	0.0	0	0	1	1	0
K. Wright	9	9	0	0.0	0.0	0	0	2	0	0
J. Coleman	4	3	1	0.0	0.0	0	0	2	0	0
R. Sherman	4	3	1	0.0	0.0	0	0	1	0	0

**Additional Stats: Sacks:** N. Jones 1, D. Jordan 1.

**FR:** S. Richardson 1.

Arizona	T	S	A	QB	Yds.	Int.	Yds.	PD	FF	FR
B. Baker	7	6	1	0.0	0.0	0	0	1	0	0
D. Bucannon	7	6	1	0.0	0.0	0	0	0	0	0
K. Dansby	7	4	3	0.0	0.0	0	0	0	0	0
T. Mathieu	6	5	1	0.0	0.0	0	0	0	0	0
A. Bethea	5	5	0	1.0	8.0	0	0	0	0	0

**Additional Stats: Sacks:** O. Pierre 1, F. Rucker 1, C. Jones 1, H. Reddick 1. **FF:** H. Reddick 1.

# 10



## ATLANTA FALCONS 34, SEATTLE SEAHAWKS 31

### SUNDAY, NOVEMBER 20, 2017

#### CENTURYLINK FIELD



The Seattle Seahawks ran out of time against the Atlanta Falcons, with Blair Walsh's field goal attempt to push overtime falling just short and the Seahawks fell by a score of 34-31 on Monday night at CenturyLink Field. The Falcons went up early, scoring on their first possession as Tevin Coleman scored on a 1-yard run. Russell Wilson was intercepted by Desmond Trufant, setting up a short field and Matt Ryan hit Mohamed Sanu on a 2-yard TD pass for the 14-0 lead. Seattle responded with Wilson connecting with Jimmy Graham on a 4-yard TD. The Falcons pushed their lead to 21-7 when Wilson was sacked and fumbled, which Adrian Clayborn returned 10 yards for the score. Walsh kicked a 30-yard field goal and Wilson ran for a 1-yard TD, before Matt Bryant hit a 44-yard field goal to push the score to 24-17. Seattle drove in field goal range at the end of the half but a fake field goal attempt was unsuccessful. Walsh connected on two third quarter field goals, but Ryan hit Levine Toilolo for a 25-yard TD and Bryant made a 46-yard field goal to give Atlanta a 34-23 lead with 3:49 remaining. Seattle scored quickly, as Wilson hit Doug Baldwin on a 29-yard TD and converted the two-point try with 3:00 remaining to pull within 34-31. A three-and out returned the ball to Seattle with 1:46 remaining. The Seahawks drove down to the Atlanta 34-yard line with :07 remaining, but Walsh's 52-yard attempt fell just short, sealing the Falcons 34-31 victory.

<b>Atlanta</b>	14	10	7	3	<b>34</b>
<b>Seattle</b>	7	10	6	8	<b>31</b>

						Atlanta	Seattle
ATL	1	11:59	Coleman 1 run (Bryant kick) (7-52, 3:01)			7	0
ATL	1	7:52	Sanu 2 pass Ryan (Bryant kick) (7-35, 3:11)			14	0
SEA	1	2:55	Graham 4 pass Wilson (Walsh kick) (9-65, 4:57)			14	7
ATL	2	14:04	Clayborn 10 fumble return (Bryant kick)			21	7
SEA	2	8:11	Walsh 30 FG (11-49, 5:53)			21	10
SEA	2	5:21	Wilson 1 run (Walsh kick) (7-11, 2:50)			21	17
ATL	2	1:06	Bryant 44 FG (9-45, 4:15)			24	17
SEA	3	11:21	Walsh 37 FG (7-53, 3:39)			24	20
ATL	3	7:24	Toilolo 25 pass Ryan (Bryant kick) (8-76, 3:57)			31	20
SEA	3	1:40	Walsh 46 FG (11-47, 5:44)			31	23
ATL	4	3:49	Bryant 19 FG (9-61, 5:08)			34	23
SEA	4	3:00	Baldwin 29 pass Wilson (Wilson-Graham pass) (5-75, 0:49)			34	31

Att. 69,026

### STATISTICS

#### RUSHING

Atlanta	Att	Yds	Avg	LG	TD	Seattle	Att	Yds	Avg	LG	TD
T. Coleman	20	43	2.2	9	1	R. Wilson	7	86	12.3	17	1
T. Ward	6	31	5.2	17	0	J. McKissic	7	30	4.3	7	0
M. Ryan	3	12	4.0	14	0	M. Davis	6	18	3.0	13	0
M. Sanu	1	3	3.0	3	0	E. Lacy	3	2	0.7	2	0
<b>TOTAL</b>	<b>30</b>	<b>89</b>	<b>3.0</b>	<b>17</b>	<b>1</b>	<b>TOTAL</b>	<b>23</b>	<b>136</b>	<b>5.9</b>	<b>17</b>	<b>1</b>

#### PASSING

Atlanta	A	C	Yds	SK/YD	TD	LG	INT	RT	Seattle	A	C	Yds	SK/YD	TD	LG	INT	RT
M. Ryan	27	19	195	1/5	2	29	0	115.5	R. Wilson	42	26	258	3/30	2	29t	1	85.2
<b>TOTAL</b>	<b>27</b>	<b>19</b>	<b>195</b>	<b>1/5</b>	<b>2</b>	<b>29</b>	<b>0</b>	<b>115.5</b>	<b>TOTAL</b>	<b>43</b>	<b>27</b>	<b>254</b>	<b>3/30</b>	<b>2</b>	<b>29t</b>	<b>1</b>	<b>84.8</b>

#### RECEIVING

Atlanta	No	Yds	Avg	LG	TD	Seattle	No	Yds	Avg	LG	TD
Ju. Jones	5	71	14.2	29	0	J. Graham	7	58	8.3	12	1
M. Sanu	3	34	11.3	21	1	P. Richardson	5	56	11.2	18	0
J. Hardy	3	27	9.0	11	0	J. McKissic	5	23	4.6	9	0
L. Toilolo	2	31	15.5	25t	1	T. Lockett	4	37	9.3	14	0
T. Gabriel	2	7	3.5	7	0	M. Davis	2	41	20.5	21	0
A. Hooper	2	-1	-0.5	1	0	D. Baldwin	2	40	20.0	29t	1
T. Coleman	1	15	15.0	15	0	L. Willson	2	-1	-0.5	3	0
T. Ward	1	11	11.0	11	0	<b>TOTAL</b>	<b>27</b>	<b>254</b>	<b>9.4</b>	<b>29t</b>	<b>2</b>
<b>TOTAL</b>	<b>19</b>	<b>195</b>	<b>10.3</b>	<b>29</b>	<b>2</b>						

#### TEAM STATISTICS

	Atlanta	Seattle
Total First Downs	22	26
Third Down Eff.	9-14-64%	5-12-42%
Total Net Yards	279	360
Total Off. Plays	58	69
Avg. per Play	4.8	5.2
Net Yards Rushing	89	136
Total Rushing Plays	30	23
Net Yards Passing	190	224
Times Sacked/Yards Lost	1/5	3/30
Pass Atts-Comps-Ints	27-19-0	43-27-1
Punts-No. and Avg.	3-38.7	1-43.0
Penalties-No. and Yards	7-69	9-106
Fumbles-No. and Lost	2-1	1-1
Touchdowns	4	3
Field Goals Made-Att	2-2	3-4
Time of Possession	30:21	29:39

#### DEFENSE

	T	S	A	QB	Yds.	Int.	Yds.	PD	FF	FR
R. Alford	9	7	2	0.0	0.0	0	0	3	0	0
K. Neal	9	5	4	0.0	0.0	0	0	0	0	0
D. Jones	7	6	1	0.0	0.0	0	0	1	0	0
B. Poole	5	3	2	0.0	0.0	0	0	0	0	0
D. Trufant	4	4	0	0.0	0.0	1	43	3	0	1
<b>Additional Stats: Sacks:</b> G. Jarrett 1.0, T. McKinley 1.0, K. Ishmael 1.0. <b>FF:</b> C. Upshaw 1. <b>FR:</b> A. Clayborn 1.										
Seattle	T	S	A	QB	Yds.	Int.	Yds.	PD	FF	FR
B. Wagner	8	6	2	0.0	0.0	0	0	0	0	0
J. Lane	7	2	5	0.0	0.0	0	0	0	0	0
K. Wright	6	5	1	0.0	0.0	0	0	0	0	0
S. Richardson	6	4	2	1.0	5.0	0	0	0	0	0
E. Thomas	6	3	3	0.0	0.0	0	0	0	0	0



# 11



## SEATTLE SEAHAWKS 24, SAN FRANCISCO 49ERS 13

### SUNDAY, NOVEMBER 26, 2017

#### LEVI'S STADIUM



A slow first half for the Seattle Seahawks gave way to a 17-point second half, as Russell Wilson went 12 of 15 for 148 yards and 2 touchdowns in the second half, leading to a 24-13 victory over the San Francisco 49ers. Wilson threw an interception on the first play from scrimmage, as Eric Reid undercut Jimmy Graham's route. But Seattle's defense forced a punt, one of nine 49ers punts on the day, and returned the ball to the Seahawks. Wilson scored on a 1-yard run early in the second quarter and the 49ers scored on a Robbie Gould field goal at the end of the first half for a half-time score of 7-3. San Francisco added a second Gould field goal in the third quarter, before Wilson hit Nick Vannett on a 17-yard TD to give Seattle the 14-6 lead. Wilson connected with Graham on a 1-yard TD early in the fourth and Blair Walsh made a 34-yard FG later in the quarter to put Seattle ahead 24-6. On the game's final drive, Jimmy Garoppolo subbed in for an injured C.J. Beathard and completed two passes, one a fourth down conversion, and the other a 10-yard TD to Louis Murphy as time expired, bringing the final score to 24-13.

	Seattle	San Francisco	0	7	7	10	24				
			0	3	3	7	13				
								Seattle	San Francisco		
SEA	2	13:23	Wilson 2 run (Walsh kick) (2-16, 0:38)				7	0			
SF	2	0:04	Gould 38 FG (7-47, 1:35)				7	3			
SF	3	9:19	Gould 42 FG (10-51, 5:41)				7	6			
SEA	3	6:33	Vannett 17 pass Wilson (Walsh kick) (6-71, 2:46)				14	6			
SEA	4	14:57	Graham 1 pass Wilson (Walsh kick) (11-63, 5:37)				21	6			
SEA	4	3:27	Walsh 34 FG (6-29, 1:42)				24	6			
SF	4	0:00	Murphy 10 pass from Garoppolo (Gould kick) (13-75, 3:27)				24	13			
Att.	70,134										

### STATISTICS

#### RUSHING

Seattle	Att	Yds	Avg	LG	TD	San Francisco	Att	Yds	Avg	LG	TD
E. Lacy	17	46	2.7	11	0	C. Hyde	16	47	2.9	14	0
R. Wilson	7	25	3.6	11	1	C. Beathard	6	21	3.5	7	0
J. McKissic	4	22	5.5	14	0	M. Breida	1	12	12.0	12	0
T. Lockett	1	2	2.0	2	0	J. Garoppolo	1	4	4.0	4	0
D. Baldwin	1	-5	-5.0	-5	0						
<b>TOTAL</b>	<b>30</b>	<b>90</b>	<b>3.0</b>	<b>14</b>	<b>1</b>	<b>TOTAL</b>	<b>24</b>	<b>84</b>	<b>3.5</b>	<b>14</b>	<b>0</b>

#### PASSING

Seattle	A	C	Yds	SK/YD	TD	LG	INT	RT	San Francisco	A	C	Yds	SK/YD	TD	LG	INT	RT
R. Wilson	34	20	228	0/0	2	26	1	86.4	C. Beathard	38	22	201	3/23	0	34	1	61.4
									J. Garoppolo	2	2	18	0/0	1	10t	0	143.8
<b>TOTAL</b>	<b>34</b>	<b>20</b>	<b>228</b>	<b>0/0</b>	<b>2</b>	<b>26</b>	<b>1</b>	<b>86.4</b>	<b>TOTAL</b>	<b>40</b>	<b>24</b>	<b>219</b>	<b>3/23</b>	<b>1</b>	<b>34</b>	<b>1</b>	<b>72.8</b>

#### RECEIVING

Seattle	No	Yds	Avg	LG	TD	San Francisco	No	Yds	Avg	LG	TD
P. Richardson	4	70	17.5	26	0	C. Hyde	7	21	3.0	7	0
J. McKissic	4	24	6.0	12	0	M. Goodwin	4	78	19.5	34	0
J. Graham	3	34	11.3	25	1	T. Taylor	2	35	17.5	29	0
E. Lacy	3	15	5.0	6	0	K. Bourne	2	22	11.0	15	0
T. McEvoy	2	31	15.5	24	0	L. Murphy	2	14	7.0	10t	1
N. Vannett	2	29	14.5	17t	1	K. Juszczyk	2	8	4.0	4	0
D. Baldwin	2	25	12.5	23	0	G. Celek	2	7	3.5	5	0
						G. Kittle	1	14	14.0	14	0
						M. Breida	1	12	12.0	12	0
						A. Robinson	1	8	8.0	8	0
<b>TOTAL</b>	<b>20</b>	<b>228</b>	<b>11.4</b>	<b>28</b>	<b>2</b>	<b>TOTAL</b>	<b>24</b>	<b>219</b>	<b>9.1</b>	<b>34</b>	<b>1</b>

#### TEAM STATISTICS

	Seattle	San Francisco
Total First Downs	20	16
Third Down Eff.	5-13-38%	5-16-31%
Total Net Yards	318	280
Total Off. Plays	64	67
Avg. per Play	5.0	4.2
Net Yards Rushing	90	84
Total Rushing Plays	30	24
Net Yards Passing	228	196
Times Sacked/Yards Lost	0/0	3/23
Pass Atts-Comps-Ints	34-20-1	40-24-1
Punts-No. and Avg.	6-47.8	9-38.0
Penalties-No. and Yards	6-35	7-74
Fumbles-No. and Lost	1-0	1-0
Touchdowns	3	1
Field Goals Made-Att	1-2	2-2
Time of Possession	29:31	30:29

#### DEFENSE

	T	S	A	QB	Yds.	Int.	Yds.	PD	FF	FR
B. Wagner	8	7	1	0.0	0.0	1	0	1	0	0
B. McDougald	8	6	2	0.0	0.0	0	0	0	0	0
S. Richardson	6	4	2	0.0	0.0	0	0	0	0	0
E. Thomas	5	5	0	0.0	0.0	0	0	0	0	0
M. Bennett	4	3	1	1.0	7.0	0	0	0	0	0
<b>Additional Stats: Sacks:</b> M. Smith 1.0, F. Clark 0.5, B. Jackson 0.5. <b>FF:</b> M. Smith 1.										
San Francisco	T	S	A	QB	Yds.	Int.	Yds.	PD	FF	FR
E. Reid	7	7	0	0.0	0.0	1	0	1	0	0
R. Foster	6	6	0	0.0	0.0	0	0	0	0	0
B. Coyle	6	3	3	0.0	0.0	0	0	0	0	0
R. Blair	5	4	1	0.0	0.0	0	0	0	0	0
D. Johnson	4	4	0	0.0	0.0	0	0	1	0	0

# 12



## SEATTLE SEAHAWKS 24, PHILADELPHIA EAGLES 10

### SUNDAY, DECEMBER 3, 2017

#### CENTURYLINK FIELD



The Seattle Seahawks defense held the Philadelphia Eagles offense to just 10 points while Russell Wilson led the Seattle offense to 24 points with three touchdown passes, as the Seahawks beat the Eagles in Seattle by a score of 24-10 on Sunday Night Football. Seattle went up 3-0 on a Blair Walsh 46-yard field goal on the opening drive of the game and added to its lead when Wilson hit Jimmy Graham on an 11-yard TD pass late in the first quarter to go up 10-0. The Eagles responded with a 75-yard drive that concluded in a Jake Elliott 26-yard field goal for a 10-3 score which the teams took to halftime. On the Eagles' opening drive in the third, Sheldon Richardson ripped the ball out of Carson Wentz' grip at the one-yard line and the ball went through the end zone for a Seahawks touchback. Wilson connected with Tyler Lockett on a 1-yard TD pass to take the 17-3 lead. Philadelphia responded as Wentz hit Nelson Agholor on a 27-yard TD to make it a one-score game at 17-10. Seattle added to that lead with a 15-yard TD pass from Wilson to J.D. McKissic with 7:29 left in the game. Seattle's defense kept Philadelphia from scoring, including Byron Maxwell sealing the game with an interception of Wentz in the end zone, securing the 24-10 victory.

	Philadelphia	0	3	0	7	10		
	Seattle	10	0	7	7	24	Philadelphia	Seattle
SEA	1	9:47	Walsh 46 FG (12-53, 5:13)				0	3
SEA	1	0:10	Graham 11 pass Wilson (Walsh kick) (5-85, 2:48)				0	10
PHI	2	7:51	Elliott 26 FG (16-75, 7:19)				3	10
SEA	3	5:42	Lockett 1 pass Wilson (Walsh kick) (11-80, 3:57)				3	17
PHI	4	12:08	Agholor 27 pass Wentz (Elliott kick) (7-81, 3:48)				10	17
SEA	4	7:29	McKissic 15 pass Wilson (Walsh kick) (10-73, 4:39)				10	24
Att. 69,075								

### STATISTICS

#### RUSHING

Philadelphia	Att	Yds	Avg	LG	TD	Seattle	Att	Yds	Avg	LG	TD
J. Ajayi	9	35	3.9	11	0	M. Davis	16	64	4.0	22	0
C. Wentz	6	30	5.0	12	0	R. Wilson	6	31	5.2	10	0
L. Blount	8	26	3.3	11	0	T. Rawls	1	4	4.0	4	0
C. Clement	3	7	2.3	8	0	E. Lacy	1	3	3.0	3	0
						J. McKissic	1	-1	-1.0	-1	0
<b>TOTAL</b>	<b>26</b>	<b>98</b>	<b>3.8</b>	<b>12</b>	<b>0</b>	<b>TOTAL</b>	<b>25</b>	<b>101</b>	<b>4.0</b>	<b>22</b>	<b>0</b>

#### PASSING

Philadelphia	A	C	Yds	SK/YD	TD	LG	INT	RT	Seattle	A	C	Yds	SK/YD	TD	LG	INT	RT
C. Wentz	45	29	348	3/21	1	51	1	86.2	R. Wilson	31	20	227	2/18	3	47	0	118.6
<b>TOTAL</b>	<b>45</b>	<b>29</b>	<b>348</b>	<b>3/21</b>	<b>1</b>	<b>51</b>	<b>1</b>	<b>86.2</b>	<b>TOTAL</b>	<b>31</b>	<b>20</b>	<b>227</b>	<b>2/18</b>	<b>3</b>	<b>47</b>	<b>0</b>	<b>118.6</b>

#### RECEIVING

Philadelphia	No	Yds	Avg	LG	TD	Seattle	No	Yds	Avg	LG	TD
N. Agholor	7	141	20.1	51	1	D. Baldwin	5	84	16.8	47	0
T. Smith	5	29	5.8	11	0	M. Davis	4	37	9.3	23	0
A. Jeffery	4	61	15.3	23	0	N. Vannett	3	40	13.3	21	0
T. Burton	4	42	10.5	14	0	J. Graham	3	26	8.7	11t	1
C. Clement	3	30	10.0	23	0	T. Lockett	2	17	8.5	16	1
J. Ajayi	3	11	3.7	11	0	P. Richardson	2	8	4.0	7	0
Z. Ertz	2	24	12.0	14	0	J. McKissic	1	15	15.0	15t	1
M. Hollins	1	10	10.0	10	0						
<b>TOTAL</b>	<b>29</b>	<b>348</b>	<b>12.0</b>	<b>51</b>	<b>1</b>	<b>TOTAL</b>	<b>20</b>	<b>227</b>	<b>11.4</b>	<b>47</b>	<b>3</b>

#### TEAM STATISTICS

	Philadelphia	Seattle
Total First Downs	25	20
Third Down Eff.	8-16-50%	6-12-50%
Total Net Yards	425	310
Total Off. Plays	74	58
Avg. per Play	5.7	5.3
Net Yards Rushing	98	101
Total Rushing Plays	26	25
Net Yards Passing	327	209
Times Sacked/Yards Lost	3/21	2/18
Pass Atts-Comps-Ints	45-29-1	31-20-0
Punts-No. and Avg.	3-41.0	5-39.8
Penalties-No. and Yards	7-64	5-46
Fumbles-No. and Lost	2-1	0-0
Touchdowns	1	3
Field Goals Made-Att	1-1	1-1
Time of Possession	31:54	28:06

#### DEFENSE

Philadelphia	T	S	A	QB	Yds.	Int.	Yds.	PD	FF	FR
M. Kendrick	9	5	4	0.0	0.0	0	0	0	0	0
J. Mills	7	5	2	0.0	0.0	0	0	0	0	0
N. Bradham	6	3	3	0.0	0.0	0	0	0	0	0
R. McLeod	5	5	0	0.0	0.0	0	0	0	0	0
B. Graham	5	4	1	1.5	12.0	0	0	0	0	0
<b>Additional Stats: Sacks: D. Barnett 0.5.</b>										
Seattle	T	S	A	QB	Yds.	Int.	Yds.	PD	FF	FR
B. Wagner	13	9	4	0.0	0.0	0	0	0	0	0
B. McDougald	12	7	5	0.0	0.0	0	0	2	0	0
K. Wright	10	8	2	0.0	0.0	0	0	0	0	0
B. Maxwell	7	4	3	0.0	0.0	1	0	2	0	0
S. Griffin	5	4	1	0.0	0.0	0	0	2	0	0
E. Thomas	5	4	1	0.0	0.0	0	0	0	0	0
<b>Additional Stats: Sacks: F. Clark 2.0, J. Coleman 1.0. FF: S. Richardson 1.</b>										

# 13



## JACKSONVILLE JAGUARS 30, SEATTLE SEAHAWKS 24

### SUNDAY, DECEMBER 10, 2017

#### EVERBANK FIELD



The Seattle Seahawks could not overcome a 17-point fourth quarter deficit, falling to the Jacksonville Jaguars by a score of 30-24. The Jaguars took a first quarter lead with a Josh Lambo 38-yard field goal. Seattle drove into field goal range at the end of the first half but Blair Walsh's 38-yard attempt missed wide right. Blake Bortles hit Dede Westbrook for an 18-yard touchdown in the third quarter, putting Jacksonville up 10-0. The Seahawks responded with a 65-yard drive and Walsh connected on a 28-yard field goal. Seattle evened the score at 10-10 when Russell Wilson hit Doug Baldwin for a 26-yard TD. On the following play, Bortles found Keelan Cole on a 75-yard TD, taking back the 17-10 lead. After a 72-yard punt return by Jaydon Mickens, Leonard Fournette scored on a one-yard TD run. Lambo connected on a 51-yard FG on Jacksonville's following possession, giving the Jaguars a 27-10 lead with 10 minutes to play in the fourth quarter. Seattle responded, as Wilson hit Paul Richardson for a 61-yard TD on the first play of the drive. The Jaguars added a field goal before Wilson found Tyler Lockett on a 74-yard TD, bringing the score to 30-24 Jacksonville with under four minutes to play. Seattle's defense forced a punt but Seattle turned the ball over on downs, and the defense was unable to stop Fournette from gaining a first down and sealing the win for Jacksonville, 30-24.

<b>Seattle</b>	0	0	10	14	<b>24</b>
<b>Jacksonville</b>	3	0	21	6	<b>30</b>

						Seattle	Jacksonville
JAX	1	6:26	Lambo 38 FG (9-73, 3:57)			0	3
JAX	3	12:02	Westbrook 18 pass Bortles (Lambo kick) (5-42, 2:35)			0	10
SEA	3	8:30	Walsh 28 FG (9-65, 3:32)			3	10
SEA	3	7:32	D. Baldwin 26 pass Wilson (Walsh kick) (2-25, 0:51)			10	10
JAX	3	7:21	Cole 75 pass Bortles (Lambo kick) (1-75, 0:11)			10	17
JAX	3	5:37	Fournette 1 run (Lambo kick) (1-1, 0:03)			10	24
JAX	4	10:04	Lambo 51 FG (13-65, 7:31)			10	27
SEA	4	9:48	Richardson 61 pass Wilson (Walsh kick) (1-61, 0:16)			17	27
JAX	4	4:05	Lambo 32 FG (9-54, 5:43)			17	30
SEA	4	3:42	Lockett 74 pass from Wilson (Walsh kick) (2-79, 0:23)			24	30
Att. 64,431							

### STATISTICS

#### RUSHING

Seattle	Att	Yds	Avg	LG	TD	Jacksonville	Att	Yds	Avg	LG	TD
M. Davis	15	66	4.4	21	0	L. Fournette	24	101	4.2	15	1
R. Wilson	5	50	10.0	19	0	C. Ivory	6	48	8.0	34	0
J. McKissic	3	15	5.0	9	0	T. Yeldon	2	9	4.5	6	0
T. Lockett	1	10	10.0	10	0	B. Bortles	7	-2	-0.3	2	0
<b>TOTAL</b>	<b>24</b>	<b>141</b>	<b>5.9</b>	<b>21</b>	<b>0</b>	<b>TOTAL</b>	<b>39</b>	<b>156</b>	<b>4.0</b>	<b>34</b>	<b>1</b>

#### PASSING

Seattle	A	C	Yds	SK/YD	TD	LG	INT	RT	San Francisco	A	C	Yds	SK/YD	TD	LG	INT	RT
R. Wilson	31	17	271	2/11	3	74t	3	76.9	B. Bortles	27	18	268	0/0	2	75t	0	123.7
<b>TOTAL</b>	<b>31</b>	<b>17</b>	<b>271</b>	<b>2/11</b>	<b>3</b>	<b>74t</b>	<b>3</b>	<b>76.9</b>	<b>TOTAL</b>	<b>27</b>	<b>18</b>	<b>268</b>	<b>0/0</b>	<b>2</b>	<b>75t</b>	<b>0</b>	<b>123.7</b>

#### RECEIVING

Seattle	No	Yds	Avg	LG	TD	Jacksonville	No	Yds	Avg	LG	TD
J. McKissic	5	20	4.0	6	0	D. Westbrook	5	81	16.2	29	1
T. Lockett	4	90	22.5	74t	1	M. Lee	5	65	13.0	18	0
D. Baldwin	3	78	26.0	43	1	L. Fournette	4	18	4.5	8	0
P. Richardson	3	72	24.0	61t	1	K. Cole	3	99	33.0	75t	1
L. Willson	1	12	12.0	12	0	L. Pinkard	1	5	5.0	5	0
M. Davis	1	-1	-1.0	-1	0						
<b>TOTAL</b>	<b>17</b>	<b>271</b>	<b>15.9</b>	<b>74t</b>	<b>3</b>	<b>TOTAL</b>	<b>18</b>	<b>268</b>	<b>14.9</b>	<b>75t</b>	<b>2</b>

#### TEAM STATISTICS

	Seattle	Jacksonville
Total First Downs	17	20
Third Down Eff.	2-9-22%	4-12-33%
Total Net Yards	401	424
Total Off. Plays	57	66
Avg. per Play	7.0	6.4
Net Yards Rushing	141	156
Total Rushing Plays	24	39
Net Yards Passing	260	268
Times Sacked/Yards Lost	2/11	0/0
Pass Atts-Comps-Ints	31-17-3	27-18-0
Punts-No. and Avg.	4-45.3	5-38.8
Penalties-No. and Yards	6-73	7-48
Fumbles-No. and Lost	0-0	1-1
Touchdowns	3	3
Field Goals Made-Att	1-2	3-3
Time of Possession	26:59	33:01

#### DEFENSE

	T	S	A	QB	Yds.	Int.	Yds.	PD	FF	FR
B. Maxwell	9	9	0	0.0	0.0	0	0	1	0	0
E. Thomas	9	6	3	0.0	0.0	0	0	0	0	0
B. McDougald	8	5	3	0.0	0.0	0	0	0	0	0
M. Wilhoite	4	3	1	0.0	0.0	0	0	0	0	0
<b>Jacksonville</b>	<b>T</b>	<b>S</b>	<b>A</b>	<b>QB</b>	<b>Yds.</b>	<b>Int.</b>	<b>Yds.</b>	<b>PD</b>	<b>FF</b>	<b>FR</b>
A. Colvin	6	6	0	0.0	0.0	0	0	0	0	0
M. Jack	6	5	1	0.0	0.0	0	0	0	0	0
P. Posluszny	4	4	0	0.0	0.0	0	0	0	0	0
M. Jackson	3	2	1	1.0	8.0	0	0	0	0	0
M. Dareus	3	2	1	0.0	0.0	0	0	0	0	0

**Additional Stats:** Sacks: Y. Ngakoue 1.0. INT: A. Bouye 2, J. Ramsey 1.

# 14



## L.A. RAMS 42, SEATTLE SEAHAWKS 7

### SUNDAY, DECEMBER 17, 2017

#### CENTURYLINK FIELD



The Seattle Seahawks were outmatched by the Los Angeles Rams in Seattle as the Rams rushed for 244 yards with Todd Gurley rushing for three touchdowns and caught another while the Rams defense held the Seahawks to 149 total yards and sacked Russell Wilson seven times. Greg Zuerlein made two first-quarter field goals to put the Rams up 6-0. Gurley scored on two one-yard runs to put L.A. up 20-0. Jared Goff hit Robert Woods on a 1-yard TD pass to go up 27-0. Gurley again scored just before the end of the half on a 57-yard run, to go up 34-0 at the half. Gurley scored his fourth TD on a 14-yard pass from Goff, but a missed extra point left the Rams' lead at 40-0 midway through the third quarter. Seattle scored on a 26-yard pass from Wilson to Luke Willson late in the third quarter. In the fourth, a grounding penalty called on Wilson in his own end zone resulted in a Rams safety, and the 42-7 final score.

		Los Angeles	Seattle			Los Angeles	Seattle
		13	21	6	2	42	
		0	0	7	0	7	
LA	1	12:06	Zuerlein 36 FG (5-22, 1:30)			3	0
LA	1	8:21	Zuerlein 31 FG (7-37, 2:39)			6	0
LA	1	5:57	Gurley 1 run (Zuerlein kick) (1-1, 0:03)			13	0
LA	2	8:13	Gurley 1 run (Zuerlein kick) (5-36, 2:02)			20	0
LA	2	3:26	Woods 1 pass Goff (Zuerlein kick) (7-39, 4:01)			27	0
LA	2	0:28	Gurley 57 run (Zuerlein kick) (3-47, 0:51)			34	0
LA	3	7:04	Gurley 14 pass (Kick failed, hru) (7-46, 3:52)			40	0
SEA	3	1:23	Willson 26 pass Wilson (Walsh kick) (7-77, 1:48)			40	7
LA	4	10:14	Penalty on Wilson enforced in end zone for a safety			42	7
Att.		69,077					

### STATISTICS

#### RUSHING

Los Angeles	Att	Yds	Avg	LG	TD	Seattle	Att	Yds	Avg	LG	TD
T. Gurley	21	152	7.2	57t	3	R. Wilson	5	39	7.8	15	0
M. Brown	10	45	4.5	14	0	J. McKissic	6	20	3.3	5	0
T. Austin	10	44	4.4	18	0	M. Davis	6	19	3.2	11	0
S. Mannion	2	3	1.5	3	0						
<b>TOTAL</b>	<b>43</b>	<b>244</b>	<b>5.7</b>	<b>57t</b>	<b>3</b>	<b>TOTAL</b>	<b>17</b>	<b>78</b>	<b>4.6</b>	<b>15</b>	<b>0</b>

#### PASSING

Los Angeles	A	C	Yds	SK/YD	TD	LG	INT	RT	Seattle	A	C	Yds	SK/YD	TD	LG	INT	RT
J. Goff	21	14	120	2/16	2	15	1	93.4	R. Wilson	30	14	142	7/71	1	26t	0	71.8
S. Mannion	2	1	4	0/0	0	4	0	56.2									
<b>TOTAL</b>	<b>23</b>	<b>15</b>	<b>124</b>	<b>2/16</b>	<b>2</b>	<b>15</b>	<b>1</b>	<b>89.8</b>	<b>TOTAL</b>	<b>30</b>	<b>14</b>	<b>142</b>	<b>7/71</b>	<b>1</b>	<b>26t</b>	<b>0</b>	<b>71.8</b>

#### RECEIVING

Los Angeles	No	Yds	Avg	LG	TD	Seattle	No	Yds	Avg	LG	TD
R. Woods	6	45	7.5	14	1	J. McKissic	3	38	12.7	26	0
T. Gurley	3	28	9.3	14t	1	M. Davis	2	20	10.0	11	0
C. Kupp	2	21	10.5	15	0	P. Richardson	2	18	9.0	11	0
S. Watkins	2	14	7.0	7	0	T. Lockett	2	8	4.0	4	0
T. Higbee	1	12	12.0	12	0	L. Willson	1	26	26.0	26t	1
D. Carrier	1	4	4.0	4	0	T. McEvoy	1	19	19.0	19	0
						A. Darboh	1	8	8.0	8	0
						D. Baldwin	1	6	6.0	6	0
						J. Graham	1	-1	-1.0	-1	0
<b>TOTAL</b>	<b>15</b>	<b>124</b>	<b>8.3</b>	<b>15</b>	<b>2</b>	<b>TOTAL</b>	<b>14</b>	<b>142</b>	<b>10.1</b>	<b>26t</b>	<b>1</b>

#### TEAM STATISTICS

	Los Angeles	Seattle
Total First Downs	19	11
Third Down Eff.	6-16-38%	4-14-29%
Total Net Yards	352	149
Total Off. Plays	68	54
Avg. per Play	5.2	2.8
Net Yards Rushing	244	78
Total Rushing Plays	43	17
Net Yards Passing	108	71
Times Sacked/Yards Lost	2/16	7/71
Pass Atts-Comps-Ints	23-15-1	30-14-0
Punts-No. and Avg.	5-42.6	9-47.4
Penalties-No. and Yards	3-25	9-60
Fumbles-No. and Lost	2-0	3-2
Touchdowns	5	1
Field Goals Made-Att	2-2	0-0
Time of Possession	36:46	23:14

#### DEFENSE

Los Angeles	T	S	A	QB	Yds.	Int.	Yds.	PD	FF	FR
A. Donald	5	4	1	3.0	37.0	0	0	0	1	0
C. Barwin	5	4	1	1.0	8.0	0	0	0	0	0
J. Johnson	5	2	3	0.0	0.0	0	0	1	0	0
C. Littleton	4	2	2	0.0	0.0	0	0	0	0	0
N. Robey	4	2	2	0.0	0.0	0	0	0	0	0
A. Ogletree	4	1	3	0.0	0.0	0	0	0	0	1

**Additional Stats: Sacks:** R. Quinn 2.0, M. Brockers 0.5, M. Longacre 0.5. **FF:** L. Joyner 1, R. Quinn 1. **FR:** M. Fox 1.

Seattle	T	S	A	QB	Yds.	Int.	Yds.	PD	FF	FR
B. McDougald	9	7	2	0.0	0.0	0	0	1	0	0
T. Garvin	9	6	3	0.0	0.0	0	0	1	0	0
E. Thomas	8	4	4	0.0	0.0	0	0	1	0	0
B. Wagner	7	3	4	0.0	0.0	0	0	0	0	0
D. Jordan	7	2	5	1.0	4.0	0	0	0	0	0

**Additional Stats: Sacks:** F. Clark 1.0. **FF:** F. Clark 1. **INT:** M. Wilhoite 1.

# 15



## SEATTLE SEAHAWKS 21, DALLAS COWBOYS 12

### SUNDAY, DECEMBER 24, 2017

#### AT&T STADIUM



The Seattle Seahawks amounted just 136 total yards but forced three turnovers and held the Dallas Cowboys to field goals, giving the Seahawks a 21-12 victory in Dallas on Christmas Eve. Dallas scored two second-quarter field goals before Russell Wilson hit Jimmy Graham for a 3-yard TD to take the 7-6 lead. But Dallas added a third Dan Bailey field goal at the end of the half to take the 9-7 halftime lead. Justin Coleman intercepted Dak Prescott in the third quarter and returned it 30 yards for a touchdown, taking back the lead at 14-9. Bailey added a fourth field goal in the third quarter. Wilson hit Doug Baldwin for a 6-yard TD, to go up 21-12 with just under 12 minutes remaining. Bailey missed two fourth quarter field goals and Seattle held on to the 21-12 victory.

<b>Seattle</b>	0	7	7	7	<b>21</b>
<b>Dallas</b>	0	9	3	0	<b>12</b>

		Seattle		Dallas	
DAL	2	14:11	Bailey 34 FG (11-42, 5:50)	0	3
DAL	2	5:48	Bailey 51 FG (8-30, 5:24)	0	6
SEA	2	1:38	Graham 3 pass Wilson (Walsh kick) (5-43, 2:24)	7	6
DAL	2	0:03	Bailey 51 FG (8-49, 1:35)	7	9
SEA	3	11:19	Coleman 30 INT return (Walsh kick)	14	9
DAL	3	8:36	Bailey 39 FG (5-44, 2:43)	14	12
SEA	4	11:59	Baldwin 6 pass Wilson (Walsh kick) (13-79, 6:25)	21	12
Att.		92,150			

### STATISTICS

#### RUSHING

Seattle	Att	Yds	Avg	LG	TD	Dallas	Att	Yds	Avg	LG	TD
R. Wilson	9	29	3.2	14	0	E. Elliott	24	97	4.0	9	0
M. Davis	15	25	1.7	8	0	D. Prescott	4	21	5.3	13	0
T. Rawls	5	20	4.0	15	0	R. Smith	2	10	5.0	5	0
T. Lockett	1	2	2.0	2	0						
<b>TOTAL</b>	<b>30</b>	<b>76</b>	<b>2.5</b>	<b>15</b>	<b>0</b>	<b>TOTAL</b>	<b>30</b>	<b>128</b>	<b>4.3</b>	<b>13</b>	<b>0</b>

#### PASSING

Seattle	A	C	Yds	SK/YD	TD	LG	INT	RT	Dallas	A	C	Yds	SK/YD	TD	LG	INT	RT
R. Wilson	21	14	93	3/33	2	20	0	107.8	D. Prescott	34	21	182	4/27	0	33	2	51.3
<b>TOTAL</b>	<b>21</b>	<b>14</b>	<b>93</b>	<b>3/33</b>	<b>2</b>	<b>20</b>	<b>0</b>	<b>107.8</b>	<b>TOTAL</b>	<b>34</b>	<b>21</b>	<b>182</b>	<b>4/27</b>	<b>0</b>	<b>33</b>	<b>2</b>	<b>51.3</b>

#### RECEIVING

Seattle	No	Yds	Avg	LG	TD	Dallas	No	Yds	Avg	LG	TD
D. Baldwin	4	35	8.8	20	1	J. Witten	5	39	7.8	11	0
M. Davis	4	18	4.5	12	0	T. Williams	4	43	10.8	17	0
P. Richardson	2	21	10.5	11	0	E. Elliott	4	21	5.3	9	0
L. Willson	2	9	4.5	8	0	D. Bryant	3	44	14.7	33	0
T. Lockett	1	7	7.0	7	0	R. Smith	3	23	7.7	10	0
J. Graham	1	3	3.0	3t	1	C. Beasley	2	12	6.0	6	0
<b>TOTAL</b>	<b>14</b>	<b>93</b>	<b>6.6</b>	<b>20</b>	<b>2</b>	<b>TOTAL</b>	<b>21</b>	<b>182</b>	<b>8.7</b>	<b>33</b>	<b>0</b>

#### TEAM STATISTICS

	Seattle	Dallas
Total First Downs	15	21
Third Down Eff.	4-11-36%	6-13-46%
Total Net Yards	136	283
Total Off. Plays	54	68
Avg. per Play	2.5	4.2
Net Yards Rushing	76	128
Total Rushing Plays	30	30
Net Yards Passing	60	155
Times Sacked/Yards Lost	3/33	4/27
Pass Atts-Comps-Ints	21-14-0	34-21-2
Punts-No. and Avg.	7-46.1	2-50.0
Penalties-No. and Yards	11-142	7-75
Fumbles-No. and Lost	1-0	1-1
Touchdowns	3	0
Field Goals Made-Att	0-0	4-6
Time of Possession	27:10	32:50

#### DEFENSE

Seattle	T	S	A	QB	Yds.	Int.	Yds.	PD	FF	FR
E. Thomas	11	5	6	0.0	0.0	0	0	0	0	0
B. Wagner	8	5	3	0.0	0.0	0	0	0	0	0
K. Wright	6	4	2	0.0	0.0	1	1	2	0	1
B. Maxwell	5	5	0	0.0	0.0	0	0	1	1	0
S. Griffin	5	4	1	1.0	5.0	0	0	0	0	0
<b>Additional Stats: Sacks:</b> M. Bennett 1.0, F. Clark 1.0, D. Jordan 1.0. <b>INT:</b> J. Coleman 1.										
Dallas	T	S	A	QB	Yds.	Int.	Yds.	PD	FF	FR
S. Lee	14	7	7	0.0	0.0	0	0	0	0	0
C. Awwuzie	5	2	3	0.0	0.0	0	0	0	0	0
J. Heath	4	4	0	0.0	0.0	0	0	0	0	0
A. Hitchens	4	2	2	0.0	0.0	0	0	0	0	0
T. Crawford	3	2	1	0.0	0.0	0	0	1	0	0
<b>Sacks:</b> D. Lawrence 1.0, T. Charlton 1.0, B. Mayowa 1.0.										



# The Last Time

## OVERTIME GAME

Seattle 6, at Arizona 6 10/23/16

## OVERTIME WIN

BY SEAHAWKS: Seattle 26, vs. Denver 20 9/21/14

BY OPPONENTS: at Cincinnati 27, Seattle 24 10/11/15

OVERTIME TIE: Seattle 6, at Arizona 6 10/23/16

## 500 TOTAL YARDS

BY SEAHAWKS: 534, vs. Carolina 12/4/16

BY OPPONENTS: 509, vs. Houston 10/29/17

## 400 TOTAL YARDS

BY SEAHAWKS: 401, at Jacksonville 12/10/17

BY OPPONENTS: 424, at Jacksonville 12/10/17

## 300 YARDS RUSHING (TEAM)

BY SEAHAWKS: 350, vs. New York Giants 11/9/14

BY OPPONENTS: 356, vs. LA Raiders 11/30/87

## 200 YARDS RUSHING (TEAM)

BY SEAHAWKS: 240, vs. Carolina 12/4/16

BY OPPONENTS: 244, vs. LA Rams 12/17/17

## 400 NET YARDS PASSING (TEAM)

BY SEAHAWKS: 446, vs. Houston 10/29/17

BY OPPONENTS: 480, vs. Pittsburgh 11/29/15

## 300 NET YARDS PASSING (TEAM)

BY SEAHAWKS: 446, vs. Houston 10/29/17

BY OPPONENTS: 327, vs. Philadelphia 12/3/17

## 50 OR MORE POINTS SCORED

BY SEAHAWKS: 50, at Buffalo (in Toronto) 12/16/12

BY OPPONENTS: 51, at Dallas 11/27/80

## 40 OR MORE POINTS SCORED

BY SEAHAWKS: 41, vs. Houston 10/29/17

BY OPPONENTS: 42, vs. LA Rams 12/17/17

## 30 OR MORE POINTS SCORED

BY SEAHAWKS: 31, vs. Atlanta 11/20/17

BY OPPONENTS: 42, vs. LA Rams 12/17/17

## SHUTOUT

BY SEAHAWKS: 26-0, vs. Chicago 9/27/15

BY OPPONENTS: 24-0, at Pittsburgh 9/18/11

## TWO 100-YARD RUSHERS IN SAME GAME

BY SEAHAWKS: vs. New York Giants 11/9/14

M. Lynch 21-140, R. Wilson 14-107

BY OPPONENTS: at Philadelphia 12/12/76

Tom Sullivan 121, Mike Hogan 104

## TWO 100-YARD RECEIVERS IN SAME GAME

BY SEAHAWKS: vs. Houston 10/29/17

T. Lockett 6-121, P. Richardson 6-105

BY OPPONENTS: vs. Houston 10/29/17

D. Hopkins 8-224, W. Fuller 5-125

## 200 YARDS RUSHING

BY SEAHAWKS: 209, T. Rawls vs. San Francisco 11/22/15

BY OPPONENTS: 207, F. Gore at San Francisco 9/20/09

## 100 YARDS RUSHING

BY SEAHAWKS: 106, T. Rawls vs. Carolina 12/4/16

BY OPPONENTS: 152, T. Gurley vs. LA Rams 12/17/17

## 30+ CARRIES

BY SEAHAWKS: 30, T. Rawls vs. San Francisco 11/22/15

BY OPPONENTS: 33, D. Johnson at Arizona 10/23/16

## 400 YARDS PASSING

BY SEAHAWKS: 452, R. Wilson vs. Houston 10/29/17

BY OPPONENTS: 402, D. Watson vs. Houston 10/29/17

## 300 YARDS PASSING

BY SEAHAWKS: 452, R. Wilson vs. Houston 10/29/17

BY OPPONENTS: 348, C. Wentz vs. Philadelphia 12/3/17

## 200 YARDS RECEIVING

BY SEAHAWKS: 261, S. Largent at Detroit 10/18/87

BY OPPONENTS: 224, D. Hopkins vs. Houston 10/29/17

## 100 YARDS RECEIVING

BY SEAHAWKS: 108, D. Baldwin vs. Washington 11/5/17

BY OPPONENTS: 141, N. Agholar vs. Philadelphia 12/3/17

## 10 RECEPTIONS

BY SEAHAWKS: 10-105, D. Baldwin at Tennessee 9/24/17

BY OPPONENTS: 10-113, L. Fitzgerald at Arizona 11/9/17

## 100 YD RUSHER, 300 YD PASSER, 100 YD RECEIVER

BY SEAHAWKS: at Arizona 12/21/14

339 (pass) R. Wilson, 113 (rush) M. Lynch,

113 (rec) D. Baldwin, 139 (rec) L. Willson

BY OPPONENTS: at Houston 9/29/13

355 (pass) M. Schaub, 27-102 (rush) A. Foster,

9-110 (rec) A. Johnson

## 100 YD RUSHER, 100 YD RECEIVER

BY SEAHAWKS: vs. San Francisco 9/25/16

20-106 (rush) Michael, 8-164 (rec) Baldwin, 6-100 (rec) Graham

BY OPPONENTS: at Houston 9/29/13

27-102 (rush) A. Foster, 9-110 (rec) A. Johnson

## TWO 100 YD RECEIVERS, 300 YD PASSER

BY SEAHAWKS: vs. Houston 10/29/17

6-121 T. Lockett, 6-105 P. Richardson, 452 R. Wilson

BY OPPONENTS: vs. Houston 10/29/17

224 D. Hopkins, 125 W. Fuller, 402 D. Watson

## 100 YD RUSHER, 300 YD PASSER, TWO 100 YD RECEIVERS

BY SEAHAWKS: at Arizona 12/21/14

113 (rush) M. Lynch, 339 (pass) R. Wilson

139 (rec) L. Willson, 113 (rec) D. Baldwin

BY OPPONENTS: at Kansas City 10/29/06

312 (pass) D. Huard, 39-155 (rush) L. Johnson,

6-132 (rec) E. Kennison, 6-116 (rec) T. Gonzalez

## FOUR TOUCHDOWNS RUSHING

BY SEAHAWKS: M. Lynch vs. New York Giants 11/9/14

BY OPPONENTS: J. Lewis at Cleveland 11/4/07

## THREE TOUCHDOWNS RUSHING

BY SEAHAWKS: M. Lynch (4) vs. New York Giants 11/9/14

BY OPPONENTS: T. Gurley vs. LA Rams 12/17/17

## TWO TOUCHDOWNS RUSHING

BY SEAHAWKS: T. Rawls vs. Carolina 12/4/16

BY OPPONENTS: T. Gurley (3) vs. LA Rams 12/17/17

## FIVE TOUCHDOWN PASSES

BY SEAHAWKS: R. Wilson at Baltimore 12/13/15

BY OPPONENTS: J. Freeman at Tampa Bay 12/26/10

## FOUR TOUCHDOWN PASSES

BY SEAHAWKS: R. Wilson vs. Houston 10/29/17

BY OPPONENTS: D. Watson vs. Houston 10/29/17

## THREE TOUCHDOWN PASSES

BY SEAHAWKS: R. Wilson at Jacksonville 12/10/17

BY OPPONENTS: D. Watson (4) vs. Houston 10/29/17

## FOUR TOUCHDOWN RECEPTIONS

BY SEAHAWKS: Daryl Turner at San Diego 9/15/85

BY OPPONENTS: M. Robinson at Baltimore 11/23/03

# The Last Time Continued...

## THREE TOUCHDOWN RECEPTIONS

BY SEAHAWKS: D. Baldwin at New England 11/13/16  
 BY OPPONENTS: A. Gates at San Diego 9/14/14

## TWO TOUCHDOWN RECEPTIONS

BY SEAHAWKS: J. Graham at Arizona 11/9/17  
 BY OPPONENTS: W. Fuller vs. Houston 10/29/17

## PLAYER LED IN BOTH RUSHING AND RECEIVING YDS

BY SEAHAWKS: C. Proise at New England 11/13/16  
 66 (rushing), 87 (receiving)  
 BY OPPONENTS: F. Gore vs. Indianapolis 10/1/17  
 46 (rushing), 34 (receiving)

## FIVE FIELD GOALS

BY SEAHAWKS: S. Hauschka vs. Baltimore 11/13/11  
 BY OPPONENTS: J. Carney vs. San Diego 9/21/97

## FOUR FIELD GOALS

BY SEAHAWKS: S. Hauschka at San Francisco 1/1/17  
 BY OPPONENTS: D. Bailey at Dallas 12/24/17

## THREE FIELD GOALS

BY SEAHAWKS: B. Walsh vs. Atlanta 11/20/17  
 BY OPPONENTS: D. Bailey (4) at Dallas 12/24/17

## TWO 50-YARD FIELD GOALS

BY SEAHAWKS: S. Hauschka at Arizona (52 & 52) 1/3/16  
 BY OPPONENTS: D. Bailey at Dallas (51 & 51) 12/24/17

## SAFETY

BY SEAHAWKS: K. Chancellor tackle in end zone, at Ari 11/9/17  
 BY OPPONENTS: R. Wilson grounding in end zone, vs. LAR 12/17/17

## KICKOFF RETURN TOUCHDOWN

BY SEAHAWKS: T. Lockett vs. Chicago, 105 yds. 9/27/15  
 BY OPPONENTS: C. Patterson at Minn., 101 yds. 12/6/15

## PUNT RETURN TOUCHDOWN

BY SEAHAWKS: T. Lockett at St. Louis, 57 yds. 9/13/15  
 BY OPPONENTS: T. Austin at St. Louis, 75 yds. 9/13/15

## INTERCEPTION RETURN TOUCHDOWN

BY SEAHAWKS: J. Coleman at Dallas, 30 yards 12/24/17  
 BY OPPONENTS: C. Munnerlyn at Car, 33 yards 10/7/12

## FUMBLE RETURN TOUCHDOWN

BY SEAHAWKS: B. Wagner vs. Indianapolis, 21 yds. 10/1/17  
 BY OPPONENTS: A. Clayborn vs. Atlanta, 10 yds. 11/20/17

## BLOCKED PUNT RETURN TOUCHDOWN

BY SEAHAWKS: M. Morgan vs. Dallas, 25 yards 10/12/14  
 BY OPPONENTS: B. Butler vs. Oakland, 0 yds. 11/2/14

## BLOCKED FIELD GOAL RETURN TOUCHDOWN

BY SEAHAWKS: R. Sherman vs. SF, 90 yards 12/23/12  
 BY OPPONENTS: D. Howell at IND, 61 yds. 10/6/13

## FOUR INTERCEPTIONS

BY SEAHAWKS: None  
 BY OPPONENTS: Deron Cherry vs. Kansas City 9/29/85

## THREE INTERCEPTIONS

BY SEAHAWKS: M. Trufant vs. Arizona 12/9/07  
 BY OPPONENTS: Deron Cherry (4) vs. Kansas City 9/29/85

## TWO INTERCEPTIONS

BY SEAHAWKS: R. Sherman vs. Houston 10/29/17  
 BY OPPONENTS: A. Bouye at Jacksonville 12/10/17

## FOUR SACKS

BY SEAHAWKS: C. Clemons vs. Green Bay 9/24/12  
 BY OPPONENTS: L. O'Neal vs. San Diego 10/22/95

## THREE SACKS

BY SEAHAWKS: M. Bennett (3.5) at San Francisco 10/22/15  
 BY OPPONENTS: A. Donald vs. LA Rams 12/17/17

## 10+ PUNTS

BY SEAHAWKS: 10, J. Ryan at Chicago 10/17/10  
 BY OPPONENTS: 10, P. O'Donnell vs. Chicago 9/27/15

## PUNT BLOCKED

BY SEAHAWKS: T. McEvoy at Arizona 10/23/16  
 BY OPPONENTS: J. Hughes vs. Buffalo 11/7/16

## FIELD GOAL BLOCKED

BY SEAHAWKS: B. Wagner at Arizona 10/23/16  
 BY OPPONENTS: R. Gunter vs. Arizona 12/24/16

## PAT BLOCKED

BY SEAHAWKS: J. Lane at Arizona 11/9/17  
 BY OPPONENTS: C. Jones at San Francisco 1/1/17

## PAT MISSED

BY SEAHAWKS: B. Walsh vs. San Francisco 9/17/17  
 BY OPPONENTS: P. Dawson at Arizona, blocked 11/9/17

## FAKE PAT KICK

BY SEAHAWKS: Feagles vs. Oakland, no good 12/16/00  
 BY OPPONENTS: None

## FAKE PUNT

BY SEAHAWKS: vs. Los Angeles, successful 12/15/16  
 BY OPPONENTS: vs. Los Angeles, unsuccessful 12/15/16

## FAKE FIELD GOAL

BY SEAHAWKS: vs. Atlanta, unsuccessful 11/20/17  
 BY OPPONENTS: vs. Pittsburgh, unsuccessful 11/29/15

## ON-SIDE KICK

BY SEAHAWKS: at Tennessee, unsuccessful 9/24/17  
 BY OPPONENTS: at Arizona, unsuccessful 11/9/17

## TWO POINT CONVERSION

BY SEAHAWKS: vs. Atlanta, successful 11/20/17  
 BY OPPONENTS: vs. Indianapolis, unsuccessful 10/1/17

# Seahawks Game-by-Game

	9/10	9/17	9/24	10/1	10/8	10/22	10/29	11/5	11/9	11/20	11/26	12/3	12/10	12/17	12/24	12/31
	at GB	SF	at Ten	Ind	at LAR	at NYG	Hou	Was	at Ari	Atl	at SF	Phi	at Jax	LAR	at Dal	Ari
<b>Points</b>	9	12	27	46	16	24	41	14	22	31	24	24	24	7	21	
<b>1 Qtr</b>	0	6	0	3	0	0	14	2	7	7	0	10	0	0	0	
<b>2 Qtr</b>	3	0	7	7	10	3	7	0	8	10	7	0	0	0	7	
<b>3 Qtr</b>	3	0	7	22	3	7	6	0	0	6	7	7	10	7	7	
<b>4 Qtr</b>	3	6	13	14	3	14	14	12	7	8	10	7	14	0	7	
<b>OT</b>	-	-	-	-	-	-	-	-	-	-	-	-	-	-	-	
<b>First Down</b>	12	21	24	22	15	26	21	22	14	26	20	20	17	11	15	
<b>Rush</b>	3	9	4	9	3	4	3	6	3	9	5	4	9	6	5	
<b>Pass</b>	8	10	20	11	11	19	15	14	10	14	13	12	6	4	7	
<b>Penalty</b>	1	2	0	2	1	3	3	2	1	3	2	4	2	1	3	
<b>3rd Down Eff</b>	3/12	8/19	4/14	10/15	8/17	6/13	5/12	5/14	3/13	5/12	5/13	6/12	2/9	4/14	4/11	
<b>Percent</b>	25%	42%	29%	67%	47%	46%	42%	36%	23%	42%	38%	50%	22%	29%	36%	
<b>4th Down Eff</b>	0/0	1/1	1/2	1/1	0/0	0/1	0/0	0/0	0/0	1/2	0/0	0/0	0/1	0/0	0/0	
<b>Percent</b>	-	100%	50%	100%	-	0%	-	-	-	50%	-	-	0%	-	-	
<b>Total Net Yds</b>	225	312	433	477	241	425	479	437	287	360	318	310	401	149	136	
<b>Plays</b>	48	79	72	62	66	71	64	75	60	69	64	58	57	54	54	
<b>Avg</b>	4.7	3.9	6.0	7.7	3.7	6.0	7.5	5.8	4.8	5.2	5.0	5.3	7.0	2.8	2.5	
<b>Net Yds Rush</b>	90	131	69	194	62	104	33	148	75	136	90	101	141	78	76	
<b>Plays</b>	18	37	22	33	25	31	21	28	23	23	30	25	24	17	30	
<b>Avg</b>	5.0	3.5	3.1	5.9	2.5	3.4	1.6	5.3	3.3	5.9	3.0	4.0	5.9	4.6	2.5	
<b>Net Yds Pass</b>	135	181	364	283	179	321	446	289	212	224	228	209	260	71	60	
<b>Sack/loss</b>	3/23	3/17	1/9	3/12	3/19	1/13	2/6	2/8	5/26	3/30	0/0	2/18	2/11	7/71	3/33	
<b>Gross Yds</b>	158	198	373	295	198	334	452	297	238	254	228	227	271	142	93	
<b>Att/Comp</b>	27/14	39/23	49/29	26/21	38/24	39/27	41/26	45/24	32/22	43/27	34/20	31/20	31/17	30/14	21/14	
<b>Int</b>	0	0	0	2	2	0	1	2	0	1	1	0	3	0	0	
<b>Avg</b>	4.5	4.3	7.3	9.8	4.4	8.0	10.4	6.1	5.7	4.9	6.7	6.3	7.9	1.9	2.5	
<b>Punts/Avg</b>	6/45.8	7/44.1	8/48.5	1/35.0	6/39.5	5/38.0	5/47.4	6/43.8	8/49.8	1/43.0	6/47.8	5/39.8	4/45.3	9/47.4	7/46.1	
<b>Blocked</b>	0	0	0	0	0	0	0	0	0	0	0	0	0	0	0	
<b>Punt Ret/Yds</b>	1/7	3/0	3/32	0/0	1/10	4/35	3/10	5/45	2/18	1/0	2/7	1/2	3/5	2/18	1/9	
<b>Kickoff Ret/Yds</b>	3/91	2/46	0/0	1/16	1/13	2/45	2/32	2/33	3/57	5/197	2/26	2/47	6/101	6/118	0/0	
<b>Int Ret/Yds</b>	1/24	1/7	0/0	1/28	2/24	0/0	3/98	0/0	0/0	0/0	1/0	1/0	0/0	1/0	2/31	
<b>Penalties/Yds</b>	8/50	9/71	11/98	6/45	7/40	15/110	10/120	16/138	12/108	9/106	6/35	5/46	6/73	9/60	11/142	
<b>Fumbles/Lost</b>	1/1	2/0	3/0	0/0	0/0	1/1	1/0	1/0	1/0	1/1	1/0	0/0	0/0	3/2	1/0	
<b>Touchdowns</b>	0	1	4	6	1	3	5	2	2	3	3	3	3	1	3	
<b>Rush</b>	0	0	0	2	0	0	0	0	0	1	1	0	0	0	0	
<b>Pass</b>	0	1	4	2	1	3	4	2	2	2	2	3	3	1	2	
<b>Returns</b>	0	0	0	0	0	0	0	0	0	0	0	0	0	0	0	
<b>Defense</b>	0	0	0	2	0	0	1	0	0	0	0	0	0	0	1	
<b>Safeties</b>	0	0	0	0	0	0	0	1	1	0	0	0	0	0	0	
<b>1 Pt PAT/Att</b>	0/0	0/1	3/3	5/5	1/1	3/3	5/5	0/0	2/2	2/2	3/3	3/3	3/3	1/1	3/3	
<b>2 Pt PAT/Att</b>	0/0	0/0	0/1	1/1	0/0	0/0	0/0	0/2	0/0	1/1	0/0	0/0	0/0	0/0	0/0	
<b>FG/Att</b>	3/3	2/2	0/0	1/2	3/3	1/1	2/2	0/3	2/2	3/4	1/2	1/1	1/2	0/0	0/0	
<b>Time of Poss</b>	20:47	36:58	27:19	32:12	31:16	35:26	29:38	32:19	30:53	29:39	29:31	28:06	26:59	23:14	27:10	
<b>Take/Give Ratio</b>	1/1	1/0	0/0	2/2	5/2	1/1	3/1	1/2	1/0	1/2	1/1	2/0	1/3	1/2	3/0	
<b>Avg Drive Start</b>	Sea28	Sea24	Sea23	Sea20	Sea35	Sea34	Sea27	Sea31	Sea27	Sea36	Sea32	Sea20	Sea30	Sea23	Sea27	

# Opponent Game-by-Game

	9/10	9/17	9/24	10/1	10/8	10/22	10/29	11/5	11/9	11/20	11/26	12/3	12/10	12/17	12/24	12/31
	at GB	SF	at Ten	Ind	at LAR	at NYG	Hou	Was	at Ari	Atl	at SF	Phi	at Jax	LAR	at Dal	Ari
<b>Points</b>	17	9	33	18	10	7	38	17	16	34	13	10	30	42	12	
<b>1 Qtr</b>	0	0	0	2	0	0	14	0	0	14	0	0	3	13	0	
<b>2 Qtr</b>	0	6	9	13	10	7	7	7	7	10	3	3	0	21	9	
<b>3 Qtr</b>	14	0	21	3	0	0	3	3	3	7	3	0	21	6	3	
<b>4 Qtr</b>	3	3	3	0	0	0	14	7	6	3	7	7	6	2	0	
<b>OT</b>	-	-	-	-	-	-	-	-	-	-	-	-	-	-	-	
<b>First Down</b>	26	11	21	16	21	14	25	16	24	22	16	25	20	19	21	
<b>Rush</b>	8	5	5	6	4	0	8	2	2	6	5	8	7	10	7	
<b>Pass</b>	16	4	10	8	14	8	15	12	16	12	11	15	12	9	10	
<b>Penalty</b>	2	2	6	2	3	6	2	2	6	4	0	2	1	0	4	
<b>3rd Down Eff</b>	9/16	2/12	4/14	6/14	8/15	2/12	2/10	4/13	6/15	9/14	5/16	8/16	4/12	6/16	6/13	
<b>Percent</b>	56%	17%	29%	43%	53%	17%	20%	31%	40%	64%	31%	50%	33%	38%	46%	
<b>4th Down Eff</b>	0/0	0/0	0/0	0/0	0/1	0/1	1/1	0/0	1/3	0/0	1/1	2/4	0/0	1/3	1/1	
<b>Percent</b>	-	-	-	-	0%	0%	100%	-	33%	-	100%	50%	-	33%	100%	
<b>Total Net Yds</b>	370	248	420	237	375	177	509	244	290	279	280	425	424	352	283	
<b>Plays</b>	74	48	67	57	71	57	69	60	73	58	67	74	66	68	68	
<b>Avg</b>	5.0	5.2	6.3	4.2	5.3	3.1	7.4	4.1	4.0	4.8	4.2	5.7	6.4	5.2	4.2	
<b>Net Yds Rush</b>	84	159	195	98	100	46	142	51	34	89	84	98	156	244	128	
<b>Plays</b>	28	19	35	25	22	17	34	23	24	30	24	26	39	43	30	
<b>Avg</b>	3.0	8.4	5.6	3.9	4.5	2.7	4.2	2.2	1.4	3.0	3.5	3.8	4.0	5.7	4.3	
<b>Net Yds Pass</b>	286	89	225	139	275	131	367	193	256	190	196	327	268	108	155	
<b>Sack/loss</b>	4/25	2/10	0/0	3/18	2/13	1/3	5/35	6/54	2/17	1/5	3/23	3/21	0/0	2.16	4/27	
<b>Gross Yds</b>	311	99	225	157	288	134	402	247	273	195	219	348	268	124	182	
<b>Att/Comp</b>	42/28	27/15	32/20	29/16	47/22	39/19	30/19	31/21	47/24	27/19	40/24	45/29	27/18	23/15	34/21	
<b>Int</b>	1	1	0	1	2	0	3	0	0	0	1	1	0	1	2	
<b>Avg</b>	6.2	3.1	7.0	4.3	5.6	3.3	10.5	5.2	5.2	6.8	4.6	6.8	9.9	4.3	4.1	
<b>Punts/Avg</b>	5/43.8	7/43.9	6/56.8	6/41.7	3/45.3	7/43.4	5/53.0	8/40.0	5/46.0	3/38.7	9/38.0	3/41.0	5/38.8	5/42.6	2/50.0	
<b>Blocked</b>	0	0	0	0	0	0	0	0	0	0	0	0	0	0	0	
<b>Punt Ret/Yds</b>	2/0	3/40	5/51	0/0	2/0	2/0	3/27	2/7	6/61	0/0	2/17	1/0	3/72	7/128	5/32	
<b>Kickoff Ret/Yds</b>	0/0	3/71	2/27	5/83	2/52	1/18	4/76	2/36	1/1	6/118	0/0	3/53	3/57	2/52	2/45	
<b>Int Ret/Yds</b>	0/0	0/0	0/0	2/29	2/69	0/0	1/2	2/2	0/0	1/43	1/0	0/0	3/0	0/0	0/0	
<b>Penalties/Yds</b>	8/70	6/66	5/45	5/31	5/45	7/28	8/93	7/62	9/58	7/69	7/74	7/64	7/48	3/25	7/75	
<b>Fumbles/Lost</b>	1/0	0/0	0/0	2/1	4/3	1/1	1/0	2/1	1/1	2/1	1/0	2/1	1/1	2/0	1/1	
<b>Touchdowns</b>	2	0	3	2	1	1	5	2	2	4	1	1	3	5	0	
<b>Rush</b>	1	0	1	1	1	0	1	2	1	1	0	0	1	3	0	
<b>Pass</b>	1	0	2	1	0	1	4	0	1	2	1	1	2	2	0	
<b>Returns</b>	0	0	0	0	0	0	0	0	0	0	0	0	0	0	0	
<b>Defense</b>	0	0	0	0	0	0	0	0	0	1	0	0	0	0	0	
<b>Safeties</b>	0	0	0	1	0	0	0	0	0	0	0	0	0	1	0	
<b>1 Pt PAT/Att</b>	2/2	0/0	3/3	1/1	1/1	1/1	5/5	2/2	1/2	4/4	1/1	1/1	3/3	4/5	0/0	
<b>2 Pt PAT/Att</b>	0/0	0/0	0/0	0/1	0/0	0/0	0/0	0/0	0/0	0/0	0/0	0/0	0/0	0/0	0/0	
<b>FG/Att</b>	1/1	3/3	4/4	1/1	1/2	0/1	1/1	1/1	1/1	2/2	2/2	1/1	3/3	2/2	4/6	
<b>Time of Poss</b>	39:13	23:02	32:41	27:48	28:44	24:34	30:22	27:41	29:07	30:21	30:29	31:54	33:01	36:46	32:50	
<b>Take/Give Ratio</b>	1/1	0/1	0/0	2/2	2/5	1/1	1/3	2/1	0/1	2/1	1/1	0/2	3/1	2/1	0/3	
<b>Avg Drive Start</b>	GB26	SF24	Ten30	Ind28	LAR29	NYG23	Hou22	Was28	Ari28	Atl33	SF25	Phi25	Jax31	LAR47	Dal29	

# Drive Chart

## Seahawks Drives Ended By...

Date	Teams	Drives	3/Out	TD	FG	FGA	Pnt	Dwn	Trn	Saf	Clk	Points	Pts/Drv	Eff
9/10	Seattle	10	5	0	3	3	6	0	1	0	0	9	0.9	0.300
	at Green Bay	10	1	2	1	1	5	0	1	0	1	17	1.7	0.300
9/17	Seattle	12	5	1	2	2	7	0	0	0	2	12	1.0	0.250
	San Francisco	11	4	0	3	3	7	1	1	0	0	9	0.8	0.273
9/24	Seattle	13	6	4	0	0	8	1	0	0	0	27	2.1	0.308
	at Tennessee	14	6	3	4	4	6	0	0	0	1	33	2.4	0.500
10/1	Seattle	10	1	4	1	2	1	0	2	1	0	32	3.2	0.500
	Indianapolis	12	6	2	1	1	6	0	2	0	1	16	1.3	0.250
10/8	Seattle	13	7	1	3	3	6	0	2	0	1	16	1.2	0.308
	at L.A. Rams	11	4	1	1	2	3	1	4	0	0	10	0.9	0.182
10/22	Seattle	12	3	3	1	1	5	1	1	0	1	24	2.0	0.333
	at N.Y. Giants	12	5	1	0	1	7	1	1	0	1	7	0.6	0.083
10/29	Seattle	14	4	4	2	2	5	0	1	0	2	34	2.4	0.429
	Houston	15	4	5	1	1	5	0	3	0	0	38	2.5	0.400
11/5	Seattle	14	6	2	0	3	6	0	2	0	1	12	0.9	0.143
	Washington	13	7	2	1	1	8	0	1	1	0	17	1.3	0.231
11/9	Seattle	13	7	2	2	2	8	0	0	0	1	20	1.5	0.308
	at Arizona	12	5	2	1	1	5	2	1	1	0	16	1.3	0.250
11/20	Seattle	11	3	3	3	4	1	1	2	0	0	31	2.8	0.545
	Atlanta	10	3	3	2	2	3	0	0	0	2	27	2.7	0.500
11/26	Seattle	13	5	3	1	2	6	0	1	0	1	24	1.8	0.308
	at San Francisco	13	5	1	2	2	9	0	1	0	0	13	1.0	0.231
12/3	Seattle	10	4	3	1	1	5	0	0	0	1	24	2.4	0.400
	Philadelphia	10	1	1	1	1	3	2	2	0	1	10	1.0	0.200
12/10	Seattle	13	4	3	1	2	4	1	3	0	0	24	1.8	0.308
	at Jacksonville	14	3	3	3	3	5	0	1	0	2	30	2.1	0.429
12/17	Seattle	15	8	1	0	0	9	0	2	1	2	7	0.5	0.067
	L.A. Rams	14	4	5	2	2	5	1	1	0	0	40	2.9	0.500
12/24	Seattle	11	5	2	0	0	7	0	0	0	2	14	1.3	0.182
	at Dallas	11	3	0	4	6	2	0	3	0	0	12	1.1	0.364
12/31	Seattle													
	Arizona													
<b>Totals</b>	<b>Seahawks</b>	<b>184</b>	<b>73</b>	<b>36</b>	<b>20</b>	<b>27</b>	<b>84</b>	<b>4</b>	<b>17</b>	<b>2</b>	<b>14</b>	<b>310</b>	<b>1.7</b>	<b>0.304</b>
	<b>Opponents</b>	<b>182</b>	<b>61</b>	<b>31</b>	<b>27</b>	<b>31</b>	<b>79</b>	<b>8</b>	<b>22</b>	<b>2</b>	<b>9</b>	<b>295</b>	<b>1.6</b>	<b>0.319</b>



# Drive Breakdown

## Seahawks Longest Drives

### Most Plays

Date	Opponent	# of Plays	Net Yards	Time	Result
10/22/17	at N.Y. Giants	16	89	8:43	Downs
09/17/17	vs. San Francisco	16	68	6:22	Field Goal
10/08/17	at L.A. Rams	15	75	7:34	Touchdown
12/24/17	at Dallas	13	79	6:25	Touchdown
09/24/17	at Tennessee	12	72	3:19	Touchdown

### Most Net Yards

Date	Opponent	Net Yards	# of Plays	Time	Result
10/22/17	at N.Y. Giants	89	16	8:43	Downs
09/24/17	at Tennessee	86	5	0:49	Touchdown
12/03/17	vs. Philadelphia	85	5	2:48	Touchdown
10/01/17	vs. Indianapolis	84	11	6:56	Touchdown
10/01/17	vs. Indianapolis	84	9	5:37	Touchdown

### Longest Time of Possession

Date	Opponent	Time	Net Yards	# of Plays	Result
10/22/17	at N.Y. Giants	8:43	89	16	Downs
10/08/17	at L.A. Rams	7:34	75	15	Touchdown
10/01/17	vs. Indianapolis	6:56	84	11	Touchdown
10/22/17	at N.Y. Giants	6:50	33	11	Punt
12/24/17	at Dallas	6:25	79	13	Touchdown

## Opponents Longest Drives

### Most Plays

Date	Team	# of Plays	Net Yards	Time	Result
12/03/17	vs. Philadelphia	16	75	7:19	Field Goal
11/26/17	at San Francisco	13	75	3:27	Touchdown
11/05/17	vs. Washington	13	71	6:45	Touchdown
11/09/17	at Arizona	13	66	5:08	Downs
12/10/17	at Jacksonville	13	65	7:31	Field Goal

### Most Net Yards

Date	Team	Net Yards	# of Plays	Time	Result
10/29/17	vs. Houston	84	11	5:06	Touchdown
10/29/17	vs. Houston	82	8	4:00	Touchdown
12/03/17	vs. Philadelphia	81	7	3:48	Touchdown
10/01/17	vs. Indianapolis	80	12	7:00	Touchdown
10/08/17	at L.A. Rams	79	10	3:57	Touchdown

### Longest Time of Possession

Date	Team	Time	Net Yards	# of Plays	Result
12/10/17	at Jacksonville	7:31	65	13	Field Goal
12/03/17	vs. Philadelphia	7:19	75	16	Field Goal
10/01/17	vs. Indianapolis	7:00	80	12	Touchdown
11/05/17	vs. Washington	6:45	71	13	Touchdown
09/24/17	at Tennessee	6:30	49	12	Field Goal

# Inside 20

Date	Teams	Scores/ Trips	TD	FG/ Att	Points	Int	Fum	Downs	Clock
9/10	Seattle	2 / 2	0	2 / 2	6	0	0	0	0
	at Green Bay	1 / 1	1	0 / 0	7	0	0	0	0
9/17	Seattle	3 / 3	1	2 / 2	12	0	0	0	0
	San Francisco	3 / 3	0	3 / 3	9	0	0	0	0
9/24	Seattle	3 / 4	3	0 / 0	21	0	0	1	0
	at Tennessee	3 / 3	0	3 / 3	9	0	0	0	0
10/1	Seattle	1 / 2	1	0 / 1	7	0	0	0	0
	Indianapolis	2 / 2	2	0 / 0	13	0	0	0	0
10/8	Seattle	2 / 3	1	1 / 1	10	1	0	0	0
	at L.A. Rams	1 / 4	0	1 / 2	3	1	1	0	0
10/22	Seattle	2 / 3	2	0 / 0	14	0	0	1	0
	at N.Y. Giants	1 / 1	1	0 / 0	7	0	0	0	0
10/29	Seattle	5 / 5	3	2 / 2	27	0	0	0	0
	Houston	3 / 3	2	1 / 1	17	0	0	0	0
11/5	Seattle	1 / 2	1	0 / 1	6	0	0	0	0
	Washington	3 / 3	2	1 / 1	17	0	0	0	0
11/9	Seattle	4 / 4	2	2 / 2	20	0	0	0	0
	at Arizona	2 / 3	2	0 / 0	13	0	0	1	0
11/20	Seattle	5 / 6	2	3 / 3	23	0	0	1	0
	Atlanta	3 / 3	2	1 / 1	17	0	0	0	0
11/26	Seattle	4 / 4	3	1 / 1	24	0	0	0	0
	at San Francisco	1 / 1	1	0 / 0	7	0	0	0	0
12/3	Seattle	3 / 3	3	0 / 0	21	0	0	0	0
	Philadelphia	1 / 2	0	1 / 1	3	0	1	0	0
12/10	Seattle	1 / 1	0	1 / 1	3	0	0	0	0
	at Jacksonville	3 / 4	2	1 / 1	17	0	0	0	1
12/17	Seattle	0 / 0	0	0 / 0	0	0	0	0	0
	L.A. Rams	6 / 6	4	2 / 2	33	0	0	0	0
12/24	Seattle	2 / 2	2	0 / 0	14	0	0	0	0
	at Dallas	1 / 2	0	1 / 2	3	0	0	0	0
12/31	Seattle								
	Arizona								
<b>Totals</b>	<b>Seahawks</b>	<b>38 / 44</b>	<b>24</b>	<b>14 / 16</b>	<b>208</b>	<b>1</b>	<b>0</b>	<b>3</b>	<b>0</b>
	<b>Opponents</b>	<b>34 / 41</b>	<b>19</b>	<b>15 / 17</b>	<b>175</b>	<b>1</b>	<b>2</b>	<b>1</b>	<b>1</b>

# Third Down Efficiency

*Yards to go...*

Date	Teams	1	2	3	4	5	6	7	8	9	10+	Total	Pct.
9/10	Seattle	1 / 1	0 / 1	2 / 4	0 / 0	0 / 0	0 / 1	0 / 0	0 / 0	0 / 0	0 / 5	3 / 12	25%
	at Green Bay	0 / 0	2 / 2	0 / 0	3 / 3	1 / 1	0 / 0	0 / 4	0 / 0	0 / 0	3 / 6	9 / 16	56%
9/17	Seattle	1 / 1	2 / 2	0 / 1	0 / 0	0 / 0	2 / 3	1 / 3	1 / 3	0 / 2	1 / 4	8 / 19	42%
	San Francisco	0 / 2	1 / 1	0 / 0	0 / 0	0 / 0	0 / 3	0 / 0	0 / 1	0 / 1	1 / 4	2 / 12	17%
9/24	Seattle	0 / 1	1 / 1	1 / 1	2 / 2	0 / 0	0 / 1	0 / 1	0 / 0	0 / 1	0 / 6	4 / 14	29%
	at Tennessee	0 / 0	1 / 2	1 / 2	0 / 2	1 / 2	0 / 0	0 / 1	0 / 0	0 / 0	1 / 5	4 / 14	29%
10/1	Seattle	1 / 2	3 / 3	1 / 1	1 / 2	0 / 1	0 / 0	0 / 1	2 / 2	1 / 1	1 / 2	10 / 15	67%
	Indianapolis	2 / 2	1 / 2	0 / 2	0 / 1	0 / 0	2 / 2	0 / 0	0 / 2	0 / 1	1 / 3	6 / 14	43%
10/8	Seattle	1 / 1	2 / 3	0 / 1	3 / 3	0 / 0	0 / 1	1 / 3	0 / 0	0 / 0	1 / 5	8 / 17	47%
	at L.A. Rams	0 / 1	1 / 1	0 / 0	2 / 2	0 / 0	0 / 0	0 / 0	2 / 3	0 / 1	3 / 7	8 / 15	53%
10/22	Seattle	0 / 0	0 / 1	0 / 0	3 / 3	1 / 1	1 / 2	0 / 2	1 / 1	0 / 0	0 / 3	6 / 13	46%
	at N.Y. Giants	0 / 1	0 / 1	0 / 0	0 / 1	1 / 2	0 / 1	0 / 0	1 / 2	0 / 0	0 / 4	2 / 12	17%
10/29	Seattle	1 / 2	1 / 1	2 / 3	0 / 0	0 / 0	0 / 1	0 / 1	1 / 1	0 / 0	0 / 3	5 / 12	42%
	Houston	0 / 0	0 / 0	0 / 0	0 / 1	0 / 1	1 / 3	0 / 1	0 / 0	0 / 0	1 / 4	2 / 10	20%
11/5	Seattle	2 / 3	0 / 0	1 / 1	0 / 0	0 / 0	0 / 0	1 / 3	0 / 0	0 / 0	1 / 5	5 / 14	36%
	Washington	1 / 1	0 / 0	1 / 1	2 / 2	0 / 0	0 / 0	0 / 0	0 / 1	0 / 1	0 / 7	4 / 13	31%
11/9	Seattle	1 / 1	1 / 1	1 / 1	0 / 0	0 / 1	0 / 1	0 / 1	0 / 1	0 / 0	0 / 6	3 / 13	23%
	at Arizona	2 / 2	1 / 1	0 / 1	0 / 1	0 / 0	0 / 1	1 / 1	0 / 1	0 / 1	2 / 6	6 / 15	40%
11/20	Seattle	1 / 3	0 / 0	1 / 1	0 / 0	1 / 1	0 / 0	0 / 0	0 / 0	0 / 0	2 / 7	5 / 12	42%
	Atlanta	1 / 1	1 / 1	0 / 2	0 / 0	2 / 2	1 / 1	1 / 1	2 / 3	0 / 0	1 / 3	9 / 14	64%
11/26	Seattle	0 / 0	0 / 0	0 / 1	0 / 2	2 / 3	0 / 1	1 / 2	0 / 0	1 / 1	1 / 3	5 / 13	38%
	at San Francisco	2 / 2	1 / 1	0 / 1	0 / 0	1 / 5	0 / 2	0 / 1	0 / 0	1 / 1	0 / 3	5 / 16	31%
12/3	Seattle	1 / 1	0 / 0	0 / 0	0 / 1	1 / 1	0 / 1	2 / 3	1 / 2	0 / 0	1 / 3	6 / 12	50%
	Philadelphia	2 / 2	2 / 4	0 / 1	1 / 1	0 / 0	1 / 5	0 / 0	0 / 0	0 / 0	2 / 3	8 / 16	50%
12/10	Seattle	0 / 1	0 / 0	1 / 2	0 / 1	0 / 0	0 / 0	0 / 0	0 / 1	1 / 2	0 / 2	2 / 9	22%
	at Jacksonville	0 / 1	0 / 0	1 / 1	1 / 3	1 / 2	0 / 0	0 / 1	0 / 1	0 / 0	1 / 3	4 / 12	33%
12/17	Seattle	0 / 0	1 / 1	1 / 1	1 / 1	0 / 2	0 / 0	1 / 1	0 / 1	0 / 0	0 / 7	4 / 14	29%
	L.A. Rams	2 / 4	0 / 0	1 / 1	0 / 1	0 / 1	1 / 3	0 / 1	0 / 0	0 / 0	2 / 5	6 / 16	38%
12/24	Seattle	0 / 0	0 / 0	0 / 1	0 / 0	0 / 1	0 / 0	1 / 1	1 / 1	2 / 2	0 / 5	4 / 11	36%
	at Dallas	2 / 2	0 / 0	1 / 2	0 / 0	2 / 2	0 / 1	1 / 1	0 / 1	0 / 0	0 / 4	6 / 13	46%
12/31	Seattle												
	Arizona												
<b>Totals</b>	<b>Seahawks</b>	<b>10 / 17</b>	<b>11 / 14</b>	<b>11 / 19</b>	<b>10 / 15</b>	<b>5 / 11</b>	<b>3 / 12</b>	<b>8 / 22</b>	<b>7 / 13</b>	<b>5 / 9</b>	<b>8 / 66</b>	<b>78 / 200</b>	<b>39%</b>
	<b>Opponents</b>	<b>14 / 21</b>	<b>11 / 16</b>	<b>5 / 14</b>	<b>9 / 18</b>	<b>9 / 18</b>	<b>6 / 22</b>	<b>3 / 12</b>	<b>5 / 15</b>	<b>1 / 6</b>	<b>18 / 67</b>	<b>81 / 208</b>	<b>39%</b>

# Passer Ratings

Date	Teams	Attempts	Completions	Pct.	Yards	TD	INT	Rating
9/10	Seattle	27	14	52%	158	0	0	69.7
	at Green Bay	42	28	67%	311	1	1	86.5
9/17	Seattle	39	23	59%	198	1	0	80.9
	San Francisco	27	15	56%	99	0	1	48.2
9/24	Seattle	49	29	59%	373	4	0	110.3
	at Tennessee	32	20	63%	225	2	0	104.3
10/1	Seattle	26	21	81%	295	2	2	107.3
	Indianapolis	29	16	55%	157	1	1	67.7
10/8	Seattle	38	24	63%	198	1	2	63.3
	at L.A. Rams	47	22	47%	288	0	2	48.9
10/22	Seattle	39	27	69%	334	3	0	121.1
	at N.Y. Giants	39	19	49%	134	1	0	65.5
10/29	Seattle	41	26	63%	452	4	1	123.2
	Houston	30	19	63%	402	4	3	106.9
11/5	Seattle	45	24	53%	297	2	2	70.3
	Washington	31	21	68%	247	0	0	91.7
11/9	Seattle	32	22	69%	238	2	0	111.2
	at Arizona	47	24	51%	273	1	0	75.9
11/20	Seattle	43	27	63%	254	2	1	84.8
	Atlanta	27	19	70%	195	2	0	115.5
11/26	Seattle	34	20	59%	228	2	1	86.4
	at San Francisco	40	24	60%	219	1	1	72.8
12/3	Seattle	31	20	65%	227	3	0	118.6
	Philadelphia	45	29	64%	348	1	1	86.2
12/10	Seattle	31	17	55%	271	3	3	76.9
	at Jacksonville	27	18	67%	268	2	0	123.7
12/17	Seattle	30	14	47%	142	1	0	71.8
	L.A. Rams	23	15	65%	124	2	1	89.8
12/24	Seattle	21	14	67%	93	2	0	107.8
	at Dallas	34	21	62%	182	0	2	51.3
12/31	Seattle							
	Arizona							
<b>Totals</b>	<b>Seahawks</b>	<b>526</b>	<b>322</b>	<b>61%</b>	<b>3758</b>	<b>32</b>	<b>12</b>	<b>93.6</b>
	<b>Opponents</b>	<b>520</b>	<b>310</b>	<b>60%</b>	<b>3472</b>	<b>18</b>	<b>13</b>	<b>80.7</b>

# Superlatives

<b>Overall</b>	9-6	<b>When Leading at Halftime</b>	3-1
<b>Home</b>	4-3	<b>When Trailing at Halftime</b>	3-5
<b>Road</b>	5-3	<b>When Leading After 3 Quarters</b>	8-0
		<b>When Trailing After 3 Quarters</b>	0-6
<b>By Month</b>		<b>When Tied After 3 Quarters</b>	0-1
<b>September</b>	1-2		
<b>October</b>	4-0	<b>When Scoring...</b>	
<b>November</b>	2-2	<b>First</b>	5-2
<b>December</b>	2-2	<b>Less than 20</b>	2-3
<b>January</b>	0-0	<b>20+</b>	7-3
<b>Turf</b>		<b>When Outrushing Opponents</b>	4-3
<b>Artificial</b>	6-3		
<b>Natural</b>	3-3	<b>When + in Time of Possession</b>	5-1
		<b>When - in Time of Possession</b>	4-7
<b>Indoors</b>	0-0	<b>When = in Time of Possession</b>	0-0
<b>Vs. AFC</b>	2-2	<b>When + in Takeaway/Giveaway</b>	6-0
<b>North</b>	0-0	<b>When - in Takeaway/Giveaway</b>	0-4
<b>West</b>	0-0	<b>When = in Takeaway/Giveaway</b>	3-2
<b>East</b>	0-0		
<b>South</b>	2-2	<b>With a 100-Yard Rusher</b>	0-0
		<b>With a 100-Yard Receiver</b>	1-2
<b>Vs. NFC</b>	7-4	<b>With a 300-Yard Passer</b>	2-1
<b>North</b>	0-1		
<b>West</b>	4-1	<b>Versus a 100-Yard Rusher</b>	1-3
<b>East</b>	3-1	<b>Versus a 100-Yard Receiver</b>	3-0
<b>South</b>	0-1	<b>Versus a 300-Yard Passer</b>	2-1

# Weekly Team Rankings

## NFL

## NFC

Week	OFFENSE			DEFENSE			Week	OFFENSE			DEFENSE		
	Total	Rush	Pass	Total	Rush	Pass		Total	Rush	Pass	Total	Rush	Pass
1	25T	14	27	23	16	25	1	14	5	15	12	10	12
2	26	13	29	15	23	10	2	14	3	15	8	12	5
3	15	18T	17	23	30	8	3	10	9T	11	14	15	4
4	10	11	13	14	27	4	4	8	4	10	8	14	1
5	15	15	18	17	26	7	5	10	8	13	8	14	3
6	16	15	16	15	26	9	6	10	9	11	7	15	3
7	13	18	11	8	17T	8	7	9	9	7	4	9T	2
8	7	21	3	17	20	12	8	5	11	2	9	11	5
9	4	19	2	13	15	13	9	3	9	1	6	8	7
10	7	22	2	12	9	13	10	4	11	1	7	5	7
11	7	17	3	9	9	13	11	5	9	2	4	4	7
12	8	20	7	8	9	10	12	6	10	4	4	4	4
13	10	21	8	9	7	14	13	6	10	5	5	4	8
14	10	18	7	13	8	16	14	6	10	4	7	5	9
15	12	20	11	15	17	13	15	7	10	7	9	9	7
16	16	21	15	13	18	9	16	11	10	11	8	10	4
17							17						

T = Tied for position

*Italics = Bye week*

# Individual Highs

## SCORING

*(non kicker)*

<b>POINTS</b>	<b>Seahawks:</b> 12 4 Times (Last: J.Graham at Ari)	11/9
	<b>Opponents:</b> 24 T. Gurley vs. L.A. Rams	12/17
<b>LONGEST TD</b>	<b>Seahawks:</b> 78 E. Thomas vs. Houston (Int. ret.)	10/29
	<b>Opponents:</b> 75 2 Times (Last: K. Cole at Jax)	12/10

## RUSHING

<b>ATTEMPTS</b>	<b>Seahawks:</b> 20 C. Carson vs. San Francisco	9/17
	<b>Opponents:</b> 24 2 Times (Last: E. Elliott at Dallas)	12/24
<b>YARDS</b>	<b>Seahawks:</b> 93 C. Carson vs. San Francisco	9/17
	<b>Opponents:</b> 152 T. Gurley vs. L.A. Rams	12/17
<b>LONGEST, NO TD</b>	<b>Seahawks:</b> 23 T. Rawls at Arizona	11/9
	<b>Opponents:</b> 61 C. Hyde vs. San Francisco	9/17
<b>TOUCHDOWNS</b>	<b>Seahawks:</b> 1 4 Times (Last: R. Wilson at San Fran)	11/26
	<b>Opponents:</b> 3 T. Gurley vs. L.A. Rams	12/17
<b>LONGEST TD</b>	<b>Seahawks:</b> 30 J. McKissic vs. Indianapolis	10/1
	<b>Opponents:</b> 75 D. Murray at Tennessee	9/24

## PASSING

<b>ATTEMPTS</b>	<b>Seahawks:</b> 49 R. Wilson at Tennessee	9/24
	<b>Opponents:</b> 47 2 times (Last: D. Stanton at Ari)	11/9
<b>COMPLETIONS</b>	<b>Seahawks:</b> 29 R. Wilson at Tennessee	9/24
	<b>Opponents:</b> 29 C. Wentz vs. Philadelphia	12/3
<b>YARDS</b>	<b>Seahawks:</b> 452 R. Wilson vs. Houston	10/29
	<b>Opponents:</b> 402 D. Watson vs. Houston	10/29
<b>COMPLETION PCT.</b>	<b>Seahawks:</b> 80.8 R. Wilson vs. Indianapolis	10/1
	<b>Opponents:</b> 70.4 M. Ryan vs. Atlanta	11/20
<b>LONGEST, NO TD</b>	<b>Seahawks:</b> 66 R. Wilson vs. Houston	10/29
	<b>Opponents:</b> 51 C. Wentz vs. Philadelphia	12/3
<b>PASSER RATING</b>	<b>Seahawks:</b> 123.2 R. Wilson vs. Houston	10/29
	<b>Opponents:</b> 123.7 B. Bortles at Jacksonville	12/10
<b>TOUCHDOWNS</b>	<b>Seahawks:</b> 4 2 Times (Last: R. Wilson vs. Hou)	10/29
	<b>Opponents:</b> 4 D. Watson vs. Houston	10/29
<b>LONGEST TD</b>	<b>Seahawks:</b> 74 R. Wilson at Jacksonville	12/10
	<b>Opponents:</b> 75 B. Bortles at Jacksonville	12/10
<b>INTERCEPTIONS</b>	<b>Seahawks:</b> 3 R. Wilson at Jacksonville	12/10
	<b>Opponents:</b> 3 D. Watson vs. Houston	10/29

## RECEIVING

<b>RECEPTIONS</b>	<b>Seahawks:</b> 10 D. Baldwin at Tennessee	9/24
	<b>Opponents:</b> 10 L. Fitzgerald at Arizona	11/9

## YARDS

<b>Seahawks:</b> 121 T. Lockett vs. Houston	10/29
<b>Opponents:</b> 224 D. Hopkins vs. Houston	10/29
<b>LONGEST, NO TD</b>	
<b>Seahawks:</b> 66 T. Madden vs. Houston	10/29
<b>Opponents:</b> 51 N. Agholor vs. Philadelphia	12/3
<b>TOUCHDOWNS</b>	
<b>Seahawks:</b> 2 3 times (Last: J. Graham at Ari)	11/9
<b>Opponents:</b> 2 W. Fuller vs. Houston	10/29
<b>LONGEST TD</b>	
<b>Seahawks:</b> 74 T. Lockett at Jacksonville	12/10
<b>Opponents:</b> 75 K. Cole at Jacksonville	12/10

## INTERCEPTIONS

<b>INTERCEPTIONS</b>	
<b>Seahawks:</b> 2 R. Sherman vs. Houston	10/29
<b>Opponents:</b> 2 A. Bouye at Jacksonville	12/10
<b>YARDS</b>	
<b>Seahawks:</b> 78 E. Thomas vs. Houston	10/29
<b>Opponents:</b> 69 J. Johnson at L.A. Rams	10/8
<b>LONGEST</b>	
<b>Seahawks:</b> 78 E. Thomas vs. Houston	10/29
<b>Opponents:</b> 69 J. Johnson at L.A. Rams	10/8
<b>TOUCHDOWNS</b>	
<b>Seahawks:</b> 1 3 Times (Last: J. Coleman at Dal)	12/24
<b>Opponents:</b> None	

## PUNT RETURNS

<b>RETURNS</b>	
<b>Seahawks:</b> 5 T. Lockett vs. Washington	11/5
<b>Opponents:</b> 7 P. Cooper vs. L.A. Rams	12/17
<b>FAIR CATCHES</b>	
<b>Seahawks:</b> 5 T. Lockett at San Francisco	11/26
<b>Opponents:</b> 3 K. Barner vs. Philadelphia	12/3
<b>YARDS</b>	
<b>Seahawks:</b> 45 T. Lockett vs. Washington	11/5
<b>Opponents:</b> 128 P. Cooper vs. L.A. Rams	12/17
<b>LONGEST</b>	
<b>Seahawks:</b> 21 T. Lockett vs. Washington	11/5
<b>Opponents:</b> 72 J. Mickens at Jacksonville	12/10
<b>TOUCHDOWNS</b>	
<b>Seahawks:</b> None	
<b>Opponents:</b> None	

## KICKOFF RETURNS

<b>RETURNS</b>	
<b>Seahawks:</b> 6 T. Lockett vs. L.A. Rams	12/17
<b>Opponents:</b> 5 2 times (Last: A Roberts vs. Atl)	11/20
<b>YARDS</b>	
<b>Seahawks:</b> 197 T. Lockett vs. Atlanta	11/20
<b>Opponents:</b> 107 A. Roberts vs. Atlanta	11/20
<b>LONGEST</b>	
<b>Seahawks:</b> 57 T. Lockett vs. Atlanta	11/20
<b>Opponents:</b> 50 A. Roberts vs. Atlanta	11/20
<b>TOUCHDOWNS</b>	
<b>Seahawks:</b> None	
<b>Opponents:</b> None	



# Top Performances

## Seattle:

### 100 Yards Rushing

Player	Game	Date	Att.	Yds	Avg.	LG	TD

### 300 Yards Passing

Player	Game	Date	Att.	Comp.	Yds.	TD	Int
Russell Wilson	vs. Hou	10/29	41	26	452	4	1
Russell Wilson	at Ten	9/24	49	29	373	4	0
Russell Wilson	at NYG	10/22	39	27	334	3	0

### 100 Yards Receiving

Player	Game	Date	No.	Yds.	LG	TD
Tyler Lockett	vs. Hou	10/29	6	121	54	0
Doug Baldwin	vs. Was	11/5	7	108	30t	1
Paul Richardson	vs. Hou	10/29	6	105	48	2
Doug Baldwin	at Ten	9/24	10	105	36	1

### Multi-Sack Games

Player	Game	Date	No.
Frank Clark	vs. Hou	10/29	2.0
Dwight Freeney	vs. Was	11/5	2.0
Frank Clark	vs. Phi	12/3	2.0
Michael Bennett	vs. Hou	10/29	1.5
Michael Bennett	at GB	9/10	1.5
Marcus Smith	vs. Ind	10/1	1.5

## Opponents:

### 100 Yards Rushing

Player	Game	Date	Att.	Yds	Avg.	LG	TD
Todd Gurley	vs. LAR	12/17	21	152	7.2	57t	3
DeMarco Murray	at Ten	9/24	14	115	8.2	75t	1
Carlos Hyde	vs. SF	9/17	15	124	8.3	61	0
Leonard Fournette	at Jax	12/10	24	101	4.2	15	1

### 300 Yards Passing

Player	Game	Date	Att.	Comp.	Yds.	TD	Int
Deshaun Watson	vs. Hou	10/29	30	19	402	4	3
Carson Wentz	vs. Phi	12/3	45	29	348	1	1
Aaron Rodgers	at GB	9/10	42	28	311	1	1

### 100 Yards Receiving

Player	Game	Date	No.	Yds.	LG	TD
Deandre Hopkins	vs. Hou	10/29	8	224	72t	1
Nelson Agholor	vs. Phi	12/3	7	141	51	1
Will Fuller	vs. Hou	10/29	5	125	59t	2
Larry Fitzgerald	at Ari	11/9	10	113	18	0

### Multi-Sack Games

Player	Game	Date	No.
Aaron Donald	vs. LAR	12/17	3.0
Robert Quinn	vs. LAR	12/17	2.0
Mike Daniels	at GB	9/10	1.5
Nick Perry	at GB	9/10	1.5
Brandon Graham	vs. Phi	12/3	1.5



# Miscellaneous Statistics

## DRIVE ENGINEERING

QB	Drives		Drives Ended By...								POINTS	POINTS	DRIVE
	Started	TD	FG	FGA	Punt	Down	Trn	Saf	Gm	Hlf	Yld	Drive	Eff
R. Wilson	182	36	20	27	84	4	17	2	6	5	310	1.7	0.308
A. Davis	2	0	0	0	0	0	0	0	2	0	0	0.0	0.000
SEATTLE	184	36	20	27	84	4	17	2	8	5	310	1.7	0.304
OPPONENTS	182	31	27	31	79	8	22	2	5	3	295	1.6	0.319

## YARDS GAINED BY DOWN

TEAM	1st Down			2nd Down			3rd Down			4th Down			Season		
	Att	Yds	Avg	Att	Yds	Avg	Att	Yds	Avg	Att	Yds	Avg	Att	Yds	Avg
SEATTLE	429	2073	4.8	316	1925	6.1	200	945	4.7	8	47	5.9	953	4990	5.2
OPPONENTS	431	2027	4.7	323	1648	5.1	208	1176	5.7	15	62	4.1	977	4913	5.0

## FIRST DOWN TENDENCIES

TEAM	Rushing			Passing			Overall			Times Gained...			
	Plays	Yds	Avg	Plays	Yds	Avg	Plays	Yds	Avg	10+	5+	0	Neg
SEATTLE	211	686	3.3	218	1387	6.4	429	2073	4.8	198	189	251	108
OPPONENTS	229	773	3.4	202	1254	6.2	431	2027	4.7	191	185	238	106

## THIRD DOWN EFFICIENCY

TEAM	3rd Down Situation											TOTAL	PCT
	1	2	3	4	5	6	7	8	9	10+			
SEATTLE	10 / 17	11 / 14	11 / 19	10 / 15	5 / 11	3 / 12	8 / 22	7 / 13	5 / 9	8 / 66	78 / 200	39.0%	
OPPONENTS	14 / 21	11 / 16	5 / 14	9 / 18	9 / 18	6 / 22	3 / 12	5 / 15	1 / 6	18 / 67	81 / 208	38.9%	

## INSIDE THE 20

	NO	TD	FG	FGA	Int	Fmb	Down	Game	Half	Points
SEATTLE	44	24	14	16	1	0	3	0	0	208
OPPONENTS	41	19	15	17	1	2	1	1	0	175

## GOAL-TO-GO

	NO	TD	FG	FGA	Int	Fmb	Down	Game	Half	Points
SEATTLE	21	15	5	5	0	0	1	0	0	120
OPPONENTS	18	3	1	2	0	1	0	0	0	106

## TAKEAWAYS / GIVEAWAYS

	NO	Resulting in...	TD	FG	FGA	Saf	Int	Fmb	Punt	Down	Gm	Half	Points
TAKEAWAYS	24		11	4	4	0	1	0	7	0	1	0	89
	NO	Resulting in...	TD	FG	FGA	Saf	Int	Fmb	Punt	Down	Gm	Half	Points
GIVEAWAYS	17		7	3	3	0	0	0	5	0	0	0	68

## KICKOFF ANALYSIS

	Total	Return	Touchback	Squib	Onside	Out-of-Bounds	FC	Avg Opp Start
B. Walsh	72	34	37	1	1	1	0	24.4
J. Ryan	2	2	0	0	0	0	0	43.5
TOTAL	74	36	37	1	1	1	0	24.9
OPPONENTS	74	37	34	2	1	2	0	25.8

# Takeaways/Giveaways

Date	Opponent	Takeaways		Giveaways		+/-
		Fumbles	Interceptions	Fumbles	Interceptions	
9/10	at Green Bay	0	1	1	0	0
9/17	San Francisco	0	1	0	0	1
9/24	at Tennessee	0	0	0	0	0
10/1	Indianapolis	1	1	0	2	0
10/8	at L.A. Rams	3	2	0	2	3
10/22	at N.Y. Giants	1	0	1	0	0
10/29	Houston	0	3	0	1	2
11/5	Washington	1	0	0	2	- 1
11/9	at Arizona	1	0	0	0	1
11/20	Atlanta	1	0	1	1	- 1
11/26	at San Francisco	0	1	0	1	0
12/3	Philadelphia	1	1	0	0	2
12/10	at Jacksonville	1	0	0	3	- 2
12/17	L.A. Rams	0	1	2	0	- 1
12/24	at Dallas	1	2	0	0	3
12/31	Arizona					
<b>Totals</b>		<b>11</b>	<b>13</b>	<b>5</b>	<b>12</b>	<b>7</b>

# Longest Plays

Passes 20+ Yards (Top 5 in bold)		TOP 5	Runs 10+ Yards (Top 5 in bold)	
<b>9/10 at Green Bay</b>		<b>Passes</b>	<b>9/10 at Green Bay</b>	
Russell Wilson to Doug Baldwin	34	74t	<b>Chris Carson</b>	<b>30</b>
Russell Wilson to Paul Richardson	28	66	<b>Russell Wilson</b>	<b>29</b>
		61t	Russell Wilson	11
<b>9/17 vs. San Francisco</b>		54		
Russell Wilson to Tyler Lockett	22	54	<b>9/17 vs. San Francisco</b>	
		53	Chris Carson	16
<b>9/24 at Tennessee</b>			Chris Carson	14
Russell Wilson to C.J. Prosise	46		Chris Carson	12
Russell Wilson to Doug Baldwin	36	<b>Runs</b>	Russell Wilson	11
Russell Wilson to Luke Willson	27t	30		
Russell Wilson to Jimmy Graham	26	30	<b>9/24 at Tennessee</b>	
Russell Wilson to Paul Richardson	22	29	Russell Wilson	11
		23		
<b>10/1 vs. Indianapolis</b>		23		
Russell Wilson to Tyler Lockett	41	22	<b>10/1 vs. Indianapolis</b>	
Russell Wilson to Paul Richardson	37		<b>J.D. McKissic</b>	<b>30t</b>
Russell Wilson to Jimmy Graham	33		<b>Russell Wilson</b>	<b>23t</b>
Russell Wilson to Doug Baldwin	27		<b>Tyler Lockett</b>	<b>22</b>
Russell Wilson to J.D. McKissic	27t		Eddie Lacy	19
Russell Wilson to Paul Richardson	21			
			<b>10/8 at Los Angeles Rams</b>	
<b>10/8 at Los Angeles Rams</b>				
Russell Wilson to J.D. McKissic	21		<b>10/22 at New York Giants</b>	
			Eddie Lacy	12
<b>10/22 at New York Giants</b>			J.D. McKissic	10
Russell Wilson to Paul Richardson	38t			
Russell Wilson to Doug Baldwin	32		<b>10/29 vs. Houston Texans</b>	
Russell Wilson to Jimmy Graham	29		Russell Wilson	21
Russell Wilson to Paul Richardson	23		Russell Wilson	11
Russell Wilson to Doug Baldwin	22t			
Russell Wilson to Jimmy Graham	21		<b>11/5 vs. Washington Redskins</b>	
			Russell Wilson	13
<b>10/29 vs. Houston Texans</b>			Russell Wilson	13
<b>Russell Wilson to Tre Madden</b>	<b>66</b>		Thomas Rawls	11
<b>Russell Wilson to Tyler Lockett</b>	<b>54</b>		Russell Wilson	11
<b>Russell Wilson to Tanner McEvoy</b>	<b>53</b>		Russell Wilson	11
<b>Russell Wilson to Paul Richardson</b>	<b>48</b>		Russell Wilson	11
Russell Wilson to Tyler Lockett	27			
Russell Wilson to Paul Richardson	20t		<b>11/9 at Arizona Cardinals</b>	
			<b>Thomas Rawls</b>	<b>23</b>
<b>11/5 vs. Washington Redskins</b>			J.D. McKissic	17
Russell Wilson to Doug Baldwin	30t		Russell Wilson	10
Russell Wilson to Paul Richardson	26			
Russell Wilson to Doug Baldwin	23		<b>11/20 vs. Atlanta Falcons</b>	
Russell Wilson to Thomas Rawls	22		Russell Wilson	17
Russell Wilson to Jimmy Graham	21		Russell Wilson	16
Russell Wilson to Doug Baldwin	20		Russell Wilson	15
			Mike Davis	13
<b>11/9 at Arizona Cardinals</b>			Russell Wilson	13
<b>Russell Wilson to Doug Baldwin</b>	<b>54</b>		Russell Wilson	10
Russell Wilson to Paul Richardson	43			

**Passes 20+ continued...**

<b>11/20 vs. Atlanta Falcons</b>		
Russell Wilson to Doug Baldwin		29t
Russell Wilson to Mike Davis		21
Russell Wilson to Mike Davis		20
<b>11/26 at San Francisco 49ers</b>		
Russell Wilson to Paul Richardson		26
Russell Wilson to Jimmy Graham		25
Russell Wilson to Tanner McEvoy		24
Russell Wilson to Doug Baldwin		23
Russell Wilson to Paul Richardson		21
<b>12/3 vs. Philadelphia Eagles</b>		
Russell Wilson to Doug Baldwin		47
Russell Wilson to Mike Davis		23
Russell Wilson to Nick Vannett		21
<b>12/10 at Jacksonville Jaguars</b>		
<b>Russell Wilson to Tyler Lockett</b>		<b>74t</b>
<b>Russell Wilson to Paul Richardson</b>		<b>61t</b>
Russell Wilson to Doug Baldwin		43
Russell Wilson to Doug Baldwin		26t
<b>12/17 vs. Los Angeles Rams</b>		
Russell Wilson to J.D. McKissic		26
Russell Wilson to Luke Willson		26t
<b>12/24 at Dallas Cowboys</b>		
Russell Wilson to Doug Baldwin		20

**Runs 10+ continued...**

<b>11/26 at San Francisco 49ers</b>		
J.D. McKissic		14
Eddie Lacy		11
Russell Wilson		11
<b>12/3 vs. Philadelphia Eagles</b>		
Mike Davis		22
Russell Wilson		10
<b>12/10 at Jacksonville Jaguars</b>		
Mike Davis		21
Russell Wilson		19
Mike Davis		13
Russell Wilson		12
Mike Davis		12
Russell Wilson		11
Tyler Lockett		10
Mike Davis		10
<b>12/17 vs. Los Angeles Rams</b>		
Russell Wilson		15
Russell Wilson		12
Mike Davis		11
Russell Wilson		10
<b>12/24 at Dallas Cowboys</b>		
Thomas Rawls		15
Russell Wilson		14
Russell Wilson		10





75

## ODAY ABOUSHI

GUARD/TACKLE


Height	6-5
Weight	315
College	Virginia
Seasons	NFL 5th, Seahawks 1st
Born	June 5, 1991
Hometown	Brooklyn, N.Y.
Pronunciation	OH-day ah-B00-shee

### ABOUSHI'S 2017 SEASON

Placed on injured reserve (shoulder) December 13. **at GB (9/10)**: Saw limited action on special teams. **SF (9/17)**: Inactive. **at Ten (9/24)**: Made first start of the season at RG. **Indy (10/1)**: Started at RG and helped lead team to 477 total yards, including a season high 194 rushing yards. **Hou (10/29)**: Helped block for Russell Wilson who set a franchise record with 452 passing yards. **Atl (11/20)**: Left the game (shoulder) in the second half and did not return. Was replaced at RG by Mark Glowinski. **at SF (11/26)**: Inactive (shoulder). **Phi (12/3)**: Inactive (shoulder). **at Jax (12/10)**: Inactive (shoulder).

### ABOUSHI'S NFL RECORD

Year	Team	GP/GS	Postseason
2013	N.Y. Jets	0/0	
2014	N.Y. Jets	15/10	
2015	N.Y. Jets	0/0	
	Houston	7/5	0/0
2016	Houston	4/3	2/0
2017	Seattle	9/8	
<b>NFL TOTALS</b>		<b>35/26</b>	<b>2/0</b>



58

## D.J. ALEXANDER

LINEBACKER

Height	6-2
Weight	233
College	Oregon State
Seasons	NFL 3rd, Seahawks 1st
Born	September 30, 1991
Hometown	Long Beach, Calif.

### ALEXANDER'S 2017 SEASON

**at GB (9/10)**: Saw action on special teams and had one tackle. **SF (9/17)**: Saw action on special teams. **at Ten (9/24)**: Inactive (hamstring). **Indy (10/1)**: Saw action on special teams. **at LA Rams (10/8)**: Saw action on special teams. **at NYG (10/22)**: Saw action on special teams and deflected a punt that only netted 16 yards. **at SF (11/26)**: Inactive (shoulder). **at Jax (12/10)**: Pressed into action at LB after both Bobby Wagner (hamstring) and K.J. Wright (concussion) left the game. Ended with two solo tackles and a special teams tackle. **at Dal (12/24)**: Inactive (concussion).

### ALEXANDER'S 2017 GAME-BY-GAME

Game	G/S	T	S	A	QB	Yds.	QH	Int.	Yds.	PD	FF	FR	Yds.
Games 1-2	2/0	Special Teams Only											
at Ten (9/24)	0/0	Inactive (hamstring)											
Games 4-10	7/0	Special Teams Only											
at SF (11/26)	0/0	Inactive (shoulder)											
Phi (12/3)	1/0	Special Teams Only											
at Jax (12/10)	1/0	2	2	0	0.0	0.0	0	0	0	0	0	0	0
LAR (12/17)	1/0	Special Teams Only											
at Dal (12/24)		Inactive (concussion)											
<b>Totals</b>	<b>12/0</b>	<b>2</b>	<b>2</b>	<b>0</b>	<b>0.0</b>	<b>0.0</b>	<b>0</b>	<b>0</b>	<b>0</b>	<b>0</b>	<b>0</b>	<b>0</b>	<b>0</b>

**Special Teams Tackles: 8**

### ALEXANDER'S NFL RECORD

Club	G/S	Tackles			Sacks		Interceptions									
		Tkl	So	Ast	QB	Yds	No	Yds	Avg	LG	TD	PD	FF	FR	Yds	
2015 K.C.	16/0	2	1	1	0.0	0.0	0	0	0.0	0	0	0	0	0	0	0
2016 K.C.	16/1	5	5	0	0.0	0.0	0	0	0.0	0	0	0	0	1	0	0
2017 Seattle	12/0	2	2	0	0.0	0.0	0	0	0.0	0	0	0	0	0	0	0
<b>NFL TOTALS</b>	<b>44/1</b>	<b>9</b>	<b>8</b>	<b>1</b>	<b>0.0</b>	<b>0.0</b>	<b>0</b>	<b>0</b>	<b>0.0</b>	<b>0</b>	<b>0</b>	<b>0</b>	<b>1</b>	<b>0</b>	<b>0</b>	<b>0</b>

### POSTSEASON

Club	G/S	Tackles			Sacks		Interceptions									
		Tkl	So	Ast	QB	Yds	No	Yds	Avg	LG	TD	PD	FF	FR	Yds	
2015 K.C.	2/0	0	0	0	0.0	0.0	0	0	0.0	0	0	0	0	0	0	0
2016 K.C.	1/0	0	0	0	0.0	0.0	0	0	0.0	0	0	0	0	0	0	0
<b>NFL TOTALS</b>	<b>3/0</b>	<b>0</b>	<b>0</b>	<b>0</b>	<b>0.0</b>	<b>0.0</b>	<b>0</b>	<b>0</b>	<b>0.0</b>	<b>0</b>	<b>0</b>	<b>0</b>	<b>0</b>	<b>0</b>	<b>0</b>	<b>0</b>

### ALEXANDER'S SINGLE-GAME HIGHS

**Tackles:** 4 vs. Tennessee (12/18/16)

**FF:** 1 vs. Jacksonville (11/6/16)

**Sacks:** None

**FR:** None

**INT:** None

### ADDITIONAL STATS

**Special Teams Tackles:** 2015 (1), 2016 (12), 2017 (8); **Career:** (31).

**Postseason Special Teams Tackles:** 2015 (1), 2016 (0); **Career:** (1).



56

## CLIFF AVRIL

### DEFENSIVE END

**Height** 6-3

**Weight** 260

**College** Purdue

**Seasons** NFL 10th, Seahawks 5th

**Born** April 8, 1986

**Hometown** Green Cove Springs, Fla.

## AVRIL'S 2017 SEASON

Placed on injured reserve (neck) October 20. **at GB (9/10)**: Collected a sack and two QB hits. **Indy (10/1)**: Left the game with a neck injury and did not return. **at LA (10/8)**: Inactive (neck).

### AVRIL'S 2017 GAME-BY-GAME

Game	G/S	T	S	A	QB	Yds.	QH	Int.	Yds.	PD	FF	FR	Yds.
at GB (9/10)	1/1	1	1	0	1.0	6.0	2	0	0	0	0	0	0
SF (9/17)	1/1	0	0	0	0.0	0.0	0	0	0	0	0	0	0
at Ten (9/24)	1/1	1	1	0	0.0	0.0	0	0	0	0	0	0	0
Indy (10/1)	1/1	0	0	0	0.0	0.0	0	0	0	0	0	0	0
at LA (10/8)		Inactive (neck)											
<b>Totals</b>	<b>4/4</b>	<b>2</b>	<b>2</b>	<b>0</b>	<b>1.0</b>	<b>6.0</b>	<b>2</b>	<b>0</b>	<b>0</b>	<b>0</b>	<b>0</b>	<b>0</b>	<b>0</b>

## AVRIL'S NFL RECORD

Club	G/S	Tackles			Sacks		Interceptions								
		Tkl	So	Ast	QB	Yds	No	Yds	Avg	LG	TD	PD	FF	FR	Yds
2008 Detroit	15/4	22	17	5	5.0	30.0	0	0	0.0	0	0	0	4	1	10
2009 Detroit	13/11	40	26	14	5.5	37.5	0	0	0.0	0	0	3	3	0	0
2010 Detroit	13/13	31	22	9	8.5	61.0	0	0	0.0	0	0	5	1	1	10
2011 Detroit	16/16	36	29	7	11.0	92.0	1	4	4.0	4t	1	4	6	3	24
2012 Detroit	16/16	34	27	7	9.5	67.0	0	0	0.0	0	0	1	2	0	0
2013 Seattle	15/2	20	14	6	8.0	43.5	0	0	0.0	0	0	4	5	1	0
2014 Seattle	16/16	23	16	7	5.0	28.5	0	0	0.0	0	0	1	1	1	0
2015 Seattle	16/16	47	31	16	9.0	64.0	0	0	0.0	0	0	7	2	0	0
2016 Seattle	16/16	39	20	19	11.5	83.5	0	0	0.0	0	0	3	5	0	0
2017 Seattle	4/4	2	2	0	1.0	6.0	0	0	0.0	0	0	0	0	0	0
<b>NFL TOTALS</b>	<b>140/114</b>	<b>294</b>	<b>204</b>	<b>90</b>	<b>74.0</b>	<b>516.0</b>	<b>1</b>	<b>4</b>	<b>4.0</b>	<b>4t</b>	<b>1</b>	<b>28</b>	<b>29</b>	<b>7</b>	<b>44</b>

### POSTSEASON

Club	G/S	Tackles			Sacks		Interceptions								
		Tkl	So	Ast	QB	Yds	No	Yds	Avg	LG	TD	PD	FF	FR	Yds
2011 Detroit	1/1	2	1	1	0.5	3.0	0	0	0.0	0	0	0	0	0	0
2013 Seattle	3/1	5	4	1	1.5	10.0	0	0	0.0	0	0	3	2	0	0
2014 Seattle	3/3	7	5	2	2.0	15.0	0	0	0.0	0	0	0	0	0	0
2015 Seattle	2/2	8	7	1	1.0	6.0	0	0	0.0	0	0	0	0	0	0
2016 Seattle	2/2	4	4	0	2.0	16.0	0	0	0.0	0	0	0	0	0	0
<b>NFL TOTALS</b>	<b>11/9</b>	<b>26</b>	<b>21</b>	<b>5</b>	<b>7.0</b>	<b>50.0</b>	<b>0</b>	<b>0</b>	<b>0.0</b>	<b>0</b>	<b>0</b>	<b>3</b>	<b>2</b>	<b>0</b>	<b>0</b>

### AVRIL'S SINGLE-GAME HIGHS

**Tackles:** 8, vs. Minnesota (12/12/11)      **FF:** 2, at Denver (10/30/11)  
**Sacks:** 3.0, vs. Chicago (12/5/10)      **FR:** 1, 7 Times, Last at Carolina (10/26/14)  
**INT:** 1, vs. San Diego (12/24/11)      **FR TD:** 1, at Denver (10/30/11)  
**INT TD:** 1, vs. San Diego (12/24/11)

### ADDITIONAL STATS

**Special Teams Tackles:** 2008 (1), 2009 (1), 2010 (1); **Career:** (3).



89

## DOUG BALDWIN

### WIDE RECEIVER

**Height** 5-10  
**Weight** 192  
**College** Stanford  
**Seasons** NFL 7th, Seahawks 7th  
**Born** September 21, 1988  
**Hometown** Gulf Breeze, Fla.

## BALDWIN'S 2017 SEASON

**at GB (9/10):** Led team with 63 yards and tied team high with four receptions. Had a key 34-yard reception with under 1:00 to play in the first half that helped set up the game's first score. **SF (9/17):** Tied for team lead with six receptions. **at Ten (9/24):** Set a season high with 10 receptions totaling 105 yards and a TD. Left the game in the second half with a groin injury. **Indy (10/1):** Battled through a groin injury during the week and started the game totaling three receptions for 35 yards. **at NYG (10/22):** Led team with nine receptions and 92 yards with a TD. **Hou (10/29):** Tied for team lead with six receptions. **Wash (11/5):** Led team with seven receptions and 108 yards (11th of career), including a go-ahead, 30-yard TD with 1:34 left in the game. **at Ariz (11/9):** Led team with 95 yards, including a season-long, 54-yard reception. **Phi (12/3):** Led team with five catches and 84 yards.

2017	Opponent	No	Yds	Avg	LG	TD
09/10	at Green Bay	4	63	15.8	34	0
09/17	San Francisco	6	44	7.3	18	0
09/24	at Tennessee	10	105	10.5	36	1
10/01	Indianapolis	3	35	11.7	27	0
10/08	at L.A. Rams	4	37	9.3	15	0
10/22	at N.Y. Giants	9	92	10.2	32	1
10/29	Houston	6	54	9.0	13	0
11/05	Washington	7	108	15.4	30t	1
11/09	at Arizona	5	95	19.0	54	0
11/20	Atlanta	2	40	20.0	29t	1
11/26	at San Francisco	2	25	12.5	23	0
12/3	Philadelphia	5	84	16.8	47	0
12/10	at Jacksonville	3	78	26.0	43	1
12/17	L.A. Rams	1	6	6.0	6	0
12/24	at Dallas	4	35	8.8	20	1
<b>TOTALS (15/15)</b>		<b>71</b>	<b>901</b>	<b>12.7</b>	<b>54</b>	<b>6</b>

## BALDWIN'S NFL RECORD

	Club	G/S	Receiving					Rushing				
			No	Yds	Avg	LG	TD	Att	Yds	Avg	LG	TD
2011	Seattle	16/1	51	788	15.5	55t	4	1	-2	-2.0	-2	0
2012	Seattle	14/4	29	366	12.6	50	3	0	0	0.0	0	0
2013	Seattle	16/9	50	778	15.6	52	5	2	6	3.0	0	0
2014	Seattle	16/16	66	825	12.5	49	3	1	8	8.0	8	0
2015	Seattle	16/16	78	1,069	13.7	80t	14	0	0	0.0	0	0
2016	Seattle	16/15	94	1,128	12.0	59	7	3	2	0.7	4	0
2017	Seattle	15/15	71	901	12.7	54	6	2	-8	-4.0	-3	0
<b>NFL TOTALS</b>		<b>109/76</b>	<b>439</b>	<b>5,855</b>	<b>13.3</b>	<b>80t</b>	<b>42</b>	<b>9</b>	<b>6</b>	<b>0.7</b>	<b>8</b>	<b>0</b>

### POSTSEASON

	Club	G/S	Receiving				Rushing					
			No	Yds	Avg	LG	TD	Att	Yds	Avg	LG	TD
2012	Seattle	2/0	3	45	15.0	33	0	0	0	0.0	0	0
2013	Seattle	3/2	13	202	15.5	51	1	0	0	0.0	0	0
2014	Seattle	3/3	10	147	14.7	35	2	1	0	0.0	0	0
2015	Seattle	2/2	13	124	9.5	22	1	0	0	0.0	0	0
2016	Seattle	2/1	16	184	11.5	42	2	2	7	3.5	6	0
<b>NFL TOTALS</b>		<b>12/8</b>	<b>55</b>	<b>702</b>	<b>12.8</b>	<b>51</b>	<b>6</b>	<b>2</b>	<b>6</b>	<b>3.0</b>	<b>6</b>	<b>0</b>

## BALDWIN'S SINGLE-GAME HIGHS

**Most Receptions:** 13, at Arizona (9/24/16)      **Most Receiving Yards:** 171, at Arizona (9/24/16)  
**Longest Reception:** 80t, vs. Pittsburgh (11/29/15)      **Most Touchdowns:** 3, 2 Times, Last at Balt (12/13/15)

### ADDITIONAL STATS

**Special Teams: 2011:** Blocked punt (1 vs. St. Louis 12/12/11); Kickoff returns (1 for 37 yards vs. St. Louis 12/12/11). **2012:** Tackles 1. Kickoff returns (1 for 3 yards at Carolina 10/7/12). **2013:** Kickoff returns (2 for 57 yards - long 37 - vs. Arizona 12/22/13). **2014:** Kickoff returns (5 for 81 yards - 16.2 avg. - 24 long); Punt returns (6 for 42 yards - 7.0 avg. - 38 long); Blocked punt (1 vs. Dallas 10/12/14).

**Passing: 2016:** 1-1 for 15 yards and a TD; **Career:** 1-1 for 15 yards and a TD.

**Postseason Special Teams: 2014:** Tackles 1. Kickoff returns (3 for 58 yards - 19.3 avg. - 28 long).

## BALDWIN'S GAME-BY-GAME RECEIVING

2011	Opponent	No	Yds	Avg	LG	TD	2012	Opponent	No	Yds	Avg	LG	TD
9/11	at San Francisco	4	83	20.8	55t	1	9/9	at Arizona	2	5	2.5	4	0
9/18	at Pittsburgh	1	4	4.0	4	0	9/16	Dallas	1	8	8.0	8	0
9/25	Arizona	2	23	11.5	20	0	9/24	GB	Inactive (shoulder)				
10/2	Atlanta	5	84	16.8	30	0	9/30	at St. Louis	1	10	10.0	10	0
10/9	at NY Giants	8	136	17.0	27t	1	10/7	at Carolina	3	37	12.3	19	0
10/23	at Cleveland	0	0	0.0	0	0	10/14	New England	2	74	37.0	50	1
10/20	Cincinnati	5	73	14.6	31	0	10/18	at San Francisco	2	15	7.5	8	0
11/6	at Dallas	3	31	10.3	25	0	10/28	at Detroit	Inactive (ankle)				
11/13	Baltimore	1	50	50.0	50	0	11/4	Minnesota	1	6	6.0	6	0
11/20	at St. Louis	3	60	20.0	35	0	11/11	N.Y. Jets	3	42	14.0	18	0
11/27	Washington	5	60	12.0	24	0	11/25	at Miami	1	14	14.0	14	0
12/1	Philadelphia	1	21	21.0	21	0	12/2	at Chicago	4	46	11.5	20	0
12/12	St. Louis	7	93	13.3	29t	1	12/9	Arizona	2	29	14.5	27	0
12/18	at Chicago	1	13	13.0	13	0	12/16	at Buffalo	1	8	8.0	8	0
12/24	San Francisco	2	17	8.5	13t	1	12/23	San Francisco	4	53	13.3	43	2
1/1	at Arizona	3	40	13.3	21	0	12/30	St. Louis	2	19	9.5	12	0
<b>TOTALS (16/1)</b>		<b>51</b>	<b>788</b>	<b>15.5</b>	<b>55t</b>	<b>4</b>	<b>TOTALS (14/4)</b>		<b>29</b>	<b>366</b>	<b>12.6</b>	<b>50</b>	<b>3</b>
	1/6 at Washington	2	39	19.5	33	0		1/13 at Atlanta	1	6	6.0	6	0
	<b>PLAYOFF TOTALS (2/0)</b>		<b>3</b>	<b>45</b>	<b>15.0</b>	<b>33</b>	<b>0</b>						

2013	Opponent	No	Yds	Avg	LG	TD	2014	Opponent	No	Yds	Avg	LG	TD
9/8	at Carolina	7	91	13.0	25	0	9/4	Green Bay	3	14	4.7	6	0
9/15	San Francisco	1	51	51.0	51	0	9/14	at San Diego	3	35	11.7	16	0
9/22	Jacksonville	1	35	35.0	35t	1	9/21	Denver	4	56	14.0	16	0
9/29	at Houston	3	39	13.0	24	0	10/6	at Washington	4	50	12.5	20	0
10/6	at Indianapolis	5	80	16.0	27	0	10/12	Dallas	2	32	16.0	20	0
10/13	Tennessee	4	48	12.0	28	0	10/19	at St. Louis	7	123	17.6	49	1
10/17	at Arizona	1	16	16.0	16	0	10/26	at Carolina	6	61	10.2	18	0
10/28	at St. Louis	1	12	12.0	12	0	11/2	Oakland	5	38	7.6	20	0
11/3	Tampa Bay	6	75	12.5	28	1	11/9	N.Y. Giants	4	31	7.8	14	0
11/10	at Atlanta	5	76	15.2	30	0	11/16	at Kansas City	6	45	7.5	23	1
11/17	Minnesota	2	63	31.5	44	1	11/23	Arizona	2	6	3.0	3	0
12/2	New Orleans	4	77	19.3	52	1	11/27	at San Francisco	2	28	14.0	24	0
12/8	at San Francisco	3	36	12.0	14	0	12/7	at Philadelphia	5	97	19.4	25	1
12/15	at N.Y. Giants	6	71	11.8	25	1	12/14	San Francisco	3	53	17.7	35	0
12/22	Arizona	1	8	8.0	8	0	12/21	at Arizona	7	113	16.1	49	0
12/29	St. Louis	0	0	0.0	0	0	12/28	St. Louis	3	43	14.3	38	0
<b>TOTALS (16/9)</b>		<b>50</b>	<b>778</b>	<b>15.6</b>	<b>52</b>	<b>5</b>	<b>TOTALS (16/16)</b>		<b>66</b>	<b>825</b>	<b>12.5</b>	<b>49</b>	<b>3</b>
1/11	New Orleans	2	30	15.0	24	0	1/10	Carolina	3	38	12.7	16t	1
1/19	San Francisco	6	106	17.7	51	0	1/18	Green Bay	6	106	17.7	35	0
2/2	Denver	5	66	13.2	37	1	2/1	New England	1	3	3.0	3t	1
<b>PLAYOFF TOTALS (3/2)</b>		<b>13</b>	<b>202</b>	<b>15.5</b>	<b>51</b>	<b>1</b>	<b>PLAYOFF TOTALS (3/3)</b>		<b>10</b>	<b>147</b>	<b>14.7</b>	<b>35</b>	<b>2</b>

2015	Opponent	No	Yds	Avg	LG	TD	2016	Opponent	No	Yds	Avg	LG	TD
9/13	at St. Louis	7	35	5.0	8	0	9/11	Miami	9	92	10.2	22	1
9/20	at Green Bay	7	92	13.1	32	1	9/18	at L.A. Rams	3	20	6.7	8	0
9/27	Chicago	3	35	11.7	22	0	9/25	San Francisco	8	164	20.5	59	1
10/5	Detroit	3	36	12.0	24t	1	10/2	at N.Y. Jets	4	54	13.5	38	0
10/11	at Cincinnati	3	70	23.3	46	0	10/16	Atlanta	4	31	7.8	11	0
10/18	Carolina	3	23	7.7	14	0	10/23	at Arizona	6	69	11.5	27	0
10/22	at San Francisco	2	19	9.5	15	0	10/30	at New Orleans	4	51	12.8	27	0
11/1	at Dallas	3	35	11.7	15	0	11/7	Buffalo	6	89	14.8	50	0
11/15	Arizona	7	134	19.1	33	1	11/13	at New England	6	59	9.8	18t	3
11/22	San Francisco	6	60	10.0	21	0	11/20	Philadelphia	4	104	26.0	44	0
11/29	Pittsburgh	6	145	24.2	80t	3	11/27	at Tampa Bay	7	34	4.9	12	0
12/6	at Minnesota	5	94	18.8	53t	2	12/4	Carolina	7	65	9.3	29	0
12/13	at Baltimore	6	82	13.7	22t	3	12/11	at Green Bay	6	46	7.7	10	0
12/20	Cleveland	4	45	11.3	27	2	12/15	L.A. Rams	5	35	7.0	17	1
12/27	St. Louis	8	118	14.8	28	1	12/24	Arizona	13	171	13.2	42t	1
1/3	at Arizona	5	46	9.2	15	0	1/1	at San Francisco	2	44	22.0	41	0
<b>TOTALS (16/16)</b>		<b>78</b>	<b>1,069</b>	<b>13.7</b>	<b>80t</b>	<b>14</b>	<b>TOTALS (16/15)</b>		<b>94</b>	<b>1,128</b>	<b>12.0</b>	<b>59</b>	<b>7</b>
1/10	at Minnesota	5	42	8.4	22	1	1/7	Detroit	11	104	9.5	42	1
1/17	at Carolina	8	82	10.3	20	0	1/14	at Atlanta	5	80	16.0	31t	1
<b>PLAYOFF TOTALS (2/2)</b>		<b>13</b>	<b>124</b>	<b>9.5</b>	<b>22</b>	<b>1</b>	<b>TOTALS (2/1)</b>		<b>16</b>	<b>184</b>	<b>11.5</b>	<b>42</b>	<b>2</b>



47

## DAVID BASS

DEFENSIVE END

**Height** 6-4  
**Weight** 267  
**College** Missouri Western State  
**Seasons** NFL 5th, Seahawks 1st  
**Born** September 11, 1990  
**Hometown** St. Louis, Mo.



79

## ISAIAH BATTLE

TACKLE

**Height** 6-7  
**Weight** 290  
**College** Clemson  
**Seasons** NFL 3rd, Seahawks 1st  
**Born** February 10, 1993  
**Hometown** Brooklyn, N.Y.

### BASS' 2017 SEASON

Waived on September 19. **at GB (9/10):** Assisted on one tackle in Seahawks debut.

#### BASS' 2017 GAME-BY-GAME

Game	G/S	T	S	A	QB	Yds.	QH	Int.	Yds.	PD	FF	FR	Yds.
at GB (9/10)	1/0	1	0	1	0.0	0.0	0	0	0	0	0	0	0
SF (9/17)	1/0	0	0	0	0.0	0.0	0	0	0	0	0	0	0
<b>Totals</b>	<b>2/0</b>	<b>1</b>	<b>0</b>	<b>1</b>	<b>0.0</b>	<b>0.0</b>	<b>0</b>	<b>0</b>	<b>0</b>	<b>0</b>	<b>0</b>	<b>0</b>	<b>0</b>

### BASS' NFL RECORD

Club	G/S	Tackles			Sacks		Interceptions								
		Tkl	So	Ast	QB	Yds	No	Yds	Avg	LG	TD	PD	FF	FR	Yds
2013 Chicago	12/1	23	9	14	1.0	9.0	1	24	24.0	24t	1	2	0	0	0
2014 Chicago	8/1	9	5	4	3.0	34.0	0	0	0.0	0	0	0	1	0	0
2015 Tennessee	16/7	42	23	19	1.5	11.5	1	8	8.0	8	0	5	0	2	0
2016 Tennessee	13/0	16	8	8	0.0	0.0	0	0	0.0	0	0	0	0	0	0
2017 Seattle	2/0	1	0	1	0.0	0.0	0	0	0.0	0	0	0	0	0	0
<b>NFL TOTALS</b>	<b>51/9</b>	<b>91</b>	<b>45</b>	<b>46</b>	<b>5.5</b>	<b>54.5</b>	<b>2</b>	<b>32</b>	<b>16.0</b>	<b>24t</b>	<b>1</b>	<b>7</b>	<b>1</b>	<b>2</b>	<b>0</b>

#### BASS' SINGLE-GAME HIGHS

**Tackles:** 7, at Indianapolis (1/3/15)      **FF:** 1, vs. Tampa Bay (11/23/14)  
**Sacks:** 1.0, 5 Times, Last at Indianapolis (1/3/15)      **FR:** 1, 2 Times, Last vs. Houston (12/27/15)  
**INT:** 1, 2 Times, Last vs. Atlanta (10/25/15)  
**INT TD:** 1, vs. Baltimore (11/17/13)

#### ADDITIONAL STATS

**Special Teams Tackles:** 2015 (8), 2016 (6); **Career:** (14).

#### NFL TRANSACTIONS:

07/09/15: Drafted by St. Louis Rams in the Supplemental Draft in 2015  
 09/05/15: Waived by St. Louis  
 09/07/15: Signed to St. Louis PS  
 11/17/15: Signed by St. Louis as FA  
 09/03/16: Waived by L.A. Rams  
 09/04/16: Signed with L.A. Rams PS  
 01/03/17: Signed reserve/future contract with Kansas City  
 02/06/17: Activated from reserve by Kansas City  
 09/02/17: Traded to Seattle

#### NFL CAREER HIGHLIGHTS:

- Originally entered the NFL as a fifth-round pick of the NFL's Supplemental Draft with the St. Louis Rams in 2015.
- Second-year offensive lineman enters his first season with the Seahawks in 2017. Was inactive for seven games in 2015 with the Rams and spent 12 weeks in 2016 on the Rams' practice squad.

**COLLEGE:** A standout at Clemson University, Battle tallied 32 knockdowns in 1,336 snaps across 27 games (15 starts). Finished Clemson career rank-

ing eighth all-time in snaps by an offensive tackle. Named preseason fourth-team All-ACC by Athlon prior to Junior season. Two-time letter recipient.

**PERSONAL:** Attended Blue Ridge (Va.) High School, where he collected several accolades as a senior: was a two-time first-team all-state selection, first-team All-Virginia Independent Conference selection and was named all-conference as an offensive and defensive lineman. Also competed in basketball as a prep at Fork Union Military Academy and Blue Ridge High School. Majored in parks, recreation & tourism management at Clemson. Born February 10, 1993. Native of Brooklyn N.Y.

### BATTLE'S NFL RECORD

Year	Team	GP/GS	Postseason
2015	St. Louis	0/0	0/0
2016	LA Rams	0/0	0/0
2017	Seattle	0/0	0/0
<b>NFL TOTALS</b>		<b>0/0</b>	<b>0/0</b>

### BATTLE'S 2017 SEASON

Waived November 1. **at GB (9/10):** Inactive. **SF (9/17):** Inactive. **at Ten (9/24):** Inactive. **Indy (10/1):** Inactive. **at LA (10/8):** Inactive. **at NYG (10/22):** Inactive. **Hou (10/29):** Inactive.



72

## MICHAEL BENNETT

### DEFENSIVE END

**Height** 6-4  
**Weight** 274  
**College** Texas A&M  
**Seasons** NFL 9th, Seahawks 5th  
**Born** November 13, 1985  
**Hometown** Alief, Texas

## BENNETT'S 2017 SEASON

at **GB (9/10)**: Led team with 1.5 sacks and had three total tackles. **SF (9/17)**: Had three tackles, including a sack and pass defended. at **Ten (9/24)**: Had three solo stops, all for loss. **Indy (10/1)**: Assisted on two tackles, including a sack. Had three QB hits. at **LA (10/8)**: Had a sack and two QB hits. at **NYG (10/22)**: Had two QB hits. **Hou (10/29)**: Had a season-high six tackles, including 1.5 sacks. **Wash (11/5)**: Had a sack and two QB hits. at **SF (11/26)**: Had a sack and two QB hits.

### BENNETT'S 2017 GAME-BY-GAME

Game	G/S	T	S	A	QB	Yds.	QH	Int.	Yds.	PD	FF	FR	Yds.
at GB (9/10)	1/1	3	2	1	1.5	9.5	2	0	0	0	0	0	0
SF (9/17)	1/1	3	2	1	1.0	4.0	2	0	0	1	0	0	0
at Ten (9/24)	1/1	3	3	0	0.0	0.0	0	0	0	0	0	0	0
Indy (10/1)	1/1	2	0	2	0.5	7.0	3	0	0	0	0	0	0
at LAR (10/8)	1/1	4	3	1	1.0	10.0	2	0	0	0	0	0	0
at NYG (10/22)	1/1	0	0	0	0.0	0.0	2	0	0	0	0	0	0
Hou (10/29)	1/1	6	4	2	1.5	7.0	2	0	0	0	0	0	0
Wash (11/5)	1/1	2	1	1	1.0	6.0	2	0	0	0	0	0	0
at Ariz (11/9)	1/1	3	1	2	0.0	0.0	1	0	0	0	0	0	0
Atl (11/20)	1/1	2	2	0	0.0	0.0	2	0	0	0	0	0	0
at SF (11/26)	1/1	4	3	1	1.0	7.0	2	0	0	0	0	0	0
Phi (12/3)	1/1	1	0	1	0.0	0.0	1	0	0	0	0	0	0
at Jax (12/10)	1/1	1	1	0	0.0	0.0	0	0	0	0	0	0	0
LAR (12/17)	1/1	1	0	1	0.0	0.0	0	0	0	0	0	0	0
at Dal (12/24)	1/1	4	3	1	1.0	6.0	1	0	0	0	0	0	0
<b>Totals</b>	<b>15/15</b>	<b>39</b>	<b>25</b>	<b>14</b>	<b>8.5</b>	<b>56.5</b>	<b>22</b>	<b>0</b>	<b>0</b>	<b>1</b>	<b>0</b>	<b>0</b>	<b>0</b>

## BENNETT'S NFL RECORD

Club	G/S	Tackles			Sacks		Interceptions									
		Tkl	So	Ast	QB	Yds	No	Yds	Avg	LG	TD	PD	FF	FR	Yds	
2009 Tampa Bay	7/0	5	4	1	1.0	5.0	0	0	0.0	0	0	0	0	0	0	0
2010 Tampa Bay	13/2	21	14	7	1.0	2.0	0	0	0.0	0	0	0	0	0	0	0
2011 Tampa Bay	14/10	47	32	15	4.0	25.0	0	0	0.0	0	0	0	0	1	2	0
2012 Tampa Bay	16/16	41	34	7	9.0	57.0	0	0	0.0	0	0	2	3	0	0	0
2013 Seattle	16/3	31	17	14	8.5	59.5	0	0	0.0	0	0	0	1	1	22	0
2014 Seattle	16/16	39	27	12	7.0	38.0	0	0	0.0	0	0	0	1	0	0	0
2015 Seattle	16/16	52	33	19	10.0	61.0	0	0	0.0	0	0	0	2	0	0	0
2016 Seattle	11/11	34	23	11	5.0	40.0	0	0	0.0	0	0	0	0	0	0	0
2017 Seattle	15/15	39	25	14	8.5	56.5	0	0	0.0	0	0	1	0	0	0	0
<b>NFL TOTALS</b>	<b>124/89</b>	<b>309</b>	<b>209</b>	<b>100</b>	<b>54.0</b>	<b>344.0</b>	<b>0</b>	<b>0</b>	<b>0.0</b>	<b>0</b>	<b>0</b>	<b>3</b>	<b>8</b>	<b>3</b>	<b>22</b>	<b>0</b>

### POSTSEASON

Club	G/S	Tackles			Sacks		Interceptions									
		Tkl	So	Ast	QB	Yds	No	Yds	Avg	LG	TD	PD	FF	FR	Yds	
2013 Seattle	3/1	11	6	5	1.5	4.0	0	0	0.0	0	0	0	2	2	17	0
2014 Seattle	3/3	9	5	4	0.0	0.0	0	0	0.0	0	0	0	0	0	0	0
2015 Seattle	2/2	10	7	3	0.0	0.0	0	0	0.0	0	0	2	1	0	0	0
2016 Seattle	2/2	6	5	1	2.0	11.0	0	0	0.0	0	0	1	0	0	0	0
<b>NFL TOTALS</b>	<b>10/8</b>	<b>36</b>	<b>23</b>	<b>13</b>	<b>3.5</b>	<b>15.0</b>	<b>0</b>	<b>0</b>	<b>0.0</b>	<b>0</b>	<b>0</b>	<b>3</b>	<b>3</b>	<b>2</b>	<b>17</b>	<b>0</b>

### BENNETT'S SINGLE-GAME HIGHS

**Tackles:** 6, at Cincinnati (10/11/15)      **FF:** 1, 8 Times, Last vs. Cleveland (12/20/15)  
**Sacks:** 3.5, at San Francisco (10/22/15)      **FR:** 1, 3 Times, Last vs. New Orleans (12/2/13)  
**TDs:** 1, 22 yd FR vs. New Orleans (12/2/13)





68

## JUSTIN BRITT

### CENTER

Height	6-6
Weight	315
College	Missouri
Seasons	NFL 4th, Seahawks 4th
Born	May 29, 1991
Hometown	Lebanon, Missouri

## BRITT'S 2017 SEASON

**at GB (9/10):** Started at center. **SF (9/17):** Started at center. **at Ten (9/24):** Started at center. **Indy (10/1):** Started at C and helped lead team to 477 total yards, including a season high 194 rushing yards. **Hou (10/29):** Helped protect Russell Wilson allowing him to set a franchise record with 452 passing yards and the team total a season-high 479 total yards. **at SF (11/26):** Part of an O-Line that did not allow a sack for the first time since Week 14 of 2015.

### BRITT'S NFL RECORD

Year	Team	—	GP/GS	Postseason
2014	Seattle	—	16/16	2/2
2015	Seattle	—	16/16	2/2
2016	Seattle	—	15/15	2/2
2017	Seattle	—	15/15	
<b>NFL TOTALS</b>			<b>— 62/62</b>	<b>6/6</b>



76

## DUANE BROWN

### TACKLE

Height	6-4
Weight	305
College	Virginia Tech
Seasons	NFL 10th, Seahawks 1st
Born	August 30, 1985
Hometown	Richmond, Va.



#### ALL PRO:

**2011** (2nd Team) **2012** (1st Team)

#### NFL TRANSACTIONS:

04/26/08: Drafted by Houston (1st round, 26th)  
 08/06/12: Re-signed with Houston

#### NFL CAREER HIGHLIGHTS:

- Ranks second on Houston's all-time games played and games started lists with 133.
- Has been called for holding just seven times in 133 games
- Was the second rookie in Texans history to start all 16 games on the offensive line.
- Garnered All-Pro honors in 2011 and 2012 and Pro Bowl honors following the 2012 and 2013 seasons.
- Has blocked for six 1,000-yard rushers and was

a part of a top-10 offense in four of his first five years in the League.

**COLLEGE:** Played four seasons (2004-07) at Virginia Tech after redshirting the 2003 campaign. Registered 71 knockdown blocks in his three seasons as an offensive tackle and earned second-team All-Atlantic Coast Conference recognition for two-straight seasons. Was a two-time state Offensive Lineman/End of the Year pick by the Richmond Touchdown Club. Recorded six tackles and blocked three kicks on special teams as a senior and also caught three passes for 64 yards (21.3 average) and one touchdown, adding three yards on a rushing attempt. Won an ACC Championship in 2007.

**PERSONAL:** Attended Hermitage High School in Richmond, Va., where he lettered twice as a tight end and defensive end. Played in the Panthers' first three games his senior year before suffering a broken leg, but returned for the Central Region semifinal game, catching seven passes for just under 100 yards in his limited playing time, and also recorded 15 tackles along with a pair of sacks to earn second-team All-District honors. Lettered in basketball and track.

## BROWN'S 2017 SEASON

Traded to Seattle by Houston on November 1. **at SEA (10/29):** After missing the Texans first six games, reported to the team and started versus Seattle at LT. **Wash (11/5):** Started first-career game for Seattle. **at Ariz (11/9):** Started at LT, but did not play in the second half (ankle). **at SF (11/26):** Part of an O-Line that did not allow a sack for the first time since Week 14 of 2015.

### BROWN'S NFL RECORD

Year	Team	—	GP/GS	Postseason	Year	Team	—	GP/GS	Postseason
2008	Houston	—	16/16		2014	Houston	—	16/16	
2009	Houston	—	16/16		2015	Houston	—	14/14	
2010	Houston	—	12/12		2016	Houston	—	12/12	2/2
2011	Houston	—	16/16	2/2	2017	Houston	—	1/1	
2012	Houston	—	16/16	2/2		Seattle	—	8/8	
2013	Houston	—	14/14		<b>NFL TOTALS</b>		<b>—</b>	<b>141/141</b>	<b>6/6</b>



32

**CHRIS CARSON**  
**RUNNING BACK**

**Height** 5-11  
**Weight** 218  
**College** Oklahoma State  
**NFL Seasons** Rookie  
**Born** September 16, 1994  
**Hometown** Lilburn, Ga.

## CARSON'S 2017 SEASON

Placed on injured reserve (ankle) October 2. **at GB (9/10)**: Started first-career game and rushed six times for 39 yards and caught one 10-yard pass. **SF (9/17)**: Led team in rushing with 20 carries for 93 yards, including five carries for 41 yards on the Seahawks final drive which allowed the team to run out the final 4:47. Totaled 100 yards from scrimmage with a 7-yard reception. **at Ten (9/24)**: Started at RB and had first-career TD on a 10-yard reception. **Indy (10/1)**: Rushed 12 times for 42 yards and had three receptions for 24 yards before leaving late in the game with a leg injury.

2017	Opponent	-----Rushing-----					-----Receiving-----					Total
		Att	Yds	Avg	LG	TD	Rec	Yds	Avg	LG	TD	
09/10	at Green Bay	6	39	6.5	30	0	1	10	10.0	10	0	49
09/17	San Francisco	20	93	4.7	16	0	1	7	7.0	7	0	100
09/24	at Tennessee	11	34	3.1	7	0	2	18	9.0	10t	1	52
10/01	Indianapolis	12	42	3.5	11	0	3	24	8.0	9	0	66
10/08	at L.A. Rams	Injured Reserve (ankle)										
<b>TOTALS (4/3)</b>		<b>49</b>	<b>208</b>	<b>4.2</b>	<b>30</b>	<b>0</b>	<b>7</b>	<b>59</b>	<b>8.4</b>	<b>10t</b>	<b>1</b>	<b>267</b>



31

## KAM CHANCELLOR

SAFETY

**Height** 6-3  
**Weight** 225  
**College** Virginia Tech  
**Seasons** NFL 7th, Seahawks 7th  
**Born** April 3, 1988  
**Hometown** Norfolk, Virginia

### CHANCELLOR'S 2017 SEASON

Placed on IR (neck) December 16. **at GB (9/10):** Notched four tackles (3 solo). **at Ten (9/24):** Finished third on team with seven tackles (all solo). **Indy (10/1):** Part of a defense that limited the Colts to 32 total yards in the second half, including zero passing. **at LA (10/8):** Part of a defense that limited the NFL's top scoring offense (35.5) to just 10 points, including zero over the final 40 minutes. **at Ariz (11/9):** Had season-high 10 tackles, including a tackle for a safety. Also had a forced fumble that was recovered by Sheldon Richardson. Left the game late in the fourth quarter with a neck injury. **Atl (11/20):** Inactive (neck). **at SF (11/26):** Inactive (neck). **Phi (12/3):** Inactive (neck). **at Jax (12/10):** Inactive (neck).

#### CHANCELLOR'S 2017 GAME-BY-GAME

Game	G/S	T	S	A	QB	Yds.	QH	Int.	Yds.	PD	FF	FR	Yds.
at GB (9/10)	1/1	4	3	1	0.0	0.0	0	0	0	0	0	0	0
SF (9/17)	1/1	4	0	4	0.0	0.0	0	0	0	0	0	0	0
at Ten (9/24)	1/1	7	7	0	0.0	0.0	0	0	0	0	0	0	0
Indy (10/1)	1/1	5	4	1	0.0	0.0	0	0	0	0	0	0	0
at LA (10/8)	1/1	4	3	1	0.0	0.0	0	0	0	1	0	0	0
at NYG (10/22)	1/1	6	3	3	0.0	0.0	0	0	0	0	0	0	0
Hou (10/29)	1/1	4	3	1	0.0	0.0	0	0	0	0	0	0	0
Wash (11/5)	1/1	4	1	3	0.0	0.0	0	0	0	0	0	0	0
at Ariz (11/9)	1/1	10	9	1	0.0	0.0	0	0	0	1	1	0	0
Atl (11/20)		Inactive (Neck)											
at SF (11/26)		Inactive (Neck)											
Phi (12/3)		Inactive (Neck)											
at Jax (12/10)		Inactive (Neck)											
<b>Totals</b>	<b>9/9</b>	<b>48</b>	<b>33</b>	<b>15</b>	<b>0.0</b>	<b>0.0</b>	<b>0</b>	<b>0</b>	<b>0</b>	<b>2</b>	<b>1</b>	<b>0</b>	<b>0</b>

**Additional Stats:** Special Teams Tackles: 1.

### CHANCELLOR'S NFL RECORD

Club	G/S	Tackles			Sacks		Interceptions								
		Tkl	So	Ast	QB	Yds	No	Yds	Avg	LG	TD	PD	FF	FR	Yds
2010 Seattle	16/0	12	10	2	1.0	3.0	0	0	0.0	0	0	1	0	0	0
2011 Seattle	15/15	94	73	21	1.0	10.0	4	27	6.7	9	0	13	1	1	0
2012 Seattle	16/16	94	71	23	0.0	0.0	0	0	0.0	0	0	5	1	1	0
2013 Seattle	16/16	93	61	32	0.0	0.0	3	78	26.0	32	0	6	1	0	0
2014 Seattle	14/14	76	58	18	0.0	0.0	1	52	52.0	52	0	6	1	0	0
2015 Seattle	11/11	74	44	30	0.0	0.0	2	6	3.0	6	0	4	1	0	0
2016 Seattle	12/12	80	46	34	0.0	0.0	2	5	2.5	5	0	8	1	0	0
2017 Seattle	9/9	48	33	15	0.0	0.0	0	0	0.0	0	0	2	1	0	0
<b>NFL TOTALS</b>	<b>109/93</b>	<b>571</b>	<b>396</b>	<b>175</b>	<b>2.0</b>	<b>13.0</b>	<b>12</b>	<b>168</b>	<b>14.0</b>	<b>52</b>	<b>0</b>	<b>45</b>	<b>7</b>	<b>2</b>	<b>0</b>

#### POSTSEASON

Club	G/S	Tackles			Sacks		Interceptions								
		Tkl	So	Ast	QB	Yds	No	Yds	Avg	LG	TD	PD	FF	FR	Yds
2010 Seattle	2/0	0	0	0	0.0	0.0	0	0	0.0	0	0	0	0	0	0
2012 Seattle	2/2	9	4	5	0.0	0.0	0	0	0.0	0	0	0	0	0	0
2013 Seattle	3/3	34	14	20	0.0	0.0	2	2	1.0	2	0	6	0	0	0
2014 Seattle	3/3	25	19	6	0.0	0.0	1	90	90.0	90t	1	1	0	0	0
2015 Seattle	2/1	8	4	4	0.0	0.0	0	0	0.0	0	0	1	1	0	0
2016 Seattle	2/2	15	12	3	0.0	0.0	0	0	0	0	0	0	0	0	0
<b>NFL TOTALS</b>	<b>14/11</b>	<b>91</b>	<b>53</b>	<b>38</b>	<b>0.0</b>	<b>0.0</b>	<b>3</b>	<b>92</b>	<b>30.7</b>	<b>90t</b>	<b>1</b>	<b>8</b>	<b>1</b>	<b>0</b>	<b>0</b>

### CHANCELLOR'S SINGLE-GAME HIGHS

**Tackles:** 19\* vs. Arizona (11/15/15)

**FF:** 1, 6 Times, Last at New England (11/13/16)

**Sacks:** 1, 2 Times, Last at Cleveland (10/23/11)

**FR:** 1, 2 Times, Last vs. San Francisco (12/23/12)

**Interceptions:** 1, 12 Times, Last at Tampa Bay (11/27/16)

### ADDITIONAL STATS

**Special Teams Tackles:** 2010 (11, FF), 2011 (3, FF), 2012 (6, FR) 2013 (6), 2014 (2), 2015 (2), 2016 (5), 2017 (1); **Career: 36, 2 FF, 1 FR.**

**Postseason:** 2010 (1), 2012 (1), 2014 (1), 2015 (1), 2016 (1); **Career:** (5).

\* Club Record



55

## FRANK CLARK

### DEFENSIVE END

Height	6-3
Weight	260
College	Michigan
Seasons	NFL 3rd, Seahawks 3rd
Born	June 14, 1993
Hometown	Cleveland, Ohio

## CLARK'S 2017 SEASON

**at GB (9/10):** Assisted on one of Seattle's four sacks. **SF (9/17):** Had two solo stops, including a sack that was marked just short of being called a safety. Had four tackles (2 solo) and a QB hit. **at LA (10/8):** Started in place of Cliff Avril (neck) and had three solo stops, including a sack and FF with 2:57 to play in the game that led to a Seahawks FG and a 16-10 lead. Also had a pass defended. **at NYG (10/22):** Assisted on one tackles, had two QB hits and had a FR at the Giants' 38-yard line that led to a Seahawks TD pass the very next play. **Hou (10/29):** Had a season-high five tackles and tied a career high with 2.0 sacks. **Phi (12/3):** Posted 2.0 sacks for the fourth time of career. Had four total tackles and a three QB hits. **LAR (12/17):** Had a sack and FF.

### CLARK'S 2017 GAME-BY-GAME

Game	G/S	T	S	A	QB	Yds.	QH	Int.	Yds.	PD	FF	FR	Yds.
at GB (9/10)	1/0	1	0	1	0.5	3.5	1	0	0	0	0	0	0
SF (9/17)	1/0	2	2	0	1.0	6.0	1	0	0	0	0	0	0
at Ten (9/24)	1/0	1	0	1	0.0	0.0	0	0	0	0	0	0	0
Indy (10/1)	1/0	4	2	2	0.0	0.0	1	0	0	0	0	0	0
at LA (10/8)	1/1	3	3	0	1.0	3.0	2	0	0	1	1	0	0
at NYG (10/22)	1/1	1	0	1	0.0	0.0	2	0	0	0	0	1	0
Hou (10/29)	1/1	5	4	1	2.0	19.0	2	0	0	0	0	0	0
Wash (11/5)	1/1	2	0	2	0.0	0.0	1	0	0	0	0	0	0
at Ariz (11/9)	1/1	0	0	0	0.0	0.0	2	0	0	0	0	0	0
Atl (11/20)	1/1	0	0	0	0.0	0.0	0	0	0	0	0	0	0
at SF (11/26)	1/1	2	1	1	0.5	4.0	2	0	0	0	0	0	0
Phi (12/3)	1/1	4	3	1	2.0	15.0	3	0	0	0	0	0	0
at Jax (12/10)	1/1	1	0	1	0.0	0.0	1	0	0	0	0	0	0
LAR (12/17)	1/1	1	1	0	1.0	12.0	1	0	0	0	1	0	0
at Dal (12/24)	1/1	4	2	2	1.0	11.0	2	0	0	0	0	0	0
<b>Totals</b>	<b>15/11</b>	<b>31</b>	<b>18</b>	<b>13</b>	<b>9.0</b>	<b>73.5</b>	<b>21</b>	<b>0</b>	<b>0</b>	<b>1</b>	<b>2</b>	<b>2</b>	<b>0</b>

## CLARK'S NFL RECORD

Club	G/S	Tackles			Sacks		Interceptions					FF	FR	Yds	
		Tkl	So	Ast	QB	Yds	No	Yds	Avg	LG	TD				PD
2015 Seattle	15/0	16	15	1	3.0	16.0	0	0	0.0	0	0	2	1	0	0
2016 Seattle	15/5	47	25	22	10.0	68.5	0	0	0.0	0	0	1	2	1	27
2017 Seattle	15/11	31	18	13	9.0	73.5	0	0	0.0	0	0	2	2	1	0
<b>NFL TOTALS</b>	<b>45/16</b>	<b>94</b>	<b>58</b>	<b>36</b>	<b>22.0</b>	<b>157.0</b>	<b>0</b>	<b>0</b>	<b>0.0</b>	<b>0</b>	<b>0</b>	<b>5</b>	<b>5</b>	<b>2</b>	<b>27</b>

### POSTSEASON

Club	G/S	Tackles			Sacks		Interceptions					FF	FR	Yds	
		Tkl	So	Ast	QB	Yds	No	Yds	Avg	LG	TD				PD
2015 Seattle	2/0	3	2	1	1.0	10.0	0	0	0.0	0	0	1	0	0	0
2016 Seattle	2/0	1	1	0	1.0	6.0	0	0	0.0	0	0	0	1	0	0
<b>NFL TOTALS</b>	<b>4/0</b>	<b>4</b>	<b>3</b>	<b>1</b>	<b>2.0</b>	<b>16.0</b>	<b>0</b>	<b>0</b>	<b>0.0</b>	<b>0</b>	<b>0</b>	<b>1</b>	<b>1</b>	<b>0</b>	<b>0</b>

### CLARK'S SINGLE-GAME HIGHS

**Tackles:** 6, at New Orleans (10/30/16)

**Sacks:** 2, 4 Times, Last vs. Philadelphia (12/3/17)

**Interceptions:** None

**FF:** 1, 5 Times, Last vs. L.A. Rams (12/17/17)

**FR:** 1, 2 Times, Last at N.Y. Giants (10/22/17)



61

**RODNEY COE**  
DEFENSIVE TACKLE

**Height** 6-3  
**Weight** 315  
**College** Akron  
**Seasons** NFL 2nd, Seahawks 1st  
**Born** May 18, 1993  
**Hometown** Fulton, Missouri

## COE'S 2017 SEASON

Waived injured by Seattle September 2. Signed with Seahawks practice squad October 25. Signed to 53-man roster November 28. Waived December 12. **Phi (12/3):** Inactive. **at Jax (12/10):** Saw limited action at DT.

### COE'S 2017 GAME-BY-GAME

Game	G/S	T	S	A	QB	Yds.	QH	Int.	Yds.	PD	FF	FR	Yds.
Phi (12/3)		Inactive											
at Jax (12/10)	1/0	0	0	0	0.0	0.0	0	0	0	0	0	0	0
<b>Totals</b>	<b>1/0</b>	<b>0</b>	<b>0</b>	<b>0</b>	<b>0.0</b>	<b>0.0</b>	<b>0</b>	<b>0</b>	<b>0</b>	<b>0</b>	<b>0</b>	<b>0</b>	<b>0</b>



28

## JUSTIN COLEMAN

### CORNERBACK

**Height** 5-11  
**Weight** 190  
**College** Tennessee  
**Seasons** NFL 3rd, Seahawks 1st  
**Born** March 27, 1993  
**Hometown** Brunswick, Ga.

#### NFL TRANSACTIONS:

05/08/15: Signed with Minnesota as undrafted rookie free agent  
 08/31/15: Waived by Minnesota  
 09/04/15: Signed with New England as FA  
 09/05/15: Waived by New England  
 09/07/15: Signed to Seattle PS  
 09/09/15: Released from Seattle PS  
 09/09/15: Signed with New England as FA  
 04/12/16: Re-signed with New England  
 03/16/17: Re-signed with New England  
 09/01/17: Traded to Seattle

#### NFL CAREER HIGHLIGHTS:

• Originally signed with Minnesota as an undrafted free agent in 2015.

• Played in 20 games with 3 starts for the Patriots from 2015-16. Tallied 29 tackles (25 solo), 8 passes defensed and 1 fumble recovery.

• Played in two postseason games in the 2015 season, logging 7 tackles (7 solo) and 2 passes defensed.

**COLLEGE:** Started 38-of-50 games he appeared in at Tennessee and compiled five interceptions in his collegiate career. As a senior in 2014, tied for fourth in the SEC with four interceptions. Became the first true freshman DB to start for the Vols since Eric Berry.

**PERSONAL:** Participated in track and field in addition to football in high school. Born March 27, 1993.

## COLEMAN'S 2017 SEASON

**at GB (9/10):** Saw action as an extra defensive back and on special teams. Had two solo stops and a pass defensed. **SF (9/17):** Saw action on special teams and had one stop. **at Ten (9/24):** Saw limited action at CB and on special teams. **Indy (10/1):** Forced into action at CB early in the game when Jeremy Lane exited the game (groin). Intercepted and scored first-career TD on a 28-yard return to give Seattle a 10-2 lead early in the second quarter. **Hou (10/29):** Assisted on first-career sack. **Wash (11/5):** Had a career-high six tackles to go with a pass defensed and a special teams tackle. **at Dal (12/24):** Had second pick-six of the season - good for 30 yards giving Seattle a 14-9 lead.

### COLEMAN'S 2017 GAME-BY-GAME

Game	G/S	T	S	A	QB	Yds.	QH	Int.	Yds.	PD	FF	FR	Yds.
at GB (9/10)	1/0	2	2	0	0.0	0.0	0	0	0	1	0	0	0
SF (9/17)	1/0	Special Teams Only											
at Ten (9/24)	1/0	0	0	0	0.0	0.0	0	0	0	0	0	0	0
Indy (10/1)	1/0	1	1	0	0.0	0.0	0	1	28t	1	0	0	0
at LA (10/8)	1/1	2	2	0	0.0	0.0	0	0	0	0	0	0	0
at NYG (10/22)	1/0	4	4	0	0.0	0.0	0	0	0	1	0	0	0
Hou (10/29)	1/1	1	0	1	0.5	3.0	1	0	0	0	0	0	0
Wash (11/5)	1/0	6	3	3	0.0	0.0	0	0	0	1	0	0	0
at Ariz (11/9)	1/0	4	3	1	0.0	0.0	0	0	0	2	0	0	0
Atl (11/20)	1/0	1	1	0	0.0	0.0	0	0	0	0	0	0	0
at SF (11/26)	1/0	3	3	0	0.0	0.0	0	0	0	1	0	0	0
Phi (12/3)	1/1	3	2	1	1.0	6.0	1	0	0	0	0	0	0
at Jax (12/10)	1/0	2	1	1	0.0	0.0	0	0	0	0	0	0	0
LAR (12/17)	1/1	1	0	1	0.0	0.0	0	0	0	0	0	0	0
at Dal (12/24)	1/1	3	2	1	0.0	0.0	1	1	30t	1	0	0	0
<b>Totals</b>	<b>15/5</b>	<b>33</b>	<b>24</b>	<b>9</b>	<b>1.5</b>	<b>9.0</b>	<b>3</b>	<b>2</b>	<b>30t</b>	<b>8</b>	<b>0</b>	<b>0</b>	<b>0</b>

**Additional Stats:** Special Teams Tackles: 8. Touchdowns: 2, 28-yard INT return and 30-yard INT return.

## COLEMAN'S NFL RECORD

Club	G/S	Tackles			Sacks		Interceptions								
		Tkl	So	Ast	QB	Yds	No	Yds	Avg	LG	TD	PD	FF	FR	Yds
2015 New England	10/2	21	17	4	0.0	0.0	0	0	0.0	0	0	5	0	1	0
2016 New England	10/1	8	8	0	0.0	0.0	0	0	0.0	0	0	3	0	0	0
2017 Seattle	15/5	33	24	9	1.5	9.0	2	58	29.0	30t	2	16	0	1	0
<b>NFL TOTALS</b>	<b>35/8</b>	<b>62</b>	<b>49</b>	<b>13</b>	<b>1.5</b>	<b>9.0</b>	<b>2</b>	<b>58</b>	<b>29.0</b>	<b>30t</b>	<b>2</b>	<b>16</b>	<b>0</b>	<b>1</b>	<b>0</b>

### POSTSEASON

Club	G/S	Tackles			Sacks		Interceptions								
		Tkl	So	Ast	QB	Yds	No	Yds	Avg	LG	TD	PD	FF	FR	Yds
2015 New England	2/0	7	7	0	0.0	0.0	0	0	0.0	0	0	2	0	0	0
<b>NFL TOTALS</b>	<b>2/0</b>	<b>7</b>	<b>7</b>	<b>0</b>	<b>0.0</b>	<b>0.0</b>	<b>0</b>	<b>0</b>	<b>0.0</b>	<b>0</b>	<b>0</b>	<b>2</b>	<b>0</b>	<b>0</b>	<b>0</b>


### COLEMAN'S SINGLE-GAME HIGHS

**Tackles:** 6, vs. Washington (11/5/17)  
**Sacks:** 1.0, vs. Philadelphia (12/3/17)  
**INT:** 1, 2 Times, Last at Dallas (12/24/17)

**FF:** None  
**FR:** 1, at N.Y. Giants (11/15/15)  
**TDs:** 1, 2 Times, Last at Dallas (12/24/17)

### ADDITIONAL STATS

**Special Teams Tackles:** 2017 (8); **Career:** 8.



84

## AMARA DARBOH

WIDE RECEIVER

Height	6-2
Weight	219
College	Michigan
NFL Seasons	Rookie
Born	February 1, 1994
Hometown	West Des Moines, Iowa
Pronunciation	uh-MAR-uh DAR-bo

### DARBOH'S 2017 SEASON

at GB (9/10): Saw action at WR and had one target. SF (9/17): Recorded first-career reception.

2017	Opponent	No	Yds	Avg	LG	TD
09/10	at Green Bay	0	0	0.0	0	0
09/17	San Francisco	1	16	16.0	16	0
09/24	at Tennessee	0	0	0.0	0	0
10/01	Indianapolis	2	10	5.0	5	0
10/08	at L.A. Rams	0	0	0.0	0	0
10/22	at N.Y. Giants	2	29	14.5	16	0
10/29	Houston	0	0	0.0	0	0
11/05	Washington	0	0	0.0	0	0
11/09	at Arizona	1	3	3.0	3	0
11/20	Atlanta	0	0	0.0	0	0
11/26	at San Francisco	0	0	0.0	0	0
12/03	Philadelphia	0	0	0.0	0	0
12/10	at Jacksonville	0	0	0.0	0	0
12/17	L.A. Rams	1	8	8.0	8	0
12/24	at Dallas	0	0	0.0	0	0
<b>TOTALS (15/0)</b>		<b>7</b>	<b>66</b>	<b>9.4</b>	<b>16</b>	<b>0</b>

**Additional Stats:** Special Teams Tackles: 1.





6

## AUSTIN DAVIS

### QUARTERBACK

Height	6-2
Weight	221
College	Southern Mississippi
Seasons	NFL 6th, Seahawks 1st
Born	June 2, 1989
Hometown	Collinsville, Miss.

## DAVIS' 2017 SEASON

at GB (9/10): Did not play. SF (9/17): Did not play. at Ten (9/24): Did not play. Indy (10/1): Did not play. at LA (10/8): Did not play. at NYG (10/22): Saw action in first game of season on the game's final play, a kneel down. Hou (10/29): Did not play. Wash (11/5): Did not play. at Ariz (11/9): Saw action for one snap in the third quarter for Wilson who exited the game for a play. LAR (12/17): Saw action late in the fourth quarter.

2017		PASSING										
Date	Opponent	P/S	Att	Com	Yds	Pct	TD	Int	LG	Sacked	W/L	Rating
Games 1-5		0/0	Did Not Play									
10/22	at N.Y. Giants	1/0	0	0	0	0.0	0	0	0	0/0		0.0
Games 7-8		0/0	Did Not Play									
11/9	at Arizona	1/0	0	0	0	0.0	0	0	0	0/0		0.0
Games 10-13		0/0	Did Not Play									
12/17	L.A. Rams	1/0	0	0	0	0.0	0	0	0	0/0		0.0
12/24	at Dallas		Did Not Play									
<b>TOTALS</b>		<b>(3/0)</b>	<b>0</b>	<b>0</b>	<b>0</b>	<b>0.0</b>	<b>0</b>	<b>0</b>	<b>0</b>	<b>0/0</b>		<b>0.0</b>

*W/L record reflects games started only*

2017		RUSHING												
Date	Opponent	P/S	Att	Yds	Avg	LG	TD						W/L	Rating
Games 1-5		0/0	Did Not Play											
10/22	at N.Y. Giants	1/0	1	-1	-1.0	-1	0							
Games 7-8		0/0	Did Not Play											
11/9	at Arizona	1/0	0	0	0.0	0	0							
Games 10-13		0/0	Did Not Play											
12/17	L.A. Rams	1/0	0	0	0.0	0	0							
12/24	at Dallas		Did Not Play											
<b>TOTALS</b>		<b>3/0</b>	<b>1</b>	<b>-1</b>	<b>-1.0</b>	<b>-1</b>	<b>0</b>							

## A. DAVIS' NFL RECORD

PASSING											
Year	Club	G/S	Att	Comp	Yds	Pct	TD	Int	LG	Sacked	Rate
2012	St. Louis	0/0	0	0	0	0.0	0	0	0	0/0	0.0
2013	St. Louis	0/0	0	0	0	0.0	0	0	0	0/0	0.0
2014	St. Louis	10/8	284	180	2,001	63.4	12	9	59t	29/179	85.1
2015	Cleveland	3/2	94	56	547	59.6	1	3	42t	11/96	66.2
2016	Denver	0/0	0	0	0	0.0	0	0	0	0/0	0.0
2017	Seattle	3/0	0	0	0	0.0	0	0	0	0/0	0.0
<b>NFL TOTALS</b>		<b>16/10</b>	<b>378</b>	<b>236</b>	<b>2,548</b>	<b>62.4</b>	<b>13</b>	<b>12</b>	<b>59t</b>	<b>40/275</b>	<b>80.4</b>

RUSHING							
Year	Club	G/S	Att	Yds	Avg	LG	TD
2012	St. Louis	0/0	0	0	0.0	0	0
2013	St. Louis	0/0	0	0	0.0	0	0
2014	St. Louis	10/8	16	36	2.3	12	0
2015	Cleveland	3/2	7	33	4.7	17	0
2016	Denver	0/0	0	0	0.0	0	0
2017	Seattle	3/0	1	-1	-1.0	-1	0
<b>NFL TOTALS</b>		<b>16/10</b>	<b>24</b>	<b>68</b>	<b>2.8</b>	<b>17</b>	<b>0</b>

## A. DAVIS' SINGLE-GAME HIGHS

<b>Attempts:</b>	49 at Philadelphia	(10/5/14)
<b>Completions:</b>	30 vs. Dallas	(9/21/14)
<b>Completion %:*</b>	85.0 vs. Seattle (17/20)	(10/19/14)
<b>Yards:</b>	375 at Philadelphia	(10/5/14)
<b>Longest, No TD:</b>	43, 2 Times, Last at Kansas City	(10/26/14)
<b>Longest TD:</b>	59 at Arizona	(11/9/14)
<b>Most TDs:</b>	3, 2 Times, Last at Philadelphia	(10/5/14)
<b>Highest Pass Rating (Home):</b>	132.3 vs. Seattle	(10/19/14)
<b>Highest Pass Rating (Away):</b>	103.7 at Philadelphia	(10/5/14)
<b>Interceptions:</b>	2, 4 Times, Last vs. Pittsburgh	(1/3/16)
<b>Rushes:</b>	3, 4 Times Last vs. Pittsburgh	(1/3/16)
<b>Rushing Yds.:</b>	30 at Philadelphia	(10/5/14)
<b>Longest Rush:</b>	17 vs. Pittsburgh	(1/3/16)
<b>Rushing TD:</b>	None	

## A. DAVIS' GAME-BY-GAME

2012		PASSING										
Date	Opponent	P/S	Att	Com	Yds	Pct	TD	Int	LG	Sacked	W/L	Rating
9/9	at Detroit		Did Not Play									
Games 2-16			Inactive									
<b>TOTALS</b>		<b>(0/0)</b>	<b>0</b>	<b>0</b>	<b>0</b>	<b>0.0</b>	<b>0</b>	<b>0</b>	<b>0</b>	<b>0/0</b>	<b>0-0</b>	<b>0.0</b>

*W/L record reflects games started only*

2013		PASSING										
Date	Opponent	P/S	Att	Com	Yds	Pct	TD	Int	LG	Sacked	W/L	Rating
Games 1-7			Not with a team									
Games 8-16			Did Not Play									
<b>TOTALS</b>		<b>(0/0)</b>	<b>0</b>	<b>0</b>	<b>0</b>	<b>0.0</b>	<b>0</b>	<b>0</b>	<b>0</b>	<b>0/0</b>	<b>0-0</b>	<b>0.0</b>

*W/L record reflects games started only*

## A. DAVIS' GAME-BY-GAME

### 2014

#### PASSING

Date	Opponent	P/S	Att	Com	Yds	Pct	TD	Int	LG	Sacked	W/L Rating
09/07	Minnesota	1/0	23	16	192	69.6	0	1	28	4/21	76.7
09/14	at Tampa Bay	1/1	29	22	235	75.9	0	0	27	2/15	W 99.1
09/21	Dallas	1/1	42	30	327	71.4	3	2	51t	0/0	L 98.0
10/05	at Philadelphia	1/1	49	29	375	59.2	3	0	43	4/34	L 103.7
10/13	San Francisco	1/1	42	21	236	50.0	1	1	39	5/20	L 65.2
10/19	Seattle	1/1	20	17	155	85.0	2	0	30	0/0	W 132.3
10/26	at Kansas City	1/1	25	15	160	60.0	1	1	43	7/44	L 75.4
11/02	at San Francisco	1/1	24	13	105	54.2	1	2	21t	1/3	W 44.6
11/09	at Arizona	1/1	30	17	216	56.7	1	2	59t	6/42	L 62.6
11/30	Oakland	1/0	0	0	0	0.0	0	0	0	0/0	0.0
<b>TOTALS</b>		<b>(10/8)</b>	<b>284</b>	<b>180</b>	<b>2,001</b>	<b>63.4</b>	<b>12</b>	<b>9</b>	<b>59t</b>	<b>29/179</b>	<b>3-5 85.1</b>

W/L record reflects games started only

### 2014

#### RUSHING

Date	Opponent	P/S	Att	Yds	Avg	LG	TD
09/07	Minnesota	1/0	1	0	0.0	0	0
09/14	at Tampa Bay	1/1	1	0	0.0	0	0
09/21	Dallas	1/1	2	-1	-0.5	0	0
10/05	at Philadelphia	1/1	3	30	10.0	12	0
10/13	San Francisco	1/1	1	-1	-1.0	-1	0
10/19	Seattle	1/1	2	-2	-1.0	-1	0
10/26	at Kansas City	1/1	1	1	1.0	1	0
11/02	at San Francisco	1/1	2	9	4.5	10	0
11/09	at Arizona	1/1	3	0	0.0	3	0
11/30	Oakland	1/0	0	0	0.0	0	0
<b>TOTALS</b>		<b>(10/8)</b>	<b>16</b>	<b>36</b>	<b>2.3</b>	<b>12</b>	<b>0</b>

### 2015

#### PASSING

Date	Opponent	P/S	Att	Com	Yds	Pct	TD	Int	LG	Sacked	W/L Rating
11/30	Baltimore	1/0	10	7	77	70.0	1	0	42t	1/8	125.8
12/06	Cincinnati	1/1	38	25	230	65.8	0	1	24	3/25	L 71.2
01/03/16	Pittsburgh	1/1	46	24	240	52.2	0	2	42	7/63	L 49.2
<b>TOTALS</b>		<b>(3/2)</b>	<b>94</b>	<b>56</b>	<b>547</b>	<b>59.6</b>	<b>1</b>	<b>3</b>	<b>42t</b>	<b>11/96</b>	<b>0-2 66.2</b>

W/L record reflects games started only

### 2015

#### RUSHING

Date	Opponent	P/S	Att	Yds	Avg	LG	TD
11/30	Baltimore	1/0	1	7	7.0	7	0
12/06	Cincinnati	1/1	3	4	1.3	8	0
1/3/16	Pittsburgh	1/1	3	22	7.3	17	0
<b>TOTALS</b>		<b>(3/2)</b>	<b>7</b>	<b>33</b>	<b>4.7</b>	<b>17</b>	<b>0</b>



39

## MIKE DAVIS

### RUNNING BACK

**Height** 5-9  
**Weight** 217  
**College** South Carolina  
**Seasons** NFL 3rd, Seahawks 1st  
**Born** February 19, 1993  
**Hometown** Atlanta, Ga.

## DAVIS' 2017 SEASON

Signed off the practice squad to the active roster November 14. **Atl (11/20)**: Started first game following signing to active roster. Injured groin in second half and did not return. **at SF (11/26)**: Inactive (groin). **Phi (12/3)**: Returned to action and started the game. Had career highs with 64 rushing yards and 16 attempts and a career-best four receptions for 37 yards including a career-long rush of 22 yards and a career-long reception of 23 yards.

2017	Opponent	-----Rushing-----					-----Receiving-----					Total
		Att	Yds	Avg	LG	TD	Rec	Yds	Avg	LG	TD	
Games 1-9		Practice Squad										
11/20	Atlanta	6	18	3.0	13	0	2	41	20.5	21	0	59
11/26	at San Francisco	Inactive (groin)										
12/03	Philadelphia	16	64	4.0	22	0	4	37	9.3	23	0	101
12/10	at Jacksonville	15	66	4.4	21	0	1	-1	-1.0	-1	0	65
12/17	L.A. Rams	6	19	3.2	11	0	2	20	10.0	11	0	39
12/24	at Dallas	15	25	1.7	8	0	4	18	4.5	12	0	43
<b>TOTALS (5/5)</b>		<b>58</b>	<b>192</b>	<b>3.3</b>	<b>22</b>	<b>0</b>	<b>13</b>	<b>115</b>	<b>8.8</b>	<b>23</b>	<b>0</b>	<b>307</b>

## M. DAVIS' GAME-BY-GAME

2015	Opponent	-----Rushing-----					-----Receiving-----					Total
		Att	Yds	Avg	LG	TD	Rec	Yds	Avg	LG	TD	
09/20	at Pittsburgh	7	14	2.0	5	0	2	4	2.0	3	0	18
09/27	at Arizona	7	6	0.9	4	0	1	5	5.0	5	0	11
10/18	Baltimore	1	0	0.0	0	0	0	0	0.0	0	0	0
10/22	Seattle	0	0	0.0	0	0	0	0	0.0	0	0	0
11/01	at St. Louis	10	4	0.4	5	0	2	14	7.0	11	0	18
1/3/16	St. Louis	10	34	3.4	13	0	2	15	7.5	8	0	49
<b>TOTALS (6/0)</b>		<b>35</b>	<b>58</b>	<b>1.7</b>	<b>13</b>	<b>0</b>	<b>7</b>	<b>38</b>	<b>5.4</b>	<b>11</b>	<b>0</b>	<b>96</b>

2016	Opponent	-----Rushing-----					-----Receiving-----					Total
		Att	Yds	Avg	LG	TD	Rec	Yds	Avg	LG	TD	
09/12	L.A. Rams	3	1	0.3	2	0	0	0	0.0	0	0	1
09/19	at Carolina	0	0	0.0	0	0	1	10	10.0	10	0	10
09/25	at Seattle	0	0	0.0	0	0	0	0	0.0	0	0	0
10/02	Dallas	0	0	0.0	0	0	0	0	0.0	0	0	0
10/06	Arizona	2	4	2.0	2	0	0	0	0.0	0	0	4
10/16	at Buffalo	5	13	2.6	7	0	1	6	6.0	6	0	19
10/23	Tampa Bay	7	21	3.0	8	1	0	0	0.0	0	0	21
11/06	New Orleans	2	11	5.5	7	0	1	9	9.0	9	0	20
<b>TOTALS (8/1)</b>		<b>19</b>	<b>50</b>	<b>2.6</b>	<b>8</b>	<b>1</b>	<b>3</b>	<b>25</b>	<b>8.3</b>	<b>10</b>	<b>0</b>	<b>75</b>

## M. DAVIS' NFL RECORD

Club	G/S	Rushing					Receiving				
		Att	Yds	Avg	LG	TD	No	Yds	Avg	LG	TD
2015 San Francisco	6/0	35	58	1.7	13	0	7	38	5.4	11	0
2016 San Francisco	8/1	19	50	2.6	8	1	3	25	8.3	10	0
2017 Seattle	5/5	58	192	3.3	22	0	13	115	8.8	23	0
<b>NFL TOTALS</b>	<b>19/6</b>	<b>112</b>	<b>300</b>	<b>2.7</b>	<b>22</b>	<b>1</b>	<b>23</b>	<b>178</b>	<b>7.7</b>	<b>23</b>	<b>0</b>

### DAVIS' SINGLE-GAME HIGHS

#### RUSHING

**Rush Attempts:** 16 vs. Philadelphia (12/3/17)  
**Rush Yards:** 66 at Jacksonville (12/10/17)  
**Longest Rush:** 22 vs. Philadelphia (12/3/17)  
**Most Rush TDs:** 1 vs. Tampa Bay (10/23/16)

#### RECEIVING

**Most Rec.:** 4, 2 Times, Last at Dallas (12/24/17)  
**Most Rec. Yards:** 41 vs. Atlanta (11/20/17)  
**Longest Reception:** 23 vs. Philadelphia (12/3/17)  
**Most Rec. TDs:** None



93

## DWIGHT FREENEY

### DEFENSIVE END

**Height** 6-1  
**Weight** 268  
**College** Syracuse  
**Seasons** NFL 16th, Seahawks 1st  
**Born** February 19, 1980  
**Hometown** Hartford, Conn.



**COLLEGE:** Started 22 of 39 career games played at Syracuse and tallied 34.0 sacks (second in school history), 104 tackles, 14 forced fumbles, 51 tackles for loss, 43 pressures and six passes defended. Earned All-American and All-Big East honors and was named co-Big East Defensive Player of Year as a senior after leading nation with school-record 17.5 sacks. Tied conference record with four Big East Player of Week awards in 2001. Set school record with 11 forced fumbles and three recoveries as senior in 2001. Was a BCS Football.com second-team All-American and a first-team All-Big East selection as a junior.

**PERSONAL:** Attended Bloomfield (CT) High School where he earned All-American and All-Central Connecticut West honors. Oversees the Dwight Freney Foundation and raises funds for charities in his home state of Connecticut through events including a celebrity golf classic. Graduated with Information Studies and Technology degree.

#### ALL PRO:

**2003:** (2nd Team) **2004:** (1st Team)  
**2005:** (1st Team) **2009:** (1st Team)

#### NFL TRANSACTIONS:

04/20/02: Drafted by Indianapolis (1st round, 11th)  
 07/13/07: Re-signed with Indianapolis  
 05/18/13: Signed as UFA with San Diego  
 10/13/15: Signed as UFA with Arizona  
 08/04/16: Signed as UFA with Atlanta  
 10/24/17: Signed as UFA with Seattle

## FREENEY'S 2017 SEASON

Signed as a free agent with Seattle on October 24. Waived November 22. **Hou (10/29):** Had a sack in first game with Seattle. **Wash (11/5):** Had 2.0 sacks and a pass defended in second game with Seattle.

### FREENEY'S 2017 GAME-BY-GAME

Game	G/S	T	S	A	QB	Yds.	QH	Int.	Yds.	PD	FF	FR	Yds.
Hou (10/29)	1/0	1	1	0	1.0	6.0	1	0	0	0	0	0	0
Wash (11/5)	1/0	2	2	0	2.0	25.0	2	0	0	1	0	0	0
at Ariz (11/9)	1/0	0	0	0	0.0	0.0	1	0	0	0	0	0	0
Atl (11/20)	1/0	0	0	0	0.0	0.0	0	0	0	0	0	0	0
<b>Totals</b>	<b>4/0</b>	<b>3</b>	<b>3</b>	<b>0</b>	<b>3.0</b>	<b>31.0</b>	<b>4</b>	<b>0</b>	<b>0</b>	<b>1</b>	<b>0</b>	<b>0</b>	<b>0</b>

## FREENEY'S NFL RECORD

Club	G/S	Tackles			Sacks		Interceptions								
		Tkl	So	Ast	QB	Yds	No	Yds	Avg	LG	TD	PD	FF	FR	Yds
2002 Indianapolis	16/8	46	45	1	13.0	92.0	0	0	0.0	0	0	1	9	1	0
2003 Indianapolis	15/13	32	28	4	11.0	89.0	0	0	0.0	0	0	1	4	2	0
2004 Indianapolis	16/16	36	33	3	16.0	120.0	0	0	0.0	0	0	3	4	0	0
2005 Indianapolis	16/13	35	30	5	11.0	71.5	0	0	0.0	0	0	3	6	0	0
2006 Indianapolis	16/16	29	26	3	5.5	35.5	0	0	0.0	0	0	2	4	0	0
2007 Indianapolis	9/9	21	18	3	3.5	15.5	0	0	0.0	0	0	0	4	0	0
2008 Indianapolis	15/14	28	24	4	10.5	78.5	0	0	0.0	0	0	0	4	0	0
2009 Indianapolis	14/9	24	19	5	13.5	95.5	0	0	0.0	0	0	1	1	0	0
2010 Indianapolis	16/16	25	21	4	10.0	74.0	0	0	0.0	0	0	2	5	0	0
2011 Indianapolis	16/15	19	13	6	8.5	87.5	0	0	0.0	0	0	0	2	0	0
2012 Indianapolis	14/14	12	10	2	5.0	24.0	0	0	0.0	0	0	1	1	0	0
2013 San Diego	4/4	2	1	1	0.5	5.5	0	0	0.0	0	0	0	0	0	0
2014 San Diego	16/9	10	6	4	3.5	35.0	0	0	0.0	0	0	1	0	1	0
2015 Arizona	11/0	9	8	1	8.0	76.0	0	0	0.0	0	0	0	3	0	0
2016 Atlanta	15/1	10	7	3	3.0	23.0	0	0	0.0	0	0	0	0	0	0
2017 Seattle	4/0	3	3	0	3.0	31.0	0	0	0.0	0	0	1	0	0	0
<b>NFL TOTALS</b>	<b>213/157</b>	<b>291</b>	<b>242</b>	<b>500</b>	<b>125.5</b>	<b>953.5</b>	<b>0</b>	<b>0</b>	<b>0.0</b>	<b>0</b>	<b>0</b>	<b>16</b>	<b>47</b>	<b>4</b>	<b>0</b>

### POSTSEASON

Club	G/S	Tackles			Sacks		Interceptions								
		Tkl	So	Ast	QB	Yds	No	Yds	Avg	LG	TD	PD	FF	FR	Yds
2002 Indianapolis	1/1	7	7	0	1.0	5.0	0	0	0.0	0	0	0	0	0	0
2003 Indianapolis	3/3	5	5	0	1.0	0.0	0	0	0.0	0	0	0	1	0	0
2004 Indianapolis	2/2	3	2	1	1.0	9.0	0	0	0.0	0	0	0	0	0	0
2005 Indianapolis	1/1	1	1	0	1.0	4.0	0	0	0.0	0	0	1	0	0	0
2006 Indianapolis	4/4	5	4	1	2.0	18.0	0	0	0.0	0	0	0	1	1	0
2008 Indianapolis	1/1	2	2	0	2.0	14.0	0	0	0.0	0	0	0	0	0	0
2009 Indianapolis	3/3	8	4	4	1.0	7.0	0	0	0.0	0	0	0	0	0	0
2010 Indianapolis	1/1	4	3	1	0.0	0.0	0	0	0.0	0	0	0	0	0	0
2012 Indianapolis	1/1	0	0	0	0.0	0.0	0	0	0.0	0	0	0	0	0	0
2015 Arizona	2/0	1	1	0	1.0	10.0	0	0	0.0	0	0	0	0	0	0
2016 Atlanta	3/2	2	1	1	1.0	5.0	0	0	0.0	0	0	0	0	0	0
<b>NFL TOTALS</b>	<b>22/19</b>	<b>38</b>	<b>30</b>	<b>8</b>	<b>11.0</b>	<b>72.0</b>	<b>0</b>	<b>0</b>	<b>0.0</b>	<b>0</b>	<b>0</b>	<b>1</b>	<b>2</b>	<b>1</b>	<b>0</b>

### FREENEY'S SINGLE-GAME HIGHS

**Tackles:** 9, at Cleveland (12/15/02)      **FF:** 3, 2 Times, Last vs. Cincinnati (12/18/06)  
**Sacks:** 3, 6 Times, Last vs. Green Bay (12/27/15)      **FR:** 1, 4 Times, Last at Arizona (9/8/14)  
**INT:** None



52

## TERENCE GARVIN

### LINEBACKER

<b>Height</b>	<b>6-3</b>
<b>Weight</b>	<b>235</b>
<b>College</b>	<b>West Virginia</b>
<b>Seasons</b>	<b>NFL 5th, Seahawks 1st</b>
<b>Born</b>	<b>January 1, 1991</b>
<b>Hometown</b>	<b>Upper Marlboro, Md.</b>

## GARVIN'S 2017 SEASON

**at GB (9/10):** Started first game for Seattle and had three tackles, including a sack - first solo sack of his career. **SF (9/17):** Inactive (shoulder). **at Ten (9/24):** Saw action on special teams. **Indy (10/1):** Saw action on special teams and at LB in goal line. Assisted on one tackle. **at LA (10/8):** Had one special teams tackle. **at NYG (10/22):** Had a special teams tackle. **Wash (11/5):** Had one special teams tackle. **Atl (11/20):** Started in place of Michael Wilhoite (calf). **at SF (11/26):** Saw action late at LB and had two tackles. **at Jax (12/10):** Pressed into duty at LB after Bobby Wagner (hamstring) left the game in the third quarter. Had two special teams stops and a FF on kickoff coverage that led to a Doug Baldwin TD reception. **LAR (12/17):** Started at OLB in place of K.J. Wright (concussion) and tied a team high with a career-best nine tackles.

### GARVIN'S 2017 GAME-BY-GAME

Game	G/S	T	S	A	QB	Yds.	QH	Int.	Yds.	PD	FF	FR	Yds.
at GB (9/10)	1/1	3	1	2	1.0	6.0	2	0	0	0	0	0	0
SF (9/17)	0/0	Inactive (shoulder)											
at Ten (9/24)	1/0	Special Teams Only											
Indy (10/1)	1/0	1	0	1	0.0	0.0	0	0	0	0	0	0	0
Games 5-9	5/0	Special Teams Only											
Atl (11/20)	1/1	2	0	2	0.0	0.0	1	0	0	0	0	0	0
at SF (11/26)	1/0	2	2	0	0.0	0.0	0	0	0	0	0	0	0
Phi (12/3)	1/0	Special Teams Only											
at Jax (12/10)	1/0	0	0	0	0.0	0.0	0	0	0	0	0	0	0
LAR (12/17)	1/1	9	6	3	0.0	0.0	0	0	0	1	0	0	0
at Dal (12/24)	1/0	Special Teams Only											
<b>Totals</b>	<b>14/3</b>	<b>17</b>	<b>9</b>	<b>8</b>	<b>1.0</b>	<b>6.0</b>	<b>3</b>	<b>0</b>	<b>0</b>	<b>1</b>	<b>0</b>	<b>0</b>	<b>0</b>

**Additional Stats:** Special teams tackles: 7, FF.

## GARVIN'S NFL RECORD

Club	G/S	Tackles			Sacks		Interceptions									
		Tkl	So	Ast	QB	Yds	No	Yds	Avg	LG	TD	PD	FF	FR	Yds	
2013 Pittsburgh	15/1	2	2	0	0.0	0.0	0	0	0.0	0	0	0	0	0	0	0
2014 Pittsburgh	16/0	0	0	0	0.0	0.0	0	0	0.0	0	0	0	0	0	0	
2015 Pittsburgh	12/0	0	0	0	0.0	0.0	0	0	0.0	0	0	0	0	0	0	
2016 Washington	16/0	8	6	2	0.5	4.0	0	0	0.0	0	0	0	0	0	0	
2017 Seattle	14/3	17	9	8	1.0	6.0	0	0	0.0	0	0	1	0	0	0	
<b>NFL TOTALS</b>	<b>72/4</b>	<b>27</b>	<b>17</b>	<b>10</b>	<b>1.5</b>	<b>10.0</b>	<b>0</b>	<b>0</b>	<b>0.0</b>	<b>0</b>	<b>0</b>	<b>1</b>	<b>0</b>	<b>0</b>	<b>0</b>	

### POSTSEASON

Club	G/S	Tackles			Sacks		Interceptions								
		Tkl	So	Ast	QB	Yds	No	Yds	Avg	LG	TD	PD	FF	FR	Yds
2014 Pittsburgh	1/0	0	0	0	0.0	0.0	0	0	0.0	0	0	0	0	0	0
2015 Pittsburgh	2/0	0	0	0	0.0	0.0	0	0	0.0	0	0	0	0	0	0
<b>NFL TOTALS</b>	<b>3/0</b>	<b>0</b>	<b>0</b>	<b>0</b>	<b>0.0</b>	<b>0.0</b>	<b>0</b>	<b>0</b>	<b>0.0</b>	<b>0</b>	<b>0</b>	<b>0</b>	<b>0</b>	<b>0</b>	<b>0</b>

### GARVIN'S SINGLE-GAME HIGHS

**Tackles:** 9, vs. L.A. Rams (12/17/17)

**FF:** None

**Sacks:** 1, at Green Bay (9/10/17)

**FR:** None

**INT:** None

### ADDITIONAL STATS

**Special Teams Tackles:** 2013 (9), 2014 (15), 2015 (9), 2016 (8), 2017 (7, FF); **Career:** (48, FF).



63

## MARK GLOWINSKI


GUARD

Height	6-4
Weight	310
College	West Virginia
Seasons	NFL 3rd, Seahawks 3rd
Born	May 3, 1992
Hometown	Wilkes-Barre, Pa.

### GLOWINSKI'S 2017 SEASON

Waived December 16. **at GB (9/10)**: Started at RG. **SF (9/17)**: Started at RG. **at Ten (9/24)**: Inactive. **Indy (10/1)**: Inactive. **at LA (10/8)**: Inactive. **at NYG (10/22)**: Split time at LG with Ethan Pocic in place of Luke Joeckel (knee). **Hou (10/29)**: Saw action on special teams. **Wash (11/5)**: Active and saw action on special teams. **Atl (11/20)**: Replaced Aboushi (shoulder) in the second half. **at SF (11/26)**: Saw action on special teams. **Phi (12/3)**: Saw action on special teams. **at Jax (12/10)**: Saw action on special teams.

GLOWINSKI'S NFL RECORD				
Year	Team	—	GP/GS	Postseason
2015	Seattle	—	9/1	0/0
2016	Seattle	—	16/16	2/2
2017	Seattle	—	9/2	
NFL TOTALS		—	34/19	2/2



88

## JIMMY GRAHAM

TIGHT END

Height	6-7
Weight	265
College	Miami (Fla.)
Seasons	NFL 8th, Seahawks 3rd
Born	November 24, 1986
Hometown	Goldsboro, N.C.

### GRAHAM'S 2017 SEASON

**at GB (9/10)**: Had three receptions for 8 yards. Reception total put him over 500 for his career. **SF (9/17)**: Did not start when team opened in 3-WR set. **at Ten (9/24)**: Finished second on team with seven receptions for 72 yards. **at LA (10/8)**: Led team with six catches for 37 yards, including a 4-yard TD. **at NYG (10/22)**: Had three receptions for 51 yards and a TD. **Hou (10/29)**: Had two TDs for the fourth time of his career. Both TDs came in the fourth quarter, including the game-winner on an 18-yard strike with :21 remaining in the game. **Wash (11/5)**: Had five receptions for 59 yards. **at Ariz (11/9)**: Led team with six catches, including two TD receptions, totaling six in five games. **Atl (11/20)**: With a 4-yard TD, seventh of the season, tied John Carlson (2002) for most TDs by a Seahawks TE in a season. Tied Jerramy Stevens for most career TDs by a Seahawks TE with 15. **at SF (11/26)**: Set club records for most single season and career TD receptions by a TE with a 1-yard yard score. **Phi (12/7)**: Recorded his ninth TD reception of the season - tied for the NFL lead among all receivers - in the first quarter on an 11-yard pass. All nine TD receptions have come in the last eight games. **at Dal (12/24)**: Had a 3-yard TD catch.

2017	Opponent	No	Yds	Avg	LG	TD	2017	Opponent	No	Yds	Avg	LG	TD
09/10	at Green Bay	3	8	2.7	6	0	11/09	at Arizona	6	27	4.5	6t	2
09/17	San Francisco	1	1	1.0	1	0	11/20	Atlanta	7	58	8.3	12	1
09/24	at Tennessee	7	72	10.3	26	0	11/26	at San Francisco	3	34	11.3	25	1
10/01	Indianapolis	4	61	15.3	33	0	12/03	Philadelphia	3	26	8.7	11t	1
10/08	at L.A. Rams	6	37	6.2	9	1	12/10	at Jacksonville	0	0	0.0	0	0
10/22	at N.Y. Giants	3	51	17.0	29	1	12/17	L.A. Rams	1	-1	-1.0	-1	0
10/29	Houston	4	39	9.8	18t	2	12/24	at Dallas	1	3	3.0	3t	1
11/05	Washington	5	59	11.8	21	0	TOTALS (15/12)		54	475	8.8	33	10

### 100-YARD RECEIVING GAMES (17)

Yards	Opponent	Date	Rec.	Avg.	LG	TD
179	Tampa Bay	9/15/13	10	17.9	56t	1
146	Atlanta	11/11/12	7	20.9	46	2
140	Carolina	10/18/15	8	17.5	45	0
135	at Chicago	10/6/13	10	13.5	38	0
134	Arizona	9/22/13	9	14.9	29	2
132	at Jacksonville	10/2/11	10	13.2	59	1
129	at Carolina	10/9/11	8	16.1	30	0
124	at Tampa Bay	10/16/11	7	17.7	43	0
118	at Cleveland	9/16/14	10	11.8	23	2
115	Carolina	12/30/12	9	12.8	27	1
115	at N.Y. Jets	11/3/13	9	12.9	51t	2
113	at N.Y. Jets	10/2/16	6	18.8	27	0
103	Buffalo	11/7/16	8	12.9	18t	2
100	Houston	9/25/11	4	25.0	32	1
100	Miami	9/30/13	4	25.0	43t	2
100	at Atlanta	11/21/13	5	20.0	44t	1
100	San Francisco	9/25/16	6	16.7	40	1



## GRAHAM'S NFL RECORD

Club	G/S	Receiving					Rushing				
		No	Yds	Avg	LG	TD	Att	Yds	Avg	LG	TD
2010 New Orleans	15/5	31	356	11.5	52	5	1	3	3.0	3	0
2011 New Orleans	16/11	99	1,310	13.2	59	11	0	0	0.0	0	0
2012 New Orleans	15/9	85	982	11.6	46	9	0	0	0.0	0	0
2013 New Orleans	16/12	86	1,215	14.1	56t	16	0	0	0.0	0	0
2014 New Orleans	16/13	85	889	10.5	29	10	0	0	0.0	0	0
2015 Seattle	11/11	48	605	12.6	45	2	0	0	0.0	0	0
2016 Seattle	16/15	65	923	14.2	42	6	1	0	0.0	0	0
2017 Seattle	15/12	54	475	8.8	33	10	0	0	0.0	0	0
<b>NFL TOTALS</b>	<b>120/88</b>	<b>553</b>	<b>6,755</b>	<b>12.2</b>	<b>59</b>	<b>69</b>	<b>2</b>	<b>3</b>	<b>1.5</b>	<b>0</b>	<b>0</b>

### POSTSEASON

Club	G/S	Receiving					Rushing				
		No	Yds	Avg	LG	TD	Att	Yds	Avg	LG	TD
2011 New Orleans	2/2	12	158	13.2	66t	3	0	0	0.0	0	0
2013 New Orleans	2/1	4	52	13.0	21	0	0	0	0.0	0	0
2015 Seattle	Injured Reserve (knee)										
2016 Seattle	2/2	6	59	9.8	14	1	0	0	0.0	0	0
<b>NFL TOTALS</b>	<b>6/5</b>	<b>22</b>	<b>269</b>	<b>12.2</b>	<b>66t</b>	<b>4</b>	<b>0</b>	<b>0</b>	<b>0.0</b>	<b>0</b>	<b>0</b>

## GRAHAM'S SINGLE-GAME HIGHS

**Most Receptions:** 10, 5 Times, Last vs. SF (11/9/14)      **Most Receiving Yards:** 179, at Tampa Bay (9/15/13)  
**Longest Reception:** 59, at Jacksonville (10/2/11)      **Most TDs:** 2, 15 Times, Last at Arizona (11/9/17)

## ADDITIONAL STATS

**Special Teams: 2010:** Tackles (1). **Career:** Tackles 1.

## GRAHAM'S GAME-BY-GAME RECEIVING

2010	Opponent	No	Yds	Avg	LG	TD
9/9	Minnesota	Did Not Play				
9/20	at San Francisco	0	0	0.0	0	0
9/26	Atlanta	0	0	0.0	0	0
10/3	Carolina	0	0	0.0	0	0
10/10	at Arizona	0	0	0.0	0	0
10/17	at Tampa Bay	1	11	11.0	11	0
10/24	Cleveland	4	38	9.5	14	0
10/31	Pittsburgh	0	0	0.0	0	0
11/7	at Carolina	3	49	16.3	19t	1
11/21	Seattle	5	72	14.4	27	0
11/25	at Dallas	3	23	7.7	14	0
12/5	at Cincinnati	3	72	24.0	52	0
12/12	St. Louis	1	21	21.0	21	0
12/19	at Baltimore	5	29	5.8	18t	2
12/27	at Atlanta	4	26	6.5	10	1
1/2/11	Tampa Bay	2	15	7.5	11	1
<b>TOTALS (15/5)</b>		<b>31</b>	<b>356</b>	<b>11.5</b>	<b>52</b>	<b>5</b>

2011	Opponent	No	Yds	Avg	LG	TD	2012	Opponent	No	Yds	Avg	LG	TD
9/8	at Green Bay	4	56	14.0	21	1	9/9	Washington	6	85	14.2	23	1
9/18	Chicago	6	79	13.2	31	0	9/16	at Carolina	7	71	10.1	17	1
9/25	Houston	4	100	25.0	32	1	9/23	Kansas City	4	16	4.0	7	1
10/2	at Jacksonville	10	132	13.2	59	1	9/30	at Green Bay	7	76	10.9	24	0
10/9	at Carolina	8	129	16.1	30	0	10/7	San Diego	1	4	4.0	4	0
10/16	at Tampa Bay	7	124	17.7	43	0	10/21	at Tampa Bay	Inactive (ankle)				
10/23	Indianapolis	6	54	9.0	16	2	10/28	at Denver	5	63	12.6	20	1
10/30	at St. Louis	4	39	9.8	13	0	11/5	Philadelphia	8	72	9.0	17	1
11/6	Tampa Bay	6	78	13.0	23	0	11/11	Atlanta	7	146	20.9	46	2
11/13	at Atlanta	7	82	11.7	29	1	11/18	at Oakland	6	29	4.8	10	1
11/28	N.Y. Giants	5	84	16.8	29t	2	11/25	San Francisco	4	33	8.3	12	0
12/4	Detroit	8	89	11.1	16	0	11/29	at Atlanta	4	59	14.8	25	0
12/11	at Tennessee	5	55	11.0	33	0	12/9	at N.Y. Giants	5	56	11.2	27	0
12/18	at Minnesota	7	70	10.0	18	1	12/16	Tampa Bay	5	69	13.8	24	0
12/26	Atlanta	4	42	10.5	17	1	12/23	at Dallas	7	88	12.6	26	0
1/1/12	Carolina	8	97	12.1	29	1	12/30	Carolina	9	115	12.8	27	1
<b>TOTALS (16/11)</b>		<b>99</b>	<b>1310</b>	<b>13.2</b>	<b>59</b>	<b>11</b>	<b>TOTALS (15/9)</b>		<b>85</b>	<b>982</b>	<b>11.6</b>	<b>46</b>	<b>9</b>

1/7	Detroit	7	55	7.9	14	1
1/14	at San Francisco	5	103	20.6	66t	2
<b>PLAYOFF TOTALS (2/2)</b>		<b>12</b>	<b>158</b>	<b>13.2</b>	<b>66t</b>	<b>3</b>

2013	Opponent	No	Yds	Avg	LG	TD	2014	Opponent	No	Yds	Avg	LG	TD
9/8	Atlanta	4	45	11.3	21	1	9/7	at Atlanta	8	82	10.3	17	0
9/15	at Tampa Bay	10	179	17.9	56t	1	9/14	at Cleveland	10	118	11.8	23	2
9/22	Arizona	9	134	14.9	29	2	9/21	Minnesota	6	54	9.0	15	0
9/30	Miami	4	100	25.0	43t	2	9/28	at Dallas	8	86	10.8	17	1
10/6	at Chicago	10	135	13.5	38	0	10/5	Tampa Bay	2	36	18.0	23	0
10/13	at New England	0	0	0.0	0	0	10/19	at Detroit	0	0	0.0	0	0
10/27	Buffalo	3	37	12.3	15t	2	10/26	Green Bay	5	59	11.8	22t	1
11/3	at N.Y. Jets	9	116	12.9	51t	2	10/30	at Carolina	7	83	11.9	27	1
11/10	Dallas	5	59	11.8	26	0	11/9	San Francisco	10	76	7.6	15	2
11/17	San Francisco	6	41	6.8	13	0	11/16	Cincinnati	3	29	9.7	13	0
11/21	at Atlanta	5	100	20.0	44t	1	11/24	Baltimore	6	47	7.8	11	2
12/2	at Seattle	3	42	14.0	20	1	11/30	at Pittsburgh	0	0	0.0	0	0
12/8	Carolina	6	58	9.7	22	2	12/7	Carolina	3	25	8.3	10	0
12/15	at St. Louis	2	25	12.5	13	0	12/15	at Chicago	5	87	17.4	29	0
12/22	at Carolina	5	73	14.6	46	1	12/21	Atlanta	6	53	8.8	15	1
12/29	Tampa Bay	5	71	14.2	33	1	12/28	at Tampa Bay	6	54	9.0	14	0
<b>TOTALS (16/12)</b>		<b>86</b>	<b>1215</b>	<b>14.1</b>	<b>56t</b>	<b>16</b>	<b>TOTALS (16/13)</b>		<b>85</b>	<b>889</b>	<b>10.5</b>	<b>29</b>	<b>10</b>

1/4	at Philadelphia	3	44	14.7	21	0
1/8	at Seattle	1	8	8.0	8	0
<b>PLAYOFF TOTALS (2/1)</b>		<b>4</b>	<b>52</b>	<b>13.0</b>	<b>21</b>	<b>0</b>

2015	Opponent	No	Yds	Avg	LG	TD	2016	Opponent	No	Yds	Avg	LG	TD
9/13	at St. Louis	6	51	8.5	19	1	09/11	Miami	1	11	11.0	11	0
9/20	at Green Bay	1	11	11.0	11	0	09/18	at L.A. Rams	3	42	14.0	17	0
9/27	Chicago	7	83	11.9	30t	1	09/25	San Francisco	6	100	16.7	40	1
10/5	Detroit	4	29	7.3	13	0	10/02	at N.Y. Jets	6	113	18.8	27	0
10/11	at Cincinnati	3	30	10.0	22	0	10/16	Atlanta	6	89	14.8	25	0
10/18	Carolina	8	140	17.5	45	0	10/23	at Arizona	5	53	10.6	14	0
10/22	at San Francisco	2	31	15.5	23	0	10/30	at New Orleans	3	34	11.3	15	0
11/1	at Dallas	7	75	10.7	19	0	11/7	Buffalo	8	103	12.9	18t	2
11/15	Arizona	3	41	13.7	30	0	11/13	at New England	4	48	12.0	19	0
11/22	San Francisco	3	39	13.0	20	0	11/20	Philadelphia	3	46	15.3	35t	1
11/29	Pittsburgh	4	75	18.8	36	0	11/27	at Tampa Bay	6	67	11.2	21	0
<b>TOTALS (11/11)</b>		<b>48</b>	<b>605</b>	<b>12.6</b>	<b>45</b>	<b>2</b>	12/4	Carolina	6	63	10.5	18	1

12/11	at Green Bay	1	16	16.0	16	0
12/15	L.A. Rams	1	31	31.0	31	0
12/24	Arizona	2	43	21.4	37t	1
1/1/17	at San Francisco	4	64	16.0	42	0
<b>TOTALS (16/15)</b>		<b>65</b>	<b>923</b>	<b>14.2</b>	<b>42</b>	<b>6</b>
1/7	Detroit	3	37	12.3	14	0
1/14	at Atlanta	3	22	7.3	11	1
<b>TOTALS (2/2)</b>		<b>6</b>	<b>59</b>	<b>9.8</b>	<b>14</b>	<b>1</b>





26

## SHAQUILL GRIFFIN

### CORNERBACK

Height	6-0
Weight	198
College	Central Florida
NFL Seasons	Rookie
Born	July 20, 1995
Hometown	St. Petersburg, Fla.

## GRIFFIN'S 2017 SEASON

**at GB (9/10):** Saw first NFL action in nickel, but was forced to play CB in base after starter Jeremy Lane was ejected. Had 10 solo stops and a pass defended. **SF (9/17):** Saw action in nickel but did not record a tackle. **Indy (10/1):** Helped limit the Colts to zero passing yards in the second half. **at LA (10/8):** Made first-career start in place of Lane (groin). **Atl (11/20):** Left game with a concussion on the first series of the game. **at SF (11/26):** Inactive (concussion). **Phi (12/3):** Returned to the starting lineup and had five tackles and two passes defended. **at Dal (12/24):** Recorded first-career sack.

### GRIFFIN'S 2017 GAME-BY-GAME

Game	G/S	T	S	A	QB	Yds.	QH	Int.	Yds.	PD	FF	FR	Yds.
at GB (9/10)	1/0	10	10	0	0.0	0.0	0	0	0	1	0	0	0
SF (9/17)	1/0	0	0	0	0.0	0.0	0	0	0	0	0	0	0
at Ten (9/24)	1/0	4	2	2	0.0	0.0	0	0	0	0	0	0	0
Indy (10/1)	1/0	5	3	2	0.0	0.0	0	0	0	1	0	0	0
at LA (10/8)	1/1	6	6	0	0.0	0.0	0	0	0	1	0	0	0
at NYG (10/22)	1/1	3	3	0	0.0	0.0	0	0	0	3	0	0	0
Hou (10/29)	1/1	3	3	0	0.0	0.0	0	0	0	2	0	0	0
Wash (11/5)	1/1	2	2	0	0.0	0.0	0	0	0	0	0	0	0
at Ariz (11/9)	1/1	0	0	0	0.0	0.0	0	0	0	2	0	0	0
Atl (11/20)	1/1	1	1	0	0.0	0.0	0	0	0	0	0	0	0
at SF (11/26)		Inactive (concussion)											
Phi (12/3)	1/1	5	4	1	0.0	0.0	0	0	0	2	0	0	0
at Jax (12/10)	1/1	3	2	1	0.0	0.0	0	0	0	1	0	0	0
LAR (12/17)	1/1	5	4	1	0.0	0.0	0	0	0	0	0	0	0
at Dal (12/24)	1/1	5	4	1	1.0	5.0	1	0	0	0	0	0	0
<b>Totals</b>	<b>14/10</b>	<b>52</b>	<b>44</b>	<b>8</b>	<b>1.0</b>	<b>5.0</b>	<b>1</b>	<b>0</b>	<b>0</b>	<b>13</b>	<b>0</b>	<b>0</b>	<b>0</b>

**Additional Stats:** Special Teams Tackles: 1.



42

## DELANO HILL

### SAFETY

Height	6-1
Weight	216
College	Michigan
NFL Seasons	Rookie
Born	November 26, 1995
Hometown	Detroit, Mich.
Pronunciation	duh-LAY-no

## HILL'S 2017 SEASON

**at GB (9/10):** Inactive. **SF (9/17):** Saw action in first-career game on special teams. **at Ten (9/24):** Saw action on special teams. **Indy (10/1):** Saw action on special teams and had two stops. **at LA (10/8):** Saw action on special teams. **at NYG (10/22):** Saw action on special teams. **Wash (11/5):** Saw first action on defense at safety in certain nickel situations. **at Ariz (11/9):** Saw action on special teams and limited action at safety. **at SF (11/26):** Saw action on special teams and late in the game at safety.

### HILL'S 2017 GAME-BY-GAME

Game	G/S	T	S	A	QB	Yds.	QH	Int.	Yds.	PD	FF	FR	Yds.
at GB (9/10)		Inactive											
SF (9/17)	1/0	Special Teams Only											
at Ten (9/24)	1/0	Special Teams Only											
Indy (10/1)	1/0	Special Teams Only											
at LA (10/8)	1/0	Special Teams Only											
at NYG (10/22)	1/0	Special Teams Only											
Hou (10/29)	1/0	Special Teams Only											
Wash (11/5)	1/0	0	0	0	0.0	0.0	0	0	0	0	0	0	0
at Ariz (11/9)	1/0	0	0	0	0.0	0.0	0	0	0	0	0	0	0
Atl (11/20)	1/0	Special Teams Only											
at SF (11/26)	1/0	0	0	0	0.0	0.0	0	0	0	0	0	0	0
Phi (12/3)	1/0	Special Teams Only											
at Jax (12/10)	1/0	0	0	0	0.0	0.0	0	0	0	0	0	0	0
LAR (12/17)	1/0	Special Teams Only											
at Dal (12/24)	1/0	Special Teams Only											
<b>Totals</b>	<b>14/0</b>	<b>0</b>	<b>0</b>	<b>0</b>	<b>0.0</b>	<b>0.0</b>	<b>0</b>	<b>0</b>	<b>0</b>	<b>0</b>	<b>0</b>	<b>0</b>	<b>0</b>

**Additional Stats:** Special Teams Tackles: 5



76

## GERMAIN IFEDI

GUARD/TACKLE

Height	6-5
Weight	325
College	Texas A&M
Seasons	NFL 2nd, Seahawks 2nd
Born	June 2, 1994
Hometown	Houston, Texas
Pronunciation	Jermaine ih-FEH-dee

### IFEDI'S 2017 SEASON

at GB (9/10): Started at RT. SF (9/17): Started at RT. at Ten (9/24): Started at RT. Indy (10/1): Started at RT and helped lead team to 477 total yards, including a season high 194 rushing yards. Hou (10/29): Helped protect Russell Wilson allowing him to set a franchise record with 452 passing yards and the team total a season-high 479 total yards. at SF (11/26): Part of an O-Line that did not allow a sack for the first time since Week 14 of 2015.

### IFEDI'S NFL RECORD

Year	Team	GP/GS	Postseason
2016	Seattle	13/13	2/2
2017	Seattle	15/15	
<b>NFL TOTALS</b>		<b>28/28</b>	<b>2/2</b>



93

## BRANDEN JACKSON

DEFENSIVE END

Height	6-4
Weight	273
College	Texas Tech
Seasons	NFL 2nd, Seahawks 1st
Born	November 11, 1992
Hometown	McKeesport, Pa.

### NFL TRANSACTIONS:

05/16/16: Signed with Oakland as undrafted FA  
 09/03/16: Waived by Oakland  
 09/04/16: Signed to Oakland PS  
 12/03/16: Signed to Oakland 53-man roster  
 09/02/17: Waived by Oakland  
 09/26/17: Signed to Seattle PS  
 10/07/17: Signed to Seattle 53-man roster

### NFL CAREER HIGHLIGHTS:

- Originally signed by Oakland as a free agent on May 16, 2016, after participating on a tryout basis at the team's rookie minicamp. Was waived following training camp and signed to their practice squad. Signed to active roster on December 3, 2016.
- Saw action in three games with Oakland in 2016 totalling two tackles after spending the first 11 games on the Raiders practice squad. Was inactive the final two games of the season.

**COLLEGE:** Played four years at Texas Tech, seeing action in 51 career games with 38 starts. Totaled 138 career tackles (97 solo), 11 sacks, three forced fumbles, two fumble recoveries and seven passes defended. As a senior, played in 13 games with 11 starts and totaled 31 tackles (24

with two sacks, one forced fumble and one pass defended. As a junior, started all 12 games in which he appeared and recorded 44 tackles (27) and set career highs with five sacks, 10.5 tackles for loss and two fumble recoveries. Also notched two passes defended and one forced fumble. As a sophomore, started all 13 games. Notched 44 tackles (29), nine tackles for loss, four sacks and three passes defended. As a redshirt freshman, played in 13 games and credited with 19 tackles (17), one forced fumble and one pass defended. Redshirted as a true freshman.

**PERSONAL:** Attended McKeesport (Pa.) High School. Named a four-star prospect by Scout.com and Named a three-star prospect by Rivals.com and ESPN.com. Ranked by Rivals.com as the No. 29 strong-side defensive end in the nation and ranked by Scout.com as the No. 9 outside linebacker in the nation. Tabbed by ESPN.com as the No. 40 outside linebacker in the nation. PrepStar All-East Team selection and SuperPrep's No. 51 All-American defensive lineman. Led team to a league championship and named first-team all-conference. Also lettered in basketball.

### B. JACKSON'S NFL RECORD

Club	G/S	Tackles			Sacks		Interceptions									
		Tkl	So	Ast	QB	Yds	No	Yds	Avg	LG	TD	PD	FF	FR	Yds	
2016 Oakland	3/0	2	1	1	0.0	0.0	0	0	0.0	0	0	0	0	0	0	0
2017 Seattle	10/0	8	7	1	0.5	4.0	0	0	0.0	0	0	1	0	0	0	
<b>NFL TOTALS</b>	<b>13/0</b>	<b>10</b>	<b>8</b>	<b>2</b>	<b>0.5</b>	<b>4.0</b>	<b>0</b>	<b>0</b>	<b>0.0</b>	<b>0</b>	<b>0</b>	<b>1</b>	<b>0</b>	<b>0</b>	<b>0</b>	

### B. JACKSON'S SINGLE-GAME HIGHS

**Tackles:** 2, 4 Times, Last vs. L.A. Rams (12/17/17)  
**Sacks:** 0.5 at San Francisco (11/26/17)  
**INT:** None

**FF:** None  
**FR:** None

## B. JACKSON'S 2017 SEASON

Signed from practice squad to active roster on October 7. **at LA (10/8)**: Saw action in first game for Seattle at DE. **at SF (11/26)**: Tied a career high with two tackles and had first sack of career, splitting one with Frank Clark.

### B. JACKSON'S 2017 GAME-BY-GAME

Game	G/S	T	S	A	QB	Yds.	QH	Int.	Yds.	PD	FF	FR	Yds.
Indy (10/1)		Practice Squad											
at LA (10/8)	1/0	0	0	0	0.0	0.0	0	0	0	0	0	0	0
at NYG (10/22)	1/0	1	1	0	0.0	0.0	0	0	0	0	0	0	0
Hou (10/29)	1/0	0	0	0	0.0	0.0	0	0	0	0	0	0	0
Wash (11/5)	1/0	0	0	0	0.0	0.0	0	0	0	0	0	0	0
at Ariz (11/9)	1/0	0	0	0	0.0	0.0	0	0	0	0	0	0	0
Atl (11/20)	1/0	0	0	0	0.0	0.0	0	0	0	0	0	0	0
at SF (11/26)	1/0	2	1	1	0.5	4.0	1	0	0	0	0	0	0
Phi (12/3)	1/0	0	0	0	0.0	0.0	1	0	0	0	0	0	0
at Jax (12/10)	1/0	2	2	0	0.0	0.0	0	0	0	1	0	0	0
LAR (12/17)	1/0	2	2	0	0.0	0.0	0	0	0	0	0	0	0
at Dal (12/24)	1/0	1	1	0	0.0	0.0	0	0	0	0	0	0	0
<b>Totals</b>	<b>11/0</b>	<b>8</b>	<b>7</b>	<b>1</b>	<b>0.5</b>	<b>4.0</b>	<b>2</b>	<b>0</b>	<b>0</b>	<b>1</b>	<b>0</b>	<b>0</b>	<b>0</b>



99

## QUINTON JEFFERSON

### DEFENSIVE TACKLE

Height	6-4
Weight	291
College	Maryland
Seasons	NFL 2nd, Seahawks 2nd
Born	March 31, 1993
Hometown	Pittsburgh, Pa.

## JEFFERSON'S 2017 SEASON

Originally waived September 2 and then signed to the Rams practice squad. Signed to Seahawks active roster from the Rams practice squad October 2. **Wash (11/5)**: Had first-career sack. **at Dal (12/24)**: Inactive.

### JEFFERSON'S 2017 GAME-BY-GAME

Game	G/S	T	S	A	QB	Yds.	QH	Int.	Yds.	PD	FF	FR	Yds.
Weeks 1-5		L.A. Rams Practice Squad											
at LAR (10/8)		Inactive											
at NYG (10/22)	1/0	0	0	0	0.0	0.0	0	0	0	0	0	0	0
Hou (10/29)		Inactive											
Wash (11/5)	1/0	1	1	0	1.0	8.0	1	0	0	0	0	0	0
at Ariz (11/9)		Inactive											
Atl (11/20)		Inactive											
at SF (11/26)	1/0	1	1	0	0.0	0.0	1	0	0	0	0	0	0
Phi (12/3)	1/0	1	0	1	0.0	0.0	2	0	0	0	0	0	0
at Jax (12/10)	1/0	2	2	0	0.0	0.0	0	0	0	0	0	0	0
LAR (12/17)	1/0	2	2	0	0.0	0.0	0	0	0	0	0	0	0
at Dal (12/24)		Inactive											
<b>Totals</b>	<b>6/0</b>	<b>7</b>	<b>6</b>	<b>1</b>	<b>1.0</b>	<b>8.0</b>	<b>4</b>	<b>0</b>	<b>0</b>	<b>0</b>	<b>0</b>	<b>0</b>	<b>0</b>

## JEFFERSON'S NFL RECORD

Club	G/S	Tackles			Sacks		Interceptions										
		G/S	Tkl	So	Ast	QB	Yds	No	Yds	Avg	LG	TD	PD	FF	FR	Yds	
2016 Seattle	3/0	1	0	1	0.0	0.0	0	0	0.0	0	0	0	0	0	0	0	0
2017 Seattle	6/0	7	6	1	1.0	8.0	0	0	0.0	0	0	0	0	0	0	0	
<b>NFL TOTALS</b>	<b>9/0</b>	<b>8</b>	<b>6</b>	<b>2</b>	<b>1.0</b>	<b>8.0</b>	<b>0</b>	<b>0</b>	<b>0.0</b>	<b>0</b>	<b>0</b>	<b>0</b>	<b>0</b>	<b>0</b>	<b>0</b>	<b>0</b>	

## JEFFERSON'S SINGLE-GAME HIGHS

**Tackles:** 2, 3 Times, Last vs. L.A. Rams (12/17/17)

**FF:** None

**Sacks:** 1 vs. Washington (11/5/17)

**FR:** None

**Int.:** None



78

LUKE JOECKEL

GUARD/TACKLE

**Height** 6-6

**Weight** 307

**College** Texas A&M

**Seasons** NFL 5th, Seahawks 1st

**Born** November 6, 1991

**Hometown** Arlington, Texas

**Pronunciation** JOKE-ull

## JOECKEL'S 2017 SEASON

**at GB (9/10):** Made first start with Seattle at LG. **SF (9/17):** Started at LG. **at Ten (9/24):** Started at LG. **Indy (10/1):** Started at LG and helped lead team to 477 total yards, including a season high 194 rushing yards. **at NYG (10/22):** Inactive (knee) after having surgery during the bye week. **Hou (10/29):** Inactive (knee). **Wash (11/5):** Inactive (knee). **at Ariz (11/9):** Inactive (knee). **Atl (11/20):** Inactive (knee). **at SF (11/26):** Returned from knee injury to start at LG and was part of an O-Line that did not allow a sack for the first time since Week 14 of 2015.

### JOECKEL'S NFL RECORD

Year	Team	—	GP/GS	Postseason
2013	Jacksonville	—	5/5	-
2014	Jacksonville	—	16/16	-
2015	Jacksonville	—	14/14	-
2016	Jacksonville	—	4/4	
2017	Seattle	—	11/11	
NFL TOTALS		—	50/50	-



92

## NAZAIR JONES

### DEFENSIVE TACKLE

Height	6-5
Weight	304
College	North Carolina
NFL Seasons	Rookie
Born	December 13, 1994
Hometown	Roanoke Rapids, N.C.
Pronunciation	nah-ZAIR

## JONES' 2017 SEASON

at GB (9/10): Saw first NFL action in defensive line rotation and intercepted Aaron Rodgers and returned it 64 yards for an apparent TD before a penalty negated the return. Also had one solo stop and a pass defended. **Indy (10/1):** Assisted on two tackles, including first-career sack. Also had a pass defended. **Wash (11/5):** Made first-career start in place of Sheldon Richardson (oblique) and had three tackles, half a sack, and first-career fumble recovery. **at Ariz (11/9):** Had three solo stops, including a sack. **Atl (11/20):** Started game in place of Jarran Reed (hamstring). **Phi (12/3):** Inactive after injuring ankle during the practice week. **at Jax (12/10):** Inactive (ankle). **LAR (12/17):** Inactive (ankle). **at Dal (12/24):** Inactive (ankle).

### JONES' 2017 GAME-BY-GAME

Game	G/S	T	S	A	QB	Yds.	QH	Int.	Yds.	PD	FF	FR	Yds.
at GB (9/10)	1/0	1	1	0	0.0	0.0	0	1	24	1	0	0	0
SF (9/17)	1/0	0	0	0	0.0	0.0	0	0	0	0	0	0	0
at Ten (9/24)	1/0	1	1	0	0.0	0.0	0	0	0	0	0	0	0
Indy (10/1)	1/0	2	0	2	0.5	1.5	1	0	0	1	0	0	0
at LA (10/8)	1/0	3	2	1	0.0	0.0	0	0	0	0	0	0	0
at NYG (10/22)	1/0	0	0	0	0.0	0.0	0	0	0	1	0	0	0
Hou (10/29)	1/0	3	1	2	0.0	0.0	0	0	0	0	0	0	0
Wash (11/5)	1/1	3	1	2	0.5	4.5	1	0	0	0	0	1	0
at Ariz (11/9)	1/0	3	3	0	1.0	8.0	1	0	0	0	0	0	0
Atl (11/20)	1/1	4	2	2	0.0	0.0	0	0	0	0	0	0	0
at SF (11/26)	1/0	0	0	0	0.0	0.0	1	0	0	0	0	0	0
Phi (12/3)		Inactive (ankle)											
at Jax (12/10)		Inactive (ankle)											
LAR (12/17)		Inactive (ankle)											
at Dal (12/24)		Inactive (ankle)											
<b>Totals</b>	<b>11/2</b>	<b>20</b>	<b>11</b>	<b>9</b>	<b>2.0</b>	<b>14.0</b>	<b>4</b>	<b>1</b>	<b>24</b>	<b>3</b>	<b>0</b>	<b>1</b>	<b>0</b>



95

## DION JORDAN

### DEFENSIVE END

Height	6-6
Weight	275
College	Oregon
Seasons	NFL 4th, Seahawks 1st
Born	March 5, 1990
Hometown	Chandler, Ariz.

## JORDAN'S 2017 SEASON

Began the season on NFI. Returned to practice October 25. Activated to the 53-man roster November 8. **at Ariz (11/9):** Saw playing time at DE, first game action since 2014, and had a sack and led team with three QB hits. **at SF (11/26):** Inactive (neck). **Phi (12/3):** Inactive (neck). **at Jax (12/10):** Inactive (neck). **LAR (12/17):** Posted a career-high seven tackles, including a sack. **at Dal (12/24):** Had third sack of the season.

### JORDAN'S 2017 GAME-BY-GAME

Game	G/S	T	S	A	QB	Yds.	QH	Int.	Yds.	PD	FF	FR	Yds.
at Ariz (11/9)	1/0	1	1	0	1.0	9.0	3	0	0	0	0	0	0
Atl (11/20)	1/0	4	2	2	0.0	0.0	0	0	0	0	0	0	0
at SF (11/26)		Inactive (neck)											
Phi (12/3)		Inactive (neck)											
at Jax (12/10)		Inactive (neck)											
LAR (12/17)	1/0	7	2	5	1.0	4.0	1	0	0	0	0	0	0
at Dal (12/24)	1/0	3	3	0	1.0	5.0	1	0	0	0	0	0	0
<b>Totals</b>	<b>4/0</b>	<b>15</b>	<b>8</b>	<b>7</b>	<b>3.0</b>	<b>18.0</b>	<b>5</b>	<b>0</b>	<b>0</b>	<b>0</b>	<b>0</b>	<b>0</b>	<b>0</b>

## JORDAN'S NFL RECORD

Club	G/S	Tackles			Sacks		Interceptions								
		Tkl	So	Ast	QB	Yds	No	Yds	Avg	LG	TD	PD	FF	FR	Yds
2013 Miami	16/0	24	18	6	2.0	18.0	0	0	0.0	0	0	2	0	0	0
2014 Miami	10/1	13	13	0	1.0	7.0	0	0	0.0	0	0	1	0	0	0
2015		Suspended by NFL													
2016 Miami	0/0	Reserve/Non-Football Injury List													
2017 Seattle	4/0	15	8	7	3.0	18.0	0	0	0	0	0	0	0	0	0
<b>NFL TOTALS</b>	<b>30/1</b>	<b>52</b>	<b>39</b>	<b>13</b>	<b>6.0</b>	<b>43.0</b>	<b>0</b>	<b>0</b>	<b>0</b>	<b>0</b>	<b>0</b>	<b>3</b>	<b>0</b>	<b>0</b>	<b>0</b>

### JORDAN'S SINGLE-GAME HIGHS

**Tackles:** 7 vs. L.A. Rams (12/17/17) **FF:** None  
**Sacks:** 1.0, 6 Times, Last at Dallas (12/24/17) **FR:** None  
**Int.:** None



27

## EDDIE LACY

### RUNNING BACK

**Height** 5-11  
**Weight** 250  
**College** Alabama  
**Seasons** NFL 5th, Seahawks 1st  
**Born** June 2, 1990  
**Hometown** Geismar, La.

## LACY'S 2017 SEASON

at GB (9/10): Saw action in first game with Seattle against his former team the Packers. SF (9/17): Inactive. at Ten (9/24): Active, but did not play. Indy (10/1): Contributed to a team season-high 194 rushing yards with 11 carries for 52 yards. at LA (10/8): Started at RB. at NYG (10/22): Had 11 carries for 34 yards. Wash (11/5): Started the game and rushed six times for 20 yards, but left with a groin injury in the first half and did not return. at Ariz (11/9): Inactive (groin). at SF (11/26): Carried the ball a season-high 17 times and had a season-high three receptions. at Jax (12/10): Inactive. LAR (12/17): Did not play. at Dal (12/24): Inactive.

2017	Opponent	-----Rushing-----					-----Receiving-----					Total
		Att	Yds	Avg	LG	TD	Rec	Yds	Avg	LG	TD	
09/10	at Green Bay	5	3	0.6	6	0	0	0	0.0	0	0	3
09/17	San Francisco	Inactive										
09/24	at Tennessee	Did Not Play										
10/01	Indianapolis	11	52	4.7	19	0	0	0	0.0	0	0	52
10/08	at L.A. Rams	9	19	2.1	6	0	1	9	9.0	9	0	28
10/22	at N.Y. Giants	11	34	3.1	12	0	1	9	9.0	9	0	43
10/29	Houston	6	0	0.0	3	0	0	0	0.0	0	0	0
11/05	Washington	6	20	3.3	8	0	1	14	14.0	14	0	34
11/09	at Arizona	Inactive (groin)										
11/20	Atlanta	3	2	0.7	2	0	0	0	0.0	0	0	2
11/26	at San Francisco	17	46	2.7	11	0	3	15	5.0	6	0	61
12/03	Philadelphia	1	3	3.0	3	0	0	0	0.0	0	0	3
12/10	at Jacksonville	Inactive										
12/17	L.A. Rams	Did Not Play										
12/24	at Dallas	Inactive										
<b>TOTALS (9/3)</b>		<b>69</b>	<b>179</b>	<b>2.6</b>	<b>19</b>	<b>0</b>	<b>6</b>	<b>47</b>	<b>7.8</b>	<b>14</b>	<b>0</b>	<b>221</b>

## LACY'S SINGLE-GAME HIGHS

<b>Rushing</b>	<b>Receiving</b>
<b>Rush Attempts:</b> 29 at Minnesota (10/27/13)	<b>Most Rec.:</b> 8 at New Orleans (10/26/14)
<b>Rush Yards:</b> 150 vs. Chicago (11/4/13)	<b>Most Rec. Yards:</b> 123 at New Orleans (10/26/14)
<b>Longest Rush:</b> 60 at Dallas (12/15/13)	<b>Longest Reception:</b> 67 at New Orleans (10/26/14)
<b>Most Rush TDs:</b> 2 twice, last vs. Minnesota (10/2/14)	<b>Most Rec. TDs:</b> 1 six times, last at Arizona (12/27/15)

## LACY'S NFL RECORD

	Club	G/S	Rushing					Receiving				
			Att	Yds	Avg	LG	TD	No	Yds	Avg	LG	TD
2013	Green Bay	15/15	284	1,178	4.1	60	11	35	257	7.3	34	0
2014	Green Bay	16/16	246	1,139	4.6	44t	9	42	427	10.2	67	4
2015	Green Bay	15/12	187	758	4.1	29	3	20	188	9.4	28t	2
2016	Green Bay	5/5	71	360	5.1	31	0	4	28	7.0	17	0
2017	Seattle	9/3	69	170	2.6	19	0	6	47	7.8	14	0
<b>NFL TOTALS</b>		<b>60/51</b>	<b>857</b>	<b>3,614</b>	<b>4.2</b>	<b>60</b>	<b>23</b>	<b>107</b>	<b>947</b>	<b>8.9</b>	<b>67</b>	<b>6</b>

## POSTSEASON

	Club	G/S	Rushing					Receiving				
			Att	Yds	Avg	LG	TD	No	Yds	Avg	LG	TD
2013	Green Bay	1/1	21	81	3.9	8	0	2	7	3.5	4	0
2014	Green Bay	2/2	40	174	4.4	29	0	1	10	10.0	10	0
2015	Green Bay	2/2	24	152	6.3	61	1	2	2	1.0	4	0
<b>NFL TOTALS</b>		<b>5/5</b>	<b>85</b>	<b>407</b>	<b>4.8</b>	<b>61</b>	<b>1</b>	<b>5</b>	<b>19</b>	<b>3.8</b>	<b>10</b>	<b>0</b>

## LACY'S GAME-BY-GAME

2013	Opponent	-----Rushing-----					-----Receiving-----					Total
		Att	Yds	Avg	LG	TD	Rec	Yds	Avg	LG	TD	
9/8	at San Francisco	14	41	2.9	7	1	1	31	31.0	31	0	72
9/15	Washington	1	10	10.0	10	0	0	0	0.0	0.0	0	10
9/22	at Cincinnati	Inactive (concussion)										
10/6	Detroit	23	99	4.3	13	0	1	-2	-2.0	-2	0	97
10/13	at Baltimore	23	120	5.2	37	0	1	5	5.0	5	0	125
10/20	Cleveland	22	82	3.7	13	1	5	26	5.2	7	0	108
10/27	at Minnesota	29	94	3.2	17	1	4	18	4.5	9	0	112
11/4	Chicago	22	150	6.8	56	1	0	0	0.0	0	0	150
11/10	Philadelphia	24	73	3.0	11	0	2	11	5.5	13	0	84
11/17	at N.Y. Giants	14	27	1.9	5	1	2	21	10.5	16	0	48
11/24	Minnesota	25	110	4.4	17	1	6	48	8.0	16	0	158
11/28	at Detroit	10	16	1.6	4	0	2	23	11.5	20	0	39
12/8	Atlanta	20	65	3.3	11	1	3	25	8.3	16	0	90
12/15	at Dallas	21	141	6.7	60	1	4	30	7.5	34	0	171
12/22	Pittsburgh	15	84	5.6	14t	2	2	6	3.0	5	0	90
12/29	at Chicago	21	66	3.1	17	1	2	15	7.5	8	0	81
<b>TOTALS (15/15)</b>		<b>284</b>	<b>1,178</b>	<b>4.1</b>	<b>60</b>	<b>11</b>	<b>35</b>	<b>257</b>	<b>7.3</b>	<b>34</b>	<b>0</b>	<b>1,435</b>
1/5	San Francisco	21	81	3.9	8	0	2	7	3.5	4	0	88
<b>PLAYOFFS (1/1)</b>		<b>21</b>	<b>81</b>	<b>3.9</b>	<b>8</b>	<b>0</b>	<b>2</b>	<b>7</b>	<b>3.5</b>	<b>4</b>	<b>0</b>	<b>88</b>

2014	Opponent	-----Rushing-----					-----Receiving-----					Total
		Att	Yds	Avg	LG	TD	Rec	Yds	Avg	LG	TD	
9/4	at Seattle	12	34	2.8	15	0	3	11	3.7	12	0	45
9/14	N.Y. Jets	13	43	3.3	10	0	2	18	9.0	11	0	61
9/21	at Detroit	11	36	3.3	17	0	1	9	9.0	9	0	45
9/28	at Chicago	17	48	2.8	10	1	1	11	11.0	11	0	59
10/2	Minnesota	13	105	8.1	29	2	3	27	9.0	21	0	132
10/12	at Miami	14	40	2.9	10	0	0	0	0.0	0	0	40
10/19	Carolina	12	63	5.3	11	1	3	10	3.3	5	0	73
10/26	at New Orleans	13	59	4.5	19	0	8	123	15.4	67	0	182
11/9	Chicago	14	50	3.6	16	0	3	68	22.7	56t	1	118
11/16	Philadelphia	10	69	6.9	37	1	3	45	15.0	32t	1	114
11/23	at Minnesota	25	125	5.0	16	1	2	13	6.5	10t	1	138
11/30	New England	21	98	4.7	24	0	2	17	8.5	12	0	115
12/8	Atlanta	13	73	5.6	22	1	5	33	6.6	13	1	106
12/14	at Buffalo	15	97	6.5	22	1	2	11	5.5	12	0	108
12/21	at Tampa Bay	17	99	5.8	44t	1	1	5	5.0	5	0	104
12/28	Detroit	26	100	3.8	22	0	3	26	8.7	15	0	126
<b>TOTALS (16/16)</b>		<b>246</b>	<b>1,139</b>	<b>4.6</b>	<b>44t</b>	<b>9</b>	<b>42</b>	<b>427</b>	<b>10.2</b>	<b>67t</b>	<b>4</b>	<b>1,566</b>
1/11	Dallas	19	101	5.3	29	0	1	10	10.0	10	0	111
1/18	at Seattle	21	73	3.5	13	0	0	0	0.0	0	0	73
<b>PLAYOFFS (2/2)</b>		<b>40</b>	<b>174</b>	<b>4.4</b>	<b>29</b>	<b>0</b>	<b>1</b>	<b>10</b>	<b>10.0</b>	<b>10</b>	<b>0</b>	<b>184</b>

2015	Opponent	-----Rushing-----					-----Receiving-----					Total	
		Att	Yds	Avg	LG	TD	Rec	Yds	Avg	LG	TD		
9/13	at Chicago	19	85	4.5	16	1	2	14	7.0	9	0	99	
9/20	Seattle	3	9	3.0	8	0	0	0	0.0	0	0	9	
9/28	Kansas City	10	46	4.6	13	0	3	41	13.7	26	0	87	
10/4	at San Francisco	18	90	5.0	15	0	1	3	3.0	3	0	93	
10/11	St. Louis	13	27	2.1	8	0	1	8	8.0	8	0	35	
10/18	San Diego	4	3	0.8	3	0	2	17	8.5	12	0	20	
11/1	at Denver	11	38	3.5	15	1	1	9	9.0	0	0	47	
11/8	at Carolina	5	10	2.0	7	0	0	0	0.0	0	0	10	
11/15	Detroit	Inactive (groin)											
11/22	at Minnesota	22	100	4.5	27	0	1	6	6.0	6	0	106	
11/26	Chicago	17	105	6.2	29	0	4	34	8.5	25t	1	139	
12/3	at Detroit	5	4	0.8	2	0	1	-3	-3.0	-3	0	1	
12/13	Dallas	24	124	5.2	24	1	1	24	24.0	24	0	148	
12/20	at Oakland	11	23	2.1	8	0	0	0	0.0	0	0	23	
12/27	at Arizona	12	60	5.0	25	0	1	28	28.0	28t	1	88	
1/3	Minnesota	13	34	2.6	11	0	2	7	3.5	14	0	41	
<b>TOTALS (15/12)</b>		<b>187</b>	<b>758</b>	<b>4.1</b>	<b>29</b>	<b>3</b>	<b>20</b>	<b>188</b>	<b>9.4</b>	<b>28t</b>	<b>2</b>	<b>946</b>	
1/10	at Washington	12	63	5.3	30	1	0	0	0.0	0	0	63	
1/16	at Arizona	12	89	7.4	61	0	2	2	1.0	4	0	91	
<b>PLAYOFF TOTALS (2/2)</b>		<b>24</b>	<b>152</b>	<b>6.3</b>	<b>61</b>	<b>1</b>	<b>2</b>	<b>2</b>	<b>1.0</b>	<b>4</b>	<b>0</b>	<b>154</b>	

2016	Opponent	-----Rushing-----					-----Receiving-----					Total	
		Att	Yds	Avg	LG	TD	Rec	Yds	Avg	LG	TD		
9/11	at Jacksonville	14	61	4.4	28	0	1	17	17.0	17	0	78	
9/18	at Minnesota	12	50	4.2	13	0	0	0	0.0	0	0	50	
9/25	Detroit	17	103	6.1	25	0	1	2	2.0	2	0	105	
10/9	N.Y. Giants	11	81	7.4	31	0	1	3	3.0	3	0	84	
10/16	Dallas	17	65	3.8	25	0	1	6	6.0	6	0	71	
Games 6-16		Injured Reserve (ankle)											
<b>TOTALS (5/5)</b>		<b>71</b>	<b>360</b>	<b>5.1</b>	<b>31</b>	<b>0</b>	<b>4</b>	<b>28</b>	<b>7.0</b>	<b>17</b>	<b>0</b>	<b>388</b>	





20

## JEREMY LANE

### CORNERBACK

**Height** 6-0  
**Weight** 190  
**College** Northwestern St. (La.)  
**Seasons** NFL 6th, Seahawks 6th  
**Born** July 14, 1990  
**Hometown** Tyler, Texas

## LANE'S 2017 SEASON

**at GB (9/10):** Started at RCB in base and had one solo tackle before being ejected after apparently throwing a punch at an opponent. **SF (9/17):** Started at RCB and had five solo stops. **Indy (10/1):** Started at RCB, but left the game early with a groin injury. **at LA (10/8):** Inactive (groin). **at NYG (10/22):** Inactive (groin). **Wash (11/5):** Inactive. **at Ariz (11/9):** Replaced Richard Sherman (achilles) in the second half and had two solo tackles. **Atl (11/20):** Started at LCB and tied a career high with seven tackles. **at Dal (12/24):** Led team with three special teams tackles.

### LANE'S 2017 GAME-BY-GAME

Game	G/S	T	S	A	QB	Yds.	QH	Int.	Yds.	PD	FF	FR	Yds.
at GB (9/10)	1/1	1	1	0	0.0	0.0	0	0	0	0	0	0	0
SF (9/17)	1/1	5	5	0	0.0	0.0	0	0	0	0	0	0	0
at Ten (9/24)	1/1	3	3	0	0.0	0.0	0	0	0	0	0	0	0
Indy (10/1)	1/1	0	0	0	0.0	0.0	0	0	0	0	0	0	0
at LA (10/8)	0/0	Inactive (Groin)											
at NYG (10/22)	0/0	Inactive (Groin)											
Hou (10/29)	1/0	0	0	0	0.0	0.0	0	0	0	0	0	0	0
Wash (11/5)	0/0	Inactive											
at Ariz (11/9)	1/0	2	2	0	0.0	0.0	0	0	0	0	0	0	0
Atl (11/20)	1/1	7	2	5	0.0	0.0	0	0	0	0	0	0	0
at SF (11/26)	1/1	4	3	1	0.0	0.0	0	0	0	0	0	0	0
Phi (12/3)	1/0	0	0	0	0.0	0.0	0	0	0	0	0	0	0
at Jax (12/10)	1/0	Special Teams Only											
LAR (12/17)	1/0	5	1	4	0.0	0.0	0	0	0	0	0	0	0
at Dal (12/24)	1/0	0	0	0	0.0	0.0	0	0	0	0	0	0	0
<b>Totals</b>	<b>12/6</b>	<b>27</b>	<b>17</b>	<b>10</b>	<b>0.0</b>	<b>0.0</b>	<b>0</b>	<b>0</b>	<b>0</b>	<b>0</b>	<b>0</b>	<b>0</b>	<b>0</b>

**Additional Stats:** Special Teams Tackles: 3.

### LANE'S SINGLE-GAME HIGHS

**Tackles:** 7, 2 Times, Last Atlanta (11/20/17)      **FF:** 1 vs. Arizona (11/23/14)  
**Sacks:** None      **FR:** None  
**Int.:** 1, 2 Times, Last at Arizona (1/3/16)

### ADDITIONAL STATS

**Special Teams Tackles:** 2012 (5), 2013 (13), 2014 (1), 2015 (1), 2016 (3) 2017 (3); **Career:** (26).  
**Postseason Special Teams Tackles:** 2012 (2), 2013 (3), 2014 (3), 2015 (0); **Career:** (8).

## LANE'S NFL RECORD

Club	G/S	Tackles			Sacks		Interceptions									
		Tkl	So	Ast	QB	Yds	No	Yds	Avg	LG	TD	PD	FF	FR	Yds	
2012 Seattle	13/3	10	5	5	0.0	0.0	0	0	0.0	0	0	0	0	0	0	0
2013 Seattle	15/0	12	9	3	0.0	0.0	0	0	0.0	0	0	4	0	0	0	0
2014 Seattle	7/1	12	8	4	0.0	0.0	0	0	0.0	0	0	3	1	0	0	0
2015 Seattle	6/2	11	10	1	0.0	0.0	2	60	30.0	54	0	6	0	0	0	0
2016 Seattle	16/9	46	33	13	0.0	0.0	0	0	0.0	0	0	3	0	0	0	0
2017 Seattle	12/6	27	17	10	0.0	0.0	0	0	0.0	0	0	0	0	0	0	0
<b>NFL TOTALS</b>	<b>69/22</b>	<b>118</b>	<b>82</b>	<b>36</b>	<b>0.0</b>	<b>0.0</b>	<b>2</b>	<b>60</b>	<b>30.0</b>	<b>54</b>	<b>0</b>	<b>16</b>	<b>1</b>	<b>0</b>	<b>0</b>	<b>0</b>

### POSTSEASON

Club	G/S	Tackles			Sacks		Interceptions									
		Tkl	So	Ast	QB	Yds	No	Yds	Avg	LG	TD	PD	FF	FR	Yds	
2012 Seattle	2/0	Special Teams Only														
2013 Seattle	3/0	1	1	0	0.0	0.0	0	0	0.0	0	0	0	0	0	0	0
2014 Seattle	3/0	7	5	2	0.0	0.0	1	14	14.0	14	0	1	0	0	0	0
2015 Seattle	2/1	4	2	2	0.0	0.0	0	0	0.0	0	0	1	0	0	0	0
2016 Seattle	2/1	7	5	2	0.0	0.0	0	0	0.0	0	0	0	0	0	0	0
<b>NFL TOTALS</b>	<b>12/2</b>	<b>19</b>	<b>13</b>	<b>6</b>	<b>0.0</b>	<b>0.0</b>	<b>1</b>	<b>14</b>	<b>14.0</b>	<b>14</b>	<b>0</b>	<b>2</b>	<b>0</b>	<b>0</b>	<b>0</b>	<b>0</b>



16

## TYLER LOCKETT

### WIDE RECEIVER

Height	5-10
Weight	182
College	Kansas State
Seasons	NFL 3rd, Seahawks 3rd
Born	September 28, 1992
Hometown	Tulsa, Okla.

## LOCKETT'S 2017 SEASON

at **GB (9/10)**: Saw action at WR and as the punt and kickoff returner. Averaged 30.3 yards on three kick-off returns. **SF (9/17)**: Led team with 64 receiving yards and tied for team high with six catches. **Indy (10/1)**: Led team with 67 receiving yards on four catches. **Hou (10/29)**: Tied for team lead with six receptions and led team with 121 yards. Had key 19-yard reception on game-winning drive that set up the go-head 18-yard TD on the very next play. **Atl (11/20)**: Averaged a season-high 39.4 yards on five kick-off returns and earned NFC Special Teams Player of the Week. **Phi (12/3)**: Had first TD of the season on a 1-yard pass from Wilson. **at Jax (12/10)**: Led team with 90 yards on four receptions, including a career-long, 74-yard TD reception that pulled Seattle within 30-24 late in the fourth quarter.

2017	Opponent	No	Yds	Avg	LG	TD
09/10	at Green Bay	1	8	8.0	8	0
09/17	San Francisco	6	64	10.7	22	0
09/24	at Tennessee	2	30	15.0	16	0
10/01	Indianapolis	4	67	16.8	41	0
10/08	at L.A. Rams	3	26	8.7	12	0
10/22	at N.Y. Giants	4	29	7.3	14	0
10/29	Houston	6	121	20.2	54	0
11/05	Washington	2	10	5.0	6	0
11/09	at Arizona	1	16	16.0	16	0
11/20	Atlanta	4	37	9.3	14	0
11/26	at San Francisco	0	0	0.0	0	0
12/03	Philadelphia	2	17	8.5	16	1
12/10	at Jacksonville	4	90	22.5	74t	1
12/17	L.A. Rams	2	8	4.0	4	0
12/24	at Dallas	1	7	7.0	7	0
<b>TOTALS (15/8)</b>		<b>42</b>	<b>530</b>	<b>12.6</b>	<b>74t</b>	<b>2</b>

**Additional Stats:** Rushing: 10 for 58 yards (5.8 avg) with a long of 22.

## LOCKETT'S NFL RECORD

Year	Club	G/S	No	Yds	Avg	LG	TD
2015	Seattle	16/8	51	664	13.0	49t	6
2016	Seattle	15/9	41	597	14.6	57t	1
2017	Seattle	15/8	42	530	12.6	74t	2
<b>NFL TOTALS</b>		<b>46/25</b>	<b>134</b>	<b>1,791</b>	<b>13.4</b>	<b>74t</b>	<b>9</b>

Year	Club	G/S	-----Kickoff Returns-----					-----Punt Returns-----				
			No	Yds	Avg	LG	TD	No	Yds	Avg	LG	TD
2015	Seattle	16/8	33	852	25.8	105t	1	40	379	9.5	66	1
2016	Seattle	15/9	23	606	26.3	46	0	29	243	8.4	62	0
2017	Seattle	15/8	33	793	24.0	57	0	32	198	6.2	21	0
<b>NFL TOTALS</b>		<b>46/25</b>	<b>89</b>	<b>2,251</b>	<b>25.3</b>	<b>105t</b>	<b>1</b>	<b>101</b>	<b>820</b>	<b>8.1</b>	<b>66</b>	<b>1</b>

### POSTSEASON

Year	Club	G/S	No	Yds	Avg	LG	TD
2015	Seattle	2/0	4	110	27.5	35	1
<b>NFL TOTALS</b>		<b>2/0</b>	<b>4</b>	<b>110</b>	<b>27.5</b>	<b>35</b>	<b>1</b>

Year	Club	G/S	-----Kickoff Returns-----					-----Punt Returns-----				
			No	Yds	Avg	LG	TD	No	Yds	Avg	LG	TD
2015	Seattle	2/0	4	104	26.0	50	0	4	18	4.5	8	0
<b>NFL TOTALS</b>		<b>2/0</b>	<b>4</b>	<b>104</b>	<b>26.0</b>	<b>50</b>	<b>0</b>	<b>4</b>	<b>18</b>	<b>4.5</b>	<b>8</b>	<b>0</b>

## LOCKETT'S SINGLE-GAME HIGHS

**Most Rec.:** 7, 2 Times, Last vs. L.A. Rams (12/15/16)    **Most Yards:** 130 vs. L.A. Rams (12/15/16)  
**Most TDs:** 2, 2 Times, Last at Baltimore (12/13/15)    **Longest Rec.:** 74t at Jacksonville (12/10/17)

## ADDITIONAL STATS

**Rushing:** 2015: (Rushed 5 times for 20 yards, 4.0 avg., with a long of 8.), 2016: (Rushed 6 times for 114 yards, 19.0 avg, with a long of 75 and 1 TD), 2017: (Rushed 10 times for 58 yards, 5.8 avg. with a long of 22); **Career:** (Rushed 21 times for 192 yards, 9.1 avg, with a long of 75 and 1 TD).

## LOCKETT'S GAME-BY-GAME RECEIVING

2015	Opponent	No	Yds	Avg	LG	TD	2016	Opponent	No	Yds	Avg	LG	TD
9/13	at St. Louis	4	34	8.5	12	0	9/11	Miami	3	17	5.7	6	0
9/20	at Green Bay	2	17	8.5	17	0	9/18	at L.A. Rams	4	99	24.8	53	0
9/27	Chicago	0	0	0.0	0	0	9/25	San Francisco	0	0	0.0	0	0
10/5	Detroit	4	58	14.5	23	0	10/2	at N.Y. Jets	1	13	13.0	13	0
10/11	at Cincinnati	2	29	14.5	22	0	10/16	Atlanta	3	23	7.7	10	0
10/18	Carolina	0	0	0.0	0	0	10/23	at Arizona	2	13	6.5	8	0
10/22	at San Francisco	5	79	15.8	43t	1	10/30	at New Orleans	4	32	8.0	10	0
11/1	at Dallas	3	36	12.0	16	0	11/7	Buffalo	1	17	17.0	17	0
11/15	Arizona	1	7	7.0	7	0	11/13	at New England	3	72	24.0	36	0
11/22	San Francisco	4	48	12.0	24t	2	11/20	Philadelphia	2	39	19.5	30	0
11/29	Pittsburgh	3	38	12.7	16	0	11/27	at Tampa Bay	0	0	0.0	0	0
12/6	at Minnesota	7	90	12.9	29	0	12/4	Carolina	5	63	12.6	40	0
12/13	at Baltimore	6	104	17.3	49t	2	12/11	at Green Bay	4	41	10.3	15	0
12/20	Cleveland	5	55	11.0	27t	1	12/15	L.A. Rams	7	130	18.6	57t	1
12/27	St. Louis	3	33	11.0	16	0	12/24	Arizona	2	38	19.0	28	0
1/3	at Arizona	2	36	18.0	36	0							
<b>TOTALS (16/8)</b>		<b>51</b>	<b>664</b>	<b>13.0</b>	<b>49t</b>	<b>6</b>	<b>TOTALS (15/9)</b>		<b>41</b>	<b>597</b>	<b>14.6</b>	<b>57t</b>	<b>1</b>

1/10	at Minnesota	1	35	35.0	35	0
1/17	at Carolina	3	75	25.0	33t	1
<b>PLAYOFF TOTALS (2/0)</b>		<b>4</b>	<b>110</b>	<b>27.5</b>	<b>35</b>	<b>1</b>



44

DEWEY McDONALD

LINEBACKER

**Height** 6-0

**Weight** 229

**College** California Univ. (Pa.)

**Seasons** NFL 4th, Seahawks 2nd

**Born** June 10, 1990

**Hometown** Ranson, W. Va.

## McDONALD'S 2017 SEASON

Was placed on IR (knee) September 27. **at GB (9/10):** Saw limited action at linebacker and a key member of special teams. **SF (9/17):** Saw action on special teams and had a tackle. **at Ten (9/24):** Injured knee on opening kickoff and did not return.

### McDONALD'S 2017 GAME-BY-GAME

Game	G/S	T	S	A	QB	Yds.	QH	Int.	Yds.	PD	FF	FR	Yds.
at GB (9/10)	1/0	0	0	0	0.0	0.0	0	0	0	0	0	0	0
SF (9/17)	1/0	Special Teams Only											
at Ten (9/24)	1/0	Special Teams Only											
<b>Totals</b>	<b>3/0</b>	<b>0</b>	<b>0</b>	<b>0</b>	<b>0.0</b>	<b>0.0</b>	<b>0</b>	<b>0</b>	<b>0</b>	<b>0</b>	<b>0</b>	<b>0</b>	<b>0</b>

**Additional Stats:** Special Teams Tackles: 1.

## McDONALD'S NFL RECORD

Club	G/S	Tackles			Sacks		Interceptions									
		Tkl	So	Ast	QB	Yds	No	Yds	Avg	LG	TD	PD	FF	FR	Yds	
2014 Indianapolis	12/0	0	0	0	0.0	0.0	0	0	0.0	0	0	0	0	0	0	0
2015 Indianapolis	1/0	1	0	1	0.0	0.0	0	0	0.0	0	0	0	0	0	0	0
New England	1/0	0	0	0	0.0	0.0	0	0	0.0	0	0	0	0	0	0	0
Oakland	1/0	0	0	0	0.0	0.0	0	0	0.0	0	0	0	0	0	0	0
2016 Seattle	14/0	0	0	0	0.0	0.0	0	0	0.0	0	0	1	0	0	0	0
2017 Seattle	3/0	0	0	0	0.0	0.0	0	0	0.0	0	0	0	0	0	0	0
<b>NFL TOTALS</b>	<b>32/0</b>	<b>1</b>	<b>0</b>	<b>1</b>	<b>0.0</b>	<b>0.0</b>	<b>0</b>	<b>0</b>	<b>0.0</b>	<b>0</b>	<b>0</b>	<b>1</b>	<b>0</b>	<b>0</b>	<b>0</b>	<b>0</b>

### POSTSEASON

Club	G/S	Tackles			Sacks		Interceptions									
		Tkl	So	Ast	QB	Yds	No	Yds	Avg	LG	TD	PD	FF	FR	Yds	
2014 Indianapolis	3/0	0	0	0	0.0	0.0	0	0	0.0	0	0	0	0	0	0	0
2016 Seattle	2/0	0	0	0	0.0	0.0	0	0	0.0	0	0	0	0	0	0	0
<b>NFL TOTALS</b>	<b>5/0</b>	<b>0</b>	<b>0</b>	<b>0</b>	<b>0.0</b>	<b>0.0</b>	<b>0</b>	<b>0</b>	<b>0.0</b>	<b>0</b>	<b>0</b>	<b>0</b>	<b>0</b>	<b>0</b>	<b>0</b>	<b>0</b>

### McDONALD'S SINGLE-GAME HIGHS

**Tackles:** 1 vs. New Orleans (10/25/15)  
**Sacks:** None  
**Int.:** None

**FF:** None  
**FR:** None

### ADDITIONAL STATS

**Special Teams Tackles:** 2014 (13), 2015 (0), 2016 (8), 2017 (1); **Career:** 22.



30

## BRADLEY McDOUGALD

### SAFETY

**Height** 6-1

**Weight** 215

**College** Kansas

**Seasons** NFL 5th, Seahawks 1st

**Born** November 15, 1990

**Hometown** Columbus, Ohio

**Pronunciation** mick-DOO-gull

## McDOUGALD'S NFL RECORD

at **GB (9/10)**: Saw limited action at safety and a key member of special teams. **SF (9/17)**: Saw action as a third safety on defense and had three special teams tackles. **Indy (10/1)**: Assisted on two tackles and had a special teams stop. at **NYG (10/22)**: Had a season-high three tackles. **Hou (10/29)**: Had one solo stop and a special teams stop. Replaced Earl Thomas (hamstring) at FS in the game's final two drives. **Wash (11/5)**: Made first start for Seattle at FS in place of Thomas (hamstring) and had five tackles. at **Ariz (11/9)**: Started second game for Thomas and had four tackles and a pass defended. **Atl (11/20)**: Started at SS in place of Kam Chancellor (neck) and had five tackles. **Phi (12/3)**: Recorded a season-high 12 tackles. Also had two passes defended. **LAR (12/17)**: Tied for team lead with nine tackles. Also tipped a pass that ended up as an interception to Michael Wilhoite.

### McDOUGALD'S 2017 GAME-BY-GAME

Game	G/S	T	S	A	QB	Yds.	QH	Int.	Yds.	PD	FF	FR	Yds.
at GB (9/10)	1/0	0	0	0	0.0	0.0	0	0	0	0	0	0	0
SF (9/17)	1/0	0	0	0	0.0	0.0	0	0	0	0	0	0	0
at Ten (9/24)	1/0	1	1	0	0.0	0.0	0	0	0	0	0	0	0
Indy (10/1)	1/0	2	0	2	0.0	0.0	0	0	0	0	0	0	0
at LA (10/8)	1/0	0	0	0	0.0	0.0	0	0	0	0	0	0	0
at NYG (10/22)	1/0	3	3	0	0.0	0.0	0	0	0	0	0	0	0
Hou (10/29)	1/0	1	1	0	0.0	0.0	0	0	0	0	0	0	0
Wash (11/5)	1/1	5	2	3	0.0	0.0	0	0	0	0	0	0	0
at Ariz (11/9)	1/1	4	3	1	0.0	0.0	0	0	0	1	0	0	0
Atl (11/20)	1/1	5	4	1	0.0	0.0	0	0	0	0	0	0	0
at SF (11/26)	1/1	9	7	2	0.0	0.0	0	0	0	0	0	0	0
Phi (12/3)	1/1	12	7	5	0.0	0.0	0	0	0	2	0	0	0
at Jax (12/10)	1/1	8	5	3	0.0	0.0	0	0	0	0	0	0	0
LAR (12/17)	1/1	9	7	2	0.0	0.0	0	0	0	1	0	0	0
at Dal (12/24)	1/1	5	4	1	0.0	0.0	0	0	0	0	0	0	0
<b>Totals</b>	<b>15/8</b>	<b>64</b>	<b>44</b>	<b>20</b>	<b>0.0</b>	<b>0.0</b>	<b>0</b>	<b>0</b>	<b>0</b>	<b>4</b>	<b>0</b>	<b>0</b>	<b>0</b>

**Additional Stats:** Special Teams Tackles: 8.

## McDOUGALD'S NFL RECORD

Club	G/S	Tackles				Sacks		Interceptions								
		Tkl	So	Ast	QB	Yds	No	Yds	Avg	LG	TD	PD	FF	FR	Yds	
2013 Kansas City	1/0	0	0	0	0.0	0.0	0	0	0.0	0	0	0	0	0	0	0
Tampa Bay	3/0	0	0	0	0.0	0.0	0	0	0.0	0	0	0	0	0	0	0
2014 Tampa Bay	15/5	46	37	9	0.0	0.0	1	0	0.0	0	0	7	0	0	0	0
2015 Tampa Bay	16/15	87	67	20	0.0	0.0	2	1	0.5	1	0	4	0	0	0	0
2016 Tampa Bay	16/16	91	79	12	0.0	0.0	2	32	16.0	32	0	10	0	1	6	6
2017 Seattle	15/8	64	44	20	0.0	0.0	0	0	0.0	0	0	4	0	0	0	0
<b>NFL TOTALS</b>	<b>66/44</b>	<b>288</b>	<b>227</b>	<b>61</b>	<b>0.0</b>	<b>0.0</b>	<b>5</b>	<b>33</b>	<b>6.6</b>	<b>32</b>	<b>0</b>	<b>25</b>	<b>0</b>	<b>1</b>	<b>6</b>	<b>6</b>

### McDOUGALD'S SINGLE-GAME HIGHS

**Tackles:** 15 at Carolina (12/14/14)

**FF:** None

**Sacks:** None

**FR:** 1 vs. Chicago (11/13/16)

**Int.:** 1, 5 Times, Last vs. Seattle (11/27/16)

### ADDITIONAL STATS

**Special Teams Tackles:** 2014 (4), 2017 (8); **Career:** (12).



94

## MALIK McDOWELL

DEFENSIVE TACKLE

Height	6-6
Weight	299
College	Michigan State
NFL Seasons	Rookie
Born	June 20, 1996
Hometown	Detroit, Mich.
Pronunciation	muh-LEEK

### McDOWELL'S 2017 SEASON

Began the season on NFI.



19

## TANNER McEVOY

WIDE RECEIVER

Height	6-6
Weight	230
College	Wisconsin
Seasons	NFL 2nd, Seahawks 2nd
Born	January 26, 1993
Hometown	Hillsdale, N.J.

### McEVOY'S 2017 SEASON

**at GB (9/10):** Saw action at WR and on special teams. **at LA (10/8):** Had a special teams tackle and passed for an interception on an end-around-pass. **Hou (10/29):** Had first reception of the season, a career-long 53-yarder. Also had a special teams stop and forced fumble.

2017	Opponent	No	Yds	Avg	LG	TD	2016	Opponent	No	Yds	Avg	LG	TD
09/10	at Green Bay	0	0	0.0	0	0	09/11	Miami	0	0	0.0	0	0
09/17	San Francisco	0	0	0.0	0	0	09/18	at L.A. Rams	Inactive				
09/24	at Tennessee	0	0	0.0	0	0	09/25	San Francisco	0	0	0.0	0	0
10/01	Indianapolis	0	0	0.0	0	0	10/02	at N.Y. Jets	1	42	42.0	42t	1
10/08	at L.A. Rams	0	0	0.0	0	0	10/16	Atlanta	1	17	17.0	17	0
10/22	at N.Y. Giants	0	0	0.0	0	0	10/23	at Arizona	1	10	10.0	10	0
10/29	Houston	1	53	53.0	53	0	10/30	at New Orleans	0	0	0.0	0	0
11/05	Washington	1	10	10.0	10	0	11/07	Buffalo	0	0	0.0	0	0
11/09	at Arizona	0	0	0.0	0	0	11/13	at New England	Inactive				
11/20	Atlanta	0	0	0.0	0	0	11/20	Philadelphia	0	0	0.0	0	0
11/26	at San Francisco	2	31	15.5	24	0	11/27	at Tampa Bay	0	0	0.0	0	0
12/03	Philadelphia	0	0	0.0	0	0	12/04	Carolina	1	14	14.0	14	0
12/10	at Jacksonville	0	0	0.0	0	0	12/11	at Green Bay	3	41	13.7	21t	1
12/17	L.A. Rams	1	19	19.0	19	0	12/15	L.A. Rams	0	0	0.0	0	0
12/24	at Dallas	0	0	0.0	0	0	12/24	Arizona	0	0	0.0	0	0
<b>TOTALS (15/0)</b>		<b>5</b>	<b>113</b>	<b>22.6</b>	<b>53</b>	<b>0</b>	1/1/17	at San Francisco	2	16	8.0	9	0
<b>Additional Stats:</b> Special Teams Tackles: 4, FF													
<b>TOTALS (14/0)</b>									<b>9</b>	<b>140</b>	<b>15.6</b>	<b>42t</b>	<b>2</b>
01/07 Detroit									0	0	0.0	0	0
01/14 at Atlanta									0	0	0.0	0	0
<b>TOTALS (2/0)</b>									<b>0</b>	<b>0</b>	<b>0.0</b>	<b>0</b>	<b>0</b>

### McEVOY'S NFL RECORD

Year	Club	G/S	No	Yds	Avg	LG	TD
2016	Seattle	14/0	9	140	15.6	42t	2
2017	Seattle	15/0	5	113	22.6	53	0
<b>NFL TOTALS</b>		<b>29/0</b>	<b>14</b>	<b>253</b>	<b>18.1</b>	<b>53</b>	<b>2</b>
<b>POSTSEASON</b>							
Year	Club	G/S	No	Yds	Avg	LG	TD
2016	Seattle	2/0	0	0	0.0	0	0
<b>NFL TOTALS</b>		<b>2/0</b>	<b>0</b>	<b>0</b>	<b>0.0</b>	<b>0</b>	<b>0</b>

### McEVOY'S SINGLE-GAME HIGHS

**Most Rec.:** 3 at Green Bay (12/11/16)      **Most Yards:** 53 vs. Houston (10/29/17)  
**Most TDs:** 1, 2 Times, Last Green Bay (12/11/16)      **Longest Reception:** 53 vs. Houston (10/29/17)

### ADDITIONAL STATS

**Special Teams Tackles:** 2016 (blocked punt), 2017 (4, FF); Career: 4, FF, blocked punt.  
**Passing:** 2016 (1-1, 43 yards), 2017 (0-1, INT) Career: (1-2, 43 yards, INT).



21

## J.D. McKISSIC

### RUNNING BACK

**Height** 5-10  
**Weight** 195  
**College** Arkansas State  
**Seasons** NFL 2nd, Seahawks 2nd  
**Born** August 15, 1993  
**Hometown** Phenix City, Ala.

## McKISSIC'S 2017 SEASON

at GB (9/10): Inactive. SF (9/17): Inactive. at Ten (9/24): Inactive. Indy (10/1): Active for first game of 2017 in place of C.J. Prosise (ankle) and first touch on offense resulted in a 30-yard TD run. Also had a 27-yard TD reception late in the game on a fourth down play. Atl (11/20): Set career highs in rush attempts (7) and receptions (5). at SF (11/26): Started first-career game. Phi (12/3): Scored third TD of the season on a 15-yard reception in the fourth quarter.

2017	Opponent	-----Rushing-----					-----Receiving-----					Total
		Att	Yds	Avg	LG	TD	Rec	Yds	Avg	LG	TD	
09/10	at Green Bay	Inactive										
09/17	San Francisco	Inactive										
09/24	at Tennessee	Inactive										
10/01	Indianapolis	4	38	9.5	30t	1	1	27	27.0	27t	1	65
10/08	at L.A. Rams	2	0	0.0	3	0	3	36	12.0	21	0	36
10/22	at N.Y. Giants	3	10	3.3	10	0	2	23	11.5	16	0	33
10/29	Houston	4	6	1.5	4	0	1	6	6.0	6	0	12
11/05	Washington	3	12	4.0	6	0	2	14	7.0	9	0	26
11/09	at Arizona	5	26	5.2	17	0	4	20	5.0	9	0	46
11/20	Atlanta	7	30	4.3	7	0	5	23	4.6	9	0	53
11/26	at San Francisco	4	22	5.5	14	0	4	24	6.0	12	0	46
12/03	Philadelphia	1	-1	-1.0	-1	0	1	15	15.0	15t	1	14
12/10	at Jacksonville	3	15	5.0	9	0	5	20	4.0	6	0	35
12/17	L.A. Rams	6	20	3.3	5	0	3	38	12.7	26	0	58
12/24	at Dallas	0	0	0.0	0	0	0	0	0.0	0	0	0
<b>TOTALS (12/1)</b>		<b>42</b>	<b>178</b>	<b>4.2</b>	<b>30t</b>	<b>1</b>	<b>31</b>	<b>246</b>	<b>7.9</b>	<b>27t</b>	<b>2</b>	<b>414</b>

**Additional Stats:** Special Teams Tackles: 1.

## McKISSIC'S NFL RECORD

Year	Club	G/S	Rushing					Receiving				
			Att	Yds	Avg	LG	TD	No	Yds	Avg	LG	TD
2016	Seattle	1/0	1	2	2.0	2	0	2	16	8.0	10	0
2017	Seattle	12/1	42	178	4.2	30t	1	31	246	7.9	27t	2
<b>NFL TOTALS</b>		<b>13/1</b>	<b>43</b>	<b>180</b>	<b>4.2</b>	<b>30t</b>	<b>1</b>	<b>33</b>	<b>262</b>	<b>7.9</b>	<b>27t</b>	<b>3</b>

### POSTSEASON

Year	Club	G/S	Rushing					Receiving				
			Att	Yds	Avg	LG	TD	No	Yds	Avg	LG	TD
2016	Seattle	2/0	1	3	3.0	3	0	1	5	5.0	5	0
<b>NFL TOTALS</b>		<b>2/0</b>	<b>1</b>	<b>3</b>	<b>3.0</b>	<b>3</b>	<b>0</b>	<b>1</b>	<b>5</b>	<b>5.0</b>	<b>5</b>	<b>0</b>

## McKISSIC'S SINGLE-GAME HIGHS

### Rushing


**Rush Attempts:** 7 vs. Atlanta (11/20/17)  
**Rush Yards:** 38 vs. Indianapolis (10/1/17)  
**Longest Rush:** 30 vs. Indianapolis (10/1/17)  
**Most Rush TDs:** 1 vs. Indianapolis (10/1/17)

### Receiving

**Most Rec.:** 5, 2 Times, Last at Jacksonville (12/10/17)  
**Most Rec. Yards:** 36 at L.A. Rams (10/8/17)  
**Longest Reception:** 27 vs. Indianapolis (10/1/17)  
**Most Rec. TDs:** 1, 2 Times,  
 Last vs. Philadelphia (12/3/17)

## ADDITIONAL STATS

Special Teams Tackles: 2017 (1); Career: 1.



38

**TRE MADDEN**  
FULLBACK

**Height** 6-0  
**Weight** 235  
**College** Southern California  
**Seasons** NFL 2nd, Seahawks 2nd  
**Born** August 16, 1993  
**Hometown** Aliso Viejo, Calif.

## MADDEN'S 2017 SEASON

Placed on injured reserve (calf) November 7. **at GB (9/10)**: Made first-career start at FB. **SF (9/17)**: Started at FB. **at Ten (9/24)**: Had a special teams tackle. **at NYG (10/22)**: Had first-career scrimmage touch on a reception. **Hou (10/29)**: Started third game of the season and had 66-yard reception. Also led the team with three special teams tackles.

2017	Opponent	-----Rushing-----					-----Receiving-----					Total
		Att	Yds	Avg	LG	TD	Rec	Yds	Avg	LG	TD	
09/10	at Green Bay	0	0	0.0	0	0	0	0	0.0	0	0	0
09/17	San Francisco	0	0	0.0	0	0	0	0	0.0	0	0	0
09/24	at Tennessee	0	0	0.0	0	0	0	0	0.0	0	0	0
10/01	Indianapolis	0	0	0.0	0	0	0	0	0.0	0	0	0
10/08	at L.A. Rams	0	0	0.0	0	0	0	0	0.0	0	0	0
10/22	at N.Y. Giants	0	0	0.0	0	0	1	-1	-1.0	-1	0	-1
10/29	Houston	0	0	0.0	0	0	1	66	66.0	66	0	66
11/05	Washington	0	0	0.0	0	0	0	0	0.0	0	0	0
<b>TOTALS (8/3)</b>		<b>0</b>	<b>0</b>	<b>0.0</b>	<b>0</b>	<b>0</b>	<b>2</b>	<b>65</b>	<b>32.5</b>	<b>66</b>	<b>0</b>	<b>65</b>

**Additional Stats:** Special Teams Tackles: 5.

## MADDEN'S NFL RECORD

Club	G/S	Rushing					Receiving				
		Att	Yds	Avg	LG	TD	No	Yds	Avg	LG	TD
2016 Seattle		Injured Reserve									
2017 Seattle	8/3	0	0	0.0	0	0	2	65	32.5	66	0
<b>NFL TOTALS</b>	<b>8/3</b>	<b>0</b>	<b>0</b>	<b>0.0</b>	<b>0</b>	<b>0</b>	<b>2</b>	<b>65</b>	<b>32.5</b>	<b>66</b>	<b>0</b>

### MADDEN'S SINGLE-GAME HIGHS

<p><b>Rushing</b></p> <p><b>Rush Attempts:</b> None</p> <p><b>Rush Yards:</b> None</p> <p><b>Longest Rush:</b> None</p> <p><b>Most Rush TDs:</b> None</p>	<p><b>Receiving</b></p> <p><b>Most Rec.:</b> 1, 2 Times, Last vs. Houston (10/29/17)</p> <p><b>Most Rec. Yards:</b> 66 vs. Houston (10/29/17)</p> <p><b>Longest Reception:</b> 66 vs. Houston (10/29/17)</p> <p><b>Most Rec. TDs:</b> None</p>
---	--

### ADDITIONAL STATS

Special Teams Tackles: 2017 (5); Career: 5.





41

## BYRON MAXWELL

### CORNERBACK

Height	6-1
Weight	198
College	Clemson
Seasons	NFL 7th, Seahawks 5th
Born	February 23, 1988
Hometown	North Charleston, S.C.

## MAXWELL'S NFL RECORD

Waived by Miami October 24. Signed with Seattle as a free agent November 14. **Atl (11/20)**: Pressed into playing time in first game at RCB after Shaquill Griffin suffered a concussion on the first series. **at SF (11/26)**: Started at RCB in place of Griffin (concussion). **Phi (12/3)**: Started at LCB and had seven tackles, two passes defended and an interception. **at Jax (12/10)**: Led team with nine tackles. **at Dal (12/24)**: Forced a fumble that led to Seattle's first score.

### MAXWELL'S 2017 GAME-BY-GAME

Game	G/S	T	S	A	QB	Yds.	QH	Int.	Yds.	PD	FF	FR	Yds.
<i>With Miami</i>													
TB (9/10)		Game Cancelled due to weather											
at LAC (9/17)	1/1	4	4	0	0.0	0.0	0	0	0	0	0	0	0
at NYJ (9/24)	1/1	4	4	0	0.0	0.0	0	0	0	0	1	0	0
<i>Games 4-7</i>													
Inactive													
<i>With Seattle</i>													
Atl (11/20)	1/0	3	3	0	0.0	0.0	0	0	0	1	0	0	0
at SF (11/26)	1/1	3	3	0	0.0	0.0	0	0	0	0	0	0	0
Phi (12/3)	1/1	7	4	3	0.0	0.0	0	1	0	2	0	0	0
at Jax (12/10)	1/1	9	9	0	0.0	0.0	0	0	0	1	0	0	0
LAR (12/17)	1/1	4	3	1	0.0	0.0	0	0	0	0	0	0	0
at Dal (12/24)	1/1	5	5	0	0.0	0.0	0	0	0	1	1	0	0
<b>Totals</b>	<b>8/7</b>	<b>39</b>	<b>35</b>	<b>4</b>	<b>0.0</b>	<b>0.0</b>	<b>0</b>	<b>1</b>	<b>0</b>	<b>5</b>	<b>2</b>	<b>0</b>	<b>0</b>

## MAXWELL'S NFL RECORD

Club	G/S	Tackles			Sacks		Interceptions									
		Tkl	So	Ast	QB	Yds	No	Yds	Avg	LG	TD	PD	FF	FR	Yds	
2011 Seattle	9/0	0	0	0	0.0	0.0	0	0	0.0	0	0	0	0	0	1	0
2012 Seattle	9/0	6	6	0	0.0	0.0	0	0	0.0	0	0	2	1	1	11	
2013 Seattle	16/5	25	22	3	0.0	0.0	4	6	1.5	6	0	12	1	1	0	
2014 Seattle	13/12	39	35	4	0.0	0.0	2	23	11.5	21	0	12	1	1	0	
2015 Philadelphia	14/14	64	53	11	0.0	0.0	2	22	11.0	22	0	10	2	1	2	
2016 Miami	13/13	53	43	10	0.0	0.0	2	29	14.5	27	0	15	4	0	0	
2017 Miami	2/2	8	8	0	0.0	0.0	0	0	0.0	0	0	0	1	0	0	
Seattle	6/5	31	27	4	0.0	0.0	1	0	0.0	0	0	5	1	0	0	
<b>NFL TOTALS</b>	<b>82/51</b>	<b>226</b>	<b>194</b>	<b>32</b>	<b>0.0</b>	<b>0.0</b>	<b>11</b>	<b>80</b>	<b>7.3</b>	<b>27</b>	<b>0</b>	<b>56</b>	<b>11</b>	<b>5</b>	<b>13</b>	

### POSTSEASON

Club	G/S	Tackles			Sacks		Interceptions								
		Tkl	So	Ast	QB	Yds	No	Yds	Avg	LG	TD	PD	FF	FR	Yds
2012 Seattle	1/0	0	0	0	0.0	0.0	0	0	0.0	0	0	0	0	0	0
2013 Seattle	3/3	12	8	4	0.0	0.0	0	0	0.0	0	0	2	1	0	0
2014 Seattle	3/2	11	10	1	0.0	0.0	1	5	5.0	5	0	1	0	0	0
<b>NFL TOTALS</b>	<b>7/5</b>	<b>23</b>	<b>18</b>	<b>5</b>	<b>0.0</b>	<b>0.0</b>	<b>1</b>	<b>5</b>	<b>5.0</b>	<b>5</b>	<b>0</b>	<b>3</b>	<b>1</b>	<b>0</b>	<b>0</b>

### MAXWELL'S SINGLE-GAME HIGHS

**Tackles:** 11 vs. Denver (9/21/14) **FF:** 1, 11 Times, Last at Dallas (12/24/17)  
**Sacks:** None **FR:** 1 vs. New Orleans (10/11/15)  
**Int.:** 2 at N.Y. Giants (12/15/13)

### ADDITIONAL STATS

**Special Teams Tackles:** 2011 (1), 2012 (8), 2013 (3); **Career:** (12).



51

## JUSTIN MARCH-LILLARD

### LINEBACKER

**Height** 6-0  
**Weight** 227  
**College** Akron  
**Seasons** NFL 3rd, Seahawks 1st  
**Born** July 5, 1993  
**Hometown** Danville, Ill.

#### NFL TRANSACTIONS:

05/11/15: Signed with Kansas City as undrafted rookie free agent  
 09/01/15: Placed on IR  
 02/16/16: Activated from IR  
 10/18/16: Placed on IR  
 12/21/16: Designated to return from IR  
 12/30/16: Activated from IR  
 09/02/17: Waived by Kansas City  
 09/03/17: Claimed off waivers by Miami  
 09/26/17: Waived by Miami  
 09/27/17: Claimed off waivers by Seattle

#### NFL CAREER HIGHLIGHTS:

- Originally signed with Kansas City as an undrafted free agent on May 11, 2015.
- Was waived by Kansas City following training camp in 2017 and was claimed by Miami. Saw action in two games for the Dolphins, all on special teams.
- Started the first five games of 2016 for the Chiefs totalling 22 tackles and two passes

defensed before before being placed on injured reserve. Returned from IR the final week of the regular season but was inactive. Saw action in one postseason game in 2016.

- Spent the entire 2015 season on injured reserve.

**COLLEGE:** Played in 46 games (35 starts), recording 250 tackles (125 solo), including 3.5 sacks (-22 yards) and 14 tackles for loss in four seasons at Akron. Also had four interceptions returned 34 yards, 14 pass breakups and two forced fumbles. Returned one interception for a touchdown in 2013.

**PERSONAL:** Four-year letterwinner at Danville High School in Danville, Ill. Earned first-team all-conference and all-area honors and was named all-area player of the year as a senior after he recorded 153 tackles. Played in the 2010 East-West All-Star Game. Member of two conference championship teams his junior and senior seasons. Also was a three-year letterwinner in basketball and a two-year letter-winner in baseball.

## MARCH-LILLARD'S NFL RECORD

Club	G/S	Tackles					Sacks		Interceptions						
		Tkl	So	Ast	QB	Yds	No	Yds	Avg	LG	TD	PD	FF	FR	Yds
2015 Kansas City	0/0	Injured Reserve													
2016 Kansas City	5/5	22	15	7	0.0	0.0	0	0	0.0	0	0	2	0	0	0
2017 Miami	2/0	0	0	0	0.0	0.0	0	0	0.0	0	0	0	0	0	0
Seattle	1/0	0	0	0	0.0	0.0	0	0	0.0	0	0	0	0	0	0
<b>NFL TOTALS</b>	<b>8/0</b>	<b>22</b>	<b>15</b>	<b>7</b>	<b>0.0</b>	<b>0.0</b>	<b>0</b>	<b>0</b>	<b>0.0</b>	<b>0</b>	<b>0</b>	<b>2</b>	<b>0</b>	<b>0</b>	<b>0</b>

#### POSTSEASON

Club	G/S	Tackles					Sacks		Interceptions						
		Tkl	So	Ast	QB	Yds	No	Yds	Avg	LG	TD	PD	FF	FR	Yds
2015 Kansas City	0/0	Injured Reserve													
2016 Kansas City	1/0	0	0	0	0.0	0.0	0	0	0.0	0	0	0	0	0	0
<b>NFL TOTALS</b>	<b>1/0</b>	<b>0</b>	<b>0</b>	<b>0</b>	<b>0.0</b>	<b>0.0</b>	<b>0</b>	<b>0</b>	<b>0.0</b>	<b>0</b>	<b>0</b>	<b>0</b>	<b>0</b>	<b>0</b>	<b>0</b>

## MARCH-LILLARD'S SINGLE-GAME HIGHS

**Tackles:** 9 vs. San Diego (9/11/16)  
**Sacks:** None  
**Int.:** None

**FF:** None  
**FR:** None

## ADDITIONAL STATS

**Special Teams Tackles:** 2017 (1); **Career:** 1.

## MARCH-LILLARD'S 2017 SEASON

Claimed off waivers from Miami on September 27. Waived October 7. **at Indy (10/1):** Saw action in first game with Seattle, all on special teams.

### MARCH-LILLARD'S 2017 GAME-BY-GAME

Game	G/S	T	S	A	QB	Yds.	QH	Int.	Yds.	PD	FF	FR	Yds.
<i>With Miami</i>													
at LAC (9/17)	1/0	Special Teams Only											
at NYJ (9/24)	1/0	Special Teams Only											
<i>With Seattle</i>													
Indy (10/1)	1/0	Special Teams Only											
<b>Totals</b>	<b>3/0</b>	<b>0</b>	<b>0</b>	<b>0</b>	<b>0.0</b>	<b>0.0</b>	<b>0</b>	<b>0</b>	<b>0</b>	<b>0</b>	<b>0</b>	<b>0</b>	<b>0</b>

**Additional Stats:** Special Teams Tackles: 1.



**70 REES ODHIAMBO**  
GUARD


Height 6-4  
Weight 315  
College Boise State  
Seasons NFL 2nd, Seahawks 2nd  
Born September 23, 1992  
Hometown Mansfield, Ohio  
Pronunciation Reece oh-dee-AHM-bo

## ODHIAMBO'S 2017 SEASON

Placed on injured reserve (fingers) November 8. **at GB (9/10)**: Made first-career start at LT. **SF (9/17)**: Started at LT. **at Ten (9/24)**: Started at LT. **Indy (10/1)**: Started at LT and helped lead team to 477 total yards, including a season high 194 rushing yards. **Wash (11/5)**: Inactive.

### ODHIAMBO'S NFL RECORD

Year	Team	GP/GS	Postseason
2016	Seattle	8/0	1/0
2017	Seattle	7/7	
<b>NFL TOTALS</b>		<b>15/7</b>	<b>1/0</b>



**69 TYLER OTT**  
LONG SNAPPER

Height 6-3  
Weight 253  
College Harvard  
Seasons NFL 3rd, Seahawks 2nd  
Born February 28, 1992  
Hometown Tulsa, Okla.

## OTT'S 2017 SEASON

**at GB (9/10)**: Handled snapping duties. **SF (9/17)**: Handled snapping duties. **at Ten (9/24)**: Handled snapping duties. **Indy (10/1)**: Handled snapping duties. **at LA (10/8)**: Handled snapping duties. **at NYG (10/22)**: Handled snapping duties. **Hou (10/29)**: Handled snapping duties and had a special teams tackle. **Wash (11/5)**: Handled snapping duties. **at Ariz (11/9)**: Handled snapping duties and had a special teams tackle. **Atl (11/20)**: Handled snapping duties. **at SF (11/26)**: Handled snapping duties. **Phi (12/3)**: Handled snapping duties. **at Jax (12/10)**: Handled snapping duties. **LAR (12/17)**: Handled snapping duties. **at Dal (12/24)**: Handled snapping duties.

**Additional Stats**: Special Teams Tackles: 3.

### OTT'S NFL RECORD

Year	Team	GP/GS	Postseason
2015	N.Y. Giants	1/0	
2016	Cincinnati	3/0	
	Seattle	-	2/0
2017	Seattle	15/0	
<b>NFL TOTALS</b>		<b>19/0</b>	<b>2/0</b>

### OTT'S ADDITIONAL STATS

**Special Teams Tackles**: 2017 (3); Career: 3.



77

ETHAN POCIC

GUARD/TACKLE

**Height** 6-6  
**Weight** 309  
**College** Louisiana State  
**NFL Seasons** Rookie  
**Born** August 5, 1995  
**Hometown** Lemont, Ill.  
**Pronunciation** POE-sick

## POCIC'S 2017 SEASON

**at GB (9/10):** Saw action on special teams. **SF (9/17):** Saw action on special teams. **at Ten (9/24):** Saw action on special teams and had a 13-yard kickoff return. **at LA (10/8):** Saw action on special teams and had a 13-yard kickoff return. **at NYG (10/22):** Saw first-career action on O-Line and started at LG in place of Luke Joeckel (knee). **Hou (10/29):** Started second-straight game at LG and helped block for Russell Wilson to pass for a franchise-record 452 yards. **at SF (11/26):** Started at RG and part of an O-Line that did not allow a sack for the first time since Week 14 of 2015. **Phi (12/3):** Started at RG. **at Jax (12/10):** Started at RG.

POCIC'S NFL RECORD				
Year	Team	—	GP/GS	Postseason
2017	Seattle	—	15/10	
<b>NFL TOTALS</b>		—	<b>15/10</b>	<b>0/0</b>



22

## C.J. PROISE

### RUNNING BACK

**Height** 6-1  
**Weight** 225  
**College** Notre Dame  
**Seasons** NFL 2nd, Seahawks 2nd  
**Born** May 20, 1994  
**Hometown** Petersburg, Va.

## PROISE'S 2017 SEASON

Placed on IR (ankle) November 14. **at GB (9/10)**: Saw action at RB. **SF (9/17)**: Saw action at RB. **Indy (10/1)**: Inactive (ankle). **at LA (10/8)**: Inactive (ankle). **at NYG (10/22)**: Returned to action but left early in the game after an ankle injury. **Hou (10/29)**: Inactive (ankle). **Wash (11/5)**: Inactive (ankle). **at Ariz (11/9)**: Returned to action, but left the game after injuring his ankle.

2017	Opponent	-----Rushing-----					-----Receiving-----					Total
		Att	Yds	Avg	LG	TD	Rec	Yds	Avg	LG	TD	
09/10	at Green Bay	4	11	2.8	8	0	0	0	0.0	0	0	11
09/17	San Francisco	0	0	0.0	0	0	3	22	7.3	9	0	22
09/24	at Tennessee	4	9	2.3	6	0	3	65	21.7	46	0	74
10/01	Indianapolis	Inactive (ankle)										
10/08	at L.A. Rams	Inactive (ankle)										
10/22	at N.Y. Giants	0	0	0.0	0	0	0	0	0.0	0	0	0
10/29	Houston	Inactive (ankle)										
11/05	Washington	Inactive (ankle)										
11/09	at Arizona	3	3	1.0	2	0	0	0	0.0	0	0	3
<b>TOTALS (5/0)</b>		<b>11</b>	<b>23</b>	<b>2.1</b>	<b>8</b>	<b>0</b>	<b>6</b>	<b>87</b>	<b>14.5</b>	<b>46</b>	<b>0</b>	<b>110</b>

## PROISE'S NFL RECORD

Team	G/S	Rushing					Receiving				
		Att	Yds	Avg	LG	TD	No	Yds	Avg	LG	TD
2016 Seattle	6/2	30	172	5.7	72t	1	17	208	12.2	43	0
2017 Seattle	5/0	11	23	2.1	8	0	6	87	14.5	46	0
<b>NFL TOTALS</b>	<b>11/2</b>	<b>41</b>	<b>195</b>	<b>4.8</b>	<b>72t</b>	<b>1</b>	<b>23</b>	<b>295</b>	<b>12.8</b>	<b>46</b>	<b>0</b>

### PROISE'S SINGLE-GAME HIGHS

<p><b>RUSHING</b>  <b>Rush Attempts:</b> 17 at New England (11/13/16)  <b>Rush Yards:</b> 76 vs. Philadelphia (11/20/16)  <b>Longest Rush:</b> 72t vs. Philadelphia (11/20/16)  <b>Most Rush TDs:</b> 1 vs. Philadelphia (11/20/16)</p>	<p><b>RECEIVING</b>  <b>Most Rec.:</b> 7 at New England (11/13/16)  <b>Most Rec. Yards:</b> 87 at New England (11/13/16)  <b>Longest Reception:</b> 46 at Tennessee (9/24/17)  <b>Most Rec. TDs:</b> None</p>
---	---

## PROISE'S GAME-BY-GAME

2016	Opponent	-----Rushing-----					-----Receiving-----					Total
		Att	Yds	Avg	LG	TD	Rec	Yds	Avg	LG	TD	
9/11	Miami	1	-2	-2.0	-2	0	1	13	13.0	13	0	11
Games 2-5 Inactive (wrist)												
10/23	at Arizona	1	0	0.0	0	0	2	17	8.5	9	0	17
10/30	at New Orleans	4	23	5.8	8	0	4	80	20.0	43	0	103
11/7	Buffalo	3	9	3.0	4	0	1	6	6.0	6	0	15
11/13	at New England	17	66	3.9	10	0	7	87	12.4	38	0	153
11/20	Philadelphia	4	76	19.0	72t	1	2	5	2.5	5	0	81
Games 11-16 Inactive (shoulder)												
<b>TOTALS (6/2)</b>		<b>30</b>	<b>172</b>	<b>5.7</b>	<b>72t</b>	<b>1</b>	<b>17</b>	<b>208</b>	<b>12.2</b>	<b>43</b>	<b>0</b>	<b>380</b>
1/7	Detroit	Inactive (shoulder)										
1/14	at Atlanta	Inactive (shoulder)										
<b>TOTALS (0/0)</b>		<b>0</b>	<b>0</b>	<b>0.0</b>	<b>0</b>	<b>0</b>	<b>0</b>	<b>0</b>	<b>0.0</b>	<b>0</b>	<b>0</b>	<b>0</b>



34

## THOMAS RAWLS

### RUNNING BACK

**Height** 5-9  
**Weight** 215  
**College** Central Michigan  
**Seasons** NFL 3rd, Seahawks 3rd  
**Born** August 3, 1993  
**Hometown** Flint, Mich.

## RAWLS' 2017 SEASON

at GB (9/10): Inactive (ankle). SF (9/17): Started at RB and had five rushes for four yards. at Ten (9/24): Saw limited action at RB. Indy (10/1): Inactive. at LA (10/8): Saw action at RB. at NYG (10/22): Started at RB and led team with 36 yards on 11 carries. Wash (11/5): Rushed nine times for 39 yards and had two receptions for 31 yards. at Ariz (11/9): Started and led team with 10 rushes for 27 yards. Atl (11/20): Inactive. at SF (11/26): Saw limited action at RB. at Jax (12/10): Saw limited action at RB. LAR (12/17): Inactive.

2017	Opponent	-----Rushing-----					-----Receiving-----					Total
		Att	Yds	Avg	LG	TD	Rec	Yds	Avg	LG	TD	
09/10	at Green Bay	Inactive (ankle)										
09/17	San Francisco	5	4	0.8	7	0	0	0	0.0	0	0	4
09/24	at Tennessee	0	0	0.0	0	0	0	0	0.0	0	0	0
10/01	Indianapolis	Inactive										
10/08	at L.A. Rams	8	20	2.5	7	0	2	15	7.5	14	0	35
10/22	at N.Y. Giants	11	36	3.3	9	0	1	16	16.0	16	0	52
10/29	Houston	6	-1	-0.2	3	0	0	0	0.0	0	0	-1
11/05	Washington	9	39	4.3	11	0	2	31	15.5	22	0	70
11/09	at Arizona	10	27	2.7	23	0	2	12	6.0	7	0	39
11/20	Atlanta	Inactive										
11/26	at San Francisco	0	0	0.0	0	0	0	0	0.0	0	0	0
12/03	Philadelphia	1	4	4.0	4	0	0	0	0.0	0	0	4
12/10	at Jacksonville	0	0	0.0	0	0	0	0	0.0	0	0	0
12/17	L.A. Rams	Inactive										
12/24	at Dallas	5	20	4.0	15	0	0	0	0.0	0	0	20
<b>TOTALS (11/3)</b>		<b>55</b>	<b>149</b>	<b>2.7</b>	<b>23</b>	<b>0</b>	<b>7</b>	<b>74</b>	<b>10.6</b>	<b>22</b>	<b>0</b>	<b>223</b>

## RAWLS' NFL RECORD

Club	Team	G/S	Rushing					Receiving				
			Att	Yds	Avg	LG	TD	No	Yds	Avg	LG	TD
2015	Seattle	13/7	147	830	5.6	69t	4	9	76	8.4	31t	1
2016	Seattle	9/7	109	349	3.2	45t	3	13	96	7.4	20	0
2017	Seattle	11/3	55	149	2.7	23	0	7	74	10.6	22	0
<b>NFL TOTALS</b>		<b>33/18</b>	<b>311</b>	<b>1,328</b>	<b>4.3</b>	<b>69t</b>	<b>7</b>	<b>29</b>	<b>246</b>	<b>8.5</b>	<b>31t</b>	<b>1</b>

### POSTSEASON

Club	Team	G/S	Rushing					Receiving				
			Att	Yds	Avg	LG	TD	No	Yds	Avg	LG	TD
2015	Seattle	Injured Reserve (ankle)										
2016	Seattle	2/2	38	195	5.1	32	1	1	1	1.0	1	0
<b>NFL TOTALS</b>		<b>2/2</b>	<b>38</b>	<b>195</b>	<b>5.1</b>	<b>32</b>	<b>1</b>	<b>1</b>	<b>1</b>	<b>1.0</b>	<b>1</b>	<b>0</b>

## RAWLS' SINGLE-GAME HIGHS

### RUSHING

**Rush Attempts:** 30 vs. San Francisco (11/22/15)  
**Rush Yards:** 209 vs. San Francisco (11/22/15)  
**Longest Rush:** 69t at Cincinnati (10/11/15)  
**Most Rush TDs:** 2 vs. Carolina (12/4/16)

### RECEIVING

**Most Rec.:** 3, 3 Times, Last at L.A. Rams (9/18/16)  
**Most Rec. Yards:** 46 vs. San Francisco (11/22/15)  
**Longest Reception:** 31t vs. San Francisco (11/22/15)  
**Most Rec. TDs:** 1 vs. San Francisco (11/22/15)

## RAWLS' GAME-BY-GAME

2015	Opponent	-----Rushing-----					-----Receiving-----					Total
		Att	Yds	Avg	LG	TD	Rec	Yds	Avg	LG	TD	
9/13	at St. Louis	2	5	2.5	4	0	0	0	0.0	0	0	5
9/20	at Green Bay	0	0	0.0	0	0	0	0	0.0	0	0	0
9/27	Chicago	16	104	6.5	21	0	0	0	0.0	0	0	104
10/5	Detroit	17	48	2.8	10	0	1	-1	-1.0	-1	0	47
10/11	at Cincinnati	23	169	7.3	69t	1	0	0	0.0	0	0	169
10/18	Carolina	1	8	8.0	8	0	0	0	0.0	0	0	8
10/22	at San Francisco	6	32	5.3	17	0	2	9	4.5	5	0	41
11/1	at Dallas	4	10	2.5	7	0	0	0	0.0	0	0	10
11/15	Arizona	2	19	9.5	13	0	0	0	0.0	0	0	19
11/22	San Francisco	30	209	7.0	30	1	3	46	15.3	31t	1	255
11/29	Pittsburgh	21	81	3.9	17	1	0	0	0.0	0	0	81
12/6	at Minnesota	19	101	5.3	20	1	3	22	7.3	9	0	123
12/13	at Baltimore	6	44	7.3	16	0	0	0	0.0	0	0	44
<b>TOTALS (13/7)</b>		<b>147</b>	<b>830</b>	<b>5.6</b>	<b>69t</b>	<b>4</b>	<b>9</b>	<b>76</b>	<b>8.4</b>	<b>31t</b>	<b>1</b>	<b>906</b>

2016	Opponent	-----Rushing-----					-----Receiving-----					Total
		Att	Yds	Avg	LG	TD	Rec	Yds	Avg	LG	TD	
9/11	Miami	12	32	2.7	8	0	3	26	8.7	11	0	58
9/18	at L.A. Rams	7	-7	-1.0	-11	0	3	15	5.0	11	0	8
Games 3-9		Inactive (fibula)										
11/20	Philadelphia	14	57	4.1	18	0	3	31	10.3	20	0	88
11/27	at Tampa Bay	12	38	3.2	8	0	0	0	0.0	0	0	38
12/4	Carolina	15	106	7.1	45t	2	1	12	12.0	12	0	118
12/11	at Green Bay	12	67	5.6	15	0	1	7	7.0	7	0	74
12/15	L.A. Rams	21	34	1.6	12	0	2	5	2.5	6	0	39
12/24	Arizona	8	8	1.0	4	0	0	0	0.0	0	0	8
1/1/17	at San Francisco	8	14	1.8	7	1	0	0	0.0	0	0	14
<b>TOTALS (9/7)</b>		<b>109</b>	<b>349</b>	<b>3.2</b>	<b>45t</b>	<b>3</b>	<b>13</b>	<b>96</b>	<b>7.4</b>	<b>20</b>	<b>0</b>	<b>393</b>
1/7	Detroit	27	161	6.0	32	1	1	1	1.0	1	0	162
1/14	at Atlanta	11	34	3.1	11	0	0	0	0.0	0	0	34
<b>TOTALS (2/2)</b>		<b>38</b>	<b>195</b>	<b>5.1</b>	<b>32</b>	<b>1</b>	<b>1</b>	<b>1</b>	<b>1.0</b>	<b>1</b>	<b>0</b>	<b>196</b>



90

## JARRAN REED

DEFENSIVE TACKLE

Height	6-3
Weight	306
College	Alabama
Seasons	NFL 2nd, Seahawks 2nd
Born	December 16, 1992
Hometown	Goldsboro, N.C.
Pronunciation	JAIR-in

### REED'S 2017 SEASON

at GB (9/10): Started at DT and had three tackles. SF (9/17): Started at DT and had four tackles. Indy (10/1): Started at DT. at LA (10/8): Started at DT and helped limit Rams to zero points over the final 40 minutes. at NYG (10/22): Had a career-high seven tackles, including a sack and first-career FF that was recovered by Frank Clark. The turnover set up a Seahawks TD. Wash (11/5): Had five tackles, including half a sack. at Ariz (11/9): Injured hamstring and did not return. Atl (11/20): Inactive (hamstring).

#### REED'S 2017 GAME-BY-GAME

Game	G/S	T	S	A	QB	Yds.	QH	Int.	Yds.	PD	FF	FR	Yds.
at GB (9/10)	1/1	3	2	1	0.0	0.0	0	0	0	0	0	0	0
SF (9/17)	1/1	4	1	3	0.0	0.0	0	0	0	0	0	0	0
at Ten (9/24)	1/1	1	1	0	0.0	0.0	0	0	0	1	0	0	0
Indy (10/1)	1/1	3	1	2	0.0	0.0	1	0	0	0	0	0	0
at LA (10/8)	1/1	1	0	1	0.0	0.0	0	0	0	0	0	0	0
at NYG (10/22)	1/1	7	7	0	1.0	3.0	1	0	0	0	1	0	0
Hou (10/29)	1/1	4	2	2	0.0	0.0	1	0	0	0	0	0	0
Wash (11/5)	1/1	5	2	3	0.5	4.5	2	0	0	0	0	0	0
at Ariz (11/9)	1/1	0	0	0	0.0	0.0	0	0	0	0	0	0	0
Atl (11/20)	0/0	Inactive (hamstring)											
at SF (11/26)	1/1	1	0	1	0.0	0.0	0	0	0	0	0	0	0
Phi (12/3)	1/1	3	1	2	0.0	0.0	0	0	0	0	0	0	0
at Jax (12/10)	1/1	0	0	0	0.0	0.0	0	0	0	0	0	0	0
LAR (12/17)	1/1	5	1	4	0.0	0.0	0	0	0	0	0	0	0
at Dal (12/24)	1/1	2	1	1	0.0	0.0	1	0	0	0	0	0	0
<b>Totals</b>	<b>14/14</b>	<b>39</b>	<b>19</b>	<b>20</b>	<b>1.5</b>	<b>7.5</b>	<b>6</b>	<b>0</b>	<b>0</b>	<b>1</b>	<b>1</b>	<b>0</b>	<b>0</b>

### REED'S NFL RECORD

Club	G/S	Tackles			Sacks		Interceptions								
		Tkl	So	Ast	QB	Yds	No	Yds	Avg	LG	TD	PD	FF	FR	Yds
2016 Seattle	15/6	35	13	22	1.5	3.5	0	0	0.0	0	0	3	0	0	0
2017 Seattle	14/14	39	19	20	1.5	7.5	0	0	0.0	0	0	1	1	0	0
<b>NFL TOTALS</b>	<b>29/20</b>	<b>74</b>	<b>32</b>	<b>42</b>	<b>3.0</b>	<b>11.0</b>	<b>0</b>	<b>0</b>	<b>0.0</b>	<b>0</b>	<b>0</b>	<b>4</b>	<b>1</b>	<b>0</b>	<b>0</b>

#### REED'S SINGLE-GAME HIGHS

**Tackles:** 7 at N.Y. Giants (10/22/17) **FF:** 1 at N.Y. Giants (10/22/17)  
**Sacks:** 1.0, 2 Times, Last at N.Y. Giants (10/22/17) **FR:** None  
**Int.:** None



10

## PAUL RICHARDSON

WIDE RECEIVER

Height	6-0
Weight	183
College	Colorado
Seasons	NFL 4th, Seahawks 4th
Born	April 13, 1992
Hometown	Los Angeles, Calif.

### P. RICHARDSON'S 2017 SEASON

at GB (9/10): Made first start since 2014 and had four receptions for 59 yards. SF (9/17): Dislocated a finger early in the game, but returned to have two receptions for 19 yards, including the game-winning 9-yard TD reception in the fourth quarter. at Ten (9/24): Had a TD reception for second-straight week. Hou (10/29): Set career highs in receptions (6), yards (105), and TDs (2). Had a key 48-yard reception on the game-winning, 3-play TD drive. Wash (11/5): Didn't start when team opened in 3-TE set. at Ariz (11/9): Had a 43-yard reception just before half that set up a FG. at SF (11/26): Led team with 70 yards. at Jax (12/10): Had 72 yards, including a career-long 61-yard TD, on three receptions.

2017	Opponent	No	Yds	Avg	LG	TD	2017	Opponent	No	Yds	Avg	LG	TD
09/10	at Green Bay	4	59	14.8	28	0	11/09	at Arizona	1	43	43.0	43	0
09/17	San Francisco	2	19	9.5	10	1	11/20	Atlanta	5	56	11.2	18	0
09/24	at Tennessee	2	30	15.0	22	1	11/26	at San Francisco	4	70	17.5	26	0
10/01	Indianapolis	3	65	21.7	37	0	12/03	Philadelphia	2	8	4.0	7	0
10/08	at L.A. Rams	3	35	11.7	14	0	12/10	at Jacksonville	3	72	24.0	61t	1
10/22	at N.Y. Giants	2	61	30.5	38t	1	12/17	L.A. Rams	2	18	9.0	11	0
10/29	Houston	6	105	17.5	48	2	12/24	at Dallas	2	21	10.5	11	0
11/05	Washington	3	41	13.7	26	0	<b>TOTALS (15/12)</b>		<b>44</b>	<b>703</b>	<b>15.9</b>	<b>61t</b>	<b>6</b>

### RICHARDSON'S NFL RECORD

Year	Club	G/S	No	Yds	Avg	LG	TD
2014	Seattle	15/6	29	271	9.3	32	1
2015	Seattle	1/0	1	40	40.0	40	0
2016	Seattle	15/0	21	288	13.7	39	1
2017	Seattle	15/12	44	703	15.9	61t	6
<b>NFL TOTALS</b>		<b>46/19</b>	<b>95</b>	<b>1,294</b>	<b>13.6</b>	<b>61t</b>	<b>8</b>

#### POSTSEASON

Year	Club	G/S	No	Yds	Avg	LG	TD	
2014	Seattle	1/0	1	21	21.0	21	0	
2015	Seattle	Injured Reserve (hamstring)						
2016	Seattle	2/1	7	131	18.7	40	1	
<b>NFL TOTALS</b>		<b>3/1</b>	<b>8</b>	<b>152</b>	<b>19.0</b>	<b>40</b>	<b>1</b>	

#### RICHARDSON'S SINGLE-GAME HIGHS

**Most Receptions:** 6 vs. Houston (10/29/17) **Most Yards:** 105 vs. Houston (10/29/17)  
**Most TDs:** 2 vs. Houston (10/29/17) **Longest Reception:** 61t at Jacksonville (12/10/17)

#### ADDITIONAL STATS

**Special Teams Tackles:** 2016 (2); Career: (2).  
**Kickoff Returns:** 2014 (16 for 376 yards, 23.5 avg., long of 47), 2016 (5 for 105 yards, 21.0 avg., long of 32); Career: (21 for 481 yards, 22.9 avg. long of 47). **Rushing:** 2016 (1 for 5 yards); Career: (1 for 5 yards).



## P. RICHARDSON'S GAME-BY-GAME RECEIVING

2014	Opponent	No	Yds	Avg	LG	TD	2015	Opponent	No	Yds	Avg	LG	TD
09/04	Green Bay	0	0	0.0	0	0	Games 1-8						
09/14	at San Diego	0	0	0.0	0	0	11/15	Arizona	1	40	40.0	40	0
09/21	Denver	1	7	7.0	7	0	11/22	San Francisco	Inactive (Hamstring)				
10/06	at Washington	0	0	0.0	0	0	11/29	Pittsburgh	Inactive (Hamstring)				
10/12	Dallas	Inactive					<b>TOTALS (1/0)</b>		<b>1</b>	<b>40</b>	<b>40.0</b>	<b>40</b>	<b>0</b>
10/19	at St. Louis	4	33	8.3	11	0	<b>2016</b>	<b>Opponent</b>	<b>No</b>	<b>Yds</b>	<b>Avg</b>	<b>LG</b>	<b>TD</b>
10/26	at Carolina	2	20	10.0	11	0	9/11	Miami	1	11	11.0	11	0
11/02	Oakland	3	12	4.0	10	0	9/18	at L.A. Rams	3	35	11.7	14	0
11/09	NY Giants	0	0	0.0	0	0	9/25	San Francisco	0	0	0.0	0	0
11/16	at Kansas City	3	24	8.0	10	0	10/2	at N.Y. Jets	1	27	27.0	27	0
11/23	Arizona	0	0	0.0	0	0	10/16	Atlanta	0	0	0.0	0	0
11/27	at San Francisco	1	6	6.0	6	0	10/23	at Arizona	1	10	10.0	10	0
12/07	at Philadelphia	2	27	13.5	20	0	10/30	at New Orleans	2	33	16.5	23	0
12/14	San Francisco	3	30	10.0	11	1	11/7	Buffalo	1	15	17.0	15	0
12/21	at Arizona	5	52	10.4	22	0	11/13	at New England	2	52	26.0	39	0
12/28	St. Louis	5	60	12.0	32	0	11/20	Philadelphia	1	6	6.0	6	0
<b>TOTALS (15/6)</b>		<b>29</b>	<b>271</b>	<b>9.3</b>	<b>32</b>	<b>1</b>	11/27	at Tampa Bay	1	17	17.0	17	0
1/10	Carolina	1	21	21.0	21	0	12/4	Carolina	Inactive (hamstring)				
<b>PLAYOFFS (1/0)</b>		<b>1</b>	<b>21</b>	<b>21.0</b>	<b>21</b>	<b>0</b>	12/11	at Green Bay	0	0	0.0	0	0
							12/15	L.A. Rams	0	0	0.0	0	0
							12/24	Arizona	4	42	10.5	16	1
							1/1/17	at San Francisco	4	40	10.0	18	0
							<b>TOTALS (15/0)</b>		<b>21</b>	<b>288</b>	<b>13.7</b>	<b>39</b>	<b>1</b>
							1/7	Detroit	3	48	16.0	27	1
							1/14	at Atlanta	4	83	20.8	40	0
							<b>TOTALS (2/1)</b>		<b>7</b>	<b>131</b>	<b>18.7</b>	<b>40</b>	<b>1</b>



91

## SHELDON RICHARDSON

### DEFENSIVE TACKLE

**Height** 6-3  
**Weight** 295  
**College** Missouri  
**Seasons** NFL 5th, Seahawks 1st  
**Born** November 29, 1990  
**Hometown** St. Louis, Mo.



#### NFL TRANSACTIONS:

04/25/13: Drafted by N.Y. Jets (1st Round, 13th)  
 09/05/15: Reserve/Suspended  
 09/03/16: Reserve/Suspended  
 09/01/17: Traded to Seattle

#### NFL CAREER HIGHLIGHTS:

- Originally drafted by the New York Jets in the first round (13th overall) in the 2013 NFL Draft.
- Started 56-of-58 games and posted 298 tackles, 18.0 sacks, six forced fumbles and three fumble recoveries in four seasons with the Jets.
- In 2014, led the team with a career-best 8.0 sacks, adding 84 tackles and earning his first Pro Bowl.
- Named NFL Defensive Rookie of the Year (2013) after starting 15-of-16 games, amassing 101 tackles, 3.5 sacks, one forced fumble, one pass defended and two rushing touchdowns.
- Tied with DL William "The Refrigerator" Perry for the most rushing touchdowns in a season and career by a defensive lineman with two.

**HONORS:** 2014: Pro Bowl. 2013: NFL Defensive Rookie of the Year.

**COLLEGE:** Started 23-of-34 college games he played, including 13-of-24 in two seasons at Missouri. In his time with the Tigers, recorded 116 tackles, 6.0 sacks, nine QB pressures, two fumble recoveries and four forced fumbles. Started all 11 games as a redshirt junior and earned All-American Dream Team and All-SEC second-team honors from The NFL Draft Report. Led SEC defensive tackles with a career-high 79 tackles. Registered 4.0 sacks, seven QB pressures, three forced fumbles, two fumble recoveries, three passes defended and blocked a kick. In his lone season at College of the Sequoias, he registered 65 tackles (including 17.0 for loss), 2.5 sacks, 15 QB pressures and two passes defended.

**PERSONAL:** Played high school football at Gateway Technical (MO) HS. As a senior, was considered the best defensive tackle and fourth-best player overall in the nation by Rivals.com. Named first-team All-American by EA Sports after he scored six defensive touchdowns and recorded 88 tackles and 19.0 sacks, while adding seven fumble recoveries, five forced fumbles and one interception. The five-star recruit (Rivals.com) also added 27 receptions for 541 yards and eight touchdowns from the tight end position. Son of Zelda and Michael Richardson. While in high school, he lettered in basketball and baseball. Also participated in track and field as a weight man.

### S. RICHARDSON'S SINGLE-GAME HIGHS

**Tackles:** 9, 3 Times, Last vs. Buffalo (10/26/14)      **FF:** 1, 6 Times, Last vs. Philadelphia (12/3/17)  
**Sacks:** 3.0, at Minnesota (12/7/14)      **FR:** 1, 5 Times, Last at Arizona (11/9/17)  
**INT:** 1, at L.A. Rams (10/8/17)

### ADDITIONAL STATS

**Safeties:** 2014 (1); **Career:** (3).  
**Rushing:** 2013 (4 rushes, 4 yards, 1.0 avg., 1 long); **Career:** (4 rushes, 4 yards, 1.0 avg., 1 long).  
**Rushing Touchdowns:** 2013 (2); **Career:** (2).

## S. RICHARDSON'S 2017 SEASON

**at GB (9/10):** Started at DT in first game with Seattle and had four solo stops. **at LA (10/8):** Hauled in first-career interception on an attempted screen pass. Also recovered a Frank Clark forced fumble and returned it 20 yards late in the fourth quarter that set up the Seahawks final field goal. **Wash (11/5):** Inactive (oblique). **at Ariz (11/9):** Returned to starting lineup and had a FR. **Phi (12/3):** Forced a Carson Wentz fumble right at the Seahawks goal line that resulted in touchback out of the end zone.

### S. RICHARDSON'S 2017 GAME-BY-GAME

Game	G/S	T	S	A	QB	Yds.	QH	Int.	Yds.	PD	FF	FR	Yds.
at GB (9/10)	1/1	4	4	0	0.0	0.0	1	0	0	0	0	0	0
SF (9/17)	1/1	2	0	2	0.0	0.0	1	0	0	0	0	0	0
at Ten (9/24)	1/1	2	2	0	0.0	0.0	0	0	0	0	0	0	0
Indy (10/1)	1/1	4	1	3	0.0	0.0	0	0	0	0	0	0	0
at LA (10/8)	1/1	0	0	0	0.0	0.0	0	1	5	1	0	1	20
at NYG (10/22)	1/1	2	1	1	0.0	0.0	0	0	0	0	0	0	0
Hou (10/29)	1/1	1	0	1	0.0	0.0	1	0	0	0	0	0	0
Wash (11/5)	0/0	Inactive (Oblique)											
at Ariz (11/9)	1/1	2	2	0	0.0	0.0	0	0	0	0	0	1	0
Atl (11/20)	1/1	6	4	2	1.0	5.0	1	0	0	0	0	0	0
at SF (11/26)	1/1	6	4	2	0.0	0.0	2	0	0	0	0	0	0
Phi (12/3)	1/1	4	2	2	0.0	0.0	2	0	0	0	1	0	0
at Jax (12/10)	1/1	2	2	0	0.0	0.0	0	0	0	0	0	0	0
LAR (12/17)	1/1	2	1	1	0.0	0.0	0	0	0	0	0	0	0
at Dal (12/24)	1/1	4	2	2	0.0	0.0	0	0	0	0	0	0	0
<b>Totals</b>	<b>14/14</b>	<b>41</b>	<b>25</b>	<b>16</b>	<b>1.0</b>	<b>5.0</b>	<b>8</b>	<b>1</b>	<b>5</b>	<b>1</b>	<b>1</b>	<b>2</b>	<b>20</b>

## S. RICHARDSON'S NFL RECORD

Club	G/S	Tackles			Sacks		Interceptions								
		Tkl	So	Ast	QB	Yds	No	Yds	Avg	LG	TD	PD	FF	FR	Yds
2013 N.Y. Jets	16/15	78	42	36	3.5	29.0	0	0	0.0	0	0	1	1	0	0
2014 N.Y. Jets	16/16	67	42	25	8.0	41.5	0	0	0.0	0	0	1	1	1	0
2015 N.Y. Jets	11/11	35	20	15	5.0	28.5	0	0	0.0	0	0	2	2	0	0
2016 N.Y. Jets	15/14	62	38	24	1.5	13.0	0	0	0.0	0	0	2	1	2	0
2017 Seattle	14/14	41	25	16	1.0	5.0	1	5	5.0	5	0	1	1	2	20
<b>NFL TOTALS</b>	<b>72/70</b>	<b>283</b>	<b>167</b>	<b>116</b>	<b>19.0</b>	<b>117.0</b>	<b>1</b>	<b>5</b>	<b>5.0</b>	<b>5</b>	<b>0</b>	<b>7</b>	<b>6</b>	<b>5</b>	<b>20</b>



64

**JORDAN ROOS**  
GUARD

Height	6-3
Weight	302
College	Purdue
NFL Seasons	Rookie
Born	July 6, 1993
Hometown	Celina, Texas

## ROOS' 2017 SEASON

at GB (9/10): Inactive. SF (9/17): Inactive. at Ten (9/24): Inactive. Indy (10/1): Inactive. at LA (10/8): Inactive. at NYG (10/22): Inactive. Hou (10/29): Inactive. Wash (11/5): Inactive. at Ariz (11/9): Inactive. Atl (11/20): Active for first-career game and saw action on special teams. at SF (11/26): Saw action on special teams. Phi (12/3): Saw first action on offense at FB in goal line package. at Jax (12/10): Saw action on special teams. at Dal (12/24): Saw action on special teams.

### ROOS' NFL RECORD

Year	Team	—	GP/GS	Postseason
2017	Seattle	—	6/0	
<b>NFL TOTALS</b>		—	<b>6/0</b>	<b>0/0</b>



9

## JON RYAN

### PUNTER

**Height** 6-0  
**Weight** 217  
**College** Regina  
**Seasons** NFL 12th, Seahawks 10th  
**Born** November 26, 1981  
**Hometown** Regina, Saskatchewan

## RYAN'S 2017 SEASON

**at GB (9/10):** Landed four punts inside the 20. **at NYG (10/22):** Landed all five punts inside the 20. **at Ariz (11/9):** Averaged a season-high 49.8 yards on eight punts. **Ati (11/20):** Punted just once. **at SF (11/26):** Averaged 47.8 yards on six punts, including a 74-yard punt, longest since 2011.

2017 Opponent	No	Yds	Avg	Net Avg	LG	I20	TB	Blk
09/10 at Green Bay	6	275	45.8	45.8	59	4	0	0
09/17 San Francisco	7	309	44.1	38.4	57	3	0	0
09/24 at Tennessee	8	388	48.5	39.6	64	0	1	0
10/01 Indianapolis	1	35	35.0	35.0	35	1	0	0
10/08 at L.A. Rams	6	237	39.5	39.5	44	2	0	0
10/22 at N.Y. Giants	5	190	38.0	38.0	49	5	0	0
10/29 Houston	5	237	47.4	42.0	55	1	0	0
11/05 Washington	6	263	43.8	39.3	59	1	1	0
11/09 at Arizona	8	398	49.8	42.1	57	3	0	0
11/20 Atlanta	1	43	43.0	43.0	43	0	0	0
11/26 at San Francisco	6	288	47.8	38.3	74	2	2	0
12/03 Philadelphia	5	199	39.8	39.8	45	2	0	0
12/10 at Jacksonville	4	181	45.3	27.3	60	2	0	0
12/17 L.A. Rams	9	427	47.4	31.0	61	0	1	0
12/24 at Dallas	7	323	46.1	41.6	54	1	0	0
<b>TOTALS</b>	<b>84</b>	<b>3,793</b>	<b>45.2</b>	<b>38.8</b>	<b>74</b>	<b>27</b>	<b>5</b>	<b>0</b>

## RYAN'S NFL RECORD

Club	G/S	No	Yds	Avg	Net Avg	LG	I20	TB	Blk
2006 Green Bay	16/0	84	3,739	44.5	35.7	66	17	12	0
2007 Green Bay	16/0	60	2,664	44.4	37.6	72	18	11	2
2008 Seattle	15/0	78	3,557	45.6	37.9	63	22	12	1
2009 Seattle	16/0	88	4,068	46.2	38.7	70	28	9	0
2010 Seattle	16/0	78	3,254	41.7	37.3	63	27	1	0
2011 Seattle	16/0	95	4,431	46.6*	39.3	77*	34	8	0
2012 Seattle	16/0	65	2,963	45.6	40.8*	73	30	3	0
2013 Seattle	16/0	74	3,159	42.7	39.2	69	28	5	2
2014 Seattle	16/0	61	2,688	44.1	38.3	66	28	6	1
2015 Seattle	16/0	68	3,105	45.7	37.9	73	24	7	0
2016 Seattle	16/0	71	3,126	44.0	39.3	64	26	3	1
2017 Seattle	15/0	84	3,793	45.2	38.8	74	27	5	0
<b>NFL TOTALS</b>	<b>190/0</b>	<b>906</b>	<b>40,547</b>	<b>44.8</b>	<b>38.4</b>	<b>77</b>	<b>309</b>	<b>82</b>	<b>7</b>

### POSTSEASON

Club	G/S	No	Yds	Avg	Net Avg	LG	I20	TB	Blk
2007 Green Bay	2/0	9	298	33.1	28.2	43	3	1	0
2010 Seattle	2/0	13	470	36.2	33.0	52	4	0	0
2012 Seattle	2/0	6	214	35.7	30.3	50	2	1	0
2013 Seattle	3/0	9	356	39.6	28.9	46	2	0	0
2014 Seattle	3/0	15	635	42.3	36.2	61	6	0	0
2015 Seattle	2/0	8	286	35.8	34.9	42	4	0	0
2016 Seattle	2/0	5	232	46.4	44.4	60	2	0	0
<b>NFL TOTALS</b>	<b>16/0</b>	<b>65</b>	<b>2,491</b>	<b>38.3</b>	<b>35.1</b>	<b>61</b>	<b>23</b>	<b>2</b>	<b>0</b>

\* Club Record

## RYAN'S SINGLE-GAME HIGHS

**Punts:** 11 vs. Philadelphia (11/2/08)  
**Avg. (3 min.):** 61.0 at Dallas (11/6/11)  
**Net (3 min.):** 58.3 at Dallas (11/6/11)

**Longest:** 77\* at San Francisco (9/11/11)  
**Inside 20:** 6, 3 Times, Last at Miami (11/25/12)

## ADDITIONAL STATS

**Special Teams Tackles:** 2006 (1), 2007 (FR), 2009 (3), 2011 (3), 2015 (2); **Career:** (9, FR). **Passing:** 2007: 1-1 for 18 yards, 2009: 1-1 for 42 yards, 2016: 0-1 for 0 yards, 2017: 1-1 for -4 yards; **Career:** 3-4 for 56 yards.  
**Rushing:** 2006: One for -11, 2007: Two for 7, 2009: One for 0, 2010: One for -9; 2014: Two for 5 (fake FG and fumble punt snap), 2016: One for 26 (fake punt); **Career:** Eight for 18 yards.  
**Postseason Special Teams Passing:** 2014 (1-1, 19-yard TD on Fake FG). **Rushing:** 2015 (One for 4 yards following a low snap).



25

**RICHARD SHERMAN**  
CORNERBACK

**Height** 6-3  
**Weight** 195  
**College** Stanford  
**Seasons** NFL 7th, Seahawks 7th  
**Born** March 30, 1988  
**Hometown** Compton, Calif.

## SHERMAN'S 2017 SEASON

Placed on injured reserve (Achilles) November 14. **GB (9/10)**: Started at left CB and had two solo tackles. **SF (9/17)**: Fought through sore hamstring during the practice week and started at LCB and had five tackles. **Indy (10/1)**: Part of a defense that limited the Colts to 32 total yards in the second half, including zero passing. **at LA (10/8)**: Helped limit NFL's leading scoring offense (35.5) 10 total points and zero over the final 40 minutes. **Hou (10/29)**: Had two interceptions in a game for the sixth time of career. **at Ariz (11/9)**: Injured Achilles in the third quarter and did not return.

### SHERMAN'S 2017 GAME-BY-GAME

Game	G/S	T	S	A	QB	Yds.	QH	Int.	Yds.	PD	FF	FR	Yds.
at GB (9/10)	1/1	2	2	0	0.0	0.0	0	0	0	0	0	0	0
SF (9/17)	1/1	5	4	1	0.0	0.0	0	0	0	0	0	1	0
at Ten (9/24)	1/1	3	2	1	0.0	0.0	0	0	0	1	0	0	0
Indy (10/1)	1/1	2	1	1	0.0	0.0	0	0	0	1	0	0	0
at LA (10/8)	1/1	6	6	0	0.0	0.0	0	0	0	0	0	0	0
at NYG (10/22)	1/1	3	2	1	0.0	0.0	0	0	0	1	0	0	0
Hou (10/29)	1/1	4	1	3	0.0	0.0	0	2	20	2	0	0	0
Wash (11/5)	1/1	6	4	2	0.0	0.0	0	0	0	1	0	0	0
at Ariz (11/9)	1/1	4	3	1	0.0	0.0	0	0	0	1	0	0	0
<b>Totals</b>	<b>9/9</b>	<b>35</b>	<b>25</b>	<b>10</b>	<b>0.0</b>	<b>0.0</b>	<b>0</b>	<b>2</b>	<b>20</b>	<b>7</b>	<b>0</b>	<b>1</b>	<b>0</b>

## SHERMAN'S NFL RECORD

Club	G/S	Tackles			Sacks		Interceptions								
		Tkl	So	Ast	QB	Yds	No	Yds	Avg	LG	TD	PD	FF	FR	Yds
2011 Seattle	16/10	53	46	7	0.0	0.0	4	45	11.3	33	0	17	1	0	0
2012 Seattle	16/16	62	52	10	1.0	16.0	8	57	7.1	29	1	24	3	1	0
2013 Seattle	16/16	49	38	11	0.0	0.0	8	125	15.6	58t	1	19	0	0	0
2014 Seattle	16/16	57	45	12	0.0	0.0	4	81	10.3	53	0	8	1	0	0
2015 Seattle	16/16	50	32	18	0.0	0.0	2	30	15.0	26	0	15	0	0	0
2016 Seattle	16/16	58	38	20	0.0	0.0	4	37	9.3	31	0	13	0	1	14
2017 Seattle	9/9	35	25	10	0.0	0.0	2	20	10.0	19	0	7	0	1	0
<b>NFL TOTALS</b>	<b>105/99</b>	<b>364</b>	<b>276</b>	<b>88</b>	<b>1.0</b>	<b>16.0</b>	<b>32</b>	<b>395</b>	<b>12.3</b>	<b>58t</b>	<b>2</b>	<b>103</b>	<b>5</b>	<b>3</b>	<b>14</b>

### POSTSEASON

Club	G/S	Tackles			Sacks		Interceptions								
		Tkl	So	Ast	QB	Yds	No	Yds	Avg	LG	TD	PD	FF	FR	Yds
2012 Seattle	2/2	0	0	0	0.0	0.0	0	0	0.0	0	0	3	0	0	0
2013 Seattle	3/3	10	4	6	0.0	0.0	0	0	0.0	0	0	2	0	0	0
2014 Seattle	3/3	10	7	3	0.0	0.0	2	0	0.0	0	0	3	0	0	0
2015 Seattle	2/2	9	8	1	0.0	0.0	0	0	0.0	0	0	2	0	0	0
2016 Seattle	2/2	13	7	6	0.0	0.0	0	0	0.0	0	0	0	0	0	0
<b>NFL TOTALS</b>	<b>10/10</b>	<b>42</b>	<b>26</b>	<b>16</b>	<b>0.0</b>	<b>0.0</b>	<b>2</b>	<b>0</b>	<b>0.0</b>	<b>0</b>	<b>0</b>	<b>10</b>	<b>0</b>	<b>0</b>	<b>0</b>

## SHERMAN'S SINGLE-GAME HIGHS

**Tackles**: 8, 5 Times, Last at New Orleans (10/30/16) **Forced Fumbles**: 1, 5 Times, Last vs. Oakland (12/9/14)  
**Interceptions**: 2, 6 Times, Last vs. Houston (10/29/17) **Fumble Recoveries**: 1, 2 Times, Last vs. N.E. (12/9/14)  
**Sacks**: 1.0, vs. N.Y. Jets (11/11/12)

## ADDITIONAL STATS

**Special Teams Tackles**: 2011 (2); **Career**: (2).  
**Punt Returns**: 2013 (1 for -6), 2014 (1 for 0), 2015 (1 for 64), 2016 (1 for 6); **Career**: (4 for 64, 16.0 avg.).  
**Touchdowns**: 2012 (19 yd. INT return, 90 yd. FG block return); 2013 (58 yd. INT return).



98

## GARRISON SMITH

### DEFENSIVE TACKLE

Height	6-1
Weight	295
College	Georgia
Seasons	NFL 4th, Seahawks 2nd
Born	October 9, 1991
Hometown	Atlanta, Ga.

## G. SMITH'S 2017 SEASON

Signed to the active roster on September 19. Waived November 28. Signed to practice squad December 5. Signed to 53-man roster on December 12. **at Ten (9/24):** Saw action in first game of the season and assisted on one tackle. **at NYG (10/22):** Inactive. **Hou (10/29):** Inactive. **Wash (11/5):** Saw limited action at DT. **Atl (11/20):** Inactive. **at SF (11/26):** Saw limited action at DT. **LAR (12/17):** Inactive.

### G. SMITH'S 2017 GAME-BY-GAME

Game	G/S	T	S	A	QB	Yds.	QH	Int.	Yds.	PD	FF	FR	Yds.
at Ten (9/24)	1/0	1	0	1	0.0	0.0	0	0	0	0	0	0	0
Indy (10/1)	1/0	3	1	2	0.0	0.0	0	0	0	0	0	0	0
at LA (10/8)	1/0	0	0	0	0.0	0.0	0	0	0	0	0	0	0
at NYG (10/22)		Inactive											
Hou (10/29)		Inactive											
Wash (11/5)	1/0	0	0	0	0.0	0.0	0	0	0	0	0	0	0
at Ariz (11/7)	1/0	1	1	0	0.0	0.0	1	0	0	0	0	0	0
Atl (11/20)		Inactive											
at SF (11/26)	1/0	0	0	0	0.0	0.0	0	0	0	0	0	0	0
LAR (12/17)		Inactive											
at Dal (12/24)	1/0	2	2	0	0.0	0.0	0	0	0	0	0	0	0
<b>Totals</b>	<b>7/0</b>	<b>7</b>	<b>4</b>	<b>3</b>	<b>0.0</b>	<b>0.0</b>	<b>1</b>	<b>0</b>	<b>0</b>	<b>0</b>	<b>0</b>	<b>0</b>	<b>0</b>

## G. SMITH'S NFL RECORD

Club	G/S	Tackles			Sacks		Interceptions									
		Tkl	So	Ast	QB	Yds	No	Yds	Avg	LG	TD	PD	FF	FR	Yds	
2014 Miami		Practice Squad														
New Orleans		Practice Squad														
San Francisco		Practice Squad														
2015 San Francisco		Practice Squad														
2016 Seattle	3/0	5	1	4	0.0	0.0	0	0	0.0	0	0	0	0	0	0	
2017 Seattle	7/0	7	4	3	0.0	0.0	0	0	0.0	0	0	0	0	0	0	
<b>NFL TOTALS</b>	<b>10/0</b>	<b>12</b>	<b>5</b>	<b>7</b>	<b>0.0</b>	<b>0.0</b>	<b>0</b>	<b>0</b>	<b>0.0</b>	<b>0</b>	<b>0</b>	<b>0</b>	<b>0</b>	<b>0</b>	<b>0</b>	



97

## MARCUS SMITH

### DEFENSIVE END

Height	6-3
Weight	258
College	Louisville
Seasons	NFL 4th, Seahawks 1st
Born	March 31, 1992
Hometown	Columbus, Ga.

## M. SMITH'S 2017 SEASON

**at GB (9/10):** Saw limited action at DE and had a solo stop for a loss. **SF (9/17):** Active but did not play. **Indy (10/1):** Part of a defense that limited the Colts to 32 total yards in the second half, including zero passing. Led team with a career high 1.5 sacks, including a sack fumble that led to a Bobby Wagner 21-yard TD return. **at Ariz (11/9):** Inactive (ankle).

### M. SMITH'S 2017 GAME-BY-GAME

Game	G/S	T	S	A	QB	Yds.	QH	Int.	Yds.	PD	FF	FR	Yds.
at GB (9/10)	1/0	1	1	0	0.0	0.0	0	0	0	0	0	0	0
SF (9/17)	0/0	Did Not Play											
at Ten (9/24)	1/0	1	1	0	0.0	0.0	0	0	0	0	0	0	0
Indy (10/1)	1/0	2	1	1	1.5	2.5	1	0	0	0	1	0	0
at LA (10/8)	1/0	1	1	0	0.0	0.0	0	0	0	0	0	0	0
at NYG (10/22)	1/0	0	0	0	0.0	0.0	0	0	0	0	0	0	0
Hou (10/29)	1/0	1	0	1	0.0	0.0	1	0	0	0	0	0	0
Wash (11/5)	1/0	2	1	1	0.0	0.0	0	0	0	0	0	0	0
at Ariz (11/9)		Inactive (ankle)											
Atl (11/20)	1/0	0	0	0	0.0	0.0	0	0	0	0	0	0	0
at SF (11/26)	1/0	3	2	1	1.0	8.0	2	0	0	1	1	0	0
Phi (12/3)	1/0	0	0	0	0.0	0.0	1	0	0	0	0	0	0
at Jax (12/10)	1/0	1	1	0	0.0	0.0	0	0	0	0	0	0	0
LAR (12/17)	1/0	1	0	1	0.0	0.0	0	0	0	0	0	0	0
at Dal (12/24)	1/0	1	0	1	0.0	0.0	0	0	0	0	0	0	0
<b>Totals</b>	<b>13/0</b>	<b>14</b>	<b>8</b>	<b>6</b>	<b>2.5</b>	<b>10.5</b>	<b>5</b>	<b>0</b>	<b>0</b>	<b>1</b>	<b>2</b>	<b>0</b>	<b>0</b>

**Additional Stats:** Special Teams Tackles: 1.

## M. SMITH'S NFL RECORD

Club	G/S	Tackles			Sacks		Interceptions								
		Tkl	So	Ast	QB	Yds	No	Yds	Avg	LG	TD	PD	FF	FR	Yds
2014 Philadelphia	8/0	1	0	1	0.0	0.0	0	0	0.0	0	0	0	0	0	0
2015 Philadelphia	13/0	7	2	5	1.5	8.5	0	0	0.0	0	0	0	0	0	0
2016 Philadelphia	16/0	16	9	7	2.5	4.0	0	0	0.0	0	0	0	0	0	0
2017 Seattle	13/0	14	8	6	2.5	10.5	0	0	0.0	0	0	1	2	0	0
<b>NFL TOTALS</b>	<b>50/0</b>	<b>38</b>	<b>19</b>	<b>19</b>	<b>6.5</b>	<b>22.5</b>	<b>0</b>	<b>0</b>	<b>0.0</b>	<b>0</b>	<b>0</b>	<b>1</b>	<b>2</b>	<b>0</b>	<b>0</b>

### M. SMITH'S SINGLE-GAME HIGHS

**Tackles:** 3, 3 Times, Last at San Francisco (11/26/17)    **FF:** 1, 2 Times, Last at San Francisco (11/26/17)  
**Sacks:** 1.5 vs. Indianapolis (10/1/17)    **FR:** None  
**INT:** None

### ADDITIONAL STATS

**Special Teams Tackles:** 2015 (3), 2016 (4), 2017 (1);  
**Career:** (8).



29

## EARL THOMAS

SAFETY

**Height** 5-10  
**Weight** 202  
**College** Texas  
**Seasons** NFL 8th, Seahawks 8th  
**Born** May 7, 1989  
**Hometown** Orange, Texas

### THOMAS' 2017 SEASON

at GB (9/10): Led team with 11 tackles, one shy of tying a career high. Also had a pass defended. **Indy (10/1)**: Part of a defense that limited the Colts to 32 total yards in the second half, including zero passing. Led team with seven tackles and had a pass defended. **at LA (10/8)**: Earned NFC Defensive Player of the Week. Finished second on the team with seven tackles. Had a forced fumble inches from the Seahawks goal line preventing a Todd Gurley TD that resulted in a touchback on the Rams opening drive. Also had a fourth-quarter interception. Part of a defense playing on the road that limited NFL's leading scoring offense to 10 total points and zero points over the final 40 minutes and five turnovers. Defense forced Rams second-half drives to end in missed FG, an interception, three-and-out punt, interception, fumble, turnover on downs. **Hou (10/29)**: Scored fourth-career TD on a career-long 78-yard interception return in the first quarter. Also had five tackles. **Wash (11/5)**: Inactive (hamstring). **at Ariz (11/9)**: Inactive (hamstring). **Atl (11/20)**: Returned to start at FS from hamstring injury. **at Dal (12/24)**: Led team with tying a season high with 11 tackles.

### THOMAS' 2017 GAME-BY-GAME

Game	G/S	T	S	A	QB	Yds.	QH	Int.	Yds.	PD	FF	FR	Yds.
at GB (9/10)	1/1	11	7	4	0.0	0.0	0	0	0	1	0	0	0
SF (9/17)	1/1	3	2	1	0.0	0.0	0	0	0	0	0	0	0
at Ten (9/24)	1/1	3	2	1	0.0	0.0	0	0	0	0	0	0	0
Indy (10/1)	1/1	7	4	3	0.0	0.0	0	0	0	1	0	0	0
at LA (10/8)	1/1	7	6	1	0.0	0.0	0	1	19	1	1	0	0
at NYG (10/22)	1/1	2	0	2	0.0	0.0	0	0	0	0	0	0	0
Hou (10/29)	1/1	5	3	2	0.0	0.0	0	1	78t	1	0	0	0
Wash (11/5)	0/0	Inactive (Hamstring)											
at Ariz (11/9)	0/0	Inactive (Hamstring)											
Atl (11/20)	1/1	6	3	3	0.0	0.0	0	0	0	0	0	0	0
at SF (11/26)	1/1	5	5	0	0.0	0.0	0	0	0	0	0	0	0
Phi (12/3)	1/1	5	4	1	0.0	0.0	0	0	0	0	0	0	0
at Jax (12/10)	1/1	9	6	3	0.0	0.0	0	0	0	0	0	0	0
LAR (12/17)	1/1	8	4	4	0.0	0.0	0	0	0	1	0	0	0
at Dal (12/24)	1/1	11	5	6	0.0	0.0	0	0	0	0	0	0	0
<b>Totals</b>	<b>13/13</b>	<b>82</b>	<b>51</b>	<b>31</b>	<b>0.0</b>	<b>0.0</b>	<b>0</b>	<b>2</b>	<b>97</b>	<b>5</b>	<b>1</b>	<b>0</b>	<b>0</b>

### THOMAS' NFL RECORD

Club	Tackles				Sacks		Interceptions								
	G/S	Tkl	So	Ast	QB	Yds	No	Yds	Avg	LG	TD	PD	FF	FR	Yds
2010 Seattle	16/16	71	60	11	0.0	0.0	5	68	13.6	34	0	7	1	0	0
2011 Seattle	16/16	92	67	25	0.0	0.0	2	19	9.5	11	0	6	1	2	0
2012 Seattle	16/16	61	39	22	0.0	0.0	3	80	26.7	57t	1	10	1	1	0
2013 Seattle	16/16	100	75	25	0.0	0.0	5	9	1.8	11	0	8	2	0	0
2014 Seattle	16/16	95	69	26	0.0	0.0	1	47	47.0	47	0	6	3	1	0
2015 Seattle	16/16	61	42	19	0.0	0.0	5	67	13.4	32	0	9	1	0	0
2016 Seattle	11/11	46	24	22	0.0	0.0	2	5	2.5	5	0	10	0	1	34t
2017 Seattle	13/13	82	51	41	0.0	0.0	2	97	48.5	78t	1	5	1	0	0
<b>NFL TOTALS</b>	<b>120/120</b>	<b>608</b>	<b>427</b>	<b>181</b>	<b>0.0</b>	<b>0.0</b>	<b>25</b>	<b>392</b>	<b>15.7</b>	<b>78t</b>	<b>2</b>	<b>61</b>	<b>10</b>	<b>5</b>	<b>34</b>

### POSTSEASON

Club	Tackles				Sacks		Interceptions								
	G/S	Tkl	So	Ast	QB	Yds	No	Yds	Avg	LG	TD	PD	FF	FR	Yds
2010 Seattle	2/2	12	12	0	0.0	0.0	0	0	0.0	0	0	1	0	0	0
2012 Seattle	2/2	8	3	5	0.0	0.0	2	1	0.5	2	0	2	0	0	0
2013 Seattle	3/3	24	17	7	0.0	0.0	0	0	0.0	0	0	3	0	0	0
2014 Seattle	3/3	25	17	8	0.0	0.0	0	0	0.0	0	0	2	1	0	0
2015 Seattle	2/2	13	5	8	0.0	0.0	0	0	0.0	0	0	1	0	0	0
<b>NFL TOTALS</b>	<b>12/12</b>	<b>82</b>	<b>54</b>	<b>28</b>	<b>0.0</b>	<b>0.0</b>	<b>2</b>	<b>1</b>	<b>0.5</b>	<b>2</b>	<b>0</b>	<b>9</b>	<b>1</b>	<b>0</b>	<b>0</b>

### THOMAS' SINGLE-GAME HIGHS

**Tackles:** 12, 2 Times, Last vs. St. Louis (12/28/14) **Forced Fumbles:** 2, at Kansas City (11/16/14)  
**Interceptions:** 2, vs. San Diego (9/26/10) **Fumble Recoveries:** 1, 5 Times, Last at NO (10/30/16)  
**Sacks:** None **Touchdowns:** 1, 4 Times  
 Kansas City (11/28/10) - blocked punt return  
 at Buffalo (12/16/12) - 57 INT return  
 at New Orleans (10/30/16) - 34 fumble return  
 Houston (10/29/17) - 78 INT return

### ADDITIONAL STATS

**Special Teams Tackles:** 2010 (4), 2011 (6), 2012 (5, FR), 2013 (5), 2014 (2), 2015 (3), 2016 (2);  
**Career:** (27, FR).  
**Punt Returns:** 2014 (2 punt returns for 3 yards, 1.5 avg.)  
**Special Teams Touchdowns:** 10-yard return of a blocked punt for a TD.





33

## TEDRIC THOMPSON

SAFETY

**Height** 6-0  
**Weight** 204  
**College** Colorado  
**NFL Seasons** Rookie  
**Born** January 20, 1995  
**Hometown** Valencia, Calif.  
**Pronunciation** TEH-drik

### THOMPSON'S 2017 SEASON

at GB (9/10): Inactive. SF (9/17): Inactive. at Ten (9/24): Inactive. Indy (10/1): Inactive. at LA (10/8): Active for first game, but did not play. at NYG (10/22): Inactive. Hou (10/29): Inactive. Wash (11/5): Active and saw action in first-career game on special teams and had one special teams tackle. Atl (11/20): Saw action on special teams and recovered a fumble and had a tackle. Phi (12/3): Had a special teams tackle. at Jax (12/10): Saw action on special teams and recovered second fumble of the season that set up a Seahawks TD two plays later. LAR (12/17): Saw first action of the season on defense. at Dal (12/24): Saw action at safety for one series in the fourth quarter in place of Earl Thomas (hydration).

#### THOMPSON'S 2017 GAME-BY-GAME

Game	G/S	T	S	A	QB	Yds.	QH	Int.	Yds.	PD	FF	FR	Yds.
at GB (9/10)	0/0	Inactive											
SF (9/17)	0/0	Inactive											
at Ten (9/24)	0/0	Inactive											
Indy (10/1)	0/0	Inactive											
at LA (10/8)	0/0	Did Not Play											
at NYG (10/22)	0/0	Inactive											
Hou (10/29)	0/0	Inactive											
Wash (11/5)	1/0	Special Teams Only											
at Ariz (11/9)	1/0	Special Teams Only											
Atl (11/20)	1/0	Special Teams Only											
at SF (11/26)	1/0	Special Teams Only											
Phi (12/3)	1/0	Special Teams Only											
at Jax (12/10)	1/0	Special Teams Only											
LAR (12/17)	1/0	0	0	0	0.0	0.0	0	0	0	0	0	0	0
at Dal (12/24)	1/0	0	0	0	0.0	0.0	0	0	0	0	0	0	0
<b>Totals</b>	<b>8/0</b>	<b>0</b>	<b>0</b>	<b>0</b>	<b>0.0</b>	<b>0.0</b>	<b>0</b>	<b>0</b>	<b>0</b>	<b>0</b>	<b>0</b>	<b>0</b>	<b>0</b>

**Special Teams Tackles:** 4, 2 FR.



23

## NEIKO THORPE

### CORNERBACK

**Height** 6-2  
**Weight** 210  
**College** Auburn  
**Seasons** NFL 5th, Seahawks 2nd  
**Born** February 11, 1990  
**Hometown** Tucker, Ga.

## THORPE'S 2017 SEASON

**at GB (9/10):** Saw action at CB and on special teams where he had one tackle. **SF (9/17):** Saw action on special teams but injured ankle and did not return. **at Ten (9/24):** Inactive (ankle). **Indy (10/1):** Inactive (ankle). **at LA (10/8):** Returned from ankle injury and had a special teams tackle and recovered a fumble on punt return. **at NYG (10/22):** Had one special teams stop. **Wash (11/5):** Had two special teams tackles. **at Ariz (11/9):** Saw action on special teams and one snap at CB. **Phi (12/3):** Had a special teams tackle.

### THORPE'S 2017 GAME-BY-GAME

Game	G/S	T	S	A	QB	Yds.	QH	Int.	Yds.	PD	FF	FR	Yds.
at GB (9/10)	1/0	0	0	0	0.0	0.0	0	0	0	0	0	0	0
SF (9/17)	1/0	Special Teams Only											
at Ten (9/24)	0/0	Inactive (ankle)											
Indy (10/1)	0/0	Inactive (ankle)											
at LA (10/8)	1/0	Special Teams Only											
at NYG (10/22)	1/0	Special Teams Only											
Hou (10/29)	1/0	Special Teams Only											
Wash (11/5)	1/0	Special Teams Only											
at Ariz (11/9)	1/0	0	0	0	0.0	0.0	0	0	0	0	0	0	0
Atl (11/20)	1/0	0	0	0	0.0	0.0	0	0	0	1	0	0	0
at SF (11/26)	1/0	2	2	0	0.0	0.0	0	0	0	1	0	0	0
Phi (12/3)	1/0	Special Teams Only											
at Jax (12/10)	1/0	Special Teams Only											
LAR (12/17)	1/0	Special Teams Only											
at Dal (12/24)	1/0	Special Teams Only											
<b>Totals</b>	<b>13/0</b>	<b>2</b>	<b>2</b>	<b>0</b>	<b>0.0</b>	<b>0.0</b>	<b>0</b>	<b>0</b>	<b>0</b>	<b>2</b>	<b>0</b>	<b>0</b>	<b>0</b>

**Special Teams Tackles:** 9, FR.

## THORPE'S NFL RECORD

Club	G/S	Tackles			Sacks		Interceptions									
		Tkl	So	Ast	QB	Yds	No	Yds	Avg	LG	TD	PD	FF	FR	Yds	
2012 Kansas City	9/0	4	4	0	0.0	0.0	0	0	0.0	0	0	0	0	0	0	0
2014 Oakland	14/0	2	1	1	0.0	0.0	0	0	0.0	0	0	3	0	0	0	
2015 Oakland	14/2	36	33	3	0.0	0.0	1	-12	-12.0	-12	0	6	0	0	0	
2016 Seattle	15/0	10	7	3	0.0	0.0	0	0	0.0	0	0	0	0	0	0	
2017 Seattle	13/0	2	2	0	0.0	0.0	0	0	0.0	0	0	2	0	0	0	
<b>NFL TOTALS</b>	<b>65/2</b>	<b>54</b>	<b>47</b>	<b>7</b>	<b>0.0</b>	<b>0.0</b>	<b>1</b>	<b>-12</b>	<b>-12.0</b>	<b>-12</b>	<b>0</b>	<b>11</b>	<b>0</b>	<b>0</b>	<b>0</b>	

### POSTSEASON

Club	G/S	Tackles			Sacks		Interceptions								
		Tkl	So	Ast	QB	Yds	No	Yds	Avg	LG	TD	PD	FF	FR	Yds
2016 Seattle	2/2	2	2	0	0.0	0.0	0	0	0.0	0	0	0	0	0	0
<b>NFL TOTALS</b>	<b>2/0</b>	<b>2</b>	<b>2</b>	<b>0</b>	<b>0.0</b>	<b>0.0</b>	<b>0</b>	<b>0</b>	<b>0.0</b>	<b>0</b>	<b>0</b>	<b>0</b>	<b>0</b>	<b>0</b>	<b>0</b>

## THORPE'S SINGLE-GAME HIGHS

**Tackles:** 7 vs. N.Y. Jets (11/1/15)  
**Interceptions:** 1 vs. Baltimore (9/20/15)  
**Sacks:** None

**Forced Fumbles:** None  
**Fumble Recoveries:** None  
**Touchdowns:** None

## ADDITIONAL STATS

**Special Teams Tackles:** 2014 (6), 2015 (4), 2016 (9), 2017 (9, FR); **Career:** (28, FR).  
**Postseason Special Teams Tackles:** 2016 (1); **Career:** (1).



73

MATT TOBIN

TACKLE

**Height** 6-5  
**Weight** 303  
**College** Iowa  
**Seasons** NFL 5th, Seahawks 1st  
**Born** June 5, 1990  
**Hometown** Dyersville, Iowa

**NFL TRANSACTIONS:**

05/10/13: Signed with Philadelphia as undrafted FA  
 05/16/16: Re-signed with Philadelphia  
 12/13/16: Placed on IR (knee)  
 08/22/17: Traded to Seattle

**NFL CAREER HIGHLIGHTS:**

- Started 21 of 42 games played for Philadelphia from 2013-16.
- In 2015, replaced T/G Andrew Gardner as the starting RG after Gardner suffered a season-ending injury in Week 3 at NYJ (9/27/15). Went on to start 13 games.
- Made his first NFL start at SF (9/28/14), filling in for an injured Evan Mathis at left guard.

**COLLEGE:** Started the final 22 games of his collegiate career, seeing time at both tackle and guard for the Hawkeyes. Honored with the 2012 Brett Greenwood Award, which is awarded to a walk-on student-athlete who embodies the values and behaviors of former Hawkeye walk-on Brett Greenwood. Started all 12 contests for the Hawkeyes as a senior, seeing time at both tackle

and guard. Saw action in all 13 games as a junior in 2011, with 10 starts at left guard.


**PERSONAL:** Earned second-team all-state honors as a senior captain at Beckman Catholic High School in Dyersville, IA. Played on both the offensive and defensive lines. Also earned first-team All-District honors and was named captain of the All-Area squad. Also earned two letters in baseball and track and field at Beckman Tobin is married to wife Shawna Determann. Tobin earned his degree from Iowa in geoscience.

TOBIN'S NFL RECORD

Year	Team	GP/GS	Postseason
2013	Philadelphia	1/0	1/0
2014	Philadelphia	13/7	0/0
2015	Philadelphia	16/13	0/0
2016	Philadelphia	12/1	0/0
2017	Seattle	13/0	0/0
NFL TOTALS		55/21	1/0

TOBIN'S 2017 SEASON

**at GB (9/10):** Saw action on special teams. **SF (9/17):** Active but did not play. **at Ten (9/24):** Saw limited action as extra blocker in jumbo package and at the end of the game for Rees Odhiambo. **Indy (10/1):** Saw action as extra blocker in jumbo package and on special teams. **at LA (10/8):** Saw action as extra blocker in jumbo package and on special teams. **Hou (10/29):** Saw action on special teams. **Wash (11/5):** Saw action as extra blocker in jumbo package and on special teams. **at Ariz (11/9):** Saw action at LT in the second half in place of Duane Brown (ankle). **at SF (11/26):** Saw action as an extra blocker. **Phi (12/3):** Saw action as an extra blocker on offense. **at Jax (12/10):** Saw action on special teams. **LAR (12/17):** Saw action on special teams.



81

## NICK VANNETT

TIGHT END

**Height** 6-6  
**Weight** 261  
**College** Ohio State  
**Seasons** NFL 2nd, Seahawks 2nd  
**Born** March 6, 1993  
**Hometown** Westerville, Ohio  
**Pronunciation** VAN-NET

### VANNETT'S 2017 SEASON

at **GB (9/10)**: Saw action at TE and had a 10-yard reception. **Hou (10/29)**: Had an 8-yard reception. **Wash (11/5)**: Made first start of the season when team opened in a 3-TE set. **at SF (11/26)**: Hauled in first-career TD reception on a 17-yard reception from Russell Wilson. **Phi (12/3)**: Set career highs in receptions (3) and yards (40) and tied a career long with a 21-yard reception. **at Jax (12/10)**: Started when team opened in 2-TE set. **LAR (12/17)**: Started in a 3-TE set.

### VANNETT'S GAME-BY-GAME

-----Receiving-----						-----Receiving-----					
2017	Opponent	No	Yds	Avg	LG TD	2016	Opponent	No	Yds	Avg	LG TD
09/10	at Green Bay	1	10	10.0	10 0	Games 1-4					
09/17	San Francisco	0	0	0.0	0 0	10/16	Atlanta	0	0	0.0	0 0
09/24	at Tennessee	0	0	0.0	0 0	10/23	at Arizona	0	0	0.0	0 0
10/01	Indianapolis	0	0	0.0	0 0	10/30	at New Orleans	1	7	7.0	7 0
10/08	at L.A. Rams	2	3	1.5	3 0	11/7	Buffalo	0	0	0.0	0 0
10/22	at N.Y. Giants	1	12	12.0	12 0	11/13	at New England	0	0	0.0	0 0
10/29	Houston	1	8	8.0	8 0	11/20	Philadelphia	Inactive			
11/05	Washington	0	0	0.0	0 0	11/27	at Tampa Bay	0	0	0.0	0 0
11/09	at Arizona	2	22	11.0	16 0	12/4	Carolina	2	25	12.5	21 0
11/20	Atlanta	0	0	0.0	0 0	12/11	at Green Bay	0	0	0.0	0 0
11/26	at San Francisco	2	29	14.5	17t 1	12/15	L.A. Rams	0	0	0.0	0 0
12/03	Philadelphia	3	40	13.3	21 0	12/24	Arizona	Inactive			
12/10	at Jacksonville	0	0	0.0	0 0	1/1/17	at San Francisco	Inactive			
12/17	L.A. Rams	0	0	0.0	0 0	<b>TOTALS (9/2)</b>		<b>3</b>	<b>32</b>	<b>10.7</b>	<b>21 0</b>
12/24	at Dallas	0	0	0.0	0 0	1/7	Detroit	Inactive			
<b>TOTALS (15/4)</b>		<b>12</b>	<b>124</b>	<b>10.3</b>	<b>21 1</b>	1/14	at Atlanta	Inactive			
<b>Additional Stats:</b>	Special teams tackles: 1.					<b>Playoff Totals (0/0)</b>		<b>0</b>	<b>0</b>	<b>0.0</b>	<b>0 0</b>

### VANNETT'S NFL RECORD


		RECEIVING					
Club	G/S	No	Yds	Avg	LG	TD	
2016 Seattle	9/2	3	32	10.7	21	0	
2017 Seattle	15/4	12	124	10.3	21	1	
<b>NFL TOTALS</b>	<b>24/6</b>	<b>15</b>	<b>146</b>	<b>9.7</b>	<b>21</b>	<b>1</b>	
		POSTSEASON					
Club	G/S	No	Yds	Avg	LG	TD	
2016 Seattle	0/0	0	0	0.0	0	0	
<b>NFL TOTALS</b>	<b>0/0</b>	<b>0</b>	<b>0</b>	<b>0.0</b>	<b>0</b>	<b>0</b>	

### VANNETT'S SINGLE-GAME HIGHS

**Receptions:** 3, vs. Philadelphia (12/3/17)      **Receiving Yards:** 40 vs. Philadelphia (12/3/17)  
**Touchdowns:** 1 at San Francisco (11/26/17)      **Longest Rec.:** 21, 2 Times, Last vs. Philadelphia (12/3/17)

### ADDITIONAL STATS

**Special Teams Tackles:** 2017 (1); **Career:** (1).



54

## BOBBY WAGNER

### LINEBACKER

**Height** 6-0  
**Weight** 245  
**College** Utah State  
**Seasons** NFL 6th, Seahawks 6th  
**Born** June 27, 1990  
**Hometown** Ontario, Calif.

## WAGNER'S 2017 SEASON

at **GB (9/10)**: Started at MLB and had nine tackles and a pass defended. **SF (9/17)**: Had seven tackles and seventh-career interception. at **Ten (9/24)**: Led team with 11 tackles. **Indy (10/1)**: Part of a defense that limited the Colts to 32 total yards in the second half, including zero passing. Finished second on team with six tackles, including a half sack and three QB hits. Recovered a fumble and returned it 21 yards for a TD, his third-career TD. at **NYG (10/22)**: Had eight tackles (6 solo), a QB hit and pass defended. **Hou (10/29)**: Had a season-high 12 tackles. **Wash (11/5)**: Led team and tied a season-best with 12 tackles (10 solo). Had a 6-yard sack in the first quarter that resulted in a safety. Also had a pass defended and two QB hits. at **Ariz (11/9)**: Led team with 11 tackles. **Atl (11/20)**: Led team with eight tackles. at **SF (11/26)**: Led team with eight tackles, and had second interception of the season that led to Seattle's first TD. **Phi (12/3)**: Led team with 12 tackles. at **Jax (12/10)**: Left the game in the third quarter with a hamstring injury. **LAR (12/17)**: Started despite not practicing during the week with an injured hamstring, but could not finish the game. Still totaled seven tackles.

### WAGNER'S 2017 GAME-BY-GAME

Game	G/S	T	S	A	QB	Yds.	QH	Int.	Yds.	PD	FF	FR	Yds.
at GB (9/10)	1/1	9	6	3	0.0	0.0	0	0	0	1	0	0	0
SF (9/17)	1/1	7	4	3	0.0	0.0	0	1	7	2	0	0	0
at Ten (9/24)	1/1	11	8	3	0.0	0.0	0	0	0	0	0	0	0
Indy (10/1)	1/1	6	4	2	0.5	7.0	3	0	0	0	0	1	21t
at LA (10/8)	1/1	8	8	0	0.0	0.0	1	0	0	0	0	0	0
at NYG (10/22)	1/1	8	6	2	0.0	0.0	1	0	0	1	0	0	0
Hou (10/29)	1/1	12	8	4	0.0	0.0	0	0	0	0	0	0	0
Wash (11/5)	1/1	12	10	2	1.0	6.0	2	0	0	1	0	0	0
at Ariz (11/9)	1/1	11	8	3	0.0	0.0	0	0	0	0	0	0	0
Atl (11/20)	1/1	8	6	2	0.0	0.0	0	0	0	0	0	0	0
at SF (11/26)	1/1	8	7	1	0.0	0.0	2	1	0	1	0	0	0
Phi (12/3)	1/1	12	8	4	0.0	0.0	1	0	0	0	0	0	0
at Jax (12/10)	1/1	3	2	1	0.0	0.0	0	0	0	0	0	0	0
LAR (12/17)	1/1	7	3	4	0.0	0.0	0	0	0	0	0	0	0
at Dal (12/24)	1/1	8	5	3	0.0	0.0	1	0	0	0	0	0	0
<b>Totals</b>	<b>15/15</b>	<b>130</b>	<b>93</b>	<b>37</b>	<b>1.5</b>	<b>13.0</b>	<b>11</b>	<b>2</b>	<b>7</b>	<b>6</b>	<b>0</b>	<b>1</b>	<b>21t</b>

## WAGNER'S NFL RECORD

Club	Tackles			Sacks		Interceptions									
	G/S	Tkl	So	Ast	QB	Yds	No	Yds	Avg	LG	TD	PD	FF	FR	Yds
2012 Seattle	16/15	140	86	54	2.0	11.0	3	55	18.3	45	0	4	0	0	0
2013 Seattle	14/14	119	71	48	5.0	36.5	2	9	4.5	9	0	6	0	1	0
2014 Seattle	11/11	104	67	37	2.0	13.0	0	0	0.0	0	0	3	0	0	0
2015 Seattle	15/15	114	67	47	0.5	4.5	0	0	0.0	0	0	7	2	3	55
2016 Seattle	16/16	167	85	82	4.5	27.0	1	9	9.0	9	0	3	0	1	0
2017 Seattle	15/15	130	93	37	1.5	13.0	2	7	3.5	7	0	6	0	1	21
<b>NFL TOTALS</b>	<b>87/86</b>	<b>774</b>	<b>469</b>	<b>305</b>	<b>15.5</b>	<b>105.0</b>	<b>8</b>	<b>80</b>	<b>10.0</b>	<b>45</b>	<b>0</b>	<b>29</b>	<b>2</b>	<b>6</b>	<b>76</b>

### POSTSEASON

Club	Tackles			Sacks		Interceptions									
	G/S	Tkl	So	Ast	QB	Yds	No	Yds	Avg	LG	TD	PD	FF	FR	Yds
2012 Seattle	2/2	17	12	5	0.0	0.0	1	4	4.0	4	0	1	0	0	0
2013 Seattle	3/3	34	17	17	0.0	0.0	0	0	0.0	0	0	1	0	0	0
2014 Seattle	3/3	31	16	15	0.0	0.0	1	0	0.0	0	0	1	0	0	0
2015 Seattle	2/2	20	12	8	0.0	0.0	0	0	0.0	0	0	0	0	0	0
2016 Seattle	2/2	18	11	7	0.0	0.0	0	0	0.0	0	0	0	0	0	0
<b>NFL TOTALS</b>	<b>12/12</b>	<b>120</b>	<b>68</b>	<b>52</b>	<b>0.0</b>	<b>0.0</b>	<b>2</b>	<b>4</b>	<b>4.0</b>	<b>4</b>	<b>0</b>	<b>3</b>	<b>0</b>	<b>0</b>	<b>0</b>

### WAGNER'S SINGLE-GAME HIGHS

**Tackles:** 16, vs. Buffalo (11/7/16)      **Sacks:** 2.0, at San Francisco (1/1/17)  
**Forced Fumbles:** 1 vs. Pittsburgh (11/29/15)      **Interceptions:** 2, vs. Arizona (12/9/12)  
**Fumble Recoveries:** 1, 6 Times, Last vs. Indy (10/1/17)      **Touchdowns:** 1, 3 Times, Last FR vs. Indy (10/1/17)

### ADDITIONAL STATS

**Special Teams Tackles:** 2016 (Block FG); **Career:** (Block FG).



7

## BLAIR WALSH

### KICKER

**Height** 5-10  
**Weight** 175  
**College** Georgia  
**Seasons** NFL 6th, Seahawks 1st  
**Born** January 8, 1990  
**Hometown** Fort Lauderdale, Fla.

## WALSH'S 2017 SEASON

at GB (9/10): Made all three FG attempts in first game with the Seahawks. SF (9/17): Connected on both FG attempts from 25 and 27 yards. at LA (10/8): Connected on all three FG attempts, including a 48-yarder as time expired in the first half and a 35-yarder with 1:09 remaining in the game sandwiched around a season-long 49-yarder. Hou (10/29): Connected on a pair of 21-yard FGs and all five PATs. Wash (11/5): Missed wide left on three first-half FG attempts. Atl (11/20): Connected on first three attempts of the game, but came up just short on a 52-yard attempt with :07 remaining to send the game into OT.

2017	Opp	Pts	PAT-Att	FG-FGA	Made	2017	Opp	Pts	PAT-Att	FG-FGA	Made
09/10	at GB	9	0-0	3-3	33,21,41	11/09	at Ariz	8	2-2	2-2	33,43
09/17	SF	6	0-1	2-2	25,27	11/20	Atl	11	2-2	3-4	30,37,46
09/24	at Ten	3	3-3	0-0		11/26	at SF	6	3-3	1-2	WL,34
10/01	Indy	8	5-5	1-2	WR,44	12/03	Phi	6	3-3	1-1	46
10/08	at LAR	10	1-1	3-3	48,49,35	12/10	at Jax	6	3-3	1-2	WR,28
10/22	at NYG	6	3-3	1-1	39	12/17	LAR	1	1-1	0-0	
10/29	Hou	11	5-5	2-2	21,21	12/24	at Dal	3	3-3	0-0	
11/05	Wash	0	0-0	0-3	WL,WL,WL	<b>TOTALS (15/0)</b>	<b>94</b>	<b>34/35</b>	<b>20-27</b>	<b>Long:49</b>	

## WALSH'S NFL RECORD

KICKING												
Club	G	PAT-Att	FG-Att	1-19	20-29	30-39	40-49	50+	FG%	LG	Pts	
2012 Minnesota	16/0	36-36	35-38	0-0	10-10		8-9	7-9	10-10	92.1	56	141
2013 Minnesota	16/0	43-44	26-30	0-0	7-7		12-12	5-6	2-5	86.7	54	121
2014 Minnesota	16/0	29-29	26-35	2-2	4-5		8-10	7-9	5-9	74.3	55	107
2015 Minnesota	16/0	33-37	34-39	0-0	9-9		13-15	6-7	6-8	87.2	54	135
2016 Minnesota	9/0	15-19	12-16	1-1	1-1		5-6	4-6	1-2	75.0	50	51
2017 Seattle	15/0	34-35	20-27	0-0	6-6		7-10	7-10	0-1	74.1	49	94
<b>NFL TOTALS</b>	<b>88/0</b>	<b>190-200</b>	<b>153-185</b>	<b>3-3</b>	<b>37-38</b>		<b>53-62</b>	<b>37-48</b>	<b>24-35</b>	<b>82.7</b>	<b>56</b>	<b>658</b>
POSTSEASON												
Club	G	PAT-Att	FG-Att	1-19	20-29	30-39	40-49	50+	FG%	LG	Pts	
2012 Minnesota	1/0	1-1	1-1	0-0	0-0		1-1	0-0	0-0	100.0	33	4
2015 Minnesota	1/0	0-0	3-4	0-0	1-2		0-0	2-2	0-0	75.0	47	9
<b>PLAYOFFS</b>	<b>2/0</b>	<b>1-1</b>	<b>4-5</b>	<b>0-0</b>	<b>1-2</b>		<b>1-1</b>	<b>2-2</b>	<b>0-0</b>	<b>80.0</b>	<b>47</b>	<b>13</b>

### WALSH'S SINGLE-GAME HIGHS

**Most FGs Att.:** 6 at Tennessee (9/11/16)      **Most PATs Att.:** 6 vs. Philadelphia (12/15/13)  
**Most FGs Made:** 5, 3 Times, Last vs. NYG (12/27/15)      **Most PATs Made:** 6 vs. Philadelphia (12/15/13)  
**Longest FG Att.:** 57\* vs. Chicago (12/1/13)      **Points Scored:** 18, 2 Times, Last vs. NYG (12/27/15)  
**Longest FG Made:** 56 at Houston (12/23/12)      **Consecutive Games with FG:** 11 (12/21/14 - 1/15/15)

\* - Minnesota franchise record

## WALSH'S GAME-BY-GAME KICKING

2012	Opp	Pts	PAT-Att	FG-FGA	Made	2013	Opp	Pts	PAT-Att	FG-FGA	Made
9/9	Jac	14	2-2	4-4	20,42,55,38	9/8	at Det	6	3-3	1-1	52
9/16	at Ind	8	2-2	2-2	51,29	9/15	at Chi	12	3-3	3-3	28,28,22
9/23	SF	6	3-3	1-1	52	9/22	Cle	9	3-3	2-2	43,30
9/30	at Det	8	2-2	2-3	49,27,(46)	9/29	Pit	10	4-4	2-3	54,37,(44)
10/7	Tenn	12	3-3	3-3	42,36,26	10/13	Car	4	1-1	1-1	22
10/14	at Was	12	0-0	4-4	20,27,27,37	10/21	at NYG	1	1-1	0-1	(54)
10/21	Ari	3	3-3	0-0		10/27	GB	7	4-4	1-1	36
10/25	TB	5	2-2	1-1	51	11/3	at Dal	5	2-3	1-1	23
11/4	at Sea	8	2-2	2-2	36,55	11/7	Was	10	4-4	2-2	39,40
11/11	Det	14	2-2	4-4	48,23,23,33	11/17	at Sea	8	2-2	2-2	32,45
11/25	at Chi	4	1-1	1-2	40,(30B)	11/24	at GB	14	2-2	4-4	36,47,29,35
12/2	at GB	2	2-2	0-1	(42)	12/1	Chi	11	2-2	3-4	32,30,(57)34
12/9	Chi	3	3-3	0-0		12/8	at Bal	8	2-2	2-2	39,40
12/16	at StL	18	3-3	5-5	50,38,42,53,51	12/15	Phi	12	6-6	2-3	(55),21,38
12/23	at Hou	11	2-2	3-3	56,41,39	12/22	at Cin	2	2-2	0-0	
12/30	GB	13	4-4	3-3	54,37,29	12/29	Det	2	2-2	0-0	
<b>TOTALS (16/0)</b>	<b>141</b>	<b>36-36</b>	<b>35-38</b>	<b>Long: 56</b>		<b>TOTALS (16/0)</b>	<b>121</b>	<b>43-44</b>	<b>26-30</b>	<b>Long: 54</b>	
1/5/13	at GB	4	1-1	1-1	33						
<b>PLAYOFFS (1/0)</b>	<b>4</b>	<b>1-1</b>	<b>1-1</b>	<b>Long: 33</b>							

2014	Opp	Pts	PAT-Att	FG-FGA	Made	2015	Opp	Pts	PAT-Att	FG-FGA	Made
9/7	at StL	10	4-4	2-2	52,46	9/14	at SF	3	0-0	1-2	(44),37
9/14	NE	1	1-1	0-1	(48)	9/20	Det	8	2-3	2-2	28,23
9/21	at NO	9	0-0	3-3	25,30,40	9/27	SD	7	4-4	1-1	24
9/28	Atl	15	3-3	4-5	18,33,41,55,(48)	10/4	at Den	8	2-2	2-3	(38),38,33
10/2	at GB	4	1-1	1-1	26	10/18	KC	10	1-1	3-3	24,45,45
10/12	Det	3	0-0	1-1	40	10/25	at Det	16	1-2	5-5	37,53,51,35,22
10/19	at Buf	10	1-1	3-3	33,40,55	11/1	at Chi	11	2-2	3-3	43,48,36
10/26	at TB	7	1-1	2-3	38,46,(56)	11/8	StL	7	1-1	2-2	34,40
11/2	Was	3	3-3	0-0		11/15	at Oak	12	3-3	3-5	20,38,(53),(39),34
11/16	at Chi	7	1-1	2-3	26,50,(38)	11/22	GB	1	1-2	0-0	
11/23	GB	7	1-1	2-2	39,51	11/29	at Atl	8	2-2	2-3	(51),29,39
11/30	Car	7	4-4	1-1	39	12/6	Sea	1	1-1	0-0	
12/7	NYJ	6	3-3	1-3	20,(39),(56)	12/10	at Ari	8	2-2	2-2	44,54
12/14	at Det	2	2-2	0-3	(26),(53),(68)	12/20	Chi	8	5-5	1-1	53
12/21	at Mia	9	3-3	2-2	18,33	12/27	NYG	18	3-4	5-5	32,52,22,53,27
12/28	Chi	7	1-1	2-2	37,44	1/3/16	at GB	8	2-2	2-2	39,32
<b>TOTALS (16/0)</b>	<b>107</b>	<b>29-29</b>	<b>26-35</b>	<b>Long: 54</b>		<b>TOTALS (16/0)</b>	<b>135</b>	<b>33-37</b>	<b>34-39</b>	<b>Long: 54</b>	

2016	Opp	Pts	PAT-Att	FG-FGA	Made
9/11	at Ten	13	1-2	4-6	(37),(56),50,33,45,30
9/18	GB	5	2-2	1-1	46
9/25	at Car	6	0-1	2-2	28,31
10/3	NYG	6	3-3	1-2	(46),44
10/9	Hou	7	4-4	1-1	19
10/23	at Phi	4	1-1	1-1	48
10/31	at Chi	4	1-1	1-1	30
11/6	Det	4	1-2	1-2	33,(46B)
11/13	at Was	2	2-3	0-0	
<b>TOTALS (9/0)</b>	<b>51</b>	<b>15-19</b>	<b>12-16</b>	<b>Long: 50</b>	



# 57

## MICHAEL WILHOITE

LINEBACKER

**Height** 6-0  
**Weight** 245  
**College** Washburn  
**Seasons** NFL 6th, Seahawks 1st  
**Born** December 7, 1986  
**Hometown** Topeka, Kansas

### WILHOITE'S 2017 SEASON

at GB (9/10): Inactive (calf). SF (9/17): Made first start for Seattle at OLB. at Ten (9/24): Started second straight game at OLB. Indy (10/1): Started at OLB and part of a defense that limited the Colts to 32 total yards in the second half, including zero passing. Atl (11/20): Inactive (calf). at SF (11/26): Returned to action at LB.

#### WILHOITE'S 2017 GAME-BY-GAME

Game	G/S	T	S	A	QB	Yds.	QH	Int.	Yds.	PD	FF	FR	Yds.
at GB (9/10)		Inactive (calf)											
SF (9/17)	1/1	2	2	0	0.0	0.0	0	0	0	0	0	0	0
at Ten (9/24)	1/1	3	3	0	0.0	0.0	0	0	0	0	0	0	0
Indy (10/1)	1/1	3	2	1	0.0	0.0	0	0	0	0	0	0	0
at LA (10/8)	1/0	1	0	1	0.0	0.0	0	0	0	0	0	0	0
at NYG (10/22)	1/1	0	0	0	0.0	0.0	0	0	0	0	0	0	0
Hou (10/29)	1/0	0	0	0	0.0	0.0	0	0	0	0	0	0	0
Wash (11/5)	1/1	1	0	1	0.0	0.0	0	0	0	0	0	0	0
at Ariz (11/9)	1/1	0	0	0	0.0	0.0	0	0	0	0	0	0	0
Atl (11/20)		Inactive (calf)											
at SF (11/26)	1/1	2	2	0	0.0	0.0	0	0	0	0	0	0	0
Phi (12/3)	1/0	2	2	0	0.0	0.0	0	0	0	0	0	0	0
at Jax (12/10)	1/1	4	3	1	0.0	0.0	0	0	0	0	0	0	0
LAR (12/17)	1/0	4	2	2	0.0	0.0	0	1	0	1	0	0	0
at Dal (12/24)	1/0	1	0	1	0.0	0.0	0	0	0	0	0	0	0
<b>Totals</b>	<b>13/8</b>	<b>23</b>	<b>16</b>	<b>7</b>	<b>0.0</b>	<b>0.0</b>	<b>0</b>	<b>1</b>	<b>0</b>	<b>1</b>	<b>0</b>	<b>0</b>	<b>0</b>

**Additional Stats:** Special Teams Tackles: 3.

### WILHOITE'S NFL RECORD

	Club	G/S	Tackles			Sacks		Interceptions									
			Tkl	So	Ast	QB	Yds	No	Yds	Avg	LG	TD	PD	FF	FR	Yds	
2012	San Fran	5/0	0	0	0	0.0	0.0	0	0	0.0	0	0	0	0	0	0	0
2013	San Fran	16/2	24	14	10	0.0	0.0	0	0	0.0	0	0	1	0	0	0	
2014	San Fran	16/16	121	72	49	0.0	0.0	2	1	1.0	1	0	6	1	0	0	
2015	San Fran	12/12	86	65	21	0.0	0.0	1	0	0.0	0	0	1	0	0	0	
2016	San Fran	16/6	59	41	18	0.5	4.0	0	0	0.0	0	0	0	1	1	0	
2017	Seattle	13/8	23	16	7	0.0	0.0	1	0	0.0	0	0	1	0	0	0	
<b>NFL TOTALS</b>	<b>78/44</b>	<b>313</b>	<b>208</b>	<b>105</b>	<b>0.5</b>	<b>4.0</b>	<b>4</b>	<b>1</b>	<b>0.3</b>	<b>1</b>	<b>0</b>	<b>9</b>	<b>2</b>	<b>1</b>	<b>0</b>	<b>0</b>	

#### POSTSEASON

	Club	G/S	Tackles			Sacks		Interceptions								
			Tkl	So	Ast	QB	Yds	No	Yds	Avg	LG	TD	PD	FF	FR	Yds
2012	San Fran	3/0	0	0	0	0.0	0.0	0	0	0.0	0	0	0	0	0	0
2013	San Fran	3/0	0	0	0	0.0	0.0	0	0	0.0	0	0	0	0	0	0
<b>NFL TOTALS</b>	<b>6/0</b>	<b>0</b>	<b>0</b>	<b>0</b>	<b>0</b>	<b>0.0</b>	<b>0.0</b>	<b>0</b>	<b>0</b>	<b>0.0</b>	<b>0</b>	<b>0</b>	<b>0</b>	<b>0</b>	<b>0</b>	<b>0</b>

### WILHOITE'S SINGLE-GAME HIGHS

**Tackles:** 15, at N.Y. Giants (10/11/15)      **Sacks:** 0.5, vs. Arizona (10/6/16)  
**Forced Fumbles:** 1, 2 Times, Last vs. S.D. (12/20/14)      **Interceptions:** 1, 4 Times, Last vs. L.A. Rams (12/17/17)  
**Fumble Recoveries:** 1, at Atlanta (12/18/16)      **Touchdowns:** None

### ADDITIONAL STATS

**Special Teams Tackles:** 2012 (7), 2013 (17), 2014 (3), 2016 (9), 2017 (3); **Career:** 39.  
**Postseason Special Teams Tackles:** 2012 (3), 2013 (3); **Career:** 6.





82

## LUKE WILLSON

### TIGHT END

Height	6-5
Weight	254
College	Rice
Seasons	NFL 5th, Seahawks 5th
Born	January 15, 1990
Hometown	Lasalle, Ontario, Can.

## WILLSON'S 2017 SEASON

at **GB (9/10)**: Saw action at TE. at **Ten (9/24)**: Had three receptions for 53 yards including a 27-yard TD. **Indy (10/1)**: Had one catch for a 6-yard TD. First time of career with TDs in consecutive games. at **NYG (10/22)**: Started and had a 13-yard reception. **Wash (11/5)**: Started when team opened in a 3-TE set and had one catch for a 10-yard TD. Was his third TD of the season tying a career high (2014). at **Ariz (11/9)**: Started in 2-TE set. at **SF (11/26)**: Started in 2-TE set, but did not finish after suffering a concussion. at **Jax (12/10)**: Started in 2-TE set. **LAR (12/17)**: Recorded fourth TD of the season, a single-season career high.

-----Receiving-----							2017						
2017	Opponent	No	Yds	Avg	LG	TD	2017	Opponent	No	Yds	Avg	LG	TD
09/10	at Green Bay	0	0	0.0	0	0	11/20	Atlanta	2	-1	-0.5	3	0
09/17	San Francisco	3	25	8.3	19	0	11/26	at San Francisco	0	0	0.0	0	0
09/24	at Tennessee	3	53	17.7	27t	1	12/03	Philadelphia	0	0	0.0	0	0
10/01	Indianapolis	1	6	6.0	6t	1	12/10	at Jacksonville	1	12	12.0	12	0
10/08	at L.A. Rams	0	0	0.0	0	0	12/17	L.A. Rams	1	26	26.0	26t	1
10/22	at N.Y. Giants	1	13	13.0	13	0	12/24	at Dallas	2	9	4.5	8	0
10/29	Houston	0	0	0.0	0	0	<b>TOTALS (15/6)</b>		<b>15</b>	<b>153</b>	<b>10.2</b>	<b>27t</b>	<b>4</b>
11/05	Washington	1	10	10.0	10t	1							
11/09	at Arizona	0	0	0.0	0	0							

## WILLSON'S NFL RECORD

RECEIVING						
Club	G/S	No	Yds	Avg	LG	TD
2013 Seattle	16/7	20	272	13.6	39t	1
2014 Seattle	15/10	22	362	16.5	80t	3
2015 Seattle	14/7	17	213	12.5	24	1
2016 Seattle	11/6	15	129	8.6	19	2
2017 Seattle	15/5	15	153	10.2	27t	4
<b>NFL TOTALS</b>	<b>71/36</b>	<b>89</b>	<b>1,129</b>	<b>12.7</b>	<b>80t</b>	<b>11</b>

POSTSEASON						
Club	G/S	No	Yds	Avg	LG	TD
2013 Seattle	3/0	2	17	8.5	12	0
2014 Seattle	3/3	6	79	13.2	29	1
2015 Seattle	1/1	4	54	13.5	22	0
2016 Seattle	2/1	1	4	4.0	4	0
<b>NFL TOTALS</b>	<b>9/5</b>	<b>13</b>	<b>154</b>	<b>11.8</b>	<b>29</b>	<b>1</b>

## WILLSON'S SINGLE-GAME HIGHS

**Receptions:** 5 vs. Jacksonville (9/22/13)      **Receiving Yards:** 139 at Arizona (12/21/14)  
**Touchdowns:** 2 at Arizona (12/21/14)      **Longest Reception:** 80t at Arizona (12/21/14)

## WILLSON'S GAME-BY-GAME

-----Receiving-----							-----Receiving-----						
2013	Opponent	No	Yds	Avg	LG	TD	2014	Opponent	No	Yds	Avg	LG	TD
9/8	at Carolina	0	0	0.0	0	0	9/04	Green Bay	1	1	1.0	1	0
9/15	San Francisco	0	0	0.0	0	0	9/14	at San Diego	0	0	0.0	0	0
9/22	Jacksonville	5	76	15.2	35	0	9/21	Denver	0	0	0.0	0	0
9/29	at Houston	0	0	0.0	0	0	10/06	at Washington	3	28	9.3	19	0
10/6	at Indianapolis	2	28	14.0	17	0	10/12	Dallas	2	11	5.5	10	0
10/13	Tennessee	2	17	8.5	14	0	10/19	at St. Louis	Inactive (groin)				
10/17	at Arizona	1	23	23.0	23	0	10/26	at Carolina	1	23	23.0	23t	1
10/28	at St. Louis	0	0	0.0	0	0	11/02	Oakland	1	16	16.0	16	0
11/3	Tampa Bay	0	0	0.0	0	0	11/09	NY Giants	0	0	0.0	0	0
11/10	at Atlanta	1	19	19.0	19	0	11/16	at Kansas City	3	51	17.0	27	0
11/17	Minnesota	1	7	7.0	7	0	11/23	Arizona	1	21	21.0	21	0
12/2	New Orleans	1	2	2.0	2	0	11/27	at San Francisco	4	39	9.8	15	0
12/8	at San Francisco	3	70	23.3	39t	1	12/07	at Philadelphia	1	1	1.0	1	0
12/15	at NY Giants	2	23	11.5	15	0	12/14	San Francisco	0	0	0.0	0	0
12/22	Arizona	1	3	3.0	3	0	12/21	at Arizona	3	139	46.3	80t	2
12/29	St. Louis	1	4	4.0	4	0	12/28	St. Louis	2	32	16.0	28	0
<b>TOTALS (16/7)</b>		<b>20</b>	<b>272</b>	<b>13.6</b>	<b>39t</b>	<b>1</b>	<b>TOTALS (15/10)</b>		<b>22</b>	<b>362</b>	<b>16.5</b>	<b>80t</b>	<b>3</b>
1/11	New Orleans	0	0	0.0	0	0	1/10	Carolina	4	68	17.0	29	1
1/19	San Francisco	0	0	0.0	0	0	1/18	Green Bay	2	11	5.5	8	0
2/2	Denver	2	17	8.5	12	0	2/1	New England	0	0	0.0	0	0
<b>Playoff Totals (3/0)</b>		<b>2</b>	<b>17</b>	<b>8.5</b>	<b>12</b>	<b>0</b>	<b>TOTALS (3/3)</b>		<b>6</b>	<b>79</b>	<b>13.2</b>	<b>29</b>	<b>1</b>

-----Receiving-----							-----Receiving-----						
2015	Opponent	No	Yds	Avg	LG	TD	2016	Opponent	No	Yds	Avg	LG	TD
9/13	at St. Louis	0	0	0.0	0	0	9/11	Miami	2	26	13.0	19	0
9/20	at Green Bay	2	36	18.0	24	0	9/18	at L.A. Rams	1	6	6.0	6	0
9/27	Chicago	Inactive (Back)					9/25	San Francisco	2	9	4.5	7	0
10/05	Detroit	2	15	7.5	9	0	10/2	at N.Y. Jets	0	0	0.0	0	0
10/11	at Cincinnati	2	17	8.5	9	0	10/16	Atlanta	1	9	9.0	9	0
10/18	Carolina	1	16	16.0	16	0	Games 6-9	Inactive (Knee)					
10/22	at San Francisco	0	0	0.0	0	0	11/20	Philadelphia	1	12	12.0	12	0
11/01	at Dallas	2	41	20.5	22t	1	11/27	at Tampa Bay	1	11	11.0	11	0
11/15	Arizona	0	0	0.0	0	0	12/4	Carolina	Inactive (Knee)				
11/22	San Francisco	2	15	7.5	10	0	12/11	at Green Bay	1	11	11.0	11	0
11/29	Pittsburgh	1	12	12.0	12	0	12/15	L.A. Rams	3	19	6.3	9	1
12/06	at Minnesota	2	36	18.0	22	0	12/24	Arizona	0	0	0.0	0	0
12/13	at Baltimore	1	8	8.0	8	0	1/1/17	at San Francisco	3	26	8.7	11t	1
12/20	Cleveland	2	17	8.5	11	0	<b>TOTALS (11/6)</b>		<b>15</b>	<b>129</b>	<b>8.6</b>	<b>19</b>	<b>2</b>
12/27	St. Louis	0	0	0.0	0	0	1/7	Detroit	1	4	4.0	4	0
1/03	at Arizona	Inactive (Concussion)					1/14	at Atlanta	0	0	0.0	0	0
<b>TOTALS (14/7)</b>		<b>17</b>	<b>213</b>	<b>12.5</b>	<b>24</b>	<b>1</b>	<b>TOTALS (2/1)</b>		<b>1</b>	<b>4</b>	<b>4.0</b>	<b>4</b>	<b>0</b>
1/10	at Minnesota	Inactive (Concussion)											
1/17	at Carolina	4	54	13.5	22	0							
<b>TOTALS (1/1)</b>		<b>4</b>	<b>54</b>	<b>13.5</b>	<b>22</b>	<b>0</b>							



3

## RUSSELL WILSON

### QUARTERBACK

**Height** 5-11  
**Weight** 215  
**College** Wisconsin  
**Seasons** NFL 6th, Seahawks 6th  
**Born** November 29, 1988  
**Hometown** Richmond, Va.

## WILSON'S 2017 SEASON

**at GB (9/10):** Started at QB. **SF (9/17):** Led 22nd career game-winning drive when tied or behind in the fourth quarter or overtime when he led a 10-play, 82-yard TD drive that resulted in a 9-yard TD pass to Paul Richardson. On the drive, Wilson rushed four times for 27 yards and two first downs. **at Ten (9/24):** Set career highs in attempts (49) and passing yards (373). Marked his ninth career 300-yard passing game (11th including playoffs). **at NYG (10/22):** Posted a season-best 121.1 passer rating with his 10th-career 300-yard game to go with three TD passes. **Hou (10/29):** Passed for a franchise record 452 yards and four TDs to go along with his 23rd career 4th quarter or OT comeback. Had two fourth-quarter TDs, including the game winner with :21 remaining. Was 3-3 for 80 yards in 1:18 with no timeouts remaining on the game-winning drive. Earned NFC Offensive Player of the Week for his performance. **Wash (11/5):** Rushed season-high 77 yards on 10 carries. **at SF (11/26):** Completed 12-of-15 passes for 148 yards and two TDs for a 147.4 rating in the second half. **Phi (12/3):** Passed for three TDs tying a career high with two or more TD passes in seven-straight games. **at Jax (12/10):** Had TD completions of 61 and 74 yards in the fourth quarter. Set NFL record for most fourth quarter TD passes (17) in a single season after tying Eli Manning (15 in 2011) the previous week.

### 2017

### PASSING

Date	Opponent	P/S	Att	Com	Yds	Pct	TD	Int	LG	Sacked	W/L	Rating	
09/10	at Green Bay	(S)	27	14	158	51.9	0	0	34	3/23	L	69.7	
09/17	San Francisco	(S)	39	23	198	58.9	1	0	22	3/17	W	80.9	
09/24	at Tennessee	(S)	49	29	373	59.2	4	0	46	1/9	L	110.3	
10/01	Indianapolis	(S)	26	21	295	80.8	2	2	41	3/12	W	107.5	
10/08	at L.A. Rams	(S)	37	24	198	64.9	1	1	21	3/19	W	76.2	
10/22	at N.Y. Giants	(S)	39	27	334	69.2	3	0	38t	1/13	W	121.1	
10/29	Houston	(S)	41	26	452	63.4	4	1	66	2/6	W	123.2	
11/05	Washington	(S)	45	24	297	53.3	2	2	30t	2/8	L	70.3	
11/09	at Arizona	(S)	32	22	238	68.8	2	0	54	5/26	W	111.2	
11/20	Atlanta	(S)	42	26	258	61.9	2	1	29t	3/30	L	85.2	
11/26	at San Francisco	(S)	34	20	228	58.8	2	1	26	0/0	W	86.4	
12/03	Philadelphia	(S)	31	20	227	64.5	3	0	47	2/18	W	118.6	
12/10	at Jacksonville	(S)	31	17	271	54.8	3	3	74t	2/11	L	76.9	
12/17	L.A. Rams	(S)	30	14	142	46.7	1	0	26t	7/71	L	71.8	
12/24	at Dallas	(S)	21	14	93	66.7	2	0	20	3/33	W	107.8	
<b>TOTALS</b>			<b>(15/15)</b>	<b>524</b>	<b>321</b>	<b>3,726</b>	<b>61.3</b>	<b>32</b>	<b>11</b>	<b>74t</b>	<b>40/296</b>	<b>9-6</b>	<b>94.7</b>

### 2017 RUSHING

Date	Opponent	P/S	Att	Yds	Avg	LG	TD	
09/10	at Green Bay	(S)	2	40	20.0	29	0	
09/17	San Francisco	(S)	12	34	2.8	11	0	
09/24	at Tennessee	(S)	7	26	3.7	11	0	
10/01	Indianapolis	(S)	4	38	9.5	23t	1	
10/08	at L.A. Rams	(S)	5	16	3.2	9	0	
10/22	at N.Y. Giants	(S)	2	10	5.0	7	0	
10/29	Houston	(S)	4	30	7.5	21	0	
11/05	Washington	(S)	10	77	7.7	13	0	
11/09	at Arizona	(S)	5	19	3.8	10	0	
11/20	Atlanta	(S)	7	86	12.3	17	1	
11/26	at San Francisco	(S)	7	25	3.6	11	1	
12/03	Philadelphia	(S)	6	31	5.2	10	0	
12/10	at Jacksonville	(S)	5	50	10.0	19	0	
12/17	L.A. Rams	(S)	5	39	7.8	15	0	
12/24	at Dallas	(S)	9	29	3.2	14	0	
<b>TOTALS</b>			<b>(15/15)</b>	<b>90</b>	<b>550</b>	<b>6.1</b>	<b>29</b>	<b>3</b>

## WILSON'S NFL RECORD

PASSING											
Year	Club	G/S	Att	Comp	Yds	Pct	TD	Int	LG	Sacked	Rate
2012	Seattle	16/16	393	252	3,118	64.1	26	10	67	33/203	100.0
2013	Seattle	16/16	407	257	3,357	63.1	26	9	80t	44/272	101.2
2014	Seattle	16/16	452	285	3,475	63.1	20	7	80t	42/242	95.0
2015	Seattle	16/16	483	329	4,024	*68.1	*34	8	80t	45/265	*110.1
2016	Seattle	16/16	546	*353	*4,219	64.7	21	11	59	41/293	92.6
2017	Seattle	15/15	524	321	3,762	61.3	32	11	74t	40/296	94.7
<b>NFL TOTALS</b>		<b>95/95</b>	<b>2,805</b>	<b>1,797</b>	<b>21,955</b>	<b>64.1</b>	<b>159</b>	<b>56</b>	<b>80t</b>	<b>245/1,571</b>	<b>98.9</b>

RUSHING							
Year	Club	G/S	Att	Yds	Avg	LG	TD
2012	Seattle	16/16	94	489	5.2	25t	4
2013	Seattle	16/16	96	539	5.6	27	1
2014	Seattle	16/16	**118	**849	**7.2	**55	**6
2015	Seattle	16/16	103	553	5.4	24	1
2016	Seattle	16/16	72	259	3.6	18	1
2017	Seattle	15/15	90	550	6.1	29	3
<b>NFL TOTALS</b>		<b>95/95</b>	<b>573</b>	<b>3,238</b>	<b>5.7</b>	<b>55</b>	<b>16</b>

\*Club record \*\*Club record by QB

## SINGLE-GAME HIGHS

<b>Attempts:</b>	49 at Tennessee	(9/24/17)
<b>Completions:</b>	32 at St. Louis	(9/13/15)
<b>Completion %:*</b>	82.8 vs. San Francisco (24/29)	(11/22/15)
<b>Yards:</b>	452# vs. Houston	(9/24/17)
<b>Longest, No TD:</b>	67 vs. Arizona	(12/9/12) to Anthony McCoy
<b>Longest TD:</b>	80t, 3 Times, Last vs. Pittsburgh	(11/29/15) to Doug Baldwin
<b>Most TDs:</b>	5, 2 Times, Last at Baltimore	(12/13/15)
<b>Highest Pass Rating (Home):</b>	151.4 vs. Minnesota	(11/17/13)
<b>Highest Pass Rating (Away):</b>	146.0 at Minnesota	(12/6/15)
<b>Interceptions:</b>	5 at Green Bay	(12/11/16)
<b>Rushes:</b>	14** vs. N.Y. Giants	(10/6/13)
<b>Rushing Yds.:</b>	122** at Washington	(10/6/13)
<b>Longest Rush:</b>	55**, at Arizona	(12/21/14)
<b>Rushing TD:</b>	3** at Buffalo	(12/16/12)

\*Min. 20 attempts \*\*Club record by QB #Club record

## POSTSEASON

PASSING											
Year	Club	G/S	Att	Comp	Yds	Pct	TD	Int	LG	Sacked	Rate
2012	Seattle	2/2	62	39	572	62.9	3	1	34	7/48	101.0
2013	Seattle	3/3	68	43	524	63.2	3	0	51	7/22	101.6
2014	Seattle	3/3	72	41	724	56.9	6	5	63t	10/58	81.9
2015	Seattle	2/2	74	44	508	59.5	4	3	35	7/54	81.4
2016	Seattle	2/2	60	40	449	66.7	4	2	42	6/31	97.2
<b>NFL TOTALS</b>		<b>12/12</b>	<b>336</b>	<b>207</b>	<b>2,777</b>	<b>61.6</b>	<b>20</b>	<b>11</b>	<b>63t</b>	<b>37/213</b>	<b>94.1</b>

RUSHING							
Year	Club	G/S	Att	Yds	Avg	LG	TD
2012	Seattle	2/2	15	127	8.5	17	1
2013	Seattle	3/3	11	42	3.8	16	0
2014	Seattle	3/3	17	86	5.1	17	1
2015	Seattle	2/2	8	53	6.6	14	0
2016	Seattle	2/2	9	46	5.1	14	0
<b>NFL TOTALS</b>		<b>12/12</b>	<b>60</b>	<b>354</b>	<b>5.9</b>	<b>28</b>	<b>2</b>

## 4TH-QUARTER WINS - 23 (BEHIND OR TIED ENTERING 4TH QUARTER)

Date	Opp	Situation	Result	Play/Drive & Time Remaining
09/24/12	GB	Behind 12-7	Won 14-12	24 yd TD pass as time expired
10/14/12	NE	Behind 23-17	Won 24-23	46 yd TD pass @1:18
12/02/12	at Chi	Behind 14-10		14 yd TD pass @ :24
		Tied 17-17	Won 23-17 (ot)	13 yd TD pass @7:33 in OT
12/30/12	StL	Tied 13-13	Won 20-13	1 yd TD run @ 1:39
01/06/13*	at Wash	Behind 14-13	Won 24-14	TD drive @ 7:08
09/08/13	at Car	Behind 7-6	Won 12-7	43 yd TD pass at 10:13
09/29/13	at Hou	Behind 20-6	Won 23-20 (ot)	45 yd FG @ 3:19 in OT
10/13/13	Tenn	Tied 10-10	Won 20-13	Lynch 3-yd TD run @ 7:33
11/03/13	TB	Behind 24-14	Won 27-24 (ot)	27 yd FG @ 8:11 in OT
01/19/14*	SF	Behind 17-13	Won 23-17	35-yd TD pass @ 13:44
09/21/14	Den	Tied 20-20	Won 26-20 (ot)	TD drive @ 9:14 in OT
10/26/14	at Car	Behind 9-6	Won 13-9	23-yd TD pass @0:47
11/09/14	NYG	Tied 17-17	Won 38-17	TD drive @ 12:47
12/28/14	StL	Tied 6-6	Won 20-6	TD drive @ 12:07
01/18/15*	GB	Tied 22-22	Won 28-22	35-yd TD pass @ 11:41 in OT
11/01/15	at Dal	Behind 12-10	Won 13-12	24-yard FG drive @ 1:04
11/29/15	Pitt	Behind 27-26	Won 39-30	30-yd TD pass @ 8:12
01/10/16*	at Minn	Behind 9-0	Won 10-9	46-yd FG drive @ 8:04
09/11/16	Mia	Behind 10-6	Won 12-10	2-yd TD pass @ 0:31
10/16/16	Atlanta	Behind 24-23	Won 26-24	44-yd FG @ 1:57
11/13/16	at NE	Behind 24-22	Won 31-24	23 yd FG @ 8:56
09/17/17	SF	Behind 9-6	Won 12-9	9 yd TD pass @ 7:06
10/29/17	Hou	Behind 38-34	Won 41-38	18 yd TD pass @ 0:21

\*Playoffs

## WILSON'S GAME-BY-GAME

### 2012

PASSING											
Date	Opponent	P/S	Att	Com	Yds	Pct	TD	Int	LG	Sacked	W/L Rating
09/09	at Arizona	(S)	34	18	153	52.9	1	1	27	3/14	L 62.5
09/16	Dallas	(S)	20	15	151	75.0	1	0	22t	2/18	W 112.7
09/24	Green Bay	(S)	21	10	130	47.6	2	0	41t	1/19	W 99.3
09/30	at St. Louis	(S)	25	17	160	68.0	0	3	17	2/20	L 45.8
10/07	at Carolina	(S)	25	19	221	76.0	1	2	30	2/9	W 82.3
10/14	New England	(S)	27	16	293	59.3	3	0	51	2/10	W 133.7
10/18	at San Francisco	(S)	23	9	122	39.1	0	1	36	2/7	L 38.7
10/28	at Detroit	(S)	35	25	236	71.4	2	1	19	0/0	L 96.8
11/04	Minnesota	(S)	24	16	173	66.7	3	0	23	1/8	W 127.3
11/11	N.Y. Jets	(S)	19	12	188	63.2	2	0	38t	4/22	W 131.0
11/25	at Miami	(S)	27	21	224	77.8	2	0	32	2/8	L 125.9
12/02	at Chicago	(S)	37	23	293	62.2	2	0	49	2/0	W 104.9
12/09	Arizona	(S)	13	7	148	53.8	1	1	67	1/7	W 88.0
12/16	at Buffalo	(S)	23	14	205	60.9	1	0	44	2/9	W 104.4
12/23	San Francisco	(S)	21	15	171	71.4	4	1	43	1/1	W 115.3
12/30	St. Louis	(S)	19	15	250	78.9	1	0	49	6/41	W 136.3
<b>TOTALS</b>		<b>(16/16)</b>	<b>393</b>	<b>252</b>	<b>3,118</b>	<b>64.1</b>	<b>26</b>	<b>10</b>	<b>67</b>	<b>33/203</b>	<b>11-5 100.0</b>
01/06/13	at Washington	(S)	26	15	187	57.7	1	0	33	5/31	W 92.9
01/13/13	at Atlanta	(S)	36	24	385	66.7	2	1	34	2/17	L 109.1
<b>PLAYOFF TOTALS</b>		<b>(2/2)</b>	<b>62</b>	<b>39</b>	<b>572</b>	<b>62.9</b>	<b>3</b>	<b>1</b>	<b>34</b>	<b>7/48</b>	<b>1-1 101.0</b>

W/L record reflects games started only



### 2012

RUSHING							
Date	Opponent	P/S	Att	Yds	Avg	LG	TD
09/09	at Arizona	(S)	8	20	2.5	5	0
09/16	Dallas	(S)	4	28	7.0	14	0
09/24	Green Bay	(S)	3	18	6.0	12	0
09/30	at St. Louis	(S)	7	14	2.0	8	0
10/07	at Carolina	(S)	5	12	2.4	9	0
10/14	New England	(S)	5	17	3.4	9	0
10/18	at San Francisco	(S)	3	10	3.3	9	0
10/28	at Detroit	(S)	1	9	9.0	9	0
11/04	Minnesota	(S)	9	27	3.0	13	0
11/11	N.Y. Jets	(S)	7	34	4.9	18	0
11/25	at Miami	(S)	5	38	7.6	20	0
12/02	at Chicago	(S)	9	71	7.9	13	0
12/09	Arizona	(S)	3	12	4.0	6	0
12/16	at Buffalo	(S)	9	92	10.2	25t	3
12/23	San Francisco	(S)	6	29	4.8	9	0
12/30	St. Louis	(S)	10	58	5.8	15	1
<b>TOTALS</b>		<b>(16/16)</b>	<b>94</b>	<b>489</b>	<b>5.2</b>	<b>25t</b>	<b>4</b>
01/06/13	at Washington	(S)	8	67	8.4	28	0
01/13/13	at Atlanta	(S)	7	60	8.6	17	1
<b>PLAYOFF TOTALS</b>		<b>(2/2)</b>	<b>15</b>	<b>127</b>	<b>8.5</b>	<b>28</b>	<b>1</b>

## WILSON'S GAME-BY-GAME

### 2013

### PASSING

Date	Opponent	P/S	Att	Com	Yds	Pct	TD	Int	LG	Sacked	W/L Rating
09/8	at Carolina	(S)	33	25	320	75.8	1	0	43t	2/20	W 115.7
09/15	San Francisco	(S)	19	8	142	42.1	1	1	51	4/24	W 63.9
09/22	Jacksonville	(S)	21	14	202	66.7	4	1	30	2/8	W 117.5
09/29	at Houston	(S)	23	12	123	52.2	0	1	24	5/32	W 49.7
10/06	at Indianapolis	(S)	31	15	210	48.4	2	1	28t	2/5	L 78.7
10/13	Tennessee	(S)	31	23	257	74.2	0	0	55	2/4	W 98.5
10/17	at Arizona	(S)	29	18	235	62.1	3	0	32	3/26	W 122.1
10/28	at St. Louis	(S)	18	10	139	55.6	2	0	80t	7/48	W 117.6
11/03	Tampa Bay	(S)	26	19	217	73.1	2	2	28	0/0	W 91.3
11/10	at Atlanta	(S)	26	19	287	73.1	2	0	46	1/8	W 134.6
11/17	Minnesota	(S)	18	13	230	72.2	2	0	44	1/6	W 151.4
12/02	New Orleans	(S)	30	22	310	73.3	3	0	60	1/8	W 139.6
12/08	at San Francisco	(S)	25	15	199	60.0	1	1	39t	2/21	L 81.9
12/15	at NY Giants	(S)	27	18	206	66.7	1	1	30	4/29	W 86.3
12/22	Arizona	(S)	27	11	108	40.7	1	1	28	4/19	L 49.6
12/29	St. Louis	(S)	23	15	172	65.2	1	0	47t	4/14	W 102.1
<b>TOTALS</b>		<b>(16/16)</b>	<b>407</b>	<b>257</b>	<b>3,357</b>	<b>63.1</b>	<b>26</b>	<b>9</b>	<b>80t</b>	<b>44/272</b>	<b>13-3 101.2</b>
01/11	New Orleans	(S)	18	9	103	50.0	0	0	25	3/0	W 67.6
01/19	San Francisco	(S)	25	16	215	64.0	1	0	51	4/22	W 104.6
02/02	Denver	(S)	25	18	206	72.0	2	0	37	0/0	W 123.1
<b>PLAYOFF TOTALS</b>		<b>(3/3)</b>	<b>68</b>	<b>43</b>	<b>524</b>	<b>63.2</b>	<b>3</b>	<b>0</b>	<b>51</b>	<b>7/22</b>	<b>3-0 101.6</b>

W/L record reflects games started only

### 2013

### RUSHING

Date	Opponent	P/S	Att	Yds	Avg	LG	TD
09/08	at Carolina	(S)	5	7	1.4	7	0
09/15	San Francisco	(S)	10	33	3.3	11	0
09/22	Jacksonville	(S)	2	14	7.0	10	0
09/29	at Houston	(S)	10	77	7.7	25	0
10/06	at Indianapolis	(S)	13	102	7.8	22	0
10/13	Tennessee	(S)	10	61	6.1	23	0
10/17	at Arizona	(S)	8	29	3.6	11	0
10/28	at St. Louis	(S)	3	16	5.3	17	0
11/03	Tampa Bay	(S)	6	36	6.0	16	1
11/10	at Atlanta	(S)	3	20	6.7	10	0
11/17	Minnesota	(S)	2	14	7.0	12	0
12/02	New Orleans	(S)	8	47	5.9	15	0
12/08	at San Francisco	(S)	1	2	2.0	2	0
12/15	at NY Giants	(S)	8	50	6.3	16	0
12/22	Arizona	(S)	2	32	16.0	27	0
12/29	St. Louis	(S)	5	-1	-0.2	8	0
<b>TOTALS</b>		<b>(16/16)</b>	<b>96</b>	<b>539</b>	<b>5.6</b>	<b>27</b>	<b>1</b>
01/11	New Orleans	(S)	3	16	5.3	8	0
01/19	San Francisco	(S)	5	0	0.0	3	0
02/02	Denver	(S)	3	26	8.7	16	0
<b>PLAYOFF TOTALS</b>		<b>(3/3)</b>	<b>11</b>	<b>42</b>	<b>3.8</b>	<b>16</b>	<b>0</b>



## WILSON'S GAME-BY-GAME

### 2014

### PASSING

Date	Opponent	P/S	Att	Com	Yds	Pct	TD	Int	LG	Sacked	W/L Rating
09/04	Green Bay	(S)	28	19	191	67.9	2	0	33t	1/0	W 110.9
09/14	at San Diego	(S)	25	17	202	68.0	2	0	32	2/22	L 119.1
09/21	Denver	(S)	34	24	258	70.6	2	1	39t	3/20	W 99.9
10/06	at Washington	(S)	24	18	201	75.0	2	0	36	3/23	W 127.3
10/12	Dallas	(S)	28	14	126	50.0	0	1	53	2/0	L 47.6
10/19	at St. Louis	(S)	36	23	313	63.9	2	0	49	3/21	L 110.1
10/26	at Carolina	(S)	32	20	199	62.5	1	1	23t	1/8	W 77.5
11/02	Oakland	(S)	35	17	179	48.6	0	0	39	1/2	W 63.9
11/09	NY Giants	(S)	17	10	172	58.8	0	2	60	2/12	W 53.7
11/16	at Kansas City	(S)	32	20	178	62.5	2	0	27	2/10	L 98.2
11/23	Arizona	(S)	22	17	211	77.3	1	0	48	7/42	W 121.6
11/27	at San Francisco	(S)	22	15	236	68.2	1	0	63	4/14	W 118.8
12/07	at Philadelphia	(S)	37	22	263	59.5	2	0	25	2/11	W 99.3
12/14	San Francisco	(S)	24	12	168	50.0	1	1	47	5/30	W 69.4
12/21	at Arizona	(S)	31	20	339	64.5	2	0	80t	1/10	W 122.9
12/28	St. Louis	(S)	25	17	239	68.0	0	1	38	3/17	W 81.9
<b>TOTALS</b>		<b>(16/16)</b>	<b>452</b>	<b>285</b>	<b>3,475</b>	<b>63.1</b>	<b>20</b>	<b>7</b>	<b>80t</b>	<b>42/242</b>	<b>12-4 95.0</b>
01/10	Carolina	(S)	22	15	268	68.2	3	0	63t	2/20	W 149.2
01/18	Green Bay	(S)	29	14	209	48.3	1	4	35t	5/25	W 44.3
02/01	New England	(S)	21	12	247	57.1	2	1	45	3/13	L 110.6
<b>TOTALS</b>		<b>(3/3)</b>	<b>72</b>	<b>41</b>	<b>724</b>	<b>56.9</b>	<b>6</b>	<b>5</b>	<b>63t</b>	<b>10/58</b>	<b>2-1 81.9</b>


W/L record reflects games started only

### 2014

### RUSHING

Date	Opponent	P/S	Att	Yds	Avg	LG	TD
09/04	Green Bay	(S)	7	29	4.1	13	0
09/14	at San Diego	(S)	2	18	9.0	13	0
09/21	Denver	(S)	9	40	4.4	9	0
10/06	at Washington	(S)	11	122*	11.1	29	1
10/12	Dallas	(S)	2	12	6.0	9t	1
10/19	at St. Louis	(S)	7	106	15.1	52	1
10/26	at Carolina	(S)	6	35	5.8	15	0
11/02	Oakland	(S)	8	31	3.9	19	0
11/09	NY Giants	(S)	14*	107	7.6	26	1
11/16	at Kansas City	(S)	8	71	8.9	14	0
11/23	Arizona	(S)	10	73	7.3	40	0
11/27	at San Francisco	(S)	7	35	5.0	12	0
12/07	at Philadelphia	(S)	10	48	4.8	26t	1
12/14	San Francisco	(S)	5	27	5.4	19	0
12/21	at Arizona	(S)	6	88	14.7	55*	1
12/29	St. Louis	(S)	6	7	1.2	6	0
<b>TOTALS</b>		<b>(16/16)</b>	<b>118</b>	<b>849</b>	<b>7.2</b>	<b>55</b>	<b>6</b>
01/10	Carolina	(S)	7	22	3.1	14	0
01/18	Green Bay	(S)	7	25	3.6	15	1
02/01	New England	(S)	3	39	13.0	17	0
<b>TOTALS</b>		<b>(3/3)</b>	<b>17</b>	<b>86</b>	<b>5.1</b>	<b>17</b>	<b>1</b>

\*Club record by QB





## WILSON'S GAME-BY-GAME

### 2015

### PASSING

Date	Opponent	P/S	Att	Com	Yds	Pct	TD	Int	LG	Sacked	W/L Rating
09/13	at St. Louis	(S)	41	32	251	78.0	1	1	23	6/32	L 90.1
09/20	at Green Bay	(S)	30	19	206	63.3	2	1	32	2/1	L 91.8
09/27	Chicago	(S)	30	20	235	66.7	1	0	30t	4/23	W 101.4
10/05	Detroit	(S)	26	20	287	76.9	1	0	50	6/52	W 125.0
10/11	at Cincinnati	(S)	23	15	213	65.2	1	1	46	4/16	L 91.4
10/18	Carolina	(S)	30	18	241	60.0	1	0	45	4/22	L 96.7
10/22	at San Francisco	(S)	24	18	235	75.0	1	2	43t	5/23	W 84.5
11/01	at Dallas	(S)	30	19	210	63.3	1	1	22t	0/0	W 81.3
11/15	Arizona	(S)	32	14	240	43.8	1	1	40	2/12	L 67.2
11/22	San Francisco	(S)	29	24	260	82.8	3	0	31t	2/7	W 138.6
11/29	Pittsburgh	(S)	30	21	345	70.0	5	0	80t	2/9	W 147.9
12/06	at Minnesota	(S)	27	21	274	77.8	3	0	53t	1/8	W 146.0
12/13	at Baltimore	(S)	32	23	292	71.9	5	0	49t	0/0	W 139.6
12/20	Cleveland	(S)	30	21	249	70.0	3	0	39	2/8	W 128.3
12/27	St. Louis	(S)	41	25	289	61.0	2	1	28	4/36	L 88.4
01/03	at Arizona	(S)	28	19	197	67.9	3	0	36	1/16	W 123.7
<b>TOTALS</b>		<b>(16/16)</b>	<b>483</b>	<b>329</b>	<b>4,024</b>	<b>68.1</b>	<b>34</b>	<b>8</b>	<b>80t</b>	<b>45/265</b>	<b>10-6 110.1</b>
01/10	at Minnesota	(S)	26	13	142	50.0	1	1	35	2/13	W 63.3
01/17	at Carolina	(S)	48	31	366	64.6	3	2	33t	5/41	L 91.1
<b>PLAYOFF TOTALS</b>		<b>(2/2)</b>	<b>74</b>	<b>44</b>	<b>508</b>	<b>59.5</b>	<b>4</b>	<b>3</b>	<b>35</b>	<b>7/54</b>	<b>1-1 81.4</b>

W/L record reflects games started only

### 2015

### RUSHING

Date	Opponent	P/S	Att	Yds	Avg	LG	TD
09/13	at St. Louis	(S)	8	31	3.9	10	0
09/20	at Green Bay	(S)	10	78	7.8	17	0
09/27	Chicago	(S)	6	28	4.7	13	0
10/05	Detroit	(S)	10	40	4.0	15	0
10/11	at Cincinnati	(S)	3	21	7.0	9	0
10/18	Carolina	(S)	8	53	6.6	24	0
10/22	at San Francisco	(S)	7	20	2.9	9	0
11/01	at Dallas	(S)	6	32	5.3	10	0
11/15	Arizona	(S)	6	52	8.7	20	0
11/22	San Francisco	(S)	9	30	3.3	8	0
11/29	Pittsburgh	(S)	4	14	3.5	10	0
12/06	at Minnesota	(S)	9	51	5.7	14	1
12/13	at Baltimore	(S)	1	6	6.0	6	0
12/20	Cleveland	(S)	5	46	9.2	16	0
12/27	St. Louis	(S)	6	38	6.5	21	0
01/03	at Arizona	(S)	5	13	2.6	9	0
<b>TOTALS</b>		<b>(16/16)</b>	<b>103</b>	<b>553</b>	<b>5.4</b>	<b>24</b>	<b>1</b>
01/10	at Minnesota	(S)	5	21	4.2	11	0
01/17	at Carolina	(S)	3	32	10.7	14	0
<b>PLAYOFF TOTALS</b>		<b>(2/2)</b>	<b>8</b>	<b>53</b>	<b>6.6</b>	<b>14</b>	<b>0</b>



## WILSON'S GAME-BY-GAME

### 2016

### PASSING

Date	Opponent	P/S	Att	Com	Yds	Pct	TD	Int	LG	Sacked	W/L Rating
09/11	Miami	(S)	43	27	258	62.8	1	1	24	3/18	W 77.5
09/18	at L.A.	(S)	35	22	254	62.9	0	0	53	2/15	L 84.7
09/25	San Francisco	(S)	23	15	243	65.2	1	0	59	2/17	W 114.9
10/02	at N.Y. Jets	(S)	32	23	309	71.9	3	0	42t	2/21	W 133.5
10/16	Atlanta	(S)	37	25	270	67.6	0	0	25	1/9	W 88.8
10/23	at Arizona	(S)	37	24	225	64.9	0	0	31	1/20	T 81.5
10/30	at New Orleans	(S)	34	22	253	64.7	0	1	27	1/11	L 74.8
11/07	Buffalo	(S)	26	20	282	76.9	2	0	50	4/37	W 137.0
11/13	at New England	(S)	37	25	348	67.6	3	0	39	3/24	W 124.6
11/20	Philadelphia	(S)	31	18	272	58.1	1	0	44	1/0	W 97.8
11/27	at Tampa Bay	(S)	33	17	151	51.5	0	2	21	6/33	L 38.8
12/4	Carolina	(S)	36	26	277	72.2	1	1	40	3/21	W 92.0
12/11	at Green Bay	(S)	39	22	240	56.4	1	5	31	3/22	L 43.7
12/15	L.A. Rams	(S)	26	19	229	73.1	3	1	57t	2/2	W 122.1
12/24	Arizona	(S)	45	29	350	64.4	4	0	42t	6/37	L 117.8
1/1/17	at San Francisco	(S)	32	19	258	59.4	1	0	42	1/6	W 95.6
<b>TOTALS</b>		<b>(16/16)</b>	<b>546</b>	<b>353</b>	<b>4,219</b>	<b>64.7</b>	<b>21</b>	<b>11</b>	<b>59</b>	<b>41/293</b>	<b>10-5-1 92.6</b>
1/7	Detroit	(S)	30	23	224	76.7	2	0	42	3/14	W 119.3
1/14	at Atlanta	(S)	30	17	225	56.7	2	2	40	3/17	L 75.0
<b>TOTALS</b>		<b>(2/2)</b>	<b>60</b>	<b>40</b>	<b>449</b>	<b>66.7</b>	<b>4</b>	<b>2</b>	<b>42</b>	<b>6/31</b>	<b>1-1 97.2</b>

W/L record reflects games started only

### 2016

### RUSHING

Date	Opponent	P/S	Att	Yds	Avg	LG	TD
09/11	Miami	1/1	4	16	4.0	9	0
09/18	at L.A.	1/1	5	14	2.8	8	0
09/25	San Francisco	1/1	1	3	3.0	3	0
10/02	at N.Y. Jets	1/1	5	-5	-1.0	2	0
10/16	Atlanta	1/1	6	7	1.2	6	0
10/23	at Arizona	1/1	1	-2	-2.0	-2	0
10/30	at New Orleans	1/1	3	11	3.7	5	0
11/07	Buffalo	1/1	3	10	3.3	8	1
11/13	at New England	1/1	3	6	2.0	6	0
11/20	Philadelphia	1/1	8	19	2.4	7	0
11/27	at Tampa Bay	1/1	8	80	10.0	17	0
12/4	Carolina	1/1	3	29	9.7	18	0
12/11	at Green Bay	1/1	4	19	4.8	8	0
12/15	L.A. Rams	1/1	6	12	2.0	9	0
12/24	Arizona	1/1	10	36	3.6	15	0
1/1/17	at San Francisco	1/1	2	4	2.0	4	0
<b>TOTALS</b>		<b>(16/16)</b>	<b>72</b>	<b>259</b>	<b>3.6</b>	<b>18</b>	<b>1</b>
1/7	Detroit	1/1	3	-3	-1.0	-1	0
1/14	at Atlanta	1/1	6	49	8.2	14	0
<b>PLAYOFF TOTALS</b>		<b>(2/2)</b>	<b>9</b>	<b>46</b>	<b>5.1</b>	<b>14</b>	<b>0</b>





50

## K.J. WRIGHT

### LINEBACKER

**Height** 6-4  
**Weight** 246  
**College** Mississippi State  
**Seasons** NFL 7th, Seahawks 7th  
**Born** July 23, 1989  
**Hometown** Olive Branch, Miss.

## WRIGHT'S 2017 SEASON

at GB (9/10): Started at LB and had nine tackles. SF (9/17): Led team with eight tackles. Indy (10/1): Part of a defense that limited the Colts to 32 total yards in the second half, including zero passing. at NYG (10/22): Led team with 11 stops. Hou (10/29): Had a career-high 14 tackles. at Jax (12/10): Left game in the second half with a concussion. LAR (12/17): Inactive (concussion).

### WRIGHT'S 2017 GAME-BY-GAME

Game	G/S	T	S	A	QB	Yds.	QH	Int.	Yds.	PD	FF	FR	Yds.
at GB (9/10)	1/1	9	7	2	0.0	0.0	0	0	0	0	0	0	0
SF (9/17)	1/1	8	5	3	0.0	0.0	0	0	0	1	0	0	0
at Ten (9/24)	1/1	8	5	3	0.0	0.0	0	0	0	0	0	0	0
Indy (10/1)	1/1	4	3	1	0.0	0.0	1	0	0	0	0	0	0
at LA (10/08)	1/1	2	1	1	0.0	0.0	0	0	0	0	0	0	0
at NYG (10/22)	1/1	11	6	5	0.0	0.0	0	0	0	0	0	0	0
Hou (10/29)	1/1	14	9	5	0.0	0.0	0	0	0	0	0	0	0
Wash (11/5)	1/1	7	4	3	0.0	0.0	0	0	0	0	0	0	0
at Ariz (11/9)	1/1	9	9	0	0.0	0.0	0	0	0	2	0	0	0
Atl (11/20)	1/1	6	5	1	0.0	0.0	0	0	0	0	0	0	0
at SF (11/26)	1/1	2	1	1	0.0	0.0	0	0	0	1	0	0	0
Phi (12/3)	1/1	10	8	2	0.0	0.0	1	0	0	0	0	0	0
at Jax (12/10)	1/1	3	2	1	0.0	0.0	0	0	0	0	0	0	0
LAR (12/17)		Inactive (concussion)											
at Dal (12/24)	1/1	6	4	2	0.0	0.0	0	1	1	2	0	1	0
<b>Totals</b>	<b>14/14</b>	<b>99</b>	<b>69</b>	<b>30</b>	<b>0.0</b>	<b>0.0</b>	<b>2</b>	<b>1</b>	<b>1</b>	<b>6</b>	<b>0</b>	<b>1</b>	<b>0</b>

**Additional Stats:** Special Teams Tackles: 1.

## WRIGHT'S NFL RECORD

Club	G/S	Tackles			Sacks		Interceptions				TD	PD	FF	FR	Yds
		Tkl	So	Ast	QB	Yds	No	Yds	Avg	LG					
2011 Seattle	16/12	61	46	15	2.0	9.0	0	0	0.0	0	0	2	1	1	30
2012 Seattle	15/15	96	66	30	1.0	13.0	1	24	24.0	24	0	5	1	0	0
2013 Seattle	13/13	80	46	34	1.5	4.5	0	0	0.0	0	0	4	0	1	0
2014 Seattle	16/16	107	74	33	2.0	8.0	0	0	0.0	0	0	4	2	1	0
2015 Seattle	16/16	116	71	45	1.0	11.0	0	0	0.0	0	0	3	4	2	4
2016 Seattle	16/16	126	72	54	4.0	7.0	0	0	0.0	0	0	5	1	1	0
2017 Seattle	14/14	99	69	30	0.0	0.0	1	1	0.0	1	0	6	0	1	0
<b>NFL TOTALS</b>	<b>106/102</b>	<b>685</b>	<b>444</b>	<b>241</b>	<b>11.5</b>	<b>52.5</b>	<b>2</b>	<b>25</b>	<b>12.5</b>	<b>24</b>	<b>0</b>	<b>29</b>	<b>9</b>	<b>7</b>	<b>34</b>

### POSTSEASON

Club	G/S	Tackles			Sacks		Interceptions				TD	PD	FF	FR	Yds
		Tkl	So	Ast	QB	Yds	No	Yds	Avg	LG					
2012 Seattle	2/2	16	8	8	0.0	0.0	0	0	0.0	0	0	2	0	0	0
2013 Seattle	2/1	8	5	3	0.0	0.0	0	0	0.0	0	0	0	0	0	0
2014 Seattle	3/3	23	16	7	0.0	0.0	0	0	0.0	0	0	1	0	0	0
2015 Seattle	2/2	21	11	10	0.5	3.0	0	0	0.0	0	0	0	0	0	0
2016 Seattle	2/2	16	8	8	0.0	0.0	0	0	0.0	0	0	0	0	0	0
<b>NFL TOTALS</b>	<b>11/10</b>	<b>84</b>	<b>48</b>	<b>36</b>	<b>0.5</b>	<b>3.0</b>	<b>0</b>	<b>0</b>	<b>0.0</b>	<b>0</b>	<b>0</b>	<b>3</b>	<b>0</b>	<b>0</b>	<b>0</b>

## WRIGHT'S SINGLE-GAME HIGHS

**Tackles:** 13, vs. Oakland (11/2/14)      **Fumble Recoveries:** 1, 7 Times, Last at Dallas (12/24/17)  
**Forced Fumbles:** 1, 9 Times, Last vs. Carolina (12/4/16)      **Sacks:** 1.0, 11 Times, Last at San Francisco (1/1/17)  
**Interceptions:** 1, 2 Times, Last at Dallas (12/24/17)      **Touchdowns:** 1, FR at Dallas (11/1/15)

## ADDITIONAL STATS

**Special Teams Tackles:** 2011 (4), 2012 (3), 2017 (1); **Career:** (8). **Postseason:** 2013 (1), 2014 (1); **Career:** (2).

# National Football League Game Summary

NFL Copyright © 2017 by The National Football League. All rights reserved. This summary and play-by-play is for the express purpose of assisting media in their coverage of the game; any other use of this material is prohibited without the written permission of the National Football League. Updated: 12/25/2017

Date: Sunday, 12/24/2017

## Seattle Seahawks at Dallas Cowboys

Start Time: 3:25 PM CST

at AT&T Stadium, Arlington, Texas

### Game Day Weather

Played Indoors on Turf: Artificial

Outdoor Weather: T: 44; H: 55%; W: N,15,

### Officials

Referee: Hussey, John (35)	Umpire: Michalek, Tony (115)	Down Judge: Bergman, Jerry (91)
Line Judge: Marinucci, Ron (107)	Field Judge: Buchanan, Jimmy (86)	Side Judge: Baynes, Allen (56)
Back Judge: Ferguson, Keith (61)	Replay Official: Wimmer, Mike (0)	

### Lineups

Seattle Seahawks			Dallas Cowboys				
Offense		Defense	Offense		Defense		
WR 89	D.Baldwin	LDE 72	M.Bennett	WR 88	D.Bryant	DE 90	D.Lawrence
LT 76	D.Brown	LDT 90	J.Reed	LT 77	T.Smith	DT 96	M.Collins
LG 78	L.Joeckel	RDT 91	S.Richardson	LG 64	J.Cooper	DT 56	D.Jones
C 68	J.Britt	RDE 55	F.Clark	C 72	T.Frederick	DE 98	T.Crawford
RG 77	E.Pocic	OLB 54	B.Wagner	RG 70	Z.Martin	S 25	X.Woods
RT 65	G.Ifedi	MLB 50	K.Wright	RT 71	L.Collins	MLB 59	A.Hitchens
TE 88	J.Graham	OLB 41	B.Maxwell	TE 82	J.Witten	WLB 50	S.Lee
WR 10	P.Richardson	LCB 28	J.Coleman	WR 83	T.Williams	CB 33	C.Awuzie
QB 3	R.Wilson	RCB 30	B.McDougald	QB 4	D.Prescott	SS 38	J.Heath
WR 16	T.Lockett	CB 26	S.Griffin	WR 85	N.Brown	FS 31	B.Jones
RB 39	M.Davis	FS 29	E.Thomas	RB 21	E.Elliott	CB 27	J.Lewis

### Substitutions

K 7 B.Walsh, P 9 J.Ryan, WR 19 T.McEvoy, CB 20 J.Lane, RB 21 J.McKissic, CB 23 N.Thorpe, FS 33 T.Thompson, RB 34 T.Rawls, DB 35 D.Shead, SS 42 D.Hill, LB 47 P.Dawson, LB 52 T.Garvin, LB 57 M.Wilhoite, G 64 J.Roos, LS 69 T.Ott, T 73 M.Tobin, TE 81 N.Vannett, TE 82 L.Willson, WR 84 A.Darboh, DE 93 B.Jackson, DE 95 D.Jordan, DE 97 M.Smith, DT 98 G.Smith

### Substitutions

K 5 D.Bailey, P 6 C.Jones, WR 10 R.Switzer, WR 11 C.Beasley, CB 23 B.Benwikere, CB 30 A.Brown, S 35 K.Frazier, FB 41 K.Smith, RB 45 R.Smith, LB 51 K.Wilber, LB 54 J.Smith, LB 57 D.Wilson, DE 66 L.Neal, DE 68 D.Ross, C 73 J.Looney, T 75 B.Bell, G/T 79 C.Green, TE 84 J.Hanna, TE 87 G.Swaim, LS 91 L.Ladouceur, DE 93 B.Mayowa, DE 97 T.Charlton

### Did Not Play

QB 6 A.Davis

### Did Not Play

QB 7 C.Rush, RB 46 A.Morris

### Not Active

RB 27 E.Lacy, DB 40 M.Tyson, C 53 J.Hunt, LB 58 D.Alexander, WR 83 D.Moore, DT 92 N.Jones, DE 99 Q.Jefferson

### Not Active

WR 19 B.Butler, CB 32 O.Scandrick, OLB 52 J.Durant, LB 53 J.March-Lillard, NT 76 R.Ash, TE 89 B.Jarwin, DT 95 D.Irving

### Field Goals (made ( ) & missed)

		D.Bailey	(34)	(51)	(51)	(39)	34WR	48WR	
		1	2	3	4	OT	Total		
VISITOR:	Seattle Seahawks	0	7	7	7	0	21		
HOME:	Dallas Cowboys	0	9	3	0	0	12		

### Scoring Plays

Team	Qtr	Time	Play Description (Extra Point) (Drive Info)	Visitor	Home
Cowboys	2	14:11	D.Bailey 34 yd. Field Goal (11-42, 5:50)	0	3
Cowboys	2	5:48	D.Bailey 51 yd. Field Goal (8-30, 5:24)	0	6
Seahawks	2	1:38	J.Graham 3 yd. pass from R.Wilson (B.Walsh kick) (5-43, 2:24)	7	6
Cowboys	2	0:03	D.Bailey 51 yd. Field Goal (8-49, 1:35)	7	9
Seahawks	3	11:19	J.Coleman 30 yd. interception return (B.Walsh kick)	14	9
Cowboys	3	8:36	D.Bailey 39 yd. Field Goal (5-44, 2:43)	14	12
Seahawks	4	11:59	D.Baldwin 6 yd. pass from R.Wilson (B.Walsh kick) (13-79, 6:25)	21	12

Paid Attendance: 92,150

Time: 2:56





Seattle Seahawks vs Dallas Cowboys  
12/24/2017 at AT&T Stadium

# Final Team Statistics

	Visitor Seahawks	Home Cowboys
<b>TOTAL FIRST DOWNS</b>	15	21
By Rushing	5	7
By Passing	7	10
By Penalty	3	4
<b>THIRD DOWN EFFICIENCY</b>	4-11-36%	6-13-46%
<b>FOURTH DOWN EFFICIENCY</b>	0-0-0%	1-1-100%
<b>TOTAL NET YARDS</b>	136	283
Total Offensive Plays (inc. times thrown passing)	54	68
Average gain per offensive play	2.5	4.2
<b>NET YARDS RUSHING</b>	76	128
Total Rushing Plays	30	30
Average gain per rushing play	2.5	4.3
Tackles for a loss-number and yards	6-17	1-2
<b>NET YARDS PASSING</b>	60	155
Times thrown - yards lost attempting to pass	3-33	4-27
Gross yards passing	93	182
<b>PASS ATTEMPTS-COMPLETIONS-HAD INTERCEPTED</b>	21-14-0	34-21-2
Avg gain per pass play (inc.# thrown passing)	2.5	4.1
<b>KICKOFFS Number-In End Zone-Touchbacks</b>	4-3-2	5-5-5
<b>PUNTS Number and Average</b>	7-46.1	2-50.0
Had Blocked	0	0
<b>FGs - PATs Had Blocked</b>	0-0	0-0
<b>Net Punting Average</b>	41.6	45.5
<b>TOTAL RETURN YARDAGE (Not Including Kickoffs)</b>	40	32
No. and Yards Punt Returns	1-9	5-32
No. and Yards Kickoff Returns	0-0	2-45
No. and Yards Interception Returns	2-31	0-0
<b>PENALTIES Number and Yards</b>	11-142	7-75
<b>FUMBLES Number and Lost</b>	1-0	1-1
<b>TOUCHDOWNS</b>	3	0
Rushing	0	0
Passing	2	0
Interceptions	1	0
<b>EXTRA POINTS Made-Attempts</b>	3-3	0-0
Kicking Made-Attempts	3-3	0-0
<b>FIELD GOALS Made-Attempts</b>	0-0	4-6
<b>RED ZONE EFFICIENCY</b>	2-2-100%	0-2-0%
<b>GOAL TO GO EFFICIENCY</b>	2-2-100%	0-1-0%
<b>SAFETIES</b>	0	0
<b>FINAL SCORE</b>	21	12
<b>TIME OF POSSESSION</b>	27:10	32:50

## Ball Possession And Drive Chart

### Seattle Seahawks

#	Time Recd	Time Lost	Time Poss	How Ball Obtained	Drive Began	# Play	Yds Gain	Yds Pen	Net Yds	1st Down	Last Scrm	How Given Up
1	14:06	10:35	3:31	Punt	SEA 31	8	22	0	22	2	DAL 47	Punt
2	6:06	5:01	1:05	Punt	SEA 1	3	0	0	0	0	SEA 1	Punt
3	14:11	11:12	2:59	Kickoff	SEA 25	5	6	0	6	1	SEA 31	Punt
4	5:48	4:10	1:38	Kickoff	SEA 25	3	-17	0	-17	0	SEA 8	Punt
5	4:02	1:38	2:24	Fumble	DAL 43	5	33	10	43	4	* DAL 3	Touchdown
6	0:03	0:00	0:03	Kickoff	SEA 25	1	-2	0	-2	0	SEA 25	End of Half
7	15:00	11:59	3:01	Kickoff	SEA 25	5	9	0	9	1	SEA 34	Punt
8	8:36	6:31	2:05	Kickoff	SEA 25	3	6	-5	1	0	SEA 26	Punt
9	3:24	11:59	6:25	Interception	SEA 21	13	64	15	79	6	* DAL 6	Touchdown
10	5:39	2:40	2:59	Missed FG	SEA 24	6	15	-10	5	1	SEA 29	Punt
11	1:00	0:00	1:00	Missed FG	SEA 38	2	-2	0	-2	0	SEA 37	End of Game

(297) Average SEA 27

### Dallas Cowboys

#	Time Recd	Time Lost	Time Poss	How Ball Obtained	Drive Began	# Play	Yds Gain	Yds Pen	Net Yds	1st Down	Last Scrm	How Given Up
1	15:00	14:06	0:54	Kickoff	DAL 25	3	2	0	2	0	DAL 27	Punt
2	10:35	6:06	4:29	Punt	DAL 7	10	43	0	43	3	50	Punt
3	5:01	14:11	5:50	Punt	DAL 42	11	42	0	42	3	* SEA 16	Field Goal
4	11:12	5:48	5:24	Punt	DAL 37	8	40	-10	30	3	SEA 33	Field Goal
5	4:10	4:02	0:08	Punt	DAL 35	1	8	0	8	0	DAL 35	Fumble
6	1:38	0:03	1:35	Kickoff	DAL 18	8	44	5	49	3	SEA 33	Field Goal
7	11:59	11:19	0:40	Punt	DAL 26	2	3	0	3	0	DAL 29	Interception
8	11:19	8:36	2:43	Kickoff	DAL 35	5	-4	48	44	1	SEA 21	Field Goal
9	6:31	3:24	3:07	Punt	DAL 31	6	39	5	44	2	SEA 25	Interception
10	11:59	5:39	6:20	Kickoff	DAL 25	12	40	19	59	4	* SEA 16	Missed FG
11	2:40	1:00	1:40	Punt	DAL 39	8	26	5	31	2	SEA 30	Missed FG

(320) Average DAL 29

### \* inside opponent's 20

Time of Possession by Quarter		1st	2nd	3rd	4th	OT	Total
Visitor	Seattle Seahawks	4:36	7:04	8:30	7:00		27:10
Home	Dallas Cowboys	10:24	7:56	6:30	8:00		32:50

### Kickoff Drive No.-Start Average

Seahawks: 5 - SEA 25

Cowboys: 4 - DAL 26

Seattle Seahawks vs Dallas Cowboys  
12/24/2017 at AT&T Stadium

# Final Defensive Statistics

**Seattle Seahawks**

**Regular Defensive Plays**

**Special Teams**

**Misc**

	TKL	AST	COMB	SK	/ YDS	TFL	Q	IN	PD	FF	FR	TKL	AST	FF	FR	BL	TKL	AST	FF	FR	
E.Thomas	5	6	11	0	0	0	0	0	0	0	0	0	0	0	0	0	0	0	0	0	0
B.Wagner	5	3	8	0	0	0	1	0	0	0	0	0	0	0	0	0	0	0	0	0	0
K.Wright	4	2	6	0	0	0	0	1	2	0	1	0	0	0	0	0	0	0	0	0	0
B.Maxwell	5	0	5	0	0	0	0	0	1	1	0	0	0	0	0	0	0	0	0	0	0
S.Griffin	4	1	5	1	5	1	1	0	0	0	0	0	0	0	0	0	0	0	0	0	0
B.McDougald	4	1	5	0	0	0	0	0	0	0	0	0	0	0	0	0	0	0	0	0	0
M.Bennett	3	1	4	1	6	1	1	0	0	0	0	0	0	0	0	0	0	0	0	0	0
F.Clark	2	2	4	1	11	1	2	0	0	0	0	0	0	0	0	0	0	0	0	0	0
S.Richardson	2	2	4	0	0	0	0	0	0	0	0	0	0	0	0	0	0	0	0	0	0
D.Jordan	3	0	3	1	5	1	1	0	0	0	0	0	0	0	0	0	0	0	0	0	0
J.Coleman	2	1	3	0	0	0	1	1	1	0	0	0	0	0	0	0	0	0	0	0	0
G.Smith	2	0	2	0	0	0	0	0	0	0	0	0	0	0	0	0	0	0	0	0	0
J.Reed	1	1	2	0	0	1	1	0	0	0	0	0	0	0	0	0	0	0	0	0	0
B.Jackson	1	0	1	0	0	0	0	0	0	0	0	0	0	0	0	0	0	0	0	0	0
M.Smith	0	1	1	0	0	0	0	0	0	0	0	0	0	0	0	0	0	0	0	0	0
M.Wilhoite	0	1	1	0	0	0	0	0	0	0	0	0	0	0	0	0	0	0	0	0	0
J.Lane	0	0	0	0	0	0	0	0	0	0	0	3	0	0	0	0	0	0	0	0	0
P.Dawson	0	0	0	0	0	0	0	0	0	0	0	1	1	0	0	0	0	0	0	0	0
L.Wilson	0	0	0	0	0	0	0	0	0	0	0	1	0	0	0	0	0	0	0	0	0
N.Vannett	0	0	0	0	0	0	0	0	0	0	0	0	1	0	0	0	0	0	0	0	0
D.Hill	0	0	0	0	0	0	0	0	0	0	0	0	1	0	0	0	0	0	0	0	0
T.Thompson	0	0	0	0	0	0	0	0	0	0	0	0	1	0	0	0	0	0	0	0	0
R.Wilson	0	0	0	0	0	0	0	0	0	0	0	0	0	0	0	0	0	0	0	0	1
<b>Total</b>	<b>43</b>	<b>22</b>	<b>65</b>	<b>4</b>	<b>27</b>	<b>5</b>	<b>8</b>	<b>2</b>	<b>4</b>	<b>1</b>	<b>1</b>	<b>5</b>	<b>4</b>	<b>0</b>	<b>0</b>	<b>0</b>	<b>0</b>	<b>0</b>	<b>0</b>	<b>0</b>	<b>1</b>

TKL = Tackle AST = Assist COMB = Combined QH=QB Hit IN = Interception PD = Pass Defense FF = Forced Fumble FR = Fumble Recovery

**Dallas Cowboys**

**Regular Defensive Plays**

**Special Teams**

**Misc**

	TKL	AST	COMB	SK	/ YDS	TFL	QH	IN	PD	FF	FR	TKL	AST	FF	FR	BL	TKL	AST	FF	FR	
S.Lee	6	7	13	0	0	2	0	0	0	0	0	0	0	0	0	0	0	0	0	0	0
C.Awuzie	2	3	5	0	0	0	0	0	0	0	0	0	0	0	0	0	0	0	0	0	0
J.Heath	4	0	4	0	0	1	0	0	0	0	0	1	0	0	0	0	0	0	0	0	0
A.Hitchens	2	2	4	0	0	0	1	0	0	0	0	0	0	0	0	0	0	0	0	0	0
T.Crawford	2	1	3	0	0	0	0	0	1	0	0	0	0	0	0	0	0	0	0	0	0
M.Collins	1	2	3	0	0	0	1	0	0	0	0	0	0	0	0	0	0	0	0	0	0
D.Wilson	1	2	3	0	0	0	0	0	0	0	0	0	0	0	0	0	0	0	0	0	0
D.Jones	1	2	3	0	0	1	0	0	0	0	0	0	0	0	0	0	0	0	0	0	0
D.Lawrence	2	0	2	1	22	1	2	0	0	0	0	0	0	0	0	0	0	0	0	0	0
T.Charlton	2	0	2	1	4	1	1	0	0	0	0	0	0	0	0	0	0	0	0	0	0
B.Mayowa	2	0	2	1	7	2	1	0	0	0	0	0	0	0	0	0	0	0	0	0	0
J.Lewis	2	0	2	0	0	0	0	0	0	0	0	0	0	0	0	0	0	0	0	0	0
D.Ross	1	1	2	0	0	0	0	0	0	0	0	0	0	0	0	0	0	0	0	0	0
B.Jones	1	1	2	0	0	0	0	0	0	0	0	0	0	0	0	0	0	0	0	0	0
X.Woods	1	1	2	0	0	0	0	0	0	0	0	0	0	0	0	0	0	0	0	0	0
A.Brown	0	1	1	0	0	0	0	0	0	0	0	0	0	0	0	0	0	0	0	0	0
J.Smith	0	1	1	0	0	0	0	0	0	0	0	0	0	0	0	0	0	0	0	0	0
J.Hanna	0	0	0	0	0	0	0	0	0	0	0	0	0	0	0	0	1	0	0	0	0
L.Collins	0	0	0	0	0	0	0	0	0	0	0	0	0	0	0	0	1	0	0	0	0
<b>Total</b>	<b>30</b>	<b>24</b>	<b>54</b>	<b>3</b>	<b>33</b>	<b>8</b>	<b>6</b>	<b>0</b>	<b>1</b>	<b>0</b>	<b>0</b>	<b>1</b>	<b>0</b>	<b>0</b>	<b>0</b>	<b>0</b>	<b>2</b>	<b>0</b>	<b>0</b>	<b>0</b>	<b>0</b>







# First Quarter

12/24/2017

## Play By Play

DAL wins toss, elects to Receive, and SEA elects to defend the South goal.

B.Walsh kicks 65 yards from SEA 35 to end zone, Touchback.

### Dallas Cowboys at 15:00

- 1-10-DAL 25 (15:00) E.Elliott right tackle to DAL 27 for 2 yards (S.Richardson).  
 2-8-DAL 27 (14:26) (Shotgun) D.Prescott pass incomplete short middle to D.Bryant. Pass incomplete on a "drag" route.  
 3-8-DAL 27 (14:22) (Shotgun) D.Prescott pass incomplete short middle to J.Witten [F.Clark].  
 4-8-DAL 27 (14:17) (Punt formation) C.Jones punts 51 yards to SEA 22, Center-L.Ladouceur. T.Lockett to SEA 31 for 9 yards (J.Heath).

### Seattle Seahawks at 14:06

- 1-10-SEA 31 (14:06) (Shotgun) R.Wilson pass short right to D.Baldwin pushed ob at SEA 38 for 7 yards (S.Lee).  
 2-3-SEA 38 (13:36) (Shotgun) R.Wilson left end to SEA 44 for 6 yards (T.Crawford). R1  
1-10-SEA 44 (13:04) M.Davis left tackle to SEA 46 for 2 yards (D.Lawrence).  
 2-8-SEA 46 (12:30) R.Wilson pass incomplete deep right to D.Baldwin. Pass incomplete on play action; deep go route.  
 3-8-SEA 46 (12:21) (Shotgun) R.Wilson pass short right to P.Richardson to DAL 43 for 11 yards (C.Awuzie). P2  
1-10-DAL 43 (11:38) (Shotgun) R.Wilson sacked at DAL 47 for -4 yards (T.Charlton).  
 2-14-DAL 47 (10:54) (Shotgun) R.Wilson pass incomplete short left to D.Baldwin.  
 3-14-DAL 47 (10:47) (Shotgun) R.Wilson pass incomplete short middle to T.Lockett.  
 4-14-DAL 47 (10:41) (Punt formation) J.Ryan punts 40 yards to DAL 7, Center-T.Ott, downed by SEA-J.Lane.

### Dallas Cowboys at 10:35

- 1-10-DAL 7 (10:35) E.Elliott right tackle to DAL 12 for 5 yards (B.McDougald). Dallas's Tyron Smith has a knee injury; his return is questionable.  
 2-5-DAL 12 (10:04) E.Elliott right end pushed ob at DAL 18 for 6 yards (B.Wagner). R1  
1-10-DAL 18 (9:22) D.Prescott pass incomplete short right to N.Brown.  
 2-10-DAL 18 (9:16) (Shotgun) D.Prescott right tackle to DAL 21 for 3 yards (B.Wagner; E.Thomas).  
 3-7-DAL 21 (8:36) (Shotgun) D.Prescott pass short right to T.Williams to DAL 32 for 11 yards (E.Thomas). Pass complete on a "slant" pattern. P2  
1-10-DAL 32 (8:01) E.Elliott left tackle to DAL 35 for 3 yards (D.Jordan).  
 2-7-DAL 35 (7:33) (Shotgun) D.Prescott pass short middle to T.Williams to DAL 46 for 11 yards (S.Griffin). Pass complete on a "slant" pattern. P3  
1-10-DAL 46 (6:55) E.Elliott left tackle to 50 for 4 yards (E.Thomas; M.Smith).  
 2-6-50 (6:26) D.Prescott pass incomplete short right to N.Brown (B.Maxwell) [J.Reed].  
 3-6-50 (6:21) (Shotgun) D.Prescott pass incomplete deep left to D.Bryant [J.Coleman].  
 4-6-50 (6:16) (Punt formation) C.Jones punts 49 yards to SEA 1, Center-L.Ladouceur, downed by DAL-K.Frazier.

### Seattle Seahawks at 6:06

- 1-10-SEA 1 (6:06) M.Davis left tackle to SEA 1 for no gain (J.Lewis).  
 2-10-SEA 1 (5:25) R.Wilson pass incomplete deep left to P.Richardson.  
 3-10-SEA 1 (5:18) (Shotgun) R.Wilson pass incomplete deep right to P.Richardson.  
 4-10-SEA 1 (5:12) (Punt formation) J.Ryan punts 53 yards to DAL 46, Center-T.Ott. R.Switzer to SEA 48 for 6 yards (J.Lane).  
*PENALTY on DAL-K.Smith, Illegal Block Above the Waist, 10 yards, enforced at SEA 48.*

### Dallas Cowboys at 5:01

- 1-10-DAL 42 (5:01) E.Elliott left tackle to DAL 47 for 5 yards (B.Wagner; M.Bennett).  
 2-5-DAL 47 (4:26) E.Elliott right tackle to SEA 47 for 6 yards (G.Smith). R4  
1-10-SEA 47 (3:45) E.Elliott right end to SEA 41 for 6 yards (G.Smith).  
 2-4-SEA 41 (3:04) (No Huddle, Shotgun) D.Prescott pass short right to R.Smith to SEA 36 for 5 yards (K.Wright). P5  
1-10-SEA 36 (2:24) E.Elliott right end to SEA 31 for 5 yards (S.Richardson).  
 2-5-SEA 31 (1:42) (Shotgun) D.Prescott scrambles left end ran ob at SEA 27 for 4 yards (B.Wagner).  
 3-1-SEA 27 (1:12) E.Elliott right guard to SEA 23 for 4 yards (J.Reed; E.Thomas). R6  
 Timeout #1 by SEA at 00:35.  
1-10-SEA 23 (:35) E.Elliott right end to SEA 18 for 5 yards (S.Richardson; E.Thomas).

### END OF QUARTER

	Score	Time Poss	First Downs				Efficiencies	
			R	P	X	T	3 Down	4 Down
Seattle Seahawks	0	4:36	1	1	0	2	1/3	0/0
Dallas Cowboys	0	10:24	3	3	0	6	2/4	0/0

## Second Quarter

12/24/2017

## Play By Play

Dallas Cowboys continued.

- 2-5-SEA 18 (15:00) (Shotgun) D.Prescott pass short left to E.Elliott to SEA 16 for 2 yards (B.McDougald).  
 3-3-SEA 16 (14:22) (Shotgun) D.Prescott pass incomplete short left to J.Witten.  
 4-3-SEA 16 (14:16) (Field Goal formation) **D.Bailey 34 yard field goal is GOOD, Center-L.Ladouceur, Holder-C.Jones.**

SEA 0 DAL 3, 11 plays, 42 yards, 5:50 drive, 0:49 elapsed

D.Bailey kicks 65 yards from DAL 35 to end zone, Touchback.

## Seattle Seahawks at 14:11

- 1-10-SEA 25 (14:11) M.Davis right tackle to SEA 33 for 8 yards (D.Ross).  
 2-2-SEA 33 (13:44) M.Davis left tackle to SEA 39 for 6 yards (M.Collins; S.Lee). R3  
1-10-SEA 39 (13:15) R.Wilson pass short right to D.Baldwin to SEA 41 for 2 yards (T.Charlton). Quick screen pass.  
 2-8-SEA 41 (12:42) M.Davis up the middle to SEA 38 for -3 yards (B.Mayowa).  
 3-11-SEA 38 (11:59) (Shotgun) R.Wilson sacked at SEA 31 for -7 yards (B.Mayowa).  
 4-18-SEA 31 (11:22) (Punt formation) J.Ryan punts 42 yards to DAL 27, Center-T.Ott. R.Switzer to DAL 37 for 10 yards (J.Lane).

## Dallas Cowboys at 11:12

- 1-10-DAL 37 (11:12) E.Elliott left guard to DAL 46 for 9 yards (M.Bennett).  
 2-1-DAL 46 (10:36) E.Elliott up the middle to 50 for 4 yards (B.Jackson). R7  
1-10-50 (9:59) E.Elliott right tackle to SEA 44 for 6 yards (M.Wilhoite; E.Thomas).  
 2-4-SEA 44 (9:20) (Shotgun) R.Smith left end to SEA 39 for 5 yards (E.Thomas). R8  
1-10-SEA 39 (8:35) D.Prescott pass short right to K.Smith to SEA 39 for no gain (K.Wright). X9  
*PENALTY on SEA-M.Wilhoite, Defensive Holding, 5 yards, enforced at SEA 39 - No Play.*  
1-10-SEA 34 (8:10) R.Smith up the middle to SEA 29 for 5 yards (E.Thomas).  
 2-5-SEA 29 (7:32) E.Elliott up the middle to SEA 26 for 3 yards (F.Clark; S.Griffin).  
 3-2-SEA 26 (6:55) (Shotgun) D.Prescott right tackle to SEA 25 for 1 yard (J.Reed).  
*PENALTY on DAL-G.Swaim, Illegal Crackback, 15 yards, enforced at SEA 26 - No Play.*  
 3-17-SEA 41 (6:34) (Shotgun) D.Prescott pass short right to R.Smith to SEA 33 for 8 yards (J.Coleman).  
 4-9-SEA 33 (5:53) (Field Goal formation) **D.Bailey 51 yard field goal is GOOD, Center-L.Ladouceur, Holder-C.Jones.**

SEA 0 DAL 6, 8 plays, 30 yards, 1 penalty, 5:24 drive, 9:12 elapsed

D.Bailey kicks 65 yards from DAL 35 to end zone, Touchback. Dallas's Maliek Collins has a knee injury, his return is questionable.

## Seattle Seahawks at 5:48

- 1-10-SEA 25 (5:48) (Shotgun) R.Wilson pass incomplete short middle (T.Crawford). Ball was knocked down the line of scrimmage.  
 2-10-SEA 25 (5:44) (Shotgun) M.Davis up the middle to SEA 30 for 5 yards (A.Hitchens).  
 3-5-SEA 30 (5:05) (Shotgun) R.Wilson sacked at SEA 8 for -22 yards (D.Lawrence).  
 4-27-SEA 8 (4:21) (Punt formation) J.Ryan punts 47 yards to DAL 45, Center-T.Ott. R.Switzer to 50 for 5 yards (P.Dawson; N.Vannett).  
*PENALTY on DAL-K.Wilber, Unsportsmanlike Conduct, 15 yards, enforced at 50.*

## Dallas Cowboys at 4:10

- 1-10-DAL 35 (4:10) D.Prescott pass short right to D.Bryant to DAL 43 for 8 yards (B.Maxwell). FUMBLES (B.Maxwell), RECOVERED by SEA-K.Wright at DAL 43. K.Wright to DAL 43 for no gain (J.Hanna).

## Seattle Seahawks at 4:02

- 1-10-DAL 43 (4:02) R.Wilson pass short middle to M.Davis to DAL 31 for 12 yards (A.Hitchens; C.Awuzie). P4  
1-10-DAL 31 (3:22) T.Rawls left tackle to DAL 25 for 6 yards (S.Lee; D.Wilson).  
 2-4-DAL 25 (2:47) R.Wilson left end to DAL 11 for 14 yards (J.Heath). R5  
1-10-DAL 11 (2:05) (Shotgun) R.Wilson pass incomplete short left to J.Graham. X6  
*PENALTY on DAL-J.Lewis, Defensive Pass Interference, 10 yards, enforced at DAL 11 - No Play.*  
*Penalty on DAL-D.Lawrence, Defensive Offside, declined.*

Two-Minute Warning

- 1-1-DAL 1 (1:58) (Shotgun) R.Wilson FUMBLES (Aborted) at DAL 3, and recovers at DAL 3. R.Wilson to DAL 3 for no gain (J.Heath).  
 Timeout #1 by DAL at 01:42.  
 2-3-DAL 3 (1:42) (Shotgun) **R.Wilson pass short left to J.Graham for 3 yards, TOUCHDOWN.** P7  
 B. Walsh extra point is GOOD, Center-T.Ott, Holder-J.Ryan.

SEA 7 DAL 6, 5 plays, 43 yards, 1 penalty, 2:24 drive, 13:22 elapsed

B. Walsh kicks 65 yards from SEA 35 to DAL 0. R.Switzer to DAL 18 for 18 yards (P.Dawson).

Dallas Cowboys at 1:38, (1st play from scrimmage 1:34)

**Seattle Seahawks vs Dallas Cowboys at AT&T Stadium**

- 1-10-DAL 18 (1:34) (Shotgun) D.Prescott pass short right to T.Williams to DAL 22 for 4 yards (B.Maxwell).
- 2-6-DAL 22 (1:13) (No Huddle, Shotgun) D.Prescott pass short middle to E.Elliott to DAL 26 for 4 yards (K.Wright; F.Clark).
- 3-2-DAL 26 (:47) (Shotgun) *PENALTY on SEA-M.Bennett, Defensive Offside, 5 yards, enforced at DAL 26 - No Play.* X10
- 1-10-DAL 31 (:45) (Shotgun) D.Prescott pass short middle to C.Beasley to DAL 37 for 6 yards (K.Wright; S.Richardson).  
Timeout #2 by DAL at 00:38.
- 2-4-DAL 37 (:38) (Shotgun) D.Prescott scrambles left end ran ob at 50 for 13 yards (S.Griffin). R11
- 1-10-50 (:30) (Shotgun) D.Prescott pass short middle to T.Williams to SEA 33 for 17 yards (S.Griffin). P12  
Timeout #3 by DAL at 00:18.
- 1-10-SEA 33 (:18) (Shotgun) D.Prescott pass incomplete short left to J.Witten.
- 2-10-SEA 33 (:13) (Shotgun) D.Prescott pass incomplete short left to J.Witten.
- 3-10-SEA 33 (:08) **(Field Goal formation) D.Bailey 51 yard field goal is GOOD, Center-L.Ladouceur, Holder-C.Jones.**

<b>SEA 7 DAL 9, 8 plays, 49 yards, 1 penalty, 1:35 drive, 14:57 elapsed</b>
---

D.Bailey kicks 65 yards from DAL 35 to end zone, Touchback.

**Seattle Seahawks at 0:03**

- 1-10-SEA 25 (:03) R.Wilson kneels to SEA 23 for -2 yards.

**END OF QUARTER**

	Score	Time Poss	First Downs				Efficiencies	
			R	P	X	T	3 Down	4 Down
Seattle Seahawks	7	7:04	2	2	1	5	0/2	0/0
Dallas Cowboys	9	7:56	3	1	2	6	0/2	0/0

## Third Quarter

12/24/2017

## Play By Play

SEA elects to Receive, and DAL elects to defend the North goal.

D.Bailey kicks 65 yards from DAL 35 to end zone, Touchback.

## Seattle Seahawks at 15:00

- 1-10-SEA 25 (15:00) M.Davis left guard to SEA 30 for 5 yards (B.Jones).  
 2-5-SEA 30 (14:22) (Shotgun) R.Wilson pass short middle to M.Davis to SEA 36 for 6 yards (S.Lee; A.Brown).  
 1-10-SEA 36 (13:50) M.Davis right end to SEA 34 for -2 yards (M.Collins; D.Wilson).  
 2-12-SEA 34 (13:09) (Shotgun) R.Wilson pass short right to M.Davis to SEA 26 for -8 yards (S.Lee).  
 3-20-SEA 26 (12:40) R.Wilson pass short middle to M.Davis to SEA 34 for 8 yards (X.Woods; S.Lee).  
 4-12-SEA 34 (12:05) (Punt formation) J.Ryan punts 40 yards to DAL 26, Center-T.Ott, out of bounds.

P8

## Dallas Cowboys at 11:59

- 1-10-DAL 26 (11:59) E.Elliott right end to DAL 29 for 3 yards (B.Wagner).  
 2-7-DAL 29 (11:29) (No Huddle, Shotgun) D.Prescott pass short left intended for E.Elliott INTERCEPTED by J.Coleman at DAL 30. J.Coleman for 30 yards, TOUCHDOWN.  
 PENALTY on SEA-J.Coleman, Unsportsmanlike Conduct, 15 yards, enforced between downs.

## Seattle Seahawks at 11:19

B.Walsh extra point is GOOD, Center-T.Ott, Holder-J.Ryan.

SEA 14 DAL 9, 0 plays, 30 yards, 0:00 drive, 3:41 elapsed

B.Walsh kicks 72 yards from SEA 20 to DAL 8. R.Switzer to DAL 35 for 27 yards (D.Hill; T.Thompson).

## Dallas Cowboys at 11:19, (1st play from scrimmage 11:13)

- 1-10-DAL 35 (11:13) E.Elliott left guard to DAL 36 for 1 yard (F.Clark).  
 2-9-DAL 36 (10:45) (Shotgun) D.Prescott pass incomplete deep right to C.Beasley.  
 PENALTY on SEA-J.Coleman, Defensive Pass Interference, 43 yards, enforced at DAL 36 - No Play.  
 1-10-SEA 21 (10:34) (Shotgun) D.Prescott sacked at SEA 26 for -5 yards (D.Jordan).  
 2-15-SEA 26 (10:02) (Shotgun) E.Elliott left guard to SEA 21 for 5 yards (M.Bennett).  
 3-10-SEA 21 (9:20) (Shotgun) D.Prescott sacked at SEA 26 for -5 yards (S.Griffin).  
 4-15-SEA 26 (9:20) (Field Goal formation) PENALTY on SEA, Defensive 12 On-field, 5 yards, enforced at SEA 26 - No Play.  
 4-10-SEA 21 (8:41) (Field Goal formation) D.Bailey 39 yard field goal is GOOD, Center-L.Ladouceur, Holder-C.Jones.

X13

SEA 14 DAL 12, 5 plays, 44 yards, 2 penalties, 2:43 drive, 6:24 elapsed

D.Bailey kicks 65 yards from DAL 35 to end zone, Touchback.

## Seattle Seahawks at 8:36

- 1-10-SEA 25 (8:36) (Shotgun) M.Davis right tackle to SEA 30 for 5 yards (S.Lee; D.Ross).  
 2-5-SEA 30 (8:12) (No Huddle) M.Davis left end to SEA 32 for 2 yards (A.Hitchens).  
 3-3-SEA 32 (7:31) (Shotgun) M.Davis right guard to SEA 31 for -1 yards (S.Lee; A.Hitchens).  
 4-4-SEA 31 (6:54) (Punt formation) PENALTY on SEA-J.Lane, False Start, 5 yards, enforced at SEA 31 - No Play.  
 4-9-SEA 26 (6:43) (Punt formation) J.Ryan punts 54 yards to DAL 20, Center-T.Ott. R.Switzer ran ob at DAL 31 for 11 yards (L.Willson).

## Dallas Cowboys at 6:31

- 1-10-DAL 31 (6:31) PENALTY on SEA-M.Bennett, Neutral Zone Infraction, 5 yards, enforced at DAL 31 - No Play.  
 1-5-DAL 36 (6:31) E.Elliott right tackle to DAL 38 for 2 yards (B.McDougald).  
 2-3-DAL 38 (5:57) E.Elliott left end to DAL 40 for 2 yards (B.Wagner).  
 3-1-DAL 40 (5:18) E.Elliott right guard to DAL 44 for 4 yards (E.Thomas).  
 1-10-DAL 44 (4:39) D.Prescott pass deep left to D.Bryant ran ob at SEA 23 for 33 yards.  
 1-10-SEA 23 (4:11) E.Elliott up the middle to SEA 25 for -2 yards (J.Reed).  
 2-12-SEA 25 (3:32) (Shotgun) D.Prescott pass short middle intended for D.Bryant INTERCEPTED by K.Wright at SEA 20. K.Wright to SEA 21 for 1 yard (L.Collins).

R14

P15

## Seattle Seahawks at 3:24

- 1-10-SEA 21 (3:24) R.Wilson pass short right to L.Willson to SEA 22 for 1 yard (C.Awuzie; D.Jones) [D.Lawrence].  
 2-9-SEA 22 (2:35) (Shotgun) R.Wilson pass incomplete short right to M.Davis [A.Hitchens].  
 3-9-SEA 22 (2:31) (Shotgun) R.Wilson scrambles right end pushed ob at SEA 32 for 10 yards (S.Lee).  
 1-10-SEA 32 (2:04) R.Wilson scrambles right tackle to SEA 35 for 3 yards (M.Collins).  
 2-7-SEA 35 (1:27) M.Davis left end to SEA 35 for no gain (D.Wilson).  
 3-7-SEA 35 (:44) (Shotgun) R.Wilson pass deep left to D.Baldwin to DAL 45 for 20 yards (J.Lewis).  
 1-10-DAL 45 (:04) R.Wilson pass short left to L.Willson to DAL 37 for 8 yards (S.Lee).

R9

P10

Seattle Seahawks vs Dallas Cowboys at AT&T Stadium

END OF QUARTER

	Score	Time Poss	First Downs				Efficiencies	
			R	P	X	T	3 Down	4 Down
Seattle Seahawks	14	8:30	1	2	0	3	2/4	0/0
Dallas Cowboys	12	6:30	1	1	1	3	1/2	0/0

## Fourth Quarter

12/24/2017

## Play By Play

Seattle Seahawks continued.

2-2-DAL 37	(15:00) (Shotgun) T.Rawls up the middle to DAL 22 for 15 yards (J.Heath).	R11
<u>1-10-DAL 22</u>	(14:26) (Shotgun) T.Rawls up the middle to DAL 22 for no gain (T.Crawford).	
2-10-DAL 22	(13:48) T.Lockett right end pushed ob at DAL 20 for 2 yards (C.Awuzie; B.Jones). <i>PENALTY on DAL-C.Awuzie, Face Mask (15 Yards), 10 yards, enforced at DAL 20.</i>	X12
<u>1-10-DAL 10</u>	(13:22) T.Rawls up the middle to DAL 6 for 4 yards (S.Lee).	
2-6-DAL 6	(12:48) R.Wilson pass incomplete short right to D.Baldwin. <i>PENALTY on DAL-C.Awuzie, Defensive Pass Interference, 5 yards, enforced at DAL 6 - No Play.</i>	X13
<u>1-1-DAL 1</u>	(12:40) T.Rawls up the middle to DAL 6 for -5 yards (D.Jones).	
2-6-DAL 6	<b>(12:05) (Shotgun) R.Wilson pass short left to D.Baldwin for 6 yards, TOUCHDOWN.</b> B.Walsh extra point is GOOD, Center-T.Ott, Holder-J.Ryan.	P14

SEA 21 DAL 12, 13 plays, 79 yards, 2 penalties, 6:25 drive, 3:01 elapsed

B.Walsh kicks 65 yards from SEA 35 to end zone, Touchback.

## Dallas Cowboys at 11:59

1-10-DAL 25	(11:59) D.Prescott pass short right to J.Witten to DAL 31 for 6 yards (B.Maxwell).	
2-4-DAL 31	(11:23) (Shotgun) D.Prescott pass short middle to J.Witten to DAL 39 for 8 yards (B.Wagner).	P16
<u>1-10-DAL 39</u>	(10:47) E.Elliott left tackle to DAL 44 for 5 yards (K.Wright).	
2-5-DAL 44	(10:16) (No Huddle) D.Prescott pass incomplete short middle to E.Elliott (K.Wright) [B.Wagner].	
3-5-DAL 44	(10:09) (Shotgun) D.Prescott pass short right to R.Smith pushed ob at SEA 46 for 10 yards (K.Wright).	P17
<u>1-10-SEA 46</u>	(9:39) (Shotgun) D.Prescott pass incomplete deep right to N.Brown. <i>PENALTY on SEA-B.Maxwell, Defensive Pass Interference, 29 yards, enforced at SEA 46 - No Play.</i>	X18
<u>1-10-SEA 17</u>	(9:33) (Shotgun) E.Elliott right tackle to SEA 13 for 4 yards (B.McDougald).	
2-6-SEA 13	(8:57) (Shotgun) D.Prescott pass short middle to D.Bryant to SEA 10 for 3 yards (B.Maxwell).	
3-3-SEA 10	(8:25) (Shotgun) D.Prescott pass short left to J.Witten pushed ob at SEA 3 for 7 yards (E.Thomas).	P19
<u>1-3-SEA 3</u>	(7:54) (Shotgun) D.Prescott left tackle to SEA 2 for 1 yard (B.McDougald; E.Thomas).	
2-2-SEA 2	(7:15) (Shotgun) D.Prescott pass incomplete short right. <i>PENALTY on DAL-J.Witten, Offensive Holding, 10 yards, enforced at SEA 2 - No Play.</i>	
2-12-SEA 12	(7:07) (Shotgun) D.Prescott sacked at SEA 23 for -11 yards (F.Clark).	
3-23-SEA 23	(6:25) (Shotgun) D.Prescott pass short left to J.Witten to SEA 16 for 7 yards (D.Jordan).	
4-16-SEA 16	(5:43) (Field Goal formation) D.Bailey 34 yard field goal is No Good, Wide Right, Center-L.Ladouceur, Holder-C.Jones.	

## Seattle Seahawks at 5:39

1-10-SEA 24	(5:39) M.Davis left tackle to SEA 28 for 4 yards (J.Heath). <i>PENALTY on SEA-J.Britt, Offensive Holding, 10 yards, enforced at SEA 24 - No Play.</i>	
1-20-SEA 14	(5:07) (Shotgun) M.Davis right guard to SEA 18 for 4 yards (D.Jones; J.Smith).	
2-16-SEA 18	(4:22) (Shotgun) R.Wilson pass short right to T.Lockett pushed ob at SEA 25 for 7 yards (C.Awuzie).	
3-9-SEA 25	(4:15) (Shotgun) R.Wilson pass short middle to P.Richardson to SEA 35 for 10 yards (X.Woods) [M.Collins]. Dallas challenged the first down ruling, and the play was Upheld. The ruling on the field stands. (Timeout #1.)	P15
<u>1-10-SEA 35</u>	(3:47) M.Davis left tackle to SEA 32 for -3 yards (S.Lee). Timeout #2 by DAL at 03:41.	
2-13-SEA 32	(3:41) (Shotgun) R.Wilson left end to SEA 32 for no gain (J.Heath). Timeout #3 by DAL at 03:35.	
3-13-SEA 32	(3:35) M.Davis left end to SEA 29 for -3 yards (T.Crawford; S.Lee). Timeout #1 by SEA at 02:50.	
4-16-SEA 29	(2:50) (Punt formation) J.Ryan punts 47 yards to DAL 24, Center-T.Ott. R.Switzer to DAL 24 for no gain (J.Lane). <i>PENALTY on SEA-J.Lane, Unnecessary Roughness, 15 yards, enforced at DAL 24.</i>	

## Dallas Cowboys at 2:40

1-10-DAL 39	(2:40) (Shotgun) D.Prescott pass incomplete short right to E.Elliott.	
2-10-DAL 39	(2:34) (Shotgun) D.Prescott pass incomplete short left to C.Beasley.	
3-10-DAL 39	(2:29) (Shotgun) D.Prescott pass short right to E.Elliott pushed ob at DAL 48 for 9 yards (B.Maxwell).	
4-1-DAL 48	(2:21) (Shotgun) D.Prescott pass short middle to C.Beasley to SEA 46 for 6 yards (J.Coleman).	P20

Two-Minute Warning

**Seattle Seahawks vs Dallas Cowboys at AT&T Stadium**

- 1-10-SEA 46 (2:00) (Shotgun) D.Prescott sacked at DAL 48 for -6 yards (M.Bennett).
- 2-16-DAL 48 (1:36) (No Huddle, Shotgun) D.Prescott pass short left to J.Witten to SEA 41 for 11 yards (B.Wagner; J.Coleman).
- 3-5-SEA 41 (1:18) (No Huddle, Shotgun) D.Prescott pass short middle to E.Elliott to SEA 35 for 6 yards (K.Wright).
- 1-10-SEA 35 (1:05) D.Prescott spiked the ball to stop the clock.  
*PENALTY on SEA-M.Bennett, Defensive Offside, 5 yards, enforced at SEA 35 - No Play.*
- 1-5-SEA 30 (1:05) (Field Goal formation) D.Bailey 48 yard field goal is No Good, Wide Right, Center-L.Ladouceur, Holder-C.Jones.

**Seattle Seahawks at 1:00**

- 1-10-SEA 38 (1:00) R.Wilson kneels to SEA 37 for -1 yards.
- 2-11-SEA 37 (:26) R.Wilson kneels to SEA 36 for -1 yards.

**END OF QUARTER**

	Score	Time Poss	First Downs				Efficiencies	
			R	P	X	T	3 Down	4 Down
Seattle Seahawks	21	7:00	1	2	2	5	1/2	0/0
Dallas Cowboys	12	8:00	0	5	1	6	3/5	1/1



# Miscellaneous Statistics Report

Seattle Seahawks vs Dallas Cowboys  
12/24/2017 at AT&T Stadium

## Ten Longest Plays for Seattle Seahawks

Yards	Qtr	Play Start	Play Description
20	3	3-7-SEA 35	(:44) (Shotgun) R.Wilson pass deep left to D.Baldwin to DAL 45 for 20 yards (J.Lewis).
15	4	2-2-DAL 37	(15:00) (Shotgun) T.Rawls up the middle to DAL 22 for 15 yards (J.Heath).
14	2	2-4-DAL 25	(2:47) R.Wilson left end to DAL 11 for 14 yards (J.Heath).
12	2	1-10-DAL 43	(4:02) R.Wilson pass short middle to M.Davis to DAL 31 for 12 yards (A.Hitchens; C.Awuzie).
12	4	2-10-DAL 22	(13:48) T.Lockett right end pushed ob at DAL 20 for 2 yards (C.Awuzie; B.Jones). PENALTY on DAL-C.Awuzie, Face Mask (15 Yards), 10 yards, enforced at DAL 20.
11	1	3-8-SEA 46	(12:21) (Shotgun) R.Wilson pass short right to P.Richardson to DAL 43 for 11 yards (C.Awuzie).
10	3	3-9-SEA 22	(2:31) (Shotgun) R.Wilson scrambles right end pushed ob at SEA 32 for 10 yards (S.Lee).
10	4	3-9-SEA 25	(4:15) (Shotgun) R.Wilson pass short middle to P.Richardson to SEA 35 for 10 yards (X.Woods) [M.Collins]. Dallas challenged the first down ruling, and the play was Upheld. The ruling on the field stands. (Timeout #1.)
8	2	1-10-SEA 25	(14:11) M.Davis right tackle to SEA 33 for 8 yards (D.Ross).
8	3	3-20-SEA 26	(12:40) R.Wilson pass short middle to M.Davis to SEA 34 for 8 yards (X.Woods; S.Lee).

## Ten Longest Plays for Dallas Cowboys

Yards	Qtr	Play Start	Play Description
33	3	1-10-DAL 44	(4:39) D.Prescott pass deep left to D.Bryant ran ob at SEA 23 for 33 yards.
17	2	1-10-50	(:30) (Shotgun) D.Prescott pass short middle to T.Williams to SEA 33 for 17 yards (S.Griffin).
13	2	2-4-DAL 37	(:38) (Shotgun) D.Prescott scrambles left end ran ob at 50 for 13 yards (S.Griffin).
11	1	3-7-DAL 21	(8:36) (Shotgun) D.Prescott pass short right to T.Williams to DAL 32 for 11 yards (E.Thomas). Pass complete on a "slant"
11	1	2-7-DAL 35	(7:33) (Shotgun) D.Prescott pass short middle to T.Williams to DAL 46 for 11 yards (S.Griffin). Pass complete on a "slant"
11	4	2-16-DAL 48	(1:36) (No Huddle, Shotgun) D.Prescott pass short left to J.Witten to SEA 41 for 11 yards (B.Wagner; J.Coleman).
10	4	3-5-DAL 44	(10:09) (Shotgun) D.Prescott pass short right to R.Smith pushed ob at SEA 46 for 10 yards (K.Wright).
9	2	1-10-DAL 37	(11:12) E.Elliott left guard to DAL 46 for 9 yards (M.Bennett).
9	4	3-10-DAL 39	(2:29) (Shotgun) D.Prescott pass short right to E.Elliott pushed ob at DAL 48 for 9 yards (B.Maxwell).
8	2	3-17-SEA 41	(6:34) (Shotgun) D.Prescott pass short right to R.Smith to SEA 33 for 8 yards (J.Coleman).

## Touchdown Scoring Information

		Offense	Defense	Special Teams
<b>VISITOR</b>	Seattle Seahawks	2	1	0
<b>HOME</b>	Dallas Cowboys	0	0	0

## Player Scoring Information

Club	Player	TD	Rush TD	Rec TD	KO TD	Punt TD	Int TD	Fum TD	Misc TD	FG	XP	2Pt Rush	2Pt Rec	Sfty	Points
SEA	J.Graham	0	0	1	0	0	0	0	0	0	0	0	0	0	6
SEA	D.Baldwin	0	0	1	0	0	0	0	0	0	0	0	0	0	6
SEA	J.Coleman	0	0	0	0	0	1	0	0	0	0	0	0	0	6
SEA	B.Walsh	0	0	0	0	0	0	0	0	0	3	0	0	0	3
DAL	D.Bailey	0	0	0	0	0	0	0	0	4	0	0	0	0	12

## Possession Detail

	First Half		Second Half		Game	
	Visitor	Home	Visitor	Home	Visitor	Home
Largest Lead	1	6	9	0	9	6
Drives Leading	0	2	4	1	4	3
Time of Possession Leading	0:00	5:32	12:29	0:40	12:29	6:12
Largest Deficit	-6	-1	0	-9	-6	-9
Drives Trailing	4	1	1	4	5	5
Time of Possession Trailing	7:04	1:35	3:01	13:50	10:05	15:25
Times Score Tied Up		0		0		0
Lead Changes		3		1		4

# Playtime Percentage

Percent of playtime per player on offense, defense and special teams

## Seattle Seahawks

## Dallas Cowboys

		Seattle Seahawks				Dallas Cowboys					
		Offense	Defense	Special Teams				Offense	Defense	Special Teams	
E Pocic	C	57	100%	3	10%	J Witten	TE	76	100%	7	24%
G Ifedi	T	57	100%	3	10%	T Frederick	C	76	100%	7	24%
J Britt	C	57	100%	3	10%	J Cooper	G	76	100%	7	24%
L Joeckel	G	57	100%	3	10%	Z Martin	G	76	100%	7	24%
D Brown	T	57	100%			L Collins	T	76	100%	7	24%
R Wilson	QB	57	100%			D Prescott	QB	76	100%		
P Richardson	WR	47	82%			B Bell	T	73	96%	7	24%
D Baldwin	WR	46	81%			E Elliott	RB	68	89%		
M Davis	RB	43	75%			D Bryant	WR	64	84%		
J Graham	TE	40	70%			T Williams	WR	59	78%		
T Lockett	WR	35	61%	7	24%	C Beasley	WR	45	59%	1	3%
L Willson	TE	27	47%	16	55%	G Swaim	TE	21	28%	13	45%
N Vannett	TE	20	35%	11	38%	K Smith	FB	16	21%	13	45%
T Rawls	RB	10	18%			N Brown	WR	11	14%	14	48%
A Darboh	WR	7	12%	9	31%	J Hanna	TE	10	13%	6	21%
T McEvoy	WR	6	11%	5	17%	R Smith	FB	7	9%	17	59%
J McKissic	WR	2	4%	5	17%	R Switzer	WR	3	4%	11	38%
M Tobin	T	1	2%	8	28%	T Smith	T	3	4%		
B Wagner	LB		76 100%	9	31%	S Lee	LB		57 100%	4	14%
B McDougald	FS		76 100%	8	28%	C Awuzie	CB		56 98%		
K Wright	LB		76 100%	8	28%	J Lewis	CB		53 93%	4	14%
S Griffin	CB		76 100%	1	3%	J Heath	SS		52 91%	16	55%
B Maxwell	CB		74 97%	1	3%	M Collins	DT		44 77%	3	10%
E Thomas	FS		71 93%			B Jones	FS		43 75%	22	76%
M Bennett	DE		70 92%	1	3%	T Crawford	DE		41 72%	4	14%
J Coleman	CB		48 63%	4	14%	A Hitchens	LB		40 70%		
F Clark	DE		48 63%	1	3%	D Jones	DE		36 63%	4	14%
B Jackson	DE		46 61%	7	24%	D Lawrence	DE		34 60%	3	10%
J Reed	DT		44 58%	7	24%	X Woods	FS		28 49%	5	17%
S Richardson	DT		41 54%	7	24%	D Wilson	LB		23 40%	22	76%
D Jordan	DE		34 45%	7	24%	T Charlton	DE		22 39%	1	3%
M Wilhoite	LB		28 37%	14	48%	B Mayowa	DE		22 39%		
G Smith	DT		12 16%	1	3%	A Brown	CB		21 37%	16	55%
M Smith	DE		9 12%	7	24%	K Frazier	SS		18 32%	18	62%
T Thompson	SS		5 7%	6	21%	D Ross	DT		18 32%	1	3%
J Lane	CB		2 3%	17	59%	J Smith	LB		14 25%		
D Hill	SS			25	86%	L Neal	DT		4 7%		
N Thorpe	CB			24	83%	K Wilber	LB			22	76%
T Garvin	LB			21	72%	B Benwikere	CB			13	45%
P Dawson	LB			18	62%	D Bailey	K			12	41%
D Shead	CB			14	48%	L Ladouceur	LS			9	31%
T Ott	LS			11	38%	C Jones	P			9	31%
J Ryan	P			11	38%	J Looney	C			7	24%
J Roos	G			8	28%	C Green	G			7	24%
B Walsh	K			7	24%						