

**WEEK 17**



**WEEKLY RELEASE**

**DEC. 31, 2017**

**1:25 PM PT**

**STUBHUB CENTER**



# OAKLAND RAIDERS

VS.

# LOS ANGELES CHARGERS



6-9

WEEK 17 • SUNDAY, DECEMBER 31, 2017 • 1:25 P.M. PT • STUBHUB CENTER

8-7

1220 HARBOR BAY PARKWAY | ALAMEDA, CA | 94502 | RAIDERS.COM

## GAME PREVIEW

The Oakland Raiders will head out on the road again and finish up their season this weekend against the Los Angeles Chargers at the StubHub Center on Sunday, Dec. 31 at 1:25 p.m. PT.

Sunday's game will mark the Raiders' first trip to the StubHub Center to play the Chargers. The Raiders have played the Chargers in Los Angeles as the away team before, as the two teams met in 1960 when the Chargers were in LA the first time. It will conclude the season series between the teams as well, as they met back in Week 6 in Oakland.

Last week, the Raiders dropped a road contest at the hands of the 13-2 Philadelphia Eagles, 10-19. The defense led the way for the Silver and Black, holding the Eagles to just 216 yards of total offense (138 passing and 78 rushing). Oakland forced two turnovers on the night, with **S Reggie Nelson** in the mix on both of them. He forced a fumble that was recovered by **CB TJ Carrie** in the third quarter and then intercepted a QB Nick Foles pass in the fourth quarter. Nelson also added six tackles and three passes defended in the contest. **DL Denico Autry** and **DL Jihad Ward** each recorded a sack, with Ward getting his first career quarterback takedown. **LB NaVorro Bowman** led the team with seven tackles. On offense, the Raiders' rushing attack was effective, as **RB Marshawn Lynch** led the way with 95 rushing yards on 25 carries. **RB Jalen Richard** added four carries for 42 yards and a 10.5 rushing average. **QB Derek Carr** threw for 140 yards on 15-of-29 passing with one touchdown and two interceptions. **WR Amari Cooper** returned after missing two of the last three games due to injury, and posted three catches for 66 yards and one touchdown, a 63-yarder in the first half. **P Marquette King** tallied five punts for 207 yards, pinning the Eagles inside their own 20-yard line once.

## THE SETTING

**Date:** Sunday, December 31, 2017  
**Kickoff:** 1:25 p.m. PT  
**Site:** StubHub Center (2003)  
**Capacity/Surface:** 27,000/Natural Grass  
**Regular Season:** Raiders lead, 62-51-2  
**Postseason:** Raiders lead, 1-0

## AMARI COOPER

In 2016, **WR Amari Cooper** led the NFL with five touchdown receptions of at least 30 yards, while setting a franchise record with 15 receptions of at least 25 yards. Cooper added two 30-plus-yard touchdown receptions in Week 8 this season, and notched his third such score of 2017 with a 63-yard touchdown in Week 16 against the Eagles. Coop is tied for second in the NFL since 2016 with eight scores of at least 30 yards.

### ----- 30+ YARD RECEIVING TDS SINCE 2016 -----

Rank	Player	Rec. TDs
1.	Tyreek Hill	10
2t.	<b>Amari Cooper</b>	8
2t.	T.Y. Hilton	8
4t.	Brandin Cooks	7
4t.	Ted Ginn	7
6t.	Kenny Stills	6
6t.	Robby Anderson	6
8t.	Odell Beckham	5
8t.	Taylor Gabriel	5
8t.	Antonio Brown	5
8t.	Tyrell Williams	5

Additionally, Cooper is the only wide receiver in the NFL this season with two 30-plus-yard touchdown receptions in the first half.

## 2017 SCHEDULE

### REGULAR SEASON (6-9)

Sun., Sept. 10	at Tennessee Titans	W, 26-16	1-0
Sun., Sept. 17	<b>NEW YORK JETS</b>	W, 45-20	2-0
Sun., Sept. 24	at Washington Redskins	L, 10-27	2-1
Sun., Oct. 1	at Denver Broncos	L, 10-16	2-2
Sun., Oct. 8	<b>BALTIMORE RAVENS</b>	L, 17-30	2-3
Sun., Oct. 15	<b>LOS ANGELES CHARGERS</b>	L, 16-17	2-4
Thu., Oct. 19	<b>KANSAS CITY CHIEFS</b>	W, 31-30	3-4
Sun., Oct. 29	at Buffalo Bills	L, 14-34	3-5
Sun., Nov. 5	at Miami Dolphins	W, 27-24	4-5
<b>BYE WEEK</b>			
Sun., Nov. 19	<b>NEW ENGLAND PATRIOTS</b> #	L, 8-33	4-6
Sun., Nov. 26	<b>DENVER BRONCOS</b>	W, 21-14	5-6
Sun., Dec. 3	<b>NEW YORK GIANTS</b>	W, 24-17	6-6
Sun., Dec. 10	at Kansas City Chiefs	L, 15-26	6-7
Sun., Dec. 17	<b>DALLAS COWBOYS</b>	L, 17-20	6-8
Mon., Dec. 25	at Philadelphia Eagles	L, 10-19	6-9
Sun., Dec. 31	at Los Angeles Chargers	1:25 p.m.	CBS

# - in Mexico City

## BROADCAST INFORMATION

### TELEVISION

**CBS**  
**Play-by-play:** Kevin Harlan  
**Color Analyst:** Rich Gannon  
**Sideline:** Amanda Balionis  
**Producer:** Jonathan Segal  
**Director:** Mark Grant



### RADIO

**Raiders Radio Network**  
**Flagship:** 95.7 The GAME  
**Play-by-play:** Greg Papa  
**Color Analyst:** Tom Flores  
**Sideline:** Lincoln Kennedy



### SPANISH RADIO

**Spanish Flagship:** KIQI 1010  
**Play-by-play:** Fernando Arias  
**Color Analyst:** Ambrosio Rico





# RAIDERS VS. CHARGERS

## NOTABLE CONNECTIONS

### Pro Connections

• Raiders **director of player personnel Joey Clinkscales** and Chargers **Head Coach Anthony Lynn** were both with the New York Jets from 2009-11. Clinkscales served in a variety of scouting roles, most recently as the vice president of college scouting, while Lynn served as the team's running backs coach. Additionally, Chargers **quality control - offense coach Dan Shamash** also spent one season with Clinkscales in New York during the 2008 season as a coaching assistant. Chargers **head strength and conditioning coach John Lott** also spent eight seasons (1997-2004) with Clinkscales in the same capacity with the Jets.

• Raiders **Head Coach Jack Del Rio** and Chargers **Head Coach Anthony Lynn** were both on the Jaguars coaching staff in 2003-04, with Del Rio serving as the team's head coach and Lynn as the running backs coach.

• Raiders **assistant head coach - defense John Pagano** spent 15 seasons with the Chargers in San Diego, serving in a variety of roles consisting of defensive assistant - quality control, assistant linebackers - quality control, outside linebacker, and most recently spending his last five seasons as the team's defensive coordinator before joining the Raiders this past offseason.

• Chargers **defensive back coach Ron Milus** (secondary coach) worked under Raiders **Head Coach Jack Del Rio** (defensive coordinator) during the 2012 season in Denver for the Broncos defense. The Broncos finished 13-3 with the help of Milus and Del Rio.

• Chargers **assistant offensive line coach James Cregg** landed his first NFL job as an assistant offensive line coach with the Raiders from 2007-08.

• Raiders **defensive assistant Sam Anno** played linebacker for the Chargers for two seasons from 1992-1993.

• Chargers **LB Korey Toomer** appeared in 10 games for the Raiders in 2015 before joining the Chargers' active roster in 2016.

• Chargers **T Joe Barksdale** was drafted by the Raiders in the third round of the 2011 NFL Draft and played all 16 games as a rookie, primarily on special teams.

• Chargers **director of business operations John Hinek** is the son of **Frank Hinek**, who served as the Raiders' equipment manager from 1960-62.

### College Connections

• Raiders **DE Khalil Mack** and Chargers **RB Branden Oliver** were teammates and roommates at Buffalo from 2010-2013. Mack was the fifth-overall pick in the 2014 NFL Draft, while Oliver went undrafted.

• Raiders **Head Coach Jack Del Rio**, **defensive assistant Sam Anno** and **defensive line coach Jethro Franklin** all either played or coached at USC.

• Raiders **defensive line coach Jethro Franklin**, **quarterbacks coach Jake Peetz** and **DT Eddie Vanderdoes** all either played or coached at UCLA.

• Chargers **WR Keenan Allen**, **DE Chris McCain** and **NT Brandon Mebane** all attended Cal.

### Hometown Connections

• Raiders **FB/RB Jamize Olawale**, **T Donald Penn** and **CB Sean Smith** are all natives of the Los Angeles area.

• Chargers **G/T Kenny Wiggins** is a native of Elk Grove, Calif., and attended Fresno State from 2007-2010 and was All-Western Athletic Conference First Team as a senior in 2010.

## 2017 TEAM RANKINGS

### OFFENSE

Category	RAIDERS		CHARGERS	
	Stats	Rank	Stats	Rank
Total Offense	323.3	19t	368.7	8
Rush Offense	96.6	25	98.7	24
Pass Offense	226.7	17	270.1	3
Points Per Game	19.4	23	21.7	16t
Third-Down Off. %	40.4	11	39.3	14
Fourth-Down Off. %	38.1	22t	50.0	10t
Red Zone Off. (TD%)	62.5	4	47.7	26

### DEFENSE

Category	RAIDERS		CHARGERS	
	Stats	Rank	Stats	Rank
Total Defense	340.4	19	327.9	14
Rush Defense	108.5	13	132.9	32
Pass Defense	231.9	21	195.0	3
Points Per Game	22.9	18t	17.5	3
Third-Down Def. %	40.1	23	39.0	20
Fourth-Down Def. %	77.8	30	35.3	10
Red Zone Def. (TD%)	48.9	10	38.2	1

### TEAM

Category	RAIDERS		CHARGERS	
	Stats	Rank	Stats	Rank
Turnover Ratio	-12	29	+10	5
Penalties	108	24	101	16t
Penalty Yards	924	24t	862	16

## WEEKLY SCHEDULE

### Wednesday, Dec. 27

11:30 a.m. (approx.)..... Chargers Conference Call  
**Head Coach Anthony Lynn**  
 11:45 a.m. (approx.)..... **Head Coach Jack Del Rio** and **QB Derek Carr** available  
 11:45 a.m. - 12:30 p.m. (approx.) ..... Locker room open to media  
 1:45 - 2:15 p.m. (approx.)..... Practice, open to media;  
 Videography/photography limited

### Thursday, Dec. 28

11:15 - 11:45 a.m. (approx.) ..... Practice, open to media;  
 Videography/photography limited  
 1:30 p.m. (approx.)..... **Offensive Coordinator Todd Downing** and **Assistant Head Coach - Defense John Pagano** available  
 1:30 - 2:15 p.m. (approx.)..... Locker room open to media

### Friday, Dec. 29

11:05 - 11:35 a.m. (approx.) ..... Practice, open to media;  
 Videography/photography limited  
 12:15 p.m. (approx.)..... **Head Coach Jack Del Rio** available  
 12:15 - 1:00 p.m. (approx.) ..... Locker room open to media

**Saturday, Dec. 30** ..... No availability

### Sunday, Dec. 31

1:25 p.m. .... Raiders at Los Angeles Chargers

**Monday, Jan. 1** ..... TBD

*All times are Pacific and subject to change.*



# RAIDERS VS. CHARGERS

## 2017 INDIVIDUAL LEADERS

### RAIDERS

### CHARGERS

#### Passing Yards

Derek Carr..... 3,253 Philip Rivers..... 4,128

#### Completion Percentage

Derek Carr..... 62.4 Philip Rivers..... 61.7

#### Passing Touchdowns

Derek Carr..... 21 Philip Rivers..... 25

#### Carries

Marshawn Lynch ... 188 Melvin Gordon..... 267  
Jalen Richard ..... 56 Austin Ekeler ..... 47

#### Rushing Yards

Marshawn Lynch .... 790 Melvin Gordon.... 1,012  
Jalen Richard ..... 275 Austin Ekeler ..... 260

#### Rushing Touchdowns

Marshawn Lynch ..... 7 Melvin Gordon..... 8  
C. Patterson ..... 2 Austin Ekeler ..... 2  
D. Washington ..... 2

#### Receptions

Michael Crabtree..... 56 Keenan Allen ..... 93  
Jared Cook ..... 51 Melvin Gordon..... 52  
Amari Cooper ..... 45 Hunter Henry ..... 45  
Seth Roberts..... 38 Tyrell Williams..... 40

#### Receiving Yards

Jared Cook ..... 653 Keenan Allen ..... 1,260  
Michael Crabtree... 601 Tyrell Williams..... 661  
Amari Cooper ..... 565 Hunter Henry ..... 579  
Seth Roberts..... 407 Melvin Gordon..... 445

#### Receiving Touchdowns

Michael Crabtree..... 8 Keenan Allen ..... 5  
Amari Cooper..... 6 Melvin Gordon..... 4  
Johnny Holton..... 3 Hunter Henry ..... 4  
Jared Cook ..... 2 Four tied ..... 3

#### Sacks

Khalil Mack ..... 10.5 Joey Bosa ..... 11.5  
Bruce Irvin..... 7.5 Melvin Ingram ..... 10.0  
Denico Autry ..... 5.0 Chris McCain ..... 5.0  
Mario Edwards Jr... 3.5 Desmond King ..... 4.0

#### Interceptions

Sean Smith ..... 2 Tre Boston..... 4  
NaVorro Bowman..... 1 Casey Hayward ..... 4  
Karl Joseph ..... 1 Trevor Williams ..... 2  
Reggie Nelson ..... 1 Adrian Phillips ..... 2

## 2017 AFC WEST STANDINGS

Team	W	L	Home	Road	Div.	Con.	PF	PA	Streak	Last 5
Kansas City	9	6	6-2	3-4	4-1	7-4	388	315	W3	3-2
<b>LA Chargers</b>	<b>8</b>	<b>7</b>	<b>4-3</b>	<b>4-4</b>	<b>2-3</b>	<b>5-6</b>	<b>325</b>	<b>262</b>	<b>W1</b>	<b>4-1</b>
<b>Oakland</b>	<b>6</b>	<b>9</b>	<b>4-4</b>	<b>2-5</b>	<b>2-3</b>	<b>5-6</b>	<b>291</b>	<b>343</b>	<b>L3</b>	<b>2-3</b>
Denver	5	10	4-3	1-7	2-3	4-7	265	355	L1	2-3

## CHARGERS SNAPSHOT

**Overview:** Head Coach Anthony Lynn, who was named the 16th head coach in franchise history this past offseason, enters Week 17 with an 8-7 record. After a slow start to the season, the Chargers have won five out of their last six matchups and enter the regular season finale after a 14-7 win against the New York Jets. Los Angeles won the first game in the season series, defeating the Raiders by a score of 17-16 in Week 6.

**Offense:** Leading the offense for Los Angeles is **QB Philip Rivers**, now in his 14th season with the Chargers. Rivers enters Week 17 ranking third in the NFL in passing yards with 4,128 and ninth in passing touchdowns with 25. Rivers' top target this season is fifth-year veteran **WR Keenan Allen** who ranks fourth in the league with 1,260 yards and leads the team with 93 receptions. **RB Melvin Gordon** is another top weapon for the Chargers' offense, as he is tied for third in the league with 12 total touchdowns (eight rushing and four receiving). Gordon, who eclipsed 1,000 yards for the first time in his career last week, is pacing the run game with 1,012 yards on 267 carries (3.8 avg.) while adding 52 receptions for 445 yards (8.6 avg.).

**Defense:** In defensive coordinator **Gus Bradley's** first season with the Chargers, his unit is tied for fifth in the NFL with 41 sacks heading into the final week of the regular season. **DE Joey Bosa** leads the team with 11.5 sacks and **DE Melvin Ingram** is close behind with 10 sacks. After finishing 2016 tied for the league lead in interceptions, the Chargers are currently tied for third, having posted 17 picks this season. **S Tre Boston** and **CB Casey Hayward** are leading the team with four picks each, while **CB Desmond King** and **LB Korey Toomer** have both returned an interception for a touchdown.

## LAST GAME VS. CHARGERS

October 15, 2017 - Chargers 17, Raiders 16  
Oakland-Alameda County Coliseum, Oakland, California

Team Statistics	CHARGERS	RAIDERS
Total Net Yards.....	343	274
Total Offensive Plays.....	65	53
Net Yards Rushing.....	80	109
Total Rushing Plays.....	28	22
Net Yards Passing.....	263	165
Attempts-Completions-INTs.....	36-25-0	30-21-2
Total First Downs.....	20	15
Touchdowns.....	2	2
Field Goals Made-Attempted.....	1-2	1-1
Third Down Efficiency.....	6-14-43%	6-12-50%
Fourth Down Efficiency.....	1-2-50%	0-1-0%
Red Zone Efficiency.....	2-3-67%	0-1-0%
Penalties-Yards.....	4-32	5-40
Time of Possession.....	32:03	27:57

	1	2	3	4	Total
Los Angeles Chargers	0	7	0	10	17
Oakland Raiders	7	3	0	6	16

### Individual Leaders

#### RAIDERS

#### CHARGERS

#### Passing Yards

Derek Carr..... 171 Philip Rivers..... 268

#### Rushing Yards

Marshawn Lynch .... 63 Melvin Gordon..... 83

#### Receiving Yards

Michael Crabtree..... 52 Hunter Henry ..... 90



# RAIDERS VS. CHARGERS

## RAIDERS SUPERLATIVES

### VS. LOS ANGELES CHARGERS

#### Team Single-Game Highs/Lows

**Total Yards:** 553; Sept. 22, 1996  
**Rushing Yards:** 251; Dec. 5, 2010  
**Passing Yards:** 417; Jan. 1, 2012  
**Fewest Total Yards Allowed:** 93; Oct. 5, 1975  
**Fewest Rushing Yards Allowed:** 21; Dec. 5, 2010  
**Fewest Passing Yards Allowed:** -22; Oct. 5, 1975  
**Points Scored:** 51; Oct. 29, 1967  
**Fewest Points Allowed:** 0, five times; last: Sept. 18, 1977  
**Touchdowns:** 7; Oct. 29, 1967

#### Individual Single-Game Highs

**Pass Attempts:** 48, Kerry Collins; Oct. 16, 2005  
**Pass Completions:** 35, Rich Gannon; Oct. 20, 2002  
**Passing Yards:** 424, Jeff Hostetler; Oct. 31, 1993  
**Passing Touchdowns:** 5, Marc Wilson; Oct. 21, 1984  
**Carries:** 30, two times; last: Michael Bush; Nov. 10, 2011  
**Rushing Yards:** 157, Michael Bush; Nov. 10, 2011  
**Rushing Touchdowns:** 3, three times; last: Marcus Allen; Oct. 28, 1985  
**Receptions:** 13, Darren McFadden; Sept. 10, 2012  
**Receiving Yards:** 173, Todd Christensen; Nov. 20, 1986  
**Receiving Touchdowns:** 3, three times; last: Jerry Rice; Nov. 18, 2001

## STANDOUTS VS. CHARGERS

### INDIVIDUAL STATS VS. CHARGERS

#### Head Coach Jack Del Rio

**Career Totals:** 7-3 overall record vs. Chargers and a 3-1 record as head coach of the Raiders.

- Led the Raiders to a sweep of the Chargers in his first season at the helm in 2015, beating them in San Diego on Oct. 25 and then at home on Dec. 24.
- Clinched a postseason berth in last season's 19-16 victory over the Chargers on Dec. 16.

#### QB Derek Carr

**Career Totals:** Owns a 4-3 career record against the Chargers, throwing for 1,648 yards on 146-of-237 passing with 12 touchdowns to six interceptions for a 88.7 quarterback rating.

- In Week 7 of 2015, Carr threw for three touchdowns and zero interceptions, while also completing 77.4 percent of his passes on the way to a 37-29 win at San Diego.
- Recorded his first career four-touchdown performance and posting a 107.7 quarterback rating on Oct. 12 in 2014.

#### WR Amari Cooper

**Career Totals:** 19 receptions for 337 yards (17.7 avg.) with two touchdowns in three career games.

- In Week 7 of 2015 tallied five receptions for 133 yards, including a 52-yard touchdown in the second quarter.
- In Week 5 of 2016, posted 138 receiving yards on six receptions and a 64-yard touchdown in the 34-31 win.

#### LB Bruce Irvin

- In Week 15 of 2016, earned AFC Defensive Player of the Week after posting six tackles, two sacks and one forced fumble.

## ALL-TIME SERIES

### Oakland Raiders vs. Los Angeles Chargers

**Regular Season:** Raiders lead, 62-51-2

**Postseason:** Raiders lead, 1-0

**Raiders at Home:** 31-26-1

**Raiders on Road:** 31-25-1

**Current Streak:** Los Angeles has won one straight game.

### REGULAR SEASON GAMES SINCE 1993

Date	Location	Winner	Score
10/31/93	Los Angeles	Chargers	30-23
11/21/93	San Diego	Raiders	12-7
09/25/94	Los Angeles	Chargers	26-24
12/05/94	San Diego	Raiders	24-17
09/03/95	Oakland	Raiders	17-7
11/27/95	San Diego	Chargers	12-6
09/22/96	Oakland	Chargers	40-34
10/21/96	San Diego	Raiders	23-14
10/05/97	Oakland	Chargers	25-10
11/16/97	San Diego	Raiders	38-13
10/11/98	Oakland	Raiders	7-6
12/20/98	San Diego	Raiders	17-10
11/14/99	Oakland	Raiders	28-9
12/26/99	San Diego	Chargers	23-20
09/03/00	Oakland	Raiders	9-6
10/29/00	San Diego	Raiders	15-13
11/18/01	Oakland	Raiders	34-24
12/15/01	San Diego	Raiders	13-6
10/20/02	Oakland	Chargers	27-21
12/08/02	San Diego	Raiders	27-7
09/28/03	Oakland	Raiders	34-31
12/28/03	San Diego	Chargers	21-14
10/31/04	San Diego	Chargers	42-14
11/21/04	Oakland	Chargers	23-17
10/16/05	Oakland	Chargers	27-14
12/04/05	San Diego	Chargers	34-10
09/11/06	Oakland	Chargers	27-0
11/26/06	San Diego	Chargers	21-14
10/14/07	San Diego	Chargers	28-14
12/30/07	Oakland	Chargers	30-17
09/28/08	Oakland	Chargers	28-18
12/04/08	San Diego	Chargers	34-7
09/14/09	Oakland	Chargers	24-20
11/01/09	San Diego	Chargers	24-16
10/10/10	Oakland	Raiders	35-27
12/05/10	San Diego	Raiders	28-13
11/10/11	San Diego	Raiders	24-17
01/01/12	Oakland	Chargers	38-26
09/10/12	Oakland	Chargers	22-14
12/30/12	San Diego	Chargers	24-21
10/06/13	Oakland	Raiders	27-17
12/22/13	San Diego	Chargers	26-13
10/12/14	Oakland	Chargers	31-28
11/16/14	San Diego	Chargers	13-6
10/25/15	San Diego	Raiders	37-29
12/24/15	Oakland	Raiders	23-20
10/09/16	Oakland	Raiders	34-31
12/16/16	San Diego	Raiders	19-16
10/15/17	Oakland	Chargers	17-16





# RAIDERS VS. CHARGERS

## WHAT TO WATCH FOR VS. LOS ANGELES

- The Raiders offense continuing to lead the NFL in 20-plus-yard touchdowns (30) since 2016. The Silver and Black are tied for first with the Kansas City Chiefs in 2017 with 16 such scores.
- The Raiders rushing committee crossing the 100-yard barrier for the 10th time this season.
- The Raiders defense recording an interception in four consecutive games for the first time since closing out the 2016 season with an interception in eight consecutive games.
- **LB Bruce Irvin** and **DE Khalil Mack** becoming the first defensive Raider duo since Warren Sapp and Derrick Burgess (2006) to each record at least 10 sacks in a single season.
- **LB NaVorro Bowman** leading the team in tackles for the ninth time this season through his first 10 games as a Raider. Bowman has recorded double-digit stops in six contests since signing with the team.
- **Bowman** recording at least eight tackles and one sack in the season's finale to earn his fifth season of 130 total tackles and 2.0 sacks since 2010. Bowman is the only NFL defender with four such seasons between 2010-16.
- **QB Derek Carr** tossing one touchdown to extend his streak to 17 games with at least one touchdown pass.
- **Carr** posting a passer rating of at least 100.0 for the sixth time this season. Carr currently owns 18 such games, the seventh most in franchise history. The team is 15-3 when Carr throws for a passer rating over 100.0. His next game will tie him with Tom Flores for sixth-most in club history.
- **Carr** tossing at least two touchdowns for the fifth time this season to earn his 31st multi-touchdown performance of his career, which would tie for fifth-most in NFL history through a player's first four seasons with Andy Dalton.
- **Carr** approaching Russell Wilson for the third-most touchdown passes (106) through a player's first four seasons. Carr sits at 102 after becoming the fifth quarterback in NFL history to pass for at least 100 touchdowns in his first four seasons in Week 15.
- **TE Jared Cook** recording his third 100-yard day in 2017. It would mark the first time in his career recording three 100-yard performances in one season.
- **Cook** tallying 107 yards receiving to set a new single-season career high (760). His 653 yards at the moment are his most since 2013 (671).
- **WR Amari Cooper** recording his 11th career 100-yard game and second of the 2017 campaign. Cooper would tie Mervyn Fernandez for seventh-most 100-yard games in franchise history.
- **Cooper** recording hauling in at least five passes. It would mark Cooper's 23rd such game for his career, the ninth most five-reception games by a Raider in club history (tying Dave Casper).
- **Cooper** recording his fourth 30-plus-yard touchdown reception of 2017. Since 2016, Cooper's eight such scores are tied for second-most in the NFL.
- **WR Michael Crabtree** recording his seventh 100-yard game as a receiver in Silver and Black and first of the 2017 campaign. Seven such games would tie him for 10th most in franchise history with Willie Gault.
- **Crabtree** recording one touchdown reception to tie his career high of nine in a single season (2012 and 2015).
- **Crabtree** hauling in at least two touchdowns for the fifth time as a Raider, which would tie him for the fourth-most such games since joining the team in 2015. Two touchdown receptions would also mark Crabtree's first season with double-digit scores.
- **LB Bruce Irvin** recording one sack to set a new single-season career high (8.5).
- **RB Marshawn Lynch** rushing for 98 yards in the season finale to total 10,000 yards on the ground in his career. Lynch would become the 31st player in NFL history to cross 10,000 rushing yards.
- **DE Khalil Mack** recording two sacks to tie Bill Pickel (42.5) for the most sacks by a Raider through his first four seasons.
- **Mack** recording a fourth-quarter sack to become the club's all-time leader in fourth quarter sacks (16.5) since sacks became an official stat in 1982.
- **S Reggie Nelson** recording an interception in back-to-back contests for the first time since Weeks 15-16 against the Chargers and Colts in 2016.
- **T Marshall Newhouse** playing in his 100th career game, also marking his 70th career start.



## A WIN WOULD...

- ...give the Raiders a 7-9 record to wrap up the 2017 campaign.
- ...increase the Raiders' lead in the all-time regular season series to 63-51-2 over the Chargers.
- ...mean the Raiders will finish 3-3 within the AFC West division for the second consecutive season.
- ...result in a 2017 series split between the Chargers and the Raiders.
- ...be the team's third road win of the 2017 season.
- ...give **Head Coach Jack Del Rio** an 8-4 record as a head coach over the Charger's franchise.
- ...the first time since Jan. 2, 2010 against the Chiefs that the Raiders closed out the regular season with a victory.
- ...mark the Silver and Black's fifth win against the Chargers in their last six matchups against the club.



# HEAD COACHING MATCHUP

## JACK DEL RIO

Jack Del Rio was named the 19th head coach in the history of the Oakland Raiders franchise on Jan. 15, 2015. The appointment marked a homecoming for Del Rio, who was raised in nearby Hayward, Calif. Now in his 32nd year in the NFL and his 21st season in coaching, Del Rio has played for, coached with, and learned from some of the best coaches in all of football.

Last season, Del Rio guided the Raiders to a 12-4 record, marking the franchise's first 12-win season since 2000. The Raiders earned a postseason berth for the first time since 2002 and landed an NFL-high seven players on the AFC Pro Bowl squad. Del Rio was selected as the recipient of the Maxwell Club's Greasy Neale Professional Coach of the Year Award, becoming the sixth Raiders coach to earn NFL Coach of the Year honors. In addition, he was named the AFC Coach of the Year by Kansas City's Committee of 101.

As defensive coordinator with the Denver Broncos from 2012-14, Del Rio was part of three-straight AFC West titles and helped lead Denver to an AFC Championship and appearance in Super Bowl XLVIII following the 2013 campaign.

Prior to joining the Broncos in 2012, Del Rio spent nine seasons at the helm in Jacksonville. During his head coaching tenure (2003 to 2011) with the Jaguars, the club ranked sixth in the NFL in yards per game allowed (317.3) and eighth in points per game allowed (20.3). Under Del Rio, the Jaguars made two playoff appearances in 2005 and 2007, highlighted by the club's first postseason win in eight seasons with a 31-29 road victory against the Pittsburgh Steelers in a 2007 AFC Wild Card Game.

During his lone season as a defensive coordinator with Carolina in 2002, he inherited the NFL's worst defense statistically (371.4 yards per game allowed) and turned it into the league's second-ranked unit (290.4 yards per game allowed). As linebackers coach for the Baltimore Ravens from 1999-2001, Del Rio tutored a talented group that included Peter Boulware, Ray Lewis and Jamie Sharper.

A veteran of 11 seasons as an NFL linebacker, he was selected in the third round (68th overall) of the 1985 NFL Draft by New Orleans and went on to make the NFL's All-Rookie Team and earn the Saints' Rookie of the Year award. For his career, he played 160 games in the regular season and totaled 1,078 tackles, 12 sacks and 13 interceptions.

Del Rio was a four-year starter at the University of Southern California, where he earned consensus All-American honors as a senior and was runner-up for the Lombardi Award, given to the nation's best lineman or linebacker. A standout catcher on the USC baseball team, Del Rio was drafted by the Toronto Blue Jays in 1981. He was inducted into the USC Athletic Hall of Fame in May 2015.

Del Rio was a three-sport star in football, baseball and basketball at Hayward High School in Hayward, Calif. Born on April 4, 1963, in Castro Valley, Calif., Del Rio and his wife, Linda, have three daughters, Lauren, Hope and Aubrey, and a son, Luke.

<b>Years</b>	<b>COACHING BACKGROUND</b>	
	<b>College/Pro Team</b>	<b>Position</b>
1997	New Orleans Saints	Assistant Strength Coach
1998	New Orleans Saints	Linebackers
1999-2001	Baltimore Ravens	Linebackers
2002	Carolina Panthers	Defensive Coordinator
2003-11	Jacksonville Jaguars	Head Coach
2012-14	Denver Broncos	Defensive Coordinator
2013 (Wks. 10-13)	Denver Broncos	Interim Head Coach
2015-17	Oakland Raiders	Head Coach

## ANTHONY LYNN

On Jan. 13, 2017, the Los Angeles Chargers made their first official transaction, naming Anthony Lynn the 16th head coach in franchise history and the first African-American head coach in team annals. The 48-year-old Lynn joined the Chargers after spending the last two seasons (2015-16) as the assistant head coach and running backs coach for the Buffalo Bills.

Lynn spent the last two seasons (2015-16) with the Bills, including the final 14 games of the 2016 season as their offensive coordinator and the final game of the year as their interim head coach. The Bills led the NFL in both of Lynn's seasons in both rushing yards (2,630 in 2016 and 2,432 in 2015) and rushing touchdowns (29 in 2016 and 19, tie in 2015). The Bills also led the League in average yards per carry (5.3 in 2016 and 4.8, tie in 2015) in each of his two seasons in Upstate New York. More impressively, at his last two coaching stops (New York and Buffalo), his teams combined to rush for 18,218 yards during that span (2009-16), the most combined yards in the NFL over that time period. In Los Angeles, Lynn takes over a team with a workhorse running back in Melvin Gordon, who broke out with 1,416 yards from scrimmage and 12 touchdowns in 2016.

Lynn jumped right into the coaching ranks in 2000, spending three seasons (2000-02) with the Broncos as an offensive assistant and assistant to special teams. In 2003, he landed his first full-time position gig as the running backs coach for the Jacksonville Jaguars (2003-04). That was followed by similar positions with the Dallas Cowboys (2005-06), Cleveland Browns (2007-08), New York Jets (2009-14) and Bills (2015-16). Lynn carried the additional title of assistant head coach in New York in

A native of Celina, Texas, some 40 miles north of Dallas, Lynn was an All-Southwest Conference running back as a collegian at Texas Tech, where he rushed for 1,911 yards and 17 touchdowns on 481 carries. That helped him earn a ticket to the NFL where he signed with the New York Giants as an undrafted free agent in 1992. After being released by the Giants, Lynn signed with Denver in 1993 and appeared in 13 games for the Broncos. In 1994, he suffered a broken leg and spent the year on injured reserve. Lynn moved on to the Bay Area in 1995, spending two seasons with the San Francisco 49ers (1995-96) before concluding his career in Denver (1997-99) where he won back-to-back Super Bowl championships (XXXII and XXXIII) with the Broncos. Lynn hung up his cleats after the '99 season, having played in 83 career games.

Lynn is married to Stacey Bell Lynn. He has two children, son, D'Anton, and daughter, Danielle. Stacey is a news anchor at WNBC in New York City. D'Anton played football collegiately at Penn State and professionally with the New York Jets and the Canadian Football League's Hamilton Tiger-Cats. Danielle studied at the University of Oklahoma and is currently in graduate school at the University of North Texas.

<b>Years</b>	<b>COACHING BACKGROUND</b>	
	<b>College/Pro Team</b>	<b>Position</b>
2000-02	Denver Broncos	Offensive Asst./Asst. to Special Teams
2003-04	Jacksonville Jaguars	Running Backs
2005-06	Dallas Cowboys	Running Backs
2007-08	Cleveland Browns	Running Backs
2009-13	New York Jets	Running Backs
2014	New York Jets	Running Backs/Asst. Head Coach
2015-16	Buffalo Bills	Running Backs/Asst. Head Coach
2017	Los Angeles Chargers	Head Coach



# How They Match Up

## OAKLAND RAIDERS

## LOS ANGELES CHARGERS

### TOTAL OFFENSE

323.3 T-19th

### PASSING OFFENSE

226.7 17th

### RUSHING OFFENSE

96.6 25th

### SCORING OFFENSE

19.4 23rd

### SACKS ALLOWED

22 T-4th

### THIRD DOWN OFFENSE

40.4% 11th

### RED ZONE OFFENSE

62.5% 4th

### GIVEAWAYS

26 28th

### TOTAL DEFENSE

340.4 19th

### PASSING DEFENSE

231.9 21st

### RUSHING DEFENSE

108.5 13th

### SCORING DEFENSE

22.9 T-18th

### SACKS

30 24th

### THIRD DOWN DEFENSE

40.1% 23rd

### RED ZONE DEFENSE

48.9% 10th

### TAKEAWAYS

14 29th

### TOTAL DEFENSE

14th 327.9

### PASSING DEFENSE

3rd 195.0

### RUSHING DEFENSE

32nd 132.9

### SCORING DEFENSE

3rd 17.5

### SACKS

T-5th 41

### THIRD DOWN DEFENSE

20th 39.0%

### RED ZONE DEFENSE

1st 38.2%

### TAKEAWAYS

T-5th 25

### TOTAL OFFENSE

8th 368.7

### PASSING OFFENSE

3rd 270.1

### RUSHING OFFENSE

24th 98.7

### SCORING OFFENSE

T-16th 21.7

### SACKS ALLOWED

1st 17

### THIRD DOWN OFFENSE

14th 39.3%

### RED ZONE OFFENSE

26th 47.7%

### GIVEAWAYS

T-4th 15

## STATISTICAL LEADERS ----- 2017

Category	Raiders	No.	Category	Chargers	No.
Passing Yards	Carr	3,253	Passing Yards	Rivers	4,128
Passer Rating	Carr	86.0	Passer Rating	Rivers	93.2
Completion Percentage	Carr	62.4	Completion Percentage	Rivers	61.7
Rushing Yards	Lynch	790	Rushing Yards	Gordon	1,012
Rushing Touchdowns	Lynch	7	Rushing Touchdowns	Gordon	8
Receptions	Crabtree	56	Receptions	Allen	93
Receiving Yards	Cook	653	Receiving Yards	Allen	1,260
Receiving Touchdowns	Crabtree	8	Receiving Touchdowns	Allen	5
Scrimmage Yards	Lynch	923	Scrimmage Yards	Gordon	1,457
First Downs	Lynch	43	First Downs	Gordon	71
Tackles	Nelson	89	Tackles	Addae	92
Sacks	Mack	10.5	Sacks	Bosa	11.5
Interceptions	Smith	2	Interceptions	Two Tied	4
Forced Fumbles	Irvin	3	Forced Fumbles	Bosa	4
Special Teams Tackles	Harris	4	Special Teams Tackles	Two Tied	13
Punt Return Avg.	Richard	6.0	Punt Return Avg.	Benjamin	9.5
Kick Return Avg.	Patterson	28.3	Kick Return Avg.	King	20.8
Scoring/Non-Kicking	Crabtree	52	Scoring/Non-Kicking	Gordon	72
Scoring	Tavecchio	77	Scoring	Gordon	72





# GAME NOTES VS. PHILADELPHIA EAGLES



Oakland Raiders (6-9) vs. Philadelphia Eagles (13-2)  
Week 16 | Sunday, Dec. 25, 2017 | 5:30 p.m. PT  
Lincoln Financial Field | Philadelphia, Pennsylvania



	1	2	3	4	Total
Oakland Raiders	0	7	3	0	10
Philadelphia Eagles	7	0	3	9	19

Captains: #4 Derek Carr, #27 Reggie Nelson, #52 Khalil Mack, #61 Rodney Hudson

## Raiders 10, Eagles 19

- The Raiders were defeated by the Eagles by a score of 19-10, to bring Oakland to 6-9 on the year with one game left in the 2017 season.
- The loss gives the Silver and Black a 5-7 record in the all-time series against Philadelphia and give the Eagles a two-game winning streak over Oakland. The Raiders' last win against Philadelphia came on Oct. 18, 2009.
- The Raiders finish the season 1-3 against the NFC East.
- The Raiders are now 38-28-1 in Monday Night Football contests.
- The Raiders will conclude their 2017 campaign on the road where they will face the Chargers in Los Angeles.

## Game Highlights

- **LB NaVorro Bowman** led the team in tackles (seven - six solo) for the eighth time since joining the team in October.
- **QB Derek Carr** broke his tie for fourth place in NFL history for the most touchdown passes (102) through a player's first four seasons.
- **WR Amari Cooper** hauled in his sixth touchdown reception of 2017, tying his single-season career high from his rookie year (2015).
- **S Reggie Nelson** recorded his first interception of 2017, and leads all active players with 36 picks since 2007. Nelson also added three passes defended and a forced fumble.
- **DL Jihad Ward** recorded his first career sack.

## Starters - Offense

- **WR Michael Crabtree**
- **LT David Sharpe**
- **LG Kelechi Osemele**
- **C Rodney Hudson**
- **RG Gabe Jackson**
- **RT Marshall Newhouse**
- **TE Jared Cook**
- **TE Lee Smith**
- **QB Derek Carr**
- **RB Marshawn Lynch**
- **TE Vadal Alexander**

## Starters - Defense

- **DE Denico Autry**
- **DT Eddie Vanderdoes**
- **NT Justin Ellis**
- **DE Khalil Mack**
- **SLB Bruce Irvin**
- **MLB NaVorro Bowman**
- **CB TJ Carrie**
- **LCB Dexter McDonald**
- **RCB Sean Smith**
- **FS Reggie Nelson**
- **SS Karl Joseph**



## Team Notes

- The defense has recorded multiple sacks in each of the last five games.
- The defense held the Eagles to 216 total net yards in tonight's contest (138 passing, 78 rushing). Coming into tonight's contest, the Eagles ranked third in the NFL, averaging 386.9 total yards per game.
- The Eagles were 1-for-14 (7.14%) on third down in tonight's contest. Coming into week 16, the Eagles ranked first in the NFL on third down with a success rate of 45.4 percent.
- The Raiders' rushing attack accounted for 137 yards on 33 carries (4.2 avg.), marking the ninth game this season the team has surpassed 100 yards on the ground. The 137 yards on the ground were the most allowed by the Eagles defense in 2017.

## Player Highlights

- **DL Denico Autry**
  - o On third-and-12 from the Philadelphia 25-yard line, Autry took down QB Nick Foles for the team's second sack of the evening, good for a 16-yard loss.
  - o Autry's sack marked his fifth of the season, increasing his single-season career high.
  - o Autry's sack was his lone stop of the contest.



# GAME NOTES VS. PHILADELPHIA EAGLES



Oakland Raiders (6-9) vs. Philadelphia Eagles (13-2)  
Week 16 | Sunday, Dec. 25, 2017 | 5:30 p.m. PT  
Lincoln Financial Field | Philadelphia, Pennsylvania



	1	2	3	4	Total
Oakland Raiders	0	7	3	0	10
Philadelphia Eagles	7	0	3	9	19

## • QB Derek Carr

- o Carr led a three-play, 74-yard touchdown drive (1:24) in the second quarter to tie the game at seven apiece when he found **WR Amari Cooper** for a 63-yard score.
- o Carr's touchdown pass was his 102nd of his career, breaking his tie with Andrew Luck for the fourth-most touchdown passes in NFL history through a player's first four seasons. Carr trails Dan Marino (142), Peyton Manning (111) and Russell Wilson (106), for the most touchdowns in NFL history through his first four seasons.
- o Carr finished the first half completing 8-of-12 passes for 118 yards and one touchdown, earning a passer rating of 126.4, his third-highest first-half passer rating of 2017.
- o Carr finished the game completing 15-of-29 passes for 140 yards, adding one touchdown and two interceptions to finish with a 48.1 passer rating.

## • WR Amari Cooper

- o In his return to action following his recent ankle injury, Cooper took a **QB Derek Carr** pass 63 yards to the end zone with 12:46 remaining in the first half to tie the game at seven.
- o Cooper's touchdown reception was his eighth score of at least 30 yards since 2016, tied for the second-most such scores in the NFL during that time frame.
- o Cooper's 63 yards receiving in the first half were his second-highest output during a single game in 2017.
- o Cooper finished the game with 66 yards receiving on three receptions (22.0 avg.). His 66 yards receiving led the team.

## • RB Marshawn Lynch

- o Lynch rushed for his second-highest single-game output in 2017, rushing for 95 yards on 25 attempts (3.8 avg.).
- o Lynch needs just 98 yards to become the 23rd player in NFL history to surpass 10,000 career rushing yards.

## • S Reggie Nelson

- o With 4:05 left in the third quarter, Nelson recorded his first forced fumble of the season, which was recovered by CB TJ Carrie.
- o In the fourth quarter, Nelson added his first interception of the season and returned it three yards.
- o Nelson ranks first among active players with 36 interceptions since 2007.
- o Nelson finished second on the team in tackles (six), while adding three passes defended, a forced fumble and an interception.

## • DL Jihad Ward

- o On second-and-10 from the Philadelphia 22-yard line, Ward took down QB Nick Foles for his first career sack, good for a 9-yard loss.
- o The sack marked the team's first of the evening.
- o Ward's sack was his lone stop of the evening.

## Other Notables

- o **G/T Vadal Alexander** started as an extra tight end tonight, his fourth start of 2017.
- o **LB NaVorro Bowman** led the team with seven tackles, marking the eighth time he's done so in his nine games with the Raiders this season.
- o **RB Jalen Richard** totaled 56 yards from scrimmage (42 rushing, 14 receiving).
- o **T David Sharpe** made his first career NFL start with **T Donald Penn** missing his first start in 170 straight games.





# COMMITMENT TO EXCELLENCE

The Raiders – who began play in the American Football League in 1960 – enter their 58th year of professional football competition, including the last 47 as a member of the National Football League.

In six memorable decades – the 1960s, '70s, '80s, '90s, 2000s and 2010s – the Raiders have been dominant in professional football since Al Davis first pledged in 1963 to build the finest organization in pro sports.

During these decades of dominance, the Raiders have won an AFL championship, four American Football Conference championships, and three world championships of professional football, participated in five Super Bowls, played in 14 championship games, won or tied for 17 division championships, had 22 playoff seasons, finished 35 seasons at .500 or better and played in 41 postseason games.

Pro football's dynamic organization placed first in the AFC West in 2000, 2001 and 2002 despite playing among the toughest schedules in the NFL in each of those seasons. With their appearance in Super Bowl XXXVII, the Raiders became the first NFL team to have had a season end in the Super Bowl in four different decades.

The Raiders are the only team to have been in Super Bowls in the '60s, the '70s, the '80s and the 2000s.

The Silver and Black are the only AFC team – and one of just two NFL teams (Minnesota) – to have a season that advanced to the conference championship game in the '60s, the '70s, the '80s, the '90s and the 2000s.

The Raiders are one of only three original AFL teams to have captured three world championships of professional football with Super Bowl victories. The Raiders are one of only five AFC teams to have won more than one Super Bowl since 1980.

In their five Super Bowl appearances, the Raiders have been led by four head coaches and started four quarterbacks.

With four postseason victories, the Raiders were the first of the AFC West teams to win multiple postseason contests in the new millennium by six years.

Since 1963, when Al Davis first took over the failing Oakland franchise that had struggled to win only nine of 42 league games in the initial three seasons of the new AFL and pledged to build the finest organization in sports, the Raiders have dominated professional football in terms of consistent victory. During the memorable 57 years in Oakland and Los Angeles, the Raiders have won 462 league games, tied 11 and lost 410.

"Commitment to Excellence" has never been an idle phrase to those who have proudly represented the Raiders organization during the '60s, '70s, '80s, '90s and the new millennium as shown by their domination of pro football.

More than 20 of the great players who proudly wore the Silver and Black, as well as Owner-Leader Al Davis and legendary Head Coach John Madden, have been enshrined in the Pro Football Hall of Fame. The Raiders have also produced six Coaches of the Year.

In addition, 70 Pro Bowl players have earned 195 Pro Bowl selections representing the Silver and Black. In 1970, as the Raiders began their second decade of play, the merger between the AFL and NFL became a reality on the field. In the 1970 through 2012 period of interconference play, the Raiders have compiled a remarkable 92-77-1 record against present National Football Conference rivals.

Another innovation came to professional football in 1970 – "Monday Night Football." The Raiders' domination of this prime-time television series has seen the Silver and Black build an incredible 38-27-1 record in Monday night play. In the 43 years of this series, the Raiders are 16-8-0 in "Monday Night Football" games at home.

Through the decades – the '60s, '70s, '80s, '90s, 2000s and now the 2010s – the Raiders have had the greatest players, the greatest coaches, the greatest plays and participated in the greatest games in the annals of professional sports.

Challengers to Raider domination of professional football will arise as they have in the '60s, '70s, '80s, '90s and the new millennium. The Raider organization will continue to meet these challenges.





# REGGIE MCKENZIE

## THE GENERAL MANAGER



**Reggie McKenzie**, a former draft pick by Raiders Owner Al Davis as a player, enters his 31st season in the National Football League and his sixth as General Manager of the Silver and Black. McKenzie was named to the position by Owner Mark Davis on Jan. 10, 2012, becoming the first General Manager of the franchise since Al Davis was hired as Head Coach and General Manager in 1963. Owner Mark Davis rewarded McKenzie with a four-year contract extension in July 2016, and McKenzie went on to be named the Executive of the Year by the Pro Football Writers of America and Sporting News in 2016.

McKenzie has overseen significant changes in the organization's scouting, player personnel and football operations departments, while bringing refined football acumen to the Silver and Black. Adhering to a strategy of building a competitive roster through the draft while making strategic acquisitions via free agency and trades, McKenzie is in his sixth season at the helm having already earned plaudits from some of the most respected voices in football.

## UNDRAFTED GEMS

Every preseason, hundreds of undrafted free agents vie for a spot on their team's 53-man roster. **Reggie McKenzie** has brought in numerous players that were not drafted, developing them into significant contributors for the Silver and Black.

- **DL Denico Autry** has set career highs in sacks (5.0) and passes defended (seven - second in the NFL among defensive lineman) in his fourth season with the team.

- **WR Johnny Holton** has blossomed in his second year and has become known as a home-run threat. Holton averages a staggering 24.2 yards per catch in 2017 and ranks third on the team with three touchdown receptions.

- In 2017, **P Marquette King** ranks third with 14 punts inside the 10-yard line and seventh in gross average (47.5). In 2016, he led the NFL with 38 punts traveling over 50 yards. In 2015, set a franchise record by placing 40 punts inside the 20-yard line. In 2014, King set Raider franchise records in punts (109) and yards (4,930).

- On **RB Jalen Richard's** first career carry, he rushed 75 yards for a touchdown. With his 75-yard touchdown, Richard became just the fourth player ever to record a 75-or-more-yard rushing touchdown in his NFL debut, joining Oran Pape (1930), Alan Ameche (1955) and Ottis Anderson (1979). He has added three total scores and combined for 1,210 scrimmage yards in 30 career games.

- **WR Seth Roberts** has totaled four game-winning touchdowns in his career (Week 2 of 2015 vs. Baltimore, Week 12 of 2015 at Tennessee and Week 1 of 2016 at New Orleans). The Raiders are 10-0 in games when he records a touchdown reception.

Notable Raiders who entered the NFL as undrafted FAs:

Player	School	Year	Team
DL Denico Autry	Mississippi State	2014	Oakland
LS Jon Condo	Maryland	2005	Dallas
WR Johnny Holton	Cincinnati	2016	Oakland
P Marquette King	Fort Valley State	2012	Oakland
LB Nicholas Morrow	Greenville	2017	Oakland
FB/RB Jamize Olawale	North Texas	2012	Dallas
T Donald Penn	Utah State	2006	Minnesota
RB Jalen Richard	Southern Mississippi	2016	Oakland
WR Seth Roberts	West Alabama	2014	Oakland
K Giorgio Tavecchio	California	2017	Oakland

Since McKenzie took over as GM in 2012, the Raiders have had 11 UDFAs on the initial 53-man roster. Here is the yearly breakdown:

Year	UDFAs on Initial 53
2012	2
2013	2
2015	2
2016	4
2017	1

## LATE-ROUND STEALS

"It definitely helps. When you play on Sunday and a guy goes down and that player that you have running on special teams now can play a position and you're not afraid to put him in, it gives you depth. They may not be the starter. These young guys, you really have to give them a couple of years to figure out what they really are. Some of them, you have to throw them in because of where you are as a team. Let's all hope that not only the guys at the top of the draft but the guys at the bottom, if we can get a couple of those guys to give us some production within the first three years, that would be great." - **Raiders GM Reggie McKenzie on getting production from lower-level draft picks**

GM Reggie McKenzie's philosophy of building his roster through the draft includes standout players from the top of the board like **DE Khalil Mack**, **QB Derek Carr** and **WR Amari Cooper**. But a good drafting team will make all of their picks count, and McKenzie has done that of late. Here is a look at some players currently on the roster that McKenzie has drafted in the fourth round or later and have provided solid production:

McKenzie's Picks		
Player	Year	Round
DT Justin Ellis^	2014	4
CB TJ Carrie^	2014	7
G/C Jon Feliciano^	2015	4
RB DeAndre Washington^	2016	5
LB Cory James^	2016	6
G Vadal Alexander^	2016	7
LB Marquel Lee^	2017	5

^ - has started multiple games over career

## THAT'S WHAT THEY SAID

"My approach is old school. I'm a roll up the sleeves type of guy that wakes up early in the morning like iron workers, and comes prepared to get the job done." - **Reggie McKenzie, introductory press conference, Jan. 10, 2012**

"He has the courage of his convictions about players that Ron Wolf had, including blunt assessments of their talent. But Reggie also has the patience of Ted Thompson; he adheres to the draft-and-develop model of team-building. The latter means trusting scouts to constantly fill a pipeline of young talent, empowering coaches to play and develop young players, and identifying core players to secure contractually for the future." - **Andrew Brandt, Monday Morning Quarterback (MMQB), March 12, 2014**

"He is an exceptional evaluator of talent. Just has a great skill for it, especially for guys already in the NFL who might be flying under the radar. He was my right-hand man for all those years, a big reason why the Packers were good all those years." - **Ron Wolf, April 24, 2012**

"You can see this foundation starting to build there with the things Reggie [McKenzie] has done. He goes and hires Jack Del Rio, and I think that's a pretty good situation. They have a ton of cap space and an opportunity to build. All of a sudden you look at the AFC West, and they're kind of on the rise and you're very familiar with the AFC West so you know. It's very competitive." - **Andy Reid, March 24, 2015**





# McKENZIE - 2014 DRAFT



## First Round - DE Khalil Mack (No. 5 overall)

**Career:** Has started all 63 games over his career, just the second Raider in club history (Charles Woodson) to begin their career doing so, and totaled 321 tackles (233 solo), 40.5 sacks, nine forced fumbles, four fumble recoveries, one interception and 17 passes defended...Totaled 77 tackles (56), 11 sacks, five forced fumbles, three fumble recoveries, one interception and four passes defended in 2016 en route to becoming the NFL's Defensive Player of the Year...On Nov. 27, 2016, became the first NFL player since 2009 to record a sack, interception returned for a touchdown, forced fumble and fumble recovery in the same game...Started all 16 games and earned his first career Pro Bowl selection in 2015 after totaling 79 tackles (58), 15 sacks, two forced fumbles and four passes defended...His 15 sacks ranked second in the NFL and fell just one short of a franchise record...Started all 16 games as a rookie and posted 84 tackles (59), four sacks, four passes defended and one forced fumble.

**Honors/Awards:** Named the Associated Press Defensive Player of the Year, the first Raider to win the prestigious award since Lester Hayes in 1980...Named the Pro Football Writers of America's Defensive Player of the Year...Named to the Pro Football Writers of America's All-NFL Team...Named the NFL 101 Awards' AFC Defensive Player of the Year by The Committee of 101...Named to the Associated Press All-Pro First Team...Named the AFC Defensive Player of the Week for his Week 9 of 2016 performance in the Raiders' 30-20 victory over the Denver Broncos...Named the AFC Defensive Player of the Week for his Week 12 of 2016 performance in the Raiders' 35-32 win over the Carolina Panthers...Named the AFC Defensive Player of the Month for November 2016 after posting 13 tackles (10 solo), four sacks, two forced fumbles, two fumble recoveries, two passes defended, one interception and one touchdown, helping the Raiders go 3-0 in November...Named to the 2017 Pro Bowl...Selected to the 2016 Pro Bowl...Selected to the AP All-Pro First Team for the first time in 2015...Named AFC Defensive Player of the Week for his five-sack performance in Week 14 of 2015 against the Denver Broncos...Finished third in Associated Press Defensive Rookie of the Year voting in 2014...Selected to the Pro Football Writers of America, Sports Illustrated and NFL.com All-Rookie Team...Was the only rookie named to the USA Football All-Fundamentals Team, which honors 26 NFL players who exhibit exemplary football techniques for young players to emulate.



## Second Round - QB Derek Carr (No. 36 overall)

**Career:** Has started 61 games over his career, passing for 14,447 yards on 1,359-of-2,219 passing (61.2 pct.) with 102 touchdowns, 43 interceptions and an 87.5 passer rating...In Week 15, became just the fifth quarterback in NFL history to throw for 100 touchdowns in his first four seasons...Started 15 games in 2016 before having his season cut short due to injury...Threw for 3,937 yards on 357-of-560 passing with 28 touchdowns to just six interceptions...Posted a career-best 96.7 quarterback rating...Recorded seven game-winning/fourth-quarter comeback drives in 2016, a franchise record...He became the first quarterback in NFL history with five game-winning touchdown passes in the fourth quarter or overtime in a season...Became the first player in franchise history to record 3,000 passing yards in each of his first three seasons...Started all 16 games for the second straight year in 2015, throwing for 3,987 yards on 350-of-573 passing (61.1 percent) with 32 touchdowns and 13 interceptions with a 91.1 rating...Led the NFL with 13 touchdown passes of 25-plus yards...Set every franchise-rookie passing record in 2014 and ranked first among 2014 rookies with 348 completions (second all-time among rookies), 3,270 passing yards (11th among rookies) and 21 touchdowns (T-6th among rookies).

**Honors/Awards:** Earned FedEx Air Player of the Week in Week 7 for his 417-yard, three touchdown performance in the Thursday Night victory over the Chiefs...Named the Castrol Edge Clutch Performer of the Year in 2016 and was the only player in the NFL to win the weekly award multiple times (four)...Named the recipient of the Raiders' prestigious Commitment to Excellence Award in 2016, given to the Raider who best exemplifies hard work, leadership, and excellence on and off the field throughout the season...Named the Raiders' nominee for the Art Rooney Sportsmanship Award, presented each year to an NFL player who best demonstrates the qualities of on-field sportsmanship, including fair play, respect for the game and opponents, and integrity in competition...Selected to his second consecutive Pro Bowl...Named the Castrol Edge Clutch Performer of the Week for his Week 1 game-winning drive against the New Orleans Saints in 2016...Named the Castrol Edge Clutch Performer of the Week in Week 4 at Baltimore in 2016...Named the AFC Offensive Player of the Week, Castrol Edge Clutch Performer of the Week and FedEx Air Player of the Week for his record-setting performance at Tampa Bay in Week 8 of 2016...He threw for a franchise-record 513 yards, including a 41-yard TD pass to WR Seth Roberts with 1:45 remaining in overtime, completing 40-of-59 passes with four TDs for a 117.4 passer rating...Named the Castrol Edge Clutch Performer of the Week in Week 12 vs. Carolina in 2016, leading the Raiders to a 35-32 comeback win...Named to his first Pro Bowl in 2015...Named the Castrol Edge Clutch Performer of the Week for his Week 2 game-winning drive against the Baltimore Ravens in 2015...Named the Castrol Edge Clutch Performer of the Week in Week 12 at Tennessee in 2015...Named to Sports Illustrated's All-Rookie Team in 2014.



# McKENZIE - 2014 DRAFT



## Third Round - G Gabe Jackson (No. 81 overall)

**Career:** Has become a dominant force on the offensive line and one of the best guards in the NFL, starting 58 games over his career at left and right guard...Started all 16 games in 2016 at right guard, moving over from left guard after the team signed G/T Kelechi Osemele in free agency...Helped hold the Raiders' sacks allowed total to just 18, fewest by the club since the 1970 AFL-NFL merger...Started all 16 games at left guard in 2015 for the first time in his career...Earned the starting left guard job during training camp in 2014 and went on to play in 13 games with 12 starts...Became the first rookie OL to start at least 10 games for the Raiders since Stefen Wisniewski started 15 in 2011.

---



## Fourth Round - DT Justin Ellis (No. 107 overall)

**Career:** Has played in 59 games with 41 starts and posted 131 tackles (80 solo) and 0.5 sacks over his career, solidifying the Raiders' interior defensive line...Played in all 16 games in 2016, recording 29 tackles (16)...Saw action in 12 games with nine starts in 2015, posting 22 tackles (15) and two passes defended...Was a surprise force on the defensive line as a rookie, appearing in all 16 games with 14 starts after stepping into the starting position in Week 3...He finished the season with 39 tackles (21) and one pass broken up.

**Honors:** Named to Sports Illustrated and Pro Football Writers of America's All-Rookie Team in 2014.

---



## Fourth Round - DB Keith McGill II (No. 116 overall)

**Career:** Has played cornerback and safety over his career, and has totaled 30 tackles (21 solo), five passes defended and one fumble recovery for a touchdown in 53 games with three starts over his career...Appeared in all 16 games in 2016 for the first time in his career and made two starts...Posted 16 tackles (13) and one pass defended...Played in 13 games in 2015, serving primarily on special teams...Finished with three special teams stops and blocked a field goal...Despite being plagued by injury through much of his rookie year, McGill contributed on special teams all season long, posting three special teams tackles. He finished the year with 12 tackles (six) and four passes defended.

---




## Seventh Round - CB TJ Carrie (No. 219 overall)

**Career:** A versatile member of the secondary, has played both cornerback and safety over his career in 59 games (35 starts)...Has 203 tackles (169 solo), three INTs, 36 passes defended, two forced fumbles and three fumble recoveries...Has also served as the team's kickoff and punt returner...Appeared in all 16 games in 2016 for the first time in his career and made three starts...Totaled 22 tackles (19) one interception, four passes defended and one fumble recovery...Played in 15 games at both cornerback and safety in 2015...Recorded 53 tackles (43), one interception, 11 passes defended and one fumble recovery...Also returned 19 punts for 118 yards (6.2 avg.)...Made immediate contributions on both defense and special teams as a rookie, appearing in 13 games and starting four at cornerback...He finished the year with 48 stops (40), one interception, 12 passes defended, a forced fumble and two fumble recoveries (one special teams).



# McKENZIE - 2015 DRAFT



## First Round - WR Amari Cooper (No. 4 overall)

**Career:** Has totaled 200 receptions and 2,788 yards (13.9 avg.) and 17 touchdowns in his career...Holds Raider record for most receptions through first three seasons...Recorded second-most single-game receiving yards by a receiver in club history (210) in Week 7 against the Chiefs...In 2016, became the third player in NFL history to record at least 70 receptions and 1,000 receiving yards in each of his first two seasons...Named to the Pro Bowl in each of his first two seasons...Posted 83 receptions for 1,153 yards (13.9 avg.) and five touchdowns in 2016...Had the most productive season by a rookie receiver in franchise history, recording 72 receptions for 1,070 yards (14.9 avg.) and six touchdowns in 16 games...His 70 receptions and 1,050 yards are both franchise rookie records...Led all NFL rookies in receptions, receiving yards, receiving yards per game and tied for the lead in receiving touchdowns.

**Honors/Awards:** Named AFC Offensive Player of the Week in Week 7 for his 210-yard, two-touchdown performance against the Chiefs...Cooper's 210 yards receiving rank second in club history...Selected to the Pro Bowl in each of his first two seasons...Named the Castrol Edge Clutch Performer of the Week in Week 11 of 2016 vs. Houston, recording the game-winning 35-yard touchdown reception, juking multiple Texans defenders in the process...Named the Pepsi NFL Rookie of the Week for his Week 7 of 2015 performance at San Diego, totaling 133 receiving yards on five receptions (26.6 avg.) and one touchdown...Named the Pepsi NFL Rookie of the Week for his Week 9 2015 performance at Pittsburgh after recording seven receptions for 88 yards and one touchdown...Named the Pepsi NFL Rookie of the Week for his effort in Week 12 of 2015 at Tennessee, finishing with seven receptions for 115 yards.



## Second Round - DE Mario Edwards Jr. (No. 35 overall)


**Career:** Has totaled 68 tackles (48 solo), 5.5 sacks, three forced fumbles and three passes defensed through his first 29 career games (23 starts)...After spending most of the 2016 season on the Reserve/Injured List, made his season debut in Week 16 vs. Indianapolis...Finished the year with four tackles...Stepped into a starting role and made a big impact before being placed on IR in 2015, playing in 14 games and posting 41 tackles (30), two sacks, three forced fumbles and two passes defensed.

**Honors/Awards:** Named the Pepsi NFL Rookie of the Week for his Week 11 performance vs. Minnesota when he posted 11 tackles (eight solo), one sack and one forced fumble.



## Third Round - TE Clive Walford (No. 68 overall)

**Career:** Has posted 70 catches for 768 yards (11.0 avg.) and six touchdowns over his career, emerging as a dual threat in the passing and run game in 43 games with 10 starts...Recorded 33 receptions for 359 yards and three touchdowns in 2016, all career highs...Posted 28 receptions for 329 yards and three touchdowns as a rookie in 2015.



## Fourth Round - G/C Jon Feliciano (No. 128 overall)

**Career:** Has appeared in 35 games with four starts over his career, seeing significant action late in 2015 and in the 2016 opener...Appeared in all 16 games in 2016...Played in six games with three starts at right guard in his rookie campaign, earning his first start at right guard in Week 15 vs. Green Bay...Started final three games of season at right guard.



# McKENZIE - 2016 DRAFT




## First Round - S Karl Joseph (No. 14 overall)

**Career:** Emerged as the team's starting strong safety during his rookie season...Has totaled 156 tackles (111 solo), two INTs, 11 passes defended, one sack, one forced fumble and two fumble recoveries in 26 games with 23 starts.

**College:** Started 42 straight games for West Virginia from 2012-15 before an injury ended his senior season...Named to Associated Press All-Big 12 Second Team and the conference coaches' All-Big 12 First Team as a junior in 2014.

**Honors/Awards:** Named to the Pro Football Writers of America's All-Rookie Team.



## Second Round - DL Jihad Ward (No. 44 overall)

**Career:** Rotational player who has totaled 33 tackles (23 solo), one sack and one fumble recovery in 21 career games.

**College:** Played two years at Illinois after transferring from Globe Institute of Technology (New York)...Named an All-Big Ten Honorable Mention in 2014 and 2015...Totalled 104 tackles, 4.5 sacks, three forced fumbles, five fumble recoveries and three passes defended in 25 games at Illinois...Played wide receiver and safety in high school before switching to defensive tackle at Globe Tech, where he tallied 10 sacks over two seasons.



## Third Round - LB Shilique Calhoun (No. 75 overall)

**Career:** Has appeared in 18 games in his career, rotating in on defense and playing significant snaps on special teams...Deflected a punt in Week 15 against the Chiefs...Totalled nine tackles and 0.5 sacks in his career.

**College:** Appeared in 54 games with 41 starts over four years at Michigan State, ranking second on the school's all-time sack list with 27...Was a three-time All-American Second Team and three-time All-Big Ten First Team selection from 2013-15...Named the 2013 Big Ten Defensive Lineman of the Year after posting 37 tackles and 7.5 sacks.



## Fourth Round - QB Connor Cook (No. 100 overall)

**Career:** Has totaled 150 yards on 14-of-21 passing with one TD and one INT...Became the first quarterback in history to make his debut in the playoffs...Threw for 161 yards on 18-of-45 passing and one TD in the 2016 Wild Card Playoff.

**College:** Three-year starter at Michigan State, finishing his career as the school's winningest quarterback after compiling a 34-5 record as a starter...Finished as the school all-time leader in passing yards (9,194), TD passes (71) and pass attempts (1,170).



## Fifth Round - RB DeAndré Washington (No. 143 overall)

**Career:** Has appeared in 28 games, totaling 142 rushes for 617 yards (4.35 avg.) with four TDs and 49 receptions for 312 yards (6.4 avg.) and one score...Scored in consecutive games against the Chiefs in Week 7 and Bills in Week 8.

**College:** Played in 48 games with 26 starts over four years at Texas Tech, becoming the fifth player to rush for over 1,000 yards in a season twice...Ranks fifth in school history with 3,411 career rushing yards...Named All-Big 12 First Team after ranking second in the conference in rushing yards, rushing yards per carry, rushing yards per game, all-purpose yards and rushing TDs in 2015...Named a finalist for All-Big 12 Offensive Freshman of the Year in 2011.



## Sixth Round - LB Cory James (No. 194 overall)

**Career:** Emerged as key contributor at linebacker and has posted 115 tackles (83 solo), two forced fumbles, two passes defended in 26 games, starting 14 of them...Ranks second on the team with 67 stops (45) in 2017.

**College:** Played four seasons at Colorado State, seeing action in 51 games with 46 starts, totaling 230 tackles (112 solo), 24 sacks, four forced fumbles, one fumble recovery and three passes defended...Ranks fourth on the school's all-time sacks list with 24, and set the school record for most sacks by a freshman with 7.5...Posted a career-high 65 tackles (28), including two sacks as a senior in 2015.



## Seventh Round - G Vadal Alexander (No. 234 overall)

**Career:** Has appeared in 23 games in his career, making eight starts at various positions along the offensive line...Started in his first game of 2017 in Week 7 against the Kansas City Chiefs, helping keep QB Derek Carr clean all night.

**College:** Four-year starter on the offensive line at LSU, appearing in 50 games with 46 starts (25 at left guard, 21 at right tackle)...Blocked for 100-yard rushing in 28 of his 46 starts and a 1,000-yard rusher in three of the four years he started on the offensive line...Earned All-American Second Team honors and All-SEC First Team honors as a senior.





# 2017 Key Acquisitions

## TE Jared Cook

**NFL Career:** Versatile tight end in his ninth NFL season and first with the Silver and Black...Career totals include 131 games played with 62 starts, 354 receptions for 4,533 yards (12.8 avg.) and 19 TDs...Became the first tight end in NFL history to post at least one 100-yard game with four different teams with his 107-yard effort in Week 7 against the Chiefs...Has posted at least 30 receptions in each of the last seven seasons (2011-17), one of only two active tight ends to do so...Set a Packers postseason record with 229 yards receiving on 18 receptions in 2016...Ranked second on the team in both receptions and receiving yards (39 for 481) in 2015 with the Rams...Caught a career-high 52 passes for St. Louis in 2014, the third most by a tight end in a season in team annals...Set a single-season franchise record with 671 receiving yards in his first year with the Rams in 2013...Registered a career-high 759 yards receiving in 2011, the second most by a tight end in a season in Titans franchise history.




## RB Marshawn Lynch



**NFL Career:** Powerful back in his 10th NFL season and first with the Raiders...Joined the team after a trade with the Seattle Seahawks in the offseason...Was drafted by the Buffalo Bills in the first round of the 2007 NFL Draft...Career totals include 141 games played with 128 starts, 9,902 rushing yards on 2,332 carries (4.25 avg.) with 81 TDs...Has 270 receptions for 2,112 yards (7.8 avg.) and nine TDs as a receiver...Postseason totals include 11 games played with 10 starts, 193 rushes for 937 yards and nine TDs, and 12 receptions for 126 yards...Scored two times on the ground in Week 9 for the first time since Dec. 21, 2014 against the Cardinals...Is a five-time Pro Bowler, having been named to the team in four straight seasons from 2011-14, with his first selection coming in 2008...Named to the Associated Press All-Pro First Team in 2012 and Second Team in 2014...Owns 31 career 100-yard rushing games...Leads the NFL with 55 rushing touchdowns since the 2011 campaign, despite missing all of the 2016 season...Set a career high with 17 total TDs in 2014 and added 1,306 rushing yards...Recorded 14 total TDs and 1,257 rushing yards in 2013, helping the Seahawks capture their first Super Bowl...Had a career year in 2012, setting career highs in carries (315), rushing yards (1,590), 100-yard games (10) and added 12 total TDs.

## QB EJ Manuel

**NFL Career:** Veteran quarterback in his fifth NFL season, first with the Raiders...A former first-round pick, career totals include 30 games played with 18 starts, 3,767 passing yards on 343-of-590 passing with 20 TDs, 16 INTs and a 77.1 quarterback rating...Started all 10 games in which he played as a rookie, winning the job out of training camp...Set Bills franchise rookie records for most passing TDs (11) and completions (180) in a season...Was just the third quarterback selected by Buffalo in the first round of an NFL Draft.



## T Marshall Newhouse



**NFL Career:** Experienced and versatile offensive lineman in his first season with the Silver and Black after seven seasons with the Green Bay Packers, Cincinnati Bengals and New York Giants...Signed with the team as an unrestricted free agent in the offseason...Has played in 99 career regular season games with 69 starts... Has appeared in six postseason games with three starts...Started all 14 games that he played in for the Giants in 2015...Helped the Packers to four straight playoff berths from 2010-13, and was with the team as they won the Super Bowl in 2010.....Played in all 32 games from 2011-12, making 29 starts over that time.

## WR Cordarrelle Patterson

**NFL Career:** Explosive return man and receiver now in his first season with the Raiders and fifth in the NFL after four years with the Minnesota Vikings...Career totals on offense include 78 games played with 24 starts, 161 receptions for 1,614 yards (10.2 avg.) and seven TDs, 44 rushes for 454 yards and six TDs...As a returner, has 152 career kickoff returns for 4,584 yards (30.2 avg.) and five TDs...His 30.2 kickoff return average ranks first in the NFL since he entered the league in 2013 and ranks only behind Gale Sayers (30.6) in NFL history...Is a two-time Pro Bowler, having been selected in 2013 and 2016...Also has earned a spot on the Associated Press All-Pro First Team two times (2013 and 2016) as a return specialist...Tied an NFL record with a 109-yard kickoff return in 2013.





# JACK DEL RIO

## DEL RIO QUICK HITS

- As a defensive coordinator and head coach, Del Rio's defenses have finished in the top 10 in total defense seven times, and four times in the top five. Of the top seven defensive seasons in Jaguars team history, Del Rio was the head coach for five of them.

Year	Team	Position	Rank	Yds./Game
2002	Carolina	Def. Coord.	2	290.4
2003	Jacksonville	Head Coach	6	291.1
2005	Jacksonville	Head Coach	6	290.9
2006	Jacksonville	Head Coach	2	283.6
2011	Jacksonville	Head Coach	6	313.0
2012	Denver	Def. Coord.	2	290.8
2014	Denver	Def. Coord.	3	305.2

- Del Rio has coached 28 different players to a total of 40 total Pro Bowls during his 21 seasons as a position coach, coordinator or head coach.
- A veteran of 11 seasons as an NFL linebacker, he was selected in the third round (68th overall) of the 1985 NFL Draft by New Orleans and went on to make the NFL's All-Rookie Team and earn the Saints' Rookie of the Year award. Following two seasons in New Orleans (1985-86), he played for Kansas City (1987-88), Dallas (1989-91) and Minnesota (1992-95). He led the Vikings in tackles for three consecutive years and was selected to participate in the Pro Bowl in 1994. For his career, he played 160 games in the regular season and totaled 1,078 tackles, 12 sacks and 13 interceptions.

## DEL RIO vs. 2017 OPPONENTS

Raiders Head Coach Jack Del Rio is in his third season at the helm in 2017, and currently owns a 96-94 career record after spending nearly nine seasons as the head coach of the Jacksonville Jaguars from 2003-11. Del Rio posted a 12-4 record last year, returning the Raiders to the playoffs for the first time since 2002, and posted a 7-9 record in 2015, his first season in charge of the Silver and Black. Over his career, Del Rio has posted a .500 record or better against nine of the Raider's 2017 opponents. Below is a look at Del Rio's records:

### AFC West:

Denver Broncos: 7-4  
 Kansas City Chiefs: 6-7  
 Los Angeles Chargers: 7-3

### AFC East:

Buffalo Bills: 5-4  
 Miami Dolphins: 2-2  
 New England Patriots: 0-4  
 New York Jets: 5-2

### AFC North:

Baltimore Ravens: 4-3

### AFC South:

Tennessee Titans: 11-9

### NFC East:

Dallas Cowboys: 2-1  
 New York Giants: 2-1  
 Philadelphia Eagles: 1-2  
 Washington Redskins: 0-3



## DEL RIO BY THE NUMBERS

**11** seasons as an NFL linebacker with the New Orleans Saints (1985-86), Kansas City Chiefs (1987-88), Dallas Cowboys (1989-91) and Minnesota Vikings (1992-95).

**160** games played throughout his NFL playing career with **128** starts.

**1,078** tackles, **12** sacks and **13** interceptions totaled by Del Rio during his NFL career.

**.505** regular season winning percentage as a head coach.

**.580** winning percentage at home as a head coach with a 54-39 mark.

**25-22** regular season record as head coach of the Oakland Raiders.

**3** times (2005, 2007, 2016) Del Rio has taken his team to the playoffs.

**4** times a team where he was either the defensive coordinator or head coach has had a top five defense.

**5** times a team Del Rio has served on the coaching staff that has at least made the Divisional Round of the playoffs.


**63-20** record (.759) as head coach in games when his team scores first. He is 53-26 (.671) when leading at halftime.

**178** interceptions recorded by Del Rio's teams in his 190 regular season games as head coach for an interception/game ratio of .937.

**20** second-half shutouts in his head-coaching career. His teams have allowed just three second-half points an additional 13 times.

**5.75** points per game allowed in the postseason for the Super Bowl XXXV Champion Baltimore Ravens, where Del Rio coached the linebackers, including Defensive Player of the Year Ray Lewis.

**1** touchdown allowed by the Ravens during the 2000 postseason Super Bowl run.





# COACHING STAFF

## FROM PLAYERS TO COACHES

The 2017 Oakland Raiders coaching staff certainly has pedigree. Seven of the team's coaches played at the NFL level before getting into coaching. The staff has 71 years of combined playing experience, with 11 Pro Bowl appearances, three All-Pro selections and one induction into the Pro Football Hall of Fame.

### **Head Coach Jack Del Rio: 11 years as an NFL player**

A veteran of 11 seasons as an NFL linebacker, was selected in the third round (68th overall) of the 1985 NFL Draft by New Orleans and went on to make the NFL's All-Rookie Team and earn the Saints' Rookie of the Year award...Following two seasons in New Orleans (1985-86), he played for Kansas City (1987-88), Dallas (1989-91) and Minnesota (1992-95)...Led the Vikings in tackles for three consecutive years and was selected to participate in the Pro Bowl in 1994...For his career, he played 160 games in the regular season and totaled 1,078 tackles, 12 sacks and 13 INTs.

### **Defensive Assistant Sam Anno: 7 seasons as an NFL player**

Played seven years in the NFL as a linebacker and long snapper with the Los Angeles Rams (1987), Minnesota Vikings (1987-88), Tampa Bay Buccaneers (1989-91) and San Diego Chargers (1992-93)...Received NFL Special Teams Player of the Year honors in 1989.

### **Defensive Line Coach Jethro Franklin: 1 season as an NFL player**

Drafted by the Houston Oilers in the 11th round (298th overall) of the 1988 NFL Draft...Spent the 1989 season playing defensive line for the Seattle Seahawks...No. 1 overall draft choice of the San Antonio Riders of the World League of American Football in 1991 before opting to begin his coaching career instead.

### **Wide Receivers Coach Rob Moore: 12 seasons as an NFL player**

Played 12 years as a wide receiver in the NFL...Was selected by the New York Jets in the first round of the 1990 Supplemental Draft...Spent five seasons with New York (1990-94) and seven years with the Arizona Cardinals (1995-2001)...Played in 153 games with 146 starts, and totaled 628 receptions for 9,368 yards and 49 touchdowns, earning Pro Bowl berths in 1994 and 1997...Led the NFL in receiving yards in 1997 (1,584), earning All-Pro honors, and an All-Conference selection from Pro Football Weekly.

### **Running Backs Coach Bernie Parmalee: 9 seasons as an NFL player**

Played nine seasons as a running back with the Miami Dolphins (1992-98) and the New York Jets (1999-2000)...Entered the NFL as a rookie free agent with Miami...Played in 134 games (26 starts), recording 567 rushes for 2,179 yards with 17 touchdowns and 168 receptions for 1,485 yards with three scores...Also registered 16 kickoff returns for 289 yards, as well as 123 special teams tackles.

### **Offensive Line Coach Mike Tice: 14 seasons as an NFL player**

Played 14 NFL seasons with the Seattle Seahawks (1981-88, 1990-91), Washington Redskins (1989) and Vikings (1992-93, '95) as a tight end...Played in 177 games (111 starts) with 107 receptions for 894 yards and 11 touchdowns.

### **Cornerbacks Coach Rod Woodson: 17 seasons as an NFL player**

Played 17 NFL seasons after being drafted 10th overall by the Pittsburgh Steelers in 1987...In 1993, had eight interceptions, 28 passes defensed, two forced fumbles, two sacks, blocked a field goal attempt, recorded a team high 79 solo tackles and was named NFL Defensive Player of the Year...Played 10 years with the Steelers from 1987-96, primarily at cornerback and returning kicks and punts...Spent 1997 with the San Francisco 49ers before switching to safety and joining the Baltimore Ravens from 1999-2001...Played in 26 games, all starts, with the Raiders from 2002-03, totaling 10 interceptions...In his 17 NFL seasons, he recorded 71 interceptions, good for third all-time; a then-NFL-record 1,483 interception return yards; 2,362 punt return yards and 17 touchdowns...Holds NFL record with 12 interception-return touchdowns...Named to the 1990s All-Decade Team...Voted to 11 Pro Bowls, a record for defensive backs...Was inducted to the Pro Football Hall of Fame in 2009.



# SCHEDULE NOTES

## 2017 OPPONENTS

Below is a look at some key information on the Raiders' 13 opponents for the 2017 season.

Opponent	First met	Last met	Series record
Baltimore	9/1/96	10/8/17	3-7
Buffalo	10/23/60	10/29/17	21-18
Dallas	12/14/74	12/17/17	6-6
Denver	10/2/60	11/26/17	62-51-2
Kansas City	9/16/60	12/10/17	52-61-2
Miami	10/9/66	11/5/17	17-16-1
New England	10/16/60	11/19/17	14-17-1
New York Giants	11/4/73	12/3/17	8-5
New York Jets	12/11/60	9/17/17	23-17-2
Philadelphia	10/17/71	12/25/17	5-7
L.A. Chargers	11/27/60	10/15/17	62-51-2
Tennessee	9/11/60	9/10/17	26-20
Washington	10/19/70	9/24/17	7-6

- The Raiders will face the Chargers for the 116th time in Week 17 this season, the most of any opponent. Following the conclusion of 2017, the Silver and Black will have faced the Broncos and Chiefs each 115 times, as they only played each team once during the strike-shortened 1982 season.

## OAKLAND VS. NFC EAST

Oakland faces off against the NFC East this season, marking the first time since 2013 that they have played the division. Last season, the NFC East produced two postseason participants, the New York Giants and Dallas Cowboys. The Raiders hold a 26-23 combined all-time record against Dallas, New York, Philadelphia and Washington.

### RAIDERS VS. NFC EAST IN 2017

Date	Opponent	Result
9/24/17	at Washington	L, 10-27
12/3/17	vs. New York	W, 24-17
12/17/17	vs. Dallas	L, 17-20
12/25/17	at Philadelphia	L, 10-19



## SILVER AND BLACK IN PRIME TIME

- The Raiders played their final primetime game in 2017 (five total) on Monday Night Football at Philadelphia against the Eagles. It marked the team's first-ever Monday Night Football game on Christmas Day.
- The Raiders appeared on Sunday Night Football three times in 2017, marking the second consecutive season that Oakland has been scheduled for at least one Sunday Night game. Last year against the Broncos, the Raiders won their 18th contest on Sunday Night Football following a 30-20 victory over Denver's ball club. In 2013, the Raiders participated in the latest NFL game ever played when they hosted the San Diego Chargers on Oct. 6. Due to an Oakland Athletics' postseason game at Oakland-Alameda County Coliseum, the Raiders moved their game to an 8:35 p.m. PT start, marking the latest start time in NFL history.
- The Raiders are 19-20 all-time in Sunday night contests since 1978. The team is now 1-1 against the Cowboys on Sunday Night Football, and faced both the Redskins and Dolphins for the first time on a Sunday Night Football stage earlier this season, winning against Miami and falling to Washington.
- Christmas Day marked the Raiders' 67th contest on Monday Night Football and second consecutive year after playing in the first Monday Night Football contest outside of the United States last season in Mexico City, Mexico against the Houston Texans. The Raiders visited the Philadelphia Eagles to play their first-ever Monday Night Football game on Christmas Day and also marked the Raiders' first matchup with the Eagles on Monday Night Football. The only other Monday Night Football game the Raiders have played the NFC East in was a contest against the Washington Redskins on Oct. 19, 1970 at home in Oakland. The Raiders won that game, 34-20.
- Oakland holds a 38-28-1 all-time record in Monday Night Football contests following their 10-19 loss to the Philadelphia Eagles.
- On Thursdays, the Raiders are 10-10 all-time, including a 3-4 record on Thanksgiving Days. In 13 Thursday games vs. the AFC West, Oakland is 9-4 and 2-2 against the Chiefs.
- The Raiders have won two out of the last three Thursday Night Football meetings against the Chiefs, after beating the club, 31-30, with zero seconds left on the clock in their instant Week 7 classic and beat them at home in 2014 by a score of 24-20. In their Week 7 victory this season, **WR Amari Cooper** posted the second-most receiving yards in a game (210) by a player in club history. At the time, Cooper's 210 yards were second-most single-game receiving yards in the NFL in 2017.



# TEAM NOTES

## MILES AND MILES

Factoring in five trips to the Eastern Time Zone and two more to the Central Time Zone, the Raiders will travel the second most miles in the NFL this season. Oakland is set to travel 30,899 miles in 2017, just shy of their 31,580 miles in 2016. With five trips over 2,000 miles, the Raiders will trail only the Los Angeles Rams in terms of miles traveled in 2017. As a division, the AFC West also leads the NFL in terms of most miles scheduled to travel (90,546). Here is a look at the teams scheduled to travel the most this season:

2017 TRAVELING BREAKDOWN	
Team	2017 Traveling Miles
Los Angeles Rams	32,600
<b>Oakland Raiders</b>	<b>30,899</b>
Arizona Cardinals	30,035
Miami Dolphins	27,458
Los Angeles Chargers	26,866
Seattle Seahawks	25,688

Fun Fact: Five teams (L.A. Rams, Oakland Raiders, Arizona Cardinals, Miami Dolphins and L.A. Chargers) will "travel around the world" at least once (approximately 25,000 miles).

## WINNING WAYS

The Raiders are among the elite teams in NFL history, ranking among the top teams from 1963-2017 in winning percentage of teams playing at least 500 games. The Raiders are tied seventh with a .545 percentage since Al Davis was named head coach and general manager in 1963.

### NFL WINNING PERCENTAGE 1963-2017 (MIN. 500 GAMES)

Rank	Team	W	L	T	Pct.
1.	Dallas Cowboys	491	346	3	.587
2.	Pittsburgh Steelers	481	351	8	.578
3.	Miami Dolphins	445	350	4	.559
4t.	NE Patriots	465	369	7	.558
4t.	Minnesota Vikings	464	368	9	.558
6.	Green Bay Packers	457	370	14	.551
7.	Denver Broncos	456	376	9	.547
<b>8.</b>	<b>Oakland Raiders</b>	<b>453</b>	<b>377</b>	<b>11</b>	<b>.545</b>
9.	San Francisco 49ers	444	387	10	.534

## RAIDERS QUICK FACTS

**First Season:** 1960 (American Football League)  
**Founding Co-owners and Directors:** Y. Charles Soda, F. Wayne Valley, Robert L. Osborne, Don Blessing, Charles L. Harney, Roger D. Lapham, Jr., Wallace A. Marsh, William J. Hayes, Edward W. McGah  
**All-Time Record:** Regular season: 462-410-11 (.530)  
 Postseason: 25-19 (.568)  
**AFL Championships:** 1 - 1967  
**Super Bowl Championships:** 3 - 1976, 1980, 1983  
**Division Titles:** 17 - 1967-70, 1972-76, 1980, 1982-83, 1985, 1990, 2000-02  
**Conference:** American Football Conference  
**Division:** AFC West  
**Stadium:** Oakland-Alameda County Coliseum  
**Capacity:** 56,057  
**Surface:** Overseeded Bermuda  
**Year opened:** 1966  
**League games:** 313 (including 17 postseason)  
**Team Colors:** Silver and Black  
**Radio:** Flagship KGMZ (95.7 The Game), Beasley Media Group and nation-wide Raiders Radio Network (33 stations)  
**Preseason TV:** KTVU (Fox 2 - Bay Area), KVVU (Fox5 - Las Vegas)

## ROAD WARRIORS

The Raiders are among the top-performing road teams in NFL history. The Silver and Black rank fourth since 1963 with a .486 winning percentage in games away from home.


### TOP ROAD RECORDS 1963-2017 (MIN. 300 GAMES)

Rank	Team	W	L	T	Pct.
1.	Dallas Cowboys	218	200	1	.521
2.	Indianapolis Colts	206	211	2	.494
3.	New England Patriots	206	215	2	.489
<b>4.</b>	<b>Oakland Raiders</b>	<b>200</b>	<b>212</b>	<b>8</b>	<b>.486</b>
5.	Pittsburgh Steelers	200	216	4	.481
6.	Miami Dolphins	192	208	1	.480
7.	San Francisco 49ers	198	219	3	.475
8.	Minnesota Vikings	192	222	6	.464
9.	Green Bay Packers	190	223	7	.461
10.	Philadelphia Eagles	188	224	8	.457

## RAIDERS MEDIA WEBSITE

The Oakland Raiders have introduced a media website, open to all members of the media, updated with content and publications from the Raiders media relations staff, including media guides, weekly releases, transcripts, post-game notes, flip cards and other information. In an effort to help media members with their coverage of the Raiders, the content will be updated on a daily basis. For any further questions, please contact a member of the Raiders media relations staff.

<http://media.raiders.com/>





# TEAM NOTES

## OFFENSIVE EFFICIENCY

Oakland's offense was one of the best in the league in 2016, ranking in the top 10 in total offense, rushing offense and points per game. In 2017, the unit returned five Pro Bowlers from last season, four more who were named as alternates, and added another through free agency in. The categories below show where the offense has been at its best through Week 16:

### 2017 GOAL-TO-GO EFFICIENCY

RK.	TEAM	G2GEFF
1.	<b>Oakland</b>	<b>88.9%</b>
2.	Jacksonville	85.7%
3t.	Los Angeles Rams	83.3%
3t.	Philadelphia	83.3%
5.	New England	79.4%
6.	Green Bay	78.3%
7t.	Atlanta	77.8%
7t.	Cincinnati	77.8%
7t.	Pittsburgh	77.8%
10.	Dallas	76.9%

-----

### 2017 NFL YARDS/PLAY

RK.	TEAM	YARDS/PLAY
5.	Los Angeles Rams	5.91
6.	Los Angeles Chargers	5.81
7.	Pittsburgh	5.74
8.	Tampa Bay	5.63
9t.	Philadelphia	5.53
9t.	Jacksonville	5.53
11t.	Detroit	5.45
11t.	Minnesota	5.45
13.	Washington	5.40
<b>14.</b>	<b>Oakland</b>	<b>5.39</b>

-----

### 2017 NFL THIRD DOWN CONVERSION %

RK.	TEAM	3RD DOWN %
1.	Atlanta	45.3%
2.	Pittsburgh	44.7%
3.	Minnesota	43.8%
4.	Dallas	43.6%
5.	Philadelphia	42.9%
6.	Carolina	42.5%
7.	Buffalo	41.9%
8t.	New England	41.7%
8t.	Los Angeles Rams	41.7%
10t.	Tampa Bay	40.4%
<b>10t.</b>	<b>Oakland</b>	<b>40.4%</b>

# RAIDERS

## BIG PLAYS

Since 2016, the offense has had a knack for the ability to create chunk-yard plays against their opponents. The Raiders tie for seventh across the NFL since the start of last year's campaign in explosive plays, or plays that are of 20-plus yards, and lead the NFL with 30 touchdowns going for at least 20 yards during that same time frame. The Raiders also tie for first in 2017 with 16 touchdowns of at least 20 yards. Take a look at the chart below for more:

### ----- NFL 20+ YARD PLAY LEADERS SINCE 2016 -----

Rank	Team	20+ Yd. Plays	20+ Yd. Passes	20+ Yd. Runs
1.	New Orleans	165	140	25
2.	Atlanta	147	121	26
3.	Washington	141	128	13
4.	New England	134	117	17
5.	L.A. Chargers	130	111	19
6.	Pittsburgh	123	117	9
7t.	Seattle	124	107	17
<b>7t.</b>	<b>Oakland</b>	<b>124</b>	<b>95</b>	<b>29</b>
7t.	Minnesota	124	98	26
7t.	Minnesota	124	104	20

## RED ZONE RAIDERS

The Raiders have opportunistic in 2017, scoring touchdowns on 62.5% of their trips inside opponents' 20-yard line.

### ----- 2017 NFL RED ZONE EFFICIENCY (PER DRIVE) -----

Rank	Team	RZ Eff.
1.	Philadelphia	65.5%
2.	Jacksonville	65.3%
3.	Chicago	64.5%
<b>4.</b>	<b>Oakland</b>	<b>62.5%</b>
5.	Green Bay	61.0%
6.	Dallas	60.8%
7.	New England	59.1%
8.	Detroit	57.1%
9.	New Orleans	56.6%
10.	Baltimore	56.3%

Additionally, the Raiders have also performed well in red zone on the opposite side of the ball. The defense ranks 10th in the NFL, holding opponents to only a 48.9% touchdown success rate.

## EAST BAY BOWMAN

On Oct. 16 this season, **LB NaVorro Bowman** signed to the Raiders and made the trip to the dark side in Silver and Black. Bowman joined the Raiders as a four-time All-Pro and three-time Pro Bowl selection with the 49ers. Bowman led all Raiders defenders in eight-of-nine games since joining the team. In his eight games, Bowman has totaled 82 tackles.

Pictured below is the only player since 2010 to record at least 130 tackles and two sacks in four different seasons...NaVorro Bowman.





# TEAM NOTES

## JUST COOK'N

With 107 yards on six receptions in the team's Week 7 thriller against the Kansas City Chiefs, **TE Jared Cook** became the first tight end in NFL history to record at least one 100-yard receiving game with four different team. Cook has surpassed 30 receptions in Week 8 for the seventh consecutive season, one of two active tight ends to do so (Jason Witten), and currently sits second on the team with 50 in 2017, 12th-most among all tight ends. His 653 receiving yards ranks sixth among tight ends.

### ----- COOK'S CAREER 100-YARD GAMES -----

Rank	Team	Opponent	Yards	Receptions
1.	Tennessee	Jacksonville	169	8
2.	St. Louis	Arizona	141	7
3.	Oakland	Miami	126	8
4.	Oakland	Kansas City	107	6
5.	Green Bay	Washington	105	6
6.	Tennessee	Indianapolis	103	9

Cook has been a chain-mover all season and ranks first among Raiders pass catchers with 34 first-down receptions. Shown below is a list of how he compares with all NFL tight ends.

### ----- 2017 FIRST DOWNS (TIGHT ENDS) -----

Rank	Player	Rec. 1st	Total Rec.
1.	Rob Gronkowski	57	69
2.	Travis Kelce	54	83
3.	Zach Ertz	45	72
4.	Delanie Walker	42	71
5.	Evan Engram	37	64
6.	<b>Jared Cook</b>	<b>34</b>	<b>51</b>



## MOVE THE CHAINS

In Week 7 against the Kansas City Chiefs at home on Thursday Night Football, the Raiders recorded 32 first downs during the contest, the most since also recording 32 on Nov. 19, 1995 against the Dallas Cowboys.

### ----- RAIDERS SINGLE-GAME FIRST DOWNS -----

Rank	Opponent	1st Downs	Date
1.	New Orleans	34	11/9/1975
2t.	Cincinnati	33	11/24/1968
2t.	Atlanta	33	11/30/1975
4t.	St. Louis	32	10/7/1973
4t.	Dallas	32	11/19/1995
4t.	Kansas City	32	10/19/2017

## PLAYING THE FIELD

In 2017, the Raiders have routinely put themselves in a position to score points, as they rank fourth in the NFL in average starting field position following kickoffs. On the flip side, the Raiders are also extremely efficient in limiting their opponents' starting position, as they currently rank third in the league in average opponents' field position. All three phases are counted on to establish good field position, and the Raiders' special teams has played its part through the Week 15.

### 2017 NFL AVG. DISTANCE FROM GOAL (AFTER KICKOFF)

Rank	Team	Avg. Starting Distance From Goal
1.	Baltimore	70.7
2.	Los Angeles Rams	71.4
3.	New England	72.2
4.	<b>Oakland</b>	<b>73.2</b>
5.	Dallas	73.8

### 2017 NFL AVG. DISTANCE FROM GOAL (AFTER KICKOFFS)

Rank	Team	Avg. Opp. Distance From Goal
1.	Miami	79.1
2.	Washington	79.0
3.	<b>Oakland</b>	<b>78.9</b>
4.	Kansas City	78.5
5.	Detroit	78.5

## EVERYBODY EATS

Through 16 weeks, 12 different Raiders on the roster have hauled in a pass from **QB Derek Carr**. Players by game is shown below.

Date	Opp.	Different Receivers
09/10	at Ten.	8
09/17	vs. NYJ	9
09/24	at Was.	9
10/1	at Den.	8
10/8	vs. Bal.	5
10/15	vs. LAC	8
10/19	vs. KC	7
10/29	at Buf.	7
11/5	at Mia.	7
11/19	vs. NE	10
11/26	vs. Den.	9
12/3	vs. NYG	8
12/10	at KC	8
12/17	vs. Dal.	8
12/25	at Phi.	8

In 2016, Carr was the first quarterback in club history to complete passes to 11 players in a game three separate times (11/9/14 vs. Denver, 12/6/15 vs. Kansas City and 9/18/16 vs. Atlanta).

## SACK MAN

It's simple - When **LB Bruce Irvin** gets to the quarterback, the odds of winning go up. The Raiders are 9-3 when Irvin gets home. And when he and **DE Khalil Mack** both get to the quarterback in a game, the Raiders have only lost twice. Take a look at the games below in which both have sacked the quarterback.

### SACKS BY GAME (MACK & IRVIN)

Date	Opponent	Sack Total	Game Outcome
10/2/16	Baltimore	2.0	W, 28-27
11/21/16	Houston	2.0	W, 27-20
11/27/16	Carolina	2.0	W, 35-32
12/4/16	Buffalo	2.0	W, 38-24
10/1/17	Denver	3.0	L, 10-16
11/26/17	Denver	3.0	W, 21-14
12/3/17	New York Giants	2.0	W, 24-17
12/10/17	at Kansas City	3.0	L, 15-26



# TEAM NOTES

## COOP AND CRAB

Now in Year 3 together, **WRs Amari Cooper** and **Michael Crabtree** have continued to give NFL secondaries trouble. In 2016, Crabtree and Cooper became the first Raiders' receiving duo to both record at least 1,000 yards in the same season since Jerry Rice and Tim Brown did so in 2001.

In the Raiders' Week 2 win against the Baltimore Ravens in 2015, Cooper (seven receptions, 109 yards and one touchdown) and Crabtree (nine receptions, 111 yards and one touchdown) became the first pair of Raiders receivers to each post 100 receiving yards in a game since Jan. 1, 2012. This also marked the first time since Dec. 31, 2005 that the Raiders had two receivers with 100 receiving yards and one touchdown each. Coupled with the duo's 281-yard effort in Week 8 of 2016 against the Tampa Bay Buccaneers, Cooper and Crabtree now have two games where they have both gone over 100 yards.

Together, "Coop" and "Crab" averaged 10.8 receptions and 137.7 yards per game in their prolific 2016 campaign. Here is a look at their combined production from last season:

### COOPER AND CRABTREE COMBINED 2016 STATISTICS

Date	Opp.	Result	Rec.	Yards	Avg.	TDs
09/11	at NO	W	13	224	17.2	0
09/18	vs. Atl.	L	9	102	11.3	1
09/25	at Ten.	W	12	164	13.6	0
10/2	at Bal.	W	12	136	11.3	3
10/9	vs SD.	W	9	185	20.6	2
10/16	vs. KC	L	12	139	11.6	0
10/23	at Jac.	W	12	125	10.4	1
10/30	at TB	W	20	281	14.1	1
11/6	vs. Den.	W	8	83	10.4	0
11/21	vs. Hou.	W	7	62	8.9	1
11/27	vs. Car.	W	12	132	11.0	0
12/4	vs. Buf.	W	9	133	14.8	2
12/8	at KC	L	9	50	5.5	0
12/18	at SD	W	7	88	12.6	1
12/24	vs. Ind.	W	11	162	14.7	0
1/1/17	at Den.	L	9	86	9.6	1
<b>Totals</b>		<b>12-4</b>	<b>172</b>	<b>2,156</b>	<b>12.5</b>	<b>13</b>

### Notes

- The two players have recorded 16 100-yard receiving games combined since 2015 (Cooper has 10 and Crabtree has six).
- Both players have caught at least four passes in 26 of the team's 45 games played together since 2015. The Raiders are 14-6 when they have combined for at least 10 receptions in a game.



## FLASH

Signing with the team this past offseason, **WR Cordarrelle Patterson** has brought another weapon to an already versatile and explosive offense. Patterson joined the Silver and Black No. 2 all-time in average kickoff return yards, checking in with 30.2 per return, second to only Gale Sayers. Below is a chart of where 'Flash' ranks in 2017 among NFL kick returners.

### ----- 2017 AVERAGE KICK RETURN YARDS PER RETURN -----

Rank	Player	Yds./KR	K-Ret	K-RYd
1.	<b>Patterson (Oak.)</b>	<b>28.3</b>	<b>18</b>	<b>509</b>
2.	Cooper (LARm)	27.4	34	930
3.	Grant (Jac.)	25.9	16	415
4.	Switzer (Dal.)	25.5	23	586
5.	Lewis (NE)	24.8	23	570

\*Min. 16 returns

A two-time member of the Associated Press All-Pro First Team (2013 and 2016) as a return man, Patterson has registered five touchdowns on kickoffs, and is tied for the longest play in NFL history with his 109-yard score on Oct. 27, 2013. Patterson is the only player in NFL history to have four scores on kickoffs of at least 100 yards. His five career kickoff return touchdowns are listed below.

### ----- PATTERSON'S CAREER RETURN SCORES -----

Date	Opponent	Distance (Yards)
09/15/13	Chicago Bears	105
10/27/13	Green Bay Packers	109
11/15/15	Oakland Raiders	93
12/6/15	Seattle Seahawks	101
11/20/16	Arizona Cardinals	104

At 6-foot-2, 220 pounds, Patterson offers an unorthodox option out of the backfield. In Week 6 against the Chargers, Patterson cruised to the house for his sixth career rushing touchdown. Each of his rushing scores have come from at least 30 yards out and are listed below.

### ----- PATTERSON'S CAREER RUSHING SCORES -----

Date	Opponent	Distance (Yards)
12/1/13	Chicago Bears	33
12/22/13	Cincinnati Bengals	35
12/29/13	Detroit Lions	50
09/7/14	St. Louis Rams	67
09/17/17	New York Jets	43
10/15/17	Los Angeles Chargers	47

Patterson is also one of just four players since 2013 to record at least six 30-yard touchdown runs, and is the only wide receiver amongst those four to do so. Nicknamed for the flashy plays he makes, 'Flash' averages 45.8 yards per touchdown rush, and an incredible 50.3 yards per touchdown overall on 18 career scores.







# TEAM NOTES

## KEEP YOUR CARR CLEAN

The offensive performed at an elite level for the entirety of the 2016 season. The unit posted a league-best 18 sacks on the year and, as the Silver and Black were the only team to allow less than 20 sacks in 2016. Their 18 sacks surrendered mark the fewest by the club since the 1970 AFL-NFL Merger.

Since **QB Derek Carr** entered the league in 2014, the team's 101 sacks allowed are tied for the fewest in the NFL. In addition, the Raiders' 73 sacks surrendered since 2015 are also the fewest during that time span. In 2017, the Raiders have performed well once again, surrendering just 21 sacks through Week 15.

### 2017 NFL SACKS ALLOWED

Rank	Team	Sacks
1.	L.A. Chargers	17
2.	New Orleans	18
3.	Pittsburgh	21
4t.	Jacksonville	22
4t.	<b>Oakland</b>	22

## ONE OR NONE

With five clean sheets in 2016, the Raiders' offensive line also ranked at the top of the league in games with one-or-fewer sacks allowed. The Silver and Black posted 10 games with one or zero sacks allowed. Here is how Oakland compared to the rest of the league when hitting that mark:

### 2016 LEADERS IN GAMES WITH ONE SACK OR LESS

Rank	Team	Games
1t.	<b>Oakland Raiders</b>	10
1t.	Chicago Bears	10
1t.	Pittsburgh Steelers	10
1t.	Miami Dolphins	10

Fifteen weeks into the 2017 campaign, the offensive line has surrendered just 22 sacks, the fourth-fewest in the NFL. In Week 2, they posted their first clean sheet of the 2017 season against the New York Jets and added their second and third clean games of the season in consecutive weeks against the Chiefs and Bills in Week 7 and 8. Again in Week 15, the Raiders held the Cowboys aggressive pass rush to zero sacks, their fourth such game of 2017.



## PAVING THE WAY

The line picked up where they left off in 2016, after finishing sixth in the NFL in rushing yards per game (120.1), and have rushed for at least 100 yards in nine contests this season, including a season-best 180 in Week 2 against the Jets.

The Raiders' stable of backs currently rank 14th in yards per rush in 2017, averaging 4.18 yards. Last season, returning second-year **RBs Jalen Richard** and **DeAndré Washington** shined in their rookie campaigns, making the Raiders just one of two teams to roster two running backs both averaging over five yards per carry (min. 80 attempts). Of running backs with at least 80 carries, Richard paced the NFL with an average carry of 5.92 yards. Between the two rookie rushers, they accounted for 958 yards rushing on 170 attempts (5.64 yards per carry), added 309 yards receiving and five total touchdowns.

Oakland's offensive line was also extremely successful in blocking for **FB/RB Jamize Olawale** in 2016. Olawale has set a career high with two rushing touchdowns while leading all running backs and fullbacks with a 18.9 receiving average (min. 10 receptions). In Week 8 against the Bills, Olawale scored his first touchdown of the 2017 campaign, punching the ball in from one yard out.

## CARR'S SHOP

In 2017, the Raiders' offensive line has once again been dominant in pass protection, allowing **QB Derek Carr** and company an abundance of time to survey the field and make big plays, helping the offense rank tied for first in 20-plus-yard touchdowns (16) this season. Shown below is where the Raiders rank in sacks surrendered per attempt in 2017.

### 2017 NFL SACKS SURRENDERED (SACKS/ATT.)

Rk.	Team	Sacks/Att.
1.	Los Angeles Chargers	3.1%
2.	New Orleans	3.6%
3.	Pittsburgh	3.7%
4.	<b>Oakland</b>	<b>4.2%</b>
5.	Jacksonville	4.5%
6.	Atlanta	4.7%
7t.	Baltimore	5.0%
7t.	Minnesota	5.0%
9.	Los Angeles Rams	5.2%
10.	New York Giants	5.5%

Anchoring the line is **C Rodney Hudson**, who has not allowed a sack since Week 1 of the 2015 season (1,676 pass snaps), per Pro Football Focus.

## DAMAGE CONTROL

Surrendering three fewer sacks in 2016 than the next-closest team, Carr and company also managed to minimize yards lost on all sacks. The Raiders lost just 86 yards total on sacks in 2016, 60 less than the New England Patriots and New York Giants, as the maulers in the middle were the only team to tally less than 100 yards lost on sacks last campaign.

Rank	Team	Sack Yards
1.	<b>Oakland Raiders</b>	<b>-86</b>
2t.	New England Patriots	-148
2t.	New York Giants	-148
4.	Dallas Cowboys	-168



# TEAM NOTES

## RAIDERS OFF THE FIELD/INTERESTING FACTS

- **General Manager Reggie McKenzie** has an identical twin brother, **Raleigh**, who is a college scout for the team. He also has two sons, **Reginald Kahlil**, who is a junior defensive lineman at Tennessee, his father's alma mater, and **Jalen Elijah**, who is entering his freshman year at USC.
- **Head Coach Jack Del Rio**, who grew up in nearby Hayward, Calif., was a standout catcher on USC's baseball team, where he was teammates with **Mark McGwire** and **Randy Johnson**, and was drafted by the **Toronto Blue Jays** in 1981. Del Rio's son, **Luke**, is also a quarterback for the University of Florida.
- **Assistant Head Coach - Defense John Pagano** is brother to Colts Head Coach **Chuck Pagano**. The two have a combined total of 38 years of coaching experience in the NFL.
- **Safeties coach Brent Vieselmeyer** coached Jack Del Rio's son, **Luke**, when he was the head coach at **Valor Christian High School** in **Highlands Ranch, Colo.**, when **Luke** was the team's starting quarterback.
- **QB Derek Carr** is the brother of former No. 1 overall pick of the **Houston Texans**, **David**. The two brothers started a training facility for all athletes in Southern California called **Carr Elite**.
- **LB/DE James Cowser** completed an internship this past offseason with **NFL China** in **Shanghai**; the internship allowed **Cowser** to expand his business acumen. **Cowser**, who is fluent in **Mandarin**, also took part in social media initiatives for **ESPN China**.
- **S Shalom Luani** was born in **Pago Pago, American Samoa** and played soccer for **American Samoa's** first **FIFA-sanctioned** win against **Tonga** in **November 2011**. He scored two times for his team in the same game, making him the territory's joint top goal scorer of all time with fellow forward **Ramin Ott**.
- **S Obi Melifonwu** was born in **London, England** before he and his family moves to the **United States**.
- **T Donald Penn** was a **Raiders fan** growing up in **Inglewood, Calif.**, going to **Raiders games** as a kid in **Los Angeles**.

## WIN/LOSS BREAKDOWN

	2017 Season.....				Jack Del Rio Career.....			
	Overall	vs. AFCW	Home	Road	Overall	vs. AFCW	Home	Road
Overall	6-9	2-3	4-4	2-5	96-94	23-14	55-39	41-55
On grass	6-7	2-3	4-4	2-5	88-72	23-14	55-39	33-33
On artificial surfaces	0-1	0-0	0-0	0-1	8-22	0-0	0-0	8-22
When scoring first	5-2	1-1	3-1	2-1	63-20	14-4	38-8	25-12
When opponent scores first	1-7	1-2	1-3	0-4	32-75	9-10	17-31	15-44
In overtime	0-0	0-0	0-0	0-0	6-2	1-0	4-1	2-1
When leading after first quarter	3-2	1-1	2-1	1-1	52-14	12-2	29-5	23-9
When leading at halftime	5-1	1-1	3-1	2-0	53-26	13-4	31-10	22-16
When leading after third quarter	5-1	1-1	3-1	3-0	59-23	15-3	29-12	30-11
When trailing after first quarter	0-7	0-2	0-3	0-4	22-63	6-8	9-26	13-37
When trailing at halftime	1-7	1-2	1-3	0-4	28-52	7-9	16-22	12-30
When trailing after third quarter	1-7	1-2	1-3	0-4	20-52	5-10	14-19	6-33
When tied at halftime	0-1	0-0	0-0	0-2	15-16	3-1	8-7	7-9
On Sunday	4-8	1-3	2-5	2-3	87-87	21-13	47-35	40-52
On Monday	0-1	0-0	0-0	0-1	4-4	0-0	4-2	0-2
On Thursday	1-0	1-0	1-0	0-0	2-3	2-3	2-2	0-1
On Saturday	0-0	0-0	0-0	0-0	2-0	0-0	1-0	1-0
Day games (before 5 p.m. PT)	4-6	1-3	3-3	1-3	85-82	19-13	45-32	40-50
Night games (after 5 p.m. PT)	2-3	1-0	1-1	1-2	11-12	4-1	10-7	1-5
When team had 100-yard rusher	1-0	0-0	1-0	0-0	42-17	6-1	25-3	17-14
When team had 100-yard receiver	2-0	1-0	1-0	1-0	29-20	8-5	16-10	13-10
When team had 300-yard passer	2-1	1-0	1-0	1-1	18-10	6-1	10-4	8-6
When opponent had 100-yard rusher	0-2	0-1	0-0	0-2	11-26	4-6	5-7	6-19
When opponent had 100-yard receiver	1-3	1-0	1-2	0-1	32-31	7-3	18-15	14-16
When opponent had 300-yard passer	2-2	1-0	1-1	1-1	21-15	7-1	11-8	10-5


## RAIDERS COACHES IN THE PRESS BOX



**Tim Holt**  
Assistant  
Offensive Line



**George Li**  
Director of Coach-  
ing Analytics



**Jake Peetz**  
Quarterbacks



**Travis Smith**  
Outside  
Linebackers



**Nate Tice**  
Quality Con-  
trol - Offense



**Brent Vieselmeyer**  
Safeties



**Rod Woodson**  
Cornerbacks



# KHALIL MACK

## SILVER AND MACK



As the Raiders' first-round pick in the 2014 NFL Draft, **DE Khalil Mack** had lofty expectations in his rookie season and he met them all and more. Mack finished third in Associated Press Defensive Rookie of the Year voting. Proving to be one of the NFL's best run defenders and generating pressure on quarterbacks that didn't always show up on the stat sheet, Mack was selected to the Pro Football Writers of America, Sports Illustrated and NFL.com All-Rookie Teams.

Mack finished second in the NFL in 2015 with 15 sacks, but it was 2016 that became the year of the Mack. He earned a spot on the Associated Press' All-Pro Team for the second consecutive season and was named the NFL's Defensive Player of the Year, becoming the first Raider to win the award since Lester Hayes in 1980.

### KHALIL MACK CAREER STATS

Year	GP	GS	Total	Solo	Asst.	Sacks	Yds.	INTs	PD	FF
2014	16	16	84	59	25	4.0	29.0	0	4	1
2015	16	16	79	58	21	15.0	89.0	0	4	2
2016	16	16	77	56	21	11.0	75.0	1	4	5
2017	15	15	81	60	21	10.5	75.5	0	5	1
<b>Totals</b>	<b>63</b>	<b>63</b>	<b>321</b>	<b>233</b>	<b>88</b>	<b>40.5</b>	<b>268.5</b>	<b>1</b>	<b>17</b>	<b>9</b>

## FIVE-SACK GAME

Mack tied a franchise record set more than 32 years ago and set a career high with five sacks in Week 14 at Denver in 2015. His incredible performance matched Howie Long's five sacks on Oct. 2, 1983. Below is a look at the top single-game sack performances in franchise history:

Player	Sacks	Date
<b>Khalil Mack</b>	<b>5.0</b>	<b>12/13/15</b>
Howie Long	5.0	10/2/83
Kameron Wimbley	4.0	11/10/11
Anthony Smith	4.0	9/12/93
Anthony Smith	4.0	10/18/92

Mack became the first player with five sacks in a game in which his team won by three points or fewer since sacks became an official stat in 1982. All of Mack's five sacks came in the second half against Denver, tying for the most sacks in a half since 1991. Here is a look at the most sacks in a half since 1991:

Player	Sacks	Date
<b>Khalil Mack (Oak.)</b>	<b>5.0</b>	<b>12/13/15</b>
Vonnie Holliday (GB)	5.0	12/22/02
10 Tied	4.0	-

Since sacks became an official stat in 1982, only six other players have recorded more than five sacks in a game in NFL history. Mack is the sixth player to record five sacks and one forced fumble in a game. The most recent player to do so was Adrian Clayborn for the Atlanta Falcons in Week 10 this season. Below is a look at the six players to record five sacks and one forced fumble in game:

Player	Date	Sacks	FF
Chuck Smith (Atl.)	10/12/97	5.0	3
Derrick Thomas (KC)	9/6/98	6.0	1
Vonnie Holliday (GB)	12/22/02	5.0	3
Osi Umenyiora (NYG)	9/30/07	6.0	2
Aldon Smith (SF)	11/19/12	5.5	2
<b>Khalil Mack (Oak.)</b>	<b>12/13/15</b>	<b>5.0</b>	<b>1</b>
Adrian Clayborn (Atl.)	11/12/17	6.0	2

## MACK ATTACK

Mack was the first Raiders player since 2005-06 to record double-digit sacks in back-to-back seasons, the last being Derrick Burgess. With his two-sack performance against the Cowboys in Week 15, Mack became the first Raider to record double-digit sacks in three consecutive seasons since Anthony Smith did so from 1991-93.

In these last three seasons (2015-17), Mack has also recorded 36.5 sacks, good for second-most in the NFL during that span. Only Chandler Jones and Von Miller join Mack as the only players to record at least 10.0 sacks in each of the last three seasons.

### ----- NFL SACK LEADERS SINCE 2015 -----

Team	Player	Sacks
Denver Broncos	Von Miller	38.5
<b>Oakland Raiders</b>	<b>Khalil Mack</b>	<b>36.5</b>
Arizona Cardinals	Chandler Jones	34.5

It's no secret that Mack thrives as the season goes on, as well as in the individual games themselves. His fourth-quarter sacks are rank near top of NFL amongst all premier pass rushers.

### ----- MACK'S FOURTH QUARTER SACKS SINCE 2015 -----

Team	Player	Sacks
Denver Broncos	Von Miller	17.0
<b>Oakland Raiders</b>	<b>Khalil Mack</b>	<b>12.5</b>
Baltimore Ravens	Terrell Suggs	12.5

Mack's 15.5 career fourth-quarter sacks rank second in team history since becoming an official statistic in 1982. Additionally, his fourth-quarter forced fumbles (four- third in NFL) and fumble recoveries (three - tied third) also top the NFL charts since 2015.

## RECORD-TYING STREAK

In 2016, Mack's Defensive Player of the Year campaign was highlighted by his record-tying sack streak. From Week 6 through Week 14, Mack registered in sack in eight consecutive games. He tied an NFL record and became just the second player in club history to do so since sacks became an official stat in 1982. Here are Mack's incredible numbers during his eight-game span

### ----- MACK'S STREAK -----

Opp.	TKL	Solo	Asst.	Sacks	Yds	INT	PD	TD	FF	FR
KC	5	4	1	1.0	1.0	0	0	0	0	0
at Jac.	3	2	1	1.0	7.0	0	0	0	0	0
at TB	7	6	1	2.0	12.0	0	0	0	1	0
Den.	3	2	1	2.0	17.0	0	1	1	1	1
Hou.	3	3	0	1.0	9.0	0	0	0	0	0
Car.	7	5	2	1.0	11.0	1	1	1	1	1
Buf.	7	4	3	1.0	5.0	0	0	1	1	1
at KC	6	4	2	1.0	6.0	0	0	0	1	0
<b>Totals</b>	<b>41</b>	<b>30</b>	<b>11</b>	<b>10.0</b>	<b>68.0</b>	<b>1</b>	<b>3</b>	<b>1</b>	<b>5</b>	<b>3</b>





# KHALIL MACK

## MACK'S MONTH

Since entering the NFL in 2014, no player has racked up as many sacks in the month that matters most. They say, "the games they remember are played in December." Mack has made them remember, racking up an unparalleled 17.0 sacks in December alone since his rookie campaign.

Shown below is a list of Mack's sacks in December in comparison to all defenders around the league.

### ----- SACKS IN DECEMBER SINCE 2014 -----

Rank	Player	Team	SACKS
1.	<b>Khalil Mack</b>	<b>Raiders</b>	<b>17.0</b>
2t.	Aaron Donald	Rams	14.0
2t.	Kawan Short	Panthers	14.0
4.	Clay Matthews	Packers	12.5
5.	Melvin Ingram	Chargers	12.0
6.	Calais Campbell	Jaguars	11.0
7t.	Justin Houston	Chiefs	10.0
7t.	J.J. Watt	Texans	10.0
7t.	Julius Peppers	Panthers	10.0
7t.	Ryan Kerrigan	Redskins	10.0
9t.	Carlos Dunlap	Bengals	9.5
9t.	Jason Pierre-Paul	Giants	9.5

## MULTI-SACK MACK

Mack notched at least two sacks in three straight games in 2015, making him the only NFL player to do so. Since 2015, Mack's eight multi-sack games are tied for first in the NFL with Chandler Jones. Below is a list of Mack's career multi-sack games.

### ----- MACK'S CAREER MULTI-SACK GAMES -----

Date	Opp.	Tackles	Solo	Asst.	Sacks	Yards
12/07/14	SF	4	2	2	2.0	14.0
09/27/15	at Cle.	3	2	1	2.0	11.0
11/29/15	at Ten.	5	3	2	2.0	13.0
12/06/15	KC	8	5	3	2.0	10.0
12/13/15	at Den.	7	6	1	5.0	32.0
10/30/16	at TB	7	6	1	2.0	12.0
11/06/16	vs. Den.	3	2	1	2.0	17.0
10/01/17	at Den.	7	5	2	2.0	10.0
12/17/17	vs. Dal.	6	5	1	2.0	8.0

Mack's five multi-sack games tie Anthony Smith (1991-92) for the most by a Raider through his first two seasons. He was also the first Raider with two sacks in three straight games since Derrick Burgess in 2006. Mack is tied again with Smith for the most such games in franchise history through his first four seasons (nine).

## MACK'S GAME

On Nov. 27, 2016, Mack became the first NFL player since 2009 to record a sack, interception returned for a touchdown, forced fumble and fumble recovery in the same game. The last to accomplish such a feat was none other than Charles Woodson.

### ----- MACK STATS - NOV. 27, 2016 -----

TKL	Solo	Asst.	Sacks	Yds	INT	PD	TD	FF	FR
7	5	2	1.0	11.0	1	1	1	1	1

## LEADING THE CLASS

After totaling just four sacks in his rookie year, Mack propelled himself near the top of his class in his sophomore campaign and is at the top of his 2014 draft class with 40.5 career sacks.

### 2014 NFL DRAFT CLASS SACK RANKINGS

Player	Sacks
<b>Khalil Mack (Oak.)</b>	<b>40.5</b>
Aaron Donald (StL.)	39.0

## RETURN OF THE MACK

In Week 14 of 2015, Mack's five-sack game officially put the NFL on notice. His day to remember improved his season total to 14.0 sacks, and with his performance, he jumped to the top of the NFL leaderboard in sacks. Mack added one more sack in Week 15 to finish the season with 15.0 sacks, good for second in the league, and the third-most in franchise history.

### ----- 2015 NFL SACK LEADERS -----

Player	Sacks
J.J. Watt (Hou.)	17.5
<b>Khalil Mack (Oak.)</b>	<b>15.0</b>
Ezekiel Ansah (Det.)	14.5
Carlos Dunlap (Cin.)	13.5
Chandler Jones (NE)	12.5

Mack was the 14th different Raider with 10 sacks in a season and the first to do so since 2006 (Derrick Burgess and Warren Sapp). His 15 sacks this season are the most by a Raider since 2005 and the third most in franchise history. Since then, he has posted three consecutive double-digit sack seasons, one of three players to do so since 2015.

### ----- FRANCHISE SINGLE-SEASON SACK LEADERS -----

Player	Sacks	Year
Derrick Burgess	16.0	2005
Sean Jones	15.5	1986
<b>Khalil Mack</b>	<b>15.0</b>	<b>2015</b>

Notorious for finishing strong, most of Mack's production came in the second half 2015, as he totaled 53 tackles (39 solo) with 11 sacks since Nov. 15, including three multi-sack games in Weeks 12-14.


Mack had a sack in four straight games from Week 12-15, which at the time was tied for the second longest streak by a Raider since 2001. Mack has had at least a five-game sack streak in each of the last two seasons, just one of two players league wide to do so.





# DEREK CARR

## CARR AT THE HELM



**QB Derek Carr** was named the Raiders' starting quarterback heading into the 2014 season, becoming the first rookie QB in team history to start in Week 1. Entering 2017, Carr has grown into one of the league's elite quarterbacks, starting his first 61 games. In 2016, he became the first quarterback in franchise history to throw for 3,000 yards in each of his first three seasons and led seven fourth-quarter comebacks en route to winning the NFL's Castrol Game Clutch Performer of the Year award.

### DEREK CARR CAREER STATISTICS

Year	GP/GS	W-L	Cmp.	Att.	%	Yards	TDs	INTs	Rtg.
2014	16/16	3-13	348	599	58.1	3,270	21	12	76.6
2015	16/16	7-9	350	573	61.1	3,987	32	13	91.1
2016	15/15	12-3	357	560	63.8	3,937	28	6	96.7
2017	14/14	6-8	304	487	62.4	3,253	21	12	86.0
<b>Career</b>	<b>61/61</b>	<b>28-32</b>	<b>1,359</b>	<b>2,219</b>	<b>61.2</b>	<b>14,447</b>	<b>102</b>	<b>43</b>	<b>87.5</b>

Carr has orchestrated 13 fourth-quarter/overtime comebacks and game-winning drives in his career:

- 17-play, 80-yard TD drive (7:21) vs. Kansas City on Nov. 20, 2014 (9-yard TD to James Jones)
- 9-play, 80-yard TD drive (1:44) vs. Baltimore on Sept. 20, 2015 (12-yard TD to Seth Roberts)
- 9-play, 90-yard TD drive (3:20) at Tennessee on Nov. 29, 2015 (12-yard TD to Seth Roberts)
- 3-play, 11-yard drive (0:16) at Denver on Dec. 13, 2015 (16-yard TD to Mychal Rivera)
- 15-play, 67-yard drive (6:55) in overtime vs. San Diego on Dec. 24, 2015 (31-yard Sebastian Janikowski FG)
- 11-play, 75-yard drive (5:16) at New Orleans on Sept. 11, 2016 (10-yard TD to Seth Roberts and two-point conversion to WR Michael Crabtree)
- 6-play, 66-yard drive (1:24) at Baltimore on Oct. 2, 2016 (23-yard TD to WR Michael Crabtree)
- 5-play, 60-yard drive (1:36) in overtime at Tampa Bay on Oct. 30, 2016 (41-yard TD to Seth Roberts)
- 5-play, 85-yard drive (1:32) vs. Houston on Nov. 21, 2016 (35-yard TD to WR Amari Cooper)
- 12-play, 82-yard drive (3:20) vs. Carolina on Nov. 27, 2016 (23-yard Sebastian Janikowski FG)
- 5-play, 59-yard drive (0:40) vs. Buffalo on Dec. 4, 2016 (37-yard TD to WR Amari Cooper)
- 9-play, 54-yard drive (3:47) at San Diego on Dec. 18, 2016 (44-yard Sebastian Janikowski FG)
- 11-play, 85-yard drive (2:25) vs. KC on Oct. 19, 2017 (2-yard TD to Michael Crabtree)

## 14 300-YARD GAMES

Carr has eclipsed the 300-yard mark 13 times so far in his career. The Raiders are 10-4 when Carr reaches the 300-yard milestone.

### ----- CARR'S 300-YARD PASSING GAMES -----

Date	Opp.	Yards	Att./Cmp.	TDs	Passer Rtg.	Result
10/30/16	at TB	513	40/59	4	117.4	W, 30-24(OT)
10/19/17	KC	417	29/52	3	101.2	W, 31-30
9/20/15	Bal.	351	30/46	3	100.9	W, 37-33
11/1/15	NYJ	333	23/36	4	130.9	W, 34-20
11/29/15	at Ten.	330	24/37	3	120.3	W, 24-21
10/26/14	at Cle.	328	34/54	1	86.0	L, 13-23
9/11/16	at NO	319	24/38	1	98.5	W, 35-34
10/9/16	SD	317	25/40	2	93.4	W, 34-31
11/27/16	Car.	315	26/38	2	100.2	W, 35-32
9/27/15	at Cle.	314	20/32	2	115.9	W, 27-20
10/29/17	at Buf.	313	31/49	1	71.2	L, 14-34
11/15/15	Min.	302	29/43	2	83.7	L, 14-30
11/8/15	at Pit.	301	24/44	4	96.9	L, 35-38
11/5/17	at Mia.	300	21/30	1	99.3	W, 27-24

## KEEPING IT 100

Carr has posted passer ratings of at least 100 points in 18 career games (15-3 record). He has posted ratings of at least 130 in five games, the most of any Raider through his first four seasons.

### ----- CARR'S 100-PLUS PASSER RATING GAMES -----

Date	Opp.	Passer Rtg.	Yards	TDs	INTs	Result
12/07/14*	SF	140.2	254	3	0	W, 24-13
10/25/15^	at SD	137.7	289	3	0	W, 37-29
09/17/17	NYJ	136.6	230	3	0	W, 45-20
11/26/17	Den.	136.3	253	2	0	W, 21-14
11/01/15	NYJ	130.9	333	4	0	W, 34-20
10/02/16	at Bal.	123.4	199	4	0	W, 28-27
12/24/16	vs. Ind.	122.6	228	3	0	W, 33-25
11/29/15	at Ten.	120.3	330	3	0	W, 24-21
10/30/16	at TB	117.4	513	4	0	W, 30-24(OT)
11/21/16	vs. Hou.	117.0	295	3	1	W, 27-20
09/27/15	at Cle.	115.9	314	2	0	W, 27-20
09/18/16	Atl.	115.0	299	3	0	L, 28-35
09/10/17	at Ten.	114.3	262	2	0	W, 26-16
10/12/14	SD	107.7	282	4	1	L, 28-31
10/19/17	KC	101.7	417	3	0	W, 31-30
09/20/15	Bal.	100.9	351	3	1	W, 37-33
11/27/16	Car.	100.2	315	2	1	W, 35-32
10/01/17	at Den.	100.0	143	1	0	L, 10-16

\* 7th highest rating in franchise history

\* 4th highest by first-year player since 1970 AFL-NFL merger

^ 7th highest road rating in franchise history

## THROWING FOR SIX

Carr has enjoyed one of the most prolific starts to a career in NFL history, especially when it comes to finding the end zone. His 53 TDs rank second most by any NFL player through his first two seasons, trailing only Dan Marino (68). And although his 2016 season was cut short due to injury, he continued his stellar start to his career by throwing 28 more TDs in his third season. His 102 TDs are also 10th-most in the NFL since 2014.

### TOUCHDOWN PASSES THROUGH FIRST TWO NFL SEASONS

Rank	Player	Years	TDs
1.	Dan Marino (Mia.)	1983-84	68
2.	<b>Derek Carr (Oak.)</b>	<b>2014-15</b>	<b>53</b>
T-3.	Peyton Manning (Ind.)	1998-99	52
T-3.	Russell Wilson (Sea.)	2012-13	52

### TOUCHDOWN PASSES THROUGH FIRST THREE NFL SEASONS

Rank	Player	Years	TDs
1.	Dan Marino (Mia.)	1983-85	98
2.	Andrew Luck (Ind.)	2012-14	86
3.	Peyton Manning (Ind.)	1998-2000	85
4.	<b>Derek Carr (Oak.)</b>	<b>2014-16</b>	<b>81</b>

### TOUCHDOWN PASSES THROUGH FIRST FOUR NFL SEASONS

Rank	Player	Years	TDs
1.	Dan Marino (Mia.)	1983-86	142
2.	Peyton Manning (Ind.)	1998-2001	111
3.	Russell Wilson (Sea.)	2012-15	106
4t.	<b>Derek Carr (Oak.)</b>	<b>2014-16</b>	<b>102</b>
4t.	Andrew Luck (Ind.)	2012-15	101

Carr crossed the 100-touchdown barrier just 60 games into his NFL career, the quickest to reach 100 passing scores in Raiders history. By doing so in his first four seasons, Carr joined Dan Marino, Peyton Manning, Andrew Luck and Russell Wilson as the only quarterbacks in NFL history to toss 100 touchdowns through their first four seasons in the league.



# DEREK CARR

## 2015 TDs

Carr threw a career-high 32 TD passes in 2015, averaging two TDs per start. Carr finished the year just two TDs shy of the Raiders franchise record, currently held by Daryle Lamonica (34 in 1969). Here is where Carr ranked in TD passes in 2015:

### ----- 2015 TOUCHDOWN PASSES -----

Rank	Player	Team	TDs
1.	Tom Brady	New England	36
T-2.	Blake Bortles	Jacksonville	35
T-2.	Eli Manning	N.Y. Giants	35
T-2.	Cam Newton	Carolina	35
T-2.	Carson Palmer	Arizona	35
6.	Russell Wilson	Seattle	34
<b>T-7.</b>	<b>Derek Carr</b>	<b>Oakland</b>	<b>32</b>
T-7.	Drew Brees	New Orleans	32
T-7.	Matthew Stafford	Detroit	32

## HIGHLY RATED

Over the last two seasons, Carr has emerged as one of the league's leading passers. His passer rating improved by 14.5 points from his rookie season in 2015 and by 5.6 more in 2016, helping him post the eighth- and third-best ratings in franchise history. Here is how Carr's 2015 and 2016 season rank among the best passing campaigns in Raiders team history:

### ----- RAIDERS SINGLE-SEASON PASSER RATING -----

Rank	Player	Year	TD/INT	Rating
1.	Ken Stabler	1976	27/17	103.4
2.	Rich Gannon	2002	26/10	97.3
<b>3.</b>	<b>Derek Carr</b>	<b>2016</b>	<b>28/6</b>	<b>96.7</b>
4.	Rich Gannon	2001	27/9	95.5
5.	Ken Stabler	1974	26/12	94.9
6.	Rich Gannon	2000	28/11	92.4
7.	Jeff George	1997	29/9	91.2
<b>8.</b>	<b>Derek Carr</b>	<b>2015</b>	<b>32/13</b>	<b>91.1</b>

\*Note: Min. 14 attempts/team game.

## RAIDERS ELITE

Carr threw 32 TD passes in 2015, giving him the second most TD passes in a season in franchise history behind Daryle Lamonica's 34 TDs in 1969. Lamonica also threw 30 TDs in 1967, making he and Carr the only Raiders to throw 30-plus TD passes in a season.

### ----- RAIDERS 30+ TD PASSING SEASONS -----

Rank	Player	Year	TDs
1.	Daryle Lamonica	1969	34
<b>2.</b>	<b>Derek Carr</b>	<b>2015</b>	<b>32</b>
3.	Daryle Lamonica	1967	30

## LEADING THE CLASS

As a rookie in 2014, Carr led his draft class in completions (348), passing yards (3,270) and touchdowns (21). His prolific rookie campaign ranks among the best in NFL annals. He has continued to excel compared to both the 2014 draft class and the NFL in general.

Category	Carr	2014 Class Rank	Carr (2014)	All-time Rookie Rank
Completions	1,359	1st	348	2nd
Passing Yards	14,447	1st	3,270	11th
Passing TDs	102	1st	21	T-6th
QB Rating	87.5	1st	76.6	9th^

\*Minimum five QB starts

^Minimum 400 attempts

## A CARR IN ITS OWN CLASS

In his 53rd career game in Week 7 against the Kansas City Chiefs, a three-touchdown, 417-yard performance pushed Carr passed 90 career touchdowns (92). He became the first quarterback in NFL history to cross 90 touchdown passes while throwing less than 40 interceptions. Listed below are other players who have reached 90 touchdowns through 53 games.

Player	Pass TDs	INTs	Rating
Dan Marino (Mia.)	121	60	94.0
Kurt Warner (Stl.)	102	65	97.2
Andrew Luck (Ind.)	97	52	85.5
Matthew Stafford (Det.)	96	60	84.6
Peyton Manning (Ind.)	95	67	85.8
Carson Palmer (Cin.)	94	53	91.4
<b>Derek Carr (Oak.)</b>	<b>92</b>	<b>35</b>	<b>88.7</b>

## TD-INT RATIO

Among Carr's great talents as a quarterback is his ability to protect the ball and minimize turnovers. Through the first four years of his career, there have been few to ever do it better than Carr when it comes to touchdown-to-interception ratio.

Carr's 2.37 TD-INT ratio (102/43) is fourth-best in NFL history among QBs with 1,500-or-more attempts. Shown below is the elite company Carr has joined with those numbers:

Rank	Player	Team	Ratio
1.	Aaron Rodgers	Green Bay	4.01
2.	Tom Brady	New England	3.03
3.	Russell Wilson	Seattle	2.84
<b>4.</b>	<b>Derek Carr</b>	<b>Oakland</b>	<b>2.37</b>

## 14 THREE-TD GAMES

Through his first 53 games, Carr put up some of the most prolific numbers in NFL history, as he ranks tied for third with the most three-touchdown performances to start his career. See Below:

Rank	Player	Team	3-TD Games
1.	Dan Marino	Dolphins	22
2.	Kurt Warner	St. Louis	21
<b>3t.</b>	<b>Derek Carr</b>	<b>Oakland</b>	<b>14</b>
3t.	Peyton Manning	Indianapolis	14
3t.	Aaron Rodgers	Green Bay	14
3t.	Matthew Stafford	Detroit	14

## WHEN TRAILING...

Since Carr's second year in the league in 2015, his maturity and poise under pressure has been increasingly better and played a huge role in his NFL-best 12 fourth-quarter comebacks during that same time span. Here are Carr's numbers since 2015 when playing from behind:

### ----- CARR FROM BEHIND -----

Pass Yds/Att.	Cmp.%	Yards	TDs	INTs	Passer Rtg.
6.6	60.7	5,575	44	14	90.8



# MARSHAWN LYNCH

## BEAST MODE



After an injury-riddled 2015 campaign, the Beast went into hibernation for the entirety of the 2016 season. Now in 2017, a whiff of home has brought the Beast, **RB Marshawn Lynch**, out of retirement and placed him into the Silver and Black uniform, the team he grew up watching as an Oakland native. The Oakland Technical High School and Cal Berkley grad joins the Raiders as a five-time Pro Bowler. Lynch is also a two-time member of the Associated press' All-Pro Teams (First Team in 2012 and Second Team in 2014).

Lynch currently owns 32 career 100-yard games, ranking fourth among all active players behind only Adrian Peterson, Frank Gore and LeSean McCoy, despite not playing for all of 2016, while also tying for the second-most multi-td games among active rushers with 13 such games. Below is a chart of Beast Mode's career:

### MARSHAWN LYNCH CAREER STATS

Year	Team	GP	GS	Att.	Yds.	Avg.	Lg.	TD
2007	Buffalo	13	13	280	1,115	4.0	56t	7
2008	Buffalo	15	15	250	1,036	4.1	50	8
2009	Buffalo	13	6	120	450	3.8	47	2
2010	Buf./Sea.	16	14	202	737	3.6	39	6
2011	Seattle	15	15	285	1,204	4.2	47	12
2012	Seattle	16	15	315	1,590	5.0	77t	11
2013	Seattle	16	16	301	1,257	4.2	43	12
2014	Seattle	16	14	280	1,306	4.7	79t	13
2015	Seattle	7	6	111	417	3.8	24	3
2017	Oakland	14	14	188	790	4.3	51t	7
<b>Totals</b>		<b>141</b>	<b>128</b>	<b>2,332</b>	<b>9,902</b>	<b>4.3</b>	<b>79t</b>	<b>81</b>

## YARDS AFTER CONTACT

Since 2013, few running backs have rushed for yards after contact like Lynch has, as he's gained an average of 2.60 additional yards per rush after being hit. Listed below are the top 7 in the aforementioned category, with Lynch sitting in second.

Player	Avg. YAC
Mark Ingram	2.61
<b>Marshawn Lynch</b>	<b>2.60</b>
Jordan Howard	2.59
Adrian Peterson	2.57
Eddie Lacy	2.55
Alfred Morris	2.50
LeGarrette Blount	2.49

\*\*\* Minimum of 500 attempts



## LIKE HE NEVER LEFT

With 58 rushing touchdowns since the beginning of the 2011 season, **RB Marshawn Lynch** ranks first among all rushers in the NFL. That includes his 2015 season in which he only took the field seven times due to an abdominal injury, and being retired for the duration of the 2016 season.

### ----- NFL RUSHING LEADERS SINCE 2011 -----

Player	Touchdowns
<b>Marshawn Lynch</b>	<b>58</b>
LeSean McCoy	55
Cam Newton	54
DeMarco Murray	49
Adrian Peterson	47
LeGarrette Blount	45

From 2011 to 2014, only four running backs totaled double-digit rushing scores in multiple seasons, with Lynch being one of them. Of those four, only Lynch recorded 10+ scores in all four consecutive seasons, amassing an incredible 48 touchdowns in that span, 14 more than the next closest running back. Lynch led the NFL in rushing scores from 2013-14 with 12 and 13 touchdowns.

### ----- NFL RUSHING LEADERS 2011-14 -----

Player	Touchdowns
<b>Marshawn Lynch</b>	<b>48</b>
Adrian Peterson	34
Arian Foster	34
LeSean McCoy	33
Cam Newton	33

## ACTIVE LEADERS

With 9,902 yards on the ground through 141 games in his career, Lynch currently ranks fifth among all active rushers in the NFL.

### ----- CAREER RUSHING RANKS -----

Rank	Player	Rushing Yards
1.	Frank Gore	13,926
2.	Adrian Peterson	12,276
3.	LeSean McCoy	10,082
<b>4.</b>	<b>Marshawn Lynch</b>	<b>9,902</b>
5.	Matt Forte	9,796
6.	Chris Johnson	9,651

Additionally, Lynch leads all NFL rushers in missed tackles since 2013, per Pro Football Focus. Lynch has forced an incredible 289 missed tackles since 2013. With 245 entering 2017, he had 66 more than any other running back in the NFL during that span, all without Lynch playing a single down during the 2016 campaign.

## NOT DONE YET

Lynch powers through 2017 just 98 yards shy of breaking the 10,000-yard barrier for his career. On his 51-yard touchdown run in Week 13, Lynch became just the second active player, joining Adrian Peterson, to register 80 career rushing scores.


Additional Notes:

- Surpassed 2,000 yards receiving for his career in Week 4
- 1,000 yards on the ground would make him 23rd player in history with seven such seasons (2nd active player - Adrian Peterson)



# AMARI COOPER

## FIRST-ROUNDER



**WR Amari Cooper** enters 2017 looking to build upon his prolific career start. He was tabbed as the Raiders' first-round draft pick in the 2015 NFL Draft and the fourth-overall selection. He was the highest wide receiver taken in the draft and the first receiver taken by Oakland in the first round since 2009.

After enjoying one of the most dominant careers a wide receiver has ever had at the college level, Cooper saw that success translate to the NFL, as he became the first Raiders rookie to ever reach 1,000 receiving yards. Cooper also holds the franchise records for receptions and 100-yard games (five) by a rookie. Cooper continued his success in 2016, becoming just the third player in NFL history to post at least 70 receptions and 1,000 yards in each of his first two seasons.

### AMARI COOPER CAREER STATISTICS

Year	Team	GP	GS	Rec.	Yds.	Avg.	Lg.	TD
2015	Oakland	16	15	72	1,070	14.9	68t	6
2016	Oakland	16	14	83	1,153	13.9	64t	5
2017	Oakland	13	13	45	565	12.6	45t	6
<b>Totals</b>		<b>45</b>	<b>41</b>	<b>200</b>	<b>2,788</b>	<b>13.9</b>	<b>68t</b>	<b>17</b>

## HISTORICAL COOP

Cooper became the first WR in NFL history to surpass 500 yards receiving in the first six games in each of his first two seasons.

Cooper posted five 100-yard outings as a rookie, a franchise rookie record and tied with Keenan Allen (2013) for the most by any player 21-years-old or younger. His nine through his first two seasons are tied for eighth most in NFL history.

His five 100-yard games are tied for the second most by a rookie since the 1970 AFL-NFL merger (leader: Odell Beckham Jr., seven in 2014).

Cooper became the first NFL rookie since 1961 (Mike Ditka) with three 100-yard receiving games in his team's first six games.

Cooper joined DeSean Jackson (2008) as the only NFL rookies in the past 30 years with two 100-yard receiving games in their team's first three games.

In Week 3 at Cleveland in 2015 (8 rec., 134 yds), Cooper became the first Raiders rookie with 100 receiving yards in back-to-back games since James Jett (Nov. 21-28, 1993).

## COOPER 200

In Week 7 against the Chiefs, Cooper put together what was arguably the best game of his career, compiling 210 yards (second-most in club history) on 11 receptions (19.1 avg.) and added two touchdown receptions. His performance will go down in history as one of the greatest Thursday performances in NFL history, ranking third all-time in receiving yards in a Thursday contest.

### Top Thursday Performances in NFL History (Receiving Yards)

Rank	Player	Receptions	Yards	Date
1.	Jim Benton	10	303	11/22/1945
2.	T.Y. Hilton	9	223	10/9/2014
3.	Amari Cooper	11	210	10/19/2017

## AGE IS ONLY A NUMBER

Cooper was 21 years old for the duration of his rookie season, making him one of the most electric receivers his age to play in the NFL. He holds the all-time record for receptions by a wide receiver 21 or younger. Listed below are more of his recent accomplishments before his 23rd birthday.

- Cooper's 72 receptions are the most ever by a wide receiver 21 or younger. Only RB Reggie Bush (88) and TE Aaron Hernandez (74) posted more.
- Cooper's 1,070 receiving yards are the second most by any NFL player 21 or younger, trailing Randy Moss' 1,313 yards in 1998.
- Cooper's six receiving touchdowns are tied for the eighth most by an NFL player 21-or-younger (record: Randy Moss, 17, 1998).
- Among WRs in NFL history before age 23, Cooper ranks second with 155 receptions and fourth with 2,223 yards.

## NOT COOPED UP

In 2016, Cooper led the NFL with five touchdown receptions of at least 30 yards, while setting a franchise record with 15 receptions of at least 25 yards. Cooper added two 30-plus-yard touchdown receptions in Week 8 this season, and notched his third such score of 2017 with a 63-yard touchdown in Week 16 against the Eagles. 'Coop' is tied for second in the NFL since 2016 with eight scores of at least 30 yards.

### ----- 30+ YARD RECEIVING TDS SINCE 2016 -----

Rank	Player	Rec. Yards
1.	Tyreek Hill	10
2t.	T.Y. Hilton	8
2t.	<b>Amari Cooper</b>	<b>8</b>
4t.	Brandin Cooks	7
4t.	Ted Ginn	7
6t.	Kenny Stills	6
6t.	Robby Anderson	6
8t.	Odell Beckham	5
8t.	Taylor Gabriel	5
8t.	Antonio Brown	5
8t.	Tyrell Williams	5

Additionally, Cooper is the only wide receiver in the NFL this season with two 30-plus-yard touchdown receptions in the first half.

## COOP IN 2016

### ----- AMARI COOPER 2016 STATISTICS -----

Year	Team	GP	GS	Rec.	Yds.	Avg.	Lg.	TD
2016	Oakland	16	14	83	1,153	13.9	64t	5

Last season, Cooper achieved multiple milestones:


- Set the franchise mark for receptions in a player's first two seasons
- Set the franchise mark for receiving yards in a player's first two seasons
- Eclipsed 2,000 receiving yards for his career, making him the seventh player in NFL history to record 2,000 yards before turning 23 years old
- Became the eighth player in NFL history to start his career with back-to-back 70-catch seasons
- Became the seventh player since 1970 to begin his career with back-to-back 1,000-yard receiving seasons
- Became the first Raider since Jerry Rice in 2001-02 to post consecutive seasons with at least 1,000 receiving yards
- Became the third player in NFL history with 70 receptions and 1,000 receiving yards in each of his first two seasons





# MICHAEL CRABTREE

## CRAB CROSSES THE BAY



When the Raiders signed WR Michael Crabtree in April 2015, they immediately upgraded their offense with a proven performer. After being selected by the San Francisco 49ers in the first round (10th overall) of the 2009 NFL Draft, Crabtree caught at least one pass in 120 straight games played before his streak ended in Week 12. Before joining the NFL ranks, "Crab" turned

in one of the most prolific receiving careers in college football history, winning the Biletnikoff Award - given to the nation's most outstanding wide receiver - in each of his two seasons at Texas Tech. He was the first and only player to win the coveted award twice.

### Career Highlights

- Became the first 49ers player since WR Terrell Owens in 2003 to post a 1,000-yard receiving season, tallying a career year in 2012 with 85 receptions for 1,105 yards and nine touchdowns.
- Registered two 100-yard receiving games in the 2012 postseason with three touchdown receptions.
- Has recorded two three-touchdown games in his career (Sept. 17, 2017 vs. NYJ & Oct. 2, 2016 at Bal.)
- Has registered at least three receptions in 105 of his 124 career games, and at least four receptions in 84 of his 124 career games.

### Awards and Honors

- Named to USA Today's All-Joe Team in 2012.

### Career Statistics

Year	Team	GP	GS	Rec.	Yds.	Avg.	Lg.	TD
2009	SF	11	11	48	625	13.0	50	2
2010	SF	16	15	55	741	13.5	60t	6
2011	SF	15	14	72	874	12.1	52t	4
2012	SF	16	16	85	1,105	13.0	49t	9
2013	SF	5	5	19	284	14.9	60	1
2014	SF	16	16	68	698	10.3	51	4
2015	Oak.	16	15	85	922	10.8	38t	9
2016	Oak.	16	16	89	1,003	11.3	56	8
2017	Oak.	13	13	56	601	10.7	41t	8
<b>Totals</b>		<b>124</b>	<b>121</b>	<b>577</b>	<b>6,853</b>	<b>11.0</b>	<b>60t</b>	<b>51</b>

## CRAB STACKS UP

Crabtree finished 2016 as the Raiders' leader in receptions (89) and receiving TDs (eight) for the second consecutive season. His totals in both respective categories rank him near the top of the NFL since putting on the Silver and Black uniform. Here is how Crabtree stacks up against the rest of the league since 2015.

### ----- RECEPTION LEADERS SINCE 2015 -----

Rank	Player	Team	Receptions
8.	Doug Baldwin	Sea.	243
9.	Travis Kelce	KC	240
10.	Mike Evans	TB	236
<b>11t.</b>	<b>Michael Crabtree</b>	<b>Oak.</b>	<b>230</b>
11t.	Delanie Walker	Ten.	230

### ----- RECEIVING TOUCHDOWN LEADERS SINCE 2015 -----

Rank	Player	Team	Rec. TDs
1.	Antonio Brown	Pit.	31
2.	DeAndre Hopkins	Hou.	28
3.	Doug Baldwin	Sea.	27
4.	Odell Beckham Jr.	NYG	26
<b>5.</b>	<b>Michael Crabtree</b>	<b>Oak.</b>	<b>25</b>

## CRAB 'CLAWS' IN TDs

### ----- MICHAEL CRABTREE STATISTICS WITH OAKLAND -----

Years	GP	GS	Rec.	Yds.	Avg.	Lg.	TD
2015-17	45	44	230	2,526	11.0	56	25

### ----- CRABTREE 2017 GAMES WITH TOUCHDOWNS -----

Date	Opp.	TDs	Rec.	Yards	Result
9/17	vs. NYJ	3	6	80	W, 45-20
10/8	vs. Bal.	1	6	82	L, 17-30
10/15	vs. LAC	1	6	52	L, -31
10/19	vs. KC	1	3	24	W, 31-30
12/17	vs. Dal.	2	7	39	L, 17-20

With his two touchdown receptions in Week 15 against the Cowboys, 'Crab' became the first Raiders wide receiver since Tim Brown (1994-96) to record at least eight touchdown receptions in three consecutive seasons.

## KING CRAB TDs

Crabtree picked up where he left off in 2016, notching at least 80 yards receiving in four of the 13 contests he's played in 2017. 'Crab' leads the team in touchdown receptions (eight) and receptions (56), while sitting in second for receiving yards (601). Shown below is his rankings league wide in the specified categories.

### ----- 2017 NFL RECEIVING TOUCHDOWNS -----

Rank	Player	TDs
1t.	DeAndre Hopkins	13
2t.	Davante Adams	10
2t.	Jimmy Graham	10
4t.	Antonio Brown	9
4t.	Alshon Jeffery	9
<b>6t.</b>	<b>Michael Crabtree</b>	<b>8</b>
6t.	Marvin Jones	8
6t.	A.J. Green	8
6t.	Kyle Rudolph	8
6t.	Zach Ertz	8
6t.	Nelson Agholor	8
6t.	Jarvis Landry	8
6t.	Sammy Watkins	8
6t.	Travis Kelce	8
6t.	Rob Gronkowski	8

Furthermore, Crabtree's three touchdowns on third down this season rank tied for sixth in the NFL. His six such touchdowns since joining the team in 2015 are tied for 12th league wide.

## CLUTCH CRAB - THIRD DOWNS

Since joining the Raiders in 2015, Crabtree has recorded 47 receptions on third down that have went for first downs. Here's where that ranks with the rest of the NFL:

### ----- FIRST DOWNS ON THIRD DOWN -----

Rank	Player	First Downs
<b>14.</b>	<b>Michael Crabtree</b>	<b>47</b>
15.	Cole Beasley	45
16.	Keenan Allen	44



# MARQUETTE KING

## PUNTING KING



Since entering the NFL as an undrafted free agent, **P Marquette King** has put up numbers among the NFL's best in both gross average and punting yards. With 4,107 punting yards in 2013, King finished sixth in the league and led the NFL in gross punting with an average of 48.9.

King continued his punting success into 2014, ranking at the top of the league in punts, punting yards and punts inside the opponents' 20-yard line. In 2014, he set Raider franchise records for punts (109) and punting yards (4,930).

His 40.7-yard net average in 2015 was a career best until last season, when he finished eighth in the NFL with an average of 41.4. King also ranked second in the NFL in gross punting among all qualifiers (min. 40 punts) with an average of 48.6 yards. He currently ranks seventh in the NFL in 2017 in gross average (47.5) and ranks third with 14 punts downed inside the 10-yard line.

### ----- MARQUETTE KING CAREER STATISTICS -----

Year	G	Punts	Blk	Yds	Avg.	Lg	TB	I20	Net Avg.
2013	16	84	2	4,107	48.9	66	11	23	40.1
2014	16	109	0	4,930	45.2	62	3	31	40.0
2015	16	83	1	3,697	44.5	70	4	40	40.7
2016	16	81	0	3,937	48.6	72	9	34	41.4
2017	15	66	0	3,134	47.5	65	6	27	42.6
<b>Career</b>	<b>79</b>	<b>423</b>	<b>3</b>	<b>19,805</b>	<b>46.8</b>	<b>72</b>	<b>33</b>	<b>155</b>	<b>40.8</b>

## PLAYER OF THE WEEK

After his impressive performance in Week 7 of 2016 against the Jacksonville Jaguars last year, King earned AFC Special Teams Player of the Week honors. In Week 7, King ranked first in gross average (54.6) and net average (50.6), second in punts inside the 20-yard line (four) and fourth in longest punt (60). It marked his second career Player of the Week Award for King, as he also won it in Week 16 of 2015 vs. San Diego.

King also rushed 27 yards, at the time the longest by a punter since 2010, on fourth-and-24 off a bad snap in the fourth quarter to extend the game-winning touchdown.

## PINNED DEEP

In Week 12 against the Denver Broncos, field position played a large role into what the Broncos were able to do offensively, and in large part due to the fact that **P Marquette King** pinned the team inside the 10-yard line four times out of his six punts. The field position helped the defense in setting a season-low 217 total yards allowed.

He is just one of six other players since 2001 to have four such punts in a game with six-or-less total punts. He also is tied first in the league with 14 such punts this season, while no one has downed more kicks inside the 10 in a single game in 2017.

### ----- PUNTS INSIDE THE 10 SINCE 2014 -----

Player	Total	Punts Inside the 10%
Marquette King (Oak.)	58	17.1%
Dustin Colquitt (KC)	51	18.1%
Sam Koch (Bal.)	51	17.6%

## KING PIN

In 2015, King set a franchise record by placing 40 punts inside the opponents' 20-yard line. With just four touchbacks, King became the third NFL player since 1976 with at least 40 punts inside the 20 and four-or-fewer touchbacks.

King's 40 punts inside the 20 marked the second time he cracked the top-five on the all-time franchise list after doing so in 2014:

Punts	Player	Season
<b>40</b>	<b>Marquette King</b>	<b>2015</b>
<b>34</b>	<b>Marquette King</b>	<b>2016</b>
33	Shane Lechler	2008
32	Shane Lechler	1985
<b>31</b>	<b>Marquette King</b>	<b>2014</b>
30	Shane Lechler	2009

King continued to impress with his control in 2016, pinning opponents inside the 20-yard line 34 times. He also ranked near the top in punts taken over inside the 10-yard line, finishing first in 2015 with 18 such punts, and tying for second in 2016 with 16. Since 2013, his 50 punts downed inside the 10-yard line are third best in the NFL. Additionally, no AFC punter over the last two seasons has pinned their opponent inside the 5-yard line more than King, as he finished with an AFC-best six such punts in each of the last two seasons. His 12 total since 2015 are second most overall in the NFL.

## HISTORICAL PUNTER

In 2013, King became the third punter in franchise history to lead the league in gross punting with an average of 48.9. It was the eighth time since 1974 that a Raiders punter has led the league in the category. Shane Lechler accomplished the feat four times, and newly-inducted Hall of Famer Ray Guy did it three times. Below is a look at the seasons a Raiders punter has led the league in gross average:

Season	Player	Avg.
<b>2013</b>	<b>Marquette King</b>	<b>48.9</b>
2009	Shane Lechler	51.1
2007	Shane Lechler	49.1
2004	Shane Lechler	46.7
2003	Shane Lechler	46.9
1977	Ray Guy	43.3
1975	Ray Guy	43.8
1974	Ray Guy	42.2





# PERSONNEL AT A GLANCE - DEFENSE

## PROBABLE STARTERS

**DE 97 Mario Edwards Jr. 6-3 280 3rd season**

Second-round pick in 2015...Has played in 29 games, totaling 68 tackles (48 solo), 5.5 sacks and three forced fumbles...Recorded his third sack of the season in Week 4, setting a new career high.

**DT 94 Eddie Vanderdoes 6-3 305 Rookie**

Third-round draft pick in the 2017 NFL Draft who has registered 22 tackles (12 solo) in his first 15 games played (13 starts)...Registered 126 stops (69), four sacks, two forced fumbles and two recoveries during four years at UCLA.

**NT 78 Justin Ellis 6-2 335 4th season**

Run-stuffing defensive tackle in his fourth year who registered his first-career partial sack in Week 1...Has added 41 tackles (29 solo) in 2017...Fourth-round selection from the 2014 NFL Draft who earned a spot on the Sports Illustrated and PFWA All-Rookie Team in 2014...Has played in 58 contests and made 41 starts.

**DE 52 Khalil Mack 6-3 250 4th season**

2016 Associated Press Defensive Player of the Year in fourth season with the Silver and Black...Has totaled 81 tackles (60 solo) in 2017 while leading the team with 10.5 sacks...Joined Chandler Jones and Von Miller as the only players with at least 10.0 sacks in each of the last three seasons...Became the 25th player in NFL history to record 40.0 sacks through his first four seasons...Named first-team All-Pro for the second consecutive year and also earned his second Pro Bowl selection...First player in NFL history to be named to the AP All-Pro First Team at two positions in 2015...Career totals include 321 tackles (233), 40.5 sacks, nine forced fumbles and four recoveries in 63 starts.

**SLB 51 Bruce Irvin 6-3 250 6th season**

In second season in the Silver and Black after joining the Raiders as an unrestricted free agent in 2016...Has recorded 60 stops (45 solo), 7.5 sacks and a team-high three forced fumbles in 2017...Strung together an NFL-best 5.0 sacks from Week 12-14.

**MLB 53 NaVorro Bowman 6-0 242 8th season**

In his first season with the Raiders after signing with the team on Oct. 16...Has led team in tackles in first eight-of-nine games, totaling 122 (81 solo) in 2017...Four-time all-pro and three-time Pro Bowler selected by the 49ers in the third round of the 2010 Draft.

**WLB 50 Nicholas Morrow 6-0 224 Rookie**

Undrafted free agent who became General Manager Reggie McKenzie's 11th such player since 2012 to make the initial 53-man roster out of training camp...Has recorded 61 stops (47 solo), two passes defended and one fumble recovery in 15 appearances (four starts).

**LCB 29 David Amerson 6-1 205 5th season**

Rangy corner who joined the team as a waiver claim in September 2015...Set a team record for passes defended in 2015 with 26 and set a career high with four interceptions...His 46 passes defended since joining the Raiders are sixth-most in the NFL...Tied a career high with 15 starts in 2016.

**RCB 38 TJ Carrie 6-0 205 4th season**

Seventh-round draft pick in 2014 has played in 58 career games (33 starts)...Has made 80 tackles (67 solo) and recorded nine passes defended in 2017...Has totaled three interceptions, two forced fumbles and two fumble recoveries in his career while serving as a punt returner as well.

**FS 27 Reggie Nelson 5-11 210 11th season**

Veteran safety in second season with the Raiders...Leads team with 89 tackles (67 solo)...Led the NFL with eight interceptions in 2015...Ranks first among active players with 36 interceptions since 2007...Earned second Pro Bowl selection in 2016 after leading all NFL safeties with seven takeaways.

**SS 42 Karl Joseph 5-10 205 2nd season**

First-round pick in 2016...Recorded his first sack-fumble in Week 2 against the Jets...Has tallied 80 stops (60 solo) in 2017...Recorded his first interception of 2017 against the Chiefs in Week 14...In Week 5 of his rookie campaign, became the first Raiders rookie since 1999 to record two takeaways in a game.

## KEY RESERVES

**DL 96 Denico Autry 6-5 270 4th season**

Valuable member of the defensive line in fourth season with the team...Has totaled 32 stops (23 solo) and a career-high five sacks in 15 games this season...Registered a career-high two sacks against the Broncos in Week 12...Ranks second in the NFL among defensive lineman with seven passes defended...Joined the squad as an undrafted free agent in 2014...Led the NFL with three blocked kicks on special teams in 2015...Has totaled 10.5 sacks over his career in 55 games played (17 starts).

**LB/DE47 James Cowser 6-3 245 2nd season**

In his second season with the Raiders...Recorded a career-high two fumble recoveries (one on special teams) in Week 3 against the Redskins...Recorded his first forced fumble in Week 5...Signed to the practice squad in October of 2016 and participating in training camp as an undrafted free agent...Has appeared in 21 contests to date.

**MLB 55 Marquel Lee 6-3 235 Rookie**

Fifth-round pick in the 2017 NFL Draft who started the first five games of 2017, and has recorded 25 tackles (18 solo) overall in 12 appearances...Recorded 291 total tackles (143) in four seasons at Wake Forest, adding 14.5 sacks and four forced fumbles.

**CB 23 Dexter McDonald 6-1 200 3rd season**

In third season with the team...Made his first NFL start against the Chargers in Week 6...Has played in 26 games with six starts.





# PERSONNEL AT A GLANCE - OFFENSE

## PROBABLE STARTERS

**WR 15 Michael Crabtree 6-1 215 9th season**

In third season with the Raiders after spending his first six with the San Francisco 49ers...Tied 6th in the NFL in receiving touchdowns (eight)...With two touchdowns against the Cowboys in Week 15, became the first Raiders wide receiver since Tim Brown (1994-96) to record at least eight touchdowns in three consecutive seasons.

**LT 71 David Sharpe 6-6 343 Rookie**

In first season with the Raiders after being selected in the fourth round of the 2017 NFL Draft...Made first career start in Week 16.

**LG 70 Kelechi Osemele 6-5 330 6th season**

Joined the Raiders in 2016 after four seasons with the Ravens...Has played left tackle, left guard, right guard and right tackle over his career...Has started all 81 games played in during his career.

**C 61 Rodney Hudson 6-2 300 7th season**

In third season with Oakland after joining as a free agent in 2015...Has started 79 games in his career at center and guard...Has not allowed a sack since Week 1 of 2015...Named to the PFWA All-AFC team and his first Pro Bowl in 2016.

**RG 66 Gabe Jackson 6-3 335 4th season**

A third-round draft pick by the Raiders in 2014...Has started 58 of 59 games played at left guard and right guard over his first three seasons, and emerged as a dominant force on the offensive line.

**RT 73 Marshall Newhouse 6-4 330 8th season**

Joined the Raiders in free agency this offseason after stints with Green Bay, Cincinnati and the New York Giants...Versatile offensive lineman has appeared in 99 games with 69 starts.

**TE 87 Jared Cook 6-5 254 9th season**

Joined the Raiders this offseason after stints with Tennessee, St. Louis and Green Bay...Versatile tight end in ninth NFL season with career totals of 132 games played, 354 receptions for 4,533 yards (12.8 avg.) and 19 touchdowns...Made NFL history with his 107-yard effort in Week 7, becoming the first tight end in history to record at least one 100-yard game with four different teams.

**WR 89 Amari Cooper 6-1 210 3rd season**

Former first-round draft pick in 2015...Broke out in Week 7 to compile the second-most receiving yards (210) in a single game in franchise history...In 2016, recorded in another 1000-plus yards and 70-plus receptions...Became the third player in NFL history to begin a career with consecutive 1,000-yard and 70-receptions seasons...Tied for NFL lead since 2016 with seven touchdown receptions of at least 30 yards...Named to his second consecutive Pro Bowl in 2016...Has started 41-of-45 games in his career.

**QB 4 Derek Carr 6-3 215 4th season**

A second-round pick in 2014 who has ascended towards the top of the quarterback ranks league wide...In Week 15, joined Dan Marino, Peyton Manning, Andrew Luck and Russell Wilson as the only quarterbacks in NFL history to pass for at least 100 touchdowns through their first four seasons...In 2016, became the fifth player in NFL history with 80-plus touchdowns in his first three years...Ranks second in NFL history with 1,055 completions in his first three seasons, and is the only player ever to throw for at least 80 touchdowns and fewer than 40 interceptions within his first three years.

**RB 24 Marshawn Lynch 5-11 215 10th season**

Oakland native who came out of retirement to play for his hometown team...Tied fourth in the NFL with seven rushing scores in 2017...Powerful back leads NFL in rushing scores since 2011 with 58...Two-time All-Pro with career totals of 128 starts, 9,902 rushing yards on 2,332 carries (4.3 avg.) and 81 scores on the ground.

**FB 49 Jamize Olawale 6-1 240 5th season**

Dual-threat fullback in fifth season with the Raiders after joining from the Cowboys' practice squad in 2012...Scored his first touchdown of 2017 from one yard out against the Bills in Week 8...Has appeared in 74 games for the Raiders.

## KEY RESERVES

**RT 74 Vadal Alexander 6-5 325 2nd season**

Seventh-round draft pick in 2016 now in his second season who has seen eight starts in 24 appearances.

**QB 3 EJ Manuel 6-4 237 5th season**

Joined the Raiders in free agency this offseason after spending his first four years with the Buffalo Bills...Started in place of an injured QB Derek Carr in Week 5 and completed 13-of-26 passes for 159 yards and added one touchdown to earn a passer rating of 82.1...Was drafted in the first round (16th overall) in the 2013 NFL Draft and set single-season rookie records with the club for passing touchdowns (11) and completions (180)...Totaled 3,502 yards through the air as a Bill, adding 19 touchdowns on 319-of-547 attempts in 28 games played with 17 starts.

**WR 84 Cordarrelle Patterson 6-2 220 5th season**

Joined the Raiders this offseason as a free agent after four years with the Minnesota Vikings...Versatile player with a 30.4-yard kickoff return average, second to only Gale Sayers in NFL history...Two-time member of the Associated Press All-Pro First Team...Career totals include 79 games played, 162 receptions for 1,621 yards and seven touchdowns...Recorded his sixth career rushing touchdown in Week 6 against the Chargers...All six of his rushing scores have gone for at least 30 yards.

**RB 30 Jalen Richard 5-8 205 2nd season**

Made the team as an undrafted free agent in 2016...Scored his second career rushing touchdown from 52 yards out in Week 2 this season against the Jets...Took his first career carry as a rookie 75 yards for a touchdown in Week 1...One of just four players in NFL history with a 75-yard rushing touchdown in NFL debut...Of running backs with at least 80 carries, Richard paced the NFL with an average carry of 5.92 yards...Serves as the team's primary punt returner.

**WR 10 Seth Roberts 6-2 195 3rd season**

2014 undrafted free agent in third season with the team...Raiders are 10-0 in games he scores, 12-0 when counting two-point conversions...Roberts also has four game-winning touchdown receptions since 2015.

**TE 86 Lee Smith 6-6 265 7th season**

In third season with the Raiders after missing most of 2016 with an ankle injury that landed him on injured reserve following Week 4...Has made 64 starts in 90 appearances over his career.

**RB 33 DeAndré Washington 5-8 205 2nd season**

Fifth-round pick by the Raiders in 2016...Has scored three times in 2017 (two rushing, one receiving)...Recorded 467 total yards on 87 carries (5.4 avg.) as a rookie, adding two touchdowns...Teamed with RB Jalen Richard, helped the club become one of two teams in 2016 to roster two running backs both averaging over five yards per carry (min. 80 attempts).

## SPECIALISTS

**LS 59 Jon Condo 6-3 240 11th season**


Has handled long-snapping duties for the Raiders for the past 10 seasons...Has played in 175 games in his career.

**K 2 Giorgio Tavecchio 5-10 180 1st season**

Replaced the Raiders' all-time leader in points scores and seasons of service in Week 1, after **K Sebastian Janikowski** was placed on the Reserve/Injured List, and booted his way into NFL history...Made two field goals of at least 50 yards in his NFL debut...Became the second player in franchise history to convert multiple 50-yard field goals in a single game...Has made 15-of-20 field goal attempts on the season and 32-of-33 PATs.

**P 7 Marquette King 6-0 195 6th season**

Joined the team as an undrafted free agent in 2012 and became the team's full-time punter in 2013...In 2017, ranks seventh in gross average (47.5 avg.) and third with 14 punts downed inside the 10-yard line...Named to the AP All-Pro Second Team in 2016...Set franchise record and ranked second in the NFL with 40 punts placed inside the opponents' 20-yard line in 2015.



**ROSTERS**



# DEPTH CHART

## OFFENSE

<b>WR</b>	15 Michael Crabtree	10 Seth Roberts	<u>19 Isaac Whitney</u>
<b>LT</b>	<u>71 David Sharpe</u>		
<b>LG</b>	70 Kelechi Osemele	68 Ian Silberman	
<b>C</b>	61 Rodney Hudson	62 James Stone	
<b>RG</b>	66 Gabe Jackson	68 Ian Silberman	
<b>RT</b>	73 Marshall Newhouse	74 Vadal Alexander	<u>69 Jylan Ware</u>
<b>TE</b>	87 Jared Cook	86 Lee Smith	81 Pharaoh Brown
<b>WR</b>	89 Amari Cooper	84 Cordarrelle Patterson	16 Johnny Holton
<b>QB</b>	4 Derek Carr	3 EJ Manuel	18 Connor Cook
<b>RB</b>	24 Marshawn Lynch	30 Jalen Richard	33 DeAndré Washington
<b>FB</b>	49 Jamize Olawale		

## DEFENSE

<b>DE</b>	97 Mario Edwards Jr.	96 Denico Autry	
<b>DT</b>	<u>94 Eddie Vanderdoes</u>	<u>90 Treyvon Hester</u>	
<b>NT</b>	78 Justin Ellis	75 Darius Latham	
<b>DE</b>	52 Khalil Mack	95 Jihad Ward	
<b>SLB</b>	51 Bruce Irvin	47 James Cowser	91 Shilique Calhoun
<b>MLB</b>	53 NaVorro Bowman	55 Marquel Lee	
<b>WLB</b>	50 Nicholas Morrow	43 Brady Sheldon	
<b>LCB</b>	29 David Amerson	23 Dexter McDonald	32 Antonio Hamilton
<b>RCB</b>	38 TJ Carrie	21 Sean Smith	
<b>FS</b>	27 Reggie Nelson	39 Keith McGill II	<u>26 Shalom Luani</u>
<b>SS</b>	42 Karl Joseph	41 Erik Harris	

## SPECIAL TEAMS

<b>P</b>	7 Marquette King		
<b>K</b>	2 Giorgio Tavecchio		
<b>H</b>	7 Marquette King		
<b>LS</b>	59 Jon Condo		
<b>KR</b>	84 Cordarrelle Patterson	30 Jalen Richard	
<b>PR</b>	30 Jalen Richard	33 DeAndré Washington	38 TJ Carrie

Underline: Rookie

[Brackets]: Injured

## PRONUNCIATION GUIDE

74 <b>Vadal Alexander</b> ..... vuh-DOLL	52 <b>Khalil Mack</b> ..... KAH-leel	30 <b>Jalen Richard</b> .....JAY-linn ree-SHARD
96 <b>Denico Autry</b> .....duh-NEE-co	49 <b>Jamize Olawale</b> ..... juh-MAZE	2 <b>Giorgio Tavecchio</b> .....JOR-gee-oh
53 <b>NaVorro Bowman</b> .....nuh-VARR-oh	..... oh-lah-WALL-ee	..... ta-VECK-ee-oh
55 <b>Marquel Lee</b> ..... mar-KELL	70 <b>Kelechi Osemele</b> ..... kah-LETCHEE	94 <b>Eddie Vanderdoes</b> ..... van-der-DOSE
26 <b>Shalom Luani</b> .....shuh-LOHM LOO-ah-nee	..... oh-SEM-uh-lee	95 <b>Jihad Ward</b> ..... juh-HODD
	84 <b>Cordarrelle Patterson</b> ..... cor-DARE-uhl	69 <b>Jylan Ware</b> .....JAY-linn



# NUMERICAL ROSTER

No.	Name	Pos.	Ht.	Wt.	Birthdate	Age	Exp.	School	Hometown	Acq.
2	Giorgio Tavecchio	K	5-10	180	07/16/90	27	1	California	Milan, Italy	FA-'17
3	EJ Manuel	QB	6-4	237	03/19/90	27	5	Florida State	Virginia Beach, Va.	UFA-'17 (Buf.)
4	Derek Carr	QB	6-3	215	03/28/91	26	4	Fresno State	Bakersfield, Calif.	D2-'14
7	Marquette King	P	6-0	195	10/26/88	29	6	Fort Valley State	Macon, Ga.	FA-'12
10	Seth Roberts	WR	6-2	195	02/22/91	26	3	West Alabama	Moultrie, Ga.	FA-'14
15	Michael Crabtree	WR	6-1	215	09/14/87	30	9	Texas Tech	Dallas, Texas	UFA-'15 (SF)
16	Johnny Holton	WR	6-1	190	08/22/91	26	2	Cincinnati	Miami, Fla.	FA-'16
18	Connor Cook	QB	6-4	215	01/29/93	24	2	Michigan State	Hinckley, Ohio	D4-'16
19	Isaac Whitney	WR	6-2	204	06/22/94	23	R	USC	Moore, Okla.	FA-'17
21	Sean Smith	CB	6-3	220	07/14/87	30	9	Utah	Pasadena, Calif.	UFA-'16 (KC)
23	Dexter McDonald	CB	6-1	200	11/30/91	26	3	Kansas	Kansas City, Mo.	D7c-'15
24	Marshawn Lynch	RB	5-11	215	04/22/86	31	10	California	Oakland, Calif.	TR-'17 (Sea.)
26	Shalom Luani	S	6-0	202	08/05/94	23	R	Washington State	Masaui, American Samoa	D7a-'17
27	Reggie Nelson	S	5-11	210	09/21/83	34	11	Florida	Melbourne, Fla.	UFA-'16 (Cin.)
29	David Amerson	CB	6-1	205	12/08/91	26	5	North Carolina State	Greensboro, N.C.	W-'15 (Was.)
30	Jalen Richard	RB	5-8	205	10/15/93	24	2	Southern Mississippi	Alexandria, La.	FA-'16
32	Antonio Hamilton	CB	6-0	190	01/24/93	24	2	South Carolina State	Johnston, S.C.	FA-'16
33	DeAndré Washington	RB	5-8	205	02/22/93	24	2	Texas Tech	Missouri City, Texas	D5-'16
38	TJ Carrie	CB	6-0	205	07/28/90	27	4	Ohio	Antioch, Calif.	D7a-'14
39	Keith McGill II	DB	6-3	210	03/09/89	28	4	Utah	La Mirada, Calif.	D4b-'14
41	Erik Harris	S	6-3	225	04/02/90	27	2	California (Pa.)	New Oxford, Pa.	FA-'17
42	Karl Joseph	S	5-10	205	09/08/93	24	2	West Virginia	Orlando, Fla.	D1-'16
43	Brady Sheldon	LB	6-5	230	02/23/93	24	R	Ferris State	Novi, Mich.	FA-'17
47	James Cowser	LB/DE	6-3	245	09/13/90	27	2	Southern Utah	Fruit Heights, Utah	FA-'16
49	Jamize Olawale	FB/RB	6-1	240	04/17/89	28	5	North Texas	Long Beach, Calif.	FA-'12
50	Nicholas Morrow	LB	6-0	224	07/10/95	22	R	Greenville	Huntsville, Ala.	FA-'17
51	Bruce Irvin	LB	6-3	250	11/01/87	30	6	West Virginia	Atlanta, Ga.	UFA-'16 (Sea.)
52	Khalil Mack	DE	6-3	250	02/22/91	26	4	Buffalo	Fort Pierce, Fla.	D1-'14
53	NaVorro Bowman	LB	6-0	242	05/28/88	29	8	Penn State	Forestville, Md.	FA-'17
55	Marquel Lee	LB	6-3	235	10/21/95	22	R	Wake Forest	Waldorf, Md.	D5-'17
59	Jon Condo	LS	6-3	240	08/26/81	36	11	Maryland	Philipsburg, Pa.	FA-'06
61	Rodney Hudson	C	6-2	300	07/12/89	28	7	Florida State	Mobile, Ala.	UFA-'15 (KC)
62	James Stone	C	6-3	290	04/26/92	25	3	Tennessee	Nashville, Tenn.	FA-'17
66	Gabe Jackson	G	6-3	335	07/12/91	26	4	Mississippi State	Liberty, Miss.	D3-'14
68	Ian Silberman	OL	6-5	305	10/10/92	25	2	Boston College	Orange Park, Fla.	FA-'17
69	Jylan Ware	T	6-7	317	10/16/93	24	R	Alabama State	Valley, Ala.	D7b-'17
70	Kelechi Osemele	G/T	6-5	330	06/24/89	28	6	Iowa State	Houston, Texas	UFA-'16 (Bal.)
71	David Sharpe	T	6-6	343	10/21/95	22	R	Florida	Jacksonville, Fla.	D4-'17
73	Marshall Newhouse	T	6-4	330	09/29/88	29	8	TCU	Dallas, Texas	UFA-'17 (NYG)
74	Vadal Alexander	G/T	6-5	325	03/23/94	23	2	LSU	Buford, Ga.	D7-'16
75	Darius Latham	DT	6-4	305	11/09/94	23	2	Indiana	Indianapolis, Ind.	FA-'16
78	Justin Ellis	DT	6-2	335	12/27/90	26	4	Louisiana Tech	Monroe, La.	D4a-'14
81	Pharaoh Brown	TE	6-5	246	05/04/94	23	R	Oregon	Lyndhurst, Ohio	FA-'17
84	Cordarrelle Patterson	WR	6-2	220	03/17/91	26	5	Tennessee	Rock Hill, S.C.	UFA-'17 (Min.)
86	Lee Smith	TE	6-6	265	11/21/87	30	7	Marshall	Powell, Tenn.	UFA-'15 (Buf.)
87	Jared Cook	TE	6-5	254	04/07/87	30	9	South Carolina	Suwanee, Ga.	UFA-'17 (GB)
89	Amari Cooper	WR	6-1	210	06/17/94	23	3	Alabama	Miami, Fla.	D1-'15
90	Treyvon Hester	DT	6-2	304	09/21/92	25	R	Toledo	Pittsburgh, Pa.	D7d-'17
91	Shilique Calhoun	LB	6-4	250	03/20/92	25	2	Michigan State	Middletown, N.J.	D3-'16
94	Eddie Vanderdoes	DT	6-3	305	10/13/94	23	R	UCLA	Auburn, Calif.	D3-'17
95	Jihad Ward	DL	6-5	295	05/11/94	23	2	Illinois	Philadelphia, Pa.	D2-'16
96	Denico Autry	DL	6-5	270	07/15/90	27	4	Mississippi State	Albemarle, N.C.	FA-'14
97	Mario Edwards Jr.	DE	6-3	280	01/25/94	23	3	Florida State	Gautier, Miss.	D2-'15

### Practice Squad

14	Keon Hatcher	WR	6-1	212	09/11/94	23	R	Arkansas	Owasso, Okla.	FA-'17
34	Elijah Hood	RB	5-11	230	04/22/96	21	R	North Carolina	Charlotte, N.C.	D7c-'17
37	Tevin Mitchel	S	6-0	195	08/03/92	25	2	Arkansas	Mansfield, Texas	FA-'17
40	Stefan McClure	S	5-11	205	01/31/93	24	1	California	Vista, Calif.	FA-'17
65	Jordan Simmons	G	6-3	339	07/15/94	23	R	USC	Encino, Calif.	FA-'17
83	Marcus Lucas	TE	6-4	250	03/01/92	25	1	Missouri	Liberty, Mo.	FA-'17
92	Shakir Soto	DL	6-3	290	02/12/92	25	R	Pittsburgh	Wilkes-Barre, Pa.	FA-'17
93	Joby Saint Fleur	DL	6-4	253	11/11/92	25	R	NW Oklahoma State	Winter Haven, Fla.	FA-'17
99	Fadol Brown	DE	6-4	282	04/15/93	24	R	Mississippi	Charleston, S.C.	FA-'17

### Reserve/Injured

11	Sebastian Janikowski	K	6-1	265	03/02/78	39	18	Florida State	Daytona Beach, Fla.	D1-'00
20	Obi Melifonwu	S	6-4	224	04/05/94	23	R	Connecticut	South Grafton, Mass.	D2-'17
22	Gareon Conley	CB	6-0	195	06/29/95	22	R	Ohio State	Massillon, Ohio	D1-'17
57	Cory James	LB	6-1	235	05/22/93	24	2	Colorado State	Del Rio, Texas	D6-'16
72	Donald Penn	T	6-4	315	04/27/83	34	12	Utah State	Inglewood, Calif.	FA-'14
76	Jon Feliciano	G/C	6-4	325	02/10/92	25	3	Miami (Fla.)	Davie, Fla.	D4-'15
79	Denver Kirkland	G/T	6-4	335	03/06/94	23	2	Arkansas	Miami, Fla.	FA-'16
88	Clive Walford	TE	6-4	250	10/01/91	26	3	Miami (Fla.)	Belle Glade, Fla.	D3-'15

### Reserve/Suspended

	Aldon Smith	LB	6-4	265	09/25/89	28	6	Missouri	Raytown, Mo.	FA-'15
--	-------------	----	-----	-----	----------	----	---	----------	--------------	--------

As of December 26, 2017



# ALPHABETICAL ROSTER

No.	Name	Pos.	Ht.	Wt.	Birthdate	Age	Exp.	School	Hometown	Acq.
74	Alexander, Vadal	G/T	6-5	325	03/23/94	23	2	LSU	Buford, Ga.	D7-'16
29	Amerson, David	CB	6-1	205	12/08/91	26	5	North Carolina State	Greensboro, N.C.	W-'15 (Was.)
96	Autry, Denico	DL	6-5	270	07/15/90	27	4	Mississippi State	Albemarle, N.C.	FA-'14
53	Bowman, NaVorro	LB	6-0	242	05/28/88	29	8	Penn State	Forestville, Md.	FA-'17
81	Brown, Pharaoh	TE	6-5	246	05/04/94	23	R	Oregon	Lyndhurst, Ohio	FA-'17
91	Calhoun, Shilique	LB	6-4	250	03/20/92	25	2	Michigan State	Middletown, N.J.	D3-'16
4	Carr, Derek	QB	6-3	215	03/28/91	26	4	Fresno State	Bakersfield, Calif.	D2-'14
38	Carrie, TJ	CB	6-0	205	07/28/90	27	4	Ohio	Antioch, Calif.	D7a-'14
59	Condo, Jon	LS	6-3	240	08/26/81	36	11	Maryland	Phillipsburg, Pa.	FA-'06
18	Cook, Connor	QB	6-4	215	01/29/93	24	2	Michigan State	Hinckley, Ohio	D4-'16
87	Cook, Jared	TE	6-5	254	04/07/87	30	9	South Carolina	Suwanee, Ga.	UFA-'17 (GB)
89	Cooper, Amari	WR	6-1	210	06/17/94	23	3	Alabama	Miami, Fla.	D1-'15
47	Cowser, James	LB/DE	6-3	245	09/13/90	27	2	Southern Utah	Fruit Heights, Utah	FA-'16
15	Crabtree, Michael	WR	6-1	215	09/14/87	30	9	Texas Tech	Dallas, Texas	UFA-'15 (SF)
97	Edwards Jr., Mario	DE	6-3	280	01/25/94	23	3	Florida State	Gautier, Miss.	D2-'15
78	Ellis, Justin	DT	6-2	335	12/27/90	26	4	Louisiana Tech	Monroe, La.	D4a-'14
32	Hamilton, Antonio	CB	6-0	190	01/24/93	24	2	South Carolina State	Johnston, S.C.	FA-'16
41	Harris, Erik	S	6-3	225	04/02/90	27	2	California (Pa.)	New Oxford, Pa.	FA-'17
90	Hester, Treyvon	DT	6-2	304	09/21/92	25	R	Toledo	Pittsburgh, Pa.	D7d-'17
16	Holton, Johnny	WR	6-1	190	08/22/91	26	2	Cincinnati	Miami, Fla.	FA-'16
61	Hudson, Rodney	C	6-2	300	07/12/89	28	7	Florida State	Mobile, Ala.	UFA-'15 (KC)
51	Irvin, Bruce	LB	6-3	250	11/01/87	30	6	West Virginia	Atlanta, Ga.	UFA-'16 (Sea.)
66	Jackson, Gabe	G	6-3	335	07/12/91	26	4	Mississippi State	Liberty, Miss.	D3-'14
42	Joseph, Karl	S	5-10	205	09/08/93	24	2	West Virginia	Orlando, Fla.	D1-'16
7	King, Marquette	P	6-0	195	10/26/88	29	6	Fort Valley State	Macon, Ga.	FA-'12
75	Latham, Darius	DT	6-4	305	11/09/94	23	2	Indiana	Indianapolis, Ind.	FA-'16
55	Lee, Marquel	LB	6-3	235	10/21/95	22	R	Wake Forest	Waldorf, Md.	D5-'17
26	Luani, Shalom	S	6-0	202	08/05/94	23	R	Washington State	Masausi, American Samoa	D7a-'17
24	Lynch, Marshawn	RB	5-11	215	04/22/86	31	10	California	Oakland, Calif.	TR-'17 (Sea.)
52	Mack, Khalil	DE	6-3	250	02/22/91	26	4	Buffalo	Fort Pierce, Fla.	D1-'14
3	Manuel, EJ	QB	6-4	237	03/19/90	27	5	Florida State	Virginia Beach, Va.	UFA-'17 (Buf.)
23	McDonald, Dexter	CB	6-1	200	11/30/91	26	3	Kansas	Kansas City, Mo.	D7c-'15
39	McGill II, Keith	DB	6-3	210	03/09/89	28	4	Utah	La Mirada, Calif.	D4b-'14
50	Morrow, Nicholas	LB	6-0	224	07/10/95	22	R	Greenville	Huntsville, Ala.	FA-'17
27	Nelson, Reggie	S	5-11	210	09/21/83	34	11	Florida	Melbourne, Fla.	UFA-'16 (Cin.)
73	Newhouse, Marshall	T	6-4	330	09/29/88	29	8	TCU	Dallas, Texas	UFA-'17 (NYG)
49	Olawale, Jamize	FB/RB	6-1	240	04/17/89	28	5	North Texas	Long Beach, Calif.	FA-'12
70	Osemele, Kelechi	G/T	6-5	330	06/24/89	28	6	Iowa State	Houston, Texas	UFA-'16 (Bal.)
84	Patterson, Cordarrelle	WR	6-2	220	03/17/91	26	5	Tennessee	Rock Hill, S.C.	UFA-'17 (Min.)
30	Richard, Jalen	RB	5-8	205	10/15/93	24	2	Southern Mississippi	Alexandria, La.	FA-'16
10	Roberts, Seth	WR	6-2	195	02/22/91	26	3	West Alabama	Moultrie, Ga.	FA-'14
71	Sharpe, David	T	6-6	343	10/21/95	22	R	Florida	Jacksonville, Fla.	D4-'17
43	Sheldon, Brady	LB	6-5	230	02/23/93	24	R	Ferris State	Novi, Mich.	FA-'17
68	Silberman, Ian	OL	6-5	305	10/10/92	25	2	Boston College	Orange Park, Fla.	FA-'17
86	Smith, Lee	TE	6-6	265	11/21/87	30	7	Marshall	Powell, Tenn.	UFA-'15 (Buf.)
21	Smith, Sean	CB	6-3	220	07/14/87	30	9	Utah	Pasadena, Calif.	UFA-'16 (KC)
62	Stone, James	C	6-3	290	04/26/92	25	3	Tennessee	Nashville, Tenn.	FA-'17
2	Tavecchio, Giorgio	K	5-10	180	07/16/90	27	1	California	Milan, Italy	FA-'17
94	Vanderdoes, Eddie	DT	6-3	305	10/13/94	23	R	UCLA	Auburn, Calif.	D3-'17
95	Ward, Jihad	DL	6-5	295	05/11/94	23	2	Illinois	Philadelphia, Pa.	D2-'16
69	Ware, Jylan	T	6-7	317	10/16/93	24	R	Alabama State	Valley, Ala.	D7b-'17
33	Washington, DeAndré	RB	5-8	205	02/22/93	24	2	Texas Tech	Missouri City, Texas	D5-'16
19	Whitney, Isaac	WR	6-2	204	06/22/94	23	R	USC	Moore, Okla.	FA-'17

### Practice Squad

99	Brown, Fadol	DE	6-4	282	04/15/93	24	R	Mississippi	Charleston, S.C.	FA-'17
14	Hatcher, Keon	WR	6-1	212	09/11/94	23	R	Arkansas	Owasso, Okla.	FA-'17
34	Hood, Elijah	RB	5-11	230	04/22/96	21	R	North Carolina	Charlotte, N.C.	D7c-'17
83	Lucas, Marcus	TE	6-4	250	03/01/92	25	1	Missouri	Liberty, Mo.	FA-'17
40	McClure, Stefan	S	5-11	205	01/31/93	24	1	California	Vista, Calif.	FA-'17
37	Mitchel, Tevin	S	6-0	195	08/03/92	25	2	Arkansas	Mansfield, Texas	FA-'17
93	Saint Fleur, Joby	DL	6-4	253	11/11/92	25	R	NW Oklahoma State	Winter Haven, Fla.	FA-'17
65	Simmons, Jordan	G	6-3	339	07/15/94	23	R	USC	Encino, Calif.	FA-'17
92	Soto, Shakir	DL	6-3	290	02/12/92	25	R	Pittsburgh	Wilkes-Barre, Pa.	FA-'17

### Reserve/Injured

22	Conley, Gareon	CB	6-0	195	06/29/95	22	R	Ohio State	Massillon, Ohio	D1-'17
76	Feliciano, Jon	G/C	6-4	325	02/10/92	25	3	Miami (Fla.)	Davie, Fla.	D4-'15
57	James, Cory	LB	6-1	235	05/22/93	24	2	Colorado State	Del Rio, Texas	D6-'16
11	Janikowski, Sebastian	K	6-1	265	03/02/78	39	18	Florida State	Daytona Beach, Fla.	D1-'00
79	Kirkland, Denver	G/T	6-4	335	03/06/94	23	2	Arkansas	Miami, Fla.	FA-'16
20	Melifonwu, Obi	S	6-4	224	04/05/94	23	R	Connecticut	South Grafton, Mass.	D2-'17
72	Penn, Donald	T	6-4	315	04/27/83	34	12	Utah State	Inglewood, Calif.	FA-'14
88	Walford, Clive	TE	6-4	250	10/01/91	26	3	Miami (Fla.)	Belle Glade, Fla.	D3-'15

### Reserve/Suspended

	Smith, Aldon	LB	6-4	265	09/25/89	28	6	Missouri	Raytown, Mo.	FA-'15
--	--------------	----	-----	-----	----------	----	---	----------	--------------	--------





# POSITIONAL ROSTER

## OFFENSE

### OFFENSIVE LINE

- 61 Rodney Hudson.....C
- 62 James Stone.....C
- 66 Gabe Jackson.....G
- 68 Ian Silberman.....G/C
- 69 Jylan Ware.....T
- 70 Kelechi Osemele.....G/T
- 71 David Sharpe.....T
- 73 Marshall Newhouse.....T
- 74 Vadal Alexander.....G/T

### QUARTERBACKS

- 3 EJ Manuel.....QB
- 4 Derek Carr.....QB
- 18 Connor Cook.....QB

### RUNNING BACKS

- 24 Marshawn Lynch.....RB
- 30 Jalen Richard.....RB
- 33 DeAndré Washington.....RB
- 49 Jamize Olawale.....FB/RB

### TIGHT ENDS

- 81 Pharaoh Brown.....TE
- 86 Lee Smith.....TE
- 87 Jared Cook.....TE

### WIDE RECEIVERS

- 10 Seth Roberts.....WR
- 15 Michael Crabtree.....WR
- 16 Johnny Holton.....WR
- 19 Isaac Whitney.....WR
- 84 Cordarrelle Patterson.....WR
- 89 Amari Cooper.....WR

### PRACTICE SQUAD

- 14 Keon Hatcher.....WR
- 34 Elijah Hood.....RB
- 37 Tevin Mitchel.....S
- 40 Stefan McClure.....S
- 65 Jordan Simmons.....G
- 83 Marcus Lucas.....TE
- 92 Shakir Soto.....DL
- 93 Joby Saint Fleur.....DL
- 99 Fadol Brown.....DE

## DEFENSE

### DEFENSIVE LINE

- 52 Khalil Mack.....DE
- 75 Darius Latham.....DT
- 78 Justin Ellis.....DT
- 90 Treyvon Hester.....DT
- 94 Eddie Vanderdoes.....DT
- 95 Jihad Ward.....DL
- 96 Denico Autry.....DL
- 97 Mario Edwards Jr.....DE

### LINEBACKERS

- 43 Brady Sheldon.....LB
- 47 James Cowser.....LB/DE
- 50 Nicholas Morrow.....LB
- 51 Bruce Irvin.....LB
- 53 NaVorro Bowman.....LB
- 55 Marquel Lee.....LB
- 91 Shilique Calhoun.....LB

### SECONDARY

- 21 Sean Smith.....CB
- 23 Dexter McDonald.....CB
- 26 Shalom Luani.....S
- 27 Reggie Nelson.....S
- 29 David Amerson.....CB
- 32 Antonio Hamilton.....CB
- 38 TJ Carrie.....CB
- 39 Keith McGill II.....DB
- 41 Erik Harris.....S
- 42 Karl Joseph.....S

### SPECIALISTS

- 2 Giorgio Tavecchio.....K
- 7 Marquette King.....P
- 59 Jon Condo.....LS

### RESERVE/INJURED

- 11 Sebastian Janikowski.....K
- 20 Obi Melifonwu.....S
- 22 Gareon Conley.....CB
- 57 Cory James.....LB
- 72 Donald Penn.....T
- 76 Jon Feliciano.....G/C
- 79 Denver Kirkland.....G/T
- 88 Clive Walford.....TE

### RESERVE/SUSPENDED

- Aldon Smith.....LB



# ROSTER BY EXPERIENCE

## 11th Year (2)

59	Condo, Jon	LS	6-3	240	08/26/81	35	11	Maryland	Phillipsburg, Pa.	FA-'06
27	Nelson, Reggie	S	5-11	210	09/21/83	34	11	Florida	Melbourne, Fla.	UFA-'16 (Cin.)

## 10th Year (1)

24	Lynch, Marshawn	RB	5-11	215	04/22/86	31	10	California	Oakland, Calif.	TR-'17 (Sea.)
----	-----------------	----	------	-----	----------	----	----	------------	-----------------	---------------

## 9th Year (3)

87	Cook, Jared	TE	6-5	254	04/07/87	30	9	South Carolina	Suwanee, Ga.	UFA-'17 (GB)
15	Crabtree, Michael	WR	6-1	215	09/14/87	30	9	Texas Tech	Dallas, Texas	UFA-'15 (SF)
21	Smith, Sean	CB	6-3	220	07/14/87	30	9	Utah	Pasadena, Calif.	UFA-'16 (KC)

## 8th Year (2)

53	Bowman, NaVorro	LB	6-0	242	05/28/88	29	8	Penn State	Forestville, Md.	FA-'17
73	Newhouse, Marshall	T	6-4	330	09/29/88	28	8	TCU	Dallas, Texas	UFA-'17 (NYG)

## 7th Year (2)

61	Hudson, Rodney	C	6-2	300	07/12/89	28	7	Florida State	Mobile, Ala.	UFA-'15 (KC)
86	Smith, Lee	TE	6-6	265	11/21/87	30	7	Marshall	Powell, Tenn.	UFA-'15 (Buf.)

## 6th Year (3)

51	Irvin, Bruce	LB	6-3	250	11/01/87	29	6	West Virginia	Atlanta, Ga.	UFA-'16 (Sea.)
7	King, Marquette	P	6-0	195	10/26/88	28	6	Fort Valley State	Macon, Ga.	FA-'12
70	Osemele, Kelechi	G/T	6-5	330	06/24/89	28	6	Iowa State	Houston, Texas	UFA-'16 (Bal.)

## 5th Year (4)

29	Amerson, David	CB	6-1	205	12/08/91	26	5	North Carolina State	Greensboro, N.C.	W-'15 (Was.)
3	Manuel, EJ	QB	6-4	237	03/19/90	27	5	Florida State	Virginia Beach, Va.	UFA-'17 (Buf.)
49	Olawale, Jamize	FB/RB	6-1	240	04/17/89	28	5	North Texas	Long Beach, Calif.	FA-'12
84	Patterson, Cordarrelle	WR	6-2	220	03/17/91	26	5	Tennessee	Rock Hill, S.C.	UFA-'17 (Min.)

## 4th Year (7)

96	Autry, Denico	DL	6-5	270	07/15/90	27	4	Mississippi State	Albemarle, N.C.	FA-'14
4	Carr, Derek	QB	6-3	215	03/28/91	26	4	Fresno State	Bakersfield, Calif.	D2-'14
38	Carrie, TJ	CB	6-0	205	07/28/90	27	4	Ohio	Antioch, Calif.	D7a-'14
78	Ellis, Justin	DT	6-2	335	12/27/90	26	4	Louisiana Tech	Monroe, La.	D4a-'14
66	Jackson, Gabe	G	6-3	335	07/12/91	26	4	Mississippi State	Liberty, Miss.	D3-'14
52	Mack, Khalil	DE	6-3	250	02/22/91	26	4	Buffalo	Fort Pierce, Fla.	D1-'14
39	McGill II, Keith	DB	6-3	210	03/09/89	28	4	Utah	La Mirada, Calif.	D4b-'14

## 3rd Year (5)

89	Cooper, Amari	WR	6-1	210	06/17/94	23	3	Alabama	Miami, Fla.	D1-'15
97	Edwards Jr., Mario	DE	6-3	280	01/25/94	23	3	Florida State	Gautier, Miss.	D2-'15
23	McDonald, Dexter	CB	6-1	200	11/30/91	26	3	Kansas	Kansas City, Mo.	D7c-'15
10	Roberts, Seth	WR	6-2	195	02/22/91	26	3	West Alabama	Moultrie, Ga.	FA-'14
62	Stone, James	C	6-3	290	04/26/92	25	3	Tennessee	Nashville, Tenn.	FA-'17

## 2nd Year (13)

74	Alexander, Vadal	G/T	6-5	325	03/23/94	23	2	LSU	Buford, Ga.	D7-'16
91	Calhoun, Shilique	LB	6-4	250	03/20/92	25	2	Michigan State	Middletown, N.J.	D3-'16
18	Cook, Connor	QB	6-4	215	01/29/93	24	2	Michigan State	Hinckley, Ohio	D4-'16
47	Cowser, James	LB/DE	6-3	245	09/13/90	27	2	Southern Utah	Fruit Heights, Utah	FA-'16
32	Hamilton, Antonio	CB	6-0	190	01/24/93	24	2	South Carolina State	Johnston, S.C.	FA-'16
41	Harris, Erik	S	6-3	225	04/02/90	27	2	California (Pa.)	New Oxford, Pa.	FA-'17
16	Holton, Johnny	WR	6-1	190	08/22/91	26	2	Cincinnati	Miami, Fla.	FA-'16
42	Joseph, Karl	S	5-10	205	09/08/93	24	2	West Virginia	Orlando, Fla.	D1-'16
75	Latham, Darius	DT	6-4	305	11/09/94	23	2	Indiana	Indianapolis, Ind.	FA-'16
30	Richard, Jalen	RB	5-8	205	10/15/93	24	2	Southern Mississippi	Alexandria, La.	FA-'16
68	Silberman, Ian	OL	6-5	305	10/10/92	25	2	Boston College	Orange Park, Fla.	FA-'17
95	Ward, Jihad	DL	6-5	295	05/11/94	23	2	Illinois	Philadelphia, Pa.	D2-'16
33	Washington, DeAndre	RB	5-8	205	02/22/93	24	2	Texas Tech	Missouri City, Texas	D5-'16

## 1st Year (1)

2	Tavecchio, Giorgio	K	5-10	180	07/16/90	27	1	California	Milan, Italy	FA-'17
---	--------------------	---	------	-----	----------	----	---	------------	--------------	--------

## Rookie (10)

81	Brown, Pharaoh	TE	6-5	246	05/04/94	23	R	Oregon	Lyndhurst, Ohio	FA-'17
90	Hester, Treyvon	DT	6-2	304	09/21/92	25	R	Toledo	Pittsburgh, Pa.	D7d-'17
55	Lee, Marquel	LB	6-3	235	10/21/95	22	R	Wake Forest	Waldorf, Md.	D5-'17
26	Luani, Shalom	S	6-0	202	08/05/94	23	R	Washington State	Masausi, American Samoa	D7a-'17
50	Morrow, Nicholas	LB	6-0	224	07/10/95	22	R	Greenville	Huntsville, Ala.	FA-'17
71	Sharpe, David	T	6-6	343	10/21/95	22	R	Florida	Jacksonville, Fla.	D4-'17
43	Sheldon, Brady	LB	6-5	230	02/23/93	24	R	Ferris State	Novi, Mich.	FA-'17
94	Vanderdoes, Eddie	DT	6-3	305	10/13/94	23	R	UCLA	Auburn, Calif.	D3-'17
69	Ware, Jylan	T	6-7	317	10/16/93	24	R	Alabama State	Valley, Ala.	D7b-'17
19	Whitney, Isaac	WR	6-2	204	06/22/94	23	R	USC	Moore, Okla.	FA-'17



# PARTICIPATION CHART

Player	9/10 at Ten.	9/17 NYJ	9/24 at Was.	10/1 at Den.	10/8 Bal.	10/15 LAC	10/19 KC	10/29 at Buf.	11/5 at Mia.	11/19 NE	11/26 Den.	12/3 NYG	12/10 at KC	12/17 Dal.	12/25 at Phi.	12/31 at LAC	GP	GS	DNP	INA
Adams, Tyrell	X	X	X	X	X	X	NOR	NOR	NOR	NOR	NOR	NOR	NOR	NOR	NOR	NOR	6	0	0	0
Alexander, Vadal	X	X	X	X	X	X	RT	X	X	RT	X	X	X	T	T		15	4	0	0
Amerson, David	LCB	LCB	LCB	LCB	INA	LCB	LCB	INA	INA	INA	INA	INA	INA	INA	INA		6	6	0	9
Autry, Denico	X	X	X	X	X	X	X	X	X	X	X	X	NT	X	DE		15	2	0	0
Borders, Breon	PS	PS	PS	PS	PS	PS	PS	PS	PS	PS	PS	PS	PS	NOR	NOR		0	0	0	0
Bowman, NaVorro	NOR	NOR	NOR	NOR	NOR	NOR	MLB	MLB	MLB	MLB	MLB	MLB	MLB	MLB	MLB		9	9	0	0
Brown, Fadol	PS	PS	PS	PS	PS	PS	PS	PS	PS	PS	PS	PS	PS	PS	PS		0	0	0	0
Brown, Pharaoh	PS	PS	PS	PS	PS	PS	PS	PS	PS	PS	PS	PS	PS	PS	PS		0	0	0	0
Calhoun, Shilique	PS	PS	PS	PS	PS	X	X	X	X	INA	INA	X	X	X	X		8	0	0	2
Carr, Derek	QB	QB	QB	QB	INA	QB	QB	QB	QB	QB	QB	QB	QB	QB	QB		14	14	0	1
Carrie, TJ	X	RCB	RCB	RCB	LCB	CB	RCB	RCB	RCB	RCB	RCB	RCB	CB	RCB	CB		15	14	0	0
Condo, Jon	X	X	X	X	X	X	X	X	X	X	X	X	X	X	X		15	0	0	0
Conley, Gareon	INA	X	X	INA	INA	INA	INA	INA	INA	IR	IR	IR	IR	IR	IR		2	0	0	7
Cook, Connor	INA	INA	INA	INA	DNP	INA	INA	INA	INA	INA	INA	INA	INA	INA	INA		0	0	1	14
Cook, Jared	TE	TE	TE	TE	TE	TE	TE	TE	TE	TE	TE	TE	TE	TE	TE		15	15	0	0
Cooper, Amari	WR	WR	WR	WR	WR	WR	WR	WR	WR	WR	WR	WR	INA	WR	INA	X	13	12	0	2
Cowser, James	X	X	X	X	X	X	X	X	X	X	X	X	X	X	X		15	0	0	0
Crabtree, Michael	WR	WR	WR	INA	WR	WR	WR	WR	WR	WR	WR	SUS	WR	WR	WR		13	13	0	1
Edwards Jr., Mario	DE	DE	DE	DE	DE	DE	DE	DE	DE	DE	DE	DE	DE	INA	INA		13	13	0	2
Ellis, Justin	NT	NT	NT	NT	NT	NT	NT	NT	NT	NT	NT	NT	X	NT	NT		15	14	0	0
Feliciano, Jon	X	X	X	X	RG	X	X	X	X	X	X	X	INA	X	IR		13	1	0	1
Hamilton, Antonio	X	X	X	X	X	IR	IR	IR	IR	IR	IR	DFR	DFR	X	X		7	0	0	0
Harris, Erik	X	X	INA	X	X	X	X	X	X	X	X	X	X	X	X		14	0	0	1
Hatcher, Keon	PS	PS	PS	PS	PS	PS	PS	PS	PS	PS	PS	PS	PS	PS	PS		0	0	0	0
Hester, Treyvon	X	X	X	X	X	X	X	X	X	X	X	X	X	DT	INA		14	1	0	1
Holton, Johnny	X	X	X	X	X	X	X	X	X	X	X	WR	X	X	X		15	1	0	0
Hood, Elijah	PS	PS	PS	PS	PS	PS	PS	X	PS	PS	PS	PS	PS	PS	PS		1	0	0	0
Hudson, Rodney	C	C	C	C	C	C	C	C	C	C	C	C	C	C	C		15	15	0	0
Irvin, Bruce	SLB	SLB	SLB	SLB	SLB	SLB	SLB	SLB	SLB	SLB	SLB	SLB	SLB	SLB	SLB		15	15	0	0
Jackson, Gabe	RG	RG	RG	RG	INA	RG	RG	RG	RG	RG	RG	RG	RG	RG	RG		14	14	0	1
James, Cory	WLB	WLB	WLB	WLB	WLB	X	INA	WLB	WLB	WLB	WLB	INA	INA	IR	IR		10	9	0	3
Janikowski, S.	IR	IR	IR	IR	IR	IR	IR	IR	IR	IR	IR	IR	IR	IR	IR		0	0	0	0
Joseph, Karl	SS	SS	SS	SS	SS	SS	SS	INA	SS	SS	SS	SS	SS	SS	SS		14	14	0	1
King, Marquette	X	X	X	X	X	X	X	X	X	X	X	X	X	X	X		15	0	0	0
Kirkland, Denver	IR	IR	IR	IR	IR	IR	IR	IR	IR	IR	IR	IR	IR	IR	IR		0	0	0	0
Latham, Darius	INA	INA	INA	INA	X	SUS	SUS	SUS	SUS	INA	INA	INA	PS	X	X		3	0	0	7
Lee, Marquel	MLB	MLB	MLB	MLB	MLB	INA	INA	INA	X	X	X	X	X	WLB	X		12	6	0	3
Lokombo, Boseko	NOR	NOR	NOR	PS	PS	NOR	NOR	NOR	NOR	NOR	NOR	NOR	NOR	NOR	NOR		0	0	0	0
Luani, Shalom	X	X	X	X	X	X	X	SS	X	X	X	X	X	X	X		15	1	0	0
Lynch, Marshawn	RB	RB	RB	RB	RB	RB	RB	SUS	RB	RB	RB	RB	RB	RB	RB		14	14	0	0
Lucas, Marcus	NOR	NOR	NOR	NOR	NOR	NOR	NOR	NOR	NOR	NOR	NOR	NOR	NOR	NOR	NOR		0	0	0	0
Mack, Khalil	DE	DE	DE	DE	DE	DE	DE	DE	DE	DE	DE	DE	DE	DE	DE		15	15	0	0
Manuel, EJ	DNP	DNP	DNP	X	QB	DNP	DNP	DNP	DNP	DNP	DNP	DNP	DNP	DNP	DNP		2	1	13	0
McClure, Stefan	NOR	NOR	NOR	NOR	NOR	NOR	NOR	NOR	NOR	NOR	NOR	NOR	NOR	NOR	PS		0	0	0	0
McCray, Demetrius	NOR	NOR	NOR	NOR	NOR	X	X	NOR	NOR	NOR	NOR	NOR	NOR	NOR	NOR		3	0	0	0
McDonald, Dexter	X	X	INA	X	X	RCB	X	LCB	LCB	X	X	X	LCB	X	LCB		14	5	0	1
McGill II, Keith	INA	INA	X	INA	X	X	X	X	X	X	X	X	X	X	X		12	0	0	3
Melifonwu, Obi	IR	IR	IR	IR	IR	IR	DFR	DFR	X	LCB	X	X	X	IR	IR		5	1	0	0
Mitchel, Tevin	NOR	NOR	NOR	NOR	NOR	NOR	NOR	PS	PS	PS	PS	PS	PS	PS	PS		0	0	0	0
Morrow, Nicholas	X	X	X	X	X	MLB	WLB	X	X	X	X	WLB	WLB	X	X		15	4	0	0
Nelson, Reggie	FS	FS	FS	FS	FS	FS	FS	FS	FS	FS	FS	FS	FS	FS	FS		15	15	0	0
Newhouse, Marshall	RT	RT	RT	RT	RT	RT	INA	RT	RT	INA	RT	RT	RT	RT	RT		13	13	0	2
Olawale, Jamize	INA	INA	X	X	X	INA	X	X	INA	X	X	X	X	X	X		11	0	0	4
Osemele, Kelechi	LG	LG	LG	LG	LG	LG	LG	LG	LG	LG	LG	LG	LG	LG	LG		15	15	0	0
Patterson, C.	X	X	X	X	X	X	X	WR	X	X	X	WR	X	X	X		15	2	0	0
Penn, Donald	LT	LT	LT	LT	LT	LT	LT	LT	LT	LT	LT	LT	LT	LT	IR		14	14	0	0
Richard, Jalen	X	X	X	X	X	X	X	RB	X	X	X	X	X	X	X		15	1	0	0
Roberts, Seth	X	X	X	WR	WR	WR	WR	DNP	X	WR	WR	WR	WR	X	X		14	7	1	0
Saint Fleur, Joby	NOR	NOR	NOR	NOR	NOR	NOR	NOR	NOR	NOR	NOR	NOR	NOR	NOR	PS	PS		0	0	0	0
Sharpe, David	INA	INA	INA	INA	DNP	INA	X	INA	INA	DNP	INA	X	X	INA	LT		4	1	2	9
Sheldon, Brady	NOR	NOR	NOR	NOR	NOR	NOR	NOR	NOR	NOR	NOR	PS	PS	PS	PS	X		1	0	0	0
Silberman, Ian	NOR	NOR	NOR	NOR	NOR	NOR	NOR	NOR	NOR	NOR	NOR	NOR	NOR	NOR	INA		0	0	0	1
Simmons, Jordan	PS	PS	PS	PS	PS	PS	PS	PS	PS	PS	PS	PS	PS	PS	PS		0	0	0	0
Skinner, Deontae	NOR	NOR	NOR	NOR	NOR	PS	PS	PS	PS	NOR	NOR	NOR	NOR	NOR	NOR		0	0	0	0
Smith, Aldon	SUS	SUS	SUS	SUS	SUS	SUS	SUS	SUS	SUS	SUS	SUS	SUS	SUS	SUS	SUS		0	0	0	0
Smith, Lee	TE	TE	TE	TE	X	X	X	TE	X	X	X	X	TE	TE	TE		15	8	0	0
Smith, Sean	RCB	INA	X	X	RCB	DNP	X	X	X	X	LCB	LCB	RCB	LCB	RCB		13	7	1	1
Smith, Tevaun	NOR	NOR	NOR	NOR	NOR	NOR	NOR	NOR	NOR	NOR	NOR	PS	NOR	NOR	NOR		0	0	0	0
Soto, Shakir	NOR	NOR	NOR	NOR	NOR	NOR	NOR	NOR	NOR	NOR	NOR	NOR	NOR	NOR	PS		0	0	0	0
Stone, James	PS	PS	PS	PS	PS	PS	PS	PS	PS	PS	PS	PS	PS	PS	X		1	0	0	0
Tavecchio, Giorgio	X	X	X	X	X	X	X	X	X	X	X	X	X	X	X		15	0	0	0
Valles, Max	NOR	PS	PS	NOR	NOR	NOR	NOR	NOR	NOR	NOR	NOR	NOR	NOR	NOR	NOR		0	0	0	0
Vanderdoes, Eddie	DT	DT	DT	DT	DT	DT	DT	DT	DT	DT	DT	DT	DT	X	X	DT	15	13	0	0
Walford, Clive	X	X	X	X	X	X	X	X	X	X	X	X	X	INA	IR		13	0	0	1
Ward, Jihad	DNP	X	INA	X	INA	INA	INA	DNP	INA	INA	INA	INA	INA	DE	X		4	1	2	9
Ware, Jylan	INA	INA	INA	INA	INA	INA	INA	INA	INA	INA	INA	INA	INA	INA	INA		0	0	0	15
Washington, D.	X	X	X	X	INA	X	X	X	X	X	X	X	X	X	X		14	0	0	1
Whitney, Isaac	PS	PS	PS	PS	PS	PS	PS	PS	PS	PS	PS	PS	X	INA	X	INA	2	0	0	2
Woodson-Luster, X.	X	X	X	X	X	X	X	X	X	X	X	X	X	X	NOR		14	0	0	0

X=substituted; IR=Reserve/Injured List; DFR=Reserve/Injured - Designated for Return List; PUP=Reserve/Physically Unable to Perform List; NOR=not on roster; PS=practice squad; SUS=Reserve/Suspended List; PSI=Practice Squad/Injured List



# How The Raiders Were Built

<u>Year</u>	<u>Record</u>	<u>Draft Picks (21)</u>	<u>Free Agents (30)</u>	<u>Trades/Waivers (2)</u>
2017	6-9	DT Eddie Vanderdoes (3) T David Sharpe (4) LB Marquel Lee (5) S Shalom Luani (7a) T Jylan Ware (7b) DT Treyvon Hester (7d)	LB NaVorro Bowman TE Jared Cook (UFA - GB) S Erik Harris QB EJ Manuel (UFA - Buf.) LB Nicholas Morrow T Marshall Newhouse (UFA - NYG) WR Cordarrelle Patterson (UFA - Min.) K Giorgio Tavecchio WR Isaac Whitney	RB Marshawn Lynch (T - Sea.)
2016	12-4	S Karl Joseph (1) DL Jihad Ward (2) LB Shilique Calhoun (3) QB Connor Cook (4) RB DeAndré Washington (5) G/T Vadal Alexander (7)	LB/DE James Cowser CB Antonio Hamilton WR Johnny Holton LB Bruce Irvin (UFA - Sea.) DT Darius Latham S Reggie Nelson (UFA - Cin.) G/T Kelechi Osemele (UFA - Bal.) RB Jalen Richard CB Sean Smith (UFA - KC)	
2015	7-9	WR Amari Cooper (1) DE Mario Edwards Jr. (2) CB Dexter McDonald (7c)	WR Michael Crabtree (UFA - SF) C Rodney Hudson (UFA - KC) TE Lee Smith (UFA - Buf.)	CB David Amerson (W - Was.)
2014	3-13	DE Khalil Mack (1) QB Derek Carr (2) G Gabe Jackson (3) DT Justin Ellis (4a) DB Keith McGill II (4b) CB TJ Carrie (7a)	DL Denico Autry WR Seth Roberts	
2012	4-12		P Marquette King FB/RB Jamize Olawale	
2006	2-14		LS Jon Condo	



# 2017 TRANSACTIONS

Date	Player	Transaction	Date	Player	Transaction
1/2	LB Andy Mulumba	Signed as Reserve/Future FA	7/14	LB Brady Sheldon	Signed as FA
1/2	LB Dwayne Norman	Signed as Reserve/Future FA	7/26	LB Ben Heeny	Placed on Active/NFI
1/9	DE Jimmy Bean	Signed as Reserve/Future FA	7/26	TE Cooper Helfet	Placed on Active/NFI
1/9	WR K.J. Brent	Signed as Reserve/Future FA	7/26	S Obi Melifonwu	Signed Rookie Contract
1/9	DL Demetrius Cherry	Signed as Reserve/Future FA	7/28	LS Andrew East	Signed as FA
1/9	CB Kenneth Durden	Signed as Reserve/Future FA	7/28	T Austin Howard	Released
1/9	TE Cooper Helfet	Signed as Reserve/Future FA	7/28	RB Taiwan Jones	Released
1/9	WR Jaydon Mickens	Signed as Reserve/Future FA	7/28	CB Gareon Conley	Signed Rookie Contract
1/9	TE Ryan O'Malley	Signed as Reserve/Future FA	7/29	RB George Atkinson III	Claimed via Waivers (Cle.)
1/9	G Oni Omoile	Signed as Reserve/Future FA	7/29	CB Gareon Conley	Placed on Active/PUP
1/9	G Ian Silberman	Signed as Reserve/Future FA	7/29	G/C Jon Feliciano	Placed on Active/PUP
2/10	HC Jack Del Rio	Signed New Four-Year Contract	7/29	DL Jihad Ward	Placed on Active/PUP
3/13	T Marshall Newhouse	Signed as Unrestricted FA (NYG)	7/29	DE Mario Edwards Jr.	Placed on Active/NFI
3/13	WR Cordarrelle Patterson	Signed as Unrestricted FA (Min.)	7/29	LB Bruce Irvin	Placed on Active/NFI
3/16	TE Jared Cook	Signed as Unrestricted FA (GB)	7/29	T Donald Penn	Placed on Reserve/ Did Not Report
3/20	LB Jelani Jenkins	Signed as Unrestricted FA (Mia.)	8/3	DE Mario Edwards Jr.	Passed Physical
3/20	QB EJ Manuel	Signed as Unrestricted FA (Buf.)	8/3	LB Bruce Irvin	Passed Physical
3/20	LS Jon Condo	Re-signed as Unrestricted FA	8/4	LB/DE IK Enemkpali	Signed as FA
4/10	DL Demetrius Cherry	Waived	8/4	LB/DE Rufus Johnson	Signed as FA
4/17	DL Denico Autry	Re-signed as Restricted FA	8/4	DE Chris Casher	Waived
4/17	TE Gabe Holmes	Re-signed as Exclusive Rights FA	8/4	G/C Jon Feliciano	Passed Physical
4/17	G Denver Kirkland	Re-signed as Exclusive Rights FA	8/10	TE Cooper Helfet	Passed Physical
4/17	WR Seth Roberts	Re-signed as Exclusive Rights FA	8/21	DL Jihad Ward	Passed Physical
4/18	DT Dan Williams	Released	8/21	T Donald Penn	Reinstated
4/19	K Giorgio Tavecchio	Signed as FA	8/23	DE Jimmy Bean	Waived
4/20	DE Khalil Mack	Exercised Fifth-Year Option	8/23	CB Gareon Conley	Passed Physical
4/26	RB Marshawn Lynch	Acquired via Trade (Sea.)	8/29	OL Kareem Are	Waived
5/5	CB Breon Borders	Signed as FA	9/2	RB George Atkinson III	Waived
5/5	DT Paul Boyette	Signed as FA	9/2	CB Breon Borders	Waived
5/5	T Chauncey Briggs	Signed as FA	9/2	DT Paul Boyette	Waived
5/5	DE Fadol Brown	Signed as FA	9/2	WR K.J. Brent	Waived
5/5	TE Pharaoh Brown	Signed as FA	9/2	T Chauncey Briggs	Waived
5/5	S Anthony Cioffi	Signed as FA	9/2	DE Fadol Brown	Waived
5/5	WR Keon Hatcher	Signed as FA	9/2	TE Pharaoh Brown	Waived
5/5	CB Chris Humes	Signed as FA	9/2	LB Shilique Calhoun	Waived
5/5	S Rickey Jefferson	Signed as FA	9/2	S Anthony Cioffi	Waived
5/5	LS Anthony Kukwa	Signed as FA	9/2	RB John Crockett	Waived
5/5	LB Nicholas Morrow	Signed as FA	9/2	CB Kenneth Durden	Waived
5/5	G Jordan Simmons	Signed as FA	9/2	LS Andrew East	Waived
5/5	S Ahmad Thomas	Signed as FA	9/2	LB/DE IK Enemkpali	Waived
5/5	DT Jordan Wade	Signed as FA	9/2	LB Najee Harris	Waived
5/5	WR Isaac Whitney	Signed as FA	9/2	WR Keon Hatcher	Waived
5/5	LB Xavier Woodson-Luster	Signed as FA	9/2	TE Gabe Holmes	Waived
5/5	WR Ishmael Zamora	Signed as FA	9/2	RB Elijah Hood	Waived
5/8	DE Chris Casher	Signed as FA	9/2	CB Chris Humes	Waived
5/8	LB Najee Harris	Signed as FA	9/2	DL Branden Jackson	Waived
5/8	LB LaTroy Lewis	Signed as FA	9/2	S Rickey Jefferson	Waived
5/8	LB Dwayne Norman	Waived	9/2	LB/DE Rufus Johnson	Waived
5/8	S Ahmad Thomas	Waived	9/2	LB LaTroy Lewis	Waived
5/8	DT Jordan Wade	Waived	9/2	S Marcus McWilson	Waived
5/15	S Marcus McWilson	Signed as FA	9/2	TE Ryan O'Malley	Waived
5/26	DT Treyvon Hester	Signed Rookie Contract	9/2	G Oni Omoile	Waived
5/26	RB Elijah Hood	Signed Rookie Contract	9/2	LB Brady Sheldon	Waived
5/26	LB Marquel Lee	Signed Rookie Contract	9/2	G Ian Silberman	Waived
5/26	S Shalom Luani	Signed Rookie Contract	9/2	G Jordan Simmons	Waived
5/26	T David Sharpe	Signed Rookie Contract	9/2	K Giorgio Tavecchio	Waived
5/26	T Jylan Ware	Signed Rookie Contract	9/2	WR Isaac Whitney	Waived
6/23	QB Derek Carr	Signed Five-Year Extension	9/2	LB X. Woodson-Luster	Waived
6/30	G Gabe Jackson	Signed Five-Year Extension	9/2	WR Ishmael Zamora	Waived
7/5	DT Eddie Vanderdoes	Signed Rookie Contract	9/2	WR Jaydon Mickens	Waived/Injured
7/7	LS Anthony Kukwa	Waived	9/2	LB Ben Heeny	Waived/Non-Football Injury
7/7	LB Anthony Mulumba	Waived	9/2	TE Cooper Helfet	Released
7/7	LB Neiron Ball	Waived/Non-Football Injury	9/2	LB Jelani Jenkins	Placed on Reserve/Injured List
7/14	OL Kareem Are	Signed as FA			
7/14	RB John Crockett	Signed as FA			



# 2017 TRANSACTIONS

Date	Player	Transaction
9/3	CB Breon Borders	Signed to Practice Squad
9/3	DE Fadol Brown	Signed to Practice Squad
9/3	TE Pharaoh Brown	Signed to Practice Squad
9/3	LB Shilique Calhoun	Signed to Practice Squad
9/3	WR Keon Hatcher	Signed to Practice Squad
9/3	RB Elijah Hood	Signed to Practice Squad
9/3	G Jordan Simmons	Signed to Practice Squad
9/3	WR Isaac Whitney	Signed to Practice Squad
9/4	C James Stone	Signed to Practice Squad
9/4	DE Max Valles	Signed to Practice Squad
9/4	WR Jaydon Mickens	Waived from IR List
9/4	LB Jelani Jenkins	Released from IR List
9/5	S Erik Harris	Signed as FA
9/5	LB Xavier Woodson-Luster	Signed as FA
9/5	G/T Denver Kirkland	Placed on Reserve/Injured List
9/5	S Obi Melifonwu	Placed on Reserve/Injured List
9/8	K Giorgio Tavecchio	Signed to Practice Squad
9/8	DE Max Valles	Practice Squad Contract Terminated
9/9	K Giorgio Tavecchio	Signed to Active Roster
9/9	K Sebastian Janikowski	Placed on Reserve/Injured List
9/12	DE Max Valles	Re-signed to Practice Squad
9/28	LB Boseko Lokombo	Signed to Practice Squad
9/28	DE Max Valles	Practice Squad Contract Terminated
10/9	DT Darius Latham	Placed on Reserve/ Suspended List
10/10	CB Demetrius McCray	Signed as FA
10/10	LB Deontae Skinner	Signed to Practice Squad
10/10	LB Boseko Lokombo	Practice Squad Contract Terminated
10/14	LB Shilique Calhoun	Signed to Active Roster
10/14	CB Antonio Hamilton	Placed on Reserve/Injured List
10/16	LB NaVorro Bowman	Signed as FA
10/16	LB Tyrell Adams	Waived
10/17	S Obi Melifonwu	Returned to Practice
10/24	RB Marshawn Lynch	Placed on Reserve/ Suspended List
10/25	RB Elijah Hood	Signed to Active Roster
10/25	DL Jhaustin Thomas	Signed to Practice Squad
10/28	DL Jhaustin Thomas	Practice Squad Contract Terminated
10/30	RB Marshawn Lynch	Reinstated
10/30	RB Elijah Hood	Waived
11/1	RB Elijah Hood	Re-signed to Practice Squad
11/4	S Obi Melifonwu	Activated from Reserve/ Injured - Designated for Return
11/4	CB Demetrius McCray	Waived/Injured
11/6	CB Demetrius McCray	Placed on Reserve/Injured List
11/9	CB Demetrius McCray	Waived from Reserve/Injured
11/13	DT Darius Latham	Reinstated
11/13	CB Gareon Conley	Placed on Reserve/Injured List
11/21	LB Brady Sheldon	Signed to Practice Squad
11/28	CB Antonio Hamilton	Returned to Practice
11/29	WR Michael Crabtree	Placed on Reserve/ Suspended List
11/29	WR Isaac Whitney	Signed to Active Roster
11/29	WR Tevaun Smith	Signed to Practice Squad
12/4	WR Michael Crabtree	Reinstated
12/4	DT Darius Latham	Waived
12/6	DT Darius Latham	Signed to Practice Squad
12/6	WR Tevaun Smith	Practice Squad Contract Terminated
12/13	DT Darius Latham	Signed to Active Roster
12/13	LB Cory James	Placed on Reserve/Injured List
12/13	DL Joby Saint Fleur	Signed to Practice Squad
12/15	CB Antonio Hamilton	Activated from Reserve/ Injured - Designated for Return

12/15	S Obi Melifonwu	Placed on Reserve/Injured List
12/19	S Stefan McClure	Signed to Practice Squad
12/20	C James Stone	Signed to Active Roster
12/20	LB X. Woodson-Luster	Waived
12/21	DL Shakir Soto	Signed to Practice Squad
12/22	LB Brady Sheldon	Signed to Active Roster
12/22	OL Ian Silberman	Signed to Active Roster
12/22	TE Marcus Lucas	Signed to Practice Squad
12/22	G/C Jon Feliciano	Placed on Reserve/Injured List
12/22	T Donald Penn	Placed on Reserve/Injured List
12/23	TE Pharaoh Brown	Signed to Active Roster
12/23	TE Clive Walford	Placed on Reserve/Injured List

## By Player

### Adams, Tyrell - LB

- Waived (10/16)

### Are, Kareem - OL

- Signed as FA (7/14)
- Waived (9/2)

### Atkinson III, George - RB

- Claimed via Waivers (Cle.) (7/29)
- Waived (9/2)

### Autry, Denico - DL

- Re-signed as Restricted FA (4/17)

### Ball, Neiron - LB

- Waived/Non-Football Injury (7/7)

### Bean, Jimmy - DE

- Signed as Reserve/Future FA (1/9)
- Waived (8/23)

### Borders, Breon - CB

- Signed as FA (5/5)
- Waived (9/2)
- Signed to Practice Squad (9/3)

### Bowman, NaVorro - LB

- Signed as FA (10/16)

### Boyette, Paul - DT

- Signed as FA (5/5)
- Waived (9/2)

### Brent, K.J. - WR

- Signed as Reserve/Future FA (1/9)
- Waived (9/2)

### Briggs, Chauncey - T

- Signed as FA (5/5)
- Waived (9/2)

### Brown, Fadol - DE

- Signed as FA (5/5)
- Waived (9/2)
- Signed to Practice Squad (9/3)

### Brown, Pharaoh - TE

- Signed as FA (5/5)
- Waived (9/2)
- Signed to Practice Squad (9/3)
- Signed to Active Roster (12/23)

### Calhoun, Shilique - LB

- Waived (9/2)
- Signed to Practice Squad (9/3)
- Signed to Active Roster (10/14)

### Carr, Derek - QB

- Signed Five-Year Contract Extension (6/23)

### Casher, Chris - DE

- Signed as FA (5/8)
- Waived (8/4)

### Cherry, Demetrius - DL

- Signed as Reserve/Future FA (1/9)
- Waived (4/10)



# 2017 TRANSACTIONS

**Cioffi, Anthony - S**

- Signed as FA (5/5)
- Waived (9/2)

**Condo, Jon - LS**

- Re-signed as Unrestricted FA (3/20)

**Conley, Gareon - CB**

- Signed Rookie Contract (7/28)
- Placed on Active/Physically Unable to Perform List (7/29)
- Passed Physical (8/29)
- Placed on Reserve/Injured List (11/13)

**Cook, Jared - TE**

- Signed as Unrestricted FA (GB) (3/16)

**Crabtree, Michael - WR**

- Placed on Reserve/Suspended List (11/29)
- Reinstated (12/4)

**Crockett, John - RB**

- Signed as FA (7/14)
- Waived (9/2)

**Del Rio, Jack - Head Coach**

- Signed New Four-Year Contract (2/10)

**Durden, Kenneth - CB**

- Signed as Reserve/Future FA (1/9)
- Waived (9/2)

**East, Andrew - LS**

- Signed as FA (7/28)
- Waived (9/2)

**Edwards Jr., Mario - DE**

- Placed on Active/Non-Football Injury List (7/29)
- Passed Physical (8/3)

**Enemkpali, IK - LB/DE**

- Signed as FA (8/4)
- Waived (9/2)

**Feliciano, Jon - G/C**

- Placed on Active/Physically Unable to Perform List (7/29)
- Passed Physical (8/10)
- Placed on Reserve/Injured List (12/22)

**Hamilton, Antonio - CB**

- Placed on Reserve/Injured List (10/14)
- Returned to Practice (11/28)
- Activated from Reserve/Injured - Designated for Return (12/15)

**Harris, Erik - S**

- Signed as FA (9/5)

**Harris, Najee - LB**

- Signed as FA (5/8)
- Waived (9/2)

**Hatcher, Keon - WR**

- Signed as FA (5/5)
- Waived (9/2)
- Signed to Practice Squad (9/3)

**Heeney, Ben - LB**

- Placed on Active/Non-Football Injury (7/26)
- Waived/Non-Football Injury (9/2)

**Helfet, Cooper - TE**

- Signed as Reserve/Future FA (1/9)
- Placed on Active/Non-Football Injury (7/26)
- Passed Physical (8/21)
- Released (9/2)

**Hester, Treyvon - DT**

- Signed Rookie Contract (5/26)

**Holmes, Gabe - TE**

- Re-signed as Exclusive Rights FA (4/17)
- Waived (9/2)

**Hood, Elijah - RB**

- Signed Rookie Contract (5/26)
- Waived (9/2)
- Signed to Practice Squad (9/3)
- Signed to Active Roster (10/25)
- Waived (10/30)
- Re-signed to Practice Squad (11/1)

**Howard, Austin - T**

- Released (7/28)

**Humes, Chris - CB**

- Signed as FA (5/5)
- Waived (9/2)

**Irvin, Bruce - LB**

- Placed on Active/Non-Football Injury List (7/29)
- Passed Physical (8/3)

**Janikowski, Sebastian - K**

- Placed on Reserve/Injured List (9/9)

**Jackson, Branden - DL**

- Waived (9/2)

**Jackson, Gabe - G**

- Signed Five-Year Contract Extension (6/23)

**James, Cory - LB**

- Placed on Reserve/Injured List (12/13)

**Jefferson, Rickey - S**

- Signed as FA (5/5)
- Waived (9/2)

**Jenkins, Jelani - LB**

- Signed as Unrestricted FA (Mia.) (3/20)
- Placed on Reserve/Injured List (9/2)
- Released from Reserve/Injured List (9/4)

**Johnson, Rufus - LB/DE**

- Signed as FA (8/4)
- Waived (9/2)

**Jones, Taiwan - RB**

- Released (7/28)

**Kirkland, Denver - G**

- Re-signed as Exclusive Rights FA (4/17)
- Placed on Reserve/Injured List (9/5)

**Kukwa, Anthony - LS**

- Signed as FA (5/5)
- Waived (7/7)

**Latham, Darius - DT**

- Placed on Reserve/Suspended List (10/9)
- Reinstated (11/13)
- Waived (12/4)
- Signed to Practice Squad (12/6)
- Signed to Active Roster (12/13)

**Lee, Marquel - LB**

- Signed Rookie Contract (5/26)

**Lewis, LaTroy - LB**

- Signed as FA (5/8)
- Waived (9/2)

**Lokombo, Boseko - LB**

- Signed to Practice Squad (9/28)
- Practice Squad Contract Terminated (10/10)

**Luani, Shalom - S**

- Signed Rookie Contract (5/26)

**Lucas, Marcus - TE**

- Signed to Practice Squad (12/22)

**Lynch, Marshawn - RB**

- Acquired via Trade (Sea.) (4/26)
- Placed on Reserve/Suspended List (10/24)
- Reinstated (10/30)

**Mack, Khalil - DE**

- Exercised Fifth-Year Option (4/20)



# 2017 TRANSACTIONS

## **Manuel, EJ - QB**

- Signed as Unrestricted FA (Buf.) (3/20)

## **McClure, Stefan - S**

- Signed to Practice Squad (12/19)

## **McCray, Demetrius - CB**

- Signed as FA (10/10)
- Waived/Injured (11/4)
- Placed on Reserve/Injured List (11/6)
- Waived from Reserve/Injured List (11/9)

## **McWilson, Marcus - S**

- Signed as FA (5/15)
- Waived (9/2)

## **Melifonwu, Obi - S**

- Signed Rookie Contract (7/26)
- Placed on Reserve/Injured List (9/5)
- Returned to Practice (10/17)
- Activated from Reserve/Injured - Designated for Return (11/4)
- Placed on Reserve/Injured List (12/15)

## **Mickens, Jaydon - WR**

- Signed as Reserve/Future FA (1/9)
- Waived/Injured (9/2)
- Placed on Reserve/Injured List (9/3)
- Waived from Reserve/Injured List (9/4)

## **Morrow, Nicholas - LB**

- Signed as FA (5/5)

## **Mulumba, Andy - LB**

- Signed as Reserve/Future FA (1/2)
- Waived (7/7)

## **Newhouse, Marshall - T**

- Signed as Unrestricted FA (NYG) (3/13)

## **Norman, Dwayne - LB**

- Signed as Reserve/Future FA (1/2)
- Waived (5/8)

## **O'Malley, Ryan - TE**

- Signed as Reserve/Future FA (1/9)
- Waived (9/2)

## **Omoile, Oni - G**

- Signed as Reserve/Future FA (1/9)
- Waived (9/2)

## **Patterson, Cordarelle - WR**

- Signed as Unrestricted FA (Min.) (3/13)

## **Penn, Donald - T**

- Placed on Reserve/Did Not Report List (7/29)
- Reinstated (8/23)
- Placed on Reserve/Injured List (12/22)

## **Roberts, Seth - WR**

- Re-signed as Exclusive Rights FA (4/17)

## **Saint Fleur, Joby - DL**

- Signed to Practice Squad (12/13)

## **Sharpe, David - T**

- Signed Rookie Contract (5/26)

## **Sheldon, Brady - LB**

- Signed as FA (7/14)
- Waived (9/2)
- Signed to Practice Squad (11/21)
- Signed to Active Roster (12/22)

## **Silberman, Ian - G**

- Signed as Reserve/Future FA (1/9)
- Waived (9/2)
- Signed to Active Roster (12/22)

## **Simmons, Jordan - G**

- Signed as FA (5/5)
- Waived (9/2)
- Signed to Practice Squad (9/3)

## **Skinner, Deontae - LB**

- Signed to Practice Squad (10/10)

## **Smith, Tevaun - WR**

- Signed to Practice Squad (11/29)
- Practice Squad Contract Terminated (12/6)

## **Soto, Shakir - DL**

- Signed to Practice Squad (12/21)

## **Stone, James - C**

- Signed to Practice Squad (9/4)
- Signed to Active Roster (12/20)

## **Tavecchio, Giorgio - K**

- Signed as FA (4/19)
- Waived (9/2)
- Signed to Practice Squad (9/8)
- Signed to Active Roster (9/9)

## **Thomas, Ahmad - S**

- Signed as FA (5/5)
- Waived (5/8)

## **Thomas, Jhaustin - DL**

- Signed to Practice Squad (10/25)
- Practice Squad Contract Terminated (10/28)

## **Valles, Max - DE**

- Signed to Practice Squad (9/4)
- Practice Squad Contract Terminated (9/8)
- Re-signed to Practice Squad (9/12)
- Practice Squad Contract Terminated (9/28)

## **Vanderdoes, Eddie - DT**

- Signed Rookie Contract (5/26)

## **Wade, Jordan - DT**

- Signed as FA (5/5)
- Waived (5/8)

## **Walford, Clive - TE**

- Placed on Reserve/Injured List (12/23)

## **Ward, Jihad - DT**

- Placed on Active/Physically Unable to Perform List (7/29)
- Passed Physical (8/21)

## **Ware, Jylan - T**

- Signed Rookie Contract (5/26)

## **Whitney, Isaac - WR**

- Signed as FA (5/5)
- Waived (9/2)
- Signed to Practice Squad (9/3)
- Signed to Active Roster (11/29)

## **Williams, Dan - DT**

- Released (4/18)

## **Woodson-Luster, Xavier - LB**

- Signed as FA (5/5)
- Waived (9/2)
- Signed as FA (9/5)
- Waived (12/20)

## **Zamora, Ishmael - WR**

- Signed as FA (5/5)
- Waived (9/2)





# COACHES/MISCELLANEOUS INFO

## 2017 COACHES

**Jack Del Rio**, Head Coach  
**Sam Anno**, Defensive Assistant  
**Todd Downing**, Offensive Coordinator  
**Darryl Eto**, Assistant Strength and Conditioning  
**Jethro Franklin**, Defensive Line  
**Hugh Fullagar**, Strength and Conditioning Assistant/Performance Analyst  
**Joe Gomes**, Head Strength and Conditioning  
**Tim Holt**, Assistant Offensive Line  
**Nick Holz**, Assistant Wide Receivers  
**Bobby Johnson**, Tight Ends  
**Wes Miller**, Strength and Conditioning Assistant  
**Rob Moore**, Wide Receivers  
**John Pagano**, Assistant Head Coach - Defense  
**Bernie Parmalee**, Running Backs  
**Jake Peetz**, Quarterbacks  
**Brad Seely**, Special Teams Coordinator  
**Tracy Smith**, Assistant Special Teams  
**Travis Smith**, Outside Linebackers  
**Sal Sunseri**, Linebackers  
**Mike Tice**, Offensive Line  
**Nate Tice**, Quality Control - Offense  
**Brent Vieselmeyer**, Safeties  
**Rod Woodson**, Cornerbacks

## COACHING BREAKDOWN

Coach	NFL seasons	Raiders seasons
Jack Del Rio	21	3
Sam Anno	3	3
Todd Downing	17	3
Darryl Eto	3	3
Jethro Franklin	12	3
Hugh Fullagar	1	1
Joe Gomes	3	3
Tim Holt	7	3
Nick Holz	6	6
Bobby Johnson	8	3
Wes Miller	3	3
Rob Moore	4	3
John Pagano	22	1
Bernie Parmalee	9	3
Jake Peetz	9	3
Brad Seely	29	3
Tracy Smith	9	3
Travis Smith	6	6
Sal Sunseri	10	3
Mike Tice	21	3
Nate Tice	4	2
Brent Vieselmeyer	3	3
Rod Woodson	4	4
<b>Totals</b>	<b>214</b>	<b>71</b>

## PLAYING BREAKDOWN

Coach	NFL playing seasons
Jack Del Rio	11
Sam Anno	7
Jethro Franklin	1
Rob Moore	12
Bernie Parmalee	9
Mike Tice	14
Rod Woodson	17
<b>Totals</b>	<b>71</b>

## ROSTER BREAKDOWN

**Oldest Raider:** Jon Condo, 36 (born 08/26/81)

**Youngest Raider:** Marquel Lee and David Sharpe, 21 (born 10/21/95)

**Most Seasons as a Raider:** Jon Condo, 11

**Most NFL Seasons:** Jon Condo, 11

**Tallest Raider:** Jylan Ware at 6-foot-7

**Shortest Raider:** Jalen Richard and DeAndré Washington at 5-foot-8

**Former First-Round Draft Picks:** 9


- Amari Cooper (Oak., 2015)
- Michael Crabtree (SF, 2009)
- Bruce Irvin (Sea., 2012)
- Karl Joseph (Oak., 2016)
- Marshawn Lynch (Buf., 2007)
- Khalil Mack (Oak., 2014)
- EJ Manuel (Buf., 2013)
- Reggie Nelson (Jac., 2007)
- Cordarrelle Patterson (Min., 2013)

**Pro Bowlers:** 10

- NaVorro Bowman (2012-13, 2015)
- Derek Carr (2015-16)
- Jon Condo (2009, 2011)
- Amari Cooper (2015-16)
- Rodney Hudson (2016-17)
- Marshawn Lynch (2008, 2011-14)
- Khalil Mack (2015-17)
- Reggie Nelson (2015-16)
- Kelechi Osemele (2017)
- Cordarrelle Patterson (2013, 2016)

**100 and Up:** While **K Sebastian Janikowski** is on the Reserve/Injured List, he is still the senior member on the Raiders roster and is the franchise's all-time leader in games played with 268. He is also the only player in franchise history to appear in 18 seasons for the Silver and Black. Here is a look at the Raiders with at least 100 regular season games played in the NFL:

- Sebastian Janikowski - 268
- Jon Condo - 175
- Donald Penn - 174
- Reggie Nelson - 169
- Marshawn Lynch - 141
- Sean Smith - 136
- Jared Cook - 132
- Michael Crabtree - 124



**RAIDERS**  
**STATISTICS**



# 2017 STATISTICS

## Won 6, Lost 9

09/10	W	26-16	at Tennessee	69,089
09/17	W	45-20	New York Jets	54,729
09/24	L	10-27	at Washington	77,123
10/01	L	10-16	at Denver	76,909
10/08	L	17-30	Baltimore	54,980
10/15	L	16-17	Los Angeles Chargers	54,685
10/19	W	31-30	Kansas City	55,090
10/29	L	14-34	at Buffalo	69,599
11/05	W	27-24	at Miami	65,139
11/19	L	8-33	New England	77,357
11/26	W	21-14	Denver	54,994
12/03	W	24-17	New York Giants	54,994
12/10	L	15-26	at Kansas City	74,461
12/17	L	17-20	Dallas	55,372
12/25	L	10-19	at Philadelphia	69,596
12/31			at Los Angeles Chargers	

	RAIDERS	OPPONENT						
<b>Total First Downs</b>	<b>273</b>	<b>278</b>						
Rushing	72	84						
Passing	171	172						
Penalty	30	22						
3rd Down: Made/Att	78/193	81/202						
3rd Down Pct.	40.4%	40.1%						
4th Down: Made/Att	8/21	7/9						
4th Down Pct.	38.1%	77.8%						
<b>Possession Avg.</b>	<b>29:02</b>	<b>30:58</b>						
<b>Total Net Yards</b>	<b>4849</b>	<b>5106</b>						
Avg. Per Game	323.3	340.4						
Total Plays	899	926						
Avg. Per Play	5.4	5.5						
<b>Net Yards Rushing</b>	<b>1449</b>	<b>1628</b>						
Avg. Per Game	96.6	108.5						
Total Rushes	347	403						
<b>Net Yards Passing</b>	<b>3400</b>	<b>3478</b>						
Avg. Per Game	226.7	231.9						
Sacked/Yards Lost	22/118	30/181						
Gross Yards	3518	3659						
Attempts/Completions	530/328	493/333						
Completion Pct.	61.9%	67.5%						
Had Intercepted	13	5						
<b>Punts/Average</b>	<b>66/47.5</b>	<b>68/44.7</b>						
<b>Net Punting Avg.</b>	<b>42.6</b>	<b>41.9</b>						
<b>Penalties/Yards</b>	<b>108/924</b>	<b>95/879</b>						
<b>Fumbles/Ball Lost</b>	<b>31/13</b>	<b>18/9</b>						
<b>Touchdowns</b>	<b>35</b>	<b>35</b>						
Rushing	13	11						
Passing	22	21						
Returns	0	3						
<b>Score By Periods</b>	<b>Q1</b>	<b>Q2</b>	<b>Q3</b>	<b>Q4</b>	<b>OT</b>	<b>Pts</b>		
Team	55	71	58	107	0	291		
Opponents	75	100	75	93	0	343		
<b>Scoring</b>	<b>TD</b>	<b>Ru</b>	<b>Pa</b>	<b>Rt</b>	<b>PAT</b>	<b>FG</b>	<b>2Pt</b>	<b>Pts</b>
G.Tavecchio	0	0	0	0	32/33	15/20	0	77
M.Crabtree	8	0	8	0	0/0	0/0	2	52
M.Lynch	7	7	0	0	0/0	0/0	0	42
A.Cooper	6	0	6	0	0/0	0/0	0	36
J.Holton	3	0	3	0	0/0	0/0	0	18
D.Washington	3	2	1	0	0/0	0/0	0	18
J.Richard	2	1	1	0	0/0	0/0	0	12
J.Cook	2	0	2	0	0/0	0/0	0	12
C.Patterson	2	2	0	0	0/0	0/0	0	12
S.Roberts	1	0	1	0	0/0	0/0	0	6
J.Olawale	1	1	0	0	0/0	0/0	0	6
<b>Team</b>	<b>35</b>	<b>13</b>	<b>22</b>	<b>0</b>	<b>32/33</b>	<b>15/20</b>	<b>2</b>	<b>291</b>
<b>Opponents</b>	<b>35</b>	<b>11</b>	<b>21</b>	<b>3</b>	<b>32/33</b>	<b>33/38</b>	<b>1</b>	<b>343</b>

2-Pt. Conversions: Team 2/ 2, Opponents: 1/ 2

Sacks: K.Mack 10.5, B.Irvin 7.5, D.Autry 5.0, M.Edwards 3.5, J.Ward 1.0, K.Joseph 1.0, N.Bowman 1.0, J.Ellis 0.5 Team: 30.0, Opponents: 22.0

Passing	Att	Cmp	Yds	Cmp%	Yds/Att	TD	TD%	Int	Int%	Long	Sack	Lost	Rating
D.Carr	487	304	3253	62.4%	6.7	21	4.3%	12	2.5%	64t	18/	89	86.0
E.Manuel	43	24	265	55.8%	6.2	1	2.3%	1	2.3%	41t	4/	29	72.3
<b>Team</b>	<b>530</b>	<b>328</b>	<b>3518</b>	<b>61.9%</b>	<b>6.6</b>	<b>22</b>	<b>4.2%</b>	<b>13</b>	<b>2.5%</b>	<b>64t</b>	<b>22/</b>	<b>118</b>	<b>84.9</b>
<b>Opponents</b>	<b>493</b>	<b>333</b>	<b>3659</b>	<b>67.5%</b>	<b>7.4</b>	<b>21</b>	<b>4.3%</b>	<b>5</b>	<b>1.0%</b>	<b>74</b>	<b>30/</b>	<b>181</b>	<b>99.3</b>

Rushing	No.	Yds	Avg	Long	TD			
M.Lynch	188	790	4.2	51t	7			
J.Richard	56	275	4.9	52t	1			
D.Washington	55	150	2.7	11	2			
C.Patterson	13	121	9.3	47t	2			
D.Carr	21	65	3.1	32	0			
J.Olawale	9	43	4.8	11	1			
E.Manuel	2	15	7.5	10	0			
A.Cooper	1	4	4.0	4	0			
M.King	2	-14	-7.0	-3	0			
<b>Team</b>	<b>347</b>	<b>1449</b>	<b>4.2</b>	<b>52t</b>	<b>13</b>			
<b>Opponents</b>	<b>403</b>	<b>1628</b>	<b>4.0</b>	<b>48t</b>	<b>11</b>			
Receiving	No.	Yds	Avg	Long	TD			
M.Crabtree	56	601	10.7	41t	8			
J.Cook	51	653	12.8	35	2			
A.Cooper	45	565	12.6	63t	6			
S.Roberts	38	407	10.7	29	1			
D.Washington	32	197	6.2	15	1			
C.Patterson	30	305	10.2	59	0			
J.Richard	26	250	9.6	39	1			
M.Lynch	18	133	7.4	25	0			
J.Holton	9	218	24.2	64t	3			
C.Walford	9	80	8.9	26	0			
L.Smith	8	76	9.5	21	0			
J.Olawale	6	33	5.5	9	0			
<b>Team</b>	<b>328</b>	<b>3518</b>	<b>10.7</b>	<b>64t</b>	<b>22</b>			
<b>Opponents</b>	<b>333</b>	<b>3659</b>	<b>11.0</b>	<b>74</b>	<b>21</b>			
Interceptions	No.	Yds	Avg	Long	TD			
S.Smith	2	8	4.0	8	0			
R.Nelson	1	3	3.0	3	0			
N.Bowman	1	0	0.0	0	0			
K.Joseph	1	-1	-1.0	-1	0			
<b>Team</b>	<b>5</b>	<b>10</b>	<b>2.0</b>	<b>8</b>	<b>0</b>			
<b>Opponents</b>	<b>13</b>	<b>73</b>	<b>5.6</b>	<b>22</b>	<b>0</b>			
Punting	No	Yds	Avg	Net	TB	In	Lg	B
M.King	66	3134	47.5	42.6	6	27	65	0
<b>Team</b>	<b>66</b>	<b>3134</b>	<b>47.5</b>	<b>42.6</b>	<b>6</b>	<b>27</b>	<b>65</b>	<b>0</b>
<b>Opponents</b>	<b>68</b>	<b>3042</b>	<b>44.7</b>	<b>41.9</b>	<b>2</b>	<b>27</b>	<b>69</b>	<b>0</b>
Punt Returns	Ret	FC	Yds	Avg	Long	TD		
J.Richard	26	13	155	6.0	19	0		
T.Carrie	0	7	0	0	0	0		
<b>Team</b>	<b>26</b>	<b>20</b>	<b>155</b>	<b>6.0</b>	<b>19</b>	<b>0</b>		
<b>Opponents</b>	<b>32</b>	<b>13</b>	<b>205</b>	<b>6.4</b>	<b>29</b>	<b>0</b>		
Kickoff Returns	No.	Yds	Avg	Long	TD			
C.Patterson	18	509	28.3	49	0			
J.Richard	8	90	11.3	17	0			
D.Washington	5	86	17.2	26	0			
J.Feliciano	1	15	15.0	15	0			
J.Olawale	1	9	9.0	9	0			
<b>Team</b>	<b>33</b>	<b>709</b>	<b>21.5</b>	<b>49</b>	<b>0</b>			
<b>Opponents</b>	<b>15</b>	<b>298</b>	<b>19.9</b>	<b>40</b>	<b>0</b>			
Field Goals	1-19	20-29	30-39	40-49	50+			
G.Tavecchio	0/0	5/5	5/7	2/4	3/4			
<b>Team</b>	<b>0/0</b>	<b>5/5</b>	<b>5/7</b>	<b>2/4</b>	<b>3/4</b>			
<b>Opponents</b>	<b>1/1</b>	<b>9/10</b>	<b>7/8</b>	<b>10/11</b>	<b>6/8</b>			

Fumbles Lost: J.Richard 3, S.Roberts 2, D.Carr 2, J.Holton 2, D.Washington 1, M.Lynch 1, J.Cook 1, M.Newhouse 1 Total: 13

Opponent Fumble Recoveries: T.Carrie 2, J.Cowser 2, J.Holton 1, K.Joseph 1, N.Bowman 1, D.Amerson 1, K.Mack 1 Total: 9



# DEFENSE/SPECIAL TEAMS STATS

## DEFENSE

Player	TACKLES				INTERCEPTIONS					FUMBLES			
	Total	Solo	Asst.	Sk.	Yds.	No.	Yds.	Lg.	TD	PD	FF	FR	Yds.
Reggie Nelson	89	67	22	0.0	0.0	1	3	3	0	5	1	0	0
TJ Carrie	85	73	12	0.0	0.0	0	0	-	0	8	0	2	0
NaVorro Bowman	84	59	25	1.0	4.0	1	0	0	0	4	0	1	0
Khalil Mack	81	60	21	10.5	75.5	0	0	-	0	5	1	1	0
Karl Joseph	80	60	20	1.0	7.0	1	-1	-1	0	5	1	1	0
Cory James	67	45	22	0.0	0.0	0	0	-	0	2	1	0	0
Bruce Irvin	60	45	15	7.5	27.0	0	0	-	0	3	2	0	0
Nicholas Morrow	57	42	15	0.0	0.0	0	0	-	0	3	1	0	0
Justin Ellis	40	29	11	0.5	0.5	0	0	-	0	0	0	0	0
Dexter McDonald	41	34	7	0.0	0.0	0	0	-	0	9	1	0	0
Sean Smith	32	28	4	0.0	0.0	2	8	8	0	4	0	0	0
Denico Autry	31	19	12	5.0	43.5	0	0	-	0	7	0	0	0
Marquel Lee	25	18	7	0.0	0.0	0	0	-	0	0	0	0	0
Eddie Vanderdoes	25	14	11	0.0	0.0	0	0	-	0	0	0	0	0
Mario Edwards Jr.	22	14	8	3.5	14.5	0	0	-	0	0	0	0	0
Tyrell Adams	21	13	8	0.0	0.0	0	0	-	0	0	0	0	0
James Cowser	20	17	3	0.0	0.0	0	0	-	0	0	1	1	0
Treyvon Hester	20	12	8	0.0	0.0	0	0	-	0	0	0	0	0
David Amerson	17	13	4	0.0	0.0	0	0	-	0	4	0	1	0
Shalom Luani	14	9	5	0.0	0.0	0	0	-	0	1	0	0	0
Gareon Conley	12	8	4	0.0	0.0	0	0	-	0	3	0	0	0
X. Woodson-Luster	7	5	2	0.0	0.0	0	0	-	0	0	0	0	0
Darius Latham	7	3	4	0.0	0.0	0	0	-	0	0	0	0	0
Obi Melifonwu	6	6	0	0.0	0.0	0	0	-	0	0	0	0	0
Keith McGill II	2	2	0	0.0	0.0	0	0	-	0	0	0	0	0
Shilique Calhoun	2	2	0	0.0	0.0	0	0	-	0	0	0	0	0
Jihad Ward	2	2	0	1.0	9.0	0	0	-	0	0	0	0	0
Antonio Hamilton	1	1	0	0.0	0.0	0	0	-	0	0	0	0	0
<b>Totals</b>	<b>950</b>	<b>700</b>	<b>250</b>	<b>30.0</b>	<b>156.0</b>	<b>5</b>	<b>10</b>	<b>8</b>	<b>0</b>	<b>13</b>	<b>9</b>	<b>7</b>	<b>0</b>

## SPECIAL TEAMS

Player	Total	Solo	Asst.	FF	FR	Blk
Erik Harris	5	4	1	0	0	0
Cordarrelle Patterson	4	3	1	0	1	0
X. Woodson-Luster	4	1	3	0	0	0
Tyrell Adams	3	3	0	0	0	0
James Cowser	3	2	1	0	0	0
Johny Holton	5	3	2	0	1	0
Keith McGill II	3	3	0	0	2	0
Jamize Olawale	3	1	2	0	0	0
Antonio Hamilton	2	2	0	0	0	0
Marquette King	2	2	0	0	0	0
Marquel Lee	3	3	0	0	0	0
Shalom Luani	2	2	0	0	0	0
Nicholas Morrow	3	3	0	0	0	0
DeAndré Washington	2	2	0	0	0	0
Jon Condo	1	1	0	0	0	0
Karl Joseph	1	1	0	0	0	0
Demetrius McCray	1	1	0	0	0	0
Obi Melifonwu	1	1	0	0	0	0
Shilique Calhoun	2	0	2	0	0	0
Jalen Richard	0	0	0	0	2	0
<b>Totals</b>	<b>50</b>	<b>38</b>	<b>12</b>	<b>0</b>	<b>6</b>	<b>0</b>

## MISCELLANEOUS TACKLES

Player	Tkl	FF	FR
Amari Cooper	3	0	0
Jared Cook	2	0	0
Michael Crabtree	2	0	1
Lee Smith	2	0	0
DeAndré Washington	2	0	2
Jon Feliciano	1	0	0
Johnny Holton	1	0	0
Rodney Hudson	1	0	1
Marshawn Lynch	1	0	0
Donald Penn	1	0	0
Seth Roberts	1	0	0
David Sharpe	1	0	0
Derek Carr	0	0	1
Marshall Newhouse	0	0	1
Jamize Olawale	0	0	1
Jalen Richard	0	0	1
<b>Totals</b>	<b>18</b>	<b>0</b>	<b>8</b>

## DEFENSIVE SCORING

Player	TD	Int Ret	Fum Ret	Safeties
<b>Totals</b>	<b>0</b>	<b>0</b>	<b>0</b>	<b>0</b>

## DEFENSIVE TOUCHDOWNS

None



# GAME-BY-GAME STARTERS/INACTIVES

## OFFENSE

	WR	LT	LG	C	RG	RT	TE	WR	QB	RB	FB	3WR/2TE	OTHER
9/10 at Ten.	M.Crabtree	D.Penn	K.Osemele	R.Hudson	G.Jackson	M.Newhouse	J.Cook	A.Cooper	D.Carr	M.Lynch	-	L.Smith	-
9/17 vs. NYJ	M.Crabtree	D.Penn	K.Osemele	R.Hudson	G.Jackson	M.Newhouse	J.Cook	A.Cooper	D.Carr	M.Lynch	-	L.Smith	-
9/24 at Was.	M.Crabtree	D.Penn	K.Osemele	R.Hudson	G.Jackson	M.Newhouse	J.Cook	A.Cooper	D.Carr	M.Lynch	-	L.Smith	-
10/1 at Den.	S.Roberts	D.Penn	K.Osemele	R.Hudson	G.Jackson	M.Newhouse	J.Cook	A.Cooper	D.Carr	M.Lynch	-	L.Smith	-
10/8 vs. Bal.	M.Crabtree	D.Penn	K.Osemele	R.Hudson	J.Feliciano	M.Newhouse	J.Cook	A.Cooper	E.Manuel	M.Lynch	-	S.Roberts	-
10/15 vs. LAC	M.Crabtree	D.Penn	K.Osemele	R.Hudson	G.Jackson	M.Newhouse	J.Cook	A.Cooper	D.Carr	M.Lynch	-	S.Roberts	-
10/19 vs. KC	M.Crabtree	D.Penn	K.Osemele	R.Hudson	G.Jackson	V.Alexander	J.Cook	A.Cooper	D.Carr	M.Lynch	-	S.Roberts	-
10/29 at Buf.	M.Crabtree	D.Penn	K.Osemele	R.Hudson	G.Jackson	V.Alexander	J.Cook	A.Cooper	D.Carr	J.Richard	-	C.Patterson	-
11/5 at Mia.	M.Crabtree	D.Penn	K.Osemele	R.Hudson	G.Jackson	M.Newhouse	J.Cook	A.Cooper	D.Carr	M.Lynch	-	L.Smith	-
11/19 vs. NE	M.Crabtree	D.Penn	K.Osemele	R.Hudson	G.Jackson	V.Alexander	J.Cook	A.Cooper	D.Carr	M.Lynch	-	S.Roberts	-
11/26 vs. Den.	M.Crabtree	D.Penn	K.Osemele	R.Hudson	G.Jackson	M.Newhouse	J.Cook	A.Cooper	D.Carr	M.Lynch	-	S.Roberts	-
12/3 vs. NYG	S.Roberts	D.Penn	K.Osemele	R.Hudson	G.Jackson	M.Newhouse	J.Cook	A.Cooper	D.Carr	M.Lynch	-	J.Holton	-
12/10 at KC	M.Crabtree	D.Penn	K.Osemele	R.Hudson	G.Jackson	M.Newhouse	J.Cook	C.Patterson	D.Carr	M.Lynch	-	L.Smith	-
12/17 at Dal.	M.Crabtree	D.Penn	K.Osemele	R.Hudson	G.Jackson	M.Newhouse	J.Cook	A.Cooper	D.Carr	M.Lynch	-	L.Smith	V.Alexander
12/25 at Phi.	M.Crabtree	D.Penn	K.Osemele	R.Hudson	G.Jackson	M.Newhouse	J.Cook	-	D.Carr	M.Lynch	-	L.Smith	V.Alexander
12/31 at LAC	M.Crabtree	D.Penn	K.Osemele	R.Hudson	G.Jackson	M.Newhouse	J.Cook	-	D.Carr	M.Lynch	-	L.Smith	V.Alexander

## DEFENSE

	DE	DT	NT	DE	SLB	MLB	WLB	LCB	RCB	FS	SS	CB	OTHER
9/10 at Ten.	M.Edwards	E.Vanderdoes	J.Ellis	K.Mack	B.Irvin	M.Lee	C.James	D.Amerson	S.Smith	R.Nelson	K.Joseph	-	-
9/17 vs. NYJ	M.Edwards	E.Vanderdoes	J.Ellis	K.Mack	B.Irvin	M.Lee	C.James	D.Amerson	T.Carrie	R.Nelson	K.Joseph	-	-
9/24 at Was.	M.Edwards	E.Vanderdoes	J.Ellis	K.Mack	B.Irvin	M.Lee	C.James	D.Amerson	T.Carrie	R.Nelson	K.Joseph	-	-
10/1 at Den.	M.Edwards	E.Vanderdoes	J.Ellis	K.Mack	B.Irvin	M.Lee	C.James	D.Amerson	T.Carrie	R.Nelson	K.Joseph	-	-
10/8 vs. Bal.	M.Edwards	E.Vanderdoes	J.Ellis	K.Mack	B.Irvin	M.Lee	C.James	D.Amerson	T.Carrie	R.Nelson	K.Joseph	-	-
10/15 vs. LAC	M.Edwards	E.Vanderdoes	J.Ellis	K.Mack	B.Irvin	N.Morrow	-	D.Amerson	D.McDonald	R.Nelson	K.Joseph	T.Carrie	-
10/19 vs. KC	M.Edwards	E.Vanderdoes	J.Ellis	K.Mack	B.Irvin	N.Bowman	N.Morrow	D.Amerson	T.Carrie	R.Nelson	K.Joseph	-	-
10/29 at Buf.	M.Edwards	E.Vanderdoes	J.Ellis	K.Mack	B.Irvin	N.Bowman	C.James	D.McDonald	T.Carrie	R.Nelson	S.Luani	-	-
11/5 at Mia.	M.Edwards	E.Vanderdoes	J.Ellis	K.Mack	B.Irvin	N.Bowman	C.James	D.McDonald	T.Carrie	R.Nelson	K.Joseph	-	-
11/19 vs. NE	M.Edwards	E.Vanderdoes	J.Ellis	K.Mack	B.Irvin	N.Bowman	C.James	O.Melifonwu	T.Carrie	R.Nelson	K.Joseph	-	-
11/26 vs. Den.	M.Edwards	E.Vanderdoes	J.Ellis	K.Mack	B.Irvin	N.Bowman	C.James	S.Smith	T.Carrie	R.Nelson	K.Joseph	-	-
12/3 vs. NYG	M.Edwards	E.Vanderdoes	J.Ellis	K.Mack	B.Irvin	N.Bowman	N.Morrow	S.Smith	T.Carrie	R.Nelson	K.Joseph	-	-
12/10 at KC	M.Edwards	-	D.Autry	K.Mack	B.Irvin	N.Bowman	N.Morrow	S.Smith	T.Carrie	R.Nelson	K.Joseph	D.McDonald	-
12/17 at Dal.	J.Ward	T.Hester	J.Ellis	K.Mack	B.Irvin	N.Bowman	M.Lee	S.Smith	T.Carrie	R.Nelson	K.Joseph	-	-
12/25 at Phi.	D.Autry	E.Vanderdoes	J.Ellis	K.Mack	B.Irvin	N.Bowman	-	S.Smith	T.Carrie	R.Nelson	K.Joseph	D.McDonald	-
12/31 at LAC	D.Autry	E.Vanderdoes	J.Ellis	K.Mack	B.Irvin	N.Bowman	-	S.Smith	T.Carrie	R.Nelson	K.Joseph	D.McDonald	-

## INACTIVES

**9/10 at Ten.:** C.Cook, G.Conley, K.McGill, J.Olawale, J.Ware, D.Sharpe, D.Latham  
**9/17 vs. NYJ:** C.Cook, S.Smith, K.McGill, J.Olawale, J.Ware, D.Sharpe, D.Latham  
**9/24 at Was.:** C.Cook, D.McDonald, E.Harris, J.Ware, D.Sharpe, D.Latham, J.Ward  
**10/1 at Den.:** C.Cook, M.Crabtree, G.Conley, K.McGill, J.Ware, D.Sharpe, D.Latham  
**10/8 vs. Bal.:** D.Carr, G.Conley, D.Amerson, D.Washington, G.Jackson, J.Ware, J.Ward  
**10/15 vs. LAC:** C.Cook, G.Conley, J.Olawale, M.Lee, J.Ware, D.Sharpe, J.Ward  
**10/19 vs. KC:** C.Cook, G.Conley, M.Lee, C.James, J.Ware, M.Newhouse, J.Ward  
**10/29 at Buf.:** C.Cook, G.Conley, M.Lee, D.Amerson, K.Joseph, J.Ware, D.Sharpe

**11/5 at Mia.:** C.Cook, G.Conley, D.Amerson, J.Olawale, J.Ware, D.Sharpe, J.Ward  
**11/19 vs. NYJ:** C.Cook, D.Amerson, J.Ware, M.Newhouse, D.Latham, S.Calhoun, J.Ward  
**11/26 vs. Den.:** C.Cook, D.Amerson, J.Ware, D.Sharpe, D.Latham, S.Calhoun, J.Ward  
**12/3 vs. NYG:** C.Cook, D.Amerson, C.James, J.Ware, D.Latham, A.Cooper, J.Ward  
**12/10 at KC:** C.Cook, I.Whitney, D.Amerson, C.James, J.Ware, J.Feliciano, J.Ward  
**12/17 at Dal.:** C.Cook, D.Amerson, J.Ware, D.Sharpe, C.Walford, A.Cooper, M.Edwards  
**12/25 at Phi.:** C.Cook, I.Whitney, D.Amerson, I.Silberman, J.Ware, T.Hester, M.Edwards  
**12/31 at LAC:**



# TEAM STATS - RAIDERS

	9/10 at Ten.	9/17 vs. NYJ	9/24 at Was.	10/1 at Den.	10/8 vs. Bal.	10/15 vs. LAC	10/19 vs. KC	10/29 at Buf.	11/5 at Mia.	11/19 vs. NE	11/26 vs. Den.	12/3 vs. NYG	12/10 at KC	12/17 vs. Dal.	12/25 at Phi.	12/31 at LAC	Totals
<b>Score by Qtr.</b>																	
1st Qtr.	7	7	0	0	3	7	14	7	3	0	0	7	0	0	0	0	55
2nd Qtr.	6	14	0	7	3	0	0	0	10	0	14	3	0	0	7	71	
3rd Qtr.	3	7	7	0	7	0	7	0	7	0	0	0	0	10	3	58	
4th Qtr.	10	17	3	3	0	6	10	7	7	8	7	14	15	7	0	107	
OT	-	-	-	-	-	-	-	-	-	-	-	-	-	-	-	-	-
<b>First Downs</b>																	
Total	22	21	7	11	15	15	32	23	20	21	21	18	15	19	13	273	
Rush	5	6	2	1	7	6	3	4	4	7	6	5	3	7	6	72	
Pass	16	13	3	10	8	7	23	17	14	13	10	13	10	10	4	171	
Penalties	1	2	2	0	0	2	6	2	2	1	5	0	2	2	3	30	
<b>Third Downs</b>																	
Conversions	5	8	0	2	6	6	6	3	8	7	5	6	5	8	3	78	
Attempts	12	12	11	12	12	12	13	10	15	15	13	15	13	15	13	193	
<b>Fourth Downs</b>																	
Conversions	1	0	1	0	0	0	1	1	0	2	0	1	1	0	0	8	
Attempts	1	0	2	3	1	1	1	2	0	4	0	3	1	0	2	21	
<b>Total Offense</b>																	
Plays	63	55	48	53	54	53	73	63	58	71	63	66	55	61	63	899	
Yards	359	410	128	254	245	274	505	367	379	344	348	401	268	293	274	4,849	
Average	5.7	7.5	2.7	4.8	4.5	5.2	6.9	5.8	6.5	4.8	5.5	6.1	4.9	4.8	4.3	5.4	
<b>Net Rushing</b>																	
Attempts	29	27	13	15	25	22	21	14	27	21	37	29	11	23	33	347	
Yards	109	180	32	24	108	109	88	54	84	109	104	119	70	122	137	1,449	
Touchdowns	0	3	0	0	1	1	1	1	2	0	1	2	1	0	0	13	
<b>Net Passing</b>																	
Attempts	32	28	31	35	26	30	52	49	30	49	24	36	41	38	29	530	
Completions	22	23	19	21	13	21	29	31	21	28	18	22	24	21	15	328	
Yards	262	230	118	249	159	171	417	313	295	237	253	282	198	171	140	3,400	
Touchdowns	2	3	1	1	1	1	3	1	1	1	2	1	1	2	1	22	
Interceptions	0	0	2	1	0	2	0	2	1	1	0	0	2	0	2	13	
Sacked	2	0	4	3	3	1	0	0	1	1	2	1	3	0	1	22	
<b>Punts</b>																	
Number	3	3	7	6	4	4	3	4	3	3	6	4	7	4	5	66	
Gross Average	52.7	55.3	52.7	51.0	49.3	56.5	48.7	38.3	46.7	45.7	43.5	50.0	40.9	45.5	41.4	47.5	
Net Average	44.3	51.7	49.4	44.7	39.5	55.0	44.3	34.0	45.0	32.3	42.2	42.5	35.6	41.8	37.8	42.6	
<b>Penalties</b>																	
Number	5	9	4	7	3	5	10	6	10	8	7	6	7	14	7	108	
Yards	49	79	35	75	24	40	97	50	105	66	68	42	39	105	50	924	
<b>Fumbles</b>																	
Number	3	1	1	0	1	3	0	4	3	1	1	4	1	4	4	31	
Lost	0	0	1	0	1	0	0	2	1	1	1	1	1	1	3	13	
<b>Two-Point Conv.</b>																	
Conversions	0	0	0	0	0	0	0	0	0	1	0	0	1	0	0	2	
Attempts	0	0	0	0	0	0	0	0	0	1	0	0	1	0	0	2	
<b>Time of Possession</b>	31:39	31:02	21:54	27:03	26:17	27:57	29:24	24:23	30:56	32:23	35:54	31:19	23:20	27:40	34:21	29:02	



# TEAM STATS - OPPONENTS

	9/10 at Ten.	9/17 vs. NYJ	9/24 at Was.	10/1 at Den.	10/8 vs. Bal.	10/15 vs. LAC	10/19 vs. KC	10/29 at Buf.	11/5 at Mia.	11/19 vs. NE	11/26 vs. Den.	12/3 vs. NYG	12/10 at KC	12/17 vs. Dal.	12/25 at Phi.	12/31 at LAC	Totals
<b>Score by Qtr.</b>																	
1st Qtr.	7	0	7	10	14	0	10	0	0	7	0	7	3	3	7	7	75
2nd Qtr.	3	10	7	0	10	7	10	14	9	10	0	0	13	7	0	0	100
3rd Qtr.	3	3	7	6	0	0	10	6	7	13	0	0	10	7	3	3	75
4th Qtr.	3	7	6	0	6	10	0	14	8	3	14	10	0	3	9	9	93
OT	-	-	-	-	-	-	-	-	-	-	-	-	-	-	-	-	-
<b>First Downs</b>																	
Total	21	17	18	16	19	20	19	17	23	25	12	15	23	21	12	12	278
Rush	5	6	4	5	11	5	3	8	4	5	1	5	10	9	3	3	84
Pass	15	9	14	10	8	15	15	9	15	16	10	8	12	9	7	7	172
Penalties	1	2	0	1	0	0	1	0	4	4	1	2	1	3	2	2	22
<b>Third Downs</b>																	
Conversions	7	7	7	5	7	6	8	6	5	5	5	5	5	2	1	1	81
Attempts	14	12	15	16	14	14	15	15	12	10	14	14	13	10	14	14	202
<b>Fourth Downs</b>																	
Conversions	0	0	0	0	0	1	0	1	0	0	0	0	0	2	2	2	7
Attempts	0	0	0	0	0	2	0	1	1	0	0	0	0	2	2	2	9
<b>Total Offense</b>																	
Plays	63	54	65	62	65	65	60	64	61	58	57	61	71	60	61	61	926
Yards	350	271	472	298	365	343	425	331	395	420	216	265	408	330	216	216	5,106
Average	5.6	5.0	7.3	4.8	5.6	5.3	7.1	5.2	6.5	7.2	3.8	4.3	5.7	5.5	3.5	5.5	
<b>Net Rushing</b>																	
Attempts	21	25	34	32	39	28	23	37	18	20	17	24	33	31	21	21	403
Yards	95	126	116	143	143	80	94	166	86	89	56	65	165	126	78	78	1,628
Touchdowns	1	0	0	0	1	1	0	1	0	0	0	1	2	2	0	0	9
<b>Net Passing</b>																	
Attempts	41	24	30	26	26	36	36	27	42	37	35	34	34	27	38	38	493
Completions	25	16	25	16	19	25	25	20	34	30	20	21	20	18	19	19	333
Yards	256	166	365	179	222	268	342	165	311	339	190	200	268	204	163	163	3,478
Touchdowns	0	2	3	1	0	1	3	1	3	3	2	1	0	0	1	1	21
Interceptions	0	0	0	0	0	0	0	0	0	0	1	0	1	2	1	1	5
Sacked	1	4	1	4	0	1	1	0	1	1	5	3	4	2	2	2	30
<b>Punts</b>																	
Number	4	3	5	6	3	4	3	5	5	2	8	7	3	2	8	8	68
Gross Average	47.0	39.7	44.2	45.2	39.0	55.8	45.7	45.2	44.2	47.5	44.9	48.4	34.3	43.0	41.8	41.8	44.7
Net Average	40.8	35.3	43.4	43.8	36.7	46.3	45.7	43.0	40.0	47.5	41.8	45.1	34.3	43.0	39.3	39.3	41.9
<b>Penalties</b>																	
Number	5	5	10	6	1	4	8	11	11	2	9	1	7	7	8	8	95
Yards	49	47	77	40	5	32	108	95	107	10	75	5	69	100	60	60	879
<b>Fumbles</b>																	
Number	0	2	2	2	1	1	1	0	2	1	1	2	0	0	3	3	18
Lost	0	2	2	0	0	1	0	0	1	0	0	2	0	0	1	1	9
<b>Two-Point Conv.</b>																	
Conversions	0	0	0	0	0	0	0	0	1	0	0	0	0	0	0	0	1
Attempts	0	0	0	0	0	0	0	0	1	0	0	0	0	0	0	0	1
<b>Time of Possession</b>																	
	28:21	28:58	38:06	32:57	33:43	32:03	30:36	35:37	29:04	27:37	24:06	28:41	36:40	32:20	25:39	32:20	30:58



# RAIDERS SEASON HIGHS

## TEAM

<u>Statistic</u>	<u>High</u>	<u>Date/Opp.</u>
Points	45	9/17 vs. NYJ
Points in a quarter	17 (fourth)	9/17 vs. NYJ
Points in a half	24 (second)	9/17 vs. NYJ
Offensive plays	73	10/19 vs. KC
Yards per play	7.5	9/17 vs. NYJ
First downs	32	10/19 vs. KC
Third down %	67	9/17 vs. NYJ
Total net yards	505	10/19 vs. KC
Net rushing yards	180	9/17 vs. NYJ
Rushing attempts	37	11/26 vs. Den.
Rushing average	6.7	9/17 vs. NYJ
Net passing yards	417	10/19 vs. KC
Completions	31	10/29 at Buf.
Passing attempts	52	10/19 vs. KC
Completion %	82.1	9/17 vs. NYJ
Time of possession	35:54	11/26 vs. Den.
Gross punting	56.5	10/15 vs. LAC
Net punting	55.0	10/15 vs. LAC

## INDIVIDUAL

<u>Statistic</u>	<u>High</u>	<u>Player</u>	<u>Date/Opp.</u>
Points	18	Michael Crabtree	9/17 vs. NYJ
Touchdowns	3	Michael Crabtree	9/17 vs. NYJ
Field goals	4	Giorgio Tavecchio	9/10 at Ten.
Field goal attempts	4	Giorgio Tavecchio	9/10 at Ten.
Longest field goal	53	Giorgio Tavecchio	11/5 at Mia.
Longest FG attempt	53; two times	Last; Giorgio Tavecchio	11/5 at Mia.
Rushing attempts	26	Marshawn Lynch	11/26 vs. Den.
Rushing yards	101	Marshawn Lynch	12/3 at NYG
Rushing average	19.0	Cordarrelle Patterson	9/17 vs. NYJ
Rushing long	52	Jalen Richard	9/17 vs. NYJ
Rushing touchdowns	2	Marshawn Lynch	11/5 at Mia.
Completions	31	Derek Carr	10/29 at Buf.
Attempts	52	Derek Carr	10/19 vs. KC
Completion %	82.1	Derek Carr	9/17 vs. NYJ
Passing yards	417	Derek Carr	10/19 vs. KC
Passing touchdowns	3; two times	Last; Derek Carr	10/19 vs. KC
Passing long	64t	Derek Carr	10/1 at Den.
Yards per attempt	10.5	Derek Carr	11/26 vs. Den.
Receptions	11	Amari Cooper	10/19 vs. KC
Receiving yards	210	Amari Cooper	10/19 vs. KC
Receiving long	64t	Johnny Holton	10/1 at Den.
Rec. touchdowns	3	Michael Crabtree	9/17 vs. NYJ
Tackles	12	Cory James	9/24 at Was.
Sacks	2.0; five times	Last; Khalil Mack	12/17 vs. Dal.
Interceptions	2	Sean Smith	12/17 vs. Dal.
Int. return yards	8	Sean Smith	12/17 vs. Dal.
Kickoff returns	4	Cordarrelle Patterson	12/17 vs. Dal.
Kickoff return yards	103	Cordarrelle Patterson	12/17 vs. Dal.
Punt returns	4; two times	Last; Jalen Richard	12/3 vs. NYG
Punt return yards	29	Jalen Richard	12/3 at NYG
Longest punt	65	Marquette King	9/17 vs. NYJ
Punts inside 20	4; three times	Last; Marquette King	11/26 vs. Den.





# OPPONENT SEASON HIGHS

## TEAM

<u>Statistic</u>	<u>High</u>	<u>Date/Opp.</u>
Points	33	11/19 vs. NE
Points in a quarter	14 (fourth)	Last; 10/29 at Buf.
Points in a half	24 (first)	10/8 vs. Bal.
Offensive plays	71	Last; 12/10 at KC
Yards per play	7.3	9/24 at Was.
First downs	23	Last; 12/10 at KC
Third down %	58	9/17 vs. NYJ
Total net yards	472	9/24 at Was.
Net rushing yards	166	10/29 at Buf.
Rushing attempts	39	10/8 vs. Bal.
Rushing average	5.6	10/8 vs. Bal.
Net passing yards	365	9/24 at Was.
Completions	34	11/5 at Mia.
Passing attempts	42	11/5 at Mia.
Completion %	83.3	9/24 at Was.
Time of possession	38:06	9/24 at Was.
Gross punting	55.8	10/15 vs. LAC
Net punting	46.3	10/15 vs. LAC

## INDIVIDUAL

<u>Statistic</u>	<u>High</u>	<u>Player</u>	<u>Date/Opp.</u>
Points	12; two times	Last; Stephen Gostkowski	11/19 vs. NE
Touchdowns	2	Jermaine Kearse	9/17 vs. NYJ
Field goals	4; two times	Harrison Butker	12/10 at KC
Field goal attempts	4; four times	Harrison Butker	12/10 at KC
Longest field goal	62	Stephen Gostkowski	11/19 vs. NE
Longest FG attempt	62	Stephen Gostkowski	11/19 vs. NE
Rushing attempts	27	LeSean McCoy	10/29 at Buf.
Rushing yards	151	LeSean McCoy	10/29 at Buf.
Rushing average	24.0	Chris Jones	12/17 vs. Dal.
Rushing long	48t	LeSean McCoy	10/29 at Buf.
Rushing touchdowns	1; 11 times	Last; Dak Prescott	12/17 vs. Dal.
Completions	34	Jay Cutler	11/5 at Mia.
Attempts	42	Jay Cutler	11/5 at Mia.
Completion %	83.3	Kirk Cousins	9/24 at Was.
Passing yards	365	Kirk Cousins	9/24 at Was.
Passing touchdowns	3; four times	Last; Tom Brady	11/19 vs. NE
Passing long	74	Kirk Cousins	9/24 at Was.
Yards per attempt	12.2	Kirk Cousins	9/24 at Was.
Receptions	9; two times	Zach Ertz	12/25 at Phi.
Receiving yards	150	Chris Thompson	9/24 at Was.
Receiving long	74	Chris Thompson	9/24 at Was.
Rec. touchdowns	2	Jermaine Kearse	9/17 vs. NYJ
Tackles	11	Trae Elston	10/29 at Buf.
Sacks	1; 16 times	Last; Chris Long	12/25 at Phi.
Interceptions	1; 12 times	Last; Ronald Darby	12/25 at Phi.
Int. return yards	31	Trevor Williams	10/15 vs. LAC
Kickoff returns	2	Jakeem Grant	11/5 at Mia.
Kickoff return yards	47	Jakeem Grant	11/5 at Mia.
Punt returns	5	Isaiah McKenzie	10/1 at Den.
Punt return yards	38	Isaiah McKenzie	10/1 at Den.
Longest punt	69	Brad Wing	12/3 at NYG
Punts inside 20	4	Colton Schmidt	10/29 at Buf.



# BIG PLAYS - RAIDERS

<u>Yards</u>	<u>Description</u>	<u>Date/Opp.</u>	<u>Outcome</u>
64	Johnny Holton touchdown reception from Derek Carr	10/1 at Den.	L, 16-10
63	Amari Cooper touchdown reception from Derek Carr	12/25 at Phi.	L, 19-10
59	Cordarrelle Patterson reception from Derek Carr	12/3 at NYG	W, 24-17
54	Cordarrelle Patterson reception from Derek Carr	11/26 vs. Den.	W, 21-14
52	Jalen Richard touchdown rush	9/17 vs. NYJ	W, 45-20
51	Marshawn Lynch touchdown run	12/3 at NYG	W, 24-17
47	Johnny Holton reception from Derek Carr	11/26 vs. Den.	W, 21-14
47	Cordarrelle Patterson touchdown rush	10/15 vs. LAC	L, 17-16
45	Amari Cooper touchdown reception from Derek Carr	10/19 vs. KC	W, 31-30
44	Johnny Holton touchdown reception from Derek Carr	11/5 at Mia.	W, 27-24
43	Cordarrelle Patterson touchdown rush	9/17 vs. NYJ	W, 45-20
41	Michael Crabtree touchdown reception from EJ Manuel	10/8 vs. Bal.	L, 30-17
40	Michael Crabtree reception from Derek Carr	10/29 at Buf.	L, 34-14
39	Amari Cooper reception from Derek Carr	10/19 vs. KC	W, 31-30
39	Jalen Richard reception from Derek Carr	9/17 vs. NYJ	W, 45-20
38	Amari Cooper touchdown reception from Derek Carr	10/19 vs. KC	W, 31-30
35	Jared Cook reception from Derek Carr	11/5 at Mia.	W, 27-24
34	Jalen Richard rush	12/25 at Phi.	L, 19-10
32	Derek Carr rush	12/17 vs. Dal.	L, 20-17
29	Jared Cook touchdown reception from Derek Carr	12/10 at KC	L, 26-15
29	Seth Roberts reception from Derek Carr	11/5 at Mia.	W, 27-24
28	Seth Roberts reception from Derek Carr	12/17 vs. Dal.	L, 20-17
28	Jared Cook reception from Derek Carr	10/19 vs. KC	W, 31-30
28	Jared Cook reception from EJ Manuel	10/1 at Den.	L, 16-10
27	Marshawn Lynch rush	12/10 at KC	L, 26-15
27	Jared Cook reception from Derek Carr	11/5 at Mia.	W, 27-24
26	Clive Walford reception from Derek Carr	12/3 at NYG	W, 24-17
26	Marshawn Lynch reception from Derek Carr	11/26 vs. Den.	W, 21-14
26	Jared Cook reception from Derek Carr	11/19 at NE	L, 33-8
26	Amari Cooper reception from Derek Carr	11/5 at Mia.	W, 27-24
26	Michael Crabtree touchdown reception from Derek Carr	9/17 vs. NYJ	W, 45-20
26	Michael Crabtree reception from Derek Carr	9/17 vs. NYJ	W, 45-20
25	Marshawn Lynch rush	11/19 at NE	L, 33-8
25	Michael Crabtree reception from Derek Carr	9/10 at Ten.	W, 26-16
24	Jared Cook reception from Derek Carr	10/19 vs. KC	W, 31-30
23	Jalen Richard reception from Derek Carr	12/25 at Phi.	L, 19-10
23	Michael Crabtree touchdown reception from Derek Carr	10/15 vs. LAC	L, 17-16
23	Amari Cooper reception from Derek Carr	9/10 at Ten.	W, 26-16
22	Marshawn Lynch touchdown rush	12/10 at KC	L, 26-15
22	Cordarrelle reception from Derek Carr	11/19 vs. NE	L, 33-8
22	Marshawn Lynch touchdown rush	11/5 at Mia.	W, 27-24
22	Seth Roberts reception from EJ Manuel	10/8 vs. Bal.	L, 30-17
22	Seth Roberts reception from EJ Manuel	10/1 at Den.	L, 16-10
22	Jared Cook reception from Derek Carr	9/10 at Ten.	W, 26-16
21	Marshawn Lynch reception from Derek Carr	12/3 at NYG	W, 24-17
21	Michael Crabtree reception from Derek Carr	10/29 at Buf.	L, 34-14
21	Lee Smith reception from Derek Carr	10/29 at Buf.	L, 34-14
21	Amari Cooper reception from Derek Carr	10/19 vs. KC	W, 31-30
21	Michael Crabtree reception from Derek Carr	9/17 vs. NYJ	W, 45-20
21	Jared Cook touchdown reception from Derek Carr	9/24 at Was.	L, 27-10
20	Seth Roberts reception from Derek Carr	11/26 vs. Den.	W, 21-14
20	Marshawn Lynch reception from Derek Carr	11/26 vs. Den.	W, 21-14
20	Amari Cooper reception from Derek Carr	11/5 at Mia.	W, 27-24
20	Jalen Richard reception from Derek Carr	10/1 at Den.	L, 16-10



# BIG PLAYS - OPPONENTS

<u>Yards</u>	<u>Description</u>	<u>Date/Opp.</u>	<u>Outcome</u>
74	Chris Thompson reception from Kirk Cousins	9/24 at Was.	L, 27-10
64	Brandin Cooks touchdown reception from Tom Brady	11/19 at NE	L, 33-8
64	Tyreek Hill touchdown reception from Alex Smith	10/19 vs. KC	W, 31-30
63	Albert Wilson touchdown reception from Alex Smith	10/19 vs. KC	W, 31-30
54	Mike Wallace reception from Joe Flacco	10/8 vs. Bal.	L, 30-17
52	Brandin Cook reception from Tom Brady	11/19 at NE	L, 33-8
52	Mike Wallace reception from Joe Flacco	10/8 vs. Bal.	L, 30-17
52	Josh Doctson touchdown reception from Kirk Cousins	9/24 at Was.	L, 27-10
48	LeSean McCoy touchdown rush	10/29 at Buf.	L, 34-14
47	Sterling Shepard reception from Geno Smith	12/3 at NYG	W, 24-17
44	Tyreek Hill reception from Alex Smith	12/10 at KC	L, 26-15
42	Kenyan Drake rush	11/5 at Mia.	W, 27-24
40	Dez Bryant reception from Dak Prescott	12/17 vs. Dal.	L, 20-17
40	C.J. Anderson rush	10/1 at Den.	L, 16-10
36	Albert Wilson reception from Alex Smith	12/10 at KC	L, 26-15
36	Andre Holmes reception from Tyrod Taylor	10/29 at Buf.	L, 34-14
34	Austin Traylor reception from Trevor Siemian	11/26 vs. Den.	W, 21-14
34	Kareem Hunt rush	10/19 vs. KC	W, 31-30
34	Hunter Henry reception from Philip Rivers	10/15 vs. LAC	L, 17-16
34	Jermaine Kearse touchdown reception from Josh McCown	9/17 vs. NYJ	W, 45-20
34	Matt Forte reception from Josh McCown	9/17 vs. NYJ	W, 45-20
33	Demarcus Robinson reception from Alex Smith	10/19 vs. KC	W, 31-30
31	James Hanna reception from Dak Prescott	12/17 vs. Dal.	L, 20-17
31	Tyreek Hill reception from Alex Smith	10/19 vs. KC	W, 31-30
30	Jamison Crowder reception from Kirk Cousins	9/24 at Was.	L, 27-10
29	Evan Engram reception from Geno Smith	12/3 at NYG	W, 24-17
29	Kenny Stills reception from Jay Cutler	11/5 at Mia.	W, 27-24
29	A.J. Derby reception from Trevor Siemian	10/1 at Den.	L, 16-10
28	Keenan Allen reception from Philip Rivers	10/15 vs. LAC	L, 17-16
27	Julius Thomas reception from Jay Cutler	11/5 at Mia.	W, 27-24
27	Mike Wallace reception from Joe Flacco	10/8 vs. Bal.	L, 30-17
26	Kenyan Drake rush	11/5 at Mia.	W, 27-24
26	Vernon Davis reception from Kirk Cousins	9/24 at Was.	L, 27-10
25	Zach Ertz reception from Nick Foles	12/25 at Phi.	L, 19-10
25	Demetrius Harris reception from Alex Smith	12/10 at KC	L, 26-15
25	Cody Latimer touchdown reception from Trevor Siemian	11/26 vs. Den.	W, 21-14
25	Alex Collins rush	10/8 vs. Bal.	L, 30-17
24	Chris Jones rush	12/17 vs. Dal.	L, 20-17
24	Danny Amendola reception Tom Brady	11/19 at NE	L, 33-8
24	Rishard Matthews reception from Marcus Mariota	9/10 at Ten.	W, 26-16
23	Hunter Henry reception from Philip Rivers	10/15 vs. LAC	L, 17-16
23	Chris Thompson reception from Kirk Cousins	9/24 at Was.	L, 27-10
23	Chris Davis reception from Marcus Mariota	9/10 at Ten.	W, 26-16
23	Delanie Walker reception from Marcus Mariota	9/10 at Ten.	W, 26-16
22	Evan Engram reception from Geno Smith	12/3 at NYG	W, 24-17
22	Bennie Fowler touchdown reception from Trevor Siemian	11/26 vs. Den.	W, 21-14
22	Zay Jones reception from Tyrod Taylor	10/29 at Buf.	L, 34-14
22	A.J. Derby reception from Trevor Siemian	10/1 at Den.	L, 16-10
22	Chris Thompson touchdown reception from Kirk Cousins	9/24 at Was.	L, 27-10
22	Josh McCown rush	9/17 vs. NYJ	W, 45-20
21	DeMarco Murray rush	9/10 at Ten.	W, 26-16
21	Delanie Walker reception from Marcus Mariota	9/10 at Ten.	W, 26-16
20	Travis Kelce reception from Alex Smith	12/10 at KC	L, 26-15
20	Diow Lewis rush	11/19 at NE	L, 33-8



# LONGEST RETURNS

## RAIDERS

<u>Date/Opp.</u>	<u>Type</u>	<u>Yards</u>	<u>Player</u>	<u>Result of ensuing possession</u>
10/1 at Den.	Kickoff	49	Cordarrelle Patterson	Punt
12/17 vs. Dal.	Kickoff	44	Cordarrelle Patterson	Touchdown
10/29 at Buf.	Kickoff	43	Cordarrelle Patterson	End of Half
9/10 at Ten.	Kickoff	41	Cordarrelle Patterson	Field Goal
10/15 vs. LAC	Kickoff	39	Cordarrelle Patterson	Field Goal
11/5 at Mia.	Kickoff	35	Cordarrelle Patterson	Punt
10/8 vs. Bal.	Kickoff	31	Cordarrelle Patterson	Fumble
9/17 vs. NYJ	Kickoff	31	Cordarrelle Patterson	Punt
12/17 vs. Dal.	Kickoff	28	Cordarrelle Patterson	Punt
9/24 at Was.	Kickoff	27	Cordarrelle Patterson	Punt
12/25 at Phi.	Kickoff	26	DeAndré Washington	Fumble
11/5 at Mia.	Kickoff	26	Cordarrelle Patterson	Field Goal
12/17 vs. Dal.	Kickoff	21	Cordarrelle Patterson	Fumble
10/1 at Den.	Kickoff	21	Cordarrelle Patterson	Punt
9/17 vs. NYJ	Kickoff	20	Cordarrelle Patterson	Punt

Number of 20-plus-yard returns: 15

Number of 40-plus-yard returns: 4

## OPPONENTS

<u>Date/Opp.</u>	<u>Type</u>	<u>Yards</u>	<u>Player</u>	<u>Result of ensuing possession</u>
9/17 vs. NYJ	Kickoff	40	Kalif Raymond	Punt
9/10 at Ten.	Kickoff	35	Adoree' Jackson	Field Goal
10/1 at Den.	Punt	29	Isaiah McKenzie	Field Goal
11/5 at Mia.	Kickoff	25	Jakeem Grant	Field Goal
11/5 at Mia.	Kickoff	22	Jakeem Grant	Punt
10/15 vs. LAC	Kickoff	20	Desmon King	Punt
10/19 vs. KC	Kickoff	20	Jehu Chesson	Touchdown
12/10 at KC	Kickoff	20	De'Anthony Thomas	Punt

Number of 20-plus-yard returns: 8

Number of 40-plus-yard returns: 1



# TAKEAWAYS

## RAIDERS TAKEAWAYS

Date/Opp.	Qtr.	Score	Turnover	Result of ensuing possession
9/17 vs. NYJ	2	14-10, Oak.	Kalif Raymond muffed punt return catch, recovered by Johnny Holton	Touchdown
9/17 vs. NYJ	4	35-13, Oak.	Karl Joseph forced fumble, recovered by Joseph (Josh McCown fumble)	Touchdown
9/24 at Was.	3	21-0, Was.	Jamison Crowder muffed punt return catch, recovered by James Cowser	Touchdown
9/24 at Was.	4	24-7, Was.	Cory James forced fumble, recovered by James Cowser (Samaje Perine fumble)	Field Goal
10/15 vs. LAC	3	10-7, Oak.	Dexter McDonald forced fumble, recovered by David Amerson (Tyrell Williams)	Turnover on Downs
11/5 at Mia.	2	6-3, Mia.	Bruce Irvin forced fumble, recovered by TJ Carrie (Kenyan Drake fumble)	Touchdown
11/26 vs. Den.	2	0-0	NaVorro Bowman interception (Paxton Lynch pass)	Touchdown
12/3 vs. NYG	2	7-7	Bruce Irvin forced fumble, recovered by NaVorro Bowman (Geno Smith fumble)	Field Goal
12/3 vs. NYG	2	10-7, Oak.	Khalil Mack forced fumble, recovered by Mack (Geno Smith fumble)	End of Half
12/10 at KC	3	19-0, KC	Karl Joseph interception (Alex Smith pass)	Punt
12/17 vs. Dal.	1	0-0	Sean Smith interception (Dak Prescott pass)	Punt
12/17 vs. Dal.	3	10-7, Dal.	Sean Smith interception (Dak Prescott pass)	Field Goal
12/25 at Phi.	3	10-7, Oak.	Reggie Nelson forced fumble, recovered by TJ Carrie (Jay Ajayi fumble)	Fumble
12/25 at Phi.	4	10-10	Reggie Nelson interception (Nick Foles pass)	Fumble

**Notes:** 14 takeaways resulting in 44 points.

## OPPONENTS TAKEAWAYS

Date/Opp.	Qtr.	Score	Turnover	Result of ensuing possession
9/24 at Was.	1	0-0	Montae Nicholson interception (Derek Carr pass)	Touchdown
9/24 at Was.	2	7-0, Was.	Kendall Fuller interception (Derek Carr pass)	Touchdown
9/24 at Was.	4	27-10, Was.	Kendall Fuller forced fumble, recovered by Martrell Spaight (Seth Roberts fumble)	Punt
10/1 at Den.	4	16-10, Den.	Justin Simmons interception (EJ Manuel pass)	End of Game
10/8 vs. Bal.	1	7-0, Bal.	Patrick Onwuasor forced fumble, recovered by Jimmy Smith (Jared Cook fumble)	Touchdown
10/15 vs. LAC	1	0-0	Trevor Williams interception (Derek Carr pass)	Missed Field Goal
10/15 vs. LAC	3	10-7, Oak.	Hayes Pullard interception (Derek Carr pass)	Punt
10/29 at Buf.	2	7-7	Leonard Johnson forced fumble, recovered by Matt Milano (DeAndré Washington fumble)	Touchdown
10/29 at Buf.	3	14-7, Buf.	Matt Milano forced fumble, recovered by Mike Tolbert (Jalen Richard fumble)	Field Goal
10/29 at Buf.	3	17-7, Buf.	Micah Hyde interception (Derek Carr pass)	Field Goal
10/29 at Buf.	4	34-14, Buf.	Trae Elston interception (Derek Carr pass)	End of Game
11/5 at Mia.	4	20-16, Oak.	Kiko Alonso forced fumble, recovered by Charles Harris (Marshall Newhouse fumble)	Punt
11/5 at Mia.	4	27-16, Oak.	Reshad Jones interception (Derek Carr pass)	Touchdown
11/19 vs. NE	1	7-0, NE	Duron Harmon interception (Derek Carr pass)	Punt
11/19 vs. NE	2	14-0, NE	Marquis Flowers forced fumble, recovered by Patrick Chung (Seth Roberts fumble)	Field Goal
11/26 vs. Den.	1	0-0	Shaquil Barrett forced fumble, recovered by Barrett (Derek Carr fumble)	Interception
12/3 vs. NYG	3	10-7, Oak.	Brandon Dixon forced fumble, recovered by Landon Collins (Johnny Holton fumble)	Punt
12/10 at KC	1	13-0, KC	Terrance Mitchell interception (Derek Carr pass)	Field Goal
12/10 at KC	3	19-0, KC	Steven Nelson forced fumble, recovered by Frank Zombo (Johnny Holton fumble)	Interception
12/10 at KC	4	26-15, KC	Steven Terrell interception (Derek Carr pass)	End of Game
12/17 vs. Dal.	4	20-17, Dal.	Jeff Heath forced fumble into endzone (Derek Carr fumble)	End of Game
12/25 at Phi.	3	10-7, Oak.	Patrick Robinson interception (Derek Carr pass)	Fumble
12/25 at Phi.	3	10-7, Oak.	Vinny Curry forced fumble, recovered by Rodney McLeod (Marshawn Lynch fumble)	Field Goal
12/25 at Phi.	4	10-10	Malcolm Jenkins forced fumble, recovered by Jenkins (Jalen Richard fumble)	Punt
12/25 at Phi.	4	10-10	Ronald Darby interception (Derek Carr pass)	Field Goal
12/25 at Phi.	4	13-10, Phi.	Fumble recovered by Derek Barnett (Jalen Richard fumble)	Touchdown

**Notes:** 26 takeaways resulting in 56 points



# TURNOVER BREAKDOWN

## RAIDERS GAME-BY-GAME TURNOVER BREAKDOWN

<u>Date/Opp.</u>	<u>Takeaways</u>	<u>Giveaways</u>	<u>Game Differential</u>	<u>Result</u>	<u>Season Differential</u>
9/10 at Ten.	0	0	0	W, 26-16	0
9/17 vs. NYJ	2	0	+2	W, 45-20	+2
9/24 at Was.	2	3	-1	L, 27-10	+1
10/1 at Den.	0	1	-1	L, 16-10	0
10/8 vs. Bal.	0	1	-1	L, 30-17	-1
10/15 vs. LAC	1	2	-1	L, 17-16	-2
10/19 vs. KC	0	0	0	W, 31-30	-2
10/29 at Buf.	0	4	-4	L, 34-14	-6
11/5 at Mia.	1	2	-1	W, 27-24	-7
11/19 vs. NE	0	2	-2	L, 33-8	-9
11/26 vs. Den.	1	1	0	W, 21-14	-9
12/3 vs. NYG	2	1	+1	W, 24-17	-8
12/10 at KC	1	3	-2	L, 26-15	-10
12/17 vs. Dal.	2	1	+1	L, 20-17	-9
12/25 at Phi.	2	5	-3	L, 19-10	-12
12/31 vs. LAC					
<b>Totals</b>	<b>14</b>	<b>26</b>		<b>6-9</b>	<b>-12</b>





# RED ZONE EFFICIENCY

## RAIDERS

<u>Date/Opp.</u>	<u>Possessions</u>	<u>Scores</u>	<u>Touchdowns</u>	<u>Field Goals</u>	<u>Touchdown %</u>	<u>Red Zone Points</u>
9/10 at Ten.	3	3	2	1	66.7	17
9/17 vs. NYJ	4	4	3	1	75.0	24
9/24 at Was.	2	2	1	1	50.0	10
10/1 at Den.	0	0	0	0	-	0
10/8 vs. Bal.	2	2	1	1	50.0	10
10/15 vs. LAC	1	0	0	0	0.0	0
10/19 vs. KC	3	3	2	1	66.7	14
10/29 at Buf.	2	2	2	0	100.0	14
11/5 at Mia.	2	2	1	1	50.0	10
11/19 vs. NE	2	1	1	0	50.0	8
11/26 vs. Den.	4	3	3	0	75.0	21
12/3 vs. NYG	2	2	2	0	100.0	14
12/10 at KC	0	0	0	0	-	0
12/17 vs. Dal.	4	2	2	0	50.0	14
12/25 at Phi.	1	1	0	1	0.0	3
12/31 vs. LAC						
<b>Totals</b>	<b>32</b>	<b>27</b>	<b>20</b>	<b>7</b>	<b>62.5</b>	<b>156<sup>9</sup></b>

## OPPONENTS

<u>Date/Opp.</u>	<u>Possessions</u>	<u>Scores</u>	<u>Touchdowns</u>	<u>Field Goals</u>	<u>Touchdown %</u>	<u>Red Zone Points</u>
9/10 at Ten.	3	3	1	2	33.3	13
9/17 vs. NYJ	2	2	1	1	50.0	10
9/24 at Was.	3	3	1	2	33.3	13
10/1 at Den.	4	3	0	3	0.0	9
10/8 vs. Bal.	5	4	2	2	40.0	23
10/15 vs. LAC	3	3	2	1	66.7	17
10/19 vs. KC	2	2	1	1	50.0	10
10/29 at Buf.	3	3	2	1	66.7	17
11/5 at Mia.	3	3	3	0	100.0	21
11/19 vs. NE	3	3	2	1	66.7	17
11/26 vs. Den.	1	0	0	0	0.0	0
12/3 vs. NYG	3	2	2	0	66.7	14
12/10 at KC	4	4	2	2	50.0	20
12/17 vs. Dal.	3	3	2	1	66.7	17
12/25 at Phi.	3	2	1	1	33.3	10
12/31 vs. LAC						
<b>Totals</b>	<b>45</b>	<b>40</b>	<b>22</b>	<b>18</b>	<b>48.9</b>	<b>211</b>



# ON-SIDE KICKS

## RAIDERS

<u>Date/Opp.</u>	<u>Quarter</u>	<u>Score</u>	<u>Kicker</u>	<u>Recovered by</u>	<u>Yard line recovered at</u>
9/10 at Ten.	-----	-----	-----	-----	-----
9/17 vs. NYJ	-----	-----	-----	-----	-----
9/24 at Was.	-----	-----	-----	-----	-----
10/1 at Den.	-----	-----	-----	-----	-----
10/8 vs. Bal.	-----	-----	-----	-----	-----
10/15 vs. LAC	-----	-----	-----	-----	-----
10/19 vs. KC	-----	-----	-----	-----	-----
10/29 at Buf.	-----	-----	-----	-----	-----
11/5 at Mia.	-----	-----	-----	-----	-----
11/19 vs. NE	-----	-----	-----	-----	-----
11/26 vs. Den.	-----	-----	-----	-----	-----
12/3 vs. NYG	-----	-----	-----	-----	-----
12/10 at KC	4	26-7, KC	Giorgio Tavecchio	Erik Harris	Kansas City 43
12/17 vs. Dal.	-----	-----	-----	-----	-----
12/25 at Phi.	-----	-----	-----	-----	-----
12/31 vs. LAC	-----	-----	-----	-----	-----

Notes:

## OPPONENTS

<u>Date/Opp.</u>	<u>Quarter</u>	<u>Score</u>	<u>Kicker</u>	<u>Recovered by</u>	<u>Yard line recovered at</u>
9/10 at Ten.	1	0-0	Ryan Succop	Shalom Luani	50
9/17 vs. NYJ	4	42-20, Oak.	Chandler Catanzaro	DeAndré Washington	New York 48
9/24 at Was.	-----	-----	-----	-----	-----
10/1 at Den.	-----	-----	-----	-----	-----
10/8 vs. Bal.	-----	-----	-----	-----	-----
10/15 vs. LAC	-----	-----	-----	-----	-----
10/19 vs. KC	-----	-----	-----	-----	-----
10/29 at Buf.	-----	-----	-----	-----	-----
11/5 at Mia.	2	6-3, Mia.	Cody Parkey	Cody Parkey	Miami 48
	4	27-24, Oak.	Cody Parkey	Amari Cooper	50
11/19 vs. NE	-----	-----	-----	-----	-----
11/26 vs. Den.	4	21-7, Oak.	Brandon McManus	Keith McGill II	Den. 48
12/3 vs. NYG	4	24-17, Oak.	Aldrick Rosas	DeAndré Washington	NYG 48
12/10 at KC	-----	-----	-----	-----	-----
12/17 vs. Dal.	-----	-----	-----	-----	-----
12/25 at Phi.	-----	-----	-----	-----	-----
12/31 vs. LAC	-----	-----	-----	-----	-----

Notes: Opponents are 1-for-6 this season.





# BLOCKED KICKS

## RAIDERS

<u>Date/Opp.</u>	<u>Quarter</u>	<u>Score</u>	<u>Type</u>	<u>Blocked by</u>	<u>Recovered by</u>
9/10 at Ten.	-----	-----	-----	-----	-----
9/17 vs. NYJ	-----	-----	-----	-----	-----
9/24 at Was.	-----	-----	-----	-----	-----
10/1 at Den.	-----	-----	-----	-----	-----
10/8 vs. Bal.	-----	-----	-----	-----	-----
10/15 vs. LAC	-----	-----	-----	-----	-----
10/19 vs. KC	-----	-----	-----	-----	-----
10/29 at Buf.	-----	-----	-----	-----	-----
11/5 at Mia.	-----	-----	-----	-----	-----
11/19 vs. NE	-----	-----	-----	-----	-----
11/26 vs. Den.	-----	-----	-----	-----	-----
12/3 vs. NYG	-----	-----	-----	-----	-----
12/10 at KC	-----	-----	-----	-----	-----
12/17 vs. Dal.	-----	-----	-----	-----	-----
12/25 at Phi.	-----	-----	-----	-----	-----
12/31 vs. LAC	-----	-----	-----	-----	-----

Notes:

## OPPONENTS

<u>Date/Opp.</u>	<u>Quarter</u>	<u>Score</u>	<u>Type</u>	<u>Blocked by</u>	<u>Recovered by</u>
9/10 at Ten.	-----	-----	-----	-----	-----
9/17 vs. NYJ	-----	-----	-----	-----	-----
9/24 at Was.	-----	-----	-----	-----	-----
10/1 at Den.	-----	-----	-----	-----	-----
10/8 vs. Bal.	-----	-----	-----	-----	-----
10/15 vs. LAC	-----	-----	-----	-----	-----
10/19 vs. KC	2	17-14, KC	Field Goal	Eric Murray	-----
10/29 at Buf.	-----	-----	-----	-----	-----
11/5 at Mia.	-----	-----	-----	-----	-----
11/19 vs. NE	-----	-----	-----	-----	-----
11/26 vs. Den.	-----	-----	-----	-----	-----
12/3 vs. NYG	-----	-----	-----	-----	-----
12/10 at KC	-----	-----	-----	-----	-----
12/17 vs. Dal.	-----	-----	-----	-----	-----
12/25 at Phi.	-----	-----	-----	-----	-----
12/31 vs. LAC	-----	-----	-----	-----	-----

Notes: Opponents blocked one field goal this season.



# TWO-POINT CONVERSIONS

## RAIDERS

<u>Date/Opp.</u>	<u>Quarter</u>	<u>Score before try</u>	<u>Result</u>	<u>Play</u>
9/10 at Ten.	-----	-----	-----	-----
9/17 vs. NYJ	-----	-----	-----	-----
9/24 at Was.	-----	-----	-----	-----
10/1 at Den.	-----	-----	-----	-----
10/8 vs. Bal.	-----	-----	-----	-----
10/15 vs. LAC	-----	-----	-----	-----
10/19 vs. KC	-----	-----	-----	-----
10/29 at Buf.	-----	-----	-----	-----
11/5 at Mia.	-----	-----	-----	-----
11/19 vs. NE	4	30-6, NE	Converted	Derek Carr pass to Michael Crabtree
11/26 vs. Den.	-----	-----	-----	-----
12/3 vs. NYG	-----	-----	-----	-----
12/10 at KC	4	26-13, KC	Converted	Derek Carr pass to Michael Crabtree
12/17 vs. Dal.	-----	-----	-----	-----
12/25 at Phi.	-----	-----	-----	-----
12/31 vs. LAC	-----	-----	-----	-----

**Notes:** Raiders are 2-for-2 this season when going for two.

## OPPONENTS

<u>Date/Opp.</u>	<u>Quarter</u>	<u>Score before try</u>	<u>Result</u>	<u>Play</u>
9/10 at Ten.	-----	-----	-----	-----
9/17 vs. NYJ	-----	-----	-----	-----
9/24 at Was.	-----	-----	-----	-----
10/1 at Den.	-----	-----	-----	-----
10/8 vs. Bal.	-----	-----	-----	-----
10/15 vs. LAC	-----	-----	-----	-----
10/19 vs. KC	-----	-----	-----	-----
10/29 at Buf.	-----	-----	-----	-----
11/5 at Mia.	4	27-22, Oak.	Converted	Jay Cutler pass to Julius Thomas
11/19 vs. NE	-----	-----	-----	-----
11/26 vs. Den.	-----	-----	-----	-----
12/3 vs. NYG	-----	-----	-----	-----
12/10 at KC	-----	-----	-----	-----
12/17 vs. Dal.	-----	-----	-----	-----
12/25 at Phi.	4	19-10, Phi.	Failed	Nick Foles Kneels
12/31 vs. LAC	-----	-----	-----	-----

**Notes:** Opponents are 1-for-2 this season when going for two.



# POINTS BREAKDOWN

## RAIDERS

Date/Opp.	First Quarter	Second Quarter	First Half	Third Quarter	Fourth Quarter/OT	Second Half	Total
9/10 at Ten.	7	6	13	3	10	13	26
9/17 vs. NYJ	7	14	21	7	17	24	45
9/24 at Was.	0	0	0	7	3	10	10
10/1 at Den.	0	7	7	0	3	3	10
10/8 vs. Bal.	3	7	10	7	0	7	17
10/15 vs. LAC	7	3	10	0	6	6	16
10/19 vs. KC	14	0	14	7	10	17	31
10/29 at Buf.	7	0	7	0	7	7	14
11/5 at Mia.	0	9	9	7	8	15	24
11/19 vs. NE	0	0	0	0	8	8	8
11/26 vs. Den.	0	14	14	7	0	7	21
12/3 vs. NYG	7	3	10	0	14	14	24
12/10 at KC	0	0	0	0	15	15	15
12/17 vs. Dal.	0	0	0	10	7	17	17
12/25 at Phi.	0	7	7	3	0	3	10
12/31 vs. LAC							
<b>Totals</b>	<b>52</b>	<b>70</b>	<b>122</b>	<b>58</b>	<b>108</b>	<b>166</b>	<b>288</b>

## OPPONENTS

Date/Opp.	First Quarter	Second Quarter	First Half	Third Quarter	Fourth Quarter/OT	Second Half	Total
9/10 at Ten.	7	3	10	3	3	6	16
9/17 vs. NYJ	0	10	10	3	7	10	20
9/24 at Was.	7	7	14	7	6	13	27
10/1 at Den.	10	0	10	6	0	6	16
10/8 vs. Bal.	14	10	24	0	6	6	30
10/15 vs. LAC	0	7	7	0	10	10	17
10/19 vs. KC	10	10	20	10	0	10	30
10/29 at Buf.	0	14	14	6	14	20	34
11/5 at Mia.	3	10	13	7	7	14	27
11/19 vs. NE	7	10	17	13	3	16	33
11/26 vs. Den.	0	0	0	0	14	14	14
12/3 vs. NYG	7	0	7	0	10	10	17
12/10 at KC	3	13	16	10	0	10	26
12/17 vs. Dal.	3	7	10	7	3	10	20
12/25 at Phi.	7	0	7	3	9	12	19
12/31 vs. LAC							
<b>Totals</b>	<b>78</b>	<b>98</b>	<b>179</b>	<b>75</b>	<b>92</b>	<b>167</b>	<b>146</b>



# REPLAY CHALLENGES

## RAIDERS

<u>Date/Opp.</u>	<u>Quarter</u>	<u>Score</u>	<u>Initial Ruling</u>	<u>Final Ruling</u>
9/17 vs. NYJ	2	14-7, Oak.	Charone Peake reception for first down	Upheld
9/24 at Was.	3	14-0, Was.	Chris Thompson reception for 19 yards	Reversed
11/19 vs. NE	4	30-0, NE	Derek Carr incomplete pass to Cordarrelle Patterson	Reversed
12/3 vs. NYG	4	17-14, Oak.	Derek Carr incomplete pass to Seth Roberts	Upheld
12/10 at KC	4	26-7, KC	Giorgio Tavecchio onside kick out of bounds	Reversed
12/17 vs. Dal.	4	17-17	Jason Whitten reception for first down	Reversed
12/25 at Phi.	2	7-7	Zach Ertz down by contact	Upheld

**Notes: Raiders are 4-for-7.**

## OPPONENTS

<u>Date/Opp.</u>	<u>Quarter</u>	<u>Score</u>	<u>Initial Ruling</u>	<u>Final Ruling</u>
10/8 vs. Bal.	3	24-10, Bal.	Seth Roberts reception for 26 yards	Reversed
10/29 at Buf.	1	0-0	Jamize Olawale 1-yard rush for first down	Upheld
11/19 vs. NE	4	30-8, NE	Jared Cook reception for first down	Upheld
11/26 vs. Den.	3	21-0, Oak.	Emmanuel Sanders reception for 1 yard	Upheld
12/17 vs. Dal.	4	17-10, Dal.	Seth Roberts reception for 28 yards	Upheld

**Notes: Opponents are 1-for-5.**

## REPLAY OFFICIAL

<u>Date/Opp.</u>	<u>Quarter</u>	<u>Score</u>	<u>Initial Ruling</u>	<u>Final Ruling</u>
9/10 at Ten.	1	0-0	Amari Cooper 8-yard touchdown	Upheld
9/24 at Was.	1	0-0	Montae Nicholson interception returned for 25 yards	Reversed
10/1 at Den.	3	13-7, Den.	Trevor Siemian fumble	Reversed
10/19 vs. KC	1	3-0, KC	Amari Cooper 38-yard touchdown	Upheld
10/19 vs. KC	4	30-24, KC	Jared Cook 29-yard touchdown	Reversed
10/19 vs. KC	4	30-24, KC	Michael Crabtree 2-yard touchdown	Upheld
10/29 at Buf.	3	14-7, Buf.	Mike Tolbert fumble recovery	Upheld
11/5 at Mia.	4	27-16, Oak.	Jay Cutler incomplete pass to DeVante Parker	Reversed
11/26 vs. Den.	2	0-0	Devontae Booker 20-yard touchdown	Reversed
11/26 vs. Den.	2	7-0, Oak.	Jared Cook 1-yard touchdown	Reversed
12/3 vs. NYG	2	10-7, Oak.	Khalil Mack fumble recovery	Upheld
12/3 vs. NYG	4	17-7, Oak.	Evan Engram 10-yard touchdown	Upheld
12/10 at KC	1	3-0, KC	Travis Kelce 17-yard touchdown	Reversed
12/10 at KC	2	13-0, KC	Terrance Mitchell interception	Upheld
12/17 vs. Dal.	3	10-7, Dal.	Sean Smith interception returned for 22 yards	Reversed
12/17 vs. Dal.	4	20-17, Dal.	Derek Carr fumble into endzone	Upheld
12/25 at Phi.	4	10-10	Ronald Darby interception	Upheld

**Notes: 17 replayed, Eight reversed call**

Oakland Raiders vs Tennessee Titans  
9/10/2017 at Nissan Stadium

# Ball Possession And Drive Chart

## Oakland Raiders

#	Time Recd	Time Lost	Time Poss	How Ball Obtained	Drive Began	# Play	Yds Gain	Yds Pen	Net Yds	1st Down	Last Scrm	How Given Up
1	15:00	12:49	2:11	Kickoff	50	4	50	0	50	3	* TEN 8	Touchdown
2	6:58	14:55	7:03	Kickoff	OAK 25	15	59	14	73	4	* TEN 2	Field Goal
3	13:00	7:03	5:57	Punt	OAK 14	9	33	0	33	3	OAK 47	Punt
4	0:43	0:00	0:43	Kickoff	OAK 25	5	41	0	41	2	TEN 34	Field Goal
5	11:21	10:24	0:57	Punt	OAK 9	3	7	0	7	0	OAK 16	Punt
6	8:42	4:31	4:11	Punt	OAK 37	8	34	-5	29	2	TEN 34	Field Goal
7	15:00	11:58	3:02	Kickoff	OAK 30	7	70	0	70	5	* TEN 19	Touchdown
8	10:32	6:44	3:48	Punt	OAK 20	6	32	0	32	1	TEN 48	Punt
9	4:49	1:09	3:40	Kickoff	OAK 41	9	34	0	34	2	TEN 25	Field Goal
10	0:07	0:00	0:07	Missed FG	OAK 42	1	-1	0	-1	0	OAK 42	End of Game

(293) Average OAK 29

## Tennessee Titans

#	Time Recd	Time Lost	Time Poss	How Ball Obtained	Drive Began	# Play	Yds Gain	Yds Pen	Net Yds	1st Down	Last Scrm	How Given Up
1	12:49	6:58	5:51	Kickoff	TEN 25	12	75	0	75	5	* OAK 10	Touchdown
2	14:55	13:00	1:55	Kickoff	TEN 25	3	8	0	8	0	TEN 33	Punt
3	7:03	0:43	6:20	Punt	TEN 2	15	93	0	93	5	* OAK 5	Field Goal
4	15:00	11:21	3:39	Kickoff	TEN 25	6	20	0	20	1	TEN 45	Punt
5	10:24	8:42	1:42	Punt	TEN 20	3	-2	0	-2	0	TEN 18	Punt
6	4:31	0:00	4:31	Kickoff	TEN 25	9	67	0	67	3	* OAK 8	Field Goal
7	11:58	10:32	1:26	Kickoff	TEN 35	4	17	0	17	1	OAK 48	Punt
8	6:44	4:49	1:55	Punt	TEN 20	8	26	20	46	3	OAK 34	Field Goal
9	1:09	0:07	1:02	Kickoff	TEN 25	7	46	-5	41	3	OAK 34	Missed FG

(202) Average TEN 22

### \* inside opponent's 20

#### Time of Possession by Quarter

	1st	2nd	3rd	4th	OT	Total
Visitor Oakland Raiders	9:09	6:45	5:08	10:37		31:39
Home Tennessee Titans	5:51	8:15	9:52	4:23		28:21

#### Kickoff Drive No.-Start Average

Raiders: 4 - OAK 30

Titans: 6 - TEN 27

**New York Jets vs Oakland Raiders**  
**9/17/2017 at Oakland-Alameda County Coliseum**

## Ball Possession And Drive Chart

### New York Jets

#	Time Recd	Time Lost	Time Poss	How Ball Obtained	Drive Began	# Play	Yds Gain	Yds Pen	Net Yds	1st Down	Last Scrm	How Given Up
1	12:48	10:53	1:55	Punt	NYJ 40	3	2	0	2	0	NYJ 42	Punt
2	4:54	2:33	2:21	Kickoff	NYJ 38	4	19	0	19	1	OAK 43	Punt
3	12:55	9:08	3:47	Kickoff	NYJ 25	7	60	15	75	3	OAK 34	Touchdown
4	7:46	3:06	4:40	Punt	NYJ 10	11	47	15	62	4	OAK 28	Field Goal
5	0:21	0:00	0:21	Kickoff	NYJ 25	1	-1	0	-1	0	NYJ 25	End of Half
6	15:00	7:10	7:50	Kickoff	NYJ 33	12	55	-10	45	3	* OAK 22	Field Goal
7	3:31	14:49	3:42	Kickoff	NYJ 25	6	10	5	15	1	NYJ 40	Punt
8	12:49	12:37	0:12	Kickoff	NYJ 25	1	-7	0	-7	0	NYJ 25	Fumble
9	12:27	8:42	3:45	Kickoff	NYJ 25	10	75	0	75	4	* OAK 11	Touchdown
10	0:25	0:00	0:25	Kickoff	NYJ 25	1	11	0	11	1	NYJ 25	End of Game

(271) Average NYJ 27

### Oakland Raiders

#	Time Recd	Time Lost	Time Poss	How Ball Obtained	Drive Began	# Play	Yds Gain	Yds Pen	Net Yds	1st Down	Last Scrm	How Given Up
1	15:00	12:48	2:12	Kickoff	OAK 16	3	12	-7	5	0	OAK 21	Punt
2	10:53	4:54	5:59	Punt	OAK 19	11	76	5	81	5	* NYJ 2	Touchdown
3	2:33	12:55	4:38	Punt	OAK 15	8	92	-7	85	3	NYJ 26	Touchdown
4	9:08	7:46	1:22	Kickoff	OAK 15	4	29	0	29	1	OAK 44	Punt
5	3:06	1:50	1:16	Kickoff	OAK 25	3	6	0	6	0	OAK 31	Punt
6	1:50	0:21	1:29	Muffed Punt	NYJ 4	3	4	0	4	1	* NYJ 2	Touchdown
7	7:10	3:31	3:39	Kickoff	OAK 16	7	69	15	84	3	NYJ 43	Touchdown
8	14:49	12:49	2:00	Punt	OAK 21	4	79	0	79	3	OAK 48	Touchdown
9	12:37	12:27	0:10	Fumble	NYJ 18	1	1	17	18	2	* NYJ 1	Touchdown
10	8:42	0:25	8:17	Kickoff	NYJ 48	12	42	-5	37	3	* NYJ 11	Field Goal

(357) Average OAK 36

\* inside opponent's 20

Time of Possession by Quarter		1st	2nd	3rd	4th	OT	Total
<b>Visitor</b>	New York Jets	4:16	8:48	11:21	4:33		28:58
<b>Home</b>	Oakland Raiders	10:44	6:12	3:39	10:27		31:02
<b>Kickoff Drive No.-Start Average</b>		Jets: 8 - NYJ 28		Raiders: 4 - OAK 18			

Oakland Raiders vs Washington Redskins

9/24/2017 at FedExField

# Ball Possession And Drive Chart

## Oakland Raiders

#	Time Recd	Time Lost	Time Poss	How Ball Obtained	Drive Began	# Play	Yds Gain	Yds Pen	Net Yds	1st Down	Last Scrm	How Given Up
1	15:00	14:12	0:48	Kickoff	OAK 25	2	3	0	3	0	OAK 28	Interception
2	9:43	7:38	2:05	Kickoff	OAK 25	3	-6	0	-6	0	OAK 19	Punt
3	5:35	4:11	1:24	Punt	OAK 17	3	9	0	9	0	OAK 26	Punt
4	1:02	14:46	1:16	Punt	OAK 22	4	11	-10	1	0	OAK 23	Punt
5	11:59	9:58	2:01	Punt	OAK 29	4	18	5	23	1	WAS 48	Interception
6	3:48	1:42	2:06	Kickoff	OAK 25	4	13	0	13	1	OAK 38	Punt
7	0:14	0:00	0:14	Punt	OAK 11	1	-1	0	-1	0	OAK 11	End of Half
8	10:37	8:24	2:13	Kickoff	OAK 25	3	-8	0	-8	0	OAK 17	Punt
9	6:58	4:39	2:19	Missed FG	OAK 42	3	5	0	5	0	OAK 47	Punt
10	4:39	3:52	0:47	Muffed Punt	WAS 18	2	18	0	18	1	* WAS 21	Touchdown
11	14:58	13:05	1:53	Kickoff	OAK 22	3	9	-10	-1	0	OAK 21	Punt
12	12:16	11:54	0:22	Fumble	WAS 12	4	0	8	8	1	* WAS 4	Field Goal
13	6:02	3:14	2:48	Kickoff	OAK 25	8	24	-15	9	1	OAK 25	Fumble
14	1:38	0:00	1:38	Punt	OAK 6	5	33	0	33	2	OAK 31	End of Game

(444) Average OAK 32

## Washington Redskins

#	Time Recd	Time Lost	Time Poss	How Ball Obtained	Drive Began	# Play	Yds Gain	Yds Pen	Net Yds	1st Down	Last Scrm	How Given Up
1	14:12	9:43	4:29	Interception	WAS 33	8	67	0	67	3	OAK 22	Touchdown
2	7:38	5:35	2:03	Punt	WAS 25	3	11	-5	6	0	WAS 31	Punt
3	4:11	1:02	3:09	Punt	WAS 20	5	20	-5	15	1	WAS 35	Punt
4	14:46	11:59	2:47	Punt	WAS 17	4	8	-10	-2	0	WAS 15	Punt
5	9:58	3:48	6:10	Interception	WAS 28	11	72	0	72	5	* OAK 18	Touchdown
6	1:42	0:14	1:28	Punt	WAS 15	5	45	-5	40	2	OAK 45	Punt
7	15:00	10:37	4:23	Kickoff	WAS 25	7	85	-10	75	3	WAS 48	Touchdown
8	8:24	6:58	1:26	Punt	OAK 41	4	7	0	7	0	OAK 34	Missed FG
9	3:52	14:58	3:54	Kickoff	WAS 25	7	80	-10	70	1	* OAK 5	Field Goal
10	13:05	12:16	0:49	Punt	WAS 9	2	3	0	3	0	WAS 12	Fumble
11	11:54	6:02	5:52	Kickoff	WAS 25	9	65	0	65	3	* OAK 10	Field Goal
12	3:14	1:38	1:36	Fumble	OAK 37	3	9	-10	-1	0	OAK 38	Punt

(344) Average WAS 29

\* inside opponent's 20

### Time of Possession by Quarter

Visitor	1st	2nd	3rd	4th	OT	Total
Oakland Raiders	5:19	4:35	5:19	6:41		21:54
Washington Redskins	9:41	10:25	9:41	8:19		38:06

### Kickoff Drive No.-Start Average

Raiders: 6 - OAK 24

Redskins: 3 - WAS 25

**Oakland Raiders vs Denver Broncos**  
**10/1/2017 at Sports Authority Field at Mile High**

# Ball Possession And Drive Chart

**Oakland Raiders**

#	Time Recd	Time Lost	Time Poss	How Ball Obtained	Drive Began	# Play	Yds Gain	Yds Pen	Net Yds	1st Down	Last Scrm	How Given Up
1	13:04	11:28	1:36	Punt	OAK 38	3	7	0	7	0	OAK 45	Punt
2	8:11	5:17	2:54	Kickoff	OAK 25	3	13	-15	-2	0	OAK 23	Punt
3	1:09	0:00	1:09	Kickoff	OAK 44	3	2	0	2	0	OAK 46	Punt
4	12:03	9:01	3:02	Punt	OAK 32	7	37	0	37	2	DEN 31	Downs
5	5:59	3:36	2:23	Punt	OAK 1	5	99	0	99	3	OAK 36	Touchdown
6	1:00	0:00	1:00	Punt	OAK 11	4	7	0	7	0	OAK 18	Downs
7	15:00	12:48	2:12	Kickoff	OAK 25	3	2	-5	-3	0	OAK 22	Punt
8	9:40	7:13	2:27	Kickoff	OAK 17	3	-8	0	-8	0	OAK 9	Punt
9	5:06	2:26	2:40	Kickoff	OAK 34	4	1	-20	-19	0	OAK 33	Downs
10	14:09	12:06	2:03	Missed FG	OAK 20	3	-1	0	-1	0	OAK 19	Punt
11	8:30	5:23	3:07	Punt	OAK 7	9	73	0	73	4	DEN 20	Field Goal
12	4:16	1:46	2:30	Punt	OAK 42	7	22	-5	17	2	DEN 41	Interception

(296) Average OAK 25

**Denver Broncos**

#	Time Recd	Time Lost	Time Poss	How Ball Obtained	Drive Began	# Play	Yds Gain	Yds Pen	Net Yds	1st Down	Last Scrm	How Given Up
1	15:00	13:04	1:56	Kickoff	DEN 25	3	-2	0	-2	0	DEN 23	Punt
2	11:28	8:11	3:17	Punt	DEN 12	7	88	0	88	4	OAK 22	Touchdown
3	5:17	1:09	4:08	Punt	DEN 11	8	54	25	79	4	* OAK 10	Field Goal
4	15:00	12:03	2:57	Punt	DEN 5	6	15	0	15	1	DEN 20	Punt
5	9:01	5:59	3:02	Downs	DEN 31	5	20	-5	15	1	DEN 46	Punt
6	3:36	1:00	2:36	Kickoff	DEN 25	7	30	-15	15	2	DEN 40	Punt
7	12:48	9:40	3:08	Punt	DEN 27	6	55	0	55	1	* OAK 18	Field Goal
8	7:13	5:06	2:07	Punt	OAK 31	5	3	0	3	1	* OAK 28	Field Goal
9	2:26	14:09	3:17	Downs	OAK 15	7	4	0	4	1	* OAK 11	Missed FG
10	12:06	8:30	3:36	Punt	DEN 34	6	27	-5	22	1	OAK 44	Punt
11	5:23	4:16	1:07	Kickoff	DEN 14	3	7	0	7	0	DEN 21	Punt
12	1:46	0:00	1:46	Interception	DEN 8	3	-3	0	-3	0	DEN 6	End of Game

(346) Average DEN 29

\* inside opponent's 20

**Time of Possession by Quarter**

	1st	2nd	3rd	4th	OT	Total
<b>Visitor</b> Oakland Raiders	5:39	6:25	7:19	7:40		27:03
<b>Home</b> Denver Broncos	9:21	8:35	7:41	7:20		32:57

**Kickoff Drive No.-Start Average**

Raiders: 5 - OAK 29                      Broncos: 3 - DEN 21



**Baltimore Ravens vs Oakland Raiders**  
**10/8/2017 at Oakland-Alameda County Coliseum**

## Ball Possession And Drive Chart

**Baltimore Ravens**

#	Time Recd	Time Lost	Time Poss	How Ball Obtained	Drive Began	# Play	Yds Gain	Yds Pen	Net Yds	1st Down	Last Scrm	How Given Up
1	15:00	12:45	2:15	Kickoff	BLT 25	5	75	0	75	3	* OAK 2	Touchdown
2	5:07	11:57	8:10	Kickoff	BLT 25	15	75	0	75	6	* OAK 1	Touchdown
3	9:11	5:18	3:53	Kickoff	BLT 25	8	66	4	70	2	* OAK 5	Field Goal
4	2:37	0:28	2:09	Punt	BLT 37	6	25	-5	20	1	OAK 43	Punt
5	14:02	11:53	2:09	Punt	BLT 40	3	0	0	0	0	BLT 40	Punt
6	9:36	8:28	1:08	Punt	BLT 24	3	2	0	2	0	BLT 26	Punt
7	3:46	13:10	5:36	Kickoff	BLT 25	12	72	0	72	3	* OAK 3	Field Goal
8	8:50	2:24	6:26	Punt	BLT 20	13	54	0	54	4	OAK 26	Field Goal
9	1:57	0:00	1:57	Downs	OAK 15	3	-4	0	-4	0	* OAK 18	End of Game

(306) Average BLT 34

**Oakland Raiders**

#	Time Recd	Time Lost	Time Poss	How Ball Obtained	Drive Began	# Play	Yds Gain	Yds Pen	Net Yds	1st Down	Last Scrm	How Given Up
1	12:45	11:10	1:35	Kickoff	OAK 32	3	13	0	13	1	OAK 42	Fumble
2	11:10	5:07	6:03	Kickoff	OAK 25	12	61	0	61	4	* BLT 14	Field Goal
3	11:57	9:11	2:46	Kickoff	OAK 25	6	75	0	75	3	BLT 41	Touchdown
4	5:18	2:37	2:41	Kickoff	OAK 25	3	3	-10	-7	0	OAK 18	Punt
5	0:28	0:00	0:28	Punt	OAK 5	1	2	0	2	0	OAK 5	End of Half
6	15:00	14:02	0:58	Kickoff	OAK 25	3	-1	0	-1	0	OAK 24	Punt
7	11:53	9:36	2:17	Punt	OAK 27	3	-4	0	-4	0	OAK 23	Punt
8	8:28	3:46	4:42	Punt	OAK 35	12	65	0	65	5	* BLT 3	Touchdown
9	13:10	8:50	4:20	Kickoff	OAK 25	8	31	0	31	2	BLT 44	Punt
10	2:24	1:57	0:27	Kickoff	OAK 25	4	0	-10	-10	0	OAK 15	Downs

(249) Average OAK 25

**\* inside opponent's 20**

Time of Possession by Quarter		1st	2nd	3rd	4th	OT	Total
<b>Visitor</b>	Baltimore Ravens	7:22	9:05	7:03	10:13		33:43
<b>Home</b>	Oakland Raiders	7:38	5:55	7:57	4:47		26:17

**Kickoff Drive No.-Start Average** Ravens: 4 - BLT 25 Raiders: 7 - OAK 26

**Los Angeles Chargers vs Oakland Raiders**  
**10/15/2017 at Oakland-Alameda County Coliseum**

# Ball Possession And Drive Chart

**Los Angeles Chargers**

#	Time Recd	Time Lost	Time Poss	How Ball Obtained	Drive Began	# Play	Yds Gain	Yds Pen	Net Yds	1st Down	Last Scrm	How Given Up
1	15:00	12:54	2:06	Kickoff	LAC 23	4	15	0	15	1	LAC 38	Punt
2	12:06	11:09	0:57	Interception	OAK 30	4	0	0	0	0	OAK 30	Missed FG
3	5:04	0:55	4:09	Kickoff	LAC 25	7	41	0	41	2	OAK 34	Downs
4	14:46	11:13	3:33	Punt	LAC 7	5	22	0	22	1	LAC 29	Punt
5	8:25	1:44	6:41	Punt	LAC 18	15	82	0	82	5	* OAK 1	Touchdown
6	8:09	6:06	2:03	Interception	LAC 11	4	14	0	14	1	LAC 25	Punt
7	3:54	1:50	2:04	Punt	LAC 19	4	26	0	26	1	LAC 31	Fumble
8	14:57	10:19	4:38	Downs	LAC 41	10	59	0	59	5	* OAK 6	Touchdown
9	7:51	6:08	1:43	Kickoff	LAC 25	3	6	0	6	0	LAC 31	Punt
10	4:09	0:00	4:09	Punt	LAC 8	11	78	0	78	4	* OAK 14	Field Goal

(247) Average LAC 25

**Oakland Raiders**

#	Time Recd	Time Lost	Time Poss	How Ball Obtained	Drive Began	# Play	Yds Gain	Yds Pen	Net Yds	1st Down	Last Scrm	How Given Up
1	12:54	12:06	0:48	Punt	OAK 10	2	15	0	15	1	OAK 25	Interception
2	11:09	5:04	6:05	Missed FG	OAK 38	11	62	0	62	4	LAC 23	Touchdown
3	0:55	14:46	1:09	Downs	OAK 35	3	4	-5	-1	0	OAK 34	Punt
4	11:13	8:25	2:48	Punt	OAK 24	4	5	0	5	1	OAK 29	Punt
5	1:44	0:00	1:44	Kickoff	OAK 40	7	32	2	34	3	LAC 26	Field Goal
6	15:00	8:09	6:51	Kickoff	OAK 36	13	59	-10	49	4	* LAC 15	Interception
7	6:06	3:54	2:12	Punt	OAK 22	3	9	0	9	0	OAK 31	Punt
8	1:50	14:57	1:53	Fumble	LAC 49	4	8	0	8	0	LAC 41	Downs
9	10:19	7:51	2:28	Kickoff	OAK 35	4	60	5	65	2	LAC 47	Touchdown
10	6:08	4:09	1:59	Punt	OAK 26	3	13	-5	8	0	OAK 34	Punt

(317) Average OAK 32

**\* inside opponent's 20**

Time of Possession by Quarter		1st	2nd	3rd	4th	OT	Total
<b>Visitor</b>	Los Angeles Chargers	7:12	10:14	4:07	10:30		32:03
<b>Home</b>	Oakland Raiders	7:48	4:46	10:53	4:30		27:57

**Kickoff Drive No.-Start Average**                      Chargers: 3 - LAC 24                      Raiders: 3 - OAK 37

**Kansas City Chiefs vs Oakland Raiders**  
**10/19/2017 at Oakland-Alameda County Coliseum**

## Ball Possession And Drive Chart

**Kansas City Chiefs**

#	Time Recd	Time Lost	Time Poss	How Ball Obtained	Drive Began	# Play	Yds Gain	Yds Pen	Net Yds	1st Down	Last Scrm	How Given Up
1	15:00	10:14	4:46	Kickoff	KC 25	10	40	0	40	3	OAK 35	Field Goal
2	8:11	4:17	3:54	Kickoff	KC 18	7	67	15	82	4	* OAK 10	Touchdown
3	0:40	14:48	0:52	Kickoff	KC 25	3	5	0	5	0	KC 30	Punt
4	10:23	8:51	1:32	Punt	KC 1	3	99	0	99	2	KC 36	Touchdown
5	4:51	1:06	3:45	Missed FG	KC 43	10	46	-10	36	2	OAK 21	Field Goal
6	10:45	7:08	3:37	Kickoff	KC 25	6	70	5	75	2	KC 37	Touchdown
7	5:02	0:47	4:15	Punt	KC 26	11	55	0	55	3	* OAK 19	Field Goal
8	11:53	5:48	6:05	Kickoff	KC 9	10	46	0	46	3	OAK 45	Punt
9	4:15	2:25	1:50	Punt	KC 34	3	-5	0	-5	0	KC 29	Punt

(206) Average KC 23

**Oakland Raiders**

#	Time Recd	Time Lost	Time Poss	How Ball Obtained	Drive Began	# Play	Yds Gain	Yds Pen	Net Yds	1st Down	Last Scrm	How Given Up
1	10:14	8:11	2:03	Kickoff	OAK 25	4	75	0	75	3	KC 38	Touchdown
2	4:17	0:40	3:37	Kickoff	OAK 25	8	75	0	75	3	KC 45	Touchdown
3	14:48	10:23	4:25	Punt	OAK 18	9	46	-10	36	3	KC 46	Punt
4	8:51	4:51	4:00	Kickoff	OAK 25	10	51	-11	40	3	KC 35	Missed FG
5	1:06	0:00	1:06	Kickoff	OAK 25	7	33	15	48	3	KC 27	Missed FG
6	15:00	10:45	4:15	Kickoff	OAK 15	8	38	47	85	5	* KC 4	Touchdown
7	7:08	5:02	2:06	Kickoff	OAK 25	4	17	-5	12	1	OAK 37	Punt
8	0:47	11:53	3:54	Kickoff	OAK 25	12	67	0	67	4	* KC 8	Field Goal
9	5:48	4:15	1:33	Punt	OAK 8	3	7	0	7	0	OAK 15	Punt
10	2:25	0:00	2:25	Punt	OAK 15	11	96	-11	85	7	* KC 2	Touchdown

(206) Average OAK 21

\* inside opponent's 20

**Time of Possession by Quarter**

	1st	2nd	3rd	4th	OT	Total
<b>Visitor</b> Kansas City Chiefs	9:20	5:29	7:52	7:55		30:36
<b>Home</b> Oakland Raiders	5:40	9:31	7:08	7:05		29:24

**Kickoff Drive No.-Start Average**

Chiefs: 5 - KC 20                      Raiders: 7 - OAK 24

## Ball Possession And Drive Chart

### Oakland Raiders

#	Time Recd	Time Lost	Time Poss	How Ball Obtained	Drive Began	# Play	Yds Gain	Yds Pen	Net Yds	1st Down	Last Scrm	How Given Up
1	15:00	9:28	5:32	Kickoff	OAK 19	13	81	0	81	6	* BUF 1	Touchdown
2	3:23	1:35	1:48	Punt	OAK 18	4	50	-10	40	1	BUF 42	Punt
3	0:11	13:26	1:45	Punt	OAK 26	3	8	0	8	0	OAK 34	Punt
4	8:46	4:53	3:53	Kickoff	OAK 19	5	12	5	17	1	OAK 36	Punt
5	2:01	0:32	1:29	Punt	OAK 1	5	38	0	38	2	OAK 34	Fumble
6	0:32	0:00	0:32	Kickoff	OAK 41	4	27	0	27	2	BUF 47	End of Half
7	11:44	10:41	1:03	Kickoff	OAK 20	3	1	0	1	0	OAK 21	Interception
8	8:18	7:16	1:02	Kickoff	OAK 33	3	2	0	2	0	OAK 35	Punt
9	14:57	10:50	4:07	Kickoff	OAK 25	9	75	0	75	6	* BUF 4	Touchdown
10	4:54	3:21	1:33	Punt	OAK 19	6	29	0	29	1	OAK 48	Downs
11	3:12	1:33	1:39	Kickoff	OAK 25	8	44	5	49	4	BUF 26	Interception

(246) Average OAK 22

### Buffalo Bills

#	Time Recd	Time Lost	Time Poss	How Ball Obtained	Drive Began	# Play	Yds Gain	Yds Pen	Net Yds	1st Down	Last Scrm	How Given Up
1	9:28	3:23	6:05	Kickoff	BUF 25	11	35	-15	20	3	BUF 45	Punt
2	1:35	0:11	1:24	Punt	BUF 9	3	9	0	9	0	BUF 18	Punt
3	13:26	8:46	4:40	Punt	BUF 36	9	64	0	64	4	* OAK 6	Touchdown
4	4:53	2:01	2:52	Punt	BUF 36	5	23	-10	13	1	BUF 49	Punt
5	15:00	13:06	1:54	Kickoff	BUF 30	3	2	0	2	0	BUF 32	Punt
6	13:06	11:44	1:22	Fumble	OAK 14	4	7	-10	-3	0	* OAK 17	Field Goal
7	10:41	8:18	2:23	Interception	OAK 41	6	15	0	15	1	OAK 26	Field Goal
8	7:16	14:57	7:19	Punt	BUF 20	12	100	-20	80	5	* OAK 1	Touchdown
9	10:50	4:54	5:56	Kickoff	BUF 25	9	28	0	28	2	OAK 47	Punt
10	3:21	3:12	0:09	Downs	OAK 48	1	48	0	48	1	OAK 48	Touchdown
11	1:33	0:00	1:33	Interception	BUF 15	3	0	0	0	0	BUF 16	End of Game

(393) Average BUF 36

### \* inside opponent's 20

#### Time of Possession by Quarter

Visitor	Home	1st	2nd	3rd	4th	OT	Total
Oakland Raiders	Buffalo Bills	7:31	7:28	2:05	7:19		24:23
		7:29	7:32	12:55	7:41		35:37

#### Kickoff Drive No.-Start Average

Raiders: 7 - OAK 26

Bills: 3 - BUF 27

## Ball Possession And Drive Chart

### Oakland Raiders

#	Time Recd	Time Lost	Time Poss	How Ball Obtained	Drive Began	# Play	Yds Gain	Yds Pen	Net Yds	1st Down	Last Scrm	How Given Up
1	15:00	7:31	7:29	Kickoff	OAK 25	12	63	-5	58	3	* MIA 17	Field Goal
2	3:02	1:12	1:50	Punt	OAK 18	4	13	5	18	1	OAK 36	Punt
3	7:28	3:26	4:02	Fumble	OAK 19	6	111	-30	81	4	MIA 44	Touchdown
4	0:32	0:00	0:32	Kickoff	OAK 23	5	42	0	42	2	MIA 35	Field Goal
5	12:47	9:23	3:24	Punt	OAK 33	6	67	0	67	3	MIA 22	Touchdown
6	6:34	5:08	1:26	Kickoff	OAK 32	3	5	0	5	0	OAK 37	Punt
7	3:31	12:46	5:45	Punt	OAK 38	9	24	-10	14	2	MIA 43	Fumble
8	10:44	9:31	1:13	Punt	OAK 10	3	1	0	1	0	OAK 11	Punt
9	7:21	4:37	2:44	Punt	OAK 13	6	54	33	87	5	* MIA 3	Touchdown
10	2:53	1:54	0:59	Downs	OAK 49	3	0	0	0	0	OAK 49	Interception
11	1:32	0:00	1:32	Kickoff	50	3	-3	0	-3	0	OAK 48	End of Game

(310) Average OAK 28

### Miami Dolphins

#	Time Recd	Time Lost	Time Poss	How Ball Obtained	Drive Began	# Play	Yds Gain	Yds Pen	Net Yds	1st Down	Last Scrm	How Given Up
1	7:31	3:02	4:29	Kickoff	MIA 9	7	37	-5	32	2	MIA 41	Punt
2	1:12	10:37	5:35	Punt	MIA 18	10	77	5	82	6	* OAK 10	Touchdown
3	10:37	7:28	3:09	Onside Kick	MIA 48	5	32	0	32	2	OAK 24	Fumble
4	3:26	0:32	2:54	Kickoff	MIA 20	8	29	20	49	3	OAK 31	Field Goal
5	15:00	12:47	2:13	Kickoff	MIA 25	3	16	-15	1	0	MIA 26	Punt
6	9:23	6:34	2:49	Kickoff	MIA 25	7	75	0	75	4	* OAK 6	Touchdown
7	5:08	3:31	1:37	Punt	MIA 18	3	3	0	3	0	MIA 21	Punt
8	12:46	10:44	2:02	Fumble	MIA 48	4	15	-10	5	0	OAK 47	Punt
9	9:31	7:21	2:10	Punt	MIA 45	3	2	-10	-8	0	MIA 37	Punt
10	4:37	2:53	1:44	Kickoff	MIA 25	7	37	-10	27	1	OAK 48	Downs
11	1:54	1:32	0:22	Interception	MIA 17	5	68	15	83	5	* OAK 15	Touchdown

(298) Average MIA 27

### \* inside opponent's 20

Time of Possession by Quarter		1st	2nd	3rd	4th	OT	Total
Visitor	Oakland Raiders	9:19	4:34	8:21	8:42		30:56
Home	Miami Dolphins	5:41	10:26	6:39	6:18		29:04

### Kickoff Drive No.-Start Average

Raiders: 3 - OAK 27

Dolphins: 5 - MIA 21

**New England Patriots vs Oakland Raiders**  
**11/19/2017 at Estadio Azteca**

# Ball Possession And Drive Chart

**New England Patriots**

#	Time Recd	Time Lost	Time Poss	How Ball Obtained	Drive Began	# Play	Yds Gain	Yds Pen	Net Yds	1st Down	Last Scrm	How Given Up
1	11:16	4:09	7:07	Punt	NE 13	15	82	5	87	6	* OAK 15	Touchdown
2	1:47	13:35	3:12	Interception	NE 16	6	22	5	27	2	NE 43	Punt
3	8:55	5:23	3:32	Punt	NE 20	9	80	0	80	4	* OAK 5	Touchdown
4	0:33	0:00	0:33	Fumble	NE 7	5	48	0	48	3	OAK 45	Field Goal
5	15:00	14:06	0:54	Kickoff	NE 25	3	75	0	75	2	NE 36	Touchdown
6	11:01	7:04	3:57	Punt	NE 20	8	47	0	47	3	OAK 33	Field Goal
7	4:39	2:03	2:36	Downs	OAK 44	5	17	5	22	2	OAK 22	Field Goal
8	11:43	8:15	3:28	Kickoff	NE 30	8	44	15	59	3	* OAK 11	Field Goal
9	2:34	0:16	2:18	Downs	NE 21	3	9	0	9	0	NE 30	Punt

(208) Average NE 23

**Oakland Raiders**

#	Time Recd	Time Lost	Time Poss	How Ball Obtained	Drive Began	# Play	Yds Gain	Yds Pen	Net Yds	1st Down	Last Scrm	How Given Up
1	15:00	11:16	3:44	Kickoff	OAK 25	6	18	0	18	1	OAK 43	Punt
2	4:09	1:47	2:22	Kickoff	OAK 25	5	15	-5	10	1	OAK 35	Interception
3	13:35	8:55	4:40	Punt	OAK 13	7	51	-10	41	2	NE 46	Punt
4	5:23	0:33	4:50	Kickoff	OAK 25	11	68	0	68	4	* NE 15	Fumble
5	14:06	11:01	3:05	Kickoff	OAK 25	6	28	0	28	2	NE 47	Punt
6	7:04	4:39	2:25	Kickoff	OAK 25	7	14	5	19	1	OAK 44	Downs
7	2:03	11:43	5:20	Kickoff	OAK 25	13	85	-10	75	6	* NE 9	Touchdown
8	8:15	2:34	5:41	Kickoff	OAK 25	15	60	-6	54	4	NE 21	Downs
9	0:16	0:00	0:16	Punt	OAK 19	1	5	0	5	0	OAK 19	End of Game

(207) Average OAK 23

\* inside opponent's 20

**Time of Possession by Quarter**

	1st	2nd	3rd	4th	OT	Total
<b>Visitor</b> New England Patriots	8:54	5:30	7:27	5:46		27:37
<b>Home</b> Oakland Raiders	6:06	9:30	7:33	9:14		32:23

**Kickoff Drive No.-Start Average**

Patriots: 2 - NE 28                      Raiders: 7 - OAK 25

**Denver Broncos vs Oakland Raiders**  
**11/26/2017 at Oakland-Alameda County Coliseum**

# Ball Possession And Drive Chart

**Denver Broncos**

#	Time Recd	Time Lost	Time Poss	How Ball Obtained	Drive Began	# Play	Yds Gain	Yds Pen	Net Yds	1st Down	Last Scrm	How Given Up
1	14:01	12:31	1:30	Punt	DEN 21	3	4	0	4	0	DEN 25	Punt
2	8:53	6:23	2:30	Punt	DEN 24	3	3	-10	-7	0	DEN 17	Punt
3	3:38	1:36	2:02	Punt	DEN 8	5	26	-5	21	1	DEN 29	Punt
4	0:47	14:06	1:41	Fumble	OAK 24	5	23	0	23	1	* OAK 1	Interception
5	8:45	6:49	1:56	Kickoff	DEN 25	3	-4	0	-4	0	DEN 21	Punt
6	2:49	2:19	0:30	Kickoff	DEN 25	3	-2	0	-2	0	DEN 23	Punt
7	0:42	0:00	0:42	Punt	DEN 2	1	4	0	4	0	DEN 2	End of Half
8	15:00	11:08	3:52	Kickoff	DEN 25	6	2	0	2	1	DEN 27	Punt
9	6:22	4:48	1:34	Kickoff	DEN 15	3	9	0	9	0	DEN 24	Punt
10	2:31	1:37	0:54	Punt	DEN 7	3	1	0	1	0	DEN 8	Punt
11	14:09	10:21	3:48	Punt	DEN 7	10	93	0	93	4	OAK 25	Touchdown
12	5:46	2:39	3:07	Missed FG	DEN 25	12	60	15	75	5	OAK 22	Touchdown

(260) Average DEN 22

**Oakland Raiders**

#	Time Recd	Time Lost	Time Poss	How Ball Obtained	Drive Began	# Play	Yds Gain	Yds Pen	Net Yds	1st Down	Last Scrm	How Given Up
1	15:00	14:01	0:59	Kickoff	OAK 25	3	6	0	6	0	OAK 31	Punt
2	12:31	8:53	3:38	Punt	OAK 20	6	36	-13	23	1	OAK 43	Punt
3	6:23	3:38	2:45	Punt	OAK 46	3	-7	15	8	1	DEN 46	Punt
4	1:36	0:47	0:49	Punt	OAK 28	2	-4	0	-4	0	OAK 29	Fumble
5	14:06	8:45	5:21	Interception	OAK 20	8	70	10	80	5	* DEN 9	Touchdown
6	6:49	2:49	4:00	Punt	OAK 48	8	32	20	52	6	* DEN 1	Touchdown
7	2:19	0:42	1:37	Punt	OAK 40	5	18	0	18	1	DEN 42	Punt
8	11:08	6:22	4:46	Punt	OAK 34	7	71	-5	66	3	* DEN 6	Touchdown
9	4:48	2:31	2:17	Punt	OAK 34	3	9	0	9	0	OAK 43	Punt
10	1:37	14:09	2:28	Punt	OAK 32	4	28	-10	18	1	50	Punt
11	10:21	5:46	4:35	Kickoff	DEN 48	9	36	-5	31	2	* DEN 17	Missed FG
12	2:39	0:00	2:39	Kickoff	OAK 13	6	53	0	53	1	DEN 33	End of Game

(392) Average OAK 33

\* inside opponent's 20

**Time of Possession by Quarter**

	1st	2nd	3rd	4th	OT	Total
<b>Visitor</b> Denver Broncos	6:49	4:02	6:20	6:55		24:06
<b>Home</b> Oakland Raiders	8:11	10:58	8:40	8:05		35:54

**Kickoff Drive No.-Start Average**

Broncos: 4 - DEN 22

Raiders: 2 - OAK 19

**New York Giants vs Oakland Raiders**  
**12/3/2017 at Oakland-Alameda County Coliseum**

# Ball Possession And Drive Chart

**New York Giants**

#	Time Recd	Time Lost	Time Poss	How Ball Obtained	Drive Began	# Play	Yds Gain	Yds Pen	Net Yds	1st Down	Last Scrm	How Given Up
1	15:00	13:57	1:03	Kickoff	NYG 25	3	3	0	3	0	NYG 28	Punt
2	12:26	10:30	1:56	Kickoff	NYG 25	3	-4	0	-4	0	NYG 21	Punt
3	8:19	6:46	1:33	Punt	NYG 20	3	6	0	6	0	NYG 26	Punt
4	5:22	0:06	5:16	Punt	NYG 26	11	69	5	74	5	* OAK 1	Touchdown
5	11:45	8:53	2:52	Downs	NYG 46	5	28	-5	23	1	OAK 29	Fumble
6	3:37	1:56	1:41	Kickoff	NYG 25	3	5	0	5	0	NYG 30	Punt
7	0:46	0:35	0:11	Downs	OAK 9	2	-7	5	-2	0	* OAK 4	Fumble
8	13:48	8:53	4:55	Punt	NYG 15	8	26	0	26	2	NYG 41	Punt
9	5:53	4:11	1:42	Punt	NYG 4	3	7	17	24	1	NYG 28	Punt
10	0:45	0:00	0:45	Fumble	NYG 27	3	3	0	3	0	NYG 30	Punt
11	10:18	5:16	5:02	Kickoff	NYG 12	9	88	0	88	4	* OAK 10	Touchdown
12	3:23	1:38	1:45	Kickoff	NYG 20	9	41	5	46	2	OAK 34	Field Goal

(336) Average NYG 28

**Oakland Raiders**

#	Time Recd	Time Lost	Time Poss	How Ball Obtained	Drive Began	# Play	Yds Gain	Yds Pen	Net Yds	1st Down	Last Scrm	How Given Up
1	13:57	12:26	1:31	Punt	OAK 40	3	60	0	60	1	OAK 49	Touchdown
2	10:30	8:19	2:11	Punt	OAK 39	3	8	0	8	0	OAK 47	Punt
3	6:46	5:22	1:24	Punt	OAK 27	3	-2	-5	-7	0	OAK 20	Punt
4	0:06	11:45	3:21	Kickoff	OAK 33	6	21	0	21	1	NYG 45	Downs
5	8:53	3:37	5:16	Fumble	OAK 32	12	52	-5	47	3	NYG 21	Field Goal
6	1:56	0:46	1:10	Punt	OAK 1	6	8	0	8	1	OAK 20	Downs
7	0:35	0:00	0:35	Fumble	OAK 11	2	14	0	14	1	OAK 16	End of Half
8	15:00	13:48	1:12	Kickoff	OAK 33	3	2	0	2	0	OAK 35	Punt
9	8:53	5:53	3:00	Punt	OAK 13	7	50	0	50	2	NYG 37	Punt
10	4:11	0:45	3:26	Punt	OAK 39	6	31	0	31	1	NYG 44	Fumble
11	15:00	10:18	4:42	Punt	OAK 21	8	79	0	79	5	* NYG 9	Touchdown
12	5:16	3:23	1:53	Kickoff	OAK 32	4	68	0	68	2	* NYG 9	Touchdown
13	1:38	0:00	1:38	Kickoff	NYG 48	4	10	0	10	1	NYG 37	End of Game

(373) Average OAK 29

\* inside opponent's 20

**Time of Possession by Quarter**

	1st	2nd	3rd	4th	OT	Total
<b>Visitor</b> New York Giants	9:48	4:44	7:22	6:47		28:41
<b>Home</b> Oakland Raiders	5:12	10:16	7:38	8:13		31:19

**Kickoff Drive No.-Start Average**

Giants: 5 - NYG 21                      Raiders: 3 - OAK 33



## Ball Possession And Drive Chart

### Oakland Raiders

#	Time Recd	Time Lost	Time Poss	How Ball Obtained	Drive Began	# Play	Yds Gain	Yds Pen	Net Yds	1st Down	Last Scrm	How Given Up
1	15:00	13:29	1:31	Kickoff	OAK 25	3	-8	0	-8	0	OAK 17	Punt
2	9:22	7:00	2:22	Kickoff	OAK 25	5	34	0	34	1	KC 41	Punt
3	14:57	13:19	1:38	Kickoff	OAK 25	3	3	0	3	0	OAK 28	Punt
4	10:48	6:32	4:16	Kickoff	OAK 25	8	33	18	51	3	KC 24	Interception
5	1:41	1:14	0:27	Kickoff	OAK 25	3	6	0	6	0	OAK 31	Punt
6	11:01	8:47	2:14	Kickoff	OAK 25	3	1	-5	-4	0	OAK 21	Punt
7	6:33	6:23	0:10	Punt	OAK 11	1	8	0	8	0	OAK 11	Fumble
8	6:11	5:13	0:58	Interception	OAK 9	3	0	-4	-4	0	OAK 5	Punt
9	3:22	14:51	3:31	Kickoff	OAK 25	7	27	-5	22	2	OAK 47	Punt
10	11:19	8:51	2:28	Punt	OAK 33	6	67	0	67	4	KC 22	Touchdown
11	8:51	7:09	1:42	Onside Kick	KC 43	4	42	1	43	2	KC 29	Touchdown
12	2:39	0:36	2:03	Punt	OAK 12	9	55	-5	50	3	KC 38	Interception

(297) Average OAK 25

### Kansas City Chiefs

#	Time Recd	Time Lost	Time Poss	How Ball Obtained	Drive Began	# Play	Yds Gain	Yds Pen	Net Yds	1st Down	Last Scrm	How Given Up
1	13:29	9:22	4:07	Punt	KC 42	8	23	0	23	2	OAK 35	Field Goal
2	7:00	14:57	7:03	Punt	KC 14	14	86	0	86	7	* OAK 1	Touchdown
3	13:19	10:48	2:31	Punt	KC 37	7	52	0	52	2	* OAK 11	Field Goal
4	6:32	1:41	4:51	Interception	KC 24	9	61	0	61	2	* OAK 15	Field Goal
5	1:14	0:00	1:14	Punt	KC 25	5	13	0	13	1	KC 42	End of Half
6	15:00	11:01	3:59	Kickoff	KC 25	9	53	0	53	3	OAK 22	Field Goal
7	8:47	6:33	2:14	Punt	KC 33	5	21	0	21	1	OAK 46	Punt
8	6:23	6:11	0:12	Fumble	OAK 28	1	0	0	0	0	OAK 28	Interception
9	5:13	3:22	1:51	Punt	OAK 38	4	38	0	38	2	* OAK 13	Touchdown
10	14:51	11:19	3:32	Punt	KC 20	6	34	0	34	2	OAK 46	Punt
11	7:09	2:39	4:30	Kickoff	KC 25	6	28	-20	8	1	KC 33	Punt
12	0:36	0:00	0:36	Interception	KC 7	1	-1	0	-1	0	KC 7	End of Game

(386) Average KC 32

### \* inside opponent's 20

Time of Possession by Quarter		1st	2nd	3rd	4th	OT	Total
Visitor	Oakland Raiders	3:53	6:21	6:44	6:22		23:20
Home	Kansas City Chiefs	11:07	8:39	8:16	8:38		36:40

### Kickoff Drive No.-Start Average

Raiders: 7 - OAK 25

Chiefs: 2 - KC 25

**Dallas Cowboys vs Oakland Raiders**  
**12/17/2017 at Oakland Alameda-County Coliseum**

## Ball Possession And Drive Chart

**Dallas Cowboys**

#	Time Recd	Time Lost	Time Poss	How Ball Obtained	Drive Began	# Play	Yds Gain	Yds Pen	Net Yds	1st Down	Last Scrm	How Given Up
1	15:00	10:40	4:20	Kickoff	DAL 25	8	50	-10	40	3	OAK 35	Interception
2	9:04	4:56	4:08	Punt	DAL 32	9	41	0	41	3	OAK 27	Field Goal
3	3:49	14:04	4:45	Punt	DAL 35	8	62	3	65	5	* OAK 1	Touchdown
4	8:12	3:08	5:04	Punt	DAL 10	8	11	5	16	2	DAL 26	Punt
5	8:03	7:14	0:49	Kickoff	DAL 15	3	1	0	1	0	DAL 16	Interception
6	6:14	0:45	5:29	Kickoff	DAL 25	11	80	-5	75	5	* OAK 5	Touchdown
7	10:35	8:07	2:28	Kickoff	DAL 25	3	17	-10	7	0	DAL 32	Punt
8	6:30	1:44	4:46	Punt	DAL 30	11	69	0	69	3	* OAK 1	Field Goal
9	0:31	0:00	0:31	Fumble	DAL 35	1	-1	0	-1	0	DAL 35	End of Game

(232) Average DAL 26

**Oakland Raiders**

#	Time Recd	Time Lost	Time Poss	How Ball Obtained	Drive Began	# Play	Yds Gain	Yds Pen	Net Yds	1st Down	Last Scrm	How Given Up
1	10:40	9:04	1:36	Interception	OAK 30	3	5	0	5	0	OAK 35	Punt
2	4:56	3:49	1:07	Kickoff	OAK 25	3	2	5	7	0	OAK 32	Punt
3	14:04	8:12	5:52	Kickoff	OAK 10	9	45	-7	38	2	OAK 48	Punt
4	3:08	0:00	3:08	Punt	OAK 31	12	53	-5	48	5	* DAL 21	Missed FG
5	15:00	8:03	6:57	Kickoff	OAK 10	11	95	-5	90	6	* DAL 2	Touchdown
6	7:14	6:14	1:00	Interception	DAL 22	4	1	0	1	0	DAL 21	Field Goal
7	0:45	10:35	5:10	Kickoff	OAK 47	10	53	0	53	4	* DAL 2	Touchdown
8	8:07	6:30	1:37	Punt	OAK 15	3	6	0	6	0	OAK 21	Punt
9	1:44	0:31	1:13	Kickoff	OAK 11	8	33	55	88	2	* DAL 8	Fumble

(257) Average OAK 29

\* inside opponent's 20

Time of Possession by Quarter		1st	2nd	3rd	4th	OT	Total
<b>Visitor</b>	Dallas Cowboys	12:17	6:00	6:18	7:45		32:20
<b>Home</b>	Oakland Raiders	2:43	9:00	8:42	7:15		27:40

**Kickoff Drive No.-Start Average**

Cowboys: 4 - DAL 22

Raiders: 5 - OAK 21

# Ball Possession And Drive Chart

## Oakland Raiders

#	Time Recd	Time Lost	Time Poss	How Ball Obtained	Drive Began	# Play	Yds Gain	Yds Pen	Net Yds	1st Down	Last Scrm	How Given Up
1	13:59	9:07	4:52	Punt	OAK 40	7	28	-10	18	1	PHI 42	Downs
2	2:51	1:34	1:17	Kickoff	OAK 29	3	7	0	7	0	OAK 36	Punt
3	14:00	12:36	1:24	Punt	OAK 26	3	74	0	74	2	OAK 37	Touchdown
4	10:33	3:08	7:25	Punt	OAK 13	11	52	-15	37	3	50	Punt
5	0:11	0:00	0:11	Missed FG	OAK 24	1	-1	0	-1	0	OAK 24	End of Half
6	15:00	10:50	4:10	Kickoff	OAK 25	8	64	5	69	3	* PHI 6	Field Goal
7	8:51	7:13	1:38	Punt	OAK 37	3	-2	0	-2	0	OAK 35	Punt
8	5:35	4:16	1:19	Punt	OAK 48	3	5	0	5	0	PHI 47	Interception
9	3:55	3:46	0:09	Fumble	OAK 30	1	0	0	0	0	OAK 30	Fumble
10	2:13	13:57	3:16	Kickoff	OAK 31	4	14	0	14	1	OAK 45	Punt
11	12:18	7:58	4:20	Punt	OAK 49	9	16	5	21	2	PHI 30	Missed FG
12	7:52	6:35	1:17	Interception	PHI 37	3	31	-10	21	1	PHI 24	Fumble
13	4:47	2:19	2:28	Punt	OAK 41	3	-1	0	-1	0	OAK 40	Punt
14	1:07	0:54	0:13	Punt	OAK 46	2	0	0	0	0	OAK 46	Interception
15	0:22	0:00	0:22	Kickoff	OAK 36	4	-13	0	-13	0	OAK 36	Fumble

(538) Average OAK 36

## Philadelphia Eagles

#	Time Recd	Time Lost	Time Poss	How Ball Obtained	Drive Began	# Play	Yds Gain	Yds Pen	Net Yds	1st Down	Last Scrm	How Given Up
1	15:00	13:59	1:01	Kickoff	PHI 25	3	5	0	5	0	PHI 30	Punt
2	9:07	2:51	6:16	Downs	PHI 42	11	68	-10	58	4	* OAK 17	Touchdown
3	1:34	14:00	2:34	Punt	PHI 20	5	9	5	14	1	PHI 34	Punt
4	12:36	10:33	2:03	Kickoff	PHI 25	4	26	-10	16	1	PHI 41	Punt
5	3:08	0:11	2:57	Punt	PHI 24	12	71	-10	61	4	* OAK 15	Missed FG
6	10:50	8:51	1:59	Kickoff	PHI 25	3	12	-10	2	0	PHI 27	Punt
7	7:13	5:35	1:38	Punt	PHI 22	3	-9	0	-9	0	PHI 13	Punt
8	4:16	3:55	0:21	Interception	OAK 44	2	14	0	14	0	OAK 44	Fumble
9	3:46	2:13	1:33	Fumble	OAK 30	5	13	0	13	1	* OAK 17	Field Goal
10	13:57	12:18	1:39	Punt	PHI 27	3	-18	0	-18	0	PHI 9	Punt
11	7:58	7:52	0:06	Missed FG	PHI 38	1	0	0	0	0	PHI 38	Interception
12	6:35	4:47	1:48	Fumble	PHI 16	3	6	0	6	0	PHI 22	Punt
13	2:19	1:07	1:12	Punt	PHI 12	3	-2	0	-2	0	PHI 10	Punt
14	0:54	0:22	0:32	Interception	PHI 48	6	21	0	21	1	OAK 31	Field Goal

(450) Average PHI 32

\* inside opponent's 20

### Time of Possession by Quarter

		1st	2nd	3rd	4th	OT	Total
Visitor	Oakland Raiders	6:09	9:00	9:29	9:43		34:21
Home	Philadelphia Eagles	8:51	6:00	5:31	5:17		25:39

### Kickoff Drive No.-Start Average

Raiders: 4 - OAK 30

Eagles: 3 - PHI 25



# THE LAST TIME

## RUSHING

### 200 Yards Rushing, Individual

By Raiders Napoleon Kaufman, Oct. 19, 1997, vs. Den. (227 yards)  
By Opponent Adrian Peterson, Nov. 15, 2015, vs. Min. (203 yards)

### 100 Yards Rushing, Individual

**By Raiders Marshawn Lynch, Dec. 3, 2017, vs. NYG (101 yards)**  
**By Opponent Kareem Hunt, Dec. 10, 2017, at KC (116 yards)**

### 100 Yards Rushing, Individual, One half

By Raiders Latavius Murray, Nov. 20, 2014, vs. KC (112 yards, first half)  
**By Opponent LeSean McCoy, Oct. 29, 2017, at Buf. (120 yards, second half)**

### 100 Yards Rushing and Receiving, Individual

By Raiders Marcus Allen, Sept. 7, 1986, at Den. (102 yards rushing, 102 receiving)  
By Opponent Priest Holmes, Dec. 9, 2001, vs. KC (168 yards rushing, 109 receiving)

### Two 100-yard Rushers

By Raiders Napoleon Kaufman (122 yards) and Tyrone Wheatley (111 yards), Dec. 19, 1999, vs. TB  
By Opponent Willis McGahee (163 yards) and Tim Tebow (118 yards), Nov. 6, 2011, vs. Den.

### Four Touchdowns Rushing, Individual

By Raiders Never  
By Opponent Doug Martin, Nov. 4, 2012, vs. TB

### Three Touchdowns Rushing, Individual

By Raiders Latavius Murray, Nov. 6, 2016, vs. Den.  
By Opponent C.J. Anderson, Dec. 28, 2014, at Den.

### Two Touchdowns Rushing, Individual

**By Raiders Marshawn Lynch, Nov. 5, 2017, at Mia.**  
By Opponent Mike Gillislee, Dec. 4, 2016, vs. Buf.

### 300 Rushing Yards, Team

By Raiders Oct. 24, 2010, at Den. (328 yards)  
By Opponent Oct. 25, 2009, vs. NYJ (316 yards)

### 200 Rushing Yards, Team

By Raiders Nov. 6, 2016, vs. Den. (218 yards)  
By Opponent Dec. 4, 2016, vs. Buf. (210 yards)

### 50 Rushing Attempts, Team

By Raiders Dec. 5, 2010, at SD (52 att.)  
By Opponent Oct. 25, 2009, vs. NYJ (54 att.)

### 40 Rushing Attempts, Team

By Raiders Nov. 6, 2016, vs. Den. (43 att.)  
By Opponent Jan. 1, 2017, at Den. (40 att.)

### 30 Rushing Attempts, Individual

By Raiders Darren McFadden, Dec. 16, 2012, vs. KC (30 att.)  
By Opponent Andre Brown, Nov. 10, 2013, vs. NYG (30 att.)

### 70-yard Rush

By Raiders Jalen Richard, Sept. 11, 2016, at NO (75 yards, TD)  
By Opponent Adrian Peterson, Nov. 15, 2015, vs. (80 yards, TD)

### 60-Yard Rush

By Raiders Jalen Richard, Sept. 11, 2016, at NO (75 yards, TD)  
By Opponent Justin Forsett, Jan. 1, 2017, at Den. (64 yards)

### 50-yard Rush

**By Raiders Marshawn Lynch, Dec. 3, 2017, vs. NYG (51 yards, TD)**  
By Opponent Justin Forsett, Jan. 1, 2017, at Den. (64 yards)



# THE LAST TIME

## PASSING

### 500 Yards Passing, Individual

By Raiders Derek Carr, Oct. 30, 2016, at TB (513 yards)  
By Opponent Elvis Grbac, Dec. 5, 2000, vs. KC (504 yards)

### 400 Yards Passing, Individual

**By Raiders Derek Carr, Oct. 19, 2017, vs. KC (417 yards)**  
By Opponent Drew Brees, Sept. 11, 2016, at NO (423 yards)

### 300 Yards Passing, Individual

**By Raiders Derek Carr, Nov. 5, 2017, at Mia. (300 yards)**  
**By Opponent Tom Brady, Nov. 19, 2017, vs. NE (339 yards)**

### Seven Touchdown Passes, Individual

By Raiders Never  
By Opponent Nick Foles, Nov. 3, 2013, vs. Phi.

### Six Touchdown Passes, Individual

By Raiders Daryle Lamonica, Oct. 19, 1969, vs. Buf.  
By Opponent Dan Fouts, Nov. 22, 1981, vs. SD

### Five Touchdown Passes, Individual

By Raiders Kerry Collins, Dec. 19, 2004, vs. Ten.  
By Opponent Peyton Manning, Nov. 9, 2014, vs. Den.

### Four Touchdown Passes, Individual

By Raiders Derek Carr, Oct. 30, 2016, at TB  
By Opponent Philip Rivers, Oct. 9, 2016, vs. SD

### Three Touchdown Passes, Individual

**By Raiders Derek Carr, Oct. 19, 2017, vs. KC**  
**By Opponent Tom Brady, Nov. 19, 2017, vs. NE**

### Seven Interceptions Thrown, Individual

By Raiders Ken Stabler, Oct. 16, 1977, vs. Den.  
By Opponent Never

### Six Interceptions Thrown, Individual

By Raiders Donald Hollas, Dec. 6, 1999, vs. Mia.  
By Opponent Never

### Five Interceptions Thrown, Individual

By Raiders Jim Plunkett, Oct. 5, 1980, vs. KC  
By Opponent Steve Pelluer, Nov. 9, 1986, at Dal.

### Four Interceptions Thrown, Individual

By Raiders Matt McGloin, Dec. 15, 2013, vs. KC  
By Opponent Jake Delhomme, Nov. 9, 2008, vs. Car.

### 100-Point Passer Rating

**By Raiders Derek Carr, Nov. 26, 2017, vs. Den. (136.3)**  
**By Opponent Trevor Siemian, Nov. 26, 2017, vs. Den. (107.0)**

### 50 Pass Attempts, Individual

**By Raiders Derek Carr, Oct. 19, 2017, vs. KC (52 att.)**  
By Opponent Joe Flacco, Oct. 2, 2016, at Bal. (52 att.)

### 40 Pass Attempts, Individual

**By Raiders Derek Carr, Nov. 19, 2017, vs. NE (49 att.)**  
**By Opponent Jay Cutler, Nov. 5, 2017, at Mia. (42 att.)**

### 30 Completions, Individual

**By Raiders Derek Carr, Oct. 29, 2017, at Buf. (31 comp.)**  
**By Opponent Tom Brady, Nov. 19, 2017, vs. NE (30 comp.)**



# THE LAST TIME

## RECEIVING

### 10-or-more Receptions, Individual

**By Raiders** *Amari Cooper, Oct. 19, 2017, vs. KC (11 receptions)*  
**By Opponent** Demaryius Thomas, Dec. 13, 2015, at Den. (10 receptions)

### 200 Yards Receiving, Individual

**By Raiders** *Amari Cooper, Oct. 19, 2017, vs. KC (210 yards)*  
**By Opponent** Antonio Brown, Nov. 8, 2015, at Pit. (284 yards)

### 100 Yards Receiving, Individual

**By Raiders** *Jared Cook, Nov. 5, 2017, at Mia. (126 yards)*  
**By Opponent** *Brandin Cooks, Nov. 19, 2017, vs. NE (149 yards)*

### 100 Yards Receiving, One Half, Individual

**By Raiders** *Jared Cook, Nov. 5, 2017, at Mia. (113 yards, first half)*  
**By Opponent** *Mike Wallace, Oct. 8, 2017, vs. Bal. (106 yards, first half)*

### Two 100-yard Receivers

**By Raiders** *Amari Cooper (210 yards) and Jared Cook (107 yards), Oct. 19, 2017, vs. KC*  
**By Opponent** Travis Benjamin (117 yards) and Tyrell Williams (117 yards), Oct. 9, 2016, vs. SD

### Five Touchdown Receptions, Individual

**By Raiders** Never  
**By Opponent** Kellen Winslow, Nov. 22, 1981, vs. SD

### Four Touchdown Receptions, Individual

**By Raiders** Art Powell, Dec. 22, 1963, vs. HouO.  
**By Opponent** Jamaal Charles, Dec. 15, 2013, vs. KC

### Three Touchdown Receptions, Individual

**By Raiders** *Michael Crabtree, Sept. 17, 2017, vs. NYJ*  
**By Opponent** Riley Cooper, Nov. 3, 2013, vs. Phi.

### Two Touchdown Receptions, Individual

**By Raiders** *Michael Crabtree, Dec. 17, 2017, vs. Dal.*  
**By Opponent** *Jermaine Kearse, Sept. 17, 2017, vs. NYJ*

### Two 100-yard Rushers and Two 100-yard Receivers

**By Raiders/Opp.** Never

### 70-Yard Reception

**By Raiders** Jamize Olawale, Nov. 21, 2016, vs. Hou. (75 yards, TD)  
**By Opponent** *Chris Thompson, Sept. 24, 2017, at Was. (74 yards)*

### 60-Yard Reception

**By Raiders** *Amari Cooper, Dec. 25, 2017, at Phi. (63 yards, TD)*  
**By Opponent** *Brandin Cooks, Nov. 19, 2017, vs. NE (64 yards, TD)*

### 50-Yard Reception

**By Raiders** *Amari Cooper, Dec. 25, 2017, at Phi. (63 yards, TD)*  
**By Opponent** *Brandin Cooks, Nov. 19, 2017, vs. NE (64 yards, TD)*



# THE LAST TIME

## INTERCEPTIONS

### Four Interceptions, Individual

By Raiders/Opp. Never

### Three Interceptions, Individual

By Raiders Rod Woodson, Sept. 29, 2002, vs. Ten.  
By Opponent Dwayne Harper, Nov. 27, 1995, at SD

### Two Interceptions, Individual

**By Raiders Sean Smith, Dec. 17, 2017, vs. Dal.**  
By Opponent Terence Newman, Nov. 15, 2015, vs. Min.

### Interception Returned for Touchdown

By Raiders Khalil Mack, Nov. 27, 2016, vs. Car. (6 yards)  
By Opponent Damarious Randall, Dec. 20, 2015, vs. GB (43 yards)

## TOUCHDOWNS

### Five Touchdowns, Individual

By Raiders Never  
By Opponent Jamaal Charles, Dec. 15, 2013, vs. KC (49-, 39-, 16-, 71-yard receptions; 1-yard run)

### Four Touchdowns, Individual

By Raiders Darren McFadden, Oct. 24, 2010, at (4-, 4-, 57-yard runs; 19-yard reception)  
By Opponent Doug Martin, Nov. 4, 2012, vs. TB (45-, 67-, 70-, 1-yard runs)

### Three Touchdowns, Individual

**By Raiders Michael Crabtree, Sept. 17, 2017, vs. NYJ (2-, 26-, 1-yard receptions)**  
By Opponent C.J. Anderson, Dec. 28, 2014, at Den. (11-, 1-, 25-yard runs)

## FIELD GOALS/PATS

### Six Field Goals Made, Individual

By Raiders Sebastian Janikowski, Nov. 27, 2011, vs. Chi. (40, 47, 42, 19, 37, 44 yards)  
By Opponent Greg Davis, Oct. 5, 1997, vs. SD (30, 22, 38, 43, 33, 33 yards)

### Five Field Goals Made, Individual

By Raiders Sebastian Janikowski, Dec. 16, 2012, vs. KC (20, 50, 57, 30, 41 yards)  
By Opponent Nate Kaeding, Sept. 10, 2012, vs. SD (23, 28, 19, 41, 45 yards)

### Four Field Goals Made, Individual

**By Raiders Giorgio Tavecchio, Sept. 10, 2017, at Ten. (20, 52, 52, 43 yards)**  
**By Opponent Harrison Butker, Dec. 10, 2017, at KC (53, 29, 33, 40 yards)**

### 60-yard Field Goal

By Raiders Sebastian Janikowski, Sept. 12, 2011, at Den. (63 yards)  
By Opponent **Stephon Gostkowski, Nov. 19, 2017, vs. NE (62 yards)**

### Blocked Field-goal Attempt

By Raiders Denico Autry, Dec. 20, 2015, vs. GB (49-yard Mason Crosby attempt)  
By Opponent **Eric Murray, Oct. 19, 2017, vs. KC (53-yard Giorgio Tavecchio attempt)**

### Two-point Conversion

**By Raiders Michael Crabtree, Dec. 10, 2017, at KC (pass from Derek Carr)**  
**By Opponent Kenyan Drake, Nov. 5, 2017, at Mia. (pass from Jay Cutler)**

### PAT Missed

**By Raiders Giorgio Tavecchio, Oct. 15, 2017, vs. LAC (wide left)**  
By Opponent Josh Lambo, Dec. 18, 2016, At SD (wide right)



# THE LAST TIME

## Blocked PAT

By Raiders Keith McGill, Dec. 18, 2016, at SD (Josh Lambo, second attempt)  
By Opponent Hassan Ridgeway, Dec. 24, 2016, vs. Ind. (Sebastian Janikowski; third attempt)

## PUNTING

### 80-yard Punt

By Raiders Shane Lechler, Nov. 27, 2011, vs. Chi. (80 yards)  
By Opponent Never

### 70-yard Punt

By Raiders Marquette King, Sept. 25, 2016, at Ten. (72 yards)  
By Opponent Dustin Colquitt, Dec. 16, 2012, vs. KC (71 yards)

### 60-yard Punt

**By Raiders Marquette King, Dec. 3, 2017, vs. NYG (62 yards)**  
**By Opponent Brad Wing, Dec. 3, 2017, vs. NYG (69 yards)**

### Blocked Punt

By Raiders Denico Autry, Nov. 2, 2014, at Sea. (Jon Ryan, punter)  
By Opponent D.J. Alexander, Jan. 3, 2016, at KC (Marquette King, punter)

### 10 Punts, Individual

By Raiders Marquette King, Dec. 13, 2015, at Den. (10 punts, 460 yards)  
By Opponent Darren Bennett, Dec. 28, 2003, at SD (10 punts, 392 yards)

### No Punts

By Raiders Dec. 5, 1999 vs. Seattle  
By Opponent Sept. 30, 2012, at Denver

## OTHER SPECIAL TEAMS

### Kickoff Returned for Touchdown

By Raiders Jacoby Ford, Oct. 16, 2011, vs. Cle. (101 yards)  
By Opponent Cordarrelle Patterson, Nov. 15, 2015, vs. Min. (93 yards)

### Punt Returned for Touchdown

By Raiders Johnnie Lee Higgins, Dec. 21, 2008, vs. Hou. (80 yards)  
By Opponent Tyreek Hill, Dec. 8, 2016, at KC (78 yards)

### Blocked Field Goal Returned for Touchdown

By Raiders Never  
By Opponent Ray Mickens, Sept. 21, 1997, at NYJ (72 yards; Cole Ford, kicker)

### Blocked Punt Returned for Touchdown

By Raiders Brice Butler, Nov. 2, 2014, at Sea. (0 yards; Jon Ryan, punter)  
By Opponent Antonio Allen, Dec. 8, 2013, at NYJ (0 yards; Marquette King, punter)

### 50-Yard Kickoff Return

By Raiders Jalen Richard, Oct. 16, 2016, vs. KC (50 yards)  
By Opponent Devin Hester, Oct. 2, 2016, at Bal. (60 yards)

### 20-Yard Punt Return

By Raiders Jalen Richard, Oct. 30, 2016, at TB (20 yards)  
**By Opponent Isaiah McKenzie, Oct. 1, 2017, at Den. (29 yards)**





# THE LAST TIME

## Onside Kick Attempt

By Raiders

*Giorgio Tavecchio, Dec. 10, 2017, at KC (Successful)*

By Opponent

*Aldrick Rosas, Dec. 3, 2017, vs. NYG (Unsuccessful)*

## Successful Onside Kick

By Raiders

*Giorgio Tavecchio, Dec. 10, 2017, at KC (recovered by Erik Harris)*

By Opponent

*Cody Parkey, Nov. 5, 2017, at Mia. (recovered by Cody Parkey)*

## Game-Winning Field Goal

By Raiders

Sebastian Janikowski, Dec. 18, 2016, at SD (44 yards)

By Opponent

Chris Boswell, Nov. 8, 2015, at Pit. (18 yards)

## OTHER DEFENSE

### Shutout Posted

By Raiders

Dec. 16, 2012, vs. KC (15-0)

By Opponent

Nov. 30, 2014, at StL. (52-0)

### Fumble Returned for Touchdown

By Raiders

Keith McGill II, Dec. 28, 2014, at Den. (18 yards)

By Opponent

**Matt Milano, Oct. 29, 2017, at Buf. (40 yards)**

### Safety Scored

By Raiders

Denico Autry, Dec. 24, 2015, vs. SD (Philip Rivers sacked)

By Opponent

D.J. Alexander, Jan. 3, 2016, at KC (Marquette King blocked punt)

### Six Sacks, Individual

By Raiders

Never

By Opponent

Derrick Thomas, Sept. 6, 1988, at KC

### Five Sacks, Individual

By Raiders

Khalil Mack, Dec. 13, 2015, at Den.

By Opponent

Gary Jeter, Sept. 18, 1988, vs. LARm.

### Four Sacks, Individual

By Raiders

Khalil Mack, Dec. 13, 2015, at Den.

By Opponent

Brian Orakpo, Dec. 13, 2009, vs. Was.

### Three Sacks, Individual

By Raiders

Khalil Mack, Dec. 13, 2015, at Den.

By Opponent

Robert Quinn, Nov. 30, 2014, at StL.

### 200-or-Fewer Total Yards Allowed

By Raiders

Dec. 16, 2012, vs. KC (119 yards)

By Opponent

**Sept. 24, 2017, at Was. (128 yards)**

### 50-or-Fewer Rushing Yards Allowed

By Raiders

Nov. 6, 2016, vs. Den. (33 yards)

By Opponent

**Oct. 1, 2017, at Den. (24 yards)**

### Game Without Allowing Offensive Touchdown

By Raiders

Dec. 13, 2015, at Den.

By Opponent

Nov. 30, 2014, at StL.



# THE LAST TIME

## MISCELLANEOUS

### No Penalties

By Raiders Dec. 4, 2005, at SD  
By Opponent Dec. 8, 1974, at KC

### No Turnovers

**By Raiders Oct. 19, 2017, vs. KC**  
**By Opponent Nov. 19, 2017, vs. NE**

### No Sacks Allowed

**By Raiders Oct. 29, 2017, at Buf.**  
**By Opponent Oct. 29, 2017, at Buf.**

### Game without Touchdown

By Raiders Nov. 16, 2014, at SD  
By Opponent Dec. 13, 2015, at Den.

### 50 Points, Game

By Raiders Oct. 24, 2010, at Den. (59)  
By Opponent Nov. 30, 2014, at StL. (52)

### 40 Points, Game

**By Raiders Sept. 17, 2017, vs. NYJ (45)**  
By Opponent Dec. 28, 2014, at Den. (47)

### 500 Yards Total Offense

**By Raiders Oct. 19, 2017, vs. KC (505)**  
By Opponent Sept. 18, 2016, vs. Atl. (528)

### Tie Game

By Raiders Oakland 23, at Denver 23, Oct. 22, 1973

### Won in Final 2:00 of Regulation or OT

**By Raiders Oct. 19, 2017, vs. KC**  
**By Opponent Oct. 15, 2017, vs. LAC**

### Won by Three Points or Less

**By Raiders Nov. 5, 2017, at Mia. (27-24)**  
**By Opponent Dec. 17, 2017, vs. Dal. (20-17)**

### Won by 20 Points or More

**By Raiders Sept. 17, 2017, vs. NYJ (45-20)**  
**By Opponent Dec. 10, 2017, at KC (26-15)**

### Won After Trailing by 10-or-more Points

By Raiders Dec. 4, 2016, vs. Buf. (trailed by 15)  
By Opponent Nov. 28, 2013, at Dal. (trailed by 14)

### Won After Trailing in the Fourth Quarter

**By Raiders Oct. 19, 2017, vs. KC (trailed by six)**  
**By Opponent Oct. 15, 2017, vs. LAC (trailed by two)**

### Won After Trailing at Halftime

**By Raiders Oct. 19, 2017, vs. KC (trailed by six)**  
By Opponent Dec. 6, 2015, vs. KC (trailed by seven)




**UPDATED  
BIOS**



# UPDATED BIOS - DEFENSE

29



**DAVID  
AMERSON**

**POSITION:** CORNERBACK  
**COLLEGE:** NORTH CAROLINA STATE  
**HEIGHT:** 6-1 | **WEIGHT:** 205  
**ACQUIRED:** W-'15 (WAS.)  
**NFL EXP.:** 5 | **RAIDERS EXP.:** 3  
**HOMETOWN:** GREENSBORO, N.C.  
**BORN:** 12/08/91

**2017: (9/10) at Ten.:** Recorded two tackles in the victory...(9/17) vs. NYJ: Posted one tackle and added one pass defended...(9/24) at Was.: Tallied six tackles (three solo) and a season-high three passes defended...  
**(10/1) at Den.:** Posted one tackle before leaving the game with a concussion in the first half...(10/8) vs. Bal.: Inactive due to a concussion...(10/15) vs. LAC: Recorded four tackles (three) and one fumble recovery... Scooped up his first career fumble recovery after CB Dexter McDonald forced a fumble of WR Tyrell Williams in the second half...(10/19) vs. KC: Posted three tackles in the victory before leaving the game with an injury...(10/29) at Buf.: Inactive due to a foot injury...(11/5) at Mia.: Inactive due to a foot injury...(11/19) vs. NE: Inactive due to a foot injury...(11/26) vs. Den.: Inactive due to a foot injury...(12/3) vs. NYG: Inactive due to a foot injury...(12/10) at KC: Inactive due to a foot injury.

## DAVID AMERSON'S CAREER STATISTICS

Year	Team	GP	GS	Total	TACKLES			Yds.	No.	INTERCEPTIONS				FUMBLES		
					Solo	Asst.	Sacks			Yds.	Lg.	TD	PD	FF	FR	Yds.
2013	Washington	16	8	47	39	8	0.0	0.0	2	45	45t	1	10	1	0	0
2014	Washington	15	15	61	52	9	0.0	0.0	0	0	-	0	7	0	0	0
2015	Was./Oak.	16	12	62	57	5	0.0	0.0	4	28	24t	1	27	1	0	0
2016	Oakland	15	15	64	56	8	0.0	0.0	2	0	0	0	14	0	0	0
2017	Oakland	6	6	17	13	4	0.0	0.0	0	0	-	0	4	0	1	0
<b>Totals</b>		<b>68</b>	<b>56</b>	<b>251</b>	<b>217</b>	<b>34</b>	<b>0.0</b>	<b>0.0</b>	<b>8</b>	<b>73</b>	<b>45t</b>	<b>2</b>	<b>62</b>	<b>2</b>	<b>1</b>	<b>0</b>
<b>POSTSEASON</b>																
2016	Oakland	1	1	2	1	1	0.0	0.0	0	0	-	0	0	0	0	0
<b>Totals</b>		<b>1</b>	<b>1</b>	<b>2</b>	<b>1</b>	<b>1</b>	<b>0.0</b>	<b>0.0</b>	<b>0</b>	<b>0</b>	<b>-</b>	<b>0</b>	<b>0</b>	<b>0</b>	<b>0</b>	<b>0</b>

## DAVID AMERSON 2017 GAME-BY-GAME

Date	Opponent	W/L	GP/GS	Total	TACKLES			Yds.	No.	INTERCEPTIONS				FUMBLES		
					Solo	Asst.	Sacks			Yds.	Lg.	TD	PD	FF	FR	Yds.
9/10	at Ten.	W	1/1	2	2	0	0.0	0.0	0	0	-	0	0	0	0	0
9/17	NYJ	W	1/1	1	1	0	0.0	0.0	0	0	-	0	1	0	0	0
9/24	at Was.	L	1/1	6	3	3	0.0	0.0	0	0	-	0	3	0	0	0
10/1	at Den.	L	1/1	1	1	0	0.0	0.0	0	0	-	0	0	0	0	0
10/8	Bal.	L			(INACTIVE - CONCUSSION)											
10/15	LAC	L	1/1	4	3	1	0.0	0.0	0	0	-	0	0	0	1	0
10/19	KC	W	1/1	3	3	0	0.0	0.0	0	0	-	0	0	0	0	0
10/29	at Buf.	L			(INACTIVE - FOOT)											
11/5	at Mia.	W			(INACTIVE - FOOT)											
11/19	NE (Mex.)	L			(INACTIVE - FOOT)											
11/26	Den.	W			(INACTIVE - FOOT)											
12/3	NYG	W			(INACTIVE - FOOT)											
12/10	at KC	L			(INACTIVE - FOOT)											
12/17	Dal.	L			(INACTIVE - FOOT)											
12/25	at Phi.	L			(INACTIVE - FOOT)											
12/31	at LAC				(INACTIVE - FOOT)											
<b>Totals</b>			<b>6/6</b>	<b>17</b>	<b>13</b>	<b>4</b>	<b>0.0</b>	<b>0.0</b>	<b>0</b>	<b>0</b>	<b>-</b>	<b>0</b>	<b>4</b>	<b>0</b>	<b>1</b>	<b>0</b>



# UPDATED BIOS - DEFENSE

96



**DENICO  
AUTRY**

**POSITION:** DEFENSIVE LINEMAN  
**COLLEGE:** MISSISSIPPI STATE  
**HEIGHT:** 6-5 | **WEIGHT:** 270  
**ACQUIRED:** FA-'14  
**NFL EXP.:** 4 | **RAIDERS EXP.:** 4  
**HOMETOWN:** ALBEMARLE, N.C.  
**BORN:** 07/15/90

**2017: (9/10) at Ten.:** Rotated in on the defensive line, helping limit the Titans to 95 rushing yards...**(9/17) vs. NYJ:** Contributed three tackles (two solo), 0.5 sacks and one pass defended...Split a sack with DE Mario Edwards Jr., bringing down QB Josh McCown for a 4-yard loss in the third quarter...**(9/24) at Was.:** Tallied three tackles...**(10/1) at Den.:** Recorded three tackles (two) on the afternoon...**(10/8) vs. Bal.:** Rotated in as a key part of the defensive line, posting two tackles and one pass defended...**(10/15) vs. LAC:** Recorded three solo tackles and one pass defended in the loss...Knocked down QB Philip Rivers' pass on third down to force a punt...**(10/19) vs. KC:** Tallied two tackles and 0.5 sacks in the victory...Teamed up with DE Khalil Mack to take down QB Alex Smith late in the fourth quarter, forcing a punt and getting the ball back to the Raiders' offense to drive down the field for the game-winning score...**(10/29) at Buf:** Posted one tackle...**(11/5) at Mia.:** Recorded a season-high four tackles and one pass defended in the victory...**(11/19) vs. NE:** Notched one tackle...**(11/26) vs. Den.:** Posted one of the most productive games of his career, tallying three tackles and a career-high two sacks...Brought down QB Paxton Lynch for a 9-yard loss in the second quarter to force a punt...Dropped Lynch again in the third quarter for an 8-yard loss to force a punt...**(12/3) vs. NYG:** Tallied three tackles, one sack and one pass defended in the victory...Brought down QB Geno Smith for a 3-yard loss in the fourth quarter to force a FG attempt...**(12/10) at KC:** Made his first start of the season and tallied two passes defended.

## DENICO AUTRY'S CAREER STATISTICS

Year	Team	GP	GS	Total	TACKLES				INTERCEPTIONS				FUMBLES			
					Solo	Asst.	Sacks	Yds.	No.	Yds.	Lg.	TD	PD	FF	FR	Yds.
2014	Oakland	10	0	13	8	5	0.0	0.0	0	0	-	0	0	0	0	0
2015	Oakland	14	8	29	19	10	3.0	17.0	0	0	-	0	4	0	0	0
2016	Oakland	16	7	37	22	15	2.5	9.0	0	0	-	0	3	0	2	0
2017	Oakland	15	2	32	23	9	5.0	43.5	0	0	-	0	7	0	0	0
<b>Totals</b>		<b>55</b>	<b>17</b>	<b>111</b>	<b>72</b>	<b>39</b>	<b>10.5</b>	<b>69.5</b>	<b>0</b>	<b>0</b>	<b>-</b>	<b>0</b>	<b>14</b>	<b>0</b>	<b>2</b>	<b>0</b>
<b>POSTSEASON</b>																
2016	Oakland	1	0	3	2	1	0.0	0.0	0	0	-	0	1	0	0	0
<b>Totals</b>		<b>1</b>	<b>0</b>	<b>3</b>	<b>2</b>	<b>1</b>	<b>0.0</b>	<b>0.0</b>	<b>0</b>	<b>0</b>	<b>-</b>	<b>0</b>	<b>1</b>	<b>0</b>	<b>0</b>	<b>0</b>

## DENICO AUTRY 2017 GAME-BY-GAME

Date	Opponent	W/L	GP/GS	Total	TACKLES				INTERCEPTIONS				FUMBLES			
					Solo	Asst.	Sacks	Yds.	No.	Yds.	Lg.	TD	PD	FF	FR	Yds.
9/10	at Ten.	W	1/0	0	0	0	0.0	0.0	0	0	-	0	0	0	0	0
9/17	NYJ	W	1/0	3	2	1	0.5	2.0	0	0	-	0	1	0	0	0
9/24	at Was.	L	1/0	3	2	1	0.0	0.0	0	0	-	0	0	0	0	0
10/1	at Den.	L	1/0	3	2	1	0.0	0.0	0	0	-	0	0	0	0	0
10/8	Bal.	L	1/0	2	2	0	0.0	0.0	0	0	-	0	1	0	0	0
10/15	LAC	L	1/0	3	3	0	0.0	0.0	0	0	-	0	1	0	0	0
10/19	KC	W	1/0	2	2	0	0.5	5.5	0	0	-	0	0	0	0	0
10/29	at Buf.	L	1/0	1	0	1	0.0	0.0	0	0	-	0	0	0	0	0
11/5	at Mia.	W	1/0	4	2	2	0.0	0.0	0	0	-	0	1	0	0	0
11/19	NE (Mex.)	L	1/0	1	1	0	0.0	0.0	0	0	-	0	0	0	0	0
11/26	Den.	W	1/0	3	3	0	2.0	17.0	0	0	-	0	0	0	0	0
12/3	NYG	W	1/0	3	2	1	1.0	3.0	0	0	-	0	1	0	0	0
12/10	at KC	L	1/1	0	0	0	0.0	0.0	0	0	-	0	2	0	0	0
12/17	Dal.	L	1/0	3	1	2	0.0	0.0	0	0	-	0	0	0	0	0
12/25	at Phi.	L	1/1	1	1	0	1.0	16.0	0	0	-	0	0	0	0	0
12/31	at LAC															
<b>Totals</b>			<b>15/2</b>	<b>32</b>	<b>23</b>	<b>9</b>	<b>5.0</b>	<b>43.5</b>	<b>0</b>	<b>0</b>	<b>-</b>	<b>0</b>	<b>7</b>	<b>0</b>	<b>0</b>	<b>0</b>





# UPDATED BIOS - DEFENSE

38



**TJ  
CARRIE**

**POSITION:** CORNERBACK  
**COLLEGE:** OHIO  
**HEIGHT:** 6-0 | **WEIGHT:** 205  
**ACQUIRED:** D7a-'14  
**NFL EXP.:** 4 | **RAIDERS EXP.:** 4  
**HOMETOWN:** ANTIOCH, CALIF.  
**BORN:** 07/28/90

**2017: (9/10) at Ten.:** Made six tackles and added one pass defended in his season debut, seeing significant action on cornerback...(9/17) **vs. NYJ:** Started and finished with five tackles and one pass defended...(9/24) **at Was.:** Started and posted five tackles (four solo) and one pass defended...(10/1) **at Den.:** Started and recorded five tackles and one pass defended...(10/8) **vs. Bal.:** Made seven tackles on the day...(10/15) **vs. LAC:** Led the team with eight tackles and two passes defended in the loss...(10/19) **vs. KC:** Recorded seven tackles (six) in the win...(10/29) **at Buf.:** Recorded four tackles in the loss...(11/5) **at Mia.:** Posted five tackles in the victory, also recovering a RB Kenyon Drake fumble that was forced by LB Bruce Irvin...(11/19) **vs. NE:** Tied a team high with seven stops in the loss...(11/26) **vs. Den.:** Recorded six tackles (five) in the victory...(12/3) **vs. NYG:** Recorded one tackle and one pass defended in the victory...(12/10) **at KC:** Started and led the secondary with seven tackles.

## TJ CARRIE'S CAREER STATISTICS

Year	Team	GP	GS	Total	TACKLES				Yds.	No.	INTERCEPTIONS				FUMBLES		
					Solo	Asst.	Sacks	Yds.			Yds.	Lg.	TD	PD	FF	FR	Yds.
2014	Oakland	13	4	48	40	8	0.0	0.0	1	28	28	0	12	1	1	0	
2015	Oakland	15	14	53	43	10	0.0	0.0	1	2	2	0	11	1	0	0	
2016	Oakland	16	3	22	19	3	0.0	0.0	1	14	14	0	4	0	1	0	
2017	Oakland	15	14	80	67	13	0.0	0.0	0	0	-	0	9	0	2	0	
<b>Totals</b>		<b>59</b>	<b>35</b>	<b>203</b>	<b>169</b>	<b>34</b>	<b>0.0</b>	<b>0.0</b>	<b>3</b>	<b>44</b>	<b>28</b>	<b>0</b>	<b>36</b>	<b>2</b>	<b>4</b>	<b>0</b>	
<b>POSTSEASON</b>																	
2016	Oakland	1	1	2	2	0	0.0	0.0	0	0	-	0	0	0	0	0	
<b>Totals</b>		<b>1</b>	<b>1</b>	<b>2</b>	<b>2</b>	<b>0</b>	<b>0.0</b>	<b>0.0</b>	<b>0</b>	<b>0</b>	<b>-</b>	<b>0</b>	<b>0</b>	<b>0</b>	<b>0</b>	<b>0</b>	


## TJ CARRIE 2017 GAME-BY-GAME

Date	Opponent	W/L	GP/GS	Total	TACKLES				Yds.	No.	INTERCEPTIONS				FUMBLES		
					Solo	Asst.	Sacks	Yds.			Yds.	Lg.	TD	PD	FF	FR	Yds.
9/10	at Ten.	W	1/0	6	6	0	0.0	0.0	0	0	-	0	1	0	0	0	
9/17	NYJ	W	1/1	5	5	0	0.0	0.0	0	0	-	0	1	0	0	0	
9/24	at Was.	L	1/1	5	4	1	0.0	0.0	0	0	-	0	1	0	0	0	
10/1	at Den.	L	1/1	5	3	2	0.0	0.0	0	0	-	0	1	0	0	0	
10/8	Bal.	L	1/1	7	6	1	0.0	0.0	0	0	-	0	0	0	0	0	
10/15	LAC	L	1/1	8	7	1	0.0	0.0	0	0	-	0	2	0	0	0	
10/19	KC	W	1/1	7	6	1	0.0	0.0	0	0	-	0	0	0	0	0	
10/29	at Buf.	L	1/1	4	3	1	0.0	0.0	0	0	-	0	0	0	0	0	
11/5	at Mia.	W	1/1	5	5	0	0.0	0.0	0	0	-	0	0	0	1	0	
11/19	NE (Mex.)	L	1/1	7	5	2	0.0	0.0	0	0	-	0	0	0	0	0	
11/26	Den.	W	1/1	6	5	1	0.0	0.0	0	0	-	0	0	0	0	0	
12/3	NYG	W	1/1	1	1	0	0.0	0.0	0	0	-	0	1	0	0	0	
12/10	at KC	L	1/1	7	7	0	0.0	0.0	0	0	-	0	0	0	0	0	
12/17	Dal.	L	1/1	5	2	3	0.0	0.0	0	0	-	0	2	0	0	0	
12/25	at Phi.	L	1/1	2	2	0	0.0	0.0	0	0	-	0	0	0	1	0	
12/31	at LAC																
<b>Totals</b>			<b>15/14</b>	<b>80</b>	<b>67</b>	<b>13</b>	<b>0.0</b>	<b>0.0</b>	<b>0</b>	<b>0</b>	<b>-</b>	<b>0</b>	<b>9</b>	<b>0</b>	<b>2</b>	<b>0</b>	



# UPDATED BIOS - DEFENSE

91



**SHILIQUE  
CALHOUN**

**POSITION:** LINEBACKER  
**COLLEGE:** MICHIGAN STATE  
**HEIGHT:** 6-4 | **WEIGHT:** 250  
**ACQUIRED:** D3-'16  
**NFL EXP.:** 2 | **RAIDERS EXP.:** 2  
**HOMETOWN:** MIDDLETOWN, N.J.  
**BORN:** 03/20/92

**2017: (10/15) vs. LAC:** Made his season debut, appearing on defense and special teams...(10/19) vs. **KC:** Contributed on special teams...(10/29) at **Buf.:** Contributed on special teams...(11/5) at **Mia.:** Appeared on special teams...(11/19) vs. **NE:** Inactive...(11/26) vs. **Den.:** Inactive...(12/3) vs. **NYG:** Appeared on defense and special teams...(12/10) at **KC:** Saw significant snaps on defense and special teams, finishing with two tackles on defense, his first two of the year...Deflected a punt in the fourth quarter, resulting in just a 13-yard punt by Chiefs P Dustin Colquitt.

## SHILIQUE CALHOUN'S CAREER STATISTICS

Year	Team	GP	GS	Total	TACKLES			Yds.	No.	INTERCEPTIONS				FUMBLES		
					Solo	Asst.	Sacks			Yds.	Lg.	TD	PD	FF	FR	Yds.
2016	Oakland	10	0	5	3	2	0.5	1.0	0	0	-	0	1	0	0	0
2017	Oakland	8	0	4	3	1	0.0	0.0	0	0	-	0	0	0	0	0
<b>Totals</b>		<b>18</b>	<b>0</b>	<b>9</b>	<b>6</b>	<b>3</b>	<b>0.5</b>	<b>1.0</b>	<b>0</b>	<b>0</b>	<b>-</b>	<b>0</b>	<b>1</b>	<b>0</b>	<b>0</b>	<b>0</b>

## SHILIQUE CALHOUN 2017 GAME-BY-GAME

Date	Opponent	W/L	GP/GS	Total	TACKLES			Yds.	No.	INTERCEPTIONS				FUMBLES		
					Solo	Asst.	Sacks			Yds.	Lg.	TD	PD	FF	FR	Yds.
9/10	at Ten.	W														
9/17	NYJ	W														
9/24	at Was.	L														
10/1	at Den.	L														
10/8	Bal.	L														
10/15	LAC	L	1/0	0	0	0	0.0	0.0	0	0	-	0	0	0	0	0
10/19	KC	W	1/0	0	0	0	0.0	0.0	0	0	-	0	0	0	0	0
10/29	at Buf.	L	1/0	0	0	0	0.0	0.0	0	0	-	0	0	0	0	0
11/5	at Mia.	W	1/0	0	0	0	0.0	0.0	0	0	-	0	0	0	0	0
11/19	NE (Mex.)	L														
11/26	Den.	W														
12/3	NYG	W	1/0	0	0	0	0.0	0.0	0	0	-	0	0	0	0	0
12/10	at KC	L	1/0	2	1	1	0.0	0.0	0	0	-	0	0	0	0	0
12/17	Dal.	L	1/0	1	1	0	0.0	0.0	0	0	-	0	0	0	0	0
12/25	at Phi.	L	1/0	1	1	0	0.0	0.0	0	0	-	0	0	0	0	0
12/31	at LAC															
<b>Totals</b>			<b>8/0</b>	<b>4</b>	<b>3</b>	<b>1</b>	<b>0.0</b>	<b>0.0</b>	<b>0</b>	<b>0</b>	<b>-</b>	<b>0</b>	<b>0</b>	<b>0</b>	<b>0</b>	<b>0</b>





# UPDATED BIOS - DEFENSE

47



**JAMES  
COWSER**

**POSITION:** LINEBACKER/DEF. END  
**COLLEGE:** SOUTHERN UTAH  
**HEIGHT:** 6-3 | **WEIGHT:** 245  
**ACQUIRED:** FA-'16  
**NFL EXP.:** 2 | **RAIDERS EXP.:** 2  
**HOMETOWN:** FRUIT HEIGHTS, UTAH  
**BORN:** 09/13/90

**2017: (9/10) at Ten.:** Played primarily on special teams, recording one special teams tackle...**(9/17) vs. NYJ:** Saw action as a reserve, tallying one tackle...**(9/24) at Was.:** Appeared on defense and special teams...Tallied four tackles (four solo) and one fumble recovery on defense...Added a fumble recovery of a muffed punt on special teams...**(10/1) at Den.:** Appeared on defense and special teams...**(10/8) vs. Bal.:** Contributed three tackles in a reserve role...**(10/15) vs. LAC:** Posted one tackle on defense...**(10/19) vs. KC:** Appeared on defense and special teams...**(10/29) at Buf.:** Posted three tackles on defense and two special teams stops in the loss...**(11/5) at Mia.:** Contributed on defense and special teams...**(11/19) vs. NE:** Posted three tackles in the loss...**(11/26) vs. Den.:** Played on defense and special teams in the victory...**(12/3) vs. NYG:** Contributed on defense and special teams...**(12/10) at KC:** Recorded four (three) tackles.

## JAMES COWSER'S CAREER STATISTICS

Year	Team	GP	GS	TACKLES				Yds.	No.	INTERCEPTIONS				FUMBLES			
				Total	Solo	Asst.	Sacks			Yds.	Lg.	TD	PD	FF	FR	Yds.	
2016	Oakland	6	0	8	4	4	1.0	10.0	0	0	-	0	0	0	0	0	0
2017	Oakland	15	0	19	16	3	0.0	0.0	0	0	-	0	0	1	1	0	
<b>Totals</b>		<b>21</b>	<b>0</b>	<b>27</b>	<b>20</b>	<b>7</b>	<b>1.0</b>	<b>10.0</b>	<b>0</b>	<b>0</b>	<b>-</b>	<b>0</b>	<b>0</b>	<b>1</b>	<b>1</b>	<b>0</b>	
<b>POSTSEASON</b>																	
2016	Oakland	1	0	1	0	1	0.0	0.0	0	0	-	0	0	0	0	0	
<b>Totals</b>		<b>1</b>	<b>0</b>	<b>1</b>	<b>0</b>	<b>1</b>	<b>0.0</b>	<b>0.0</b>	<b>0</b>	<b>0</b>	<b>-</b>	<b>0</b>	<b>0</b>	<b>0</b>	<b>0</b>	<b>0</b>	

## JAMES COWSER 2017 GAME-BY-GAME

Date	Opponent	W/L	GP/GS	TACKLES				Yds.	No.	INTERCEPTIONS				FUMBLES		
				Total	Solo	Asst.	Sacks			Yds.	Lg.	TD	PD	FF	FR	Yds.
9/10	at Ten.	W	1/0	0	0	0	0.0	0.0	0	0	-	0	0	0	0	0
9/17	NYJ	W	1/0	1	1	0	0.0	0.0	0	0	-	0	0	0	0	0
9/24	at Was.	L	1/0	4	4	0	0.0	0.0	0	0	-	0	0	0	1	0
10/1	at Den.	L	1/0	0	0	0	0.0	0.0	0	0	-	0	0	0	0	0
10/8	Bal.	L	1/0	3	3	0	0.0	0.0	0	0	-	0	0	1	0	0
10/15	LAC	L	1/0	1	0	1	0.0	0.0	0	0	-	0	0	0	0	0
10/19	KC	W	1/0	0	0	0	0.0	0.0	0	0	-	0	0	0	0	0
10/29	at Buf.	L	1/0	3	2	1	0.0	0.0	0	0	-	0	0	0	0	0
11/5	at Mia.	W	1/0	0	0	0	0.0	0.0	0	0	-	0	0	0	0	0
11/19	NE (Mex.)	L	1/0	3	3	0	0.0	0.0	0	0	-	0	0	0	0	0
11/26	Den.	W	1/0	0	0	0	0.0	0.0	0	0	-	0	0	0	0	0
12/3	NYG	W	1/0	0	0	0	0.0	0.0	0	0	-	0	0	0	0	0
12/10	at KC	L	1/0	4	3	1	0.0	0.0	0	0	-	0	0	0	0	0
12/17	Dal.	L	1/0	0	0	0	0.0	0.0	0	0	-	0	0	0	0	0
12/25	at Phi.	L	1/0	0	0	0	0.0	0.0	0	0	-	0	0	0	0	0
12/31	at LAC															
<b>Totals</b>			<b>15/0</b>	<b>19</b>	<b>16</b>	<b>3</b>	<b>0.0</b>	<b>0.0</b>	<b>0</b>	<b>0</b>	<b>-</b>	<b>0</b>	<b>0</b>	<b>1</b>	<b>1</b>	<b>0</b>



# UPDATED BIOS - DEFENSE



**MARIO EDWARDS JR.**

**POSITION:** DEFENSIVE END  
**COLLEGE:** FLORIDA STATE  
**HEIGHT:** 6-3 | **WEIGHT:** 280  
**ACQUIRED:** D2-'15  
**NFL EXP.:** 3 | **RAIDERS EXP.:** 3  
**HOMETOWN:** GAUTIER, MISS.  
**BORN:** 01/25/94

**2017: (9/10) at Ten.:** Started and recorded his first half-sack of the year, combining with DT Justin Ellis to take down QB Marcus Mariota for a 1-yard loss...**(9/17) vs. NYJ:** Recorded one tackle and added a season-high 1.5 sacks...Brought down QB Josh McCown for a 1-yard loss in the first quarter...Split a sack of McCown with DL Denico Autry in the third quarter, dropping McCown for a 4-yard loss...**(9/24) at Was.:** Posted two tackles (one solo)...**(10/1) at Den.:** Recorded his third sack of the season, marking career high, as he took down QB Trevor Siemian for a 10-yard loss...**(10/8) vs. Bal.:** Tallied three tackles (two solo) in the loss...**(10/15) vs. LAC:** Was active throughout the contest, posting six tackles (four solo)...**(10/19) vs. KC:** Made one tackle in the victory...**(10/29) at Buf.:** Posted three tackles (two) in the loss...**(11/5) at Mia.:** Recorded two tackles and 0.5 sacks...Split a sack of QB Jay Cutler with LB Bruce Irvin for a loss of two yards in the fourth quarter...**(11/26) vs. Den.:** Tallied three tackles in the victory...**(12/3) vs. NYG:** Started at defensive end and helped limit the Giants to 265 total yards...**(12/10) at KC:** Started at defensive end before leaving the game in the first half due to an ankle injury.

## MARIO EDWARDS JR.'S CAREER STATISTICS

Year	Team	GP	GS	TACKLES				Yds.	No.	INTERCEPTIONS				FUMBLES		
				Total	Solo	Asst.	Sacks			Yds.	Lg.	TD	PD	FF	FR	Yds.
2015	Oakland	14	10	41	31	10	2.0	10.0	0	0	-	0	3	3	0	0
2016	Oakland	2	0	4	2	2	0.0	0.0	0	0	-	0	0	0	0	0
2017	Oakland	13	13	23	15	8	3.5	14.5	0	0	-	0	0	0	0	0
<b>Totals</b>		<b>29</b>	<b>23</b>	<b>68</b>	<b>48</b>	<b>20</b>	<b>5.5</b>	<b>24.5</b>	<b>0</b>	<b>0</b>	<b>-</b>	<b>0</b>	<b>3</b>	<b>3</b>	<b>0</b>	<b>0</b>
<b>POSTSEASON</b>																
2016	Oakland	1	1	5	4	1	0.0	0.0	0	0	-	0	0	0	0	0
<b>Totals</b>		<b>1</b>	<b>1</b>	<b>5</b>	<b>4</b>	<b>1</b>	<b>0.0</b>	<b>0.0</b>	<b>0</b>	<b>0</b>	<b>-</b>	<b>0</b>	<b>0</b>	<b>0</b>	<b>0</b>	<b>0</b>

## MARIO EDWARDS JR. 2017 GAME-BY-GAME

Date	Opponent	W/L	GP/GS	TACKLES				Yds.	No.	INTERCEPTIONS				FUMBLES		
				Total	Solo	Asst.	Sacks			Yds.	Lg.	TD	PD	FF	FR	Yds.
9/10	at Ten.	W	1/1	1	1	0	0.5	0.5	0	0	-	0	0	0	0	0
9/17	NYJ	W	1/1	1	1	0	1.5	3.0	0	0	-	0	0	0	0	0
9/24	at Was.	L	1/1	2	1	1	0.0	0.0	0	0	-	0	0	0	0	0
10/1	at Den.	L	1/1	1	1	0	1.0	10.0	0	0	-	0	0	0	0	0
10/8	Bal.	L	1/1	3	2	1	0.0	0.0	0	0	-	0	0	0	0	0
10/15	LAC	L	1/1	6	4	2	0.0	0.0	0	0	-	0	0	0	0	0
10/19	KC	W	1/1	1	1	0	0.0	0.0	0	0	-	0	0	0	0	0
10/29	at Buf.	L	1/1	3	2	1	0.0	0.0	0	0	-	0	0	0	0	0
11/5	at Mia.	W	1/1	2	2	0	0.5	1.0	0	0	-	0	0	0	0	0
11/19	NE (Mex.)	L	1/1	0	0	0	0.0	0.0	0	0	-	0	0	0	0	0
11/26	Den.	W	1/1	3	0	3	0.0	0.0	0	0	-	0	0	0	0	0
12/3	NYG	W	1/1	0	0	0	0.0	0.0	0	0	-	0	0	0	0	0
12/10	at KC	L	1/1	0	0	0	0.0	0.0	0	0	-	0	0	0	0	0
12/17	Dal.	L		(INACTIVE - ANKLE)												
12/25	at Phi.	L		(INACTIVE - ANKLE)												
12/31	at LAC															
<b>Totals</b>			<b>13/13</b>	<b>23</b>	<b>15</b>	<b>8</b>	<b>3.5</b>	<b>14.5</b>	<b>0</b>	<b>0</b>	<b>-</b>	<b>0</b>	<b>0</b>	<b>0</b>	<b>0</b>	<b>0</b>



# UPDATED BIOS - DEFENSE

78



**JUSTIN  
ELLIS**

**POSITION:** DEFENSIVE TACKLE  
**COLLEGE:** LOUISIANA TECH  
**HEIGHT:** 6-2 | **WEIGHT:** 335  
**ACQUIRED:** D4a-'14  
**NFL EXP.:** 4 | **RAIDERS EXP.:** 4  
**HOMETOWN:** MONROE, LA.  
**BORN:** 12/27/90

**2017: (9/10) at Ten.:** Recorded his first half-sack of the season, combining with DE Mario Edwards Jr. to take down QB Marcus Mariota for a 1-yard loss...**(9/17) vs. NYJ:** Started at helped limit the Jets to 271 yards of total offense...**(9/24) at Was.:** Started and tallied a season-high six tackles...**(10/1) at Den.:** Registered two tackles (one)...**(10/8) vs. Bal.:** Made one tackle...**(10/15) vs. LAC:** Contributed five tackles (four solo) in the loss...**(10/19) vs. KC:** Posted five tackles in the win...**(10/29) at Buf.:** Posted four tackles in the loss...**(11/5) at Mia.:** Made two tackles in the win...**(11/19) vs. NE:** Registered two tackles (one) on the afternoon...**(11/26) vs. Den.:** Helped limit the Broncos to just 59 rushing yards and contributed one tackle...**(12/3) vs. NYG:** Posted two tackles...**(12/10) at KC:** Was in on five tackles on the afternoon.

## JUSTIN ELLIS' CAREER STATISTICS

Year	Team	GP	GS	Total	TACKLES			Yds.	No.	INTERCEPTIONS				FUMBLES		
					Solo	Asst.	Sacks			Yds.	Lg.	TD	PD	FF	FR	Yds.
2014	Oakland	16	14	39	21	18	0.0	0.0	0	0	-	0	1	0	0	0
2015	Oakland	12	9	22	15	7	0.0	0.0	0	0	-	0	2	0	0	0
2016	Oakland	16	4	29	16	13	0.0	0.0	0	0	-	0	0	0	0	0
2017	Oakland	15	14	41	29	12	0.5	0.5	0	0	-	0	0	0	0	0
<b>Totals</b>		<b>59</b>	<b>41</b>	<b>131</b>	<b>81</b>	<b>50</b>	<b>0.5</b>	<b>0.5</b>	<b>0</b>	<b>0</b>	<b>-</b>	<b>0</b>	<b>3</b>	<b>0</b>	<b>0</b>	<b>0</b>
<b>POSTSEASON</b>																
2016	Oakland	1	0	5	1	4	0.0	0.0	0	0	-	0	0	0	0	0
<b>Totals</b>		<b>1</b>	<b>0</b>	<b>5</b>	<b>1</b>	<b>4</b>	<b>0.0</b>	<b>0.0</b>	<b>0</b>	<b>0</b>	<b>-</b>	<b>0</b>	<b>0</b>	<b>0</b>	<b>0</b>	<b>0</b>

## JUSTIN ELLIS 2017 GAME-BY-GAME

Date	Opponent	W/L	GP/GS	Total	TACKLES			Yds.	No.	INTERCEPTIONS				FUMBLES		
					Solo	Asst.	Sacks			Yds.	Lg.	TD	PD	FF	FR	Yds.
9/10	at Ten.	W	1/1	1	1	0	0.5	0.5	0	0	-	0	0	0	0	0
9/17	NYJ	W	1/1	0	0	0	0.0	0.0	0	0	-	0	0	0	0	0
9/24	at Was.	L	1/1	6	2	4	0.0	0.0	0	0	-	0	0	0	0	0
10/1	at Den.	L	1/1	2	1	1	0.0	0.0	0	0	-	0	0	0	0	0
10/8	Bal.	L	1/1	1	1	0	0.0	0.0	0	0	-	0	0	0	0	0
10/15	LAC	L	1/1	5	4	1	0.0	0.0	0	0	-	0	0	0	0	0
10/19	KC	W	1/1	5	3	2	0.0	0.0	0	0	-	0	0	0	0	0
10/29	at Buf.	L	1/1	4	3	1	0.0	0.0	0	0	-	0	0	0	0	0
11/5	at Mia.	W	1/1	2	2	0	0.0	0.0	0	0	-	0	0	0	0	0
11/19	NE (Mex.)	L	1/1	2	1	1	0.0	0.0	0	0	-	0	0	0	0	0
11/26	Den.	W	1/1	1	1	0	0.0	0.0	0	0	-	0	0	0	0	0
12/3	NYG	W	1/1	2	2	0	0.0	0.0	0	0	-	0	0	0	0	0
12/10	at KC	L	1/0	5	4	1	0.0	0.0	0	0	-	0	0	0	0	0
12/17	Dal.	L	1/1	5	4	1	0.0	0.0	0	0	-	0	0	0	0	0
12/25	at Phi.	L	1/1	0	0	0	0.0	0.0	0	0	-	0	0	0	0	0
12/31	at LAC															
<b>Totals</b>			<b>15/14</b>	<b>41</b>	<b>29</b>	<b>12</b>	<b>0.5</b>	<b>0.5</b>	<b>0</b>	<b>0</b>	<b>-</b>	<b>0</b>	<b>0</b>	<b>0</b>	<b>0</b>	<b>0</b>



# UPDATED BIOS - DEFENSE

32



**ANTONIO HAMILTON**

**POSITION:** CORNERBACK  
**COLLEGE:** SOUTH CAROLINA STATE  
**HEIGHT:** 6-0 | **WEIGHT:** 190  
**ACQUIRED:** FA-'16  
**NFL EXP.:** 2 | **RAIDERS EXP.:** 2  
**HOMETOWN:** JOHNSTON, S.C.  
**BORN:** 01/24/93

**2017: (9/10) at Ten.:** Appeared on special teams in his season debut...(9/17) vs. NYJ: Contributed on special teams, recording one stop...(9/24) at Was.: Played primarily on special teams...(10/1) at Den.: Appeared on special teams...(10/8) vs. Bal.: Left the game in the first quarter with a knee injury.

## ANTONIO HAMILTON'S CAREER STATISTICS

Year	Team	GP	GS	Total	TACKLES			Yds.	No.	INTERCEPTIONS				FUMBLES		
					Solo	Asst.	Sacks			Yds.	Lg.	TD	PD	FF	FR	Yds.
2016	Oakland	4	0	3	3	0	0.0	0.0	0	-	0	0	0	0	0	0
2017	Oakland	7	0	1	1	0	0.0	0.0	0	-	0	0	0	0	0	0
<b>Totals</b>		<b>11</b>	<b>0</b>	<b>4</b>	<b>4</b>	<b>0</b>	<b>0.0</b>	<b>0.0</b>	<b>0</b>	<b>-</b>	<b>0</b>	<b>0</b>	<b>0</b>	<b>0</b>	<b>0</b>	<b>0</b>

## ANTONIO HAMILTON 2017 GAME-BY-GAME

Date	Opponent	W/L	GP/GS	Total	TACKLES			Yds.	No.	INTERCEPTIONS				FUMBLES		
					Solo	Asst.	Sacks			Yds.	Lg.	TD	PD	FF	FR	Yds.
9/10	at Ten.	W	1/0	0	0	0	0.0	0.0	0	0	-	0	0	0	0	0
9/17	NYJ	W	1/0	0	0	0	0.0	0.0	0	0	-	0	0	0	0	0
9/24	at Was.	L	1/0	0	0	0	0.0	0.0	0	0	-	0	0	0	0	0
10/1	at Den.	L	1/0	0	0	0	0.0	0.0	0	0	-	0	0	0	0	0
10/8	Bal.	L	1/0	0	0	0	0.0	0.0	0	0	-	0	0	0	0	0
10/15	LAC	L					(RESERVE/INJURED LIST - KNEE)									
10/19	KC	W					(RESERVE/INJURED LIST - KNEE)									
10/29	at Buf.	L					(RESERVE/INJURED LIST - KNEE)									
11/5	at Mia.	W					(RESERVE/INJURED LIST - KNEE)									
11/19	NE (Mex.)	L					(RESERVE/INJURED LIST - KNEE)									
11/26	Den.	W					(RESERVE/INJURED LIST - KNEE)									
12/3	NYG	W					(RESERVE/INJURED LIST - DESIGNATED FOR RETURN - KNEE)									
12/10	at KC	L					(RESERVE/INJURED LIST - DESIGNATED FOR RETURN - KNEE)									
12/17	Dal.	L	1/0	0	0	0	0.0	0.0	0	0	-	0	0	0	0	0
12/25	at Phi.	L	1/0	1	1	0	0.0	0.0	0	0	-	0	0	0	0	0
12/31	at LAC															
<b>Totals</b>			<b>7/0</b>	<b>1</b>	<b>1</b>	<b>0</b>	<b>0.0</b>	<b>0.0</b>	<b>0</b>	<b>0</b>	<b>-</b>	<b>0</b>	<b>0</b>	<b>0</b>	<b>0</b>	<b>0</b>



# UPDATED BIOS - DEFENSE

41



**ERIK HARRIS**

**POSITION:** SAFETY  
**COLLEGE:** CALIFORNIA (PA.)  
**HEIGHT:** 6-3 | **WEIGHT:** 225  
**ACQUIRED:** FA-'17  
**NFL EXP.:** 2 | **RAIDERS EXP.:** 1  
**HOMETOWN:** NEW OXFORD, PA.  
**BORN:** 04/02/90

**2017: (9/10) at Ten.:** Made his Raider debut, appearing exclusively on special teams...(9/17) **vs. NYJ:** Saw action on special teams...(9/24) **at Was.:** Inactive...(10/1) **at Den.:** Recorded one special teams stop...(10/8) **vs. Bal.:** Posted one special teams tackle...(10/15) **vs. LAC:** Contributed one tackle on special teams...(10/19) **vs. KC:** Made one tackle on special teams...(10/29) **at Buf.:** Contributed on special teams...(11/5) **at Mia.:** Tallied one special teams tackle...(11/19) **vs. NE:** Played on special teams...(11/26) **vs. Den.:** Contributed on special teams...(12/3) **vs. NYG:** Contributed on special teams...(12/10) **at KC:** Recovered an onside kick attempt by K Giorgio Tavecchio in the fourth quarter, the franchise's first successful onside kick since 2008.

## ERIK HARRIS' CAREER STATISTICS

Year	Team	GP	GS	Total	TACKLES			Yds.	No.	INTERCEPTIONS				FUMBLES		
					Solo	Asst.	Sacks			Yds.	Lg.	TD	PD	FF	FR	Yds.
2016	New Orleans	4	0	0	0	0	0.0	0.0	0	-	0	0	0	0	0	0
2017	Oakland	14	0	0	0	0	0.0	0.0	0	-	0	0	0	0	0	0
<b>Totals</b>		<b>18</b>	<b>0</b>	<b>0</b>	<b>0</b>	<b>0</b>	<b>0.0</b>	<b>0.0</b>	<b>0</b>	<b>-</b>	<b>0</b>	<b>0</b>	<b>0</b>	<b>0</b>	<b>0</b>	<b>0</b>

## ERIK HARRIS 2017 GAME-BY-GAME

Date	Opponent	W/L	GP/GS	Total	TACKLES			Yds.	No.	INTERCEPTIONS				FUMBLES		
					Solo	Asst.	Sacks			Yds.	Lg.	TD	PD	FF	FR	Yds.
9/10	at Ten.	W	1/0	0	0	0	0.0	0.0	0	0	-	0	0	0	0	0
9/17	NYJ	W	1/0	0	0	0	0.0	0.0	0	0	-	0	0	0	0	0
9/24	at Was.	L														
10/1	at Den.	L	1/0	0	0	0	0.0	0.0	0	0	-	0	0	0	0	0
10/8	Bal.	L	1/0	0	0	0	0.0	0.0	0	0	-	0	0	0	0	0
10/15	LAC	L	1/0	0	0	0	0.0	0.0	0	0	-	0	0	0	0	0
10/19	KC	W	1/0	0	0	0	0.0	0.0	0	0	-	0	0	0	0	0
10/29	at Buf.	L	1/0	0	0	0	0.0	0.0	0	0	-	0	0	0	0	0
11/5	at Mia.	W	1/0	0	0	0	0.0	0.0	0	0	-	0	0	0	0	0
11/19	NE (Mex.)	L	1/0	0	0	0	0.0	0.0	0	0	-	0	0	0	0	0
11/26	Den.	W	1/0	0	0	0	0.0	0.0	0	0	-	0	0	0	0	0
12/3	NYG	W	1/0	0	0	0	0.0	0.0	0	0	-	0	0	0	0	0
12/10	at KC	L	1/0	0	0	0	0.0	0.0	0	0	-	0	0	0	0	0
12/17	Dal.	L	1/0	0	0	0	0.0	0.0	0	0	-	0	0	0	0	0
12/25	at Phi.	L	1/0	0	0	0	0.0	0.0	0	0	-	0	0	0	0	0
12/31	at LAC															
<b>Totals</b>			<b>14/0</b>	<b>0</b>	<b>0</b>	<b>0</b>	<b>0.0</b>	<b>0.0</b>	<b>0</b>	<b>0</b>	<b>-</b>	<b>0</b>	<b>0</b>	<b>0</b>	<b>0</b>	<b>0</b>



# UPDATED BIOS - DEFENSE

90



**TREYVON  
HESTER**

**POSITION:** DEFENSIVE TACKLE  
**COLLEGE:** TOLEDO  
**HEIGHT:** 6-2 | **WEIGHT:** 304  
**ACQUIRED:** D7d-17  
**NFL EXP.:** R | **RAIDERS EXP.:** R  
**HOMETOWN:** PITTSBURGH, PA.  
**BORN:** 09/21/92

**2017: (9/10) at Ten.:** Made his NFL debut, rotating in on the defensive line and posting two tackles...**(9/17) vs. NYJ:** Rotated in on the defensive line and posted one tackle...**(9/24) at Was.:** Was part of the defensive line rotation...**(10/1) at Den.:** Rotated in on the defensive line and posted one tackle...**(10/8) vs. Bal.:** Rotated in on the defensive line...**(10/15) vs. LAC:** Rotated in on the defensive line and posted three tackles (two solo) in the loss...**(10/19) vs. KC:** Saw action along the defensive line...**(10/29) at Buf.:** Recorded two tackles (one) in the loss...**(11/5) at Mia.:** Saw action along the defensive line...**(11/19) vs. NE:** Set a season high with four tackles in the loss, also adding a forced fumble...**(11/26) vs. Den.:** Tallied three tackles in the victory...**(12/3) vs. NYG:** Rotated in on the defensive line...**(12/10) at KC:** Saw action along the defensive line, posting four tackles.

## TREYVON HESTER'S CAREER STATISTICS

Year	Team	GP	GS	Total	TACKLES			Yds.	No.	INTERCEPTIONS				FUMBLES		
					Solo	Asst.	Sacks			Yds.	Lg.	TD	PD	FF	FR	Yds.
2017	Oakland	14	1	21	12	9	0.0	0.0	0	0	-	0	0	1	0	0
<b>Totals</b>		<b>14</b>	<b>1</b>	<b>21</b>	<b>12</b>	<b>9</b>	<b>0.0</b>	<b>0.0</b>	<b>0</b>	<b>0</b>	<b>-</b>	<b>0</b>	<b>0</b>	<b>1</b>	<b>0</b>	<b>0</b>


## TREYVON HESTER 2017 GAME-BY-GAME

Date	Opponent	W/L	GP/GS	Total	TACKLES			Yds.	No.	INTERCEPTIONS				FUMBLES		
					Solo	Asst.	Sacks			Yds.	Lg.	TD	PD	FF	FR	Yds.
9/10	at Ten.	W	1/0	2	0	2	0.0	0.0	0	0	-	0	0	0	0	0
9/17	NYJ	W	1/0	1	1	0	0.0	0.0	0	0	-	0	0	0	0	0
9/24	at Was.	L	1/0	0	0	0	0.0	0.0	0	0	-	0	0	0	0	0
10/1	at Den.	L	1/0	1	0	1	0.0	0.0	0	0	-	0	0	0	0	0
10/8	Bal.	L	1/0	0	0	0	0.0	0.0	0	0	-	0	0	0	0	0
10/15	LAC	L	1/0	3	2	1	0.0	0.0	0	0	-	0	0	0	0	0
10/19	KC	W	1/0	0	0	0	0.0	0.0	0	0	-	0	0	0	0	0
10/29	at Buf.	L	1/0	2	1	1	0.0	0.0	0	0	-	0	0	0	0	0
11/5	at Mia.	W	1/0	0	0	0	0.0	0.0	0	0	-	0	0	0	0	0
11/19	NE (Mex.)	L	1/0	4	2	2	0.0	0.0	0	0	-	0	0	1	0	0
11/26	Den.	W	1/0	3	2	1	0.0	0.0	0	0	-	0	0	0	0	0
12/3	NYG	W	1/0	0	0	0	0.0	0.0	0	0	-	0	0	0	0	0
12/10	at KC	L	1/0	4	3	1	0.0	0.0	0	0	-	0	0	0	0	0
12/17	Dal.	L	1/1	1	1	0	0.0	0.0	0	0	-	0	0	0	0	0
12/25	at Phi.	L														
12/31	at LAC															
<b>Totals</b>			<b>14/1</b>	<b>21</b>	<b>12</b>	<b>9</b>	<b>0.0</b>	<b>0.0</b>	<b>0</b>	<b>0</b>	<b>-</b>	<b>0</b>	<b>0</b>	<b>1</b>	<b>0</b>	<b>0</b>



# UPDATED BIOS - DEFENSE

51



**BRUCE  
IRVIN**

**POSITION:** LINEBACKER  
**COLLEGE:** WEST VIRGINIA  
**HEIGHT:** 6-3 | **WEIGHT:** 250  
**ACQUIRED:** UFA-'16 (SEA.)  
**NFL EXP.:** 6 | **RAIDERS EXP.:** 2  
**HOMETOWN:** ATLANTA, GA.  
**BORN:** 11/01/87

**2017: (9/10) at Ten.:** Recorded two tackles and one pass defended in the season opener...**(9/17) vs. NYJ:** Recorded three tackles (two solo) in the victory...**(9/24) at Was.:** Tallied a season-high six tackles...**(10/1) at Den.:** Posted two tackles and his first sack of the year...Brought down QB Trevor Siemian for a 4-yard loss in the first half...**(10/8) vs. Bal.:** Contributed three tackles (two)...**(10/15) vs. LAC:** Matched a season-high six tackles and one sack...Recorded his second sack of the season when he brought down QB Philip Rivers in the the second half for a 5-yard loss...**(10/19) vs. KC:** Contributed four tackles in the victory...**(10/29) at Buf.:** Posted four tackles on the day...**(11/5) at Mia.:** Tallied five tackles, 0.5 sacks and one forced fumble in the victory...Combined with DE Mario Edwards Jr. for a sack of QB Jay Cutler, bringing him down for a loss of two yards...Forced a fumble of RB Kenyon Drake, resulting in a recovery by CB TJ Carrie...**(11/19) vs. NE:** Registered four tackles in the loss...**(11/26) vs. Den.:** Recorded a season-high two sacks and three tackles...Brought down QB Paxton Lynch for a 2-yard loss in the second quarter...Recorded a sack-fumble of QB Paxton Lynch in third quarter...**(12/3) vs. NYG:** Tallied a season-high eight tackles (seven), one sack and one forced fumble in the victory...Recorded a sack-fumble of QB Geno Smith in the second quarter that was recovered by LB NaVorro Bowman for a turnover...**(12/10) at KC:** Matched a season-high and recorded his second multi-sack game of the season, totaling two sacks...Took down QB Alex Smith for a loss of six yards in the first quarter...On the next defensive series, dropped Smith for a loss of three yards.

## BRUCE IRVIN'S CAREER STATISTICS

Year	Team	GP	GS	TACKLES					INTERCEPTIONS				FUMBLES			
				Total	Solo	Asst.	Sacks	Yds.	No.	Yds.	Lg.	TD	PD	FF	FR	Yds.
2012	Seattle	16	0	17	10	7	8.0	60.0	0	0	-	0	0	1	1	35
2013	Seattle	12	12	40	31	9	2.0	16.0	1	8	8	0	2	1	0	0
2014	Seattle	15	13	37	24	13	6.5	45.5	2	84	49t	2	3	1	0	0
2015	Seattle	15	12	38	22	16	5.5	42.5	0	0	-	0	2	1	1	0
2016	Oakland	16	16	61	46	15	7.0	37.0	0	0	-	0	3	6	0	0
2017	Oakland	15	15	60	45	15	7.5	27.0	0	0	-	0	3	3	0	0
<b>Totals</b>		<b>89</b>	<b>68</b>	<b>253</b>	<b>178</b>	<b>75</b>	<b>36.5</b>	<b>228.0</b>	<b>3</b>	<b>92</b>	<b>49t</b>	<b>2</b>	<b>13</b>	<b>13</b>	<b>2</b>	<b>35</b>
<b>POSTSEASON</b>																
2012	Seattle	2	1	2	2	0	1.0	12.0	0	0	-	0	1	0	0	0
2013	Seattle	3	2	5	5	0	0.0	0.0	0	0	-	0	0	0	0	0
2014	Seattle	3	3	6	4	2	2.0	16.0	0	0	-	0	0	0	0	0
2015	Seattle	2	2	5	3	2	0.5	3.0	0	0	-	0	0	0	0	0
2016	Oakland	1	1	5	3	2	0.0	0.0	0	0	-	0	0	0	0	0
<b>Totals</b>		<b>11</b>	<b>9</b>	<b>23</b>	<b>17</b>	<b>6</b>	<b>3.5</b>	<b>31.0</b>	<b>0</b>	<b>0</b>	<b>-</b>	<b>0</b>	<b>1</b>	<b>0</b>	<b>0</b>	<b>0</b>

## BRUCE IRVIN 2017 GAME-BY-GAME

Date	Opponent	W/L	GP/GS	TACKLES					INTERCEPTIONS				FUMBLES			
				Total	Solo	Asst.	Sacks	Yds.	No.	Yds.	Lg.	TD	PD	FF	FR	Yds.
9/10	at Ten.	W	1/1	2	1	1	0.0	0.0	0	0	-	0	1	0	0	0
9/17	NYJ	W	1/1	3	2	1	0.0	0.0	0	0	-	0	0	0	0	0
9/24	at Was.	L	1/1	6	5	1	0.0	0.0	0	0	-	0	0	0	0	0
10/1	at Den.	L	1/1	2	2	0	1.0	4.0	0	0	-	0	0	0	0	0
10/8	Bal.	L	1/1	3	2	1	0.0	0.0	0	0	-	0	0	0	0	0
10/15	LAC	L	1/1	6	1	5	1.0	5.0	0	0	-	0	0	0	0	0
10/19	KC	W	1/1	4	3	1	0.0	0.0	0	0	-	0	0	0	0	0
10/29	at Buf.	L	1/1	4	4	0	0.0	0.0	0	0	-	0	0	0	0	0
11/5	at Mia.	W	1/1	5	4	1	0.5	1.0	0	0	-	0	0	1	0	0
11/19	NE (Mex.)	L	1/1	4	3	1	0.0	0.0	0	0	-	0	0	0	0	0
11/26	Den.	W	1/1	3	2	1	2.0	6.0	0	0	-	0	0	1	0	0
12/3	NYG	W	1/1	8	7	1	1.0	2.0	0	0	-	0	0	1	0	0
12/10	at KC	L	1/1	4	4	0	2.0	9.0	0	0	-	0	0	0	0	0
12/17	Dal.	L	1/1	3	3	0	0.0	0.0	0	0	-	0	1	0	0	0
12/25	at Phi.	L	1/1	3	2	1	0.0	0.0	0	0	-	0	1	0	0	0
12/31	at LAC															
<b>Totals</b>			<b>15/15</b>	<b>60</b>	<b>45</b>	<b>15</b>	<b>7.5</b>	<b>27.0</b>	<b>0</b>	<b>0</b>	<b>-</b>	<b>0</b>	<b>3</b>	<b>3</b>	<b>0</b>	<b>0</b>



# UPDATED BIOS - DEFENSE

42



**KARL JOSEPH**

**POSITION:** SAFETY  
**COLLEGE:** WEST VIRGINIA  
**HEIGHT:** 5-10 | **WEIGHT:** 205  
**ACQUIRED:** D1-'16  
**NFL EXP.:** 2 | **RAIDERS EXP.:** 2  
**HOMETOWN:** ORLANDO, FLA.  
**BORN:** 09/08/93

**2017: (9/10) at Ten.:** Started and led the team with nine tackles (six solo) and added one pass defended... The pass defended broke up a potential Titans TD, forcing them to settle for a FG...**(9/17) vs. NYJ:** Recorded five tackles on the afternoon, including his first career sack...Added a forced fumble and fumble recovery... Sacked QB Josh McCown, stripping the ball and recovering it in the process to set up a Raiders TD...**(9/24) at Was.:** Matched a season high with nine stops...**(10/1) at Den.:** Tallied four solo stops and one pass defended...**(10/8) vs. Bal.:** Contributed nine tackles, leading the secondary...**(10/15) vs. LAC:** Tallied six tackles (five) and one pass defended...**(10/19) vs. KC:** Contributed five tackles and one pass defended...**(10/29) at Buf.:** Inactive due to a groin injury...**(11/5) vs. Mia.:** Contributed five tackles in the victory...**(11/19) vs. NE:** Posted seven tackles (six)...**(11/26) vs. Den.:** Tallied three tackles...**(12/3) vs. NYG:** Posted five tackles (four)...**(12/10) at KC:** Recorded his first INT of the season, intercepting QB Alex Smith...Added three tackles and one pass defended.

## KARL JOSEPH'S CAREER STATISTICS

Year	Team	GP	GS	TACKLES				Yds.	No.	INTERCEPTIONS				FUMBLES		
				Total	Solo	Asst.	Sacks			Yds.	Lg.	TD	PD	FF	FR	Yds.
2016	Oakland	12	9	76	51	25	0.0	0.0	1	21	21	0	6	0	1	0
2017	Oakland	14	14	80	60	20	1.0	7.0	1	-1	-1	0	5	1	1	0
<b>Totals</b>		<b>26</b>	<b>23</b>	<b>156</b>	<b>111</b>	<b>45</b>	<b>1.0</b>	<b>7.0</b>	<b>2</b>	<b>20</b>	<b>21</b>	<b>0</b>	<b>11</b>	<b>1</b>	<b>2</b>	<b>0</b>
<b>POSTSEASON</b>																
2016	Oakland	1	1	4	4	0	0.0	0.0	0	0	-	0	0	0	0	0
<b>Totals</b>		<b>1</b>	<b>1</b>	<b>4</b>	<b>4</b>	<b>0</b>	<b>0.0</b>	<b>0.0</b>	<b>0</b>	<b>0</b>	<b>-</b>	<b>0</b>	<b>0</b>	<b>0</b>	<b>0</b>	<b>0</b>

## KARL JOSEPH 2017 GAME-BY-GAME

Date	Opponent	W/L	GP/GS	TACKLES				Yds.	No.	INTERCEPTIONS				FUMBLES		
				Total	Solo	Asst.	Sacks			Yds.	Lg.	TD	PD	FF	FR	Yds.
9/10	at Ten.	W	1/1	9	6	3	0.0	0.0	0	0	-	0	1	0	0	0
9/17	NYJ	W	1/1	5	3	2	1.0	7.0	0	0	-	0	0	1	1	0
9/24	at Was.	L	1/1	9	8	1	0.0	0.0	0	0	-	0	0	0	0	0
10/1	at Den.	L	1/1	4	4	0	0.0	0.0	0	0	-	0	1	0	0	0
10/8	Bal.	L	1/1	9	7	2	0.0	0.0	0	0	-	0	0	0	0	0
10/15	LAC	L	1/1	6	5	1	0.0	0.0	0	0	-	0	1	0	0	0
10/19	KC	W	1/1	5	2	3	0.0	0.0	0	0	-	0	1	0	0	0
10/29	at Buf.	L		(INACTIVE - GROIN)												
11/5	at Mia.	W	1/1	5	3	2	0.0	0.0	0	0	-	0	0	0	0	0
11/19	NE (Mex.)	L	1/1	7	6	1	0.0	0.0	0	0	-	0	0	0	0	0
11/26	Den.	W	1/1	3	2	1	0.0	0.0	0	0	-	0	0	0	0	0
12/3	NYG	W	1/1	5	4	1	0.0	0.0	0	0	-	0	0	0	0	0
12/10	at KC	L	1/1	3	3	0	0.0	0.0	1	-1	-1	0	1	0	0	0
12/17	Dal.	L	1/1	6	3	3	0.0	0.0	0	0	-	0	0	0	0	0
12/25	at Phi.	L	1/1	4	4	0	0.0	0.0	0	0	-	0	0	0	0	0
12/31	at LAC															
<b>Totals</b>			<b>14/14</b>	<b>80</b>	<b>60</b>	<b>20</b>	<b>1.0</b>	<b>7.0</b>	<b>1</b>	<b>-1</b>	<b>-1</b>	<b>0</b>	<b>5</b>	<b>1</b>	<b>1</b>	<b>0</b>





# UPDATED BIOS - DEFENSE

75



**DARIUS LATHAM**

**POSITION:** DEFENSIVE TACKLE  
**COLLEGE:** INDIANA  
**HEIGHT:** 6-4 | **WEIGHT:** 305  
**ACQUIRED:** FA-'16  
**NFL EXP.:** 2 | **RAIDERS EXP.:** 2  
**HOMETOWN:** INDIANAPOLIS, IND.  
**BORN:** 11/09/94

2017: (9/10) at Ten.: Inactive...(9/17) vs. NYJ: Inactive...(9/24) at Was.: Inactive...(10/1) at Den.: Inactive... (10/8) vs. Bal.: Made his season debut and posted one tackle...Was placed on the Reserve/Suspended List on Oct. 9...Reinstated from the Reserve/Suspended List on Nov. 6...(11/19) vs. NE: Inactive...(11/26) vs. Den.: Inactive.

## DARIUS LATHAM'S CAREER STATISTICS

Year	Team	GP	GS	Total	TACKLES			Yds.	No.	INTERCEPTIONS				FUMBLES		
					Solo	Asst.	Sacks			Yds.	Lg.	TD	PD	FF	FR	Yds.
2016	Oakland	14	2	17	11	6	0.0	0.0	0	0	-	0	2	0	0	0
2017	Oakland	3	0	6	3	3	0.0	0.0	0	0	-	0	0	0	0	0
<b>Totals</b>		<b>17</b>	<b>2</b>	<b>23</b>	<b>14</b>	<b>9</b>	<b>0.0</b>	<b>0.0</b>	<b>0</b>	<b>0</b>	<b>-</b>	<b>0</b>	<b>2</b>	<b>0</b>	<b>0</b>	<b>0</b>
<b>POSTSEASON</b>																
2016	Oakland	1	0	2	1	1	0.0	0.0	0	0	-	0	0	0	0	0
<b>Totals</b>		<b>1</b>	<b>0</b>	<b>2</b>	<b>1</b>	<b>1</b>	<b>0.0</b>	<b>0.0</b>	<b>0</b>	<b>0</b>	<b>-</b>	<b>0</b>	<b>0</b>	<b>0</b>	<b>0</b>	<b>0</b>

## DARIUS LATHAM 2017 GAME-BY-GAME

Date	Opponent	W/L	GP/GS	Total	TACKLES			Yds.	No.	INTERCEPTIONS				FUMBLES		
					Solo	Asst.	Sacks			Yds.	Lg.	TD	PD	FF	FR	Yds.
9/10	at Ten.	W														
9/17	NYJ	W														
9/24	at Was.	L														
10/1	at Den.	L														
10/8	Bal.	L	1/0	1	0	1	0.0	0.0	0	0	-	0	0	0	0	0
10/15	LAC	L														
10/19	KC	W														
10/29	at Buf.	L														
11/5	at Mia.	W														
11/19	NE (Mex.)	L														
11/26	Den.	W														
12/3	NYG	W														
12/10	at KC	L														
12/17	Dal.	L	1/0	4	2	2	0.0	0.0	0	0	-	0	0	0	0	0
12/25	at Phi.	L	1/0	1	1	0	0.0	0.0	0	0	-	0	0	0	0	0
12/31	at LAC															
<b>Totals</b>			<b>3/0</b>	<b>6</b>	<b>3</b>	<b>3</b>	<b>0.0</b>	<b>0.0</b>	<b>0</b>	<b>0</b>	<b>-</b>	<b>0</b>	<b>0</b>	<b>0</b>	<b>0</b>	<b>0</b>





# UPDATED BIOS - DEFENSE

26



**SHALOM  
LUANI**

**POSITION:** SAFETY  
**COLLEGE:** WASHINGTON STATE  
**HEIGHT:** 6-0 | **WEIGHT:** 202  
**ACQUIRED:** D7a-'17  
**NFL EXP:** R | **RAIDERS EXP.:** R  
**HOMETOWN:** MASAUSI,  
AMERICAN SAMOA  
**BORN:** 08/05/94

**2017: (9/10) at Ten.:** Made his NFL debut, seeing action on special teams...On the season's opening kickoff, recovered a surprise inside kick from the Titans, setting up good field position and leading to a Raiders TD...(9/17) vs. NYJ: Appeared on special teams...(9/24) at Was.: Appeared exclusively on special teams...**(10/1) at Den.:** Appeared mostly on special teams and recorded his first career defensive tackle...**(10/8) vs. Bal.:** Contributed on special teams...**(10/15) vs. LAC:** Appeared on special teams...**(10/19) vs. KC:** Contributed on special teams...**(10/29) at Buf.:** Made his first NFL start, filling in for the injured S Karl Joseph... Made a career-high eight tackles and posted one pass defended...**(11/5) at Mia.:** Played primarily on special teams...**(11/19) vs. NE:** Played on defense and special teams, contributing three tackles (two)...**(11/26) vs. Den.:** Contributed one special teams tackle...**(12/3) vs. NYG:** Made one special teams tackle...**(12/10) at KC:** Recorded one tackle on defense.

## SHALOM LUANI'S CAREER STATISTICS

Year	Team	GP	GS	Total	TACKLES			Yds.	No.	INTERCEPTIONS				FUMBLES		
					Solo	Asst.	Sacks			Yds.	Lg.	TD	PD	FF	FR	Yds.
2017	Oakland	15	1	14	9	5	0.0	0.0	0	0	-	0	1	0	0	0
<b>Totals</b>		<b>15</b>	<b>1</b>	<b>14</b>	<b>9</b>	<b>5</b>	<b>0.0</b>	<b>0.0</b>	<b>0</b>	<b>0</b>	<b>-</b>	<b>0</b>	<b>1</b>	<b>0</b>	<b>0</b>	<b>0</b>

## SHALOM LUANI 2017 GAME-BY-GAME

Date	Opponent	W/L	GP/GS	Total	TACKLES			Yds.	No.	INTERCEPTIONS				FUMBLES		
					Solo	Asst.	Sacks			Yds.	Lg.	TD	PD	FF	FR	Yds.
9/10	at Ten.	W	1/0	0	0	0	0.0	0.0	0	0	-	0	0	0	0	0
9/17	NYJ	W	1/0	0	0	0	0.0	0.0	0	0	-	0	0	0	0	0
9/24	at Was.	L	1/0	0	0	0	0.0	0.0	0	0	-	0	0	0	0	0
10/1	at Den.	L	1/0	1	0	1	0.0	0.0	0	0	-	0	0	0	0	0
10/8	Bal.	L	1/0	0	0	0	0.0	0.0	0	0	-	0	0	0	0	0
10/15	LAC	L	1/0	0	0	0	0.0	0.0	0	0	-	0	0	0	0	0
10/19	KC	W	1/0	0	0	0	0.0	0.0	0	0	-	0	0	0	0	0
10/29	at Buf.	L	1/1	8	6	2	0.0	0.0	0	0	-	0	1	0	0	0
11/5	at Mia.	W	1/0	0	0	0	0.0	0.0	0	0	-	0	0	0	0	0
11/19	NE (Mex.)	L	1/0	3	2	1	0.0	0.0	0	0	-	0	0	0	0	0
11/26	Den.	W	1/0	0	0	0	0.0	0.0	0	0	-	0	0	0	0	0
12/3	NYG	W	1/0	0	0	0	0.0	0.0	0	0	-	0	0	0	0	0
12/10	at KC	L	1/0	1	0	1	0.0	0.0	0	0	-	0	0	0	0	0
12/17	Dal.	L	1/0	0	0	0	0.0	0.0	0	0	-	0	0	0	0	0
12/25	at Phi.	L	1/0	1	1	0	0.0	0.0	0	0	-	0	0	0	0	0
12/31	at LAC															
<b>Totals</b>			<b>15/1</b>	<b>14</b>	<b>9</b>	<b>5</b>	<b>0.0</b>	<b>0.0</b>	<b>0</b>	<b>0</b>	<b>-</b>	<b>0</b>	<b>1</b>	<b>0</b>	<b>0</b>	<b>0</b>



# UPDATED BIOS - DEFENSE

52



**KHALIL  
MACK**

**POSITION:** DEFENSIVE END  
**COLLEGE:** BUFFALO  
**HEIGHT:** 6-3 | **WEIGHT:** 250  
**ACQUIRED:** D1-'14  
**NFL EXP.:** 4 | **RAIDERS EXP.:** 4  
**HOMETOWN:** FORT PIERCE, FLA.  
**BORN:** 02/22/91

**2017: (9/10) at Ten.:** Posted five tackles (four solo) and one pass defended in his season debut...Disrupted the Titans at the line of scrimmage, helping limit them to 95 rushing yards...(9/17) vs. NYJ: Finished the game with six tackles (three) and his first sack of the season...Brought down QB Josh McCown for a 9-yard loss in the third quarter...(9/24) at Was.: Was a force during the game, tallying nine tackles (seven) and posting a sack of QB Kirk Cousins, dropping him for a 9-yard loss in the first half...(10/1) at Den.: Dominated the line of scrimmage once again, totaling seven tackles (five) and a season-high two sacks...Brought down QB Trevor Siemian in the third quarter for a 2-yard loss...Added his second sack of the day later on in the third, dropping Siemian for a 4-yard loss...(10/8) vs. Bal.: Led the team with 10 tackles...(10/15) vs. LAC: Contributed four tackles...(10/19) vs. KC: Added six tackles, 0.5 sacks and one pass defended...Teamed up with DL Denico Autry to take down QB Alex Smith late in the fourth quarter, forcing a punt and getting the ball back to the Raiders' offense to drive down the field for the game-winning score...(10/29) at Buf.: Posted two tackles...(11/5) at Mia.: Helped limit the Dolphins to just 86 rushing yards and added five tackles in the victory...(11/19) vs. NE: Tallied four tackles (three) and one sack on the day...Brought down QB Tom Brady for a loss of eight yards in the first quarter...(11/26) vs. Den.: Recorded three tackles and one sack in the victory...Sacked QB Trevor Siemian for a loss of seven yards in the fourth quarter, marking his 10th career sack against the Broncos...(12/3) vs. NYG: Disrupted the Giants' offense throughout, recording four tackles (three), one sack, one forced fumble and one fumble recovery...Late in the first half with the Giants driving, took down QB Geno Smith and simultaneously took the ball away from him, recording a forced fumble and fumble recovery on the play...(12/10) at KC: Posted six tackles, one sack and two passes defended on the afternoon...Brought down QB Alex Smith for a loss of 12 yards in the second quarter.

## KHALIL MACK'S CAREER STATISTICS

Year	Team	GP	GS	Total	TACKLES				INTERCEPTIONS				FUMBLES			
					Solo	Asst.	Sacks	Yds.	No.	Yds.	Lg.	TD	PD	FF	FR	Yds.
2014	Oakland	16	16	84	59	25	4.0	29.0	0	0	-	0	4	1	0	0
2015	Oakland	16	16	79	58	21	15.0	89.0	0	0	-	0	4	2	0	0
2016	Oakland	16	16	77	56	21	11.0	75.0	1	6	6t	1	4	5	3	0
2017	Oakland	15	15	81	60	21	10.5	75.5	0	0	-	0	5	1	1	0
<b>Totals</b>		<b>63</b>	<b>63</b>	<b>321</b>	<b>233</b>	<b>88</b>	<b>40.5</b>	<b>268.5</b>	<b>1</b>	<b>6</b>	<b>6t</b>	<b>1</b>	<b>17</b>	<b>9</b>	<b>4</b>	<b>0</b>
<b>POSTSEASON</b>																
2016	Oakland	1	1	6	4	2	0.0	0.0	0	0	-	0	0	0	0	0
<b>Totals</b>		<b>1</b>	<b>1</b>	<b>6</b>	<b>4</b>	<b>2</b>	<b>0.0</b>	<b>0.0</b>	<b>0</b>	<b>0</b>	<b>-</b>	<b>0</b>	<b>0</b>	<b>0</b>	<b>0</b>	<b>0</b>


## KHALIL MACK 2017 GAME-BY-GAME

Date	Opponent	W/L	GP/GS	Total	TACKLES				INTERCEPTIONS				FUMBLES			
					Solo	Asst.	Sacks	Yds.	No.	Yds.	Lg.	TD	PD	FF	FR	Yds.
9/10	at Ten.	W	1/1	5	4	1	0.0	0.0	0	0	-	0	1	0	0	0
9/17	NYJ	W	1/1	6	3	3	1.0	9.0	0	0	-	0	0	0	0	0
9/24	at Was.	L	1/1	9	7	2	1.0	9.0	0	0	-	0	0	0	0	0
10/1	at Den.	L	1/1	7	5	2	2.0	10.0	0	0	-	0	0	0	0	0
10/8	Bal.	L	1/1	10	6	4	0.0	0.0	0	0	-	0	0	0	0	0
10/15	LAC	L	1/1	4	4	0	0.0	0.0	0	0	-	0	0	0	0	0
10/19	KC	W	1/1	6	4	2	0.5	5.5	0	0	-	0	1	0	0	0
10/29	at Buf.	L	1/1	2	2	0	0.0	0.0	0	0	-	0	0	0	0	0
11/5	at Mia.	W	1/1	5	3	2	0.0	0.0	0	0	-	0	0	0	0	0
11/19	NE (Mex.)	L	1/1	4	3	1	1.0	8.0	0	0	-	0	0	0	0	0
11/26	Den.	W	1/1	3	2	1	1.0	7.0	0	0	-	0	1	0	0	0
12/3	NYG	W	1/1	4	3	1	1.0	7.0	0	0	-	0	0	1	1	0
12/10	at KC	L	1/1	6	5	1	1.0	12.0	0	0	-	0	2	0	0	0
12/17	Dal.	L	1/1	6	5	1	2.0	8.0	0	0	-	0	0	0	0	0
12/25	at Phi.	L	1/1	4	4	0	0.0	0.0	0	0	-	0	0	0	0	0
12/31	at LAC															
<b>Totals</b>			<b>15/15</b>	<b>81</b>	<b>60</b>	<b>21</b>	<b>10.5</b>	<b>75.5</b>	<b>0</b>	<b>0</b>	<b>-</b>	<b>0</b>	<b>5</b>	<b>1</b>	<b>1</b>	<b>0</b>



# UPDATED BIOS - DEFENSE

23



**DEXTER  
McDONALD**

**POSITION:** CORNERBACK  
**COLLEGE:** KANSAS  
**HEIGHT:** 6-1 | **WEIGHT:** 200  
**ACQUIRED:** D7c-15  
**NFL EXP.:** 3 | **RAIDERS EXP.:** 3  
**HOMETOWN:** KANSAS CITY, MO.  
**BORN:** 11/30/91

**2017: (9/10) at Ten.:** Posted one tackle in limited action on defense...(9/17) vs. NYJ: Appeared on special teams...(9/24) at Was.: Inactive...(10/1) at Den.: Saw action on defense due to injuries and posted one tackle...(10/8) vs. Bal.: Saw extended action and tallied two tackles with one pass defended...(10/15) vs. LAC: Made his first career start and posted three tackles and one forced fumble...Tallied his first career forced fumble, knocking the ball loose from WR Tyrell Williams, as CB David Amerson jumped on it to secure the turnover...(10/19) vs. KC: Recorded two tackles and one pass defended in the victory...(10/29) at Buf.: Made his second start of the season and posted five tackles to go along with one pass defended...(11/5) at Mia.: Started and contributed 10 tackles with one pass defended...(11/19) vs. NE: Appeared on defense and special teams...(11/26) vs. Den.: Played on defense and special teams, tallying one stop on defense...(12/3) vs. NYG: Recorded four tackles and a career-high two passes defended...(12/10) at KC: Recorded two tackles.

## DEXTER McDONALD'S CAREER STATISTICS

Year	Team	GP	GS	TACKLES					INTERCEPTIONS				FUMBLES			
				Total	Solo	Asst.	Sacks	Yds.	No.	Yds.	Lg.	TD	PD	FF	FR	Yds.
2015	Oakland	6	0	4	4	0	0.0	0.0	0	0	-	0	0	0	0	0
2016	Oakland	6	0	0	0	0	0.0	0.0	0	0	-	0	0	0	0	0
2017	Oakland	14	6	41	34	7	0.0	0.0	0	0	-	0	8	1	0	0
<b>Totals</b>		<b>26</b>	<b>6</b>	<b>45</b>	<b>38</b>	<b>7</b>	<b>0.0</b>	<b>0.0</b>	<b>0</b>	<b>0</b>	<b>-</b>	<b>0</b>	<b>8</b>	<b>1</b>	<b>0</b>	<b>0</b>
<b>POSTSEASON</b>																
2016	Oakland	1	0	0	0	0	0.0	0.0	0	0	-	0	0	0	0	0
<b>Totals</b>		<b>1</b>	<b>0</b>	<b>0</b>	<b>0</b>	<b>0</b>	<b>0.0</b>	<b>0.0</b>	<b>0</b>	<b>0</b>	<b>-</b>	<b>0</b>	<b>0</b>	<b>0</b>	<b>0</b>	<b>0</b>


## DEXTER McDONALD 2017 GAME-BY-GAME

Date	Opponent	W/L	GP/GS	TACKLES					INTERCEPTIONS				FUMBLES			
				Total	Solo	Asst.	Sacks	Yds.	No.	Yds.	Lg.	TD	PD	FF	FR	Yds.
9/10	at Ten.	W	1/0	1	1	0	0.0	0.0	0	0	-	0	0	0	0	0
9/17	NYJ	W	1/0	0	0	0	0.0	0.0	0	0	-	0	0	0	0	0
9/24	at Was.	L		(INACTIVE)												
10/1	at Den.	L	1/0	1	1	0	0.0	0.0	0	0	-	0	0	0	0	0
10/8	Bal.	L	1/0	2	2	0	0.0	0.0	0	0	-	0	1	0	0	0
10/15	LAC	L	1/1	3	3	0	0.0	0.0	0	0	-	0	0	1	0	0
10/19	KC	W	1/0	2	2	0	0.0	0.0	0	0	-	0	1	0	0	0
10/29	at Buf.	L	1/1	5	5	0	0.0	0.0	0	0	-	0	1	0	0	0
11/5	at Mia.	W	1/1	10	5	5	0.0	0.0	0	0	-	0	1	0	0	0
11/19	NE (Mex.)	L	1/0	0	0	0	0.0	0.0	0	0	-	0	0	0	0	0
11/26	Den.	W	1/0	1	0	1	0.0	0.0	0	0	-	0	0	0	0	0
12/3	NYG	W	1/0	4	4	0	0.0	0.0	0	0	-	0	2	0	0	0
12/10	at KC	L	1/1	2	2	0	0.0	0.0	0	0	-	0	0	0	0	0
12/17	Dal.	L	1/0	4	3	1	0.0	0.0	0	0	-	0	1	0	0	0
12/25	at Phi.	L	1/1	6	6	0	0.0	0.0	0	0	-	0	1	0	0	0
12/31	at LAC															
<b>Totals</b>			<b>14/6</b>	<b>41</b>	<b>34</b>	<b>7</b>	<b>0.0</b>	<b>0.0</b>	<b>0</b>	<b>0</b>	<b>-</b>	<b>0</b>	<b>8</b>	<b>1</b>	<b>0</b>	<b>0</b>



# UPDATED BIOS - DEFENSE

39



**KEITH  
McGILL II**

**POSITION:** DEFENSIVE BACK  
**COLLEGE:** UTAH  
**HEIGHT:** 6-3 | **WEIGHT:** 210  
**ACQUIRED:** D4b-'14  
**NFL EXP.:** 4 | **RAIDERS EXP.:** 4  
**HOMETOWN:** LA MIRADA, CALIF.  
**BORN:** 03/09/89

**2017: (9/10) at Ten.:** Inactive due to a foot injury...**(9/17) vs. NYJ:** Inactive due to a foot injury...**(9/24) at Was.:** Made his season debut, tallying a special teams tackle...**(10/1) at Den.:** Inactive due to a foot injury...**(10/8) vs. Bal.:** Appeared on special teams...**(10/15) vs. LAC:** Played on defense and special teams and recorded one stop on defense...**(10/19) vs. KC:** Tallied one tackle on defense and added one tackle on special teams...**(10/29) at Buf.:** Contributed on defense and special teams...**(11/5) at Mia.:** Played on defense and special teams...**(11/19) vs. NE:** Played on defense and special teams...**(11/26) at Den.:** Contributed on defense and special teams...**(12/3) vs. NYG:** Appeared on defense and special teams...**(12/10) at KC:** Recorded one special teams tackle.

## KEITH McGILL II'S CAREER STATISTICS

Year	Team	GP	GS	Total	TACKLES			Yds.	No.	INTERCEPTIONS				FUMBLES		
					Solo	Asst.	Sacks			Yds.	Lg.	TD	PD	FF	FR	Yds.
2014	Oakland	12	1	12	6	6	0.0	0.0	0	0	-	0	4	0	1	18
2015	Oakland	13	0	0	0	0	0.0	0.0	0	0	-	0	0	0	0	0
2016	Oakland	16	2	16	13	3	0.0	0.0	0	0	-	0	1	0	0	0
2017	Oakland	12	0	2	2	0	0.0	0.0	0	0	-	0	0	0	0	0
<b>Totals</b>		<b>53</b>	<b>3</b>	<b>30</b>	<b>21</b>	<b>9</b>	<b>0.0</b>	<b>0.0</b>	<b>0</b>	<b>0</b>	<b>-</b>	<b>0</b>	<b>5</b>	<b>0</b>	<b>1</b>	<b>18</b>
<b>POSTSEASON</b>																
2016	Oakland	1	0	0	0	0	0.0	0.0	0	0	-	0	0	0	0	0
<b>Totals</b>		<b>1</b>	<b>0</b>	<b>0</b>	<b>0</b>	<b>0</b>	<b>0.0</b>	<b>0.0</b>	<b>0</b>	<b>0</b>	<b>-</b>	<b>0</b>	<b>0</b>	<b>0</b>	<b>0</b>	<b>0</b>


## KEITH McGILL II 2017 GAME-BY-GAME

Date	Opponent	W/L	GP/GS	Total	TACKLES			Yds.	No.	INTERCEPTIONS				FUMBLES		
					Solo	Asst.	Sacks			Yds.	Lg.	TD	PD	FF	FR	Yds.
9/10	at Ten.	W														
9/17	NYJ	W														
9/24	at Was.	L	1/0	0	0	0	0.0	0.0	0	0	-	0	0	0	0	0
10/1	at Den.	L														
10/8	Bal.	L	1/0	0	0	0	0.0	0.0	0	0	-	0	0	0	0	0
10/15	LAC	L	1/0	1	1	0	0.0	0.0	0	0	-	0	0	0	0	0
10/19	KC	W	1/0	1	1	0	0.0	0.0	0	0	-	0	0	0	0	0
10/29	at Buf.	L	1/0	0	0	0	0.0	0.0	0	0	-	0	0	0	0	0
11/5	at Mia.	W	1/0	0	0	0	0.0	0.0	0	0	-	0	0	0	0	0
11/19	NE (Mex.)	L	1/0	0	0	0	0.0	0.0	0	0	-	0	0	0	0	0
11/26	Den.	W	1/0	0	0	0	0.0	0.0	0	0	-	0	0	0	0	0
12/3	NYG	W	1/0	0	0	0	0.0	0.0	0	0	-	0	0	0	0	0
12/10	at KC	L	1/0	0	0	0	0.0	0.0	0	0	-	0	0	0	0	0
12/17	Dal.	L	1/0	0	0	0	0.0	0.0	0	0	-	0	0	0	0	0
12/25	at Phi.	L	1/0	0	0	0	0.0	0.0	0	0	-	0	0	0	0	0
12/31	at LAC															
<b>Totals</b>			<b>12/0</b>	<b>2</b>	<b>2</b>	<b>0</b>	<b>0.0</b>	<b>0.0</b>	<b>0</b>	<b>0</b>	<b>-</b>	<b>0</b>	<b>0</b>	<b>0</b>	<b>0</b>	<b>0</b>



# UPDATED BIOS - DEFENSE

50



**NICHOLAS MORROW**

**POSITION:** LINEBACKER  
**COLLEGE:** GREENVILLE  
**HEIGHT:** 6-0 | **WEIGHT:** 216  
**ACQUIRED:** FA-'17  
**NFL EXP.:** R | **RAIDERS EXP.:** R  
**HOMETOWN:** HUNTSVILLE, ALA.  
**BORN:** 07/10/95

**2017: (9/10) at Ten.:** Made his NFL debut, seeing action on special teams and defense...Recorded his first career tackle...**(9/17) vs. NYJ:** Saw significant action on defense, posting three tackles...**(9/24) at Was.:** Tallied three tackles...**(10/1) at Den.:** Posted four tackles (three)...**(10/8) vs. Bal.:** Saw extended action on defense and made four tackles...**(10/15) vs. LAC:** Made his first career start and posted five tackles and one pass defended...**(10/19) vs. KC:** Started and posted five tackles (four) in the victory...**(10/29) at Buf.:** Appeared on defense and special teams...**(11/5) at Mia.:** Contributed on defense and special teams...**(11/19) vs. NE:** Tallied three tackles...**(11/26) vs. Den.:** Made six stops (four) on defense...**(12/3) vs. NYG:** Started in place of the injured LB Cory James at WLB and recorded a career-high nine tackles...**(12/10) at KC:** Made the start and tallied a career-high 10 tackles (eight)...

## NICHOLAS MORROW'S CAREER STATISTICS

Year	Team	GP	GS	Total	TACKLES			Yds.	No.	INTERCEPTIONS				FUMBLES		
					Solo	Asst.	Sacks			Yds.	Lg.	TD	PD	FF	FR	Yds.
2017	Oakland	15	4	61	45	16	0.0	0.0	0	0	-	0	3	1	0	0
<b>Totals</b>		<b>15</b>	<b>4</b>	<b>61</b>	<b>45</b>	<b>16</b>	<b>0.0</b>	<b>0.0</b>	<b>0</b>	<b>0</b>	<b>-</b>	<b>0</b>	<b>3</b>	<b>1</b>	<b>0</b>	<b>0</b>

## NICHOLAS MORROW 2017 GAME-BY-GAME

Date	Opponent	W/L	GP/GS	Total	TACKLES			Yds.	No.	INTERCEPTIONS				FUMBLES		
					Solo	Asst.	Sacks			Yds.	Lg.	TD	PD	FF	FR	Yds.
9/10	at Ten.	W	1/0	1	1	0	0.0	0.0	0	0	-	0	0	0	0	0
9/17	NYJ	W	1/0	3	2	1	0.0	0.0	0	0	-	0	0	0	0	0
9/24	at Was.	L	1/0	3	3	0	0.0	0.0	0	0	-	0	0	0	0	0
10/1	at Den.	L	1/0	4	3	1	0.0	0.0	0	0	-	0	0	0	0	0
10/8	Bal.	L	1/0	4	3	1	0.0	0.0	0	0	-	0	0	0	0	0
10/15	LAC	L	1/1	5	3	2	0.0	0.0	0	0	-	0	1	0	0	0
10/19	KC	W	1/1	5	4	1	0.0	0.0	0	0	-	0	0	0	0	0
10/29	at Buf.	L	1/0	0	0	0	0.0	0.0	0	0	-	0	0	0	0	0
11/5	at Mia.	W	1/0	0	0	0	0.0	0.0	0	0	-	0	0	0	0	0
11/19	NE (Mex.)	L	1/0	3	3	0	0.0	0.0	0	0	-	0	0	0	0	0
11/26	Den.	W	1/0	6	4	2	0.0	0.0	0	0	-	0	1	1	0	0
12/3	NYG	W	1/1	9	5	4	0.0	0.0	0	0	-	0	0	0	0	0
12/10	at KC	L	1/1	10	8	2	0.0	0.0	0	0	-	0	0	0	0	0
12/17	Dal.	L	1/0	6	4	2	0.0	0.0	0	0	-	0	1	0	0	0
12/25	at Phi.	L	1/0	2	2	0	0.0	0.0	0	0	-	0	0	0	0	0
12/31	at LAC															
<b>Totals</b>			<b>15/4</b>	<b>61</b>	<b>45</b>	<b>16</b>	<b>0.0</b>	<b>0.0</b>	<b>0</b>	<b>0</b>	<b>-</b>	<b>0</b>	<b>3</b>	<b>1</b>	<b>0</b>	<b>0</b>



# UPDATED BIOS - DEFENSE

27



**REGGIE NELSON**

**POSITION:** SAFETY  
**COLLEGE:** FLORIDA  
**HEIGHT:** 5-11 | **WEIGHT:** 210  
**ACQUIRED:** UFA-'16 (CIN.)  
**NFL EXP.:** 11 | **RAIDERS EXP.:** 2  
**HOMETOWN:** MELBOURNE, FLA.  
**BORN:** 09/21/83

**2017: (9/10) at Ten.:** Made his season debut, finishing second on the team with eight tackles (five solo) and adding one pass defended...**(9/17) vs. NYJ:** Was active throughout the contest, totaling seven stops...**(9/24) at Was.:** Tallied four tackles (three)...**(10/1) at Den.:** Posted five tackles (four) and one pass defended...**(10/8) vs. Bal.:** Posted five tackles in the loss...**(10/15) vs. LAC:** Made seven tackles (five) in the loss...**(10/19) vs. KC:** Recorded eight tackles in the victory...**(10/29) at Buf.:** Made six stops on defense...**(11/5) at Mia.:** Led the secondary and set a season high with 10 tackles in the victory...**(11/19) vs. NE:** Tallied five tackles...**(11/26) vs. Den.:** Recorded six tackles in the victory...**(12/3) vs. NYG:** Tallied five tackles...**(12/10) at KC:** Posted five tackles.

## REGGIE NELSON'S CAREER STATISTICS

Year	Team	GP	GS	Total	TACKLES				INTERCEPTIONS					FUMBLES		
					Solo	Asst.	Sacks	Yds.	No.	Yds.	Lg.	TD	PD	FF	FR	Yds.
2007	Jacksonville	16	15	57	52	5	1.0	6.0	5	76	37	0	9	1	0	0
2008	Jacksonville	13	13	52	46	6	0.0	0.0	2	0	0	0	3	0	0	0
2009	Jacksonville	16	14	69	63	6	0.0	0.0	0	0	-	0	1	0	1	0
2010	Cincinnati	16	6	51	35	16	0.0	0.0	2	63	56	0	7	2	0	0
2011	Cincinnati	16	16	102	58	44	2.0	16.0	4	115	75t	1	8	2	0	0
2012	Cincinnati	14	14	84	58	26	1.0	8.0	3	10	10	0	9	2	0	0
2013	Cincinnati	15	15	59	44	15	1.0	11.0	2	0	0	0	8	1	2	12
2014	Cincinnati	16	16	92	60	32	1.5	12.5	4	30	31	0	13	0	0	0
2015	Cincinnati	16	16	72	50	22	0.0	0.0	8	115	37	0	14	0	2	25
2016	Oakland	16	16	86	57	29	0.0	0.0	5	74	40	0	14	0	2	0
2017	Oakland	15	15	89	67	22	0.0	0.0	1	3	3	0	5	1	0	0
<b>Totals</b>		<b>169</b>	<b>156</b>	<b>813</b>	<b>590</b>	<b>223</b>	<b>6.5</b>	<b>53.5</b>	<b>36</b>	<b>486</b>	<b>75t</b>	<b>1</b>	<b>91</b>	<b>9</b>	<b>7</b>	<b>37</b>
<b>POSTSEASON</b>																
2007	Jacksonville	2	2	9	7	2	0.0	0.0	0	0	-	0	0	0	0	0
2011	Cincinnati	1	1	6	4	2	1.0	7.0	0	0	-	0	0	0	0	0
2012	Cincinnati	1	1	10	9	1	0.0	0.0	0	0	-	0	0	0	0	0
2013	Cincinnati	1	1	4	4	0	0.0	0.0	0	0	-	0	0	0	0	0
2014	Cincinnati	1	1	5	4	1	0.0	0.0	0	0	-	0	0	0	1	6
2015	Cincinnati	1	1	3	3	0	1.0	10.0	0	0	-	0	0	0	0	0
2016	Oakland	1	1	7	5	2	0.0	0.0	0	0	-	0	0	0	0	0
<b>Totals</b>		<b>8</b>	<b>8</b>	<b>44</b>	<b>36</b>	<b>8</b>	<b>2.0</b>	<b>17.0</b>	<b>0</b>	<b>0</b>	<b>-</b>	<b>0</b>	<b>0</b>	<b>0</b>	<b>1</b>	<b>6</b>





# UPDATED BIOS - DEFENSE

## REGGIE NELSON

### REGGIE NELSON 2017 GAME-BY-GAME

Date	Opponent	W/L	GP/GS	TACKLES				Yds.	No.	INTERCEPTIONS				FUMBLES		
				Total	Solo	Asst.	Sacks			Yds.	Lg.	TD	PD	FF	FR	Yds.
9/10	at Ten.	W	1/1	8	5	3	0.0	0.0	0	0	-	0	1	0	0	0
9/17	NYJ	W	1/1	7	5	2	0.0	0.0	0	0	-	0	0	0	0	0
9/24	at Was.	L	1/1	4	3	1	0.0	0.0	0	0	-	0	0	0	0	0
10/1	at Den.	L	1/1	5	4	1	0.0	0.0	0	0	-	0	1	0	0	0
10/8	Bal.	L	1/1	5	5	0	0.0	0.0	0	0	-	0	0	0	0	0
10/15	LAC	L	1/1	4	4	0	0.0	0.0	0	0	-	0	0	0	0	0
10/19	KC	W	1/1	8	6	2	0.0	0.0	0	0	-	0	0	0	0	0
10/29	at Buf.	L	1/1	6	4	2	0.0	0.0	0	0	-	0	0	0	0	0
11/5	at Mia.	W	1/1	10	6	4	0.0	0.0	0	0	-	0	0	0	0	0
11/19	NE (Mex.)	L	1/1	5	4	1	0.0	0.0	0	0	-	0	0	0	0	0
11/26	Den.	W	1/1	6	5	1	0.0	0.0	0	0	-	0	0	0	0	0
12/3	NYG	W	1/1	5	2	3	0.0	0.0	0	0	-	0	0	0	0	0
12/10	at KC	L	1/1	5	4	1	0.0	0.0	0	0	-	0	0	0	0	0
12/17	Da.	L	1/1	5	4	1	0.0	0.0	0	0	-	0	0	0	0	0
12/25	at Phi.	L	1/1	6	6	0	0.0	0.0	1	3	3	0	3	1	0	0
12/31	at LAC															
<b>Totals</b>			<b>15/15</b>	<b>89</b>	<b>67</b>	<b>22</b>	<b>0.0</b>	<b>0.0</b>	<b>1</b>	<b>3</b>	<b>3</b>	<b>0</b>	<b>5</b>	<b>1</b>	<b>0</b>	<b>0</b>



# UPDATED BIOS - DEFENSE

43



**BRADY  
SHELDON**

**POSITION:** LINEBACKER  
**COLLEGE:** FERRIS STATE  
**HEIGHT:** 6-5 | **WEIGHT:** 230  
**ACQUIRED:** FA-'17  
**NFL EXP.:** R | **RAIDERS EXP.:** R  
**HOMETOWN:** NOVI, MICH.  
**BORN:** 02/23/93

2017: (12/25) at Phi.: Made NFL debut and contributed on special teams.

## BRADY SHELDON'S CAREER STATISTICS

Year	Team	GP	GS	Total	TACKLES			Yds.	No.	INTERCEPTIONS				FUMBLES		
					Solo	Asst.	Sacks			Yds.	Lg.	TD	PD	FF	FR	Yds.
2017	Oakland	1	0	0	0	0	0.0	0.0	0	-	0	0	0	0	0	0
<b>Totals</b>		<b>1</b>	<b>0</b>	<b>0</b>	<b>0</b>	<b>0</b>	<b>0.0</b>	<b>0.0</b>	<b>0</b>	<b>-</b>	<b>0</b>	<b>0</b>	<b>0</b>	<b>0</b>	<b>0</b>	<b>0</b>

## BRADY SHELDON 2017 GAME-BY-GAME

Date	Opponent	W/L	GP/GS	Total	TACKLES			Yds.	No.	INTERCEPTIONS				FUMBLES		
					Solo	Asst.	Sacks			Yds.	Lg.	TD	PD	FF	FR	Yds.
9/10	at Ten.	W					(NOT ON ROSTER)									
9/17	NYJ	W					(NOT ON ROSTER)									
9/24	at Was.	L					(NOT ON ROSTER)									
10/1	at Den.	L					(NOT ON ROSTER)									
10/8	Bal.	L					(NOT ON ROSTER)									
10/15	LAC	L					(NOT ON ROSTER)									
10/19	KC	W					(NOT ON ROSTER)									
10/29	at Buf.	L					(NOT ON ROSTER)									
11/5	at Mia.	W					(NOT ON ROSTER)									
11/19	NE (Mex.)	L					(NOT ON ROSTER)									
11/26	Den.	W					(PRACTICE SQUAD)									
12/3	NYG	W					(PRACTICE SQUAD)									
12/10	at KC	L					(PRACTICE SQUAD)									
12/17	Dal.	L					(PRACTICE SQUAD)									
12/25	at Phi.	L	1/0	0	0	0	0.0	0.0	0	0	-	0	0	0	0	0
12/31	at LAC															
<b>Totals</b>			<b>1/0</b>	<b>0</b>	<b>0</b>	<b>0</b>	<b>0.0</b>	<b>0.0</b>	<b>0</b>	<b>0</b>	<b>-</b>	<b>0</b>	<b>0</b>	<b>0</b>	<b>0</b>	<b>0</b>



# UPDATED BIOS - DEFENSE

21



**SEAN SMITH**

**POSITION:** CORNERBACK  
**COLLEGE:** UTAH  
**HEIGHT:** 6-3 | **WEIGHT:** 220  
**ACQUIRED:** UFA-'16 (KC)  
**NFL EXP.:** 9 | **RAIDERS EXP.:** 2  
**HOMETOWN:** PASADENA, CALIF.  
**BORN:** 07/14/87

**2017: (9/10) at Ten.:** Started in the season opener and posted two solo tackles...**(9/17) vs. NYJ:** Inactive due to a neck injury...**(9/24) at Was.:** Played in reserve on defense...**(10/1) at Den.:** Recorded three tackles on defense...**(10/8) vs. Bal.:** Started and posted four tackles...**(10/15) vs. LAC:** Did not play...**(10/19) vs. KC:** Saw extended action in reserve, recording four tackles...**(10/29) at Buf.:** Posted three tackles...**(11/5) at Mia.:** Recorded two tackles in the victory...**(11/19) vs. NE:** Made three tackles and added one pass defensed...**(11/26) vs. Den.:** Earned the start and tallied four tackles and one pass defensed...**(12/3) vs. NYG:** Started and posted two tackles and one pass defensed...**(12/10) at KC:** Started and tallied one tackle.

## SEAN SMITH'S CAREER STATISTICS

Year	Team	GP	GS	Total	TACKLES			Yds.	No.	INTERCEPTIONS				FUMBLES		
					Solo	Asst.	Sacks			Yds.	Lg.	TD	PD	FF	FR	Yds.
2009	Miami	16	16	37	30	7	0.0	0.0	0	0	-	0	12	0	1	0
2010	Miami	15	8	50	42	8	0.0	0.0	1	18	18	0	9	0	0	0
2011	Miami	16	16	60	51	9	0.0	0.0	2	7	7	0	7	0	0	0
2012	Miami	16	16	59	53	6	0.0	0.0	2	31	31	0	11	3	0	0
2013	Kansas City	16	15	47	43	4	0.0	0.0	2	96	100t	1	13	0	0	0
2014	Kansas City	16	16	50	47	3	0.0	0.0	1	34	34	0	16	0	0	0
2015	Kansas City	13	13	45	40	5	0.0	0.0	2	5	5	0	12	0	0	0
2016	Oakland	15	15	40	32	8	0.0	0.0	2	27	27	0	12	0	0	0
2017	Oakland	13	7	31	28	3	0.0	0.0	2	8	8	0	5	0	0	0
<b>Totals</b>		<b>136</b>	<b>122</b>	<b>419</b>	<b>366</b>	<b>53</b>	<b>0.0</b>	<b>0.0</b>	<b>14</b>	<b>226</b>	<b>100t</b>	<b>1</b>	<b>97</b>	<b>3</b>	<b>1</b>	<b>0</b>
<b>POSTSEASON</b>																
2013	Kansas City	1	1	4	1	3	0.0	0.0	0	0	-	0	1	0	0	0
2015	Kansas City	2	2	10	9	1	0.0	0.0	1	13	13	0	2	0	0	0
2016	Oakland	1	1	2	1	1	0.0	0.0	0	0	-	0	1	0	0	0
<b>Totals</b>		<b>4</b>	<b>4</b>	<b>16</b>	<b>11</b>	<b>5</b>	<b>0.0</b>	<b>0.0</b>	<b>1</b>	<b>13</b>	<b>13</b>	<b>0</b>	<b>4</b>	<b>0</b>	<b>0</b>	<b>0</b>

## SEAN SMITH 2017 GAME-BY-GAME

Date	Opponent	W/L	GP/GS	Total	TACKLES			Yds.	No.	INTERCEPTIONS				FUMBLES		
					Solo	Asst.	Sacks			Yds.	Lg.	TD	PD	FF	FR	Yds.
9/10	at Ten.	W	1/1	2	2	0	0.0	0.0	0	0	-	0	0	0	0	0
9/17	NYJ	W														
(INACTIVE - NECK)																
9/24	at Was.	L	1/0	0	0	0	0.0	0.0	0	0	-	0	0	0	0	0
10/1	at Den.	L	1/0	3	3	0	0.0	0.0	0	0	-	0	0	0	0	0
10/8	Bal.	L	1/1	4	3	1	0.0	0.0	0	0	-	0	0	0	0	0
10/15	LAC	L														
(DID NOT PLAY)																
10/19	KC	W	1/0	4	3	1	0.0	0.0	0	0	-	0	0	0	0	0
10/29	at Buf.	L	1/0	3	2	1	0.0	0.0	0	0	-	0	0	0	0	0
11/5	at Mia.	W	1/0	2	2	0	0.0	0.0	0	0	-	0	0	0	0	0
11/19	NE (Mex.)	L	1/0	3	3	0	0.0	0.0	0	0	-	0	1	0	0	0
11/26	Den.	W	1/1	4	4	0	0.0	0.0	0	0	-	0	1	0	0	0
12/3	NYG	W	1/1	2	2	0	0.0	0.0	0	0	-	0	1	0	0	0
12/10	at KC	L	1/1	1	1	0	0.0	0.0	0	0	-	0	0	0	0	0
12/17	Dal.	L	1/1	3	3	0	0.0	0.0	2	8	8	0	2	0	0	0
12/25	at Phi.	L	1/1	0	0	0	0.0	0.0	0	0	-	0	0	0	0	0
12/31	at LAC															
<b>Totals</b>			<b>13/7</b>	<b>31</b>	<b>28</b>	<b>3</b>	<b>0.0</b>	<b>0.0</b>	<b>2</b>	<b>8</b>	<b>8</b>	<b>0</b>	<b>5</b>	<b>0</b>	<b>0</b>	<b>0</b>



# UPDATED BIOS - DEFENSE

94



**EDDIE  
VANDERDOES**

**POSITION:** DEFENSIVE TACKLE  
**COLLEGE:** UCLA  
**HEIGHT:** 6-3 | **WEIGHT:** 305  
**ACQUIRED:** D3-'17  
**NFL EXP.:** R | **RAIDERS EXP.:** R  
**HOMETOWN:** AUBURN, CALIF.  
**BORN:** 10/13/94

**2017: (9/10) at Ten.:** Made his NFL debut, helping limit the titans to 95 rushing yards...(9/17) **vs. NYJ:** Started and registered his first career tackles, totaling three on the day...(9/24) **at Was.:** Tallied two tackles on the day...(10/1) **at Den.:** Started and was part of a defensive unit that held the Broncos to 298 total yards...(10/8) **vs. Bal.:** Started at defensive tackle...(10/15) **vs. LAC:** Started at defensive tackle...(10/19) **vs. KC:** Contributed one tackle in the victory...(10/29) **at Buf.:** Posted one tackle...(11/5) **at Mia.:** Matched a season high with three tackles in the victory...(11/19) **vs. NE:** Posted one tackle...(11/26) **vs. Den.:** Tallied one tackle...(12/3) **vs. NYG:** Tallied a career-high four tackles in the contest...(12/10) **at KC:** Made two tackles in the loss.

## EDDIE VANDERDOES' CAREER STATISTICS

Year	Team	GP	GS	Total	TACKLES			Yds.	No.	INTERCEPTIONS				FUMBLES		
					Solo	Asst.	Sacks			Yds.	Lg.	TD	PD	FF	FR	Yds.
2017	Oakland	15	13	22	12	10	0.0	0.0	0	-	0	0	0	0	0	0
<b>Totals</b>		<b>15</b>	<b>13</b>	<b>22</b>	<b>12</b>	<b>10</b>	<b>0.0</b>	<b>0.0</b>	<b>0</b>	<b>-</b>	<b>0</b>	<b>0</b>	<b>0</b>	<b>0</b>	<b>0</b>	<b>0</b>

## EDDIE VANDERDOES 2017 GAME-BY-GAME

Date	Opponent	W/L	GP/GS	Total	TACKLES			Yds.	No.	INTERCEPTIONS				FUMBLES		
					Solo	Asst.	Sacks			Yds.	Lg.	TD	PD	FF	FR	Yds.
9/10	at Ten.	W	1/1	0	0	0	0.0	0.0	0	0	-	0	0	0	0	0
9/17	NYJ	W	1/1	3	1	2	0.0	0.0	0	0	-	0	0	0	0	0
9/24	at Was.	L	1/1	2	0	2	0.0	0.0	0	0	-	0	0	0	0	0
10/1	at Den.	L	1/1	0	0	0	0.0	0.0	0	0	-	0	0	0	0	0
10/8	Bal.	L	1/1	0	0	0	0.0	0.0	0	0	-	0	0	0	0	0
10/15	LAC	L	1/1	0	0	0	0.0	0.0	0	0	-	0	0	0	0	0
10/19	KC	W	1/1	1	1	0	0.0	0.0	0	0	-	0	0	0	0	0
10/29	at Buf.	L	1/1	1	1	0	0.0	0.0	0	0	-	0	0	0	0	0
11/5	at Mia.	W	1/1	3	1	2	0.0	0.0	0	0	-	0	0	0	0	0
11/19	NE (Mex.)	L	1/1	1	1	0	0.0	0.0	0	0	-	0	0	0	0	0
11/26	Den.	W	1/1	1	1	0	0.0	0.0	0	0	-	0	0	0	0	0
12/3	NYG	W	1/1	4	1	3	0.0	0.0	0	0	-	0	0	0	0	0
12/10	at KC	L	1/0	2	1	1	0.0	0.0	0	0	-	0	0	0	0	0
12/17	Dal.	L	1/0	3	3	0	0.0	0.0	0	0	-	0	0	0	0	0
12/25	at Phi.	L	1/1	1	1	0	0.0	0.0	0	0	-	0	0	0	0	0
12/31	at LAC															
<b>Totals</b>			<b>15/13</b>	<b>22</b>	<b>12</b>	<b>10</b>	<b>0.0</b>	<b>0.0</b>	<b>0</b>	<b>0</b>	<b>-</b>	<b>0</b>	<b>0</b>	<b>0</b>	<b>0</b>	<b>0</b>





# UPDATED BIOS - SPECIALISTS

59



**JON CONDO**

**POSITION:** LONG SNAPPER  
**COLLEGE:** MARYLAND  
**HEIGHT:** 6-3 | **WEIGHT:** 240  
**ACQUIRED:** FA-'06  
**NFL EXP.:** 11 | **RAIDERS EXP.:** 11  
**HOMETOWN:** PHILIPSBURG, PA.  
**BORN:** 08/26/81

**2017: (9/10) at Ten.:** Snapped for K Giorgio Tavecchio's NFL debut, as he connected on all four FGs and two PATs...**(9/17) vs. NYJ:** Snapped for one FG and six PATs...**(9/24) at Was.:** Snapped for one FG, one PAT and seven punts...**(10/1) at Den.:** Snapped for one FG, one PAT and six punts...**(10/8) vs. Bal.:** Contributed one special teams stop...**(10/15) vs. LAC:** Snapped on two PATs, one FG and four punts...**(10/19) vs. KC:** Snapped on three FG attempts, four PATs and three punts...**(10/29) at Buf.:** Snapped on four punts and two PATs...**(11/5) at Mia.:** Snapped on two FG attempts, three punts and three PATs...**(11/19) vs. NE:** Snapped on three punts...**(11/26) vs. Den.:** Snapped on one FG attempt, three PATs and six punts...**(12/3) vs. NYG:** Snapped on one FG, three PATs and four punts...**(12/10) at KC:** Snapped on seven punts and one PAT.

## JON CONDO'S CAREER STATISTICS

Year	Team	GP	GS
2005	Dallas	3	0
2007	Oakland	16	0
2008	Oakland	16	0
2009	Oakland	16	0
2010	Oakland	16	0
2011	Oakland	16	0
2012	Oakland	16	0
2013	Oakland	16	0
2014	Oakland	16	0
2015	Oakland	13	0
2016	Oakland	16	0
2017	Oakland	15	0
<b>Totals</b>		<b>175</b>	<b>0</b>
<b>POSTSEASON</b>			
2016	Oakland	1	0
<b>Totals</b>		<b>1</b>	<b>0</b>



# UPDATED BIOS - SPECIALISTS

7



**MARQUETTE KING**

**POSITION:** PUNTER  
**COLLEGE:** FORT VALLEY STATE  
**HEIGHT:** 6-0 | **WEIGHT:** 195  
**ACQUIRED:** FA-'12  
**NFL EXP.:** 6 | **RAIDERS EXP.:** 6  
**HOMETOWN:** MACON, GA.  
**BORN:** 10/26/88

**2017: (9/10) at Ten.:** Punted three times in the season opener, pinning the titans inside their own 20-yard line once...(9/17) vs. **NYJ:** Punted three times for 166 yards, pinning the Jets inside their own 20 two times...(9/24) at **Was.:** Talled a season-high seven punts for 369 yards...Pinned the Redskins inside their own 20-yard line four times on the day...(10/1) at **Den.:** Punted six times for 306 yards and pinned the Broncos inside their own 20-yard line twice...Added a special teams tackle...(10/8) vs. **Bal.:** Punted four times for 197 yards...(10/15) vs. **LAC:** Punted four times on the day, pinning the Chargers inside their 20-yard line each time...(10/19) vs. **KC:** Punted three times and pinned the Chiefs inside their own 20-yard line once...(10/29) at **Buf.:** Punted four times for 153 yards and pinned the Bills inside their own 20 once...(11/5) at **Mia.:** Talled three punts for 140 yards and placed two inside the Dolphins' 20...(11/19) vs. **NE:** Punted three times on the day...(11/26) vs. **Den.:** Became one of just six punters since 2001 to place four punts inside the opponents' 10-yard line in a game with six-or-less punts...(12/3) vs. **NYG:** Posted four punts for 200 yards and a 50.0 average...Also pinned the Giants inside their own 20-yard line two times...(12/10) at **KC:** Punted seven times for 286 yards.

## MARQUETTE KING'S CAREER STATISTICS

Year	Team	GP	Punts	Yds.	Avg.	In 20	TB	Lg.	Net	Blk.	Ret.	Ret. Yds.
2012	Oakland											
(RESERVE/INJURED LIST - FOOT)												
2013	Oakland	16	84	4,107	48.9	23	11	66	40.1	2	42	438
2014	Oakland	16	109	4,930	45.2	31	3	62	40.0	0	47	513
2015	Oakland	16	83	3,697	44.5	40	4	70	41.2	1	30	201
2016	Oakland	16	81	3,937	48.6	34	9	72	41.4	0	33	405
2017	Oakland	15	66	3,134	47.5	27	6	65	42.6	0	32	205
<b>Totals</b>		<b>79</b>	<b>423</b>	<b>19,805</b>	<b>46.8</b>	<b>155</b>	<b>33</b>	<b>72</b>	<b>40.8</b>	<b>3</b>	<b>184</b>	<b>1,762</b>
<b>POSTSEASON</b>												
2016	Oakland	1	10	457	45.7	2	1	62	41.4	0	4	23
<b>Totals</b>		<b>1</b>	<b>10</b>	<b>457</b>	<b>45.7</b>	<b>2</b>	<b>1</b>	<b>62</b>	<b>41.4</b>	<b>0</b>	<b>4</b>	<b>23</b>

## MARQUETTE KING 2017 GAME-BY-GAME

Date	Opponent	W/L	GP	PUNTING									
				Punts	Yds.	Avg.	In 20	TB	Lg.	Net	Blk.	Ret.	Ret. Yds.
9/10	at Ten.	W	1	3	158	52.7	1	1	59	44.3	0	1	5
9/17	NYJ	W	1	3	166	55.3	2	0	65	51.7	0	2	11
9/24	at Was.	L	1	7	369	52.7	4	0	61	49.4	0	4	23
10/1	at Den.	L	1	6	306	51.0	2	0	58	44.7	0	5	38
10/8	Bal.	L	1	4	197	49.3	0	1	62	39.5	0	2	19
10/15	LAC	L	1	4	226	56.5	4	0	59	55.0	0	2	6
10/19	KC	W	1	3	146	48.7	1	0	51	44.3	0	2	13
10/29	at Buf.	L	1	4	153	38.3	1	0	51	34.0	0	2	17
11/5	at Mia.	W	1	3	140	46.7	2	0	49	45.0	0	1	5
11/19	NE	L	1	3	137	45.7	1	2	47	32.3	0	0	0
11/26	Den.	W	1	6	261	43.5	4	0	56	42.2	0	1	8
12/3	NYG	W	1	4	200	50.0	2	1	62	42.5	0	2	10
12/10	at KC	L	1	7	286	40.9	1	1	53	35.6	0	3	17
12/17	Dal.	L	1	4	182	45.5	1	0	57	41.8	0	2	15
12/25	at Phi.	L	1	5	207	41.4	1	0	51	37.8	0	3	18
12/31	at LAC												
<b>Totals</b>			<b>15</b>	<b>66</b>	<b>3,134</b>	<b>47.5</b>	<b>27</b>	<b>6</b>	<b>65</b>	<b>42.6</b>	<b>0</b>	<b>32</b>	<b>205</b>



# UPDATED BIOS - SPECIALISTS

2



**GIORGIO TAVECCHIO**

**POSITION:** KICKER  
**COLLEGE:** CALIFORNIA  
**HEIGHT:** 5-10 | **WEIGHT:** 180  
**ACQUIRED:** FA-'17  
**NFL EXP.:** 1 | **RAIDERS EXP.:** 1  
**HOMETOWN:** MILAN, ITALY  
**BORN:** 07/16/90

**2017: (9/10) at Ten.:** Made his NFL debut, connecting on all four of his FG attempts (20, 52, 52, 43) and going 2-for-2 on PATs for a total of 14 points...Added five touchbacks on kickoffs...Named AFC Special Teams Player of the Week for his performance...Became the first player in NFL history to make two field goals of at least 50 yards in his NFL debut...Also became just the second player in franchise history to convert multiple 50-yard field goals in a single game...Marked the first time a kicker other than Sebastian Janikowski has kicked a field goal attempt for the Raiders since Week 17 of the 2001 season (Brad Daluiso)...**(9/17) vs. NYJ:** Was 1-for-1 on FGs on the day, drilling a 29-yarder and connecting on six PATs...**(9/24) at Was.:** Booted one FG, a 22-yarder, and one PAT...**(10/1) at Den.:** Connected on one 38-yard FG and one PAT...**(10/8) vs. Bal.:** Posted a 32-yard FG, two PATs and booted four touchbacks...**(10/15) vs. LAC:** Connected on a 44-yard FG and was 1-of-2 on PATs...**(10/19) vs. KC:** Connected on 1-of-3 FGs and the game-winning PAT...Made four PATs overall...**(10/29) at Buf.:** Connected on two PATs...**(11/5) at Mia.:** Tallied his third 50-plus-yard FG of the year, a 53-yarder at the end of the first half to go along with a 35-yard FG earlier in the half...Added three PATs and three touchbacks...**(11/19) vs. NE:** Tallied two kickoffs...**(11/26) vs. Den.:** Tallied three touchbacks and three PATs...**(12/3) vs. NYG:** Connected on one FG, a 39-yarder, three PATs and three touchbacks...**(12/10) at KC:** Converted one PAT and posted one touchback.

## GIORGIO TAVECCHIO'S CAREER STATISTICS

Year	Team	GP	FIELD GOALS					PAT				
			FG	FGA	Pct.	Lg.	Blk.	XP	XPA	Pct.	Blk.	Points
2017	Oakland	15	15	20	75.0	53	1	32	33	97.0	0	77
<b>Totals</b>		<b>15</b>	<b>15</b>	<b>20</b>	<b>75.0</b>	<b>53</b>	<b>1</b>	<b>32</b>	<b>33</b>	<b>97.0</b>	<b>0</b>	<b>77</b>

## GIORGIO TAVECCHIO CAREER FIELD GOALS

Year	Team	1-19	Pct.	20-29	Pct.	30-39	Pct.	40-49	Pct.	50+	Pct.
2017	Oakland	0/0	-	5/5	100.0	5/7	71.4	2/4	50.0	3/4	75.0
<b>Totals</b>		<b>0/0</b>	<b>-</b>	<b>5/5</b>	<b>100.0</b>	<b>5/7</b>	<b>71.4</b>	<b>2/4</b>	<b>50.0</b>	<b>3/4</b>	<b>75.0</b>





# UPDATED BIOS - OFFENSE

74



**VADAL  
ALEXANDER**

**POSITION:** GUARD/TACKLE  
**COLLEGE:** LSU  
**HEIGHT:** 6-5 | **WEIGHT:** 325  
**ACQUIRED:** D7-'16  
**NFL EXP.:** 2 | **RAIDERS EXP.:** 2  
**HOMETOWN:** BUFORD, GA.  
**BORN:** 03/23/94

**2017: (9/10) at Ten.:** Saw limited action on offense and special teams in the season opener...**(9/17) vs. NYJ:** Appeared exclusively on special teams in the win...**(9/24) at Was.:** Saw limited action, exclusively on special teams...**(10/1) at Den.:** Appeared exclusively on special teams in a limited role...**(10/8) vs. Bal.:** Saw limited action, primarily on special teams...**(10/15) vs. LAC:** Appeared on offense and special teams...**(10/19) vs. KC:** Started at right tackle in place of T Marshall Newhouse...Helped the offense record over 500 yards of offense (505) for the third time since Week 9 of the 2013 season...Paved the way for 32 first downs, tied for the fourth most in franchise history...Helped keep QB Derek Carr upright for the second time this season as he recorded a season-high 417 yards with three TDs...**(10/29) at Buf.:** Saw limited action of offense and special teams...**(11/5) at Mia.:** Appeared on offense and special teams in the win...**(11/19) vs. NE:** Started at right tackle in place of Newhouse...Part of an offensive line that surrendered just one sack, marking the sixth game this season the Raiders have allowed one or fewer sacks...**(11/26) vs. Den.:** Saw limited action on offense and special teams...**(12/3) vs. NYG:** Appeared on both offense and special teams in the win...**(12/10) at KC:** Saw limited time exclusively on special teams...**(12/17) vs. Dal.:** Started as an extra linemen helping the line keep Carr upright as they posted their fourth clean sheet of the season...Helped the Raiders rush for 122 yards, their eighth game with 100-plus yards on the ground...**(12/25) at Phi.:** Started as an extra linemen, but exited the game early due to injury.

## VADAL ALEXANDER'S CAREER STATISTICS

Year	Team	GP	GS
2016	Oakland	9	5
2017	Oakland	15	4
<b>Totals</b>		<b>24</b>	<b>9</b>
<b>POSTSEASON</b>			
2016	Oakland	1	0
<b>Totals</b>		<b>1</b>	<b>0</b>



# UPDATED BIOS - OFFENSE

81



## PHARAOH BROWN

**POSITION:** TIGHT END  
**COLLEGE:** OREGON  
**HEIGHT:** 6-5 | **WEIGHT:** 246  
**ACQUIRED:** FA-'17  
**NFL EXP.:** R | **RAIDERS EXP.:** R  
**HOMETOWN:** CLEVELAND, OHIO  
**BORN:** 05/04/94

2017: Signed to practice squad on Sept. 3...Signed to active roster on Dec. 23...(12/25) at Phi.: Made his NFL debut, appearing on both offense and special teams.

### PHARAOH BROWN'S CAREER STATISTICS

Year	Team	GP	GS	RECEIVING					RUSHING				TOTAL OFFENSE	
				Rec.	Yds.	Avg.	Lg.	TD	Att.	Yds.	Avg.	Lg.		TD
2017	Oakland	1	0	0	0	-	-	0	0	0	-	-	0	0
<b>Totals</b>		<b>1</b>	<b>0</b>	<b>0</b>	<b>0</b>	<b>-</b>	<b>-</b>	<b>0</b>	<b>0</b>	<b>0</b>	<b>-</b>	<b>-</b>	<b>0</b>	<b>0</b>

### PHARAOH BROWN 2017 GAME-BY-GAME

Date	Opponent	W/L	GP/GS	RECEIVING				
				Rec.	Yds.	Avg.	Lg.	TD
9/10	at Ten.	W						(PRACTICE SQUAD)
9/17	NYJ	W						(PRACTICE SQUAD)
9/24	at Was.	L						(PRACTICE SQUAD)
10/1	at Den.	L						(PRACTICE SQUAD)
10/8	Bal.	L						(PRACTICE SQUAD)
10/15	LAC	L						(PRACTICE SQUAD)
10/19	KC	W						(PRACTICE SQUAD)
10/29	at Buf.	L						(PRACTICE SQUAD)
11/5	at Mia.	W						(PRACTICE SQUAD)
11/19	NE (Mex.)	L						(PRACTICE SQUAD)
11/26	Den.	W						(PRACTICE SQUAD)
12/3	NYG	W						(PRACTICE SQUAD)
12/10	at KC	L						(PRACTICE SQUAD)
12/17	Dal.	L	1/0	0	0	-	-	0
12/25	at Phi.							
12/31	at LAC							
<b>Totals</b>			<b>1/0</b>	<b>0</b>	<b>0</b>	<b>-</b>	<b>-</b>	<b>0</b>



# UPDATED BIOS - OFFENSE

4



**DEREK  
CARR**

**POSITION:** QUARTERBACK  
**COLLEGE:** FRESNO STATE  
**HEIGHT:** 6-3 | **WEIGHT:** 215  
**ACQUIRED:** D2-'14  
**NFL EXP.:** 4 | **RAIDERS EXP.:** 4  
**HOMETOWN:** BAKERSFIELD, CALIF.  
**BORN:** 03/28/91

**2017: (9/10) at Ten.:** Completed 22-of-32 passing for 262 yards with two TDs and zero INTs for a passer rating of 114.3...Led the offense to an opening-drive score when he found WR Amari Cooper for an 8-yard TD...Capped a 7-play, 70-yard drive lasting 3:02 by connecting with WR Seth Roberts early in the fourth quarter on a 19-yard pass...Marked his 14th game with a passer rating of 100-plus, tying him for seventh-most in club history with Jay Schroeder...His passer rating also marked his highest in a season opener, besting his previous high of 98.5 against the New Orleans Saints in 2016...**(9/17) vs. NYJ:** Threw for 230 yards on 23-of-28 passing with three TDs and zero INTs, earning a passer rating of 136.6...His three TDs, all of which were to WR Michael Crabtree, marked his 13th career game with three-plus TDs, tying the second-most in NFL history through a player's first four seasons...**(9/24) at Was.:** Finished throwing for 118 yards on 19-of-31 passing with one TD...With 4:00 remaining in the third frame, found TE Jared Cook on second-and-13 from the Washington 21-yard line for their first TD connection...**(10/1) at Den.:** Recorded 143 yards on 10-of-18 passing with one TD for a passer rating of 100.0, marking his 16th career game with a passer rating of at least 100.0...Put the Raiders on the board late in the second quarter with a 64-yard pass to WR Johnny Holton, the Raiders' longest play of the season, to culminate a 5-play, 99-yard drive lasting 2:23...The 99-yard drive was the first such drive since Oct. 2, 2011...Carr exited the game in the third quarter with an injury...**(10/8) vs. Bal.:** Inactive...**(10/15) vs. LAC:** Returned to action after missing a week with a back injury...Threw for 171 yards on 21-of-30 passing with one TD and two INTs...Became just the 20th quarterback in NFL history to surpass 12,000 career passing yards through his first 52 games...**(10/19) vs. KC:** Completed 29-of-52 passes for 417 yards, second-most yards in his career, and added three TDs, earning a passer rating of 101.2...Orchestrated a 4-play, 75-yard drive lasting 2:03 that culminated in a 38-yard TD to Cooper on the first offensive drive...His opening TD marked the 90th of his career, becoming the first quarterback in NFL history to throw at least 90 TDs and less than 40 INTs in his first 53 games...Surpassed 300-plus yards for the first time this season, marking the 12th of his career and the second most in franchise history. It also is tied for 13th most in the NFL through a player's first four

seasons...On the final drive of the evening, he led the team on an 11-play, 85-yard drive lasting 2:25 that culminated with a 2-yard TD to Crabtree. The final five plays of the drive came with 23 seconds left in the contest...The game-winning TD marked his 12th fourth-quarter comeback since 2015, the most in the NFL...**(10/29) at Buf.:** Finished completing 31-of-49 passing for 313 yards with one TD and two INTs for a passer rating of 71.2...Surpassed 300-yards passing, his 13th career 300-plus yard day, marking the first time he's done so in back-to-back games since Week's 8 and 9 of the 2015 season...**(11/5) at Mia.:** Completed 21-of-30 passing for 300 yards with one TD and one INT for a passer rating of 99.3...Became the fourth quarterback in club history to surpass 13,000 career passing yards...Recorded his third consecutive game with 300-plus yards, marking the first time doing so since Weeks 8-10 of the 2015 campaign...**(11/19) vs. NE:** Completed 28-of-49 attempts for 237 yards with one TD and one INT for a passer rating of 68.2...Orchestrated a 13-play, 75-yard scoring drive in the fourth quarter, culminating in a 9-yard TD to Cooper to give the Raiders their first TD of the game...**(11/26) vs. Den.:** Recorded 253 yards on 18-of-24 passing with two TDs for a passer rating of 136.3, his second highest this season...Orchestrated an 8-play, 80-yard drive lasting 5:21 midway through the second quarter that culminated in a 9-yard TD pass to Cooper...Connected with RB Jalen Richard on a 6-yard pass to give him the 29th multi-TD performance of his career...Now has 97 career TDs, which puts him in eighth place for the most passing TDs in NFL history through a player's first four seasons...Recorded his fifth game of the season with a passer rating of 100.0 or more...**(12/3) vs. NYG:** Completed 22-of-36 passing for 287 yards with one TD and zero INTs for a passer rating of 95.5, extending his TD streak to 13 games...Orchestrated a 4-play, 68-yard drive lasting just 1:53, culminating with a 9-yard pass to Holton...**(12/10) at KC:** Finished completing 24-of-41 passes for 211 yards with one TD and two INTs...Surpassed 14,000 career passing yards, becoming just the 10th quarterback in NFL history with over 14,000 yards passing in his first four years...Led the team on a 4-play, 43-yard drive lasting just 1:42, which culminated in a 29-yard score to Cook...Completed the two-point conversion to Crabtree...**(12/17) vs. Dal.:** Threw for 171 yards, completing 21-of-38 passing with two TDs and 0 INTs for a passer rating of 84.4...Became the fourth Raider in franchise history to toss for at least 100 scores, doing so in just 60 games which is the quickest in club history...Became the fifth quarterback in NFL history to throw 100 TDs in his first four seasons...Recorded his 30th career multi-TD game, which ties him for the sixth most in NFL history through four years...Eclipsed 3,000 passing yards on the season, becoming the sixth quarterback in NFL history to pass for 3,000 yards in each of his first four seasons...He has now recorded four straight seasons with 20 TDs and 3,000 yards, which ties Rich Gannon for the most in franchise history...Totaled 47 rushing yards on four carries, including a season-best 32-yard rush to set up the Raiders' first TD of the night...**(12/25) at Phi.:** Finished the game completing 15-of-29 passes for 140 yards, adding one TD and two INTs...Led a 3-play, 74-yard TD drive lasting 1:24 in the second quarter, finding Cooper for a 63-yard score...Took sole possession for the fourth-most TD passes in NFL history through a player's first four seasons with his 102nd career TD.

## DEREK CARR'S CAREER STATISTICS

Year	Team	GP	GS	PASSING										RUSHING				
				Att.	Cmp.	Yds.	Pct.	Yds./Att.	TD	INT	Lg.	Sk./Lst.	Rtng.	Att.	Yds.	Avg.	Lg.	TD
2014	Oakland	16	16	599	348	3,270	58.1	5.5	21	12	77t	24/149	76.6	29	92	3.2	41	0
2015	Oakland	16	16	573	350	3,987	61.1	7.0	32	13	68t	31/230	91.1	33	138	4.2	24	0
2016	Oakland	15	15	560	357	3,937	63.8	7.0	28	6	75t	16/79	96.7	39	70	1.8	13	0
2017	Oakland	14	14	487	304	3,253	62.4	6.7	21	12	64t	18/89	86.0	21	65	3.1	32	0
<b>Totals</b>		<b>61</b>	<b>61</b>	<b>2,219</b>	<b>1,359</b>	<b>14,447</b>	<b>61.2</b>	<b>6.5</b>	<b>102</b>	<b>43</b>	<b>77t</b>	<b>89/547</b>	<b>87.5</b>	<b>122</b>	<b>365</b>	<b>3.0</b>	<b>41</b>	<b>0</b>

# UPDATED BIOS - OFFENSE

## DEREK CARR

### DEREK CARR 2017 GAME-BY-GAME

Date	Opp.	W/L	GP/GS	PASSING								RUSHING							
				Att.	Cmp.	Yds.	Pct.	Yds./Att.	TD	INT	Lg.	Sk./Lst.	Rtng.	Att.	Yds.	Avg.	Lg.	TD	
9/10	at Ten	W	1/1	32	22	262	68.8	8.2	2	0	25	2/12	114.3	2	2	1.0	3	0	
9/17	NYJ	W	1/1	28	23	230	82.1	8.2	3	0	39	0/0	136.6	0	0	-	-	0	
9/24	at Was.	L	1/1	31	19	118	61.3	3.8	1	2	21t	4/22	52.9	2	5	2.5	8	0	
10/1	at Den.	L	1/1	18	10	143	55.6	7.9	1	0	64t	2/12	100.0	0	0	-	-	0	
10/8	Bal.	L		(INACTIVE - BACK)															
10/15	LAC	L	1/1	30	21	171	70.0	5.7	1	2	23t	1/6	67.5	1	0	0.0	0	0	
10/19	KC	W	1/1	52	29	417	55.8	8.0	3	0	45t	0/0	101.2	1	15	15.0	15	0	
10/29	Buf.	L	1/1	49	31	313	63.3	6.4	1	2	40	0/0	71.2	0	0	-	-	0	
11/5	at Mia.	W	1/1	30	21	300	70.0	10.0	1	1	44t	1/5	99.3	4	-3	-0.8	0	0	
11/19	NE (Mex.)	L	1/1	49	28	237	57.1	4.8	1	1	26	1/2	68.2	0	0	-	-	0	
11/26	Den.	W	1/1	24	18	253	75.0	10.5	2	0	54	2/9	136.3	3	-3	-1.0	-1	0	
12/3	NYG	W	1/1	36	22	287	61.1	8.5	1	0	59	1/5	95.5	1	-1	-1.0	-1	0	
12/10	at KC	L	1/1	41	24	211	58.5	5.2	1	2	29t	3/13	60.1	0	0	-	-	0	
12/17	Dal.	L	1/1	38	21	171	55.3	4.5	2	0	28	0/0	84.4	4	47	11.8	32	0	
12/25	at Phi.	L	1/1	29	15	140	51.7	4.8	1	2	63t	1/3	48.1	3	3	1.0	3	0	
12/31	at LAC																		
<b>Totals</b>			<b>14/14</b>	<b>487</b>	<b>304</b>	<b>3,253</b>	<b>62.4</b>	<b>6.7</b>	<b>21</b>	<b>12</b>	<b>64t</b>	<b>18/89</b>	<b>86.0</b>	<b>21</b>	<b>65</b>	<b>3.1</b>	<b>32</b>	<b>0</b>	



# UPDATED BIOS - OFFENSE

18



**CONNOR  
COOK**

**POSITION:** QUARTERBACK  
**COLLEGE:** MICHIGAN STATE  
**HEIGHT:** 6-4 | **WEIGHT:** 215  
**ACQUIRED:** D4-'16  
**NFL EXP.:** 2 | **RAIDERS EXP.:** 2  
**HOMETOWN:** HINCKLEY, OHIO  
**BORN:** 01/29/93

2017: (9/10) at Ten.: Inactive...(9/17) vs. NYJ: Inactive...(9/24) at Was.: Inactive...(10/1) at Den.: Inactive...  
 (10/8) vs. Bal.: Active but did not play...(10/15) vs. LAC: Inactive...(10/19) vs. KC: Inactive...(10/29) at Buf.:  
 Inactive...(11/5) at Mia.: Inactive...(11/19) vs. NE: Inactive...(11/26) vs. Den.: Inactive...(12/3) vs. NYG: In-  
 active...(12/10) at KC: Inactive...(12/17) vs. Dal.: Inactive...(12/25) at Phi.: Inactive.

## CONNOR COOK'S CAREER STATISTICS

Year	Team	GP	GS	PASSING										RUSHING					
				Att.	Cmp.	Yds.	Pct.	Yds./Att.	TD	INT	Lg.	Sk./Lst.	Rtng.	Att.	Yds.	Avg.	Lg.	TD	
2016	Oakland	1	0	21	14	150	66.7	7.1	1	1	32t	2/7	83.4	0	0	-	-	0	
2017	Oakland	0	0	0	0	0	0.0	0.0	0	0	-	0/0	-	0	0	-	-	0	
<b>Totals</b>		<b>1</b>	<b>0</b>	<b>21</b>	<b>14</b>	<b>150</b>	<b>66.7</b>	<b>7.1</b>	<b>1</b>	<b>1</b>	<b>32t</b>	<b>2/7</b>	<b>83.4</b>	<b>0</b>	<b>0</b>	<b>-</b>	<b>-</b>	<b>0</b>	
<b>POSTSEASON</b>																			
2016	Oakland	1	1	45	18	161	40.0	3.6	1	3	20	3/22	30.0	0	0	-	-	0	
<b>Totals</b>		<b>1</b>	<b>1</b>	<b>45</b>	<b>18</b>	<b>161</b>	<b>40.0</b>	<b>3.6</b>	<b>1</b>	<b>3</b>	<b>20</b>	<b>3/22</b>	<b>30.0</b>	<b>0</b>	<b>0</b>	<b>-</b>	<b>-</b>	<b>0</b>	

## CONNOR COOK 2017 GAME-BY-GAME

Date	Opp.	W/L	GP/GS	PASSING										RUSHING					
				Att.	Cmp.	Yds.	Pct.	Yds./Att.	TD	INT	Lg.	Sk./Lst.	Rtng.	Att.	Yds.	Avg.	Lg.	TD	
9/10	at Ten.	W																	
9/17	NYJ	W																	
9/24	at Was.	L																	
10/1	at Den.	L																	
10/8	Bal.	L																	
10/15	LAC	L																	
10/19	KC	W																	
10/29	Buf.	L																	
11/5	at Mia.	W																	
11/19	NE (Mex.)	L																	
11/26	Den.	W																	
12/3	NYG	W																	
12/10	at KC	L																	
12/17	Dal.	L																	
12/25	Phi.	L																	
12/31	at LAC																		
<b>Totals</b>			<b>0/0</b>	<b>0</b>	<b>0</b>	<b>0</b>	<b>0</b>	<b>0</b>	<b>0/0</b>	<b>0</b>	<b>0</b>	<b>-</b>	<b>0/0</b>	<b>-</b>	<b>0</b>	<b>0</b>	<b>-</b>	<b>-</b>	<b>0</b>



# UPDATED BIOS - OFFENSE

87



**JARED  
COOK**

**POSITION:** TIGHT END  
**COLLEGE:** SOUTH CAROLINA  
**HEIGHT:** 6-5 | **WEIGHT:** 254  
**ACQUIRED:** UFA-'17 (GB)  
**NFL EXP.:** 9 | **RAIDERS EXP.:** 1  
**HOMETOWN:** SUWANEE, GA.  
**BORN:** 04/07/87

**2017: (9/10) at Ten.:** Finished the day with five catches for 56 yards (11.2 avg.) with a 22-yard long in his Raiders debut...On the opening drive, helped set up the Raiders' first score of the day with a 22-yard reception...**(9/17) vs. NYJ:** Tied for second on the team with four receptions for 25 yards (6.3 avg.) with a 10-yard long in the win...**(9/24) at Was.:** Recorded four receptions for 43 yards (10.8 avg.) with 21-yard long and one TD...Hauled in his first receiving TD as a Raider with a 21-yard catch, marking the first score of the ball game for the Raiders...Eclipsed 4,000 career receiving yards on a six yard pass from QB Derek Carr late in the game...**(10/1) at Den.:** Totaled three catches for 46 yards (15.3 avg.) with a 28-yard long...**(10/8) vs. Bal.:** Recorded 25 yards on three catches (8.3 avg.) with a 17-yard long...**(10/15) vs. LAC:** Finished with two catches for 14 yards (7.0 avg.)...**(10/19) vs. KC:** Set season highs with six receptions for 107 yards (17.8 avg.) with a 28-yard long...**(10/29) at Buf.:** Totaled four receptions for 57 yards (14.3 avg.) with a 17-yard long...**(11/5) at Mia.:** Recorded season highs with eight receptions for 126 yards (15.8 avg.)...On the opening drive of the game, hauled in three first-down receptions and totaled 59 yards which led to a Raiders' FG...Recorded 113 yards in the first half of play, the second time he's done so this season...**(11/19) vs. NE:** Finished the day with two catches for 36 yards (18.0 avg.)...Hauled in a 26-yard pass, the Raiders' longest of the game, which marked his eighth reception of at least 20 yards this season...**(11/26) vs. Den.:** Started and recorded one catch in the win...**(12/3) vs. NYG:** Caught one pass for nine yards in the win...**(12/10) at KC:** Recorded five receptions and led the team with 75 receiving yards...Recorded his 15th touchdown of 20-plus yards with a 29-yard touchdown reception in the fourth quarter...Tied for fourth-most among tight ends this season with 33 first-down receptions and ranks sixth with 621 yards...**(12/17) vs. Dal.:** Caught two passes for 17 yards with a 13-yard long...**(12/25) at Phi.:** Recorded one catch for 15 yards.

## JARED COOK'S CAREER STATISTICS

Year	Team	GP	GS	RECEIVING					Att.	RUSHING				TOTAL OFFENSE
				Rec.	Yds.	Avg.	Lg.	TD		Yds.	Avg.	Lg.	TD	
2009	Tennessee	14	0	9	74	8.2	17	0	0	0	-	-	0	74
2010	Tennessee	16	1	29	361	12.4	36	1	0	0	-	-	0	361
2011	Tennessee	16	5	49	759	15.5	80t	3	0	0	-	-	0	759
2012	Tennessee	13	5	44	523	11.9	61t	4	0	0	-	-	0	523
2013	St. Louis	16	13	51	671	13.2	47	5	0	0	-	-	0	671
2014	St. Louis	16	6	52	634	12.2	59t	3	1	0	0.0	0	0	634
2015	St. Louis	16	12	39	481	12.3	49	0	0	0	-	-	0	481
2016	Green Bay	10	5	30	377	12.6	47	1	0	0	-	-	0	377
2017	Oakland	15	15	51	652	12.8	35	2	0	0	-	-	0	652
<b>Totals</b>		<b>132</b>	<b>62</b>	<b>354</b>	<b>4,532</b>	<b>12.8</b>	<b>80t</b>	<b>19</b>	<b>1</b>	<b>0</b>	<b>0</b>	<b>0</b>	<b>0</b>	<b>4,532</b>
<b>POSTSEASON</b>														
2016	Green Bay	3	3	18	229	12.7	35	2	0	0	-	-	0	229
<b>Totals</b>		<b>3</b>	<b>3</b>	<b>18</b>	<b>229</b>	<b>12.7</b>	<b>35</b>	<b>2</b>	<b>0</b>	<b>0</b>	<b>-</b>	<b>-</b>	<b>0</b>	<b>229</b>


## JARED COOK 2017 GAME-BY-GAME

Date	Opponent	W/L	GP/GS	RECEIVING					TD
				Rec.	Yds.	Avg.	Lg.	TD	
9/10	at Ten.	W	1/1	5	56	11.2	22	0	
9/17	NYJ	W	1/1	4	25	6.3	10	0	
9/24	at Was.	L	1/1	4	43	10.8	21t	1	
10/1	at Den.	L	1/1	3	46	15.3	28	0	
10/8	Bal.	L	1/1	3	25	8.3	17	0	
10/15	LAC	L	1/1	2	14	7.0	7	0	
10/19	KC	W	1/1	6	107	17.8	28	0	
10/29	at Buf.	L	1/1	4	57	14.3	17	0	
11/5	at Mia.	W	1/1	8	126	15.8	35	0	
11/19	NE (Mex.)	L	1/1	2	36	18.0	26	0	
11/26	Den.	W	1/1	1	2	2.0	2	0	
12/3	NYG	W	1/1	1	9	9.0	9	0	
12/10	at KC	L	1/1	5	75	15.0	29t	1	
12/17	Dal.	L	1/1	2	17	8.5	13	0	
12/25	at Phi.	L	1/1	1	15	15.0	15	0	
12/31	at LAC								
<b>Totals</b>			<b>15/15</b>	<b>51</b>	<b>652</b>	<b>12.8</b>	<b>35</b>	<b>2</b>	



# UPDATED BIOS - OFFENSE

89



**AMARI  
COOPER**

**POSITION:** WIDE RECEIVER  
**COLLEGE:** ALABAMA  
**HEIGHT:** 6-1 | **WEIGHT:** 210  
**ACQUIRED:** D1-'15  
**NFL EXP.:** 3 | **RAIDERS EXP.:** 3  
**HOMETOWN:** MIAMI, FLA.  
**BORN:** 06/17/94

**2017: (9/10) at Ten.:** Finished with five receptions for 62 yards (12.4 avg.) with a 23-yard long and one TD... On the opening possession, hauled in two passes for 14 yards and one TD, culminating a 4-play, 50-yard drive lasting 2:11 for the Raiders first score of the season...With a 23-yard reception in the fourth quarter, he now ranks 20th in franchise history with 2,285 receiving yards...**(9/17) vs. NYJ:** Recorded four receptions for 33 yards (8.3 avg.) with a 16-yard long in the win...**(9/24) at Was.:** Caught one pass for six yards...**(10/1) at Den.:** Totaled two receptions for nine yards (4.5 avg.)...**(10/8) vs. Bal.:** Caught one pass for eight yards...**(10/15) vs. LAC:** Recorded five receptions for 28 yards (5.6 avg.) with an 8-yard long...**(10/19) vs. KC:** Totaled two TDs on 11 receptions for 210 yards (19.1 avg.), the second-most receiving yards in a game in club history...On the Raiders first offensive series, grabbed a 38-yard TD pass...Hauled in his second TD of the game, a 45-yard pass from Carr with 49 seconds left in the first quarter...His second 30-plus-yard TD of the night made him the first player in the league this season with two such TDs in a single game...Eclipsed the 100-yard mark for the first time in 2017 with a 14-yard pass at the beginning of the second quarter...The contest marked the second multi-TD performance of his career...Added 54 yards on the game's final drive to help lead the Raiders to their first fourth-quarter comeback of the 2017 campaign...**(10/29) at Buf.:** Caught five passes for 48 yards (9.6 avg.) with an 18-yard long, marking the third consecutive game he recorded at least five receptions...Added one carry for four yards...**(11/5) at Mia.:** Recorded 58 yards on four receptions (14.5 avg.) with a 26-yard long...**(11/19) vs. NE:** Finished the day with three receptions for 28 yards (9.3 avg.) with one TD...Recorded the Raiders only TD of the day on a 9-yard reception with 11:50 left in the game...**(11/26) vs. Den.:** Hauled in a 9-yard TD reception from Carr in the second quarter...Marked the first time in his career he recorded a TD in back-to-back weeks...Exited the game with a concussion in the second quarter and did not return...**(12/3) vs. NYG:** Inactive...**(12/10) at KC:** Started and exited early with an injury...**(12/17) vs. Dal.:** Inactive...**(12/25) at Phi.:** Hauled in three catches for 66 yards with a 63-yard long for a TD in his return from an ankle injury...His TD marked his eighth score of at least 30 yards since 2016, tied for the second most such scores in the league during that time span.

## AMARI COOPER'S CAREER STATISTICS

Year	Team	GP	GS	RECEIVING					TD	Att.	RUSHING			TOTAL	
				Rec.	Yds.	Avg.	Lg.	Yds.			Avg.	Lg.	TD	OFFENSE	
2015	Oakland	16	15	72	1,070	14.9	68t	6	3	-3	-1.0	2	0	1,067	
2016	Oakland	16	14	83	1,153	13.9	64t	5	1	0	0.0	0	0	1,153	
2017	Oakland	13	12	45	565	12.6	63t	6	1	4	4.0	4	0	569	
<b>Totals</b>		<b>45</b>	<b>41</b>	<b>200</b>	<b>2,788</b>	<b>13.9</b>	<b>68t</b>	<b>17</b>	<b>5</b>	<b>1</b>	<b>0.2</b>	<b>4</b>	<b>0</b>	<b>2,789</b>	
<b>POSTSEASON</b>															
2016	Oakland	1	1	2	10	5.0	9	0	1	0	0.0	0	0	10	
<b>Totals</b>		<b>1</b>	<b>1</b>	<b>2</b>	<b>10</b>	<b>5.0</b>	<b>9</b>	<b>0</b>	<b>1</b>	<b>0</b>	<b>0.0</b>	<b>0</b>	<b>0</b>	<b>10</b>	


## AMARI COOPER 2017 GAME-BY-GAME

Date	Opponent	W/L	GP/GS	RECEIVING					TD	Att.	RUSHING			TOTAL	
				Rec.	Yds.	Avg.	Lg.	Yds.			Avg.	Lg.	TD	OFFENSE	
9/10	at Ten.	W	1/1	5	62	12.4	23	1	0	0	-	-	0	62	
9/17	NYJ	W	1/1	4	33	8.3	16	0	0	0	-	-	0	33	
9/24	at Was.	L	1/1	1	6	6.0	6	0	0	0	-	-	0	6	
10/1	at Den.	L	1/1	2	9	4.5	8	0	0	0	-	-	0	9	
10/8	Bal.	L	1/1	1	8	8.0	8	0	0	0	-	-	0	8	
10/15	LAC	L	1/1	5	28	5.6	8	0	0	0	-	-	0	28	
10/19	KC	W	1/1	11	210	19.1	45t	2	0	0	-	-	0	210	
10/29	at Buf.	L	1/1	5	48	9.6	18	0	1	4	4.0	4	0	52	
11/5	at Mia.	W	1/1	4	58	14.5	26	0	0	0	-	-	0	58	
11/19	NE (Mex.)	L	1/1	3	28	9.3	13	1	0	0	-	-	0	28	
11/26	Den.	W	1/1	1	9	9.0	9	1	0	0	-	-	0	9	
12/3	NYG	W		(INACTIVE - CONCUSSION/ANKLE)											
12/10	at KC	L	1/1	0	0	-	-	0	0	0	-	-	0	0	
12/17	Dal.	L		(INACTIVE - ANKLE)											
12/25	at Phi.	L	1/0	3	66	22.0	63t	1	0	0	-	-	0	66	
12/31	at LAC														
<b>Totals</b>			<b>13/12</b>	<b>45</b>	<b>565</b>	<b>12.6</b>	<b>63t</b>	<b>6</b>	<b>1</b>	<b>4</b>	<b>4.0</b>	<b>4</b>	<b>0</b>	<b>569</b>	



# UPDATED BIOS - OFFENSE

15



**MICHAEL CRABTREE**

**POSITION:** WIDE RECEIVER  
**COLLEGE:** TEXAS TECH  
**HEIGHT:** 6-1 | **WEIGHT:** 215  
**ACQUIRED:** UFA-'15 (SF)  
**NFL EXP.:** 9 | **RAIDERS EXP.:** 3  
**HOMETOWN:** DALLAS, TEXAS  
**BORN:** 09/14/87

**2017: (9/10) at Ten.:** Led all receivers with 65 yards in the first half of play and finished with a game-high 83 yards on six catches (13.8 avg.) with a 25-yard long...**(9/17) vs. NYJ:** Scored three times for the second time in his career and ended the day as the game's leading receiver with 80 yards on six receptions (13.3 avg.)...Helped put the Raiders on the board, capping an 11-play, 81-yard drive with a 2-yard TD reception... Found the end zone early in the second quarter with a 26-yard TD reception from QB Derek Carr...Hauled in his third TD reception of the game, a 1-yard pass from Carr, following a strip sack by S Karl Joseph in the fourth quarter...Has recorded 20 TDs as a Raider, which ties for fourth most in the NFL since joining the team in 2015...His three receiving TDs rank first in the NFL, while his 163 receiving yards are tied for fifth...**(9/24) at Was.:** Caught one pass for seven yards...Exited the game in the fourth quarter with a chest injury...**(10/1) at Den.:** Inactive...**(10/8) vs. Bal.:** After missing Week 4 with a chest injury, Crabtree returned to the field and finished as the team's leading receiver in both receptions (six) and yards (82), adding one TD reception...Hauled in his longest reception of the season, a 41-yard TD pass from QB EJ Manuel...The score was his 25th career receiving touchdown of at least 20 yards...**(10/15) vs. LAC:** Led the team with six receptions and 52 receiving yards while adding one TD...Put the Raiders on the board late in the first quarter with a 23-yard TD reception, his third TD of at least 20 yards this season...**(10/19) vs. KC:** Finished with three receptions for 24 yards (8.0 avg.) with one TD, the game winning score...His sixth receiving TD of the season is tied for the most in the NFL and his 23 since joining the team in 2015 rank third in the NFL...**(10/29) at Buf.:** Recorded five receptions for a game-high 83 yards (16.6 avg.) with a 40-yard long... The 40-yard catch was the longest passing play of the game...**(11/5) at Mia.:** Finished the night with three receptions for 40 yards (13.3 avg.) with a 16-yard long...**(11/19) vs. NE:** Led the team with six receptions for 51 yards (8.5 avg.) with a 15-yard long...Caught a two-point conversion pass from Carr...**(11/26) vs. Den.:** Left the game in the first quarter...**(12/3) vs. NYG:** Reserve/Suspended List...**(12/10) at KC:** Recorded seven receptions for 60 yards with a 13-yard long...Recorded a two-point conversion in the contest...**(12/17) vs. Dal.:** Finished with seven receptions for 39 yards (5.6 avg.) with two TDs...Put the Raiders on the board, capping off an 11-play, 90-yard drive lasting 6:57 with a 2-yard TD reception...Recorded his second score of the night with another 2-yard grab, which culminated a 10-play, 53-yard drive lasting 5:10 to tie the game in the fourth quarter...Became the first Raiders since Tim Brown to record at least eight TDs in three straight seasons...Has now record 51 career TDs and his 25 scores with the Raiders rank fifth among active players since 2015...**(12/25) at Phi.:** Started in the loss, appearing exclusively on offense.

## MICHAEL CRABTREE'S CAREER STATISTICS

Year	Team	GP	GS	RECEIVING					RUSHING				TOTAL OFFENSE	
				Rec.	Yds.	Avg.	Lg.	TD	Att.	Yds.	Avg.	Lg.		TD
2009	San Francisco	11	11	48	625	13.0	50	2	0	0	-	-	0	625
2010	San Francisco	16	15	55	741	13.5	60t	6	0	0	-	-	0	741
2011	San Francisco	15	14	72	874	12.1	52t	4	1	6	6.0	6	0	880
2012	San Francisco	16	16	85	1,105	13.0	49t	9	1	8	8.0	8	0	1,113
2013	San Francisco	5	5	19	284	14.9	60	1	0	0	-	-	0	284
2014	San Francisco	16	16	68	698	10.3	51	4	1	4	4.0	4	0	702
2015	Oakland	16	15	85	922	10.8	38t	9	0	0	-	-	0	922
2016	Oakland	16	16	89	1,003	11.3	56	8	0	0	-	-	0	1,003
2017	Oakland	13	13	56	601	10.7	41t	8	0	0	-	-	0	601
<b>Totals</b>		<b>124</b>	<b>121</b>	<b>577</b>	<b>6,853</b>	<b>11.9</b>	<b>60t</b>	<b>51</b>	<b>3</b>	<b>18</b>	<b>6.0</b>	<b>8</b>	<b>0</b>	<b>6,871</b>
<b>POSTSEASON</b>														
2011	San Francisco	2	2	5	28	5.6	9	1	0	0	-	-	0	28
2012	San Francisco	3	3	20	285	14.3	33	3	0	0	-	-	0	285
2013	San Francisco	3	2	15	203	13.5	31	0	0	0	-	-	0	203
2016	Oakland	1	1	2	33	16.5	19	0	0	0	-	-	0	33
<b>Totals</b>		<b>9</b>	<b>8</b>	<b>42</b>	<b>549</b>	<b>13.1</b>	<b>33</b>	<b>4</b>	<b>0</b>	<b>0</b>	<b>-</b>	<b>-</b>	<b>0</b>	<b>549</b>



# UPDATED BIOS - OFFENSE

## MICHAEL CRABTREE


### MICHAEL CRABTREE 2017 GAME-BY-GAME

Date	Opponent	W/L	GP/GS	RECEIVING					RUSHING				TOTAL OFFENSE	
				Rec.	Yds.	Avg.	Lg.	TD	Att.	Yds.	Avg.	Lg.		TD
9/10	at Ten.	W	1/1	6	83	13.8	25	0	0	0	-	-	0	83
9/17	NYJ	W	1/1	6	80	13.3	26	3	0	0	-	-	0	80
9/24	at Was.	L	1/1	1	7	7.0	7	0	0	0	-	-	0	7
10/1	at Den.	L		(INACTIVE - CHEST)										
10/8	Bal.	L	1/1	6	82	13.7	41t	1	0	0	-	-	0	82
10/15	LAC	L	1/1	6	52	8.7	23t	1	0	0	-	-	0	52
10/19	KC	W	1/1	3	24	8.0	17	1	0	0	-	-	0	24
10/29	at Buf.	L	1/1	5	83	16.6	40	0	0	0	-	-	0	83
11/5	at Mia.	W	1/1	3	40	13.3	16	0	0	0	-	-	0	40
11/19	NE (Mex.)	L	1/1	6	51	8.5	15	0	0	0	-	-	0	51
11/26	Den.	W	1/1	0	0	-	-	0	0	0	-	-	0	0
12/3	NYG	W		(RESERVE/SUSPENDED LIST)										
12/10	at KC	L	1/1	7	60	8.6	13	0	0	0	-	-	0	60
12/17	Dal.	L	1/1	7	39	5.6	14	2	0	0	-	-	0	39
12/25	at Phi.	L	1/1	0	0	-	-	0	0	0	-	-	0	0
12/31	at LAC													
<b>Totals</b>			<b>13/13</b>	<b>56</b>	<b>601</b>	<b>10.7</b>	<b>41t</b>	<b>8</b>	<b>0</b>	<b>0</b>	<b>-</b>	<b>-</b>	<b>0</b>	<b>601</b>



# UPDATED BIOS - OFFENSE

16



**JOHNNY  
HOLTON**

**POSITION:** WIDE RECEIVER  
**COLLEGE:** CINCINNATI  
**HEIGHT:** 6-1 | **WEIGHT:** 190  
**ACQUIRED:** FA-'16  
**NFL EXP.:** 2 | **RAIDERS EXP.:** 2  
**HOMETOWN:** MIAMI, FLA.  
**BORN:** 08/22/91

**2017: (9/10) at Ten.:** Saw limited action, appearing primarily on special teams in the season opener...**(9/17) vs. NYJ:** Recovered a muffed punt at the Jets 4-yard line to set up a TD by RB Marshawn Lynch...Also appeared on offense in the win...**(9/24) at Was.:** Saw action on both offense and special teams...**(10/1) at Den.:** Recorded his first NFL TD hauling in a 64-yard pass from QB Derek Carr, marking the Raiders longest passing play of the 2017 season...**(10/8) vs. Bal.:** Saw action primarily on special teams...Also appeared on offense...**(10/15) vs. LAC:** Appeared primarily on special teams and recorded one special teams tackle...**(10/19) vs. KC:** Saw time on offense and special teams in the win...**(10/29) at Buf.:** Appeared on both offense and special teams, recording one special teams tackle...**(11/5) at Mia.:** Recorded his second reception of the season, a 44-yard TD from Carr...**(11/19) vs. NE:** Saw action on offense and special teams...**(11/26) vs. Den.:** Hauled in two receptions for 53 yards with a 47-yard long, his third reception of the year that went for at least 40 yards...**(12/3) vs. NYG:** Started his first career game, set a career high with three catches for 39 yards with a 16-yard long and one TD...Put the game out of reach in the fourth quarter with a 9-yard TD reception from Carr...**(12/10) at KC:** Recorded two receptions for 18 yards with a 10-yard long...**(12/17) vs. Dal.:** Saw action on both offense and special teams...**(12/25) at Phi.:** Appeared on both offense and special teams.

## JOHNNY HOLTON'S CAREER STATISTICS

Year	Team	GP	GS	RECEIVING					TD	Att.	RUSHING				TOTAL OFFENSE
				Rec.	Yds.	Avg.	Lg.	Yds.			Avg.	Lg.	TD		
2016	Oakland	15	0	2	34	17.0	30	0	6	43	7.2	29	0	77	
2017	Oakland	15	1	9	218	24.2	64t	3	0	0	-	-	0	218	
<b>Totals</b>		<b>30</b>	<b>1</b>	<b>11</b>	<b>252</b>	<b>22.9</b>	<b>64t</b>	<b>3</b>	<b>6</b>	<b>43</b>	<b>7.2</b>	<b>29</b>	<b>0</b>	<b>295</b>	
<b>POSTSEASON</b>															
2016	Oakland	1	0	0	0	-	-	0	0	0	-	-	0	0	
<b>Totals</b>		<b>1</b>	<b>0</b>	<b>0</b>	<b>0</b>	<b>-</b>	<b>-</b>	<b>0</b>	<b>0</b>	<b>0</b>	<b>-</b>	<b>-</b>	<b>0</b>	<b>0</b>	


## JOHNNY HOLTON 2017 GAME-BY-GAME

Date	Opponent	W/L	GP/GS	RECEIVING					TD	Att.	RUSHING				TOTAL OFFENSE
				Rec.	Yds.	Avg.	Lg.	Yds.			Avg.	Lg.	TD		
9/10	at Ten.	W	1/0	0	0	-	-	0	0	0	-	-	0	0	
9/17	NYJ	W	1/0	0	0	-	-	0	0	0	-	-	0	0	
9/24	at Was.	L	1/0	0	0	-	-	0	0	0	-	-	0	0	
10/1	at Den.	L	1/0	1	64	64.0	64t	1	0	0	-	-	0	64	
10/8	Bal.	L	1/0	0	0	-	-	0	0	0	-	-	0	0	
10/15	LAC	L	1/0	0	0	-	-	0	0	0	-	-	0	0	
10/19	KC	W	1/0	0	0	-	-	0	0	0	-	-	0	0	
10/29	at Buf.	L	1/0	0	0	-	-	0	0	0	-	-	0	0	
11/5	at Mia.	W	1/0	1	44	44.0	44t	1	0	0	-	-	0	44	
11/19	NE (Mex.)	L	1/0	0	0	-	-	0	0	0	-	-	0	0	
11/26	Den.	W	1/0	2	53	26.5	47	0	0	0	-	-	0	53	
12/3	NYG	W	1/1	3	39	13.0	16	1	0	0	-	-	0	39	
12/10	at KC	L	1/0	2	18	9.0	10	0	0	0	-	-	0	18	
12/17	Dal.	L	1/0	0	0	-	-	0	0	0	-	-	0	0	
12/25	at Phi.	L	1/0	0	0	-	-	0	0	0	-	-	0	0	
12/31	at LAC														
<b>Totals</b>			<b>15/1</b>	<b>9</b>	<b>218</b>	<b>24.2</b>	<b>64t</b>	<b>3</b>	<b>0</b>	<b>0</b>	<b>-</b>	<b>-</b>	<b>0</b>	<b>218</b>	



# UPDATED BIOS - OFFENSE

61



**RODNEY HUDSON**

**POSITION:** CENTER  
**COLLEGE:** FLORIDA STATE  
**HEIGHT:** 6-2 | **WEIGHT:** 300  
**ACQUIRED:** UFA-'15 (KC)  
**NFL EXP.:** 7 | **RAIDERS EXP.:** 3  
**HOMETOWN:** MOBILE, ALA.  
**BORN:** 07/12/89

**2017: (9/10) at Ten.:** Started at center in the season opener and helped the run game total 100-plus yards (109) in the win...**(9/17) vs. NYJ:** Started in the win and helped keep QB Derek Carr upright as the offensive line recorded its first clean sheet of the season...Paved the way for 180 rushing yards and 410 total yards of offense...Allowed the offense to score six total TDs, three of them coming on the ground and another three through the air, the first time doing so since Oct. 6, 2002...**(9/24) at Was.:** Started at center in the loss...**(10/1) at Den.:** Started at center, helping Carr record a passer rating of 100.0 which marked his 16th game with a passer rating of at least 100.0...**(10/8) vs. Bal.:** Started at center and helped the run game total 100-plus yards (108) for the third time this season...**(10/15) vs. LAC:** Helped pave the way for 109 rushing yards, the fourth 100-plus yard rushing game of the season...Part of a line that allowed just one sack...**(10/19) vs. KC:** Helped the offense record over 500 yards of offense (505) for the third time since Week 9 of the 2013 season...Paved the way for 32 first downs, tied for the fourth most in franchise history...Kept Carr upright for the second time this season as he recorded a season-high 417 yards with three TDs...**(10/29) at Buf.:** Started at center and helped the offensive line post its third clean sheet of the season...Allowed Carr to surpass 300-plus passing yards in back-to-back weeks for the second time in his career...**(11/5) at Mia.:** Started at center in the win, surrendering just one sack as Carr eclipsed 300-yards passing for the third straight game...Part of an offensive line that helped RB Marshawn Lynch record two TDs on the ground...The game marked the first time a Raiders running back scored two rushing TDs this season...**(11/19) vs. NE:** Part of an offensive line that surrendered just one sack, marking the sixth game this season the Raiders have allowed one or fewer sacks...**(11/26) vs. Den.:** Helped the Raiders rush for 104 yards, marking the sixth time this season, and second consecutive game, the team has rushed for 100-yards or more...**(12/3) vs. NYG:** Part of an offensive line that surrendered just one sack in the win while paving the way for 401 yards of total offense, marking the third game surpassing 400-plus yards this season...**(12/10) at KC:** Started at center in the loss...**(12/17) vs. Dal.:** Started on a line that keep Carr upright as they posted their fourth clean sheet of the season...Helped the Raiders rush for 122 yards, their eighth game with 100-plus yards on the ground...

**(12/25) at Phi.:** Part of a line that surrendered just one sack, marking the ninth game of the season with one or less sacks allowed...Helped the offense surpass 100-yards on the ground for the ninth time this season with 137 yards.

## RODNEY HUDSON'S CAREER STATISTICS

Year	Team	GP	GS
2011	Kansas City	16	1
2012	Kansas City	3	3
2013	Kansas City	16	15
2014	Kansas City	16	16
2015	Oakland	13	13
2016	Oakland	16	16
2017	Oakland	15	15
<b>Totals</b>		<b>95</b>	<b>79</b>
<b>POSTSEASON</b>			
2013	Kansas City	1	1
2016	Oakland	1	1
<b>Totals</b>		<b>2</b>	<b>2</b>



# UPDATED BIOS - OFFENSE

66



**GABE JACKSON**

**POSITION:** GUARD  
**COLLEGE:** MISSISSIPPI STATE  
**HEIGHT:** 6-3 | **WEIGHT:** 335  
**ACQUIRED:** D3-'14  
**NFL EXP.:** 4 | **RAIDERS EXP.:** 4  
**HOMETOWN:** LIBERTY, MISS.  
**BORN:** 07/12/91

**2017: (9/10) at Ten.:** Started at right guard in the season opener and helped the run game total 100-plus yards (109) in the win...**(9/17) vs. NYJ:** Started in the win and helped keep QB Derek Carr upright as the offensive line recorded its first clean sheet of the season...Paved the way for 180 rushing yards and 410 total yards of offense...Allowed the offense to score six total TDs, three of them coming on the ground and another three through the air, the first time doing so since Oct. 6, 2002...**(9/24) at Was.:** Started at right guard in the loss...**(10/1) at Den.:** Started at right guard, helping Carr record a passer rating of 100.0 which marked his 16th game with a passer rating of at least 100.0...**(10/8) vs. Bal.:** Inactive...**(10/15) vs. LAC:** Helped pave the way for 109 rushing yards, the fourth 100-plus yard rushing game of the season...Part of a line that allowed just one sack...**(10/19) vs. KC:** Helped the offense record over 500 yards of offense (505) for the third time since Week 9 of the 2013 season...Paved the way for 32 first downs, tied for the fourth most in franchise history...Kept Carr upright for the second time this season as he recorded a season-high 417 yards with three TDs...**(10/29) at Buf.:** Started at right guard and helped the offensive line post its third clean sheet of the season...Allowed Carr to surpass 300-plus passing yards in back-to-back weeks for the second time in his career...**(11/5) at Mia.:** Started at right guard in the win, surrendering just one sack as Carr eclipsed 300-yards passing for the third straight game...Part of an offensive line that helped RB Marshawn Lynch record two TDs on the ground...The game marked the first time a Raiders running back scored two rushing TDs this season...**(11/19) vs. NE:** Part of an offensive line that surrendered just one sack, marking the sixth game this season the Raiders have allowed one or fewer sacks...**(11/26) vs. Den.:** Started at right guard in the win...**(12/3) vs. NYG:** Part of an offensive line that surrendered just one sack in the win while paving the way for 401 yards of total offense, marking the third game surpassing 400-plus yards this season...**(12/10) at KC:** Started at right guard in the loss...**(12/17) vs. Dal.:** Started on a line that keep Carr upright as they posted their fourth clean sheet of the season...Helped the Raiders rush for 122 yards, their eighth game with 100-plus yards on the ground...**(12/25) at Phi.:** Part of a line that surrendered just one sack, marking the ninth game of the season with one or less sacks allowed...Helped the offense surpass

100-yards on the ground for the ninth time this season with 137 yards.


## GABE JACKSON'S CAREER STATISTICS

Year	Team	GP	GS
2014	Oakland	13	12
2015	Oakland	16	16
2016	Oakland	16	16
2017	Oakland	14	14
<b>Totals</b>		<b>59</b>	<b>58</b>
<b>POSTSEASON</b>			
2016	Oakland	1	1
<b>Totals</b>		<b>1</b>	<b>1</b>



# UPDATED BIOS - OFFENSE

24



**MARSHAWN  
LYNCH**

**POSITION:** RUNNING BACK  
**COLLEGE:** CALIFORNIA  
**HEIGHT:** 5-11 | **WEIGHT:** 215  
**ACQUIRED:** TR-'17 (SEA.)  
**NFL EXP.:** 10 | **RAIDERS EXP.:** 1  
**HOMETOWN:** OAKLAND, CALIF.  
**BORN:** 04/22/86

**2017: (9/10) at Ten.:** Recorded a game-high 76 rushing yards in his first game out of retirement on 18 carries (4.2 avg.) with a 14-yard long...Added a 16-yard reception from QB Derek Carr in the win...**(9/17) vs. NYJ:** Recorded a game-high 12 carries for 45 yards (3.8 avg.) with one TD on the day, his first score as a Raider...His 2-yard TD run marked the 75th of his career, moving him into a tie for 23rd most in NFL history with Clinton Portis...**(9/24) at Was.:** Led the team with six carries for 18 yards (2.0 avg.) with a 5-yard long...Added one reception for eight yards...**(10/1) at Den.:** Carried the ball nine times for 12 yards...**(10/8) vs. Bal.:** Totaled 12 carries for 43 yards (3.6 avg.), one TD with a 9-yard long...The 3-yard rushing score was the 76th of his career, tied for 22nd-most all-time in NFL history...**(10/15) vs. LAC:** Rushed 13 times for 63 yards (4.8 avg.) with a 15-yard long...Totaled 49 yards in the first half, the most in the first two quarters of play by the running back since Week 11 of 2014 (68)...**(10/19) vs. KC:** Rushed two times for nine yards (4.5 avg.)...**(10/29) at Buf.:** Reserve/Suspension List...**(11/5) at Mia.:** Finished with 14 carries for 57 yards (4.1 avg.) and two TDs, adding six yards receiving on two receptions (3.0 avg.)...Totaled 39 yards on the ground during the Raiders second-half opening series and capped the 6-play, 67-yard drive with a 22-yard run for a TD...Recorded a 3-yard score, marking the first time he's recorded two rushing touchdowns in a game since Dec. 21, 2014 against the Cardinals...The game was the 13th multi-rushing touchdown game of his career...**(11/19) vs. NE:** Finished the day with 11 carries for 67 yards (6.1 avg.) with a 25-yard long, marking a season high...Added one catch for 10 yards...**(11/26) vs. Den.:** Set a season high with 26 carries for 67 yards (2.6 avg.) with one TD...Added a season-high three receptions for 44 yards (14.7 avg.)...Extended the Raiders' lead with a 1-yard TD run in the second quarter...**(12/3) vs. NYG:** Totaled 101 yards on the ground on 17 carries (5.9 avg.) with a 51-yard and one TD...Added two receptions for 20 yards (10.0 avg.)...Recorded a season-high 51-yard run on the Raiders opening drive, which culminated a 3-play, 60-yard drive lasting 1:31, accounting for all 60 yards on the drive...His 51-yard TD run marked his fourth rushing score of 50-or-more yards and his longest since Dec. 21, 2014...**(12/10) at KC:** Recorded 61 yards on the ground on seven carries for a season-high 8.7 avg., with a 27-yard long...Put the Raiders on the board with a 22-yard run that capped a 6-play, 67-yard drive lasting 2:28...Has scored a TD in three consecutive games, the most since Weeks 15-17 of the 2014 season...**(12/17) vs. Dal.:** Totaled a team-high 16 rushes for 76 yards (4.8 avg.)...**(12/25) at Phi.:** Recorded a game-high 95 yards on 25 carries with a 16-yard long.

## MARSHAWN LYNCH'S CAREER STATISTICS

Year	Team	RUSHING							RECEIVING				TOTAL OFFENSE	
		GP	GS	Att.	Yds.	Avg.	Lg.	TD	Rec.	Yds.	Avg.	Lg.		TD
2007	Buffalo	13	13	280	1,115	4.0	56t	7	18	184	10.2	30	0	1,299
2008	Buffalo	15	15	250	1,036	4.1	50	8	47	300	6.4	42	1	1,336
2009	Buffalo	13	6	120	450	3.8	47	2	28	179	6.4	35	0	629
2010	Buf./Sea.	16	14	202	737	3.6	39	6	22	145	6.6	22	0	882
2011	Seattle	15	15	285	1,204	4.2	47	12	28	212	7.6	26	1	1,416
2012	Seattle	16	15	315	1,590	5.0	77t	11	23	196	8.5	27	1	1,786
2013	Seattle	16	16	301	1,257	4.2	43	12	36	316	8.8	55	2	1,573
2014	Seattle	16	14	280	1,306	4.7	79t	13	37	367	9.9	39	4	1,673
2015	Seattle	7	6	111	417	3.8	24	3	13	80	6.2	19	0	497
2017	Oakland	14	14	188	790	4.2	51t	7	18	133	7.4	26	0	923
<b>Totals</b>		<b>141</b>	<b>128</b>	<b>2,332</b>	<b>9,902</b>	<b>4.2</b>	<b>79t</b>	<b>81</b>	<b>270</b>	<b>2,112</b>	<b>7.8</b>	<b>55</b>	<b>9</b>	<b>12,014</b>
<b>POSTSEASON</b>														
2010	Seattle	2	0	23	133	5.8	67t	1	0	0	-	-	0	133
2012	Seattle	2	2	36	178	4.9	27t	2	4	46	11.5	24	0	224
2013	Seattle	3	3	65	288	4.4	40t	4	1	3	3.0	3	0	291
2014	Seattle	3	3	63	318	5.0	25t	2	5	63	12.6	31	0	381
2015	Seattle	1	1	6	20	3.3	9	0	2	15	7.5	11	0	35
<b>Totals</b>		<b>11</b>	<b>9</b>	<b>193</b>	<b>937</b>	<b>4.9</b>	<b>67t</b>	<b>9</b>	<b>12</b>	<b>127</b>	<b>10.6</b>	<b>31</b>	<b>0</b>	<b>1,064</b>

# UPDATED BIOS - OFFENSE

## MARSHAWN LYNCH


### MARSHAWN LYNCH 2017 GAME-BY-GAME

Date	Opponent	W/L	GP/GS	RUSHING					RECEIVING				TOTAL OFFENSE	
				Att.	Yds.	Avg.	Lg.	TD	Rec.	Yds.	Avg.	Lg.		TD
9/10	at Ten.	W	1/1	18	76	4.2	14	0	1	16	16.0	16	0	92
9/17	NYJ	W	1/1	12	45	3.8	13	1	1	4	4.0	4	0	49
9/24	at Was.	L	1/1	6	18	3.0	5	0	1	8	8.0	8	0	26
10/1	at Den.	L	1/1	9	12	1.3	4	0	0	0	-	-	0	12
10/8	Bal.	L	1/1	12	43	3.6	9	1	1	10	10.0	10	0	53
10/15	LAC	L	1/1	13	63	4.8	15	0	0	0	-	-	0	63
10/19	KC	W	1/1	2	9	4.5	6	0	0	0	-	-	0	9
10/29	at Buf.	L		(RESERVE/SUSPENDED LIST)										
11/5	at Mia.	W	1/1	14	57	4.1	22t	2	2	6	3.0	5	0	63
11/19	NE (Mex.)	L	1/1	11	67	6.1	25	0	1	10	10.0	10	0	77
11/26	Den.	W	1/1	26	67	2.6	7	1	3	43	14.3	25	0	110
12/3	NYG	W	1/1	17	101	5.9	51t	1	2	20	10.0	21	0	121
12/10	at KC	L	1/1	7	61	8.7	27	1	1	3	3.0	3	0	64
12/17	Dal.	L	1/1	16	76	4.8	19	0	3	16	5.3	8	0	92
12/25	at Phi.	L	1/1	25	95	3.8	16	0	2	-3	-1.5	0	0	92
12/31	at LAC													
<b>Totals</b>			<b>14/14</b>	<b>188</b>	<b>790</b>	<b>4.2</b>	<b>51t</b>	<b>7</b>	<b>18</b>	<b>133</b>	<b>7.4</b>	<b>26</b>	<b>0</b>	<b>924</b>



# UPDATED BIOS - OFFENSE

3



EJ

MANUEL

**POSITION:** QUARTERBACK  
**COLLEGE:** FLORIDA STATE  
**HEIGHT:** 6-4 | **WEIGHT:** 237  
**ACQUIRED:** UFA-'17 (BUF.)  
**NFL EXP.:** 5 | **RAIDERS EXP.:** 1  
**HOMETOWN:** VIRGINIA BEACH, VA.  
**BORN:** 03/19/90

**2017: (9/10) at Ten.:** Active but did not play...**(9/17) vs. NYJ:** Active but did not play...**(9/24) at Was.:** Active but did not play...**(10/1) at Den.:** Entered the game with 4:18 left in the third quarter after QB Derek Carr suffered a back injury...Led the team down the field on a 9-play, 73-yard scoring drive culminating in a 38-yard FG by K Giorgio Tavecchio in his first, full offensive series...Finished the day with completing 11-of-17 attempts for 106 yards...**(10/8) vs. Bal.:** Started his first game for the Silver and Black, completing 13-of-26 passing for 159 yards and one TD, earning a passer rating of 82.1...Helped put the Raiders on the board in their second offensive series by orchestrating a 12-play, 61-yard drive lasting 6:03, culminating with a 32-yard FG by Tavecchio...Completed a 41-yard pass to WR Michael Crabtree for his first TD pass as a Raider...Ended the first half of play with a passer rating of 133.8, good for the second-best first-half passer rating of his career...Picked up a key first down in the Ravens red zone to extend the drive late in the third quarter. His 10-yard run set up the Raiders' second TD of the game, a 3-yard score by RB Marshawn Lynch...**(10/15) vs. LAC:** Active but did not play...**(10/19) vs. KC:** Active but did not play...**(10/29) at Buf.:** Active but did not play...**(11/5) at Mia.:** Active but did not play...**(11/19) vs. NE:** Active but did not play...**(11/26) vs. Den.:** Active but did not play...**(12/3) vs. NYG:** Active but did not play...**(12/10) at KC:** Active but did not play...**(12/17) vs. Dal.:** Active but did not play...**(12/25) at Phi.:** Active but did not play.

## EJ MANUEL'S CAREER STATISTICS

Year	Team	GP	GS	PASSING										RUSHING				
				Att.	Cmp.	Yds.	Pct.	Yds./Att.	TD	INT	Lg.	Sk./Lst.	Rtng.	Att.	Yds.	Avg.	Lg.	TD
2013	Buffalo	10	10	306	180	1,972	58.8	6.4	11	9	45	28/159	77.7	53	186	3.5	19	2
2014	Buffalo	5	4	131	76	838	58.0	6.4	5	3	80t	6/44	80.3	16	52	3.3	8	1
2015	Buffalo	7	2	84	52	561	61.9	6.7	3	3	58t	6/45	78.5	17	64	3.8	16	1
2016	Buffalo	6	1	26	11	131	42.3	5.0	0	0	35	3/20	58.3	8	22	2.8	8	0
2017	Oakland	2	1	43	24	265	55.8	6.2	1	1	41t	4/29	72.3	2	15	7.5	10	0
<b>Totals</b>		<b>30</b>	<b>18</b>	<b>590</b>	<b>343</b>	<b>3,767</b>	<b>58.1</b>	<b>6.4</b>	<b>20</b>	<b>16</b>	<b>80t</b>	<b>47/297</b>	<b>77.1</b>	<b>96</b>	<b>339</b>	<b>3.5</b>	<b>19</b>	<b>4</b>

## EJ MANUEL 2017 GAME-BY-GAME

Date	Opp.	W/L	GP/GS	PASSING										RUSHING					
				Att.	Cmp.	Yds.	Pct.	Yds./Att.	TD	INT	Lg.	Sk./Lst.	Rtng.	Att.	Yds.	Avg.	Lg.	TD	
9/10	at Ten	W																	
9/17	NYJ	W																	
9/24	at Was.	L																	
10/1	at Den.	L	1/0	17	11	106	64.7	6.2	0	1	28	1/7	57.5	0	0	-	-	0	
10/8	Bal.	L	1/1	26	13	159	50.0	6.1	1	0	41t	3/22	82.1	2	15	7.5	10	0	
10/15	LAC	L																	
10/19	KC	W																	
10/29	Buf.	L																	
11/5	at Mia.	W																	
11/19	NE (Mex.)	L																	
11/26	Den.	W																	
12/3	NYG	W																	
12/10	at KC	L																	
12/17	Dal.	L																	
12/25	Phi.	L																	
12/31	at LAC																		
<b>Totals</b>			<b>2/1</b>	<b>43</b>	<b>24</b>	<b>265</b>	<b>55.8</b>	<b>6.2</b>	<b>1</b>	<b>1</b>	<b>41t</b>	<b>4/29</b>	<b>72.3</b>	<b>2</b>	<b>15</b>	<b>7.5</b>	<b>10</b>	<b>0</b>	



# UPDATED BIOS - OFFENSE

73



**MARSHALL  
NEWHOUSE**

**POSITION:** TACKLE  
**COLLEGE:** TCU  
**HEIGHT:** 6-4 | **WEIGHT:** 330  
**ACQUIRED:** UFA-'17 (NYG)  
**NFL EXP.:** 8 | **RAIDERS EXP.:** 1  
**HOMETOWN:** DALLAS, TEXAS  
**BORN:** 09/29/88

**2017: (9/10) at Ten.:** Started at right tackle in the season opener and helped the run game total 100-plus yards (109) in the win...**(9/17) vs. NYJ:** Started in the win and helped keep QB Derek Carr upright as the offensive line recorded its first clean sheet of the season...Paved the way for 180 rushing yards and 410 total yards of offense...Allowed the offense to score six total TDs, three of them coming on the ground and another three through the air, the first time doing so since Oct. 6, 2002...**(9/24) at Was.:** Started at right tackle in the loss...**(10/1) at Den.:** Started at right tackle, helping Carr record a passer rating of 100.0 which marked his 16th game with a passer rating of at least 100.0...**(10/8) vs. Bal.:** Started at right tackle and helped the run game total 100-plus yards (108) for the third time this season...**(10/15) vs. LAC:** Helped pave the way for 109 rushing yards, the fourth 100-plus yard rushing game of the season...Part of a line that allowed just one sack...**(10/19) vs. KC:** Inactive...**(10/29) at Buf.:** Started at right tackle and helped the offensive line post its third clean sheet of the season...Allowed Carr to surpass 300-plus passing yards in back-to-back weeks for the second time in his career...**(11/5) at Mia.:** Started at right tackle in the win, surrendering just one sack as Carr eclipsed 300-yards passing for the third straight game...Part of an offensive line that helped RB Marshawn Lynch record two TDs on the ground...The game marked the first time a Raiders running back scored two rushing TDs this season...**(11/19) vs. NE:** Inactive...**(11/26) vs. Den.:** Helped the Raiders rush for 104 yards, marking the sixth time this season, and second consecutive game, the team has rushed for 100-yards or more...**(12/3) vs. NYG:** Part of an offensive line that surrendered just one sack in the win while paving the way for 401 yards of total offense, marking the third game surpassing 400-plus yards this season...**(12/10) at KC:** Started at right tackle in the loss...**(12/17) vs. Dal.:** Started on a line that keep Carr upright as they posted their fourth clean sheet of the season...Helped the Raiders rush for 122 yards, their eighth game with 100-plus yards on the ground...**(12/25) at Phi.:** Part of a line that surrendered just one sack, marking the ninth game of the season with one or less sacks allowed...Helped the offense surpass 100-yards on the ground for the ninth time this season with 137 yards.

## MARSHALL NEWHOUSE'S CAREER STATISTICS


Year	Team	GP	GS
2011	Green Bay	16	13
2012	Green Bay	16	16
2013	Green Bay	15	2
2014	Cincinnati	15	5
2015	NY Giants	14	14
2016	NY Giants	10	6
2017	Oakland	13	13
<b>Totals</b>		<b>99</b>	<b>69</b>
POSTSEASON			
2011	Green Bay	1	0
2012	Green Bay	2	2
2013	Green Bay	1	0
2014	Cincinnati	1	0
2016	Oakland	1	1
<b>Totals</b>		<b>6</b>	<b>3</b>





# UPDATED BIOS - OFFENSE

49



**JAMIZE  
OLAWALE**

**POSITION:** FULLBACK/RUNNING BACK  
**COLLEGE:** NORTH TEXAS  
**HEIGHT:** 6-1 | **WEIGHT:** 240  
**ACQUIRED:** FA-'12  
**NFL EXP.:** 5 | **RAIDERS EXP.:** 5  
**HOMETOWN:** LONG BEACH, CALIF.  
**BORN:** 04/17/89

**2017: (9/10) at Ten.:** Inactive...(9/17) vs. NYJ: Inactive...(9/24) at Was.: Appeared on offense and played mostly on special teams in his first game back from injury...(10/1) at Den.: Rushed one time for two yards... Added two receptions for 13 yards with a 9-yard long...(10/8) vs. Bal.: Recorded two carries for 13 yards (6.5 avg.) with an 11-yard long...Also appeared on special teams...(10/15) vs. LAC: Inactive...(10/19) vs. KC: Saw action on offense in the win...(10/29) at Buf.: Recorded his first TD of the season from one yard out to culminate a 13-play, 81-yard drive lasting 5:32 on the game's opening drive...The score marked his fourth career rushing TD...(11/5) at Mia.: Inactive...(11/19) vs. NE: Recorded three carries for 16 yards (5.3 avg.) with an 11-yard long and two catches for six yards...(11/26) vs. Den.: Appeared on offense and special teams...(12/3) vs. NYG: Recorded two receptions for 14 yards with a 9-yard long and added one rush for nine yards in the win...(12/10) at KC: Saw action exclusively on special teams...(12/17) vs. Dal.: Appeared primarily on special teams...(12/25) at Phi.: Saw action on both offense and special teams.

## JAMIZE OLAWALE'S CAREER STATISTICS

Year	Team	GP	GS	RUSHING					RECEIVING				TOTAL OFFENSE	
				Att.	Yds.	Avg.	Lg.	TD	Rec.	Yds.	Avg.	Lg.		TD
2012	Dal./Oak.	3	0	0	0	-	-	0	0	0	-	-	0	0
2013	Oakland	16	1	3	6	2.0	4	0	7	63	9.0	25	0	69
2014	Oakland	16	0	2	0	0.0	0	0	5	18	3.6	7	2	18
2015	Oakland	14	3	24	110	4.6	19t	1	9	84	9.3	15	0	194
2016	Oakland	16	7	17	47	2.8	17	2	12	227	18.9	75t	1	274
2017	Oakland	11	0	9	43	4.8	11	1	4	20	5.0	9	0	63
<b>Totals</b>		<b>85</b>	<b>11</b>	<b>55</b>	<b>206</b>	<b>3.7</b>	<b>19t</b>	<b>4</b>	<b>39</b>	<b>425</b>	<b>10.9</b>	<b>75t</b>	<b>3</b>	<b>631</b>
<b>POSTSEASON</b>														
2016	Oakland	1	0	1	6	6.0	6	0	0	0	-	-	0	6
<b>Totals</b>		<b>1</b>	<b>0</b>	<b>1</b>	<b>6</b>	<b>6.0</b>	<b>6</b>	<b>0</b>	<b>0</b>	<b>0</b>	<b>-</b>	<b>-</b>	<b>0</b>	<b>6</b>


## JAMIZE OLAWALE 2017 GAME-BY-GAME

Date	Opponent	W/L	GP/GS	RUSHING					RECEIVING				TOTAL OFFENSE	
				Att.	Yds.	Avg.	Lg.	TD	Rec.	Yds.	Avg.	Lg.		TD
9/10	at Ten.	W												
9/17	NYJ	W												
9/24	at Was.	L	1/0	0	0	-	-	0	0	0	-	-	0	0
10/1	at Den.	L	1/0	1	2	2.0	2	0	2	13	6.5	9	0	15
10/8	Bal.	L	1/0	2	13	6.5	11	0	0	0	-	-	0	13
10/15	LAC	L												
10/19	KC	W	1/0	0	0	-	-	0	0	0	-	-	0	0
10/29	at Buf.	L	1/0	2	3	1.5	2	1	0	0	-	-	0	3
11/5	at Mia.	W												
11/19	NE (Mex.)	L	1/0	3	16	5.3	11	0	2	6	3.0	4	0	22
11/26	Den.	W	1/0	0	0	-	-	0	0	0	-	-	0	0
12/3	NYG	W	1/0	1	9	9.0	9	0	2	14	7.0	9	0	23
12/10	at KC	L	1/0	0	0	-	-	0	0	0	-	-	0	0
12/17	Dal.	L	1/0	0	0	-	-	0	0	0	-	-	0	0
12/25	at Phi.	L	1/0	0	0	-	-	0	0	0	-	-	0	0
12/31	at LAC													
<b>Totals</b>			<b>11/0</b>	<b>9</b>	<b>43</b>	<b>4.8</b>	<b>11</b>	<b>1</b>	<b>6</b>	<b>33</b>	<b>5.5</b>	<b>9</b>	<b>0</b>	<b>76</b>



# UPDATED BIOS - OFFENSE

70



**KELECHI  
OSEMELE**

**POSITION:** GUARD/TACKLE  
**COLLEGE:** IOWA STATE  
**HEIGHT:** 6-5 | **WEIGHT:** 330  
**ACQUIRED:** UFA-'16 (BAL.)  
**NFL EXP.:** 6 | **RAIDERS EXP.:** 2  
**HOMETOWN:** HOUSTON, TEXAS  
**BORN:** 06/24/89

**2017: (9/10) at Ten.:** Started at left guard in the season opener and helped the run game total 100-plus yards (109) in the win...**(9/17) vs. NYJ:** Started in the win and helped keep QB Derek Carr upright as the offensive line recorded its first clean sheet of the season...Paved the way for 180 rushing yards and 410 total yards of offense...Allowed the offense to score six total TDs, three of them coming on the ground and another three through the air, the first time doing so since Oct. 6, 2002...**(9/24) at Was.:** Started at left guard in the loss...**(10/1) at Den.:** Started at left guard, helping Carr record a passer rating of 100.0 which marked his 16th game with a passer rating of at least 100.0...**(10/8) vs. Bal.:** Started at left guard and helped the run game total 100-plus yards (108) for the third time this season...**(10/15) vs. LAC:** Helped pave the way for 109 rushing yards, the fourth 100-plus yard rushing game of the season...Part of a line that allowed just one sack...**(10/19) vs. KC:** Helped the offense record over 500 yards of offense (505) for the third time since Week 9 of the 2013 season...Paved the way for 32 first downs, tied for the fourth most in franchise history...Kept Carr upright for the second time this season as he recorded a season-high 417 yards with three TDs...**(10/29) at Buf.:** Started at left guard and helped the offensive line post its third clean sheet of the season...Allowed Carr to surpass 300-plus passing yards in back-to-back weeks for the second time in his career...**(11/5) at Mia.:** Started at left guard in the win, surrendering just one sack as Carr eclipsed 300-yards passing for the third straight game...Part of an offensive line that helped RB Marshawn Lynch record two TDs on the ground...The game marked the first time a Raiders running back scored two rushing TDs this season...**(11/19) vs. NE:** Part of an offensive line that surrendered just one sack, marking the sixth game this season the Raiders have allowed one or fewer sacks...**(11/26) vs. Den.:** Helped the Raiders rush for 104 yards, marking the sixth time this season, and second consecutive game, the team has rushed for 100-yards or more...**(12/3) vs. NYG:** Part of an offensive line that surrendered just one sack in the win while paving the way for 401 yards of total offense, marking the third game surpassing 400-plus yards this season...**(12/10) at KC:** Started at left guard in the loss...**(12/17) vs. Dal.:** Started on a line that keep Carr upright as they posted their fourth clean sheet of the season...Helped the Raiders rush for 122 yards, their

eighth game with 100-plus yards on the ground...**(12/25) at Phi.:** Part of a line that surrendered just one sack, marking the ninth game of the season with one or less sacks allowed...Helped the offense surpass 100-yards on the ground for the ninth time this season with 137 yards.


## KELECHI OSEMELE'S CAREER STATISTICS

Year	Team	GP	GS
2012	Baltimore	16	16
2013	Baltimore	7	7
2014	Baltimore	14	14
2015	Baltimore	14	14
2016	Oakland	15	15
2017	Oakland	15	15
<b>Totals</b>		<b>81</b>	<b>81</b>
<b>POSTSEASON</b>			
2012	Baltimore	4	4
2014	Baltimore	2	2
2016	Oakland	1	1
<b>Totals</b>		<b>7</b>	<b>7</b>



# UPDATED BIOS - OFFENSE

84



**CORDARRELLE PATTERSON**

**POSITION:** WIDE RECEIVER  
**COLLEGE:** TENNESSEE  
**HEIGHT:** 6-2 | **WEIGHT:** 220  
**ACQUIRED:** UFA-'17 (MIN.)  
**NFL EXP.:** 5 | **RAIDERS EXP.:** 1  
**HOMETOWN:** ROCK HILL, S.C.  
**BORN:** 03/17/91

**2017: (9/10) at Ten.:** Hauled in one reception for two yards, adding one rush for five yards in his Raiders debut...Added a 41-yard kick return on the game-clinching drive...**(9/17) vs. NYJ:** Recorded three rushes for 57 yards (19.0 avg.) and one TD, while adding one catch for six yards...The score marked his first rushing TD since the opening weekend of the 2014 season and his fifth overall...Also returned three kickoffs for 70 yards (23.3 avg.) with a 31-yard long in the win...**(9/24) at Was.:** Recorded one kickoff return for 27 yards...Hauled in one catch for seven yards and carried the ball twice for five yards...**(10/1) at Den.:** Led the team with six receptions for 33 yards (5.5 avg.) with a season-high 11-yard long...Added two kick returns for 70 yards (35.0 avg.)...**(10/8) vs. Bal.:** Recorded one kick return for 31 yards...**(10/15) vs. LAC:** Ended the day with three rushes for 55 yards (18.3 avg.) with a 47-yard TD...Added one reception for five yards and a kick return for 39 yards...Broke free halfway through the fourth quarter for a 47-yard TD run, his longest since recording a 67-yard rush on Sept. 7, 2014...The score marked the sixth of his career, all of which have gone for at least 30 yards...Became one of four players with six rushing TDs of at least 30 yards since entering the league in 2013...**(10/19) vs. KC:** Record one catch for nine yards and returned one kickoff for 19 yards...**(10/29) at Buf.:** Start his first game as a Raider and caught three passes for seven yards...Returned one kickoff for 43 yards, his third kickoff return of 40-yards or more this season...**(11/5) at Mia.:** Returned two kickoffs for 61 yards (30.5 avg.) with a long of 35 yards...**(11/19) vs. NE:** Caught four passes for 45 yards (11.3 avg.) with a 22-yard long...**(11/26) vs. Den.:** Led the team with 72 yards on three receptions (24.0 avg.) with a crucial 54-yard catch-and-run that came on third-and-8 with 2:24 left in the fourth quarter...**(12/3) vs. NYG:** Started for the second time this season, totaling a team-high 97 yards on four catches with a season-best 59-yard long...His 97 receiving yards are the second-most in his career and most since Week14 of his rookie season in 2013...**(12/10) at KC:** Recorded three catches for eight yards...**(12/17) vs. Dal.:** Set season highs with four kickoff returns for 103 yards (25.8 avg.), including a long of 44 yards...**(12/25) at Phi.:** Caught one pass for seven yards.

## CORDARRELLE PATTERSON'S CAREER STATISTICS

Year	Team	GP	GS	RECEIVING					TD	Att.	RUSHING		TOTAL		OFFENSE
				Rec.	Yds.	Avg.	Lg.	Yds.			Avg.	Lg.	TD		
2013	Minnesota	16	6	45	469	10.4	79t	4	12	158	13.2	50t	3	627	
2014	Minnesota	16	7	33	384	11.6	28	1	10	117	11.7	67t	1	501	
2015	Minnesota	16	1	2	10	5.0	9	0	2	15	7.5	9	0	25	
2016	Minnesota	16	8	52	453	8.7	39	2	7	43	6.1	22	0	496	
2017	Oakland	15	2	30	305	10.2	59	0	13	121	9.3	47t	2	426	
<b>Totals</b>		<b>79</b>	<b>24</b>	<b>162</b>	<b>1,621</b>	<b>10.0</b>	<b>79t</b>	<b>7</b>	<b>44</b>	<b>454</b>	<b>10.3</b>	<b>67t</b>	<b>6</b>	<b>2,075</b>	
<b>POSTSEASON</b>															
2015	Minnesota	1	0	0	0	-	-	0	0	0	-	-	0	0	
<b>Totals</b>		<b>1</b>	<b>0</b>	<b>0</b>	<b>0</b>	<b>-</b>	<b>-</b>	<b>0</b>	<b>0</b>	<b>0</b>	<b>-</b>	<b>-</b>	<b>0</b>	<b>0</b>	
Year	Team	Ret.	Yds.	KICKOFF RETURNS				PUNT RETURNS							
				Avg.	Lg.	TD	Ret.	FC	Yds.	Avg.	Lg.	TD			
2013	Minnesota	43	1,393	32.4	109t	2	0	1	0	-	-	0			
2014	Minnesota	34	871	25.6	51	0	0	0	0	-	-	0			
2015	Minnesota	32	1,019	31.8	101t	2	0	0	0	-	-	0			
2016	Minnesota	25	792	31.7	104t	1	1	1	9	9.0	9	0			
2017	Oakland	17	504	29.6	49	0	0	0	0	-	-	0			
<b>Totals</b>		<b>151</b>	<b>4,579</b>	<b>30.3</b>	<b>109t</b>	<b>5</b>	<b>1</b>	<b>2</b>	<b>9</b>	<b>9.0</b>	<b>9</b>	<b>0</b>			
<b>POSTSEASON</b>															
2015	Minnesota	3	65	21.7	34	0	0	0	0	-	-	0			
<b>Totals</b>		<b>3</b>	<b>65</b>	<b>21.7</b>	<b>34</b>	<b>0</b>	<b>0</b>	<b>0</b>	<b>0</b>	<b>-</b>	<b>-</b>	<b>0</b>			

# UPDATED BIOS - OFFENSE

## CORDARRELLE PATTERSON


### CORDARRELLE PATTERSON 2017 GAME-BY-GAME

Date	Opponent	W/L	GP/GS	RECEIVING					RUSHING				TOTAL OFFENSE	
				Rec.	Yds.	Avg.	Lg.	TD	Att.	Yds.	Avg.	Lg.		TD
9/10	at Ten.	W	1/0	1	2	2.0	2	0	1	5	5.0	5	0	7
9/17	NYJ	W	1/0	1	6	6.0	6	0	3	57	19.0	43t	1	63
9/24	at Was.	L	1/0	1	7	7.0	7	0	2	5	2.5	8	0	12
10/1	at Den.	L	1/0	6	33	5.5	11	0	1	2	2.0	2	0	35
10/8	Bal.	L	1/0	0	0	-	-	0	0	0	-	-	0	0
10/15	LAC	L	1/0	1	5	5.0	5	0	3	55	18.3	47t	1	60
10/19	KC	W	1/0	1	9	9.0	9	0	0	0	-	-	0	9
10/29	at Buf.	L	1/1	3	7	2.3	3	0	0	0	-	-	0	7
11/5	at Mia.	W	1/0	0	0	-	-	0	0	0	-	-	0	0
11/19	NE (Mex.)	L	1/0	4	45	11.3	22	0	0	0	-	-	0	45
11/26	Den.	W	1/0	3	72	24.0	54	0	0	0	-	-	0	72
12/3	NYG	W	1/1	4	97	24.3	59	0	2	1	0.5	1	0	98
12/10	at KC	L	1/0	3	8	2.7	7	0	0	0	-	-	0	8
12/17	Dal.	L	1/0	1	7	7.0	7	0	1	-4	-4.0	-4	0	3
12/25	at Phi.	L	1/0	1	7	7.0	7	0	0	0	-	-	0	7
12/31	at LAC													
<b>Totals</b>			<b>15/2</b>	<b>30</b>	<b>305</b>	<b>10.2</b>	<b>59</b>	<b>0</b>	<b>13</b>	<b>121</b>	<b>9.3</b>	<b>47t</b>	<b>2</b>	<b>426</b>



# UPDATED BIOS - OFFENSE

30



**JALEN RICHARD**

**POSITION:** RUNNING BACK  
**COLLEGE:** SOUTHERN MISSISSIPPI  
**HEIGHT:** 5-8 | **WEIGHT:** 205  
**ACQUIRED:** FA-'16  
**NFL EXP:** 2 | **RAIDERS EXP.:** 2  
**HOMETOWN:** ALEXANDRIA, LA.  
**BORN:** 10/15/93

**2017: (9/10) at Ten.:** Totaled five carries for 22 yards (4.4 avg.) with a 9-yard long and recorded one catch for six yards in the season opener...Also returned two punts for five yards in the win...**(9/17) vs. NYJ:** Finished as the game's leading rusher with 58 yards on six carries (9.7 avg.) with one TD and a 52-yard long, adding two receptions for 51 yards (25.5 avg.)...Set a career high with a 39-yard reception from QB Derek Carr in the second quarter, besting his previous best of 29 yards...Broke free and scored from 52 yards out, marking his second career rushing TD of at least 50 yards...**(9/24) at Was.:** Rushed two times for four yards and caught one pass for four yards...Totaled two punt returns for four yards...**(10/1) at Den.:** Totaled two rushes for seven yards (3.5 avg.) and one reception for 20 yards...Added two punt returns for eight yards...**(10/8) vs. Bal.:** Recorded a season-high nine carries for 37 yards (4.1 avg.)...Returned one punt for seven yards...**(10/15) vs. LAC:** Finished with three catches for 27 yards (9.0 avg.) with an 11-yard long...Returned three punts for 18 yards (6.0 avg.) with a 13-yard long and two kickoffs for 29 yards (14.5 avg.) with a 16-yard long...**(10/19) vs. KC:** Tied a team high with nine carries for 31 yards (3.4 avg.) with a 10-yard long...Added four receptions for 45 yards (11.3 avg.) with a 17-yard long...**(10/29) at Buf.:** Started his first career game and recorded five carries for 21 yards (4.2 avg.) with a 14-yard long...Added five receptions for 35 yards (7.0 avg.) with a 15-yard long...**(11/5) at Mia.:** Recorded five carries for 14 yards (2.8 avg.)...Added two punt returns for 21 yards (10.5 avg.) with a 13-yard long...**(11/19) vs. NE:** Finished the day with four carries for 19 yards (4.8 avg.) with a 7-yard long and added two receptions for nine yards...**(11/26) vs. Den.:** Finished the day with two carries for 17 yards and two receptions for 13 yards with one TD...Hauled in a 6-yard TD reception in the third quarter to culminate a 7-play, 66-yard drive lasting 4:46, marking his first receiving score of the season...Became the first undrafted Raiders running back to record a receiving TD in each of his first two seasons...**(12/3) vs. NYG:** Caught one pass for five yards and added one rush for four yards in the win...**(12/10) at KC:** Appeared on both offense and special teams...**(12/17) vs. Dal.:** Caught two passes for 21 yards with an 11-yard long...**(12/25) at Phi.:** Totaled 56 yards from scrimmage with 42 rushing yards on four carries and 14 receiving yards on two catches.

## JALEN RICHARD'S CAREER STATISTICS

Year	Team	GP	GS	RUSHING					RECEIVING					TOTAL OFFENSE
				Att.	Yds.	Avg.	Lg.	TD	Rec.	Yds.	Avg.	Lg.	TD	
2016	Oakland	16	0	83	491	5.9	75t	1	29	194	6.7	29	2	685
2017	Oakland	15	1	56	275	4.9	52t	1	26	250	9.6	39	1	525
<b>Totals</b>		<b>31</b>	<b>1</b>	<b>139</b>	<b>766</b>	<b>5.5</b>	<b>75t</b>	<b>2</b>	<b>55</b>	<b>444</b>	<b>8.1</b>	<b>39</b>	<b>3</b>	<b>1,210</b>
POSTSEASON														
2016	Oakland	1	0	3	3	1.0	4	0	2	8	4.0	5	0	11
<b>Totals</b>		<b>1</b>	<b>0</b>	<b>3</b>	<b>3</b>	<b>1.0</b>	<b>4</b>	<b>0</b>	<b>2</b>	<b>8</b>	<b>4.0</b>	<b>5</b>	<b>0</b>	<b>11</b>
Year	Team	Ret.	Yds.	KICKOFF RETURNS			PUNT RETURNS							
				Avg.	Lg.	TD	Ret.	FC	Yds.	Avg.	Lg.	TD		
2016	Oakland	17	402	23.6	50	0	34	5	306	9.0	47	0		
2017	Oakland	8	90	11.3	17	0	26	13	155	6.0	19	0		
<b>Totals</b>		<b>25</b>	<b>492</b>	<b>19.7</b>	<b>50</b>	<b>0</b>	<b>60</b>	<b>18</b>	<b>461</b>	<b>7.7</b>	<b>47</b>	<b>0</b>		
POSTSEASON														
2016	Oakland	2	38	19.0	20	0	5	1	68	13.6	37	0		
<b>Totals</b>		<b>2</b>	<b>38</b>	<b>19.0</b>	<b>20</b>	<b>0</b>	<b>5</b>	<b>1</b>	<b>68</b>	<b>13.6</b>	<b>37</b>	<b>0</b>		

## JALEN RICHARD 2017 GAME-BY-GAME

Date	Opponent	W/L	GP/GS	RUSHING					RECEIVING					TOTAL OFFENSE
				Att.	Yds.	Avg.	Lg.	TD	Rec.	Yds.	Avg.	Lg.	TD	
9/10	at Ten.	W	1/0	5	22	4.4	9	0	1	6	6.0	6	0	28
9/17	NYJ	W	1/0	6	58	9.7	52t	1	2	51	25.5	39	0	109
9/24	at Was.	L	1/0	2	4	2.0	11	0	1	4	4.0	4	0	8
10/1	at Den.	L	1/0	2	7	3.5	7	0	1	20	20.0	20	0	27
10/8	Bal.	L	1/0	9	37	4.1	14	0	0	0	-	-	0	37
10/15	LAC	L	1/0	2	-1	-0.5	2	0	3	27	9.0	11	0	26
10/19	KC	W	1/0	9	31	3.4	10	0	4	45	11.3	17	0	76
10/29	at Buf.	L	1/1	5	21	4.2	14	0	5	35	7.0	15	0	56
11/5	at Mia.	W	1/0	5	14	2.8	5	0	0	0	-	-	0	14
11/19	NE (Mex.)	L	1/0	4	19	4.8	7	0	2	9	4.5	5	0	28
11/26	Den.	W	1/0	2	17	8.5	9	0	2	13	6.5	7	1	30
12/3	NYG	W	1/0	1	4	4.0	4	0	1	5	5.0	5	0	9
12/10	at KC	L	1/0	0	0	-	-	0	0	0	-	-	0	0
12/17	Dal.	L	1/0	0	0	-	-	0	2	21	10.5	11	0	21
12/25	at Phi.	L	1/0	4	42	10.5	34	0	2	14	7.0	23	0	56
12/31	at LAC													
<b>Totals</b>			<b>15/0</b>	<b>56</b>	<b>275</b>	<b>4.9</b>	<b>52t</b>	<b>1</b>	<b>26</b>	<b>250</b>	<b>9.6</b>	<b>39</b>	<b>1</b>	<b>525</b>



# UPDATED BIOS - OFFENSE

10



**SETH ROBERTS**

**POSITION:** WIDE RECEIVER  
**COLLEGE:** WEST ALABAMA  
**HEIGHT:** 6-2 | **WEIGHT:** 195  
**ACQUIRED:** FA-'14  
**NFL EXP.:** 3 | **RAIDERS EXP.:** 3  
**HOMETOWN:** MOULTRIE, GA.  
**BORN:** 02/22/91

**2017: (9/10) at Ten.:** Hauled in a 19-yard TD pass from QB Derek Carr with 11:58 remaining in the game, which was his only reception of the day...Marked his fourth TD reception in three games against the Titans...(9/17) vs. NYJ: Appeared on offense in the win...(9/24) at Was.: Finished tied for second on the team with four receptions for 20 yards (5.0 avg.) with a 9-yard long...(10/1) at Den.: Started his first game of the season and totaled four receptions for 49 yards (12.3 avg.) with a 22-yard long...(10/8) vs. Bal.: Recorded two receptions for 34 yards (17.0 avg.) with a 22-yard long...(10/15) vs. LAC: Finished with three receptions for 35 yards (11.7 avg.) with a 15-yard long...Eclipsed 1,000 career receiving yards on his first catch of the day...(10/19) vs. KC: Started his fourth game of the season, recording one catch for 15 yards...(10/29) at Buf.: Active but did not play...(11/5) at Mia.: Caught two passes for 28 yards (14.0 avg.) with a 29-yard long...(11/19) vs. NE: Recorded a season-high five receptions for 36 yards (7.2 avg.) in his fifth start of the season...(11/26) vs. Den.: Caught two passes for 26 yards (13.0 avg.) with a 20-yard long...(12/3) vs. NYG: Made his seventh start of the season, setting a single-season career high...Finished as the team's leader in receptions with five and totaled 46 yards with an 18-yard long...(12/10) at KC: Recorded three catches for 24 yards with an 11-yard long...(12/17) vs. Dal.: Finished second on the team with 52 yards on three receptions, with a 28-yard long...(12/25) at Phi.: Tied a team high with three receptions for 23 yards with an 11-yard long.

## SETH ROBERTS' CAREER STATISTICS

Year	Team	GP	GS	RECEIVING					RUSHING				TOTAL OFFENSE	
				Rec.	Yds.	Avg.	Lg.	TD	Att.	Yds.	Avg.	Lg.		TD
2015	Oakland	16	5	32	480	15.0	43	5	0	0	-	-	0	480
2016	Oakland	16	6	38	397	10.4	41t	5	0	0	-	-	0	397
2017	Oakland	14	7	38	407	10.7	29	1	0	0	-	-	0	407
<b>Totals</b>		<b>46</b>	<b>18</b>	<b>108</b>	<b>1,284</b>	<b>11.9</b>	<b>43</b>	<b>11</b>	<b>0</b>	<b>0</b>	-	-	<b>0</b>	<b>1,284</b>
<b>POSTSEASON</b>														
2016	Oakland	1	1	1	1	1.0	1	0	0	0	-	-	0	1
<b>Totals</b>		<b>1</b>	<b>1</b>	<b>1</b>	<b>1</b>	<b>1.0</b>	<b>1</b>	<b>0</b>	<b>0</b>	<b>0</b>	-	-	<b>0</b>	<b>1</b>

## SETH ROBERTS 2017 GAME-BY-GAME

Date	Opponent	W/L	GP/GS	RECEIVING					RUSHING				TOTAL OFFENSE	
				Rec.	Yds.	Avg.	Lg.	TD	Att.	Yds.	Avg.	Lg.		TD
9/10	at Ten.	W	1/0	1	19	19.0	19t	1	0	0	-	-	0	19
9/17	NYJ	W	1/0	0	0	-	-	0	0	0	-	-	0	0
9/24	at Was.	L	1/0	4	20	5.0	9	0	0	0	-	-	0	20
10/1	at Den.	L	1/1	4	49	12.3	22	0	0	0	-	-	0	49
10/8	Bal.	L	1/1	2	34	17.0	22	0	0	0	-	-	0	34
10/15	LAC	L	1/1	3	35	11.7	15	0	0	0	-	-	0	35
10/19	KC	W	1/1	1	15	15.0	15	0	0	0	-	-	0	15
10/29	at Buf.	L		(DID NOT PLAY)										
11/5	at Mia.	W	1/0	2	28	14.0	29	0	0	0	-	-	0	28
11/19	NE (Mex.)	L	1/1	5	36	7.2	9	0	0	0	-	-	0	36
11/26	Den.	W	1/1	2	26	13.0	20	0	0	0	-	-	0	26
12/3	NYG	W	1/1	5	46	9.2	18	0	0	0	-	-	0	46
12/10	at KC	L	1/0	3	24	8.0	11	0	0	0	-	-	0	24
12/17	Dal.	L	1/0	3	52	17.3	28	0	0	0	-	-	0	52
12/25	at Phi.	L	1/0	3	23	7.7	11	0	0	0	-	-	0	23
12/31	at LAC													
<b>Totals</b>			<b>14/7</b>	<b>38</b>	<b>407</b>	<b>10.7</b>	<b>29</b>	<b>1</b>	<b>0</b>	<b>0</b>	-	-	<b>0</b>	<b>407</b>



# UPDATED BIOS - OFFENSE

71



**DAVID SHARPE**

**POSITION:** TACKLE  
**COLLEGE:** FLORIDA  
**HEIGHT:** 6-6 | **WEIGHT:** 343  
**ACQUIRED:** D4-'17  
**NFL EXP.:** R | **RAIDERS EXP.:** R  
**HOMETOWN:** JACKSONVILLE, FLA.  
**BORN:** 10/21/95

**2017: (9/10) at Ten.:** Inactive...(9/17) **vs. NYJ:** Inactive...(9/24) **at Was.:** Inactive...(10/1) **at Den.:** Inactive...(10/8) **vs. Bal.:** Active but did not play...(10/15) **vs. LAC:** Inactive...(10/19) **vs. KC:** Made his NFL debut, appearing exclusively on special teams...(10/29) **at Buf.:** Inactive...(11/5) **at Mia.:** Inactive...(11/19) **vs. NE:** Active but did not play...(11/26) **vs. Den.:** Inactive...(12/3) **vs. NYG:** Saw limited action on offense in the win...(12/10) **at KC:** Appeared exclusively on special teams...(12/17) **vs. Dal.:** Inactive...(12/25) **at Phi.:** Started his first NFL game, filling in for T Donald Penn who suffered a season ending injury in Week 15...Part of a line that surrendered just one sack, marking the ninth game of the season with one or less sacks allowed... Helped the offense surpass 100-yards on the ground for the ninth time this season with 137 yards.

## DAVID SHARPE'S CAREER STATISTICS

Year	Team	GP	GS
2017	Oakland	4	1
<b>Totals</b>		<b>4</b>	<b>1</b>



# UPDATED BIOS - OFFENSE

68



**IAN  
SILBERMAN**

**POSITION:** GUARD  
**COLLEGE:** BOSTON COLLEGE  
**HEIGHT:** 6-5 | **WEIGHT:** 305  
**ACQUIRED:** FA-'17  
**NFL EXP.:** 2 | **RAIDERS EXP.:** 1  
**HOMETOWN:** ORANGE PARK, FLA.  
**BORN:** 10/10/92

2017: Signed to active roster on Dec. 22...(12/25) at Phi.: Inactive.

## IAN SILBERMAN'S CAREER STATISTICS

Year	Team	GP	GS
2015	San Francisco	1	0
2017	Oakland	0	0
<b>Totals</b>		<b>1</b>	<b>0</b>





# UPDATED BIOS - OFFENSE

86



**LEE SMITH**

**POSITION:** TIGHT END  
**COLLEGE:** MARSHALL  
**HEIGHT:** 6-6 | **WEIGHT:** 265  
**ACQUIRED:** UFA-'15 (BUF.)  
**NFL EXP.:** 7 | **RAIDERS EXP.:** 3  
**HOMETOWN:** POWELL, TENN.  
**BORN:** 11/21/87

**2017: (9/10) at Ten.:** Started in the season opener, appearing on both offense and special teams in his first game back after sustaining a season-ending injury in 2016...**(9/17) vs. NYJ:** Contributed on offense and special teams, hauling in one reception for nine yards...**(9/24) at Was.:** Appeared on both offense and special teams...**(10/1) at Den.:** Recorded a season-high two receptions for 15 yards (7.5 avg.) with an 11-yard long...**(10/8) vs. Bal.:** Appeared on offense and special teams...**(10/15) vs. LAC:** Saw action on both offense and special teams...**(10/19) vs. KC:** Appeared on offense and special teams in the win...**(10/29) at Buf.:** On the opening drive of the game, hauled in a 21-yard pass from QB Derek Carr to set the offense up on the Bills' 1-yard line...The catch marked his longest since Week 4 of the 2013 season (28 yards)...**(11/5) at Mia.:** Started in his fifth game of the season, appearing on both offense and special teams...**(11/19) vs. NE:** Saw action on both offense and special teams...**(11/26) vs. Den.:** Caught one pass for 12 yards in the win... Also appeared on special teams...**(12/3) vs. NYG:** Appeared on both offense and special teams in the win...**(12/10) at KC:** Saw action on offense and special teams...**(12/17) vs. Dal.:** Started in the game and recorded one catch for three yards...**(12/25) at Phi.:** Caught two passes for 16 yards with a 12-yard long.

## LEE SMITH'S CAREER STATISTICS

Year	Team	GP	GS	RECEIVING					RUSHING				TOTAL OFFENSE	
				Rec.	Yds.	Avg.	Lg.	TD	Att.	Yds	Avg.	Lg.		TD
2011	Buffalo	10	3	4	11	2.8	6	0	0	0	-	-	0	11
2012	Buffalo	16	7	4	13	3.3	5	2	0	0	-	-	0	13
2013	Buffalo	16	14	5	78	15.6	28	0	0	0	-	-	0	78
2014	Buffalo	14	10	7	42	6.0	18	1	0	0	-	-	0	42
2015	Oakland	15	15	12	70	5.8	17	1	0	0	-	-	0	70
2016	Oakland	4	4	6	29	4.8	12	0	0	0	-	-	0	29
2017	Oakland	15	8	8	76	9.5	21	0	0	0	-	-	0	76
<b>Totals</b>		<b>90</b>	<b>61</b>	<b>46</b>	<b>319</b>	<b>6.9</b>	<b>28</b>	<b>4</b>	<b>0</b>	<b>0</b>	-	-	<b>0</b>	<b>319</b>

## LEE SMITH 2017 GAME-BY-GAME

Date	Opponent	W/L	GP/GS	RECEIVING				
				Rec.	Yds.	Avg.	Lg.	TD
9/10	at Ten.	W	1/1	0	0	-	-	0
9/17	NYJ	W	1/1	1	9	9.0	9	0
9/24	at Was.	L	1/1	0	0	-	-	0
10/1	at Den.	L	1/1	2	15	7.5	11	0
10/8	Bal.	L	1/0	0	0	-	-	0
10/15	LAC	L	1/0	0	0	-	-	0
10/19	KC	W	1/0	0	0	-	-	0
10/29	at Buf.	L	1/0	1	21	21.0	21	0
11/5	at Mia.	W	1/1	0	0	-	-	0
11/19	NE (Mex.)	L	1/0	0	0	-	-	0
11/26	Den.	W	1/0	1	12	12.0	12	0
12/3	NYG	W	1/0	0	0	-	-	0
12/10	at KC	L	1/1	0	0	-	-	0
12/17	Dal.	L	1/1	1	3	3.0	3	0
12/25	at Phi.	L	1/1	2	16	8.0	12	0
12/31	at LAC							
<b>Totals</b>			<b>15/8</b>	<b>8</b>	<b>76</b>	<b>9.5</b>	<b>21</b>	<b>0</b>



# UPDATED BIOS - OFFENSE

62



**JAMES  
STONE**

**POSITION:** CENTER  
**COLLEGE:** TENNESSEE  
**HEIGHT:** 6-3 | **WEIGHT:** 290  
**ACQUIRED:** FA-'17  
**NFL EXP.:** 3 | **RAIDERS EXP.:** 1  
**HOMETOWN:** NASHVILLE, TENN.  
**BORN:** 04/26/92

**2017:** Signed to practice squad on Sept. 4...Signed to active roster on Dec. 20...(12/25) at Phi.: Saw limited action on special teams.

## JAMES STONE'S CAREER STATISTICS

Year	Team	GP	GS
2014	Atlanta	12	9
2015	Atlanta	7	1
2017	Oakland	1	0
<b>Totals</b>		<b>20</b>	<b>10</b>



# UPDATED BIOS - OFFENSE

69



**JYLAN  
WARE**

**POSITION:** TACKLE  
**COLLEGE:** ALABAMA STATE  
**HEIGHT:** 6-7 | **WEIGHT:** 317  
**ACQUIRED:** D7b-17  
**NFL EXP.:** R | **RAIDERS EXP.:** R  
**HOMETOWN:** VALLEY, ALA.  
**BORN:** 10/16/93

2017: (9/10) at Ten.: Inactive...(9/17) vs. NYJ: Inactive...(9/24) at Was.: Inactive...(10/1) at Den.: Inactive...  
(10/8) vs. Bal.: Inactive...(10/15) vs. LAC: Inactive...(10/19) vs. KC: Inactive...(10/29) at Buf.: Inactive...  
(11/5) at Mia.: Inactive...(11/19) vs. NE: Inactive...(11/26) vs. Den.: Inactive...(12/3) vs. NYG: Inactive...  
(12/10) at KC: Inactive...(12/17) vs. Dal.: Inactive...(12/25) at Phi.: Inactive.

## JYLAN WARE'S CAREER STATISTICS

Year	Team	GP	GS
2017	Oakland	0	0
<b>Totals</b>		<b>0</b>	<b>0</b>



# UPDATED BIOS - OFFENSE

33



**DeANDRÉ WASHINGTON**

**POSITION:** RUNNING BACK  
**COLLEGE:** TEXAS TECH  
**HEIGHT:** 5-8 | **WEIGHT:** 205  
**ACQUIRED:** D5-'16  
**NFL EXP.:** 2 | **RAIDERS EXP.:** 2  
**HOMETOWN:** MISSOURI CITY, TEXAS  
**BORN:** 02/22/93

**2017: (9/10) at Ten.:** Rushed for four yards on three carries (1.3 avg.) in the season opener...Added two receptions for 18 yards (9.0 avg.) with a long of 13 yards...**(9/17) vs. NYJ:** Recorded six carries for 20 yards (3.3 avg.) with a 10-yard long and added three catches for 15 yards (5.0 avg.) with a 9-yard long...**(9/24) at Was.:** Led the team with five receptions for 24 yards (4.8 avg.) with a 7-yard long...**(10/1) at Den.:** Recorded one carry for four yards...**(10/8) vs. Bal.:** Inactive...**(10/15) vs. LAC:** Returned to action and recorded one catch for 10 yards...**(10/19) vs. KC:** Finished with 33 yards on nine attempts (3.7 avg.) with one TD...Added three receptions for seven yards (2.3 avg.)...Gave Oakland the lead in the third quarter with a 4-yard TD rush, marking the third of his career...**(10/29) at Buf.:** Totaled 88 yards from scrimmage with one TD, with 26 yards on the ground on six rushes and adding eight receptions for 62 yards...Set a career high in receptions and receiving yards...Caught a four-yard pass for the Raiders' second TD of the day, which marked his first career receiving score...**(11/5) at Mia.:** Rushed four times for yards (4.0 avg.) with an 11-yard long...**(11/19) vs. NE:** Recorded three carries for seven yards and two catches for 12 yards...Returned one kickoff for 16 yards...**(11/26) vs. Den.:** Rushed six times for 23 yards (3.8 avg.) with an 11-yard long...Added three receptions for 23 yards (7.7 avg.) with a 15-yard long...**(12/3) vs. NYG:** Totaled six carries for 16 yards with one TD...Recorded his second rushing TD of the season with a 9-yard carry with 10:18 left in the game, which was the culmination of an 8-play, 79-yard drive lasting 4:42...**(12/10) at KC:** Rushed four times for nine yards and added one reception for 10 yards...**(12/17) vs. Dal.:** Rushed two times for three yards and added two receptions for 16 yards...**(12/25) at Phi.:** Rushed one time and recorded one reception...Returned two kickoffs for 41 yards (20.5 avg.) with a 26-yard long.

## DeANDRÉ WASHINGTON'S CAREER STATISTICS

Year	Team	GP	GS	RUSHING					RECEIVING				TOTAL OFFENSE	
				Att.	Yds.	Avg.	Lg.	TD	Rec.	Yds.	Avg.	Lg.		TD
2016	Oakland	14	2	87	467	5.4	30	2	17	115	6.8	18	0	582
2017	Oakland	14	0	55	150	2.7	11	2	32	197	6.2	14	1	347
<b>Totals</b>		<b>28</b>	<b>2</b>	<b>142</b>	<b>617</b>	<b>4.3</b>	<b>30</b>	<b>4</b>	<b>49</b>	<b>312</b>	<b>6.4</b>	<b>18</b>	<b>1</b>	<b>929</b>
POSTSEASON														
2016	Oakland	1	0	4	16	4.0	14	0	0	0	-	-	0	16
<b>Totals</b>		<b>1</b>	<b>0</b>	<b>4</b>	<b>16</b>	<b>4.0</b>	<b>14</b>	<b>0</b>	<b>0</b>	<b>0</b>	<b>-</b>	<b>-</b>	<b>0</b>	<b>16</b>

## DeANDRÉ WASHINGTON 2017 GAME-BY-GAME

Date	Opponent	W/L	GP/GS	RUSHING					RECEIVING				TOTAL OFFENSE	
				Att.	Yds.	Avg.	Lg.	TD	Rec.	Yds.	Avg.	Lg.		TD
9/10	at Ten.	W	1/0	3	4	1.3	4	0	2	18	9.0	13	0	22
9/17	NYJ	W	1/0	6	20	3.3	10	0	3	15	5.0	9	0	35
9/24	at Was.	L	1/0	1	0	0.0	0	0	5	24	4.8	7	0	24
10/1	at Den.	L	1/0	1	4	4.0	4	0	0	0	-	-	0	4
10/8	Bal.	L		(INACTIVE - HAMSTRING)										
10/15	LAC	L	1/0	3	-8	-2.7	0	0	1	10	10.0	10	0	2
10/19	KC	W	1/0	9	33	3.7	11	1	3	7	2.3	10	0	40
10/29	at Buf.	L	1/0	6	26	4.3	10	0	8	62	7.8	14	1	88
11/5	at Mia.	W	1/0	4	16	4.0	11	0	1	-2	-2.0	-2	0	14
11/19	NE (Mex.)	L	1/0	3	7	2.3	5	0	2	12	6.0	7	0	19
11/26	Den.	W	1/0	6	23	3.8	11	0	3	23	7.7	15	0	46
12/3	NYG	W	1/0	6	16	2.7	9	1	0	0	-	-	0	16
12/10	at KC	L	1/0	4	9	2.3	9	0	1	10	10.0	10	0	19
12/17	Dal.	L	1/0	2	3	1.5	2	0	2	16	8.0	10	0	19
12/25	at Phi.	L	1/0	1	-3	-3.0	-3	0	1	2	2.0	2	0	-1
12/31	at LAC													
<b>Totals</b>			<b>14/0</b>	<b>55</b>	<b>150</b>	<b>2.7</b>	<b>11</b>	<b>2</b>	<b>32</b>	<b>197</b>	<b>6.2</b>	<b>14</b>	<b>1</b>	<b>347</b>



# UPDATED BIOS - OFFENSE

19



**ISAAC  
WHITNEY**

**POSITION:** WIDE RECEIVER  
**COLLEGE:** USC  
**HEIGHT:** 6-2 | **WEIGHT:** 204  
**ACQUIRED:** FA-'17  
**NFL EXP.:** R | **RAIDERS EXP.:** R  
**HOMETOWN:** MOORE, OKLA.  
**BORN:** 06/22/94

**2017:** Signed to practice squad on Sept. 3...Signed to active roster on Nov. 29...(12/3) vs. **NYG:** Made his NFL debut on both offense and special teams, helping pin one of P Marquette King's punts inside the 5-yard line...(12/10) at **KC:** Inactive...(12/17) vs. **Dal.:** Saw limited action on both offense and special teams...(12/25) at **Phi.:** Inactive.

## ISAAC WHITNEY'S CAREER STATISTICS

Year	Team	GP	GS	RECEIVING					RUSHING					TOTAL OFFENSE
				Rec.	Yds.	Avg.	Lg.	TD	Att.	Yds.	Avg.	Lg.	TD	
2017	Oakland	1	0	0	0	-	-	0	0	0	-	-	0	0
<b>Totals</b>		<b>1</b>	<b>0</b>	<b>0</b>	<b>0</b>	<b>-</b>	<b>-</b>	<b>0</b>	<b>0</b>	<b>0</b>	<b>-</b>	<b>-</b>	<b>0</b>	<b>0</b>

## ISAAC WHITNEY 2017 GAME-BY-GAME

Date	Opponent	W/L	GP/GS	Rec.	Yds.	RECEIVING			Att.	RUSHING			TOTAL OFFENSE	
						Avg.	Lg.	TD		Yds.	Avg.	Lg.		TD
9/10	at Ten.	W												
9/17	NYJ	W												
9/24	at Was.	L												
10/1	at Den.	L												
10/8	Bal.	L												
10/15	LAC	L												
10/19	KC	W												
10/29	at Buf.	L												
11/5	at Mia.	W												
11/19	NE (Mex.)	L												
11/26	Den.	W												
12/3	NYG	W	1/0	0	0	-	-	0	0	0	-	-	0	0
12/10	at KC	L												
12/17	Dal.	L	1/0	0	0	-	-	0	0	0	-	-	0	0
12/25	at Phi.	L												
12/31	at LAC													
<b>Totals</b>			<b>1/0</b>	<b>0</b>	<b>0</b>	<b>-</b>	<b>-</b>	<b>0</b>	<b>0</b>	<b>0</b>	<b>-</b>	<b>-</b>	<b>0</b>	<b>0</b>



# **SUPPLEMENTAL BIOS**



# SUPPLEMENTAL BIOS

53



**NAVORRO  
BOWMAN**

**POSITION:** LINEBACKER  
**COLLEGE:** PENN STATE  
**HEIGHT:** 6-0 | **WEIGHT:** 242  
**ACQUIRED:** FA-'17  
**NFL EXP.:** 8 | **RAIDERS EXP.:** 1  
**HOMETOWN:** FORESTVILLE, MD.  
**BORN:** 05/28/88

**TRANSACTIONS:** Selected by San Francisco 49ers in the third round (91st overall) of the 2010 NFL Draft, April 23, 2010...Released by 49ers, Oct. 13, 2017...Signed by Oakland Raiders as a free agent, Oct. 16, 2017.

**CAREER:** All-Pro linebacker is in his eighth NFL season...Is a four-time member of the Associated Press All-Pro First Team (2011-13, 2015)...Three time Pro Bowler (2012-13, 15)...Named NFC Defensive Player of the Month in December 2013...Named the 49ers' Ed Block Courage Award recipient in 2015...Led the 49ers in tackles from 2011-13 and 2015...Career totals include 89 games played, 74 starts, 808 tackles (487 solo), 12.5 sacks, seven forced fumbles, five fumble recoveries, four INTs, one INT-TD and 28 passes defended...Has played in eight postseason games, starting all eight, posting 97 tackles (49 solo), 2.5 sacks, two forced fumbles and three passes defended.

**2016 (with SF):** Started the first four games of the season and registered 37 tackles, one sack, one INT, one forced fumble and two passes defended before being placed on the Reserve/Injured List on Oct. 6...**(9/12) vs. LAR:** Was part of a defense that registered the first shutout on opening day in franchise history, recorded a team-high 11 tackles and the fourth INT of his career...**(10/2) vs. Dal.:** Took down QB Dak Prescott for an 8-yard loss, his first sack of the season.

**2015 (with SF):** Started all 16 games for the fourth time in his career and led the team with 150 tackles while adding 2.5 sacks, two passes defended and one forced fumble...Named the 49ers Ed Block Courage Award winner for the 2015 season...**(12/6) at Chi.:** Registered a career-high 13 solo tackles...**(12/27) at Det.:** Recorded 12 tackles and 0.5 sacks, giving him 2.5 sacks on the season...**(1/3/16) vs. StL:** Forced a Rams RB Tre Mason fumble on the first series of the game, his first forced fumble of the season and sixth of his career.

**2014 (with SF):** Was placed on the Reserve/Physically Unable to Perform List on Aug. 25, where he spent the entire season before being placed on the Reserve/Injured List on Dec. 13.

**2013 (with SF):** Started all 16 games and registered career highs in tackles (192), sacks (five), INTs (two) and passes defended (nine)...In the month of December, notched three sacks, two INTs, one INT-TD, two forced fumbles and one fumble recovery, earning him NFC Defensive Player of the Month honors...No other player in the NFL was able to accomplish that over the course of the entire 2013 season...**(9/26) at StL:** Recorded nine tackles, two sacks, one forced fumble and one pass defended, marking the first multi-sack game of his career...Was part of a defense that held the Rams offense to only 18 yards rushing on 19 carries...**(12/23) vs. Atl.:** Late in the fourth quarter, intercepted Falcons QB Matt Ryan and returned it 89 yards for a TD to seal the victory in the final regular season game at Candlestick Park...It marked the longest INT return by a linebacker in franchise history...**(12/29) at Ari.:** Picked off QB Carson Palmer, marking his second INT of the season...Notched his fourth forced fumble of the season, stripping the ball from RB Rashard Mendenhall...Also recovered the loose ball, marking his second fumble recovery of the season...Was just the second player in the NFL that season to register one INT, one forced fumble and one fumble recovery in the same game (Colts LB Jerrell Freeman vs. KC (12/22/13)...To top off a career game, he notched his fifth sack of the season, bringing down Palmer in the fourth quarter...**Postseason: (1/19/14) at Sea.:** Tallied his second sack of the postseason as he brought down QB Russell Wilson...Also registered a new single-game postseason career high with 15 tackles and added one forced fumble.

**2012 (with SF):** Started all 16 games and led the team in total tackles with a then-career-high 183 (93 solo)...Led the team in total tackles in each of the first 4 games of the season with 11 at GB (9/9), 14 vs. Det. (9/16), tied a then career high with 17 at Min. (9/23) and tallied 12 at NYJ (9/30)...**(9/9) at GB:** Recorded his first career INT, picking off QB Aaron Rodgers in the fourth quarter...Led the team in tackles for four consecutive weeks (15 vs. StL (11/11), 15 vs. Chi. (11/19), 12 at NO (11/25), 13 at StL (12/2)).

**2011 (with SF):** Started all 16 games for the first time in his career and led the team with 173 tackles...Hit double-figures in tackles 11 times, recovered three fumbles and posted two sacks...**(10/2) at Phi.:** Registered first career fumble recovery in second quarter when the 49ers defense was faced with a third down at their own 1-yard line...**(12/24) at Sea.:** Recorded his first career sack, taking down QB Tarvaris Jackson for a 4-yard loss...**(1/1/12) at StL.:** Took down QB Kellen Clemens for a 7-yard loss in the fourth quarter, when the Rams were threatening to even the score with 2:46 remaining...Notched a sack in back-to-back games for the first time in his career...Posted a team-high 11 tackles and one pass defended.

**2010 (with SF):** Appeared in 16 games (one start) and ranked third in the NFL with 18 special teams tackles...**(1/2/11) vs. Ari.:** In his first career start in place of LB Patrick Willis due to injury, led the team with 15 tackles.

**COLLEGE:** Played in 33 games (21 starts) and totaled 215 tackles, eight sacks, three forced fumbles, three fumble recoveries and three INTs in his career at Penn State...Also returned one INT and one fumble recovery for TDs...Earned All-American Second Team honors from The NFL Draft Report, The Sporting News, CBS Sports, Phil Steele's College Football, Rivals.com and Sports Illustrated, while garnering Associated Press third-team honors as a junior...Started 11 games and was named to the All-Big Ten First Team after registering 93 tackles, three sacks, two INTs and two fumble recoveries in 2009...Was an All-Big Ten Conference First Team selection as he led the team in tackles (106), ranked and tied for third in sacks (four) in 2008...Added two forced fumbles, one fumble recovery and one INT in his sophomore season...As a redshirt freshman, appeared in nine contests and tallied 16 tackles and blocked a field goal attempt...Majored in criminal law and justice.



# SUPPLEMENTAL BIOS

## NAVORRO BOWMAN

**PERSONAL:** Attended Suitland high School in Forestville, Md., where he was selected as the Maryland Defensive POY, first-team all-state, Washington Post First-Team All-Metro and first-team all-conference after registering 165 tackles, nine sacks and three fumble recoveries, while also rushing for 1,200 yards and 22 TDs...Participates in charitable events that support his hometown, the Bay Area, and also sponsors events for the Bayview Hunters Point YMCA...In 2013, traveled to Africa to participate in the Pros for Africa program, which partners with the Starkey Hearing Foundation to provide more than 4,100 customized hearing devices for those in need.

**ADDITIONAL STATISTICS:** Special teams tackles - 18 in 2010, 4 in 2011, 4 in 2012, 2 in 2013; NFL totals - 28.

**SINGLE-GAME HIGHS:** TACKLES: Total - 19, 12/23/12 at Sea. Solo - 13 12/6/15 at Chi. Sacks - 2, 9/26/13 at StL. Forced fumbles - 1, seven times; last: 9/25/16 at Sea. Fumble recoveries - 1, five times; last: 12/29/13 at Ari. Interceptions - 1, four times; last: 9/12/16 vs. LAR. Passes defended - 2, three times; last: 9/22/13 vs. Ind.

### NAVORRO BOWMAN'S CAREER STATISTICS

Year	Team	GP	GS	TACKLES					INTERCEPTIONS				FUMBLES				
				Total	Solo	Asst.	Sacks	Yds.	No.	Yds.	Lg.	TD	PD	FF	FR	Yds.	
2010	San Francisco	16	1	35	22	13	0.0	0.0	0	0	-	0	0	0	0	0	0
2011	San Francisco	16	16	173	81	92	2.0	11.0	0	0	-	0	8	0	3	0	
2012	San Francisco	16	16	183	93	90	2.0	9.0	1	11	11	0	6	1	0	0	
2013	San Francisco	16	16	192	118	74	5.0	45.0	2	93	89t	1	9	4	2	0	
2014	San Francisco	(RESERVE/INJURED LIST - KNEE)															
2015	San Francisco	16	16	150	124	26	2.5	18.5	0	0	-	0	2	1	0	0	
2016	San Francisco	4	4	37	27	10	1.0	8.0	1	0	0	0	2	1	0	0	
2017	San Francisco**	5	5	38	22	16	0.0	0.0	0	0	-	0	1	0	0	0	
<b>Totals</b>		<b>89</b>	<b>74</b>	<b>808</b>	<b>487</b>	<b>321</b>	<b>12.5</b>	<b>91.5</b>	<b>4</b>	<b>104</b>	<b>89t</b>	<b>1</b>	<b>28</b>	<b>7</b>	<b>5</b>	<b>0</b>	
POSTSEASON																	
2011	San Francisco	2	2	27	13	14	0.5	3.5	0	0	-	0	0	0	0	0	
2012	San Francisco	3	3	30	16	14	0.0	0.0	0	0	-	0	3	0	0	0	
2013	San Francisco	3	3	40	20	20	2.0	19.0	0	0	-	0	0	2	0	0	
<b>Totals</b>		<b>8</b>	<b>8</b>	<b>97</b>	<b>49</b>	<b>48</b>	<b>2.5</b>	<b>22.5</b>	<b>0</b>	<b>0</b>	<b>-</b>	<b>0</b>	<b>3</b>	<b>2</b>	<b>0</b>	<b>0</b>	

\*\* - 2017 totals are through his time with San Francisco.





# SUPPLEMENTAL BIOS

41



**ERIK HARRIS**

**POSITION:** SAFETY  
**COLLEGE:** CALIFORNIA (PA.)  
**HEIGHT:** 6-3 | **WEIGHT:** 225  
**ACQUIRED:** FA-'17  
**NFL EXP.:** 2 | **RAIDERS EXP.:** 1  
**HOMETOWN:** NEW OXFORD, PA.  
**BORN:** 04/02/90

**TRANSACTIONS:** Signed by New Orleans Saints as a reserve/future free agent, Feb. 2, 2016...Waived by Saints, Sept. 1, 2017...Signed by Raiders as a free agent, Sept. 5, 2017.

**2016 (with NO):** Appeared in four games for the Saints, making two special teams tackles before being placed on the Reserve/Injured List on Oct. 13...(9/11) vs. Oak.: Recorded a special teams tackle...(9/18) at NYG: Saw action on special teams and posted a tackle.

**2013-15 (with Canadian Football League's Hamilton Tiger-Cats):** Played three seasons with the CFL's Hamilton Tiger-Cats, posting totals of 79 tackles, three INTs, three sacks, four fumble recoveries and three receptions for 67 yards with one TD in 42 games...Posted 43 tackles, two INTs and three special teams stops in 2015.

**COLLEGE:** Appeared in all 52 career games at California (Pa.), making 37 starts, 25 his final two seasons... As a senior, was selected to the Don Hansen Bowl and was All-PSAC West second-team, after starting all 13 games at defensive back, while also serving as punter...Finished senior season with 71 tackles (37 solo), 8.5 tackles for loss, three sacks and three INTs...As junior, started all 12 games at safety, tied for second on team with 61 tackles (33 solo) and recorded five tackles for loss, a sack, three INTs, three passes defended and a blocked kick...Made first college starts as sophomore, where he played in all 15 games with 12 starts at safety and posted career-high 84 tackles (50 solo), 4.5 tackles for loss, two sacks, three INTs, seven passes defended and two fumble recoveries...Majored in justice studies.

**PERSONAL:** Attended New Oxford (Pa.) High School, where he was team captain and 2008 All-Times Athlete of the Year...Inducted into New Oxford's Sports Hall of Fame in 2017.

**ADDITIONAL STATISTICS:** Special teams tackles - 2 in 2016.

## ERIK HARRIS' CAREER STATISTICS

Year	Team	GP	GS	Total	TACKLES				INTERCEPTIONS				FUMBLES			
					Solo	Asst.	Sacks	Yds.	No.	Yds.	Lg.	TD	PD	FF	FR	Yds.
2016	New Orleans	4	0	0	0	0	0.0	0.0	0	0	-	0	0	0	0	0
<b>Totals</b>		<b>4</b>	<b>0</b>	<b>0</b>	<b>0</b>	<b>0</b>	<b>0.0</b>	<b>0.0</b>	<b>0</b>	<b>0</b>	<b>-</b>	<b>0</b>	<b>0</b>	<b>0</b>	<b>0</b>	<b>0</b>



# SUPPLEMENTAL BIOS

62



**JAMES  
STONE**

**POSITION:** CENTER  
**COLLEGE:** TENNESSEE  
**HEIGHT:** 6-3 | **WEIGHT:** 290  
**ACQUIRED:** FA-'17  
**NFL EXP.:** 3 | **RAIDERS EXP.:** 1  
**HOMETOWN:** NASHVILLE, TENN.  
**BORN:** 04/26/92

**TRANSACTIONS:** Signed by Atlanta Falcons as an undrafted free agent, May 12, 2014...Waived by Falcons, July 19, 2016...Signed by Tampa Bay Buccaneers as a reserve/future free agent, Jan. 20, 2017...Waived by Buccaneers, Sept. 2, 2017...Signed by Oakland Raiders to practice squad, Sept. 4, 2017...Signed by Raiders to active roster, Dec. 20, 2017.

**CAREER:** Signed by the Atlanta Falcons as an undrafted free agent in 2014...Played in 12 games as a rookie, starting nine at center for the eighth-ranked Falcons offense...In 2015, started one game for the Falcons and played in a total of seven contests...Was not on a roster for the 2016 campaign...Signed to the Oakland Raiders practice squad following the 2017 training camp, where he would spend the first 15 weeks of the season before being activated to the 53-man roster on Dec. 20...Has appeared in 19 games during his career.

**2017:** Signed to the Raiders' practice squad following the conclusion of training camp.

**2015 (with Atl.):** Appeared in seven contests for the Falcons, starting in one of them...**(10/15) at NO:** Started at center, helping block for QB Matt Ryan and his 295 yards through the air in addition to two touchdowns.

**2014 (with Atl.):** Appeared in 12 games for the Falcons, starting nine of them at center...Blocked for an offense that finished ranked eighth in total offense (378.2 avg.) and fifth in passing yards per game (284.6)...**(10/26) vs. Det.:** Started for the first time in his career...**(11/9) at TB:** Started and was a part of an offensive line that only surrendered one sack in the victory...**(11/30) vs. Ari.:** Started in his fourth consecutive game and helped block for QB Matt Ryan's 361 yards through the air...Was a part of an offensive line that only gave up one sack in the contest...**(12/8) at GB:** Helped lead an offensive line that only allowed on sack on the day, while helping block for Ryan's 375 yards passing...**(12/14) vs. Pit.:** Started for an offensive line that did not surrender a sack in the contest...**(12/21) at NO:** Started at center and kept Ryan clean on the day, allowing him to throw for 322 yards.

**COLLEGE:** Played four seasons at Tennessee, appearing in 45 games during his career, starting in 39 of them...In 2013 as a senior, started in all 12 games and contributed to an offensive line that helped pave the way for 2,261 rushing yards, the most by a Volunteers team at the time since 2004...Was selected to the 2013 Reese's Senior Bowl Watch list, the 2013 SEC Coaches Preseason Third Team All-SEC list, the 2013 Media Preseason Third Team All-SEC list and the 2013 Rimington Watch List...As a junior started in all 12 games, helping block for an offense that average 475.9 yards per game (20th in the NCAA) and allowed just eight sacks total (0.67 per game - fourth in the NCAA) on the year...In 2011 as a sophomore, started In 7-of-9 appearances and helped the Vols to 332 yards per game...As a freshman in 2010, started in 8-of-12 appearances...Was selected to the Sporting News and Football Writers Association of America's Freshman All-American teams and was also honored as a Rivals.com Second Team All-American selection.

**PERSONAL:** Attended Maplewood High School in Nashville, Tenn. ...Majored in communications.

## JAMES STONE'S CAREER STATISTICS

Year	Team	GP	GS
2014	Atlanta	12	9
2015	Atlanta	7	1
<b>Totals</b>		<b>19</b>	<b>10</b>



**GAME  
SUMMARIES**



# GAME SUMMARIES

## WEEK 1



### OAKLAND RAIDERS 26 TENNESSEE TITANS 16

Sept. 10, 2017 | Nissan Stadium | 69,089

Team	1	2	3	4	Final
Oakland	7	6	3	10	26
Tennessee	7	3	3	3	16

### SCORING SUMMARY

Team	Qtr.	Time	Play Description	Vis.	Home
Raiders	1	12:49	A.Cooper 8 yd. pass from D.Carr (G.Tavecchio kick) (4-50, 2:11)	7	0
Titans	1	6:58	M.Mariota 10 yd. run (R.Succop kick) (12-75, 5:51)	7	7
Raiders	2	14:55	G.Tavecchio 20 yd. Field Goal (15-73, 7:03)	10	7
Titans	2	0:43	R.Succop 23 yd. Field Goal (15-93, 6:20)	10	10
Raiders	2	0:00	G.Tavecchio 52 yd. Field Goal (5-41, 0:43)	13	10
Raiders	3	4:31	G.Tavecchio 52 yd. Field Goal (8-29, 4:11)	16	10
Titans	3	0:00	R.Succop 26 yd. Field Goal (9-67, 4:31)	16	13
Raiders	4	11:58	S.Roberts 19 yd. pass from D.Carr (G.Tavecchio kick) (7-70, 3:02)	23	13
Titans	4	4:49	R.Succop 52 yd. Field Goal (8-46, 1:55)	23	16
Raiders	4	1:09	G.Tavecchio 43 yd. Field Goal (9-34, 3:40)	26	16

### TEAM STATS

	Raiders	Titans
First Downs	22	21
Time of Possession	31:39	28:21
Net Yards Rushing	109	95
Net Yards Passing	250	255
Total Net Yards	359	350
Penalties/Yards	5-49	5-49
Fumbles/Lost	1-0	0-0

### INDIVIDUAL STATS

#### PASSING

Oak.: D.Carr 22-32-262 (2 TD, 0 INT)  
Ten.: M.Mariota 25-41-256 0 TD, 0 INT

#### RUSHING

Oak.: M.Lynch 18-76, J.Richard 5-22, C.Patterson 1-5, D.Washington 3-4, D.Carr 2-2  
Ten.: D.Murray 12-44, M.Mariota 3-26 (TD), D.Henry 6-25

#### RECEIVING

Oak.: M.Crabtree 6-83, A.Cooper 5-62 (TD), J.Cook 5-56, D.Washington 2-18, S.Roberts 1-19 (TD), M.Lynch 1-16, J.Richard 1-6, C.Patterson 1-2  
Ten.: D.Walker 7-76, C.Davis 6-69, R.Matthews 5-71, E.Decker 3-10, D.Murray 2-16, T.Taylor 2-14

#### INTERCEPTIONS

Oak.: None  
Ten.: None

#### SACKS

Oak.: M.Edwards 0.5-0.5, J.Ellis 0.5-0.5  
Ten.: W.Woodyard 1-5, D.Morgan 1-7

#### PUNTING

Oak.: M.King 3-158 (52.7)  
Ten.: B.Kern 4-188 (47.0)

#### PUNT RETURNS

Oak.: J.Richard 2-5 (2.5)  
Ten.: A.Jackson 1-5 (5.0)

#### KICKOFF RETURNS

Oak.: C.Patterson 1-41 (41.0)  
Ten.: A.Jackson 1-35 (35.0)

## WEEK 2



### NEW YORK JETS 20 OAKLAND RAIDERS 45

Sept. 17, 2017 | Oakland-Alameda County Coliseum | 54,729

Team	1	2	3	4	Final
NY Jets	0	10	3	7	20
Oakland	7	14	7	17	45

### SCORING SUMMARY

Team	Qtr.	Time	Play Description	Vis.	Home
Raiders	1	4:54	M.Crabtree 2 yd. pass from D.Carr (G.Tavecchio kick) (11-81, 5:59)	0	7
Raiders	2	12:55	M.Crabtree 26 yd. pass from D.Carr (G.Tavecchio kick) (8-85, 4:38)	0	14
Jets	2	9:08	J.Kearse 34 yd. pass from J.McCown (C.Catanzaro kick) (7-75, 3:47)	7	14
Jets	2	3:06	C.Catanzaro 46 yd. Field Goal (11-62, 4:40)	10	14
Raiders	2	0:21	M.Lynch 2 yd. run (G.Tavecchio kick) (3-4, 1:29)	10	21
Jets	3	7:10	C.Catanzaro 40 yd. Field Goal (12-45, 7:50)	13	21
Raiders	3	3:31	C.Patterson 43 yd. run (G.Tavecchio kick) (7-84, 3:39)	13	28
Raiders	4	12:49	J.Richard 52 yd. run (G.Tavecchio kick) (4-79, 2:00)	13	35
Raiders	4	12:27	M.Crabtree 1 yd. pass from D.Carr (G.Tavecchio kick) (1-18, 0:10)	13	42
Jets	4	8:42	J.Kearse 11 yd. pass from J.McCown (C.Catanzaro kick) (10-75, 3:45)	20	42
Raiders	4	0:25	G.Tavecchio 29 yd. Field Goal (12-37, 8:17)	20	45

### TEAM STATS

	Jets	Raiders
First Downs	17	21
Time of Possession	28:58	31:02
Net Yards Rushing	126	180
Net Yards Passing	145	230
Total Net Yards	271	410
Penalties/Yards	5-47	9-79
Fumbles/Lost	2-2	1-0

### INDIVIDUAL STATS

#### PASSING

NYJ.: J.McCown 17-25-166 (2 TD, 0 INT)  
Oak.: D.Carr 23-28-230 (3 TD, 0 INT)

#### RUSHING

NYJ.: M.Forte 9-53, J.McCown 4-31, E.McGuire 6-29, B.Powell 6-13  
Oak.: J.Richard 6-58 (TD), C.Patterson 3-57 (TD), M.Lynch 12-45 (TD), D.Washington 6-20

#### RECEIVING

NYJ.: J.Kearse 4-64 (2 TD), M.Forte 4-38, J.Kerley 3-14, R.Anderson 2-28, N.Sterling 1-8, E.McGuire 1-7, W.Tye 1-4, C.Peake 1-3  
Oak.: M.Crabtree 6-80 (3 TD), A.Cooper 4-33, J.Cook 4-25, D.Washington 3-15, J.Richard 2-51, L.Smith 1-9, C.Walford 1-7, C.Patterson 1-6, M.Lynch 1-4

#### INTERCEPTIONS

NYJ.: None  
Oak.: None

#### SACKS

NYJ.: None  
Oak.: K.Mack 1-9, M.Edwards 1.5-3, D.Autry 0.5-2, K.Joseph 1-7

#### PUNTING

NYJ.: L.Edwards 3-119 (39.7)  
Oak.: M.King 3-166 (55.3)

#### PUNT RETURNS

NYJ.: K.Raymond 2-11 (5.5)  
Oak.: J.Richard 1-13 (13.0)

#### KICKOFF RETURNS

NYJ.: K.Raymond 1-40 (40.0), J.Jenkins 1-7 (7.0)  
Oak.: C.Patterson 3-70 (23.3)



# GAME SUMMARIES



## WEEK 3



### OAKLAND RAIDERS 10 WASHINGTON REDSKINS 27

Sept. 24, 2017 | FedExField | 77,123

Team	1	2	3	4	Final
Oakland	0	0	7	3	10
Washington	7	7	7	6	27

#### SCORING SUMMARY

Team	Qtr.	Time	Play Description	Vis.	Home
Redskins	1	9:43	C.Thompson 22 yd. pass from K.Cousins (D.Hopkins kick) (8-67, 4:29)	0	7
Redskins	2	3:48	V.Davis 18 yd. pass from K.Cousins (D.Hopkins kick) (11-72, 6:10)	0	14
Redskins	3	10:37	J.Doctson 52 yd. pass from K.Cousins (D.Hopkins kick) (7-75, 4:23)	0	21
Raiders	3	3:52	J.Cook 21 yd. pass from D.Carr (G.Tavecchio kick) (2-18, 0:47)	7	21
Redskins	4	14:58	D.Hopkins 23 yd. Field Goal (7-70, 3:54)	7	24
Raiders	4	11:54	G.Tavecchio 22 yd. Field Goal (4-8, 0:22)	10	24
Redskins	4	6:02	D.Hopkins 28 yd. Field Goal (9-65, 5:52)	10	27

#### TEAM STATS

	Raiders	Redskins
First Downs	7	18
Time of Possession	21:54	38:06
Net Yards Rushing	32	116
Net Yards Passing	96	356
Total Net Yards	128	472
Penalties/Yards	4-35	10-77
Fumbles/Lost	1-1	2-2

#### INDIVIDUAL STATS

##### PASSING

Oak.: D.Carr 19-31-118 (TD, 2 INT)  
Was.: K.Cousins 25-30-365 (3 TD, 0 INT)

##### RUSHING

Oak.: M.Lynch 6-18, C.Patterson 2-5, D.Carr 2-5, J.Richard 2-4  
Was.: S.Perine 19-49, C.Thompson 8-38, M.Brown 6-27, K.Cousins 1-2

##### RECEIVING

Oak.: D.Washington 5-24, J.Cook 4-43 (TD), S.Roberts 4-20, M.Lynch 1-8, M.Crabtree 1-7, C.Patterson 1-7, A.Cooper 1-6, J.Richard 1-4, C.Walford 1-(-1)  
Was.: C.Thompson 6-150 (TD), J.Crowder 6-52, V.Davis 5-58 (TD), R.Grant 3-31, T.Pryor 2-19, J.Doctson 1-52, S.Perine 1-6, N.Paul 1-(-3)

##### INTERCEPTIONS

Oak.: None  
Was.: M.Nicholson 1-0, K.Fuller 1-0

##### SACKS

Oak.: K.Mack 1-9  
Was.: R.Kerrigan 1-5, P.Smith 1-3, M.Ioannidis 0.5-4, J.Allen 1-7, J.Galette 0.5-3

##### PUNTING

Oak.: M.King 7-369 (52.7)  
Was.: T.Way 5-221 (44.2)

##### PUNT RETURNS

Oak.: J.Richard 2-4 (2.0)  
Was.: J.Crowder 4-23 (5.8)

##### KICKOFF RETURNS

Oak.: C.Patterson 1-27  
Was.: None



## WEEK 4



### OAKLAND RAIDERS 10 DENVER BRONCOS 16

Oct. 1, 2017 | Sports Authority Field at Mile High | 76,909

Team	1	2	3	4	Final
Oakland	0	7	0	3	10
Denver	10	0	6	0	16

#### SCORING SUMMARY

Team	Qtr.	Time	Play Description	Vis.	Home
Broncos	1	8:11	A.Derby 22 yd. pass from T.Siemian (B.McManus kick) (7-88, 3:17)	0	7
Broncos	1	1:09	B.McManus 28 yd. Field Goal (8-79, 4:08)	0	10
Raiders	2	3:36	J.Holton 64 yd. pass from D.Carr (G.Tavecchio kick) (5-99, 2:23)	7	10
Broncos	3	9:40	B.McManus 36 yd. Field Goal (6-55, 3:08)	7	13
Broncos	3	5:06	B.McManus 46 yd. Field Goal (5-3, 2:07)	7	16
Raiders	4	5:23	G.Tavecchio 38 yd. Field Goal (9-73, 3:07)	10	16

#### TEAM STATS

	Raiders	Broncos
First Downs	11	16
Time of Possession	27:03	32:57
Net Yards Rushing	24	143
Net Yards Passing	230	155
Total Net Yards	254	298
Penalties/Yards	7-75	6-40
Fumbles/Lost	0-0	2-0

#### INDIVIDUAL STATS

##### PASSING

Oak.: D.Carr 10-18-143 (1 TD, 0 INT), E.Manuel 11-17-106 (0 TD, 1 INT)  
Den.: T.Siemian 16-26-179 (1 TD, 0 INT)

##### RUSHING

Oak.: M.Lynch 9-12, J.Richard 2-7, D.Washington 1-4, C.Patterson 1-2, J.Olawale 1-2, M.King 1-(-3)  
Den.: C.Anderson 20-95, J.Charles 5-33, D.Booker 3-14, T.Siemian 4-1

##### RECEIVING

Oak.: C.Patterson 6-33, S.Roberts 4-49, J.Cook 3-46, L.Smith 2-15, J.Olawale 2-13, A.Cooper 2-9, J.Holton 1-64 (TD), J.Richard 1-20  
Den.: A.Derby 4-75, E.Sanders 4-27, C.Anderson 4-17, B.Fowler 2-35, J.Charles 1-14, D.Thomas 1-11

##### INTERCEPTIONS

Oak.: None  
Den.: None

##### SACKS

Oak.: K.Mack 2-10, M.Edwards 1-10, B.Irvin 1-4  
Den.: D.Wolfe 1-8, V.Miller 1-7, S.Harris 1-4

##### PUNTING

Oak.: M.King 6-306 (51.0)  
Den.: R.Dixon 6-271 (45.2)

##### PUNT RETURNS

Oak.: J.Richard 2-8 (4.0)  
Den.: I.McKenzie 5-38 (7.6)

##### KICKOFF RETURNS

Oak.: C.Patterson 2-70 (35.0), J.Feliciano 1-15 (15.0)  
Den.: I.McKenzie 1-12 (12.0)



# GAME SUMMARIES

## WEEK 5



### BALTIMORE RAVENS 30 OAKLAND RAIDERS 17



Oct. 8, 2017 | Oakland-Alameda County Coliseum | 54,980

Team	1	2	3	4	Final
Baltimore	14	10	0	6	30
Oakland	3	7	7	0	17

### SCORING SUMMARY

Team	Qtr.	Time	Play Description	Vis.	Home
Ravens	1	12:45	V.Mayle 2 yd. run (J.Tucker kick) (5-75, 2:15)	7	0
Ravens	1	11:10	J.Smith 47 yd. fumble return (J.Tucker kick)	14	0
Raiders	1	5:07	G.Tavecchio 32 yd. Field Goal (12-61, 6:03)	14	3
Ravens	2	11:57	J.Allen 1 yd. run (J.Tucker kick) (15-75, 8:10)	21	3
Raiders	2	9:11	M.Crabtree 41 yd. pass from E.Manuel (G.Tavecchio kick) (6-75, 2:46)	21	10
Ravens	2	5:18	J.Tucker 22 yd. Field Goal (8-70, 3:53)	24	10
Raiders	3	3:46	M.Lynch 3 yd. run (G.Tavecchio kick) (12-65, 4:42)	24	17
Ravens	4	13:10	J.Tucker 21 yd. Field Goal (12-72, 5:36)	27	17
Ravens	4	2:24	J.Tucker 44 yd. Field Goal (13-54, 6:26)	30	17

### TEAM STATS

	Ravens	Raiders
First Downs	19	15
Time of Possession	33:43	26:17
Net Yards Rushing	143	108
Net Yards Passing	222	137
Total Net Yards	365	245
Penalties/Yards	1-5	3-24
Fumbles/Lost	1-0	1-1

### INDIVIDUAL STATS

#### PASSING

Bal.: J.Flacco 19-26-222 (0 TD, 0 INT)  
Oak.: E.Manuel 13-26-159 (1 TD, 0 INT)

#### RUSHING

Bal.: J.Allen 21-73 (TD), A.Collins 12-55, T.West 2-17, V.Mayle 1-2 (TD), J.Flacco 3-(-4)  
Oak.: M.Lynch 12-43 (TD), J.Richard 9-37, E.Manuel 2-15, J.Olawale 2-13

#### RECEIVING

Bal.: J.Maclin 6-43, J.Allen 4-12, M.Wallace 3-133, B.Perriman 2-15, B.Watson 2-2, N.Boyle 1-9, M.Campanaro 1-8  
Oak.: M.Crabtree 6-82 (TD), J.Cook 3-25, S.Roberts 2-34, M.Lynch 1-10, A.Cooper 1-8

#### INTERCEPTIONS

Bal.: None  
Oak.: None

#### SACKS

Bal.: T.Suggs 1-6, T.Jefferson 1-8, A.Levin Sr. 1-8  
Oak.: None

#### PUNTING

Bal.: S.Koch 3-117 (39.0)  
Oak.: M.King 4-197 (49.3)

#### PUNT RETURNS

Bal.: M.Campanaro 2-19 (9.5)  
Oak.: J.Richard 1-7 (7.0)

#### KICKOFF RETURNS

Bal.: None  
Oak.: C.Patterson 1-31 (31.0)

## WEEK 6



### LOS ANGELES CHARGERS 17 OAKLAND RAIDERS 16



Oct. 15, 2017 | Oakland-Alameda County Coliseum | 54,685

Team	1	2	3	4	Final
Los Angeles	0	7	0	10	17
Oakland	7	3	0	6	16

### SCORING SUMMARY

Team	Qtr.	Time	Play Description	Vis.	Home
Raiders	1	5:04	M.Crabtree 23 yd. pass from D.Carr (G.Tavecchio kick) (11-62, 6:05)	0	7
Chargers	2	1:44	M.Gordon 1 yd. run (N.Novak kick) (15-82, 6:41)	7	7
Raiders	2	0:00	G.Tavecchio 44 yd. Field Goal (7-34, 1:44)	7	10
Chargers	4	10:19	M.Gordon 6 yd. pass from P.Rivers (N.Novak kick) (10-59, 4:38)	14	10
Raiders	4	7:51	C.Patterson 47 yd. run (kick failed, wl) (4-65, 2:28)	14	16
Chargers	4	0:00	N.Novak 32 yd. Field Goal (11-78, 4:09)	17	16

### TEAM STATS

	Chargers	Raiders
First Downs	20	15
Time of Possession	32:03	27:57
Net Yards Rushing	80	109
Net Yards Passing	263	165
Total Net Yards	343	274
Penalties/Yards	4-32	5-40
Fumbles/Lost	1-1	3-0

### INDIVIDUAL STATS

#### PASSING

LAC: P.Rivers 25-36-268 (1 TD, 0 INT)  
Oak.: D.Carr 21-30-171 (1 TD, 2 INT)

#### RUSHING

LAC: M.Gordon 25-83 (TD), A.Ekeler 1-1, P.Rivers 2-(-4)  
Oak.: M.Lynch 13-63, C.Patterson 3-55 (TD), J.Richard 2-(-1), D.Washington 3-(-8)

#### RECEIVING

LAC: M.Gordon 9-67 (TD), H.Henry 5-90, K.Allen 5-45, Ty.Williams 3-27, A.Gates 1-16, M.Williams 1-15, A.Ekeler 1-8  
Oak.: M.Crabtree 6-52 (TD), A.Cooper 5-28, S.Roberts 3-35, J.Richard 3-27, J.Cook 2-14, D.Washington 1-10, C.Patterson 1-5

#### INTERCEPTIONS

LAC: Tr.Williams 1-21, H.Pullard 1-1  
Oak.: None

#### SACKS

LAC: J.Bosa 1-6  
Oak.: B.Irvin 1-5

#### PUNTING

LAC: D.Kaser 4-223 (55.8)  
Oak.: M.King 4-226 (56.5)

#### PUNT RETURNS

LAC: T.Benjamin 2-6 (3.0)  
Oak.: J.Richard 3-18 (6.0)

#### KICKOFF RETURNS

LAC: D.King 1-20 (20.0)  
Oak.: C.Patterson 1-39 (39.0), J.Richard 2-29 (14.5)



# GAME SUMMARIES

## WEEK 7



### KANSAS CITY CHIEFS 30 OAKLAND RAIDERS 31

Oct. 19, 2017 | Oakland-Alameda County Coliseum | 55,090

Team	1	2	3	4	Final
Kansas City	10	10	10	0	30
Oakland	14	0	7	10	31

### SCORING SUMMARY

Team	Qtr.	Time	Play Description	Vis.	Home
Chiefs	1	10:14	H.Butker 53 yd. Field Goal (10-40, 4:46)	3	0
Raiders	1	8:11	A.Cooper 38 yd. pass from D.Carr (G.Tavecchio kick) (4-75, 2:03)	3	7
Chiefs	1	4:17	T.Kelce 10 yd. pass from A.Smith (H.Butker kick) (7-82, 3:54)	10	7
Raiders	1	0:40	A.Cooper 45 yd. pass from D.Carr (G.Tavecchio kick) (8-75, 3:37)	10	14
Chiefs	2	8:51	T.Hill 64 yd. pass from A.Smith (H.Butker kick) (3-99, 1:32)	17	14
Chiefs	2	1:06	H.Butker 39 yd. Field Goal (10-36, 3:45)	20	14
Raiders	3	10:45	D.Washington 4 yd. run (G.Tavecchio kick) (8-85, 4:15)	20	21
Chiefs	3	7:08	A.Wilson 63 yd. pass from A.Smith (H.Butker kick) (6-75, 3:37)	27	21
Chiefs	3	0:47	H.Butker 37 yd. Field Goal (11-55, 4:15)	30	21
Raiders	4	11:53	G.Tavecchio 26 yd. Field Goal (12-67, 3:54)	30	24
Raiders	4	0:00	M.Crabtree 2 yd. pass from D.Carr (G.Tavecchio kick) (11-85, 2:25)	30	31

### TEAM STATS

	Chiefs	Raiders
First Downs	19	32
Time of Possession	30:36	29:24
Net Yards Rushing	94	88
Net Yards Passing	331	417
Total Net Yards	425	505
Penalties/Yards	8-108	10-97
Fumbles/Lost	1-0	0-0

### INDIVIDUAL STATS

#### PASSING

KC: A.Smith 25-36-342 (3 TD, 0 INT)  
Oak.: D.Carr 29-52-417 (3 TD, 0 INT)

#### RUSHING

KC: K.Hunt 18-87, T.Hill 2-7, C.Spiller 2-0  
Oak.: D.Washington 9-33 (TD), J.Richard 9-31, D.Carr 1-15, M.Lynch 2-9

#### RECEIVING

KC: T.Hill 6-125 (TD), D.Robinson 5-69, T.Kelce 4-33 (TD), K.Hunt 4-30, D.Harris 2-16, A.Wilson 1-63, R.Travis 1-3, D.Thomas 1-2, A.Hunt 1-1 (TD)  
Oak.: A.Cooper 11-210 (2 TD), J.Cook 6-107, J.Richard 4-45, M.Crabtree 3-24 (TD), D.Washington 3-7, S.Roberts 1-15, C.Patterson 1-9

#### INTERCEPTIONS

KC: None  
Oak.: None

#### SACKS

KC: None  
Oak.: K.Mack 0.5-5.5, D.Autry 0.5-5.5

#### PUNTING

KC: D.Colquitt 3-137 (45.7)  
Oak.: M.King 3-146 (48.7)

#### PUNT RETURNS

KC: T.Hill 2-13 (6.5)  
Oak.: J.Richard 1-0 (0.0)

#### KICKOFF RETURNS

KC: J.Chesson 1-20 (20.0), A.Hunt 1-17 (17.0)  
Oak.: C.Patterson 1-19 (19.0)

## WEEK 8



### OAKLAND RAIDERS BUFFALO BILLS

Oct. 29, 2017 | New Era Field | 69,599

Team	1	2	3	4	Final
Oakland	7	0	0	7	14
Buffalo	0	14	6	14	34

### SCORING SUMMARY

Team	Qtr.	Time	Play Description	Vis.	Home
Raiders	1	9:28	J.Olawale 1 yd. run (G.Tavecchio kick) (13-81, 5:32)	7	0
Bills	2	8:46	A.Holmes 6 yd. pass from T.Taylor (S.Hauschka kick) (9-64, 4:40)	7	7
Bills	2	0:32	M.Milano 40 yd. fumble return (S.Hauschka kick)	7	14
Bills	3	11:44	S.Hauschka 35 yd. Field Goal (4--3, 1:22)	7	17
Bills	3	8:18	S.Hauschka 44 yd. Field Goal (6-15, 2:23)	7	20
Bills	4	14:57	T.Taylor 1 yd. run (S.Hauschka kick) (12-80, 7:19)	7	27
Raiders	4	10:50	D.Washington 4 yd. pass from D.Carr (G.Tavecchio kick) (9-75, 4:07)	14	27
Bills	4	3:12	L.McCoy 48 yd. run (S.Hauschka kick) (1-48, 0:09)	14	34

### TEAM STATS

	Raiders	Bills
First Downs	23	17
Time of Possession	24:23	35:37
Net Yards Rushing	54	166
Net Yards Passing	313	165
Total Net Yards	367	331
Penalties/Yards	6-50	11-95
Fumbles/Lost	4-2	0-0

### INDIVIDUAL STATS

#### PASSING

Oak.: D.Carr 31-49-313 (1 TD, 2 INT)  
Buf.: T.Taylor 20-27-165 (1 TD, 0 INT)

#### RUSHING

Oak.: D.Washington 6-29, J.Richard 5-21, A.Cooper 1-4, J.Olawale 2-3 (TD)  
Buf.: L.McCoy 27-151 (TD), M.Tolbert 4-14, T.Taylor 6-1 (TD)

#### RECEIVING

Oak.: D.Washington 8-62 (TD), M.Crabtree 5-83, A.Cooper 5-48, J.Richard 5-35, J.Cook 4-57, C.Patterson 3-7, L.Smith 1-21  
Buf.: L.McCoy 6-22, A.Holmes 3-51 (TD), Z.Jones 3-32, J.Matthews 3-21, B.Tate 1-24, L.Thomas 1-7, N.O'Leary 1-5, D.Thompson 1-5, M.Tolbert 1-(2)

#### INTERCEPTIONS

Oak.: None  
Buf.: T.Elston 1-22, M.Hyde 1-2

#### SACKS

Oak.: None  
Buf.: None

#### PUNTING

Oak.: M.King 4-153 (38.3)  
Buf.: C.Schmidt 5-226 (45.2)

#### PUNT RETURNS

Oak.: J.Richard 2-11 (5.5)  
Buf.: B.Tate 2-17 (8.5)

#### KICKOFF RETURNS

Oak.: J.Richard 3-16 (5.3), C.Patterson 1-43 (43.0)  
Buf.: None



# GAME SUMMARIES

## WEEK 9



### OAKLAND RAIDERS 27 MIAMI DOLPHINS 24

Nov. 5, 2017 | Hard Rock Stadium | 65,139

Team	1	2	3	4	Final
Oakland	3	10	7	7	27
Miami	0	9	7	8	24

#### SCORING SUMMARY

Team	Qtr.	Time	Play Description	Vis.	Home
Raiders	1	7:31	G.Tavecchio 36 yd. Field Goal (12-58, 7:29)	3	0
Dolphins	2	10:37	D.Williams 10 yd. pass from J.Cutler (kick failed, hlu) (10-82, 5:35)	3	6
Raiders	2	3:26	J.Holton 44 yd. pass from D.Carr (G.Tavecchio kick) (6-81, 4:02)	10	6
Dolphins	2	0:32	C.Parkey 49 yd. Field Goal (8-49, 2:54)	10	9
Raiders	2	0:00	G.Tavecchio 53 yd. Field Goal (5-42, 0:32)	13	9
Raiders	3	9:23	M.Lynch 22 yd. run (G.Tavecchio kick) (6-67, 3:24)	20	9
Dolphins	3	6:34	J.Landry 6 yd. pass from J.Cutler (C.Parkey kick) (7-75, 2:49)	20	16
Raiders	4	4:37	M.Lynch 3 yd. run (G.Tavecchio kick) (6-87, 2:44)	27	16
Dolphins	4	1:32	J.Thomas 15 yd. pass from J.Cutler (K.Drake run) (5-83, 0:22)	27	24

#### TEAM STATS

	Raiders	Dolphins
First Downs	20	23
Time of Possession	30:56	29:04
Net Yards Rushing	84	86
Net Yards Passing	295	309
Total Net Yards	379	395
Penalties/Yards	10-105	11-107
Fumbles/Lost	3-1	2-1

#### INDIVIDUAL STATS

##### PASSING

Oak.: D.Carr 21-30-300 (1 TD, 1 INT)  
Mia.: J.Cutler 34-42-311 (3 TD, 0 INT)

##### RUSHING

Oak.: M.Lynch 14-57 (2 TD), D.Washington 4-16, J.Richard 5-14, D.Carr 4-(-3)  
Mia.: K.Drake 9-69, D.Williams 7-14, M.Gray 1-3

##### RECEIVING

Oak.: J.Cook 8-126, A.Cooper 4-58, M.Crabtree 3-40, S.Roberts 2-28, M.Lynch 2-6, J.Holton 1-44 (TD), D.Washington 1-(-2)  
Mia.: J.Thomas 6-84 (TD), D.Williams 6-47 (TD), K.Drake 6-35, J.Landry 6-32 (TD), D.Parker 5-76, K.Stills 3-28, A.Fasano 2-9

##### INTERCEPTIONS

Oak.: None  
Mia.: R.Jones 1-0

##### SACKS

Oak.: B.Irvin 0.5-1, M.Edwards 0.5-1  
Mia.: N.Suh 1-5

##### PUNTING

Oak.: M.King 3-140 (46.7)  
Mia.: M.Haack 5-221 (44.2)

##### PUNT RETURNS

Oak.: J.Richard 2-21 (10.5)  
Mia.: J.Grant 1-5 (5.0)

##### KICKOFF RETURNS

Oak.: C.Patterson 2-61 (30.5)  
Mia.: J.Grant 2-47 (23.5)

## WEEK 11



### NEW ENGLAND PATRIOTS 33 OAKLAND RAIDERS 8

Nov. 19, 2017 | Estadio Azteca | 77,357

Team	1	2	3	4	Final
New England	7	10	13	3	33
Oakland	0	0	0	8	8

#### SCORING SUMMARY

Team	Qtr.	Time	Play Description	Vis.	Home
Patriots	1	4:09	D.Lewis 15 yd. pass from T.Brady (S.Gostkowski kick) (15-87, 7:07)	7	0
Patriots	2	5:23	D.Amendola 5 yd. pass from T.Brady (S.Gostkowski kick) (9-80, 3:32)	14	0
Patriots	2	0:00	S.Gostkowski 62 yd. Field Goal (5-48, 0:33)	17	0
Patriots	3	14:06	B.Cooks 64 yd. pass from T.Brady (S.Gostkowski kick) (3-75, 0:54)	24	0
Patriots	3	7:04	S.Gostkowski 51 yd. Field Goal (8-47, 3:57)	27	0
Patriots	3	2:03	S.Gostkowski 40 yd. Field Goal (5-22, 2:36)	30	0
Raiders	4	11:43	A.Cooper 9 yd. pass from D.Carr (D.Carr-M.Crabtree pass) (13-75, 5:20)	30	8
Patriots	4	8:15	S.Gostkowski 29 yd. Field Goal (8-59, 3:28)	33	8

#### TEAM STATS

	Patriots	Raiders
First Downs	25	21
Time of Possession	27:37	32:23
Net Yards Rushing	89	109
Net Yards Passing	331	235
Total Net Yards	420	344
Penalties/Yards	2-10	8-66
Fumbles/Lost	1-0	1-1

#### INDIVIDUAL STATS

##### PASSING

NE: T.Brady 30-37-339 (3 TD, 0 INT)  
Oak.: D.Carr 28-49-237 (1 TD, 1 INT)

##### RUSHING

NE: D.Lewis 10-60, R.Burkhead 5-16, J.White 5-13  
Oak.: M.Lynch 11-67, J.Richard 4-19, J.Olawale 3-16, D.Washington 3-7

##### RECEIVING

NE: D.Amendola 8-66 (TD), B.Cooks 6-149 (TD), D.Lewis 4-28 (TD), R.Burkhead 4-21, R.Gronkowski 3-36, M.Bennett 3-15, D.Allen 2-24  
Oak.: M.Crabtree 6-51, S.Roberts 5-36, C.Patterson 4-45, A.Cooper 3-28 (TD), J.Cook 2-36, D.Washington 2-12, J.Richard 2-9, J.Olawale 2-6, M.Lynch 1-10, C.Walford 1-4

##### INTERCEPTIONS

NE: D.Harmon 1-0  
Oak.: None

##### SACKS

NE: T.Flowers 0.5-1, K.Van Noy 0.5-1  
Oak.: K.Mack 1-8

##### PUNTING

NE: R.Allen 2-95 (47.5)  
Oak.: M.King 3-137 (45.7)

##### PUNT RETURNS

NE: None  
Oak.: None

##### KICKOFF RETURNS

NE: D.McCourty 1-12 (12.0)  
Oak.: D.Washington 1-16 (16.0)





# GAME SUMMARIES



## WEEK 12



### DENVER BRONCOS 14 OAKLAND RAIDERS 21

Nov. 26, 2017 | Oakland-Alameda County Coliseum | 54,994

Team	1	2	3	4	Final
Denver	0	0	0	14	14
Oakland	0	14	7	0	21

#### SCORING SUMMARY

Team	Qtr.	Time	Play Description	Vis.	Home
Raiders	2	8:45	A.Cooper 9 yd. pass from D.Carr (G.Tavecchio kick) (8-80, 5:21)	0	7
Raiders	2	2:49	M.Lynch 1 yd. run (G.Tavecchio kick) (8-52, 4:00)	0	14
Raiders	3	6:22	J.Richard 6 yd. pass from D.Carr (G.Tavecchio kick) (7-66, 4:46)	0	21
Broncos	4	10:21	C.Latimer 25 yd. pass from T.Siemian (B.McManus kick) (10-93, 3:48)	7	21
Broncos	4	2:39	B.Fowler 22 yd. pass from T.Siemian (B.McManus kick) (12-75, 3:07)	14	21

#### TEAM STATS

	Broncos	Raiders
First Downs	12	21
Time of Possession	24:06	35:54
Net Yards Rushing	56	104
Net Yards Passing	160	244
Total Net Yards	216	348
Penalties/Yards	9-75	7-68
Fumbles/Lost	1-0	1-1

#### INDIVIDUAL STATS

##### PASSING

Den.: T.Siemian 11-21-149 (2 TD, 0 INT), P.Lynch 9-14-41 (0 TD, 1 INT)  
Oak.: D.Carr 18-24-253 (2 TD, 0 INT)

##### RUSHING

Den.: P.Lynch 2-17, C.Anderson 5-12, D.Booker 6-11, T.Siemian 2-9, A.Janovich 1-4, J.Charles 1-3  
Oak.: M.Lynch 26-67 (TD), D.Washington 6-23, J.Richard 2-17, D.Carr 3(-)-3

##### RECEIVING

Den.: D.Thomas 5-18, C.Latimer 3-48 (TD), B.Fowler 3-33 (TD), E.Sanders 3-12, D.Booker 2-22, J.Charles 2-7, A.Traylor 1-34, V.Green 1-16  
Oak.: C.Patterson 3-72, M.Lynch 3-43, D.Washington 3-23, J.Holton 2-53, S.Roberts 2-26, J.Richard 2-13 (TD), L.Smith 1-12, A.Cooper 1-9 (TD), J.Cook 1-2

##### INTERCEPTIONS

Den.: None  
Oak.: N.Bowman 1-0

##### SACKS

Den.: V.Miller 0.5-2, S.Harris 0.5-2, S.Barrett 1-5  
Oak.: B.Irvin 2-6, D.Autry 2-17, K.Mack 1-7

##### PUNTING

Den.: R.Dixon 8-362 (45.3)  
Oak.: M.King 6-261 (43.5)

##### PUNT RETURNS

Den.: J.Taylor 1-8 (8.0)  
Oak.: J.Richard 4-25 (6.3)

##### KICKOFF RETURNS

Den.: D.Booker 1-14 (14.0)  
Oak.: C.Patterson 1-5 (5.0)



## WEEK 13



### NEW YORK GIANTS 17 OAKLAND RAIDERS 24

Dec. 3, 2017 | Oakland-Alameda County Coliseum | 54,994

Team	1	2	3	4	Final
New York	7	0	0	10	17
Oakland	7	3	0	14	24

#### SCORING SUMMARY

Team	Qtr.	Time	Play Description	Vis.	Home
Raiders	1	12:26	M.Lynch 51 yd. run (G.Tavecchio kick) (3-60, 1:31)	0	7
Giants	1	0:06	O.Darkwa 1 yd. run (A.Rosas kick) (11-74, 5:16)	7	7
Raiders	2	3:37	G.Tavecchio 39 yd. Field Goal (12-47, 5:16)	7	10
Raiders	4	10:18	D.Washington 9 yd. run (G.Tavecchio kick) (8-79, 4:42)	7	17
Giants	4	5:16	E.Ingram 10 yd. pass from G.Smith (A.Rosas kick) (9-88, 5:02)	14	17
Raiders	4	3:23	J.Holton 9 yd. pass from D.Carr (G.Tavecchio kick) (4-68, 1:53)	14	24
Giants	4	1:38	A.Rosas 52 yd. Field Goal (9-46, 1:45)	17	24

#### TEAM STATS

	Giants	Raiders
First Downs	15	18
Time of Possession	28:41	31:19
Net Yards Rushing	65	119
Net Yards Passing	200	282
Total Net Yards	265	401
Penalties/Yards	1-5	6-42
Fumbles/Lost	2-2	4-1

#### INDIVIDUAL STATS

##### PASSING

NYG: G.Smith 21-24-212 (1 TD, 0 INT)  
Oak.: D.Carr 22-36-287 (1 TD, 0 INT)

##### RUSHING

NYG: O.Darkwa 14-32 (TD), G.Smith 3-13, P.Perkins 3-12, W.Gallman 3-11, S.Vereen 1(-)-3  
Oak.: M.Lynch 17-101 (TD), D.Washington 6-16 (TD), J.Olawale 1-9, J.Richard 1-4, C.Patterson 2-1, D.Carr 1(-)-1, M.King 1(-)-11

##### RECEIVING

NYG: E.Ingram 7-99 (TD), T.King 4-23, S.Shepard 3-56, S.Vereen 3-13, R.Lewis 1-9, W.Gallman 1-8, R.Ellison 1-5, O.Darkwa 1(-)-1  
Oak.: S.Roberts 5-46, C.Patterson 4-97, C.Walford 4-57, J.Holton 3-39 (TD), M.Lynch 2-20, J.Olawale 2-14, J.Cook 1-9, J.Richard 1-5

##### INTERCEPTIONS

NYG: None  
Oak.: None

##### SACKS

NYG: C.Munson 1-5  
Oak.: B.Irvin 1-2, K.Mack 1-7, D.Autry 1-3

##### PUNTING

NYG: B.Wing 7-339 (48.4)  
Oak.: M.King 4-200 (50.0)

##### PUNT RETURNS

NYG: K.Raymond 2-10 (5.0)  
Oak.: J.Richard 4-23 (5.8)

##### KICKOFF RETURNS

NYG: K.Raymond 2-32 (16.0)  
Oak.: D.Washington 2-29 (14.5)



# GAME SUMMARIES

## WEEK 14



### OAKLAND RAIDERS 15 KANSAS CITY CHIEFS 26

Dec. 10, 2017 | Arrowhead Stadium | 74,461

Team	1	2	3	4	Final
Oakland	0	0	0	15	15
Kansas City	3	13	10	0	26

#### SCORING SUMMARY

Team	Qtr.	Time	Play Description	Vis.	Home
Chiefs	1	9:22	H.Butker 53 yd. Field Goal (8-23, 4:07)	0	3
Chiefs	2	14:57	K.Hunt 1 yd. run (H.Butker kick) (14-86, 7:03)	0	10
Chiefs	2	10:48	H.Butker 29 yd. Field Goal (7-52, 2:31)	0	13
Chiefs	2	1:41	H.Butker 33 yd. Field Goal (9-61, 4:51)	0	16
Chiefs	3	11:01	H.Butker 40 yd. Field Goal (9-53, 3:59)	0	19
Chiefs	3	3:22	C.West 13 yd. run (H.Butker kick) (4-38, 1:51)	0	26
Raiders	4	8:51	M.Lynch 22 yd. run (G.Tavecchio kick) (6-67, 2:28)	7	26
Raiders	4	7:09	J.Cook 29 yd. pass from D.Carr (D.Carr-M.Crabtree pass) (4-43, 1:42)	15	26

#### TEAM STATS

	Raiders	Chiefs
First Downs	15	23
Time of Possession	23:20	36:40
Net Yards Rushing	70	165
Net Yards Passing	198	243
Total Net Yards	268	408
Penalties/Yards	7-39	7-69
Fumbles/Lost	1-1	0-0

#### INDIVIDUAL STATS

##### PASSING

Oak.: D.Carr 24-41-211 (1 TD, 2 INT)  
KC: A.Smith 20-34-268 (0 TD, 1 INT)

##### RUSHING

Oak.: M.Lynch 7-61 (TD), D.Washington 4-9  
KC: K.Hunt 25-116 (TD), C.West 3-25 (TD), A.Smith 5-24

##### RECEIVING

Oak.: M.Crabtree 7-60, J.Cook 5-75 (TD), S.Roberts 3-24, C.Patterson 3-8, J.Holton 2-18, C.Walford 2-13, D.Washington 1-10, M.Lynch 1-3  
KC: T.Kelce 7-74, A.Wilson 5-72, T.Hill 4-75, K.Hunt 3-22, D.Harris 1-25

##### INTERCEPTIONS

Oak.: K.Joseph 1(-1)  
KC: S.Terrell 1-8, T.Mitchell 1-0

##### SACKS

Oak.: N.Bowman 1-4, K.Mack 1-12, B.Irvin 2-9  
KC: J.Houston 1-6, J.Jenkins 1-0, C.Jones 1-7

##### PUNTING

Oak.: M.King 7-286 (409)  
KC: D.Colquitt 3-103 (34.3)

##### PUNT RETURNS

Oak.: None  
KC: T.Hill 3-17 (5.7)

##### KICKOFF RETURNS

Oak.: None  
KC: D.Thomas 1-20 (20.0)

## WEEK 15



### DALLAS COWBOYS 20 OAKLAND RAIDERS 17

Dec. 17, 2017 | Oakland-Alameda County Coliseum | 55,372

Team	1	2	3	4	Final
Dallas	3	7	7	3	20
Oakland	0	0	10	7	17

#### SCORING SUMMARY

Team	Qtr.	Time	Play Description	Vis.	Home
Cowboys	1	4:56	D.Bailey 45 yd. Field Goal (9-41, 4:08)	3	0
Cowboys	2	14:04	R.Smith 1 yd. run (D.Bailey kick) (8-65, 4:45)	10	0
Raiders	3	8:03	M.Crabtree 2 yd. pass from D.Carr (G.Tavecchio kick) (11-90, 6:57)	10	7
Raiders	3	6:14	G.Tavecchio 39 yd. Field Goal (4-1, 1:00)	10	10
Cowboys	3	0:45	D.Prescott 5 yd. run (D.Bailey kick) (11-75, 5:29)	17	10
Raiders	4	10:35	M.Crabtree 2 yd. pass from D.Carr (G.Tavecchio kick) (10-53, 5:10)	17	17
Cowboys	4	1:44	D.Bailey 19 yd. Field Goal (11-69, 4:46)	20	17

#### TEAM STATS

	Cowboys	Raiders
First Downs	21	19
Time of Possession	32:20	27:40
Net Yards Rushing	126	122
Net Yards Passing	204	171
Total Net Yards	330	293
Penalties/Yards	7-100	14-105
Fumbles/Lost	0-0	4-1

#### INDIVIDUAL STATS

##### PASSING

Dal.: D.Prescott 18-27-212 (0 TD, 2 INT)  
Oak.: D.Carr 21-38-171 (2 TD, 0 INT)

##### RUSHING

Dal.: A.Morris 16-61, D.Prescott 6-32 (TD), C.Jones 1-24, R.Smith 7-13, D.Bryant 1(-4)  
Oak.: M.Lynch 16-76, D.Carr 4-47, D.Washington 2-3, C.Patterson 1(-4)

##### RECEIVING

Dal.: J.Witten 4-47, R.Smith 3-21, T.Williams 3-19, D.Bryant 2-59, A.Morris 2-0, J.Hanna 1-31, C.Beasley 1-15, K.Smith 1-12, N.Brown 1-8  
Oak.: M.Crabtree 7-39 (2 TD), S.Roberts 3-52, M.Lynch 3-16, J.Richard 2-21, J.Cook 2-17, D.Washington 2-16, C.Patterson 1-7, L.Smith 1-3

##### INTERCEPTIONS

Dal.: None  
Oak.: S.Smith 2-8

##### SACKS

Dal.: None  
Oak.: K.Mack 2-8

##### PUNTING

Dal.: C.Jones 2-86 (43.0)  
Oak.: M.King 4-182 (45.5)

##### PUNT RETURNS

Dal.: R.Switzer 2-15 (7.5)  
Oak.: None

##### KICKOFF RETURNS

Dal.: R.Switzer 1-22 (22.0)  
Oak.: C.Patterson 4-103 (25.8)



# GAME SUMMARIES



## WEEK 16



### OAKLAND RAIDERS 10

### PHILADELPHIA EAGLES 19

Dec. 25, 2017 | Lincoln Financial Field | 69,596

Team	1	2	3	4	Final
Oakland	0	7	3	0	10
Philadelphia	7	0	3	9	19

### SCORING SUMMARY

Team	Qtr.	Time	Play Description	Vis.	Home
Eagles	1	2:51	J.Ajayi 17 yd. pass from N.Foles (J.Elliott kick) (11-58, 6:16)	0	7
Raiders	2	12:36	A.Cooper 63 yd. pass from D.Carr (G.Tavecchio kick) (3-74, 1:24)	7	7
Raiders	3	10:50	G.Tavecchio 25 yd. Field Goal (8-69, 4:10)	10	7
Eagles	3	2:13	J.Elliott 35 yd. Field Goal (5-13, 1:33)	10	10
Eagles	4	0:22	J.Elliott 48 yd. Field Goal (6-21, 0:32)	10	13
Eagles	4	0:00	D.Barnett 23 yd. fumble return (run failed)	10	19

### TEAM STATS

	Raiders	Eagles
First Downs	13	12
Time of Possession	34:21	25:39
Net Yards Rushing	137	78
Net Yards Passing	137	138
Total Net Yards	274	216
Penalties/Yards	7-50	8-60
Fumbles/Lost	4-3	3-1

### INDIVIDUAL STATS

#### PASSING

Oak.: D.Carr 15-29-140 (1 TD, 2 INT)  
Phi.: N.Foles 19-38-163 (1 TD, 1 INT)

#### RUSHING

Oak.: M.Lynch 25-95, J.Richard 4-42, D.Carr 3-3, D.Washington 1-(-3)  
Phi.: J.Ajayi 14-52, C.Clement 2-14, L.Blount 5-12

#### RECEIVING

Oak.: A.Cooper 3-66 (TD), S.Roberts 3-23, L.Smith 2-16, J.Richard 2-14,  
M.Lynch 2-(-3), J.Cook 1-15, C.Patterson 1-7, D.Washington 1-2  
Phi.: Z.Ertz 9-81, N.Agholor 4-35, J.Ajayi 2-21 (TD), B.Celek 1-12,  
C.Clement 1-6, T.Smith 1-5, L.Blount 1-3

#### INTERCEPTIONS

Oak.: R.Nelson 1-3  
Phi.: P.Robinson 1-19, R.Darby 1-0

#### SACKS

Oak.: D.Autry 1-16, J.Ward 1-9  
Phi.: C.Long 1-3

#### PUNTING

Oak.: M. King 5-207 (41.4)  
Phi.: D.Jones 8-334 (41.8)

#### PUNT RETURNS

Oak.: J.Richard 2-20 (10.0)  
Phi.: K.Barner 3-18 (6.0)

#### KICKOFF RETURNS

Oak.: D.Washington 2-41 (20.5), J.Richard 2-28 (14.0)  
Phi.: None




**LAST WEEK'S  
GAME**

**EAGLES**

4	Jake Elliott	K
7	Nate Sudfeld	QB
8	Donnie Jones	P
9	Nick Foles	QB
10	Mack Hollins	WR
13	Nelson Agholor	WR
14	Marcus Johnson	WR
17	Alshon Jeffery	WR
18	Shelton Gibson	WR
21	Patrick Robinson	CB
23	Rodney McLeod	S
24	Corey Graham	S
26	Jaylen Watkins	S
27	Malcolm Jenkins	S
28	Wendell Smallwood	RB
29	LeGarrette Blount	RB
30	Corey Clement	RB
31	Jalen Mills	CB
32	Rasul Douglas	CB
36	Jay Ajayi	RB
38	Kenjon Barner	RB
41	Ronald Darby	CB
45	Rick Lovato	LS
47	Nathan Gerry	LB
50	Bryan Braman	DE
51	Steven Means	DE
52	Najee Goode	LB
53	Nigel Bradham	LB
54	Kamu Grugier-Hill	LB
55	Brandon Graham	DE
56	Chris Long	DE
57	Dannell Ellerbe	LB
59	Joe Walker	LB
61	Stefen Wisniewski	C/G
62	Jason Kelce	C
65	Lane Johnson	T
66	Will Beatty	T
67	Chance Warmack	G
72	Halapoulivaati Vaitai	T
73	Isaac Seumalo	G
75	Vinny Curry	DE
79	Brandon Brooks	G
82	Torrey Smith	WR
86	Zach Ertz	TE
87	Brent Celek	TE
88	Trey Burton	TE
91	Fletcher Cox	DT
93	Tim Jernigan	DT
94	Beau Allen	DT
95	Mychal Kendricks	LB
96	Derek Barnett	DE
97	Destiny Vaeao	DT
98	Elijah Qualls	DT



**PHILADELPHIA EAGLES vs. OAKLAND RAIDERS**  
**MONDAY, DECEMBER 25, 2017 • 8:30 PM**  
**LINCOLN FINANCIAL FIELD**



**EAGLES OFFENSE**

WR	17	Alshon Jeffery	14	Marcus Johnson
LT	72	Halapoulivaati Vaitai	73	Isaac Seumalo
LG	61	Stefen Wisniewski	67	Chance Warmack
C	62	Jason Kelce	61	Stefen Wisniewski
RG	79	Brandon Brooks	73	Isaac Seumalo
RT	65	Lane Johnson	66	Will Beatty
TE	86	Zach Ertz	87	Brent Celek
WR	13	Nelson Agholor	10	Mack Hollins
WR	82	Torrey Smith	10	Mack Hollins
RB	29	LeGarrette Blount	36	Jay Ajayi
RB	30	Corey Clement	30	Corey Clement
QB	9	Nick Foles	7	Nate Sudfeld

**EAGLES DEFENSE**

DE	75	Vinny Curry	96	Derek Barnett
DT	93	Tim Jernigan	94	Beau Allen
DT	91	Fletcher Cox	97	Destiny Vaeao
DE	55	Brandon Graham	56	Chris Long
DE	56	Jaylen Watkins	50	Bryan Braman
OLB	95	Mychal Kendricks	54	Kamu Grugier-Hill
OLB	47	Nathan Gerry	47	Nathan Gerry
MLB	59	Joe Walker	57	Dannell Ellerbe
OLB	53	Nigel Bradham	52	Najee Goode
CB	31	Jalen Mills	21	Patrick Robinson
CB	41	Ronald Darby	32	Rasul Douglas
S	23	Rodney McLeod	24	Corey Graham
S	27	Malcolm Jenkins	26	Jaylen Watkins

**RAIDERS OFFENSE**

WR	15	Michael Crabtree	10	Seth Roberts
LT	72	Donald Penn	71	David Sharpe
LG	70	Kelechi Osemele		
C	61	Rodney Hudson	76	Jon Feliciano
RG	66	Gabe Jackson	76	Jon Feliciano
RT	73	Marshall Newhouse	74	Vadal Alexander
TE	87	Jared Cook	86	Lee Smith
WR	89	Amari Cooper	84	Cordarrille Patterson
QB	4	Derek Carr	3	EJ Manuel
RB	24	Marshawn Lynch	30	Jalen Richard
FB	49	Jamize Olawale		

**RAIDERS DEFENSE**

DE	75	Vinny Curry	96	Derek Barnett
DT	93	Tim Jernigan	94	Beau Allen
DT	91	Fletcher Cox	97	Destiny Vaeao
DE	55	Brandon Graham	56	Chris Long
DE	56	Jaylen Watkins	50	Bryan Braman
OLB	95	Mychal Kendricks	54	Kamu Grugier-Hill
OLB	47	Nathan Gerry	47	Nathan Gerry
MLB	59	Joe Walker	57	Dannell Ellerbe
OLB	53	Nigel Bradham	52	Najee Goode
CB	31	Jalen Mills	21	Patrick Robinson
CB	41	Ronald Darby	32	Rasul Douglas
S	23	Rodney McLeod	24	Corey Graham
S	27	Malcolm Jenkins	26	Jaylen Watkins

**RAIDERS SPECIALISTS**

P	7	Marquette King
K	2	Giorgio Tavecchio
H	7	Marquette King
LS	59	Jon Condo
KR	84	Cordarrille Patterson
PR	30	Jalen Richard
PR	33	DeAndré Washington

**EAGLES SPECIALISTS**

P	7	Marquette King
K	2	Giorgio Tavecchio
H	7	Marquette King
LS	59	Jon Condo
KR	84	Cordarrille Patterson
PR	30	Jalen Richard
PR	33	DeAndré Washington

**EAGLES OFFICIALS**

Referee	- Ron Torbert (62)
Umpire	- Paul King (121)
Down Judge	- Sarah Thomas (53)
Line Judge	- Mark Steinkerchner (84)
Field Judge	- Aaron Santi (50)
Side Judge	- Scott Edwards (3)
Back Judge	- Greg Yette (38)
Replay Official	- Bill Spyskma

**RAIDERS OFFICIALS**

Referee	- Ron Torbert (62)
Umpire	- Paul King (121)
Down Judge	- Sarah Thomas (53)
Line Judge	- Mark Steinkerchner (84)
Field Judge	- Aaron Santi (50)
Side Judge	- Scott Edwards (3)
Back Judge	- Greg Yette (38)
Replay Official	- Bill Spyskma

**RAIDERS OFFENSE**

WR	15	Michael Crabtree	10	Seth Roberts
LT	72	Donald Penn	71	David Sharpe
LG	70	Kelechi Osemele		
C	61	Rodney Hudson	76	Jon Feliciano
RG	66	Gabe Jackson	76	Jon Feliciano
RT	73	Marshall Newhouse	74	Vadal Alexander
TE	87	Jared Cook	86	Lee Smith
WR	89	Amari Cooper	84	Cordarrille Patterson
QB	4	Derek Carr	3	EJ Manuel
RB	24	Marshawn Lynch	30	Jalen Richard
FB	49	Jamize Olawale		

**RAIDERS DEFENSE**

DE	75	Vinny Curry	96	Derek Barnett
DT	93	Tim Jernigan	94	Beau Allen
DT	91	Fletcher Cox	97	Destiny Vaeao
DE	55	Brandon Graham	56	Chris Long
DE	56	Jaylen Watkins	50	Bryan Braman
OLB	95	Mychal Kendricks	54	Kamu Grugier-Hill
OLB	47	Nathan Gerry	47	Nathan Gerry
MLB	59	Joe Walker	57	Dannell Ellerbe
OLB	53	Nigel Bradham	52	Najee Goode
CB	31	Jalen Mills	21	Patrick Robinson
CB	41	Ronald Darby	32	Rasul Douglas
S	23	Rodney McLeod	24	Corey Graham
S	27	Malcolm Jenkins	26	Jaylen Watkins

**RAIDERS SPECIALISTS**

P	7	Marquette King
K	2	Giorgio Tavecchio
H	7	Marquette King
LS	59	Jon Condo
KR	84	Cordarrille Patterson
PR	30	Jalen Richard
PR	33	DeAndré Washington

**EAGLES SPECIALISTS**

P	7	Marquette King
K	2	Giorgio Tavecchio
H	7	Marquette King
LS	59	Jon Condo
KR	84	Cordarrille Patterson
PR	30	Jalen Richard
PR	33	DeAndré Washington

**EAGLES PRONUNCIATION**

Nelson Agholor	.....AGG-uh-lor	Alshon Jeffery	.....AL-shon jeff-ree
Jay Ajayi	.....uh-JE-ee	Jason Kelce	.....uh-JE-see
Will Beatty	.....WILL-bee-tee	Mychal Kendricks	.....MICH-uhl
LeGarrette Blount	.....luh-GARE-et BLUNT	Rick Lovato	.....luh-VAH-toe
Bryan Braman	.....BRAY-min	Isaac Seumalo	.....muh-CL-oid
Brent Celek	.....SELL-ick	Wendell Smallwood	.....say-uh-MAH-oid
Corey Clement	.....CLEM-int	Destiny Vaeao	.....when-DELL
Rasul Douglas	.....RAH-sool	Halapoulivaati Vaitai	.....VIE-ow
Dannell Ellerbe	.....duh-NELL-ELL-er-bee	Halapoulivaati Vaitai	.....VIE-ow
Nathan Gerry	.....NAH-see GOOD	Stefen Wisniewski	.....STEEF-in
Najee Goode	.....NAH-see GOOD		.....wiz-NEW-ski
Kamu Grugier-Hill	.....KAH-moo GREY-jay		

**RAIDERS PRONUNCIATION**

Vadal Alexander	.....vuh-DOIL	Kelechi Osemele	.....kah-LET-oh-ee
Denico Autry	.....duh-NEE-co		oh-SEM-uh-lee
NaVorro Bowman	.....nuh-VARR-oh	Cordarrille Patterson	.....cor-DARE-uhl
Jon Feliciano	.....fuh-LEE-see-ah-no	Jalen Richard	.....JAY-lee ree-SHARD
Marquel Lee	.....mar-KELL	Giorgio Tavecchio	.....JOR-gee-oh
Shalom Luani	.....shuh-LOHM LOO-ah-nee		ta-VECK-ee-oh
Khalil Mack	.....KAH-lee	Eddie Vanderdoes	.....van-der-DOSE
Jamize Olawale	.....juh-MAZE	Jihad Ward	.....juh-HODD
	oh-lah-WALL-ee	Jylan Ware	.....JAY-lee

**RAIDERS PRONUNCIATION**

Vadal Alexander	.....vuh-DOIL	Kelechi Osemele	.....kah-LET-oh-ee
Denico Autry	.....duh-NEE-co		oh-SEM-uh-lee
NaVorro Bowman	.....nuh-VARR-oh	Cordarrille Patterson	.....cor-DARE-uhl
Jon Feliciano	.....fuh-LEE-see-ah-no	Jalen Richard	.....JAY-lee ree-SHARD
Marquel Lee	.....mar-KELL	Giorgio Tavecchio	.....JOR-gee-oh
Shalom Luani	.....shuh-LOHM LOO-ah-nee		ta-VECK-ee-oh
Khalil Mack	.....KAH-lee	Eddie Vanderdoes	.....van-der-DOSE
Jamize Olawale	.....juh-MAZE	Jihad Ward	.....juh-HODD
	oh-lah-WALL-ee	Jylan Ware	.....JAY-lee

**RAIDERS PRONUNCIATION**

Vadal Alexander	.....vuh-DOIL	Kelechi Osemele	.....kah-LET-oh-ee
Denico Autry	.....duh-NEE-co		oh-SEM-uh-lee
NaVorro Bowman	.....nuh-VARR-oh	Cordarrille Patterson	.....cor-DARE-uhl
Jon Feliciano	.....fuh-LEE-see-ah-no	Jalen Richard	.....JAY-lee ree-SHARD
Marquel Lee	.....mar-KELL	Giorgio Tavecchio	.....JOR-gee-oh
Shalom Luani	.....shuh-LOHM LOO-ah-nee		ta-VECK-ee-oh
Khalil Mack	.....KAH-lee	Eddie Vanderdoes	.....van-der-DOSE
Jamize Olawale	.....juh-MAZE	Jihad Ward	.....juh-HODD
	oh-lah-WALL-ee	Jylan Ware	.....JAY-lee

PHILADELPHIA EAGLES									
No.	Name	Pos.	Ht.	Age	Exp.	College	How Acq.		
4	Jake Elliott	K	5-9	167	22	R Memphis	PS-Cin-17		
7	Nate Sudfeld	QB	6-6	227	24	2 Indiana	FA-17		
8	Donnie Jones	P	6-2	221	37	14 LSU	FA-Hou-13		
9	Nick Foles	QB	6-6	243	28	6 Arizona	FA-KC-17		
10	Mark Hollins	WR	6-4	221	24	R North Carolina	D4a-17		
13	Nelson Agholor	WR	6-0	198	24	3 USC	D1-15		
14	Marcus Johnson	WR	6-1	204	23	1 Texas	UDFA-16		
17	Alshon Jeffery	WR	6-3	218	27	6 South Carolina	FA-Chi-17		
18	Shelton Gibson	WR	5-11	191	22	R West Virginia	D5a-17		
21	Patrick Robinson	CB	5-11	191	30	8 Florida State	FA-17		
23	Rodney McLeod	S	5-10	195	27	6 Virginia	FA-LAR-16		
24	Corey Graham	S	6-0	196	32	11 New Hampshire	FA-17		
26	Jaylen Watkins	S	5-11	194	26	3 Florida	PS-Buf-15		
27	Malcolm Jenkins	S	6-0	204	30	9 Ohio State	FA-NO-14		
28	Wendell Smallwood	RB	5-10	208	23	2 West Virginia	D5a-16		
29	LeGarrette Blount	RB	6-0	250	31	8 Oregon	FA-NE-17		
30	Corey Clement	RB	5-10	220	23	R Wisconsin	UDFA-17		
31	Jalen Mills	CB	6-0	191	23	2 LSU	D7a-16		
32	Rasul Douglas	CB	6-2	209	22	R West Virginia	D3-17		
36	Jay Ajayi	RB	6-0	223	24	3 Boise State	T-Mia-17		
38	Kenjon Barner	RB	5-9	195	27	4 Oregon	FA-17		
41	Ronald Darby	CB	5-11	193	23	3 Florida State	T-Buf-17		
45	Rick Lovato	LS	6-2	249	25	1 Old Dominion	FA-16		
47	Nathan Gerry	LB	6-2	218	22	R Nebraska	D5b-17		
50	Bryan Braman	DE	6-5	241	30	7 West Texas A&M	D1-10		
51	Steven Means	DE	6-3	263	27	3 Buffalo	PS-Hou-15		
52	Najee Goode	LB	6-0	244	28	6 West Virginia	W-TB-13		
53	Nigel Bradham	LB	6-2	241	28	6 Florida State	FA-Buf-16		
54	Kamu Grugier-Hill	LB	6-2	220	23	2 Eastern Illinois	W-NE-16		
55	Brandon Graham	DE	6-2	265	29	8 Michigan	D1-10		
56	Chris Long	DE	6-3	270	32	10 Virginia	FA-NE-17		
57	Dannel Eilerbe	LB	6-1	245	32	9 Georgia	FA-17		
59	Joe Walker	LB	6-2	236	25	2 Oregon	D7c-16		
61	Stefen Wisniewski	C/G	6-3	305	28	7 Penn State	FA-Jax-16		
62	Jason Kelce	C	6-3	295	30	7 Cincinnati	D6a-11		
65	Lane Johnson	T	6-6	317	27	5 Oklahoma	D1-13		
66	Will Beatty	T	6-6	319	32	9 Connecticut	FA-17		
67	Chance Warmack	G	6-2	323	26	5 Alabama	FA-Ten-17		
72	Halapoulivaati Vaitai	T	6-6	320	24	2 TCU	D5b-16		
73	Isaac Seumalo	G	6-4	303	24	2 Oregon State	D3-16		
75	Vinny Curry	DE	6-3	279	29	6 Marshall	D2b-12		
79	Brandon Brooks	G	6-5	335	28	6 Miami (OH)	FA-Hou-16		
82	Torrey Smith	WR	6-0	205	28	7 Maryland	FA-17		
86	Zach Ertz	TE	6-5	250	27	5 Stanford	D2-13		
87	Brent Celek	TE	6-4	255	32	11 Cincinnati	D5b-07		
88	Trey Burton	TE	6-3	235	26	4 Florida	UDFA-14		
91	Fletcher Cox	DT	6-4	310	27	6 Mississippi State	D1-12		
93	Tim Jernigan	DT	6-2	295	25	4 Florida State	T-Bal-17		
94	Beau Allen	DT	6-3	327	26	4 Wisconsin	D7-14		
95	Mychal Kendricks	LB	6-0	240	27	6 California	D2a-12		
96	Derek Barnett	DE	6-3	259	21	R Tennessee	D1-17		
97	Destiny Vaeao	DT	6-4	299	23	2 Washington State	UDFA-16		
98	Elijah Qualls	DT	6-1	321	22	R Washington	D6-17		

### PHILADELPHIA EAGLES

PHILADELPHIA EAGLES									
No.	Name	Pos.	Ht.	Age	Exp.	College	How Acq.		
4	Jake Elliott	K	5-9	167	22	R Memphis	PS-Cin-17		
7	Nate Sudfeld	QB	6-6	227	24	2 Indiana	FA-17		
8	Donnie Jones	P	6-2	221	37	14 LSU	FA-Hou-13		
9	Nick Foles	QB	6-6	243	28	6 Arizona	FA-KC-17		
10	Mark Hollins	WR	6-4	221	24	R North Carolina	D4a-17		
13	Nelson Agholor	WR	6-0	198	24	3 USC	D1-15		
14	Marcus Johnson	WR	6-1	204	23	1 Texas	UDFA-16		
17	Alshon Jeffery	WR	6-3	218	27	6 South Carolina	FA-Chi-17		
18	Shelton Gibson	WR	5-11	191	22	R West Virginia	D5a-17		
21	Patrick Robinson	CB	5-11	191	30	8 Florida State	FA-17		
23	Rodney McLeod	S	5-10	195	27	6 Virginia	FA-LAR-16		
24	Corey Graham	S	6-0	196	32	11 New Hampshire	FA-17		
26	Jaylen Watkins	S	5-11	194	26	3 Florida	PS-Buf-15		
27	Malcolm Jenkins	S	6-0	204	30	9 Ohio State	FA-NO-14		
28	Wendell Smallwood	RB	5-10	208	23	2 West Virginia	D5a-16		
29	LeGarrette Blount	RB	6-0	250	31	8 Oregon	FA-NE-17		
30	Corey Clement	RB	5-10	220	23	R Wisconsin	UDFA-17		
31	Jalen Mills	CB	6-0	191	23	2 LSU	D7a-16		
32	Rasul Douglas	CB	6-2	209	22	R West Virginia	D3-17		
36	Jay Ajayi	RB	6-0	223	24	3 Boise State	T-Mia-17		
38	Kenjon Barner	RB	5-9	195	27	4 Oregon	FA-17		
41	Ronald Darby	CB	5-11	193	23	3 Florida State	T-Buf-17		
45	Rick Lovato	LS	6-2	249	25	1 Old Dominion	FA-16		
47	Nathan Gerry	LB	6-2	218	22	R Nebraska	D5b-17		
50	Bryan Braman	DE	6-5	241	30	7 West Texas A&M	D1-10		
51	Steven Means	DE	6-3	263	27	3 Buffalo	PS-Hou-15		
52	Najee Goode	LB	6-0	244	28	6 West Virginia	W-TB-13		
53	Nigel Bradham	LB	6-2	241	28	6 Florida State	FA-Buf-16		
54	Kamu Grugier-Hill	LB	6-2	220	23	2 Eastern Illinois	W-NE-16		
55	Brandon Graham	DE	6-2	265	29	8 Michigan	D1-10		
56	Chris Long	DE	6-3	270	32	10 Virginia	FA-NE-17		
57	Dannel Eilerbe	LB	6-1	245	32	9 Georgia	FA-17		
59	Joe Walker	LB	6-2	236	25	2 Oregon	D7c-16		
61	Stefen Wisniewski	C/G	6-3	305	28	7 Penn State	FA-Jax-16		
62	Jason Kelce	C	6-3	295	30	7 Cincinnati	D6a-11		
65	Lane Johnson	T	6-6	317	27	5 Oklahoma	D1-13		
66	Will Beatty	T	6-6	319	32	9 Connecticut	FA-17		
67	Chance Warmack	G	6-2	323	26	5 Alabama	FA-Ten-17		
72	Halapoulivaati Vaitai	T	6-6	320	24	2 TCU	D5b-16		
73	Isaac Seumalo	G	6-4	303	24	2 Oregon State	D3-16		
75	Vinny Curry	DE	6-3	279	29	6 Marshall	D2b-12		
79	Brandon Brooks	G	6-5	335	28	6 Miami (OH)	FA-Hou-16		
82	Torrey Smith	WR	6-0	205	28	7 Maryland	FA-17		
86	Zach Ertz	TE	6-5	250	27	5 Stanford	D2-13		
87	Brent Celek	TE	6-4	255	32	11 Cincinnati	D5b-07		
88	Trey Burton	TE	6-3	235	26	4 Florida	UDFA-14		
91	Fletcher Cox	DT	6-4	310	27	6 Mississippi State	D1-12		
93	Tim Jernigan	DT	6-2	295	25	4 Florida State	T-Bal-17		
94	Beau Allen	DT	6-3	327	26	4 Wisconsin	D7-14		
95	Mychal Kendricks	LB	6-0	240	27	6 California	D2a-12		
96	Derek Barnett	DE	6-3	259	21	R Tennessee	D1-17		
97	Destiny Vaeao	DT	6-4	299	23	2 Washington State	UDFA-16		
98	Elijah Qualls	DT	6-1	321	22	R Washington	D6-17		

### PHILADELPHIA EAGLES

PHILADELPHIA EAGLES									
No.	Name	Pos.	Ht.	Age	Exp.	College	How Acq.		
4	Jake Elliott	K	5-9	167	22	R Memphis	PS-Cin-17		
7	Nate Sudfeld	QB	6-6	227	24	2 Indiana	FA-17		
8	Donnie Jones	P	6-2	221	37	14 LSU	FA-Hou-13		
9	Nick Foles	QB	6-6	243	28	6 Arizona	FA-KC-17		
10	Mark Hollins	WR	6-4	221	24	R North Carolina	D4a-17		
13	Nelson Agholor	WR	6-0	198	24	3 USC	D1-15		
14	Marcus Johnson	WR	6-1	204	23	1 Texas	UDFA-16		
17	Alshon Jeffery	WR	6-3	218	27	6 South Carolina	FA-Chi-17		
18	Shelton Gibson	WR	5-11	191	22	R West Virginia	D5a-17		
21	Patrick Robinson	CB	5-11	191	30	8 Florida State	FA-17		
23	Rodney McLeod	S	5-10	195	27	6 Virginia	FA-LAR-16		
24	Corey Graham	S	6-0	196	32	11 New Hampshire	FA-17		
26	Jaylen Watkins	S	5-11	194	26	3 Florida	PS-Buf-15		
27	Malcolm Jenkins	S	6-0	204	30	9 Ohio State	FA-NO-14		
28	Wendell Smallwood	RB	5-10	208	23	2 West Virginia	D5a-16		
29	LeGarrette Blount	RB	6-0	250	31	8 Oregon	FA-NE-17		
30	Corey Clement	RB	5-10	220	23	R Wisconsin	UDFA-17		
31	Jalen Mills	CB	6-0	191	23	2 LSU	D7a-16		
32	Rasul Douglas	CB	6-2	209	22	R West Virginia	D3-17		
36	Jay Ajayi	RB	6-0	223	24	3 Boise State	T-Mia-17		
38	Kenjon Barner	RB	5-9	195	27	4 Oregon	FA-17		
41	Ronald Darby	CB	5-11	193	23	3 Florida State	T-Buf-17		
45	Rick Lovato	LS	6-2	249	25	1 Old Dominion	FA-16		
47	Nathan Gerry	LB	6-2	218	22	R Nebraska	D5b-17		
50	Bryan Braman	DE	6-5	241	30	7 West Texas A&M	D1-10		
51	Steven Means	DE	6-3	263	27	3 Buffalo	PS-Hou-15		
52	Najee Goode	LB	6-0	244	28	6 West Virginia	W-TB-13		
53	Nigel Bradham	LB	6-2	241	28	6 Florida State	FA-Buf-16		
54	Kamu Grugier-Hill	LB	6-2	220	23	2 Eastern Illinois	W-NE-16		
55	Brandon Graham	DE	6-2	265	29	8 Michigan	D1-10		
56	Chris Long	DE	6-3	270	32	10 Virginia	FA-NE-17		
57	Dannel Eilerbe	LB	6-1	245	32	9 Georgia	FA-17		
59	Joe Walker	LB	6-2	236	25	2 Oregon	D7c-16		
61	Stefen Wisniewski	C/G	6-3	305	28	7 Penn State	FA-Jax-16		
62	Jason Kelce	C	6-3	295	30	7 Cincinnati	D6a-11		
65	Lane Johnson	T	6-6	317	27	5 Oklahoma	D1-13		
66	Will Beatty	T	6-6	319	32	9 Connecticut	FA-17		
67	Chance Warmack	G	6-2	323	26	5 Alabama	FA-Ten-17		
72	Halapoulivaati Vaitai	T	6-6	320	24	2 TCU	D5b-16		
73	Isaac Seumalo	G	6-4	303	24	2 Oregon State	D3-16		
75	Vinny Curry	DE	6-3	279	29	6 Marshall	D2b-12		
79	Brandon Brooks	G	6-5	335	28	6 Miami (OH)	FA-Hou-16		
82	Torrey Smith	WR	6-0	205	28	7 Maryland	FA-17		
86	Zach Ertz	TE	6-5	250	27	5 Stanford	D2-13		
87	Brent Celek	TE	6-4	255	32	11 Cincinnati	D5b-07		
88	Trey Burton	TE	6-3	235	26	4 Florida	UDFA-14		
91	Fletcher Cox	DT	6-4	310	27	6 Mississippi State	D1-12		
93	Tim Jernigan	DT	6-2	295	25	4 Florida State	T-Bal-17		
94	Beau Allen	DT	6-3	327	26	4 Wisconsin	D7-14		
95	Mychal Kendricks	LB	6-0	240	27	6 California	D2a-12		
96	Derek Barnett	DE	6-3	259	21	R Tennessee	D1-17		
97	Destiny Vaeao	DT	6-4	299	23	2 Washington State	UDFA-16		
98	Elijah Qualls	DT	6-1	321	22	R Washington	D6-17		

**HEAD COACH: DOUG PEDERSON**  
 Assistants: Frank Reich (Offensive Coordinator), Jim Schwartz (Defensive Coordinator), Dave Fipp (Special Teams Coordinator), Eugene Chung (Assistant Offensive Line/Tight Ends/Run Game), Phillip Daniels (Defensive Quality Control/Assistant Defensive Line), John DeFilippo (Quarterbacks), Ken Flajole (Linebackers), Keith Gray (Assistant Strength and Conditioning), Mike Groh (Wide Receivers), Matthew Harper (Assistant Special Teams), Tim Hauck (S

# National Football League Game Summary

NFL Copyright © 2017 by The National Football League. All rights reserved. This summary and play-by-play is for the express purpose of assisting media in their coverage of the game; any other use of this material is prohibited without the written permission of the National Football League. Updated: 12/26/2017

Date: Monday, 12/25/2017

## Oakland Raiders at Philadelphia Eagles

Start Time: 8:30 PM EST

at Lincoln Financial Field, Philadelphia, Pa.

### Game Day Weather

Game Weather: Partly Cloudy  
Played Outdoor on Turf: Grass

Temp: 29° F (-1.7° C) Humidity: 37%, Wind: W 15 mph  
Outdoor Weather: Partly Cloudy, Wind Chill: 18

### Officials

Referee: Torbert, Ronald (62)	Umpire: King, Paul (121)	Down Judge: Thomas, Sarah (53)
Line Judge: Steinkerchner, Mark (84)	Field Judge: Santi, Aaron (50)	Side Judge: Edwards, Scott (3)
Back Judge: Yette, Greg (38)	Replay Official: Spysma, Bill (0)	

### Lineups

Oakland Raiders			Philadelphia Eagles				
Offense		Defense	Offense		Defense		
WR 15	M.Crabtree	DE 96	D.Autry	WR 17	A.Jeffery	DE 75	V.Curry
LT 71	D.Sharpe	DT 94	E.Vanderdoes	LT 72	H.Vaitai	DT 93	T.Jernigan
LG 70	K.Osemele	NT 78	J.Ellis	LG 67	C.Warmack	DT 91	F.Cox
C 61	R.Hudson	DE 52	K.Mack	C 62	J.Kelce	DE 55	B.Graham
RG 66	G.Jackson	SLB 51	B.Irvin	RG 79	B.Brooks	OLB 95	M.Kendricks
RT 73	M.Newhouse	MLB 53	N.Bowman	RT 65	L.Johnson	MLB 57	D.Ellerbe
TE 87	J.Cook	CB 38	T.Carrie	TE 86	Z.Ertz	OLB 53	N.Bradham
TE 86	L.Smith	LCB 23	D.McDonald	WR 13	N.Agholor	CB 31	J.Mills
QB 4	D.Carr	RCB 21	S.Smith	WR 82	T.Smith	CB 41	R.Darby
RB 24	M.Lynch	FS 27	R.Nelson	RB 36	J.Ajayi	S 23	R.McLeod
TE 74	V.Alexander	SS 42	K.Joseph	QB 9	N.Foles	S 27	M.Jenkins

### Substitutions

K 2 G.Tavecchio, P 7 M.King, WR 10 S.Roberts, WR 16 J.Holton, S 26 S.Luani, RB 30 J.Richard, DB 32 A.Hamilton, RB 33 D.Washington, DB 39 K.McGill, S 41 E.Harris, OLB 43 B.Sheldon, LB/DE 47 J.Cowser, FB/RB 49 J.Olawale, LB 50 N.Morrow, LB 55 M.Lee, LS 59 J.Condo, C 62 J.Stone, DT 75 D.Latham, TE 81 P.Brown, WR 84 C.Patterson, WR 89 A.Cooper, LB 91 S.Calhoun, DE 95 J.Ward

### Substitutions

K 4 J.Elliott, P 8 D.Jones, WR 10 M.Hollins, CB 21 P.Robinson, S 24 C.Graham, S 26 J.Watkins, RB 29 L.Blount, RB 30 C.Clement, CB 32 R.Douglas, RB 38 K.Barner, LS 45 R.Lovato, LB 47 N.Gerry, LB 50 B.Braman, LB 52 N.Goode, LB 54 K.Grugier-Hill, DE 56 C.Long, G 73 I.Seumalo, TE 87 B.Celek, TE 88 T.Burton, DT 94 B.Allen, DE 96 D.Barnett, DT 97 D.Vaeao

### Did Not Play

QB 3 E.Manuel

### Did Not Play

QB 7 N.Sudfeld, T 66 W.Beatty

### Not Active

QB 18 C.Cook, WR 19 I.Whitney, CB 29 D.Amerson, T 68 I.Silberman, T 69 J.Ware, DT 90 T.Hester, DE 97 M.Edwards

### Not Active

WR 14 M.Johnson, WR 18 S.Gibson, RB 28 W.Smallwood, DE 51 S.Means, LB 59 J.Walker, C/G 61 S.Wisniewski, DT 98 E.Qualls

### Field Goals (made ( ) & missed)

	G.Tavecchio	(25) 48WR	J.Elliott	33WR (35) (48)					
			<b>1</b>	<b>2</b>	<b>3</b>	<b>4</b>	<b>OT</b>	<b>Total</b>	
VISITOR:	Oakland Raiders		0	7	3	0	0	10	
HOME:	Philadelphia Eagles		7	0	3	9	0	19	

### Scoring Plays

Team	Qtr	Time	Play Description (Extra Point) (Drive Info)	Visitor	Home
Eagles	1	2:51	J.Ajayi 17 yd. pass from N.Foles (J.Elliott kick) (11-58, 6:16)	0	7
Raiders	2	12:36	A.Cooper 63 yd. pass from D.Carr (G.Tavecchio kick) (3-74, 1:24)	7	7
Raiders	3	10:50	G.Tavecchio 25 yd. Field Goal (8-69, 4:10)	10	7
Eagles	3	2:13	J.Elliott 35 yd. Field Goal (5-13, 1:33)	10	10
Eagles	4	0:22	J.Elliott 48 yd. Field Goal (6-21, 0:32)	10	13
Eagles	4	0:00	D.Barnett 23 yd. fumble return (run failed)	10	19

Paid Attendance: 69,596

Time: 3:16





Oakland Raiders vs Philadelphia Eagles

12/25/2017 at Lincoln Financial Field

## Final Individual Statistics

M.Jenkins	0	0	0	0	0	1	1	0	0	0
V.Curry	0	0	0	0	0	1	0	0	0	0
C.Long	0	0	0	0	0	1	0	0	0	0
D.Barnett	0	0	0	0	0	0	1	23	1	0
R.McLeod	0	0	0	0	0	0	1	0	0	0
Total	3	1	2	0	0	3	3	23	1	0

Oakland Raiders vs Philadelphia Eagles  
12/25/2017 at Lincoln Financial Field

# Final Team Statistics

	Visitor Raiders	Home Eagles
<b>TOTAL FIRST DOWNS</b>	13	12
By Rushing	6	3
By Passing	4	7
By Penalty	3	2
<b>THIRD DOWN EFFICIENCY</b>	3-13-23%	1-14-7%
<b>FOURTH DOWN EFFICIENCY</b>	0-2-0%	2-2-100%
<b>TOTAL NET YARDS</b>	274	216
Total Offensive Plays (inc. times thrown passing)	63	61
Average gain per offensive play	4.3	3.5
<b>NET YARDS RUSHING</b>	137	78
Total Rushing Plays	33	21
Average gain per rushing play	4.2	3.7
Tackles for a loss-number and yards	5-10	2-8
<b>NET YARDS PASSING</b>	137	138
Times thrown - yards lost attempting to pass	1-3	2-25
Gross yards passing	140	163
<b>PASS ATTEMPTS-COMPLETIONS-HAD INTERCEPTED</b>	29-15-2	38-19-1
Avg gain per pass play (inc.# thrown passing)	4.6	3.5
<b>KICKOFFS Number-In End Zone-Touchbacks</b>	3-3-3	4-0-0
<b>PUNTS Number and Average</b>	5-41.4	8-41.8
Had Blocked	0	0
<b>FGs - PATs Had Blocked</b>	0-0	0-0
<b>Net Punting Average</b>	37.8	39.3
<b>TOTAL RETURN YARDAGE (Not Including Kickoffs)</b>	23	37
No. and Yards Punt Returns	2-20	3-18
No. and Yards Kickoff Returns	4-69	0-0
No. and Yards Interception Returns	1-3	2-19
<b>PENALTIES Number and Yards</b>	7-50	8-60
<b>FUMBLES Number and Lost</b>	4-3	3-1
<b>TOUCHDOWNS</b>	1	2
Rushing	0	0
Passing	1	1
Fumbles	0	1
<b>EXTRA POINTS Made-Attempts</b>	1-1	1-2
Kicking Made-Attempts	1-1	1-1
Rushing Made-Attempts	0-0	0-1
<b>FIELD GOALS Made-Attempts</b>	1-2	2-3
<b>RED ZONE EFFICIENCY</b>	0-1-0%	1-3-33%
<b>GOAL TO GO EFFICIENCY</b>	0-0-0%	0-0-0%
<b>SAFETIES</b>	0	0
<b>FINAL SCORE</b>	10	19
<b>TIME OF POSSESSION</b>	34:21	25:39

Oakland Raiders vs Philadelphia Eagles  
12/25/2017 at Lincoln Financial Field

# Ball Possession And Drive Chart

## Oakland Raiders

#	Time Recd	Time Lost	Time Poss	How Ball Obtained	Drive Began	# Play	Yds Gain	Yds Pen	Net Yds	1st Down	Last Scrm	How Given Up
1	13:59	9:07	4:52	Punt	OAK 40	7	28	-10	18	1	PHI 42	Downs
2	2:51	1:34	1:17	Kickoff	OAK 29	3	7	0	7	0	OAK 36	Punt
3	14:00	12:36	1:24	Punt	OAK 26	3	74	0	74	2	OAK 37	Touchdown
4	10:33	3:08	7:25	Punt	OAK 13	11	52	-15	37	3	50	Punt
5	0:11	0:00	0:11	Missed FG	OAK 24	1	-1	0	-1	0	OAK 24	End of Half
6	15:00	10:50	4:10	Kickoff	OAK 25	8	64	5	69	3	* PHI 6	Field Goal
7	8:51	7:13	1:38	Punt	OAK 37	3	-2	0	-2	0	OAK 35	Punt
8	5:35	4:16	1:19	Punt	OAK 48	3	5	0	5	0	PHI 47	Interception
9	3:55	3:46	0:09	Fumble	OAK 30	1	0	0	0	0	OAK 30	Fumble
10	2:13	13:57	3:16	Kickoff	OAK 31	4	14	0	14	1	OAK 45	Punt
11	12:18	7:58	4:20	Punt	OAK 49	9	16	5	21	2	PHI 30	Missed FG
12	7:52	6:35	1:17	Interception	PHI 37	3	31	-10	21	1	PHI 24	Fumble
13	4:47	2:19	2:28	Punt	OAK 41	3	-1	0	-1	0	OAK 40	Punt
14	1:07	0:54	0:13	Punt	OAK 46	2	0	0	0	0	OAK 46	Interception
15	0:22	0:00	0:22	Kickoff	OAK 36	4	-13	0	-13	0	OAK 36	Fumble

(538) Average OAK 36

## Philadelphia Eagles

#	Time Recd	Time Lost	Time Poss	How Ball Obtained	Drive Began	# Play	Yds Gain	Yds Pen	Net Yds	1st Down	Last Scrm	How Given Up
1	15:00	13:59	1:01	Kickoff	PHI 25	3	5	0	5	0	PHI 30	Punt
2	9:07	2:51	6:16	Downs	PHI 42	11	68	-10	58	4	* OAK 17	Touchdown
3	1:34	14:00	2:34	Punt	PHI 20	5	9	5	14	1	PHI 34	Punt
4	12:36	10:33	2:03	Kickoff	PHI 25	4	26	-10	16	1	PHI 41	Punt
5	3:08	0:11	2:57	Punt	PHI 24	12	71	-10	61	4	* OAK 15	Missed FG
6	10:50	8:51	1:59	Kickoff	PHI 25	3	12	-10	2	0	PHI 27	Punt
7	7:13	5:35	1:38	Punt	PHI 22	3	-9	0	-9	0	PHI 13	Punt
8	4:16	3:55	0:21	Interception	OAK 44	2	14	0	14	0	OAK 44	Fumble
9	3:46	2:13	1:33	Fumble	OAK 30	5	13	0	13	1	* OAK 17	Field Goal
10	13:57	12:18	1:39	Punt	PHI 27	3	-18	0	-18	0	PHI 9	Punt
11	7:58	7:52	0:06	Missed FG	PHI 38	1	0	0	0	0	PHI 38	Interception
12	6:35	4:47	1:48	Fumble	PHI 16	3	6	0	6	0	PHI 22	Punt
13	2:19	1:07	1:12	Punt	PHI 12	3	-2	0	-2	0	PHI 10	Punt
14	0:54	0:22	0:32	Interception	PHI 48	6	21	0	21	1	OAK 31	Field Goal

(450) Average PHI 32

\* inside opponent's 20

### Time of Possession by Quarter

Visitor	1st	2nd	3rd	4th	OT	Total
Oakland Raiders	6:09	9:00	9:29	9:43		34:21
Philadelphia Eagles	8:51	6:00	5:31	5:17		25:39

### Kickoff Drive No.-Start Average

Raiders: 4 - OAK 30      Eagles: 3 - PHI 25

Oakland Raiders vs Philadelphia Eagles  
12/25/2017 at Lincoln Financial Field

# Final Defensive Statistics

## Oakland Raiders

### Regular Defensive Plays

### Special Teams

### Misc

	TKL	AST	COMB	SK	/ YDS	TFL	Q	IN	PD	FF	FR	TKL	AST	FF	FR	BL	TKL	AST	FF	FR	
N.Bowman	6	1	7	0	0	0	0	0	0	0	0	0	0	0	0	0	0	0	0	0	0
R.Nelson	6	0	6	0	0	0	0	1	3	1	0	0	0	0	0	0	0	0	0	0	0
D.McDonald	6	0	6	0	0	0	0	0	1	0	0	0	0	0	0	0	0	0	0	0	0
K.Mack	4	0	4	0	0	0	0	0	0	0	0	0	0	0	0	0	0	0	0	0	0
K.Joseph	4	0	4	0	0	0	0	0	0	0	0	0	0	0	0	0	0	0	0	0	0
B.Irvin	2	1	3	0	0	2	1	0	1	0	0	0	0	0	0	0	0	0	0	0	0
T.Carrie	2	0	2	0	0	0	0	0	0	0	1	0	0	0	0	0	0	0	0	0	0
N.Morrow	2	0	2	0	0	0	0	0	0	0	0	1	0	0	0	0	0	0	0	0	0
D.Autry	1	0	1	1	16	1	2	0	0	0	0	0	0	0	0	0	0	0	0	0	0
J.Ward	1	0	1	1	9	1	1	0	0	0	0	0	0	0	0	0	0	0	0	0	0
D.Latham	1	0	1	0	0	0	1	0	0	0	0	0	0	0	0	0	0	0	0	0	0
S.Calhoun	1	0	1	0	0	0	0	0	0	0	0	0	1	0	0	0	0	0	0	0	0
M.Lee	1	0	1	0	0	0	0	0	0	0	0	0	0	0	0	0	0	0	0	0	0
E.Vanderdoes	1	0	1	0	0	0	0	0	0	0	0	0	0	0	0	0	0	0	0	0	0
A.Hamilton	1	0	1	0	0	0	0	0	0	0	0	0	0	0	0	0	0	0	0	0	0
S.Luani	1	0	1	0	0	0	0	0	0	0	0	0	0	0	0	0	0	0	0	0	0
J.Holton	0	0	0	0	0	0	0	0	0	0	0	1	1	0	0	0	0	0	0	0	0
D.Washington	0	0	0	0	0	0	0	0	0	0	0	0	0	0	0	0	1	0	0	0	1
D.Sharpe	0	0	0	0	0	0	0	0	0	0	0	0	0	0	0	0	1	0	0	0	0
L.Smith	0	0	0	0	0	0	0	0	0	0	0	0	0	0	0	0	1	0	0	0	0
A.Cooper	0	0	0	0	0	0	0	0	0	0	0	0	0	0	0	0	1	0	0	0	0
<b>Total</b>	<b>40</b>	<b>2</b>	<b>42</b>	<b>2</b>	<b>25</b>	<b>4</b>	<b>5</b>	<b>1</b>	<b>5</b>	<b>1</b>	<b>1</b>	<b>2</b>	<b>2</b>	<b>0</b>	<b>0</b>	<b>0</b>	<b>4</b>	<b>0</b>	<b>0</b>	<b>0</b>	<b>1</b>

TKL = Tackle AST = Assist COMB = Combined QH=QB Hit IN = Interception PD = Pass Defense FF = Forced Fumble FR = Fumble Recovery

## Philadelphia Eagles

### Regular Defensive Plays

### Special Teams

### Misc

	TKL	AST	COMB	SK	/ YDS	TFL	QH	IN	PD	FF	FR	TKL	AST	FF	FR	BL	TKL	AST	FF	FR	
N.Bradham	6	2	8	0	0	0	0	0	0	0	0	0	0	0	0	0	0	0	0	0	0
M.Jenkins	5	1	6	0	0	1	0	0	0	1	1	1	0	0	0	0	0	0	0	0	0
R.Darby	3	3	6	0	0	0	0	1	1	0	0	0	0	0	0	0	0	0	0	0	0
R.McLeod	3	3	6	0	0	0	0	0	0	0	1	1	0	0	0	0	0	0	0	0	0
V.Curry	3	1	4	0	0	1	1	0	1	1	0	0	0	0	0	0	0	0	0	0	0
B.Graham	3	1	4	0	0	1	0	0	0	0	0	0	0	0	0	0	0	0	0	0	0
D.Ellerbe	2	2	4	0	0	1	0	0	0	0	0	0	0	0	0	0	0	0	0	0	0
C.Long	2	1	3	1	3	0	4	0	0	1	0	0	0	0	0	0	0	0	0	0	0
F.Cox	2	1	3	0	0	0	1	0	0	0	0	0	0	0	0	0	0	0	0	0	0
P.Robinson	2	1	3	0	0	0	0	1	2	0	0	0	0	0	0	0	0	0	0	0	0
M.Kendricks	2	1	3	0	0	0	0	0	0	0	0	0	0	0	0	0	0	0	0	0	0
J.Mills	2	0	2	0	0	0	0	0	2	0	0	0	0	0	0	0	0	0	0	0	0
T.Jernigan	1	1	2	0	0	1	1	0	0	0	0	0	0	0	0	0	0	0	0	0	0
B.Allen	1	1	2	0	0	0	0	0	0	0	0	0	0	0	0	0	0	0	0	0	0
D.Barnett	1	0	1	0	0	0	0	0	0	0	1	0	0	0	0	0	0	0	0	0	0
K.Grugier-Hill	0	0	0	0	0	0	0	0	0	0	0	1	0	0	0	0	0	0	0	0	0
R.Douglas	0	0	0	0	0	0	0	0	0	0	0	1	0	0	0	0	0	0	0	0	0
R.Lovato	0	0	0	0	0	0	0	0	0	0	0	1	0	0	0	0	0	0	0	0	0
T.Burton	0	0	0	0	0	0	0	0	0	0	0	1	0	0	0	0	0	0	0	0	0
K.Barner	0	0	0	0	0	0	0	0	0	0	0	0	0	0	1	0	0	0	0	0	0
J.Ajayi	0	0	0	0	0	0	0	0	0	0	0	0	0	0	0	0	1	0	0	0	0
Z.Ertz	0	0	0	0	0	0	0	0	0	0	0	0	0	0	0	0	1	0	0	0	0
N.Foles	0	0	0	0	0	0	0	0	0	0	0	0	0	0	0	0	0	0	0	0	1
<b>Total</b>	<b>38</b>	<b>19</b>	<b>57</b>	<b>1</b>	<b>3</b>	<b>5</b>	<b>7</b>	<b>2</b>	<b>6</b>	<b>3</b>	<b>3</b>	<b>6</b>	<b>0</b>	<b>0</b>	<b>1</b>	<b>0</b>	<b>2</b>	<b>0</b>	<b>0</b>	<b>0</b>	<b>1</b>





# First Quarter

12/25/2017

## Play By Play

OAK wins the coin toss and elects to defer. PHI elects to Receive, and OAK elects to defend the north goal.

G.Tavecchio kicks 65 yards from OAK 35 to end zone, Touchback.

### Philadelphia Eagles at 15:00

- 1-10-PHI 25 (15:00) (Shotgun) N.Foles pass incomplete deep right to N.Agholor.
- 2-10-PHI 25 (14:55) (Shotgun) N.Foles pass short left to T.Smith to PHI 30 for 5 yards (D.McDonald).
- 3-5-PHI 30 (14:09) (Shotgun) N.Foles pass incomplete short right to Z.Ertz.
- 4-5-PHI 30 (14:04) D.Jones punts 30 yards to OAK 40, Center-R.Lovato, fair catch by T.Carrie.

### Oakland Raiders at 13:59

- 1-10-OAK 40 (13:59) M.Lynch up the middle to OAK 43 for 3 yards (N.Bradham).
- 2-7-OAK 43 (13:20) M.Lynch left end to OAK 46 for 3 yards (D.Ellerbe; R.Darby).
- 3-4-OAK 46 (12:41) (Shotgun) D.Carr pass short right to S.Roberts to 50 for 4 yards (M.Jenkins). P1
- 1-10-50 (12:00) D.Carr pass short right to L.Smith to PHI 46 for 4 yards (M.Kendricks).
- 2-6-PHI 46 (11:17) M.Lynch up the middle to PHI 44 for 2 yards (R.Darby).
- 3-4-PHI 44 (10:28) (Shotgun) *PENALTY on OAK-D.Carr, Delay of Game, 5 yards, enforced at PHI 44 - No Play.*
- 3-9-PHI 49 (10:07) (Shotgun) *PENALTY on OAK-M.Newhouse, False Start, 5 yards, enforced at PHI 49 - No Play.*
- 3-14-OAK 46 (9:51) (Shotgun) D.Carr pass short middle to L.Smith to PHI 42 for 12 yards (N.Bradham) [C.Long].
- Timeout #1 by PHI at 09:12.
- 4-2-PHI 42 (9:12) (Shotgun) D.Carr pass incomplete short right to M.Crabtree.

### Philadelphia Eagles at 9:07

- 1-10-PHI 42 (9:07) (Shotgun) J.Ajayi left end to OAK 47 for 11 yards (R.Nelson). R1
- 1-10-OAK 47 (8:26) (No Huddle) N.Foles pass short right to L.Blount to OAK 44 for 3 yards (M.Lee).
- 2-7-OAK 44 (7:49) (Shotgun) L.Blount up the middle to OAK 42 for 2 yards (K.Mack).
- 3-5-OAK 42 (7:09) (Shotgun) C.Clement up the middle to OAK 30 for 12 yards (R.Nelson). R2
- 1-10-OAK 30 (6:30) L.Blount up the middle to OAK 24 for 6 yards (D.McDonald).
- 2-4-OAK 24 (5:55) (Shotgun) J.Ajayi left guard to OAK 21 for 3 yards (N.Bowman; B.Irvin).
- 3-1-OAK 21 (5:30) (No Huddle, Shotgun) J.Ajayi up the middle to OAK 21 for no gain (N.Bowman).
- 4-1-OAK 21 (4:41) C.Clement up the middle to OAK 19 for 2 yards (K.Mack). R3
- 1-10-OAK 19 (4:05) (Shotgun) J.Ajayi right end to OAK 16 for 3 yards (N.Bowman).
- PENALTY on PHI-Z.Ertz, Offensive Holding, 10 yards, enforced at OAK 16.*
- 1-17-OAK 26 (3:40) J.Ajayi up the middle to OAK 17 for 9 yards (K.Joseph).
- 2-8-OAK 17 (2:59) (Shotgun) **N.Foles pass short left to J.Ajayi for 17 yards, TOUCHDOWN.** P4
- J.Elliott extra point is GOOD, Center-R.Lovato, Holder-D.Jones.

<b>OAK 0 PHI 7, 11 plays, 58 yards, 6:16 drive, 12:09 elapsed</b>
---

J.Elliott kicks 53 yards from PHI 35 to OAK 12. J.Richard to OAK 29 for 17 yards (K.Grugier-Hill).

### Oakland Raiders at 2:51, (1st play from scrimmage 2:46)

- 1-10-OAK 29 (2:46) M.Lynch left end pushed ob at OAK 37 for 8 yards (M.Jenkins). OAK-V.Alexander was injured during the play. His return is Questionable.
- 2-2-OAK 37 (2:31) M.Lynch up the middle to OAK 36 for -1 yards (B.Graham).
- 3-3-OAK 36 (1:50) (Shotgun) D.Carr pass incomplete deep middle to S.Roberts.
- 4-3-OAK 36 (1:45) M.King punts 44 yards to PHI 20, Center-J.Condo, downed by OAK-E.Harris.

### Philadelphia Eagles at 1:34

- 1-10-PHI 20 (1:34) (Shotgun) L.Blount up the middle to PHI 22 for 2 yards (R.Nelson).
- 2-8-PHI 22 (:56) J.Ajayi up the middle to PHI 23 for 1 yard (N.Bowman).
- 3-7-PHI 23 (:16) (Shotgun) N.Foles pass incomplete short left to N.Agholor (T.Carrie) [B.Irvin].
- PENALTY on OAK-T.Carrie, Defensive Holding, 5 yards, enforced at PHI 23 - No Play.* X5
- 1-10-PHI 28 (:11) (Shotgun) J.Ajayi right end to PHI 30 for 2 yards (N.Morrow).

### END OF QUARTER

	Score	Time Poss	First Downs				Efficiencies	
			R	P	X	T	3 Down	4 Down
Oakland Raiders	0	6:09	0	1	0	1	1/3	0/1
Philadelphia Eagles	7	8:51	3	1	1	5	1/3	1/1

## Second Quarter

12/25/2017

## Play By Play

Philadelphia Eagles continued.

- 2-8-PHI 30 (15:00) N.Foles pass short left to J.Ajayi to PHI 34 for 4 yards (E.Vanderdoes).  
Timeout #1 by OAK at 14:17.
- 3-4-PHI 34 (14:17) (Shotgun) N.Foles pass incomplete short left to Z.Ertz (R.Nelson).
- 4-4-PHI 34 (14:11) D.Jones punts 48 yards to OAK 18, Center-R.Lovato. J.Richard to OAK 26 for 8 yards (R.Douglas).

## Oakland Raiders at 14:00

- 1-10-OAK 26 (14:00) D.Carr pass short left to C.Patterson pushed ob at OAK 33 for 7 yards (R.Darby).
- 2-3-OAK 33 (13:27) M.Lynch up the middle to OAK 37 for 4 yards (D.Ellerbe).
- 1-10-OAK 37 (12:46) (Shotgun) D.Carr pass deep right to A.Cooper for 63 yards, TOUCHDOWN.  
G.Tavecchio extra point is GOOD, Center-J.Condo, Holder-M.King.

R2

P3

OAK 7 PHI 7, 3 plays, 74 yards, 1:24 drive, 2:24 elapsed

G.Tavecchio kicks 65 yards from OAK 35 to end zone, Touchback.

## Philadelphia Eagles at 12:36

- 1-10-PHI 25 (12:36) (Shotgun) N.Foles pass short right to Z.Ertz pushed ob at PHI 36 for 11 yards (K.Joseph).
- 1-10-PHI 36 (12:03) (Shotgun) N.Foles pass incomplete short left to B.Celek (R.Nelson).
- 2-10-PHI 36 (11:58) L.Blount up the middle to PHI 36 for no gain (M.Lee; R.Nelson).  
*PENALTY on PHI-C.Warmack, Offensive Holding, 10 yards, enforced at PHI 36 - No Play.*
- 2-20-PHI 26 (11:32) (Shotgun) N.Foles pass short middle to Z.Ertz to PHI 41 for 15 yards (D.McDonald).
- 3-5-PHI 41 (10:51) (Shotgun) N.Foles pass incomplete deep left to N.Agholor.
- 4-5-PHI 41 (10:44) D.Jones punts 46 yards to OAK 13, Center-R.Lovato, out of bounds.

P6

## Oakland Raiders at 10:33

- 1-10-OAK 13 (10:33) M.Lynch up the middle to OAK 17 for 4 yards (J.Mills).
- 2-6-OAK 17 (9:56) D.Carr scrambles up the middle to OAK 18 for 1 yard (N.Bradham).
- 3-5-OAK 18 (9:11) (Shotgun) D.Carr sacked at OAK 11 for -7 yards (C.Long).  
*PENALTY on PHI-C.Long, Defensive Offside, 5 yards, enforced at OAK 18 - No Play.*
- 1-10-OAK 23 (8:48) M.Lynch left end to OAK 27 for 4 yards (B.Graham).
- 2-6-OAK 27 (8:05) (Shotgun) D.Carr pass short middle to S.Roberts to OAK 38 for 11 yards (P.Robinson).
- 1-10-OAK 38 (7:09) M.Lynch right end to OAK 43 for 5 yards (F.Cox, T.Jernigan).
- 2-5-OAK 43 (6:31) M.Lynch left guard to OAK 46 for 3 yards (R.McLeod; R.Darby).
- 3-2-OAK 46 (5:48) M.Lynch up the middle to PHI 47 for 7 yards (D.Ellerbe; N.Bradham).
- 1-10-PHI 47 (5:05) (Shotgun) D.Carr pass incomplete short left to D.Washington [C.Long].
- 2-10-PHI 47 (4:57) (Shotgun) D.Carr pass incomplete short middle to S.Roberts (P.Robinson).
- 3-10-PHI 47 (4:54) (Shotgun) D.Carr pass deep right to A.Cooper to PHI 2 for 45 yards (J.Mills; C.Graham).  
*PENALTY on OAK-G.Jackson, Offensive Holding, 10 yards, enforced at PHI 47 - No Play.*
- 3-20-OAK 43 (4:23) (Shotgun) D.Carr pass short left to D.Washington to PHI 42 for 15 yards (M.Jenkins).  
*PENALTY on OAK-R.Hudson, Illegal Block Above the Waist, 10 yards, enforced at OAK 45.*
- 3-28-OAK 35 (4:02) (Shotgun) D.Carr pass short right to J.Cook to 50 for 15 yards (P.Robinson; M.Kendricks).
- 4-13-50 (3:16) M.King punts 33 yards to PHI 17, Center-J.Condo. K.Barner to PHI 24 for 7 yards (J.Holton).

X4

P5

R6

## Philadelphia Eagles at 3:08

- 1-10-PHI 24 (3:08) (Shotgun) N.Foles pass short left to Z.Ertz to PHI 49 for 25 yards (R.Nelson).  
Oakland challenged the runner was down by contact ruling, and the play was Upheld. The ruling on the field was confirmed. (Timeout #2.)
- 1-10-PHI 49 (2:37) (Shotgun) *PENALTY on PHI-L.Johnson, False Start, 5 yards, enforced at PHI 49 - No Play.*
- 1-15-PHI 44 (2:37) (Shotgun) N.Foles pass incomplete short middle (B.Irvin).
- 2-15-PHI 44 (2:31) (Shotgun) J.Ajayi up the middle to OAK 49 for 7 yards (S.Calhoun).

P7

## Two-Minute Warning

- 3-8-OAK 49 (2:00) (Shotgun) N.Foles pass incomplete short right to Z.Ertz [D.Autry].  
*PENALTY on OAK-D.McDonald, Defensive Holding, 5 yards, enforced at OAK 49 - No Play.*  
*Penalty on OAK-N.Morrow, Defensive Pass Interference, declined.*
- 1-10-OAK 44 (1:54) (Shotgun) N.Foles FUMBLES (Aborted) at OAK 49, and recovers at OAK 49. N.Foles pass short right to N.Agholor to OAK 33 for 11 yards (B.Irvin).  
*PENALTY on PHI-L.Johnson, Offensive Holding, 10 yards, enforced at OAK 44 - No Play.*
- 1-20-PHI 46 (1:43) (Shotgun) N.Foles pass short middle to Z.Ertz to OAK 45 for 9 yards (N.Bowman).

X8



**Oakland Raiders vs Philadelphia Eagles at Lincoln Financial Field**

- 2-11-OAK 45 (1:18) (No Huddle, Shotgun) N.Foles pass short left to Z.Ertz to OAK 37 for 8 yards (D.McDonald).
- 3-3-OAK 37 (:46) (No Huddle, Shotgun) N.Foles pass incomplete short left to T.Smith.
- 4-3-OAK 37 (:41) (Shotgun) N.Foles pass short right to Z.Ertz pushed ob at OAK 33 for 4 yards (A.Hamilton).
- 1-10-OAK 33 (:38) (Shotgun) N.Foles pass short right to B.Celek pushed ob at OAK 21 for 12 yards (S.Luani).
- 1-10-OAK 21 (:30) (Shotgun) N.Foles pass short right to C.Clement pushed ob at OAK 15 for 6 yards (D.McDonald).
- 2-4-OAK 15 (:26) (Shotgun) N.Foles pass incomplete short right to Z.Ertz (D.McDonald).  
Timeout #2 by PHI at 00:21.
- 3-4-OAK 15 (:21) (Shotgun) N.Foles pass incomplete short right.
- 4-4-OAK 15 (:15) J.Elliott 33 yard field goal is No Good, Wide Right, Center-R.Lovato, Holder-D.Jones.

P9  
P10

**Oakland Raiders at 0:11**

- 1-10-OAK 24 (:11) D.Carr kneels to OAK 23 for -1 yards.

**END OF QUARTER**

	Score	Time Poss	First Downs				Efficiencies	
			R	P	X	T	3 Down	4 Down
<b>Oakland Raiders</b>	<b>7</b>	<b>9:00</b>	<b>2</b>	<b>2</b>	<b>1</b>	<b>5</b>	<b>1/2</b>	<b>0/0</b>
<b>Philadelphia Eagles</b>	<b>7</b>	<b>6:00</b>	<b>0</b>	<b>4</b>	<b>1</b>	<b>5</b>	<b>0/4</b>	<b>1/1</b>

**Third Quarter**

12/25/2017

**Play By Play**

OAK elects to Receive, and PHI elects to defend the South goal.

J.Elliott kicks 55 yards from PHI 35 to OAK 10. D.Washington to OAK 25 for 15 yards (R.McLeod).

**Oakland Raiders at 15:00, (1st play from scrimmage 14:54)**

1-10-OAK 25	(14:54) M.Lynch up the middle to OAK 41 for 16 yards (R.McLeod).	R7
<u>1-10-OAK 41</u>	(14:18) M.Lynch up the middle to OAK 45 for 4 yards (N.Bradham). <i>PENALTY on PHI-F.Cox, Defensive Holding, 5 yards, enforced at OAK 45.</i>	X8
<u>1-10-50</u>	(13:48) J.Richard up the middle to PHI 47 for 3 yards (F.Cox).	
2-7-PHI 47	(13:10) J.Richard left end to PHI 13 for 34 yards (R.Darby; R.McLeod).	R9
<u>1-10-PHI 13</u>	(12:26) M.Lynch up the middle to PHI 11 for 2 yards (J.Mills).	
2-8-PHI 11	(11:44) M.Lynch right end to PHI 6 for 5 yards (C.Long).	
3-3-PHI 6	(10:59) (Shotgun) D.Carr pass incomplete short right to M.Crabtree (J.Mills).	
4-3-PHI 6	<b>(10:54) G.Tavecchio 25 yard field goal is GOOD, Center-J.Condo, Holder-M.King.</b>	

<b>OAK 10 PHI 7, 8 plays, 69 yards, 1 penalty, 4:10 drive, 4:10 elapsed</b>
---

G.Tavecchio kicks 65 yards from OAK 35 to end zone, Touchback.

**Philadelphia Eagles at 10:50**

1-10-PHI 25	(10:50) L.Blount right end to PHI 47 for 22 yards (D.McDonald). <i>PENALTY on PHI-L.Johnson, Offensive Holding, 10 yards, enforced at PHI 25 - No Play.</i>
1-20-PHI 15	(10:20) N.Foles pass incomplete short right to J.Ajayi.
2-20-PHI 15	(10:16) J.Ajayi up the middle to PHI 17 for 2 yards (N.Bowman).
3-18-PHI 17	(9:34) (Shotgun) N.Foles pass short middle to N.Agholor to PHI 27 for 10 yards (T.Carrie).
4-8-PHI 27	(8:58) D.Jones punts 36 yards to OAK 37, Center-R.Lovato, fair catch by J.Richard.

**Oakland Raiders at 8:51**

1-10-OAK 37	(8:51) D.Carr pass incomplete short left to L.Smith.
2-10-OAK 37	(8:46) (Shotgun) J.Richard up the middle to OAK 34 for -3 yards (V.Curry).
3-13-OAK 34	(8:05) (Shotgun) D.Carr pass short right to J.Richard to OAK 35 for 1 yard (R.McLeod).
4-12-OAK 35	(7:23) M.King punts 43 yards to PHI 22, Center-J.Condo, downed by OAK-C.Patterson.

**Philadelphia Eagles at 7:13**

1-10-PHI 22	(7:13) J.Ajayi right tackle to PHI 22 for no gain (D.Latham).
2-10-PHI 22	(6:37) (Shotgun) N.Foles sacked at PHI 13 for -9 yards (J.Ward).
3-19-PHI 13	(5:51) (Shotgun) N.Foles pass incomplete deep left to T.Smith.
4-19-PHI 13	(5:46) D.Jones punts 51 yards to OAK 36, Center-R.Lovato. J.Richard to OAK 48 for 12 yards (R.Lovato).

**Oakland Raiders at 5:35**

1-10-OAK 48	(5:35) D.Washington up the middle to OAK 45 for -3 yards (D.Ellerbe). <i>Penalty on OAK-L.Smith, Illegal Crackback, declined.</i>
2-13-OAK 45	(5:09) (Shotgun) D.Carr pass short left to S.Roberts to PHI 47 for 8 yards (P.Robinson).
3-5-PHI 47	(4:25) (Shotgun) D.Carr pass short middle intended for S.Roberts INTERCEPTED by P.Robinson [F.Cox] at PHI 37. P.Robinson pushed ob at OAK 44 for 19 yards (D.Washington).

**Philadelphia Eagles at 4:16**

1-10-OAK 44	(4:16) N.Foles pass incomplete deep left to N.Agholor [D.Latham].
2-10-OAK 44	(4:05) (Shotgun) J.Ajayi left guard to OAK 30 for 14 yards (R.Nelson). FUMBLES (R.Nelson), RECOVERED by OAK-T.Carrie at OAK 30. T.Carrie to OAK 30 for no gain (J.Ajayi).

**Oakland Raiders at 3:55**

1-10-OAK 30	(3:55) M.Lynch right end to OAK 30 for no gain (V.Curry). FUMBLES (V.Curry), RECOVERED by PHI-R.McLeod at OAK 30. R.McLeod to OAK 30 for no gain (D.Sharpe).
-------------	--

**Philadelphia Eagles at 3:46**

1-10-OAK 30	(3:46) (Shotgun) N.Foles pass short left to N.Agholor pushed ob at OAK 18 for 12 yards (D.McDonald).	P11
<u>1-10-OAK 18</u>	(3:09) N.Foles pass incomplete deep middle to Z.Ertz.	
2-10-OAK 18	(3:04) (Shotgun) N.Foles pass short right to Z.Ertz to OAK 17 for 1 yard (K.Joseph).	
3-9-OAK 17	(2:23) (Shotgun) N.Foles pass incomplete short middle to A.Jeffery.	
4-9-OAK 17	<b>(2:17) J.Elliott 35 yard field goal is GOOD, Center-R.Lovato, Holder-D.Jones.</b>	

<b>OAK 10 PHI 10, 5 plays, 13 yards, 1:33 drive, 12:47 elapsed</b>
--

J.Elliott kicks 45 yards from PHI 35 to OAK 20. J.Richard to OAK 31 for 11 yards (T.Burton).

**Oakland Raiders vs Philadelphia Eagles at Lincoln Financial Field**

**Oakland Raiders at 2:13, (1st play from scrimmage 2:08)**

1-10-OAK 31 (2:08) M.Lynch up the middle to OAK 46 for 15 yards (R.McLeod).

R10

1-10-OAK 46 (1:28) M.Lynch right end to OAK 45 for -1 yards (N.Bradham; B.Graham).

2-11-OAK 45 (:44) (Shotgun) M.Lynch up the middle to OAK 48 for 3 yards (B.Allen; R.McLeod).

**END OF QUARTER**

	Score	Time Poss	First Downs				Efficiencies	
			R	P	X	T	3 Down	4 Down
<b>Oakland Raiders</b>	<b>10</b>	<b>9:29</b>	<b>3</b>	<b>0</b>	<b>1</b>	<b>4</b>	<b>0/3</b>	<b>0/0</b>
<b>Philadelphia Eagles</b>	<b>10</b>	<b>5:31</b>	<b>0</b>	<b>1</b>	<b>0</b>	<b>1</b>	<b>0/3</b>	<b>0/0</b>

## Fourth Quarter

12/25/2017

## Play By Play

Oakland Raiders continued.

- 3-8-OAK 48 (15:00) (Shotgun) D.Carr sacked at OAK 41 for -7 yards (C.Long). FUMBLES (C.Long) [C.Long], recovered by OAK-D.Washington at OAK 41. D.Washington to OAK 45 for 4 yards (M.Jenkins).
- 4-11-OAK 45 (14:08) M.King punts 36 yards to PHI 19, Center-J.Condo. K.Barner to PHI 27 for 8 yards (N.Morrow).

## Philadelphia Eagles at 13:57

- 1-10-PHI 27 (13:57) L.Blount left end to PHI 25 for -2 yards (B.Irvin).
- 2-12-PHI 25 (13:16) (Shotgun) N.Foles pass incomplete short right to T.Smith.
- 3-12-PHI 25 (13:09) (Shotgun) N.Foles FUMBLES (Aborted) at PHI 20, and recovers at PHI 20. N.Foles sacked at PHI 9 for -16 yards (D.Autry).
- 4-28-PHI 9 (12:24) D.Jones punts 42 yards to OAK 49, Center-R.Lovato, fair catch by T.Carrie.

## Oakland Raiders at 12:18

- 1-10-OAK 49 (12:18) (Shotgun) D.Carr pass short left to A.Cooper to PHI 45 for 6 yards (R.Darby).
- 2-4-PHI 45 (11:42) M.Lynch right end to PHI 42 for 3 yards (B.Graham).
- 3-1-PHI 42 (11:06) M.Lynch up the middle to PHI 40 for 2 yards (V.Curry).
- 1-10-PHI 40 (10:24) M.Lynch left tackle to PHI 38 for 2 yards (N.Bradham).
- 2-8-PHI 38 (9:41) (Shotgun) D.Carr pass incomplete deep right to M.Crabtree (J.Mills) [V.Curry].
- 3-8-PHI 38 (9:35) (Shotgun) D.Carr pass incomplete deep left to J.Cook.

*PENALTY on PHI-R.Darby, Illegal Contact, 5 yards, enforced at PHI 38 - No Play.*

- 1-10-PHI 33 (9:29) M.Lynch right end to PHI 33 for no gain (F.Cox; M.Jenkins).
- 2-10-PHI 33 (8:48) (Shotgun) D.Carr scrambles up the middle to PHI 30 for 3 yards (D.Barnett). PHI-J.Mills was injured during the play.
- 3-7-PHI 30 (8:10) (Shotgun) D.Carr pass incomplete deep right.
- 4-7-PHI 30 (8:03) G.Tavecchio 48 yard field goal is No Good, Wide Right, Center-J.Condo, Holder-M.King.

## Philadelphia Eagles at 7:58

- 1-10-PHI 38 (7:58) (Shotgun) N.Foles pass short left intended for Z.Ertz INTERCEPTED by R.Nelson [B.Irvin] at PHI 40. R.Nelson to PHI 37 for 3 yards (Z.Ertz).

## Oakland Raiders at 7:52

- 1-10-PHI 37 (7:52) (Shotgun) D.Carr pass incomplete short left to M.Lynch.
- 2-10-PHI 37 (7:46) M.Lynch left end to PHI 26 for 11 yards (N.Bradham; R.McLeod).
- PENALTY on OAK-L.Smith, Offensive Holding, 10 yards, enforced at PHI 37 - No Play.*

- 2-20-PHI 47 (7:17) (Shotgun) D.Carr pass short left to J.Richard pushed ob at PHI 24 for 23 yards (N.Bradham).
- 1-10-PHI 24 (6:42) J.Richard up the middle to PHI 16 for 8 yards (M.Jenkins). FUMBLES (M.Jenkins), RECOVERED by PHI-M.Jenkins at PHI 16. M.Jenkins to PHI 16 for no gain (L.Smith).

## Philadelphia Eagles at 6:35

- 1-10-PHI 16 (6:35) (Shotgun) J.Ajayi left end to PHI 18 for 2 yards (R.Nelson).
- 2-8-PHI 18 (5:53) (Shotgun) J.Ajayi up the middle to PHI 22 for 4 yards (K.Mack).
- 3-4-PHI 22 (5:10) (Shotgun) N.Foles pass incomplete deep right to A.Jeffery [D.Autry].
- 4-4-PHI 22 (4:57) D.Jones punts 37 yards to OAK 41, Center-R.Lovato, downed by PHI-N.Gerry.

## Oakland Raiders at 4:47

- 1-10-OAK 41 (4:47) M.Lynch right end to OAK 45 for 4 yards (B.Allen).
- 2-6-OAK 45 (4:10) M.Lynch up the middle to OAK 43 for -2 yards (V.Curry; C.Long).
- 3-8-OAK 43 (3:27) (Shotgun) D.Carr pass short left to M.Lynch to OAK 40 for -3 yards (T.Jernigan).
- 4-11-OAK 40 (2:35) M.King punts 50 yards to PHI 10, Center-J.Condo. K.Barner MUFFS catch, and recovers at PHI 9. K.Barner to PHI 12 for 3 yards (J.Holton; S.Calhoun).

## Philadelphia Eagles at 2:19

- 1-10-PHI 12 (2:19) J.Ajayi right end to PHI 6 for -6 yards (B.Irvin).

Two-Minute Warning

- 2-16-PHI 6 (2:00) L.Blount left tackle to PHI 10 for 4 yards (K.Mack).
- 3-12-PHI 10 (1:24) (Shotgun) N.Foles pass incomplete short right to T.Smith.
- 4-12-PHI 10 (1:17) D.Jones punts 44 yards to OAK 46, Center-R.Lovato, downed by PHI-R.Lovato.

## Oakland Raiders at 1:07

- 1-10-OAK 46 (1:07) (Shotgun) D.Carr pass short right to M.Lynch pushed ob at OAK 46 for no gain (M.Kendricks).
- 2-10-OAK 46 (:57) (Shotgun) D.Carr pass short left intended for A.Cooper INTERCEPTED by R.Darby (V.Curry) at PHI 48. R.Darby to PHI 48 for no gain (A.Cooper).
- The Replay Official reviewed the pass interception ruling, and the play was Upheld. The ruling on the field stands.

## Philadelphia Eagles at 0:54

**Oakland Raiders vs Philadelphia Eagles at Lincoln Financial Field**

- 1-10-PHI 48 (:54) (Shotgun) N.Foles pass short middle to N.Agholor to OAK 47 for 5 yards (N.Bowman).  
Timeout #1 by PHI at 00:49.
- 2-5-OAK 47 (:49) (Shotgun) N.Foles pass short right to N.Agholor to OAK 39 for 8 yards (T.Carrie).  
Timeout #2 by PHI at 00:38.
- 1-10-OAK 39 (:38) (Shotgun) N.Foles pass short right to Z.Ertz pushed ob at OAK 35 for 4 yards (K.Joseph).
- 2-6-OAK 35 (:34) (Shotgun) N.Foles pass short right to Z.Ertz pushed ob at OAK 31 for 4 yards (N.Morrow).
- 3-2-OAK 31 (:30) (Shotgun) N.Foles pass incomplete short right to C.Clement.
- 4-2-OAK 31 (:27) **J.Elliott 48 yard field goal is GOOD, Center-R.Lovato, Holder-D.Jones.**

<b>OAK 10 PHI 13, 6 plays, 21 yards, 0:32 drive, 14:38 elapsed</b>
--

J.Elliott kicks 55 yards from PHI 35 to OAK 10. D.Washington to OAK 36 for 26 yards (M.Jenkins).

**Oakland Raiders at 0:22, (1st play from scrimmage 0:17)**

- 1-10-OAK 36 (:17) (Shotgun) D.Carr pass incomplete short left to C.Patterson.
- 2-10-OAK 36 (:14) (Shotgun) D.Carr pass incomplete short left to D.Washington [T.Jernigan].  
Timeout #1 by OAK at 00:10.
- 3-10-OAK 36 (:10) (Shotgun) D.Carr pass incomplete short left to J.Cook [C.Long].  
Timeout #3 by PHI at 00:03.
- 4-10-OAK 36 (:03) (Shotgun) **D.Carr pass short right to A.Cooper to OAK 33 for -3 yards. Lateral to J.Richard to OAK 30 for -3 yards. FUMBLES, RECOVERED by PHI-D.Barnett at OAK 23. D.Barnett for 23 yards, TOUCHDOWN.**

**Philadelphia Eagles at 0:00**

TWO-POINT CONVERSION ATTEMPT. N.Foles rushes knees. ATTEMPT FAILS.

<b>OAK 10 PHI 19, 0 plays, 23 yards, 0:00 drive , 15:00 elapsed</b>
---

**END OF QUARTER**

	Score	Time Poss	First Downs				Efficiencies	
			R	P	X	T	3 Down	4 Down
<b>Oakland Raiders</b>	<b>10</b>	<b>9:43</b>	<b>1</b>	<b>1</b>	<b>1</b>	<b>3</b>	<b>1/5</b>	<b>0/1</b>
<b>Philadelphia Eagles</b>	<b>19</b>	<b>5:17</b>	<b>0</b>	<b>1</b>	<b>0</b>	<b>1</b>	<b>0/4</b>	<b>0/0</b>

# Miscellaneous Statistics Report

Oakland Raiders vs Philadelphia Eagles  
12/25/2017 at Lincoln Financial Field

## Ten Longest Plays for Oakland Raiders

Yards	Qtr	Play Start	Play Description
63	2	1-10-OAK 37	(12:46) (Shotgun) D.Carr pass deep right to A.Cooper for 63 yards, TOUCHDOWN.
34	3	2-7-PHI 47	(13:10) J.Richard left end to PHI 13 for 34 yards (R.Darby; R.McLeod).
23	4	2-20-PHI 47	(7:17) (Shotgun) D.Carr pass short left to J.Richard pushed ob at PHI 24 for 23 yards (N.Bradham).
16	3	1-10-OAK 25	(14:54) M.Lynch up the middle to OAK 41 for 16 yards (R.McLeod).
15	2	3-28-OAK 35	(4:02) (Shotgun) D.Carr pass short right to J.Cook to 50 for 15 yards (P.Robinson; M.Kendricks).
15	3	1-10-OAK 31	(2:08) M.Lynch up the middle to OAK 46 for 15 yards (R.McLeod).
12	1	3-14-OAK 46	(9:51) (Shotgun) D.Carr pass short middle to L.Smith to PHI 42 for 12 yards (N.Bradham) [C.Long].
11	2	2-6-OAK 27	(8:05) (Shotgun) D.Carr pass short middle to S.Roberts to OAK 38 for 11 yards (P.Robinson).
9	3	1-10-OAK 41	(14:18) M.Lynch up the middle to OAK 45 for 4 yards (N.Bradham). PENALTY on PHI-F.Cox, Defensive Holding, 5 yards, enforced at OAK 45.
8	1	1-10-OAK 29	(2:46) M.Lynch left end pushed ob at OAK 37 for 8 yards (M.Jenkins). OAK-V.Alexander was injured during the play. His return is Questionable.

## Ten Longest Plays for Philadelphia Eagles

Yards	Qtr	Play Start	Play Description
25	2	1-10-PHI 24	(3:08) (Shotgun) N.Foles pass short left to Z.Ertz to PHI 49 for 25 yards (R.Nelson).
17	1	2-8-OAK 17	(2:59) (Shotgun) N.Foles pass short left to J.Ajayi for 17 yards, TOUCHDOWN.
15	2	2-20-PHI 26	(11:32) (Shotgun) N.Foles pass short middle to Z.Ertz to PHI 41 for 15 yards (D.McDonald).
12	1	3-5-OAK 42	(7:09) (Shotgun) C.Clement up the middle to OAK 30 for 12 yards (R.Nelson).
12	2	1-10-OAK 33	(:38) (Shotgun) N.Foles pass short right to B.Celek pushed ob at OAK 21 for 12 yards (S.Luani).
12	3	1-10-OAK 30	(3:46) (Shotgun) N.Foles pass short left to N.Agholor pushed ob at OAK 18 for 12 yards (D.McDonald).
11	1	1-10-PHI 42	(9:07) (Shotgun) J.Ajayi left end to OAK 47 for 11 yards (R.Nelson).
11	2	1-10-PHI 25	(12:36) (Shotgun) N.Foles pass short right to Z.Ertz pushed ob at PHI 36 for 11 yards (K.Joseph).
10	3	3-18-PHI 17	(9:34) (Shotgun) N.Foles pass short middle to N.Agholor to PHI 27 for 10 yards (T.Carrie).
9	1	1-17-OAK 26	(3:40) J.Ajayi up the middle to OAK 17 for 9 yards (K.Joseph).

## Touchdown Scoring Information

		Offense	Defense	Special Teams
<b>VISITOR</b>	Oakland Raiders	1	0	0
<b>HOME</b>	Philadelphia Eagles	1	1	0

## Player Scoring Information

Club	Player	TD	Rush TD	Rec TD	KO TD	Punt TD	Int TD	Fum TD	Misc TD	FG	XP	2Pt Rush	2Pt Rec	Sfty	Points
OAK	A.Cooper	0	0	1	0	0	0	0	0	0	0	0	0	0	6
OAK	G.Tavecchio	0	0	0	0	0	0	0	0	1	1	0	0	0	4
PHI	J.Elliott	0	0	0	0	0	0	0	0	2	1	0	0	0	7
PHI	J.Ajayi	0	0	1	0	0	0	0	0	0	0	0	0	0	6

## Possession Detail

	First Half		Second Half		Game	
	Visitor	Home	Visitor	Home	Visitor	Home
Largest Lead	0	7	3	9	3	9
Drives Leading	0	1	3	0	3	1
Time of Possession Leading	0:00	2:34	3:06	0:00	3:06	2:34
Largest Deficit	-7	0	-9	-3	-9	-3
Drives Trailing	2	0	1	4	3	4
Time of Possession Trailing	2:41	0:00	0:22	5:31	3:03	5:31
Times Score Tied Up		1		1		2
Lead Changes		1		2		3

# Playtime Percentage

*Percent of playtime per player on offense, defense and special teams*

Oakland Raiders						Philadelphia Eagles							
		Offense	Defense	Special Teams				Offense	Defense	Special Teams			
D Sharpe	T	69	100%		3	11%	L Johnson	T	68	100%	4	15%	
R Hudson	C	69	100%		3	11%	C Warmack	G	68	100%	4	15%	
M Newhouse	T	69	100%				B Brooks	G	68	100%	4	15%	
D Carr	QB	69	100%				H Vaitai	T	68	100%	4	15%	
G Jackson	G	68	99%		3	11%	N Foles	QB	68	100%			
K Osemele	G	68	99%		3	11%	J Kelce	C	68	100%			
S Roberts	WR	52	75%				A Jeffery	WR	63	93%			
J Cook	TE	52	75%				N Agholor	WR	58	85%			
L Smith	TE	44	64%		7	26%	Z Ertz	TE	56	82%			
M Lynch	RB	44	64%				T Smith	WR	55	81%			
A Cooper	WR	44	64%				J Ajayi	RB	28	41%			
M Crabtree	WR	31	45%				C Clement	RB	27	40%	20	74%	
P Brown	TE	22	32%		3	11%	B Celek	TE	20	29%	7	26%	
D Washington	RB	17	25%		9	33%	L Blount	RB	12	18%			
C Patterson	WR	13	19%		9	33%	T Burton	TE	10	15%	24	89%	
J Holton	WR	12	17%		16	59%	M Hollins	WR	9	13%	11	41%	
J Richard	RB	9	13%		12	44%	K Barner	RB	2	3%	8	30%	
V Alexander	T	4	6%				M Jenkins	SS		69	100%	6	22%
J Olawale	FB	3	4%		20	74%	N Bradham	LB		69	100%	3	11%
T Carrie	CB		68	100%	11	41%	R McLeod	FS		69	100%	3	11%
K Mack	DE		68	100%	4	15%	R Darby	CB		63	91%		
N Bowman	LB		67	99%			F Cox	DT		62	90%		
S Smith	CB		67	99%			J Mills	CB		62	90%		
R Nelson	FS		67	99%			M Kendricks	LB		54	78%		
B Irvin	LB		62	91%			V Curry	DE		51	74%	2	7%
D McDonald	CB		57	84%	4	15%	P Robinson	CB		42	61%	10	37%
K Joseph	SS		54	79%	3	11%	C Long	DE		42	61%		
N Morrow	LB		51	75%	9	33%	B Graham	DE		38	55%	2	7%
D Autry	DE		40	59%	4	15%	T Jernigan	DT		33	48%	3	11%
J Ward	DE		28	41%			D Ellerbe	LB		27	39%	4	15%
E Vanderdoes	DT		27	40%	4	15%	B Allen	DT		22	32%	7	26%
S Calhoun	LB		23	34%	20	74%	D Barnett	DE		20	29%	3	11%
D Latham	NT		18	26%	8	30%	C Graham	FS		15	22%	17	63%
S Luani	FS		15	22%	19	70%	N Goode	LB		9	13%	21	78%
J Ellis	NT		15	22%	7	26%	D Vaeao	DT		7	10%		
M Lee	LB		6	9%	20	74%	R Douglas	CB		4	6%	16	59%
J Cowser	LB		6	9%	12	44%	J Watkins	SS		1	1%	12	44%
A Hamilton	CB		5	7%	11	41%	B Braman	LB				23	85%
K McGill	FS		4	6%	17	63%	K Grugier-Hill	LB				23	85%
E Harris	SS				20	74%	N Gerry	LB				20	74%
B Sheldon	LB				11	41%	R Lovato	LS				12	44%
J Condo	LS				8	30%	D Jones	P				12	44%
M King	P				8	30%	J Elliott	K				8	30%
G Tavecchio	K				6	22%	I Seumalo	G				4	15%
J Stone	C				3	11%							

## OAKLAND RAIDERS GAME RECAP CLIPS

### BAY AREA NEWS GROUP

Raiders' season continues stumbling to brutal end after ugly loss to Eagles

By Matt Schneidman

December 25, 2017

PHILADELPHIA – With no time left on the clock and the field flooded with people, referee Ronald Torbert made an announcement: “The game is not over.”

The Eagles had returned a fumbled lateral for a touchdown as time expired for a 19-10 lead, but they had to kick the extra point.

The Raiders, however, couldn't get off the field soon enough. Their season, too, can't end any quicker.

Another dreadful loss. Another head-scratcher from Derek Carr. Another postgame with more deflections than answers from Jack Del Rio when asked about struggles after Oakland's (6-9) 19-10 loss to the Eagles (13-2) on Monday night.

Only one game remains until the Raiders fade into the offseason as arguably the NFL's biggest disappointment of 2017.

“Potential is kind of just that vomit word,” right tackle Marshall Newhouse said, “because it just doesn't matter if it doesn't come together.”

That's been the story of the Raiders' season, one on paper placing them among the AFC's elite but one in reality relegating them well below that. Carr has gone from near-MVP to afterthought. Del Rio has gone from four-year extension to a coach whose team can't rectify small details week in and week out. Todd Downing has gone from hot new offensive coordinator to presumably on a scorching hot seat.

Oakland's offense was supposed to be the stronger side of the ball this season...by a lot. On Monday, Carr and Co. did their best Santa impersonation on Christmas Day in handing the Eagles gift after gift after gift. One fumble. Then a second. And a third. One interception. Then a second that led to Philadelphia's game-winning field goal.

One of the NFL's best offenses – granted, without MVP-caliber quarterback Carson Wentz – injected zero fear into a Raiders' defense that dominated. Though Del Rio firmly avoided blaming his offense for the loss, it's clear whose fault this defeat was.

“Everyone should feel sick right now. We lost,” Carr said. “Especially on our side of things, we didn't do well enough in the second half to win the game.”

Apart from a 63-yard touchdown pass to Amari Cooper in the second quarter that tied the game at seven, Carr completed only 14 passes for 77 yards. On 15 offensive drives, he completed 15 passes. The Eagles converted on 1-of-14 third downs, but the Raiders still lost.

Somehow, Oakland keeps finding more mind-boggling ways to come up short. The Raiders have been blown out when both sides of the ball don't play well. They've lost when their quarterback fumbles out of the back of the end zone for a touchback. On Monday, they did everything realistically possible on



## **OAKLAND RAIDERS GAME RECAP CLIPS**

one side of the ball to pull off a stunner, yet still fly back to California with the same feeling as eight other postgames this season.

At this point it's too late to correct the small things for those fixes to matter. Sure, a win against the Chargers next weekend would be a nice way to enter the offseason, but this Raiders season isn't about the small things even though their head coach and quarterback harp on minuscule details gone awry time and time again. After Monday, another loss in the turnover battle, it's easy to point out fumbles and interceptions, plays where a matter of inches dictate a change in tide.

But for Oakland to really "Return to Greatness," or even return to its 2016 form, simply fixing a cluster of small details may not get the job done.

"Each man in the mirror has to look at themselves and say, 'If we wanna make this team better, what do I gotta fix?'" Carr said. "And I know that I will. I've done that since I got here and I will always do that. I will always continue to look at myself first and try and fix what I can fix and then try and help those that need some help along the way."

With playoff hopes officially dashed on Sunday, the Raiders could've stormed into Philadelphia and prevented the Eagles from clinching the NFC's No. 1 seed.

Instead, one side of the ball seemed to do everything it could to gift the Eagles that title as an already underwhelming Raiders season stumbles to an unceremonious end.

"Woulda, coulda, shouldas are not working," Del Rio said. "Not gonna get it done. You get your opportunity. You live with the results."

## **SAN FRANCISCO CHRONICLE**

Raiders waste stout defensive effort in loss to Eagles

By Matt Kawahara  
December 25, 2017

PHILADELPHIA — The Raiders gave away a game on Christmas night.

With five turnovers in the second half, the Raiders wasted a stout defensive effort against the third-ranked offense in the NFL and fell 19-10 to the Eagles at Lincoln Financial Field.

A 48-yard field goal by Philadelphia's Jake Elliott with 22 seconds left broke a 10-10 tie, and the Eagles added insult by returning a fumble for a touchdown on the final play of the game.

The Raiders' defense held the Eagles to 216 total yards and forced two turnovers. But the effort went for naught as the Raiders were ensured a losing record in a season that began with Super Bowl aspirations.

"It was a defensive battle tonight, hard-fought game," Raiders head coach Jack Del Rio said. "We certainly had our chances."

## OAKLAND RAIDERS GAME RECAP CLIPS

In the second half, Oakland started five drives with field position of their own 41-yard line or better. Those drives ended in two interceptions, a fumble, a punt and a missed field goal.

Del Rio said he told the locker room after the game: "Football is a team game. There's no, 'Our side played well,' or, 'This phase played well.' It did, and it does. But it's a team. We win or lose as a team."

Said right tackle Marshall Newhouse: "We didn't hold up our end of the bargain for the defense."

Derek Carr completed 15 of 29 passes for 140 yards and two interceptions, the second of which was disastrous. After the Raiders got the ball back at their 46 with 1:07 left in a tied game, Carr threw a pass for Amari Cooper that was picked off by Ronald Darby, setting up Elliott's decisive field goal.

"They were playing just man coverage," Carr said. "So I went with the one-on-one to our X, as a slant. We didn't make the play."

For the Raiders, who were eliminated from postseason contention Sunday, there were positives before the disappointment.

First, the defense continued to show improvement under coordinator John Pagano. Eagles quarterback Nick Foles, who had thrown for four touchdowns last week against the Giants, completed 19 of 38 passes for 163 yards. The Raiders recorded two sacks and an interception and held the Eagles to a 1-for-14 mark on third downs.

Philadelphia did convert two fourth-down attempts, one of which led to a 17-yard touchdown on a screen pass from Foles to running back Jay Ajayi in the first quarter.

Second, Cooper returned from an ankle injury that has sidelined him for most of the past month and showed glimpses of his past explosiveness on a 63-yard touchdown catch in the second quarter. Lined up wide right, Cooper ran a slant-and-go that fooled cornerback Jalen Mills and created separation for Cooper, who recorded his first catch since Nov. 26.

It was one of just three catches on four targets for Cooper, though, and it accounted for nearly half of Carr's passing yards.

"Obviously, once we hit the first one they weren't going to let us have another one," Carr said. "We had a couple opportunities, but for the most part they did a good job of staying on top."

The Raiders gained 137 rushing yards on an Eagles defense that came in allowing 71.5 yards a game, best in the NFL. But they failed to turn possessions into points, and the inconsistency of their offense remains a concern going forward.

"Look, I know that's going to be a continuing conversation for us," Del Rio said. "I'm just tonight going to talk about, we win and lose as a football team."

The Raiders escaped the first half tied 7-7 after Elliott missed a 33-yard field goal try, and took a 10-7 lead early in the third on a 25-yard field goal by Giorgio Tavecchio.

## **OAKLAND RAIDERS GAME RECAP CLIPS**

Carr threw his first interception with 4:16 left in the third. The Raiders' defense wrested the ball back on a forced fumble, but on the very next play, Marshawn Lynch committed his first fumble since 2014 at Oakland's 30, leading to a game-tying 35-yard field goal by Elliott.

Tavecchio missed a 48-yard attempt with 8:03 left. Raiders safety Reggie Nelson intercepted a tipped Foles pass on the next play, atoning for a dropped interception earlier in the game. But the Raiders' offense again gave the ball back, on Jalen Richard's fumble in the red zone.

"What sets you apart at the end of the day and leads you onwards and upwards in the playoffs and beyond is, you take way more than you give," Newhouse said. "When they give you opportunities, you slam the door shut.

"We haven't done that enough this year. And we definitely didn't do that enough tonight."

### 3 Notables

RB Marshawn Lynch: He had 25 carries for 95 yards against the No. 1 rushing defense in the NFL but lost a fumble for the first time since 2014.

DE Jihad Ward: He recorded his first NFL sack while active for just the fourth time this season — and in his hometown, no less.

S Reggie Nelson: He dropped a potential pick-six in the first half, but intercepted a pass later to go with three pass break-ups and a forced fumble.

## NBC SPORTS BAY AREA

Carr gifts Eagles a Christmas win, late interception leads to GW field goal  
By Scott Bair  
December 25, 2017

PHILADELPHIA – The Raiders had nothing to play for Monday night. They were formally eliminated from playoff contention Sunday afternoon, leaving just two games to wrap an incredibly disappointing season.

Effort never waned against the Eagles, though the Raiders played like a team that doesn't belong in the postseason.

Offense is to blame for the season going so far south, and was the problem yet again on Christmas night. That unit was awful, and the passing game in particular was ugly as ever against the Eagles.

Defense kept the Raiders in it with one stop after another.

The offensive gave this one away, and was responsible for a 19-10 loss at Lincoln Financial Field.

## OAKLAND RAIDERS GAME RECAP CLIPS

Quarterback Derek Carr's second interception was a back breaker, giving the Eagles possession near midfield with less than a minute to go. Philadelphia worked into field goal range and Jake Elliott converted from 48 yards out with 22 seconds left.

There was no late-game magic in that unit, which could move an inch with the game on the line. The offense turned it over four times in the second half, including the final play with the Eagles returning a fumble for a touchdown.

The Raiders ran well against the NFL's best rushing defense, with 137 yards on 33 carries. Marshawn Lynch paced that effort, with 94 yards and was the team's steadiest offensive presence.

The passing game, however, was completely out of sync. Protection was suspect. Receivers weren't getting much separation.

Quarterback Derek Carr couldn't find a rhythm, wasn't terribly accurate and made some poor decisions one of his worst games this season. He completed 15-of-29 passes for 147 yards, a touchdown and two interceptions. He also lost a fumble at the end.

Most of his yards came from one pass.

Amari Cooper scored the Raiders' first touchdown on a 63-yard reception from Carr. Cooper ran a slant and go route, and Eagles cornerback Jalen Mills bit hard on the first half on a double move.

Cooper was wide open for a relatively easy touchdown.

The Raiders struggled to sustain drives, as they have all season, but found themselves in the driver's seat down the stretch.

Defense maintained firm control over an Eagles offensive far more explosive with Carson Wentz under center. He's out with a torn ACL, leaving backup Nick Foles to captain the ship. Raiders fans will remember him for seven touchdown passes at Oakland Coliseum in 2013, but he was far less effective this time around.

Offensive play was truly offensive in the third quarter, with three turnovers in four plays. Carr threw an interception. Jay Ajayi lost a fumble to plays later and then Marshawn Lynch coughed it up on the next play.

The Eagles only got a field goal from that exchange well into Raiders territory, securing a 10-10 tie heading into the fourth quarter.

The Eagles broke it late, but it wasn't the defense's fault. This "L" falls on the offense.

## OAKLAND RAIDERS GAME RECAP CLIPS

### LAS VEGAS REVIEW-JOURNAL

Raiders' spirit of giving results in 19-10 gift to Eagles  
By Michael Gehlken  
December 25, 2017

PHILADELPHIA — The spirit of giving overwhelmed the Raiders on Christmas Day.

At least, the spirit of giving back.

They earned a third-and-4 chance. It became third-and-9 on a delay of game and third-and-14 on a false start. Safety Reggie Nelson was gifted an easy interception. He dropped it. Later, when the Raiders forced their first turnover, running back Marshawn Lynch lost a fumble on the next play. When Nelson caught his first interception of the season, running back Jalen Richard lost a fumble three plays later.

Derek Carr delivered the final gifts.

Unable to connect with wide receiver Amari Cooper, the Raiders quarterback dispensed his second interception of Monday night — his offense's fourth turnover of the second half. The Philadelphia Eagles took possession at their own 48-yard line and eventually the lead with a 48-yard field goal. A remote comeback attempt died with a desperation lateral drill that ended with Carr's fumble being returned for a touchdown in a 19-10 loss.

The fifth second-half turnover.

Merry Christmas.

The Eagles received the NFC's top playoff seed, assuring them homefield advantage in January. Those who give during the holidays are often said to be rewarded, too. The Raiders dropped to 6-9 in 2017 and, indeed, boosted their draft selection in April. They were formally eliminated from playoff contention on Sunday with the Kansas City Chiefs' win over the Miami Dolphins.

If that result hadn't done it, this one would've.

"It's a fine line," coach Jack Del Rio said. "It's a fine line between really good and being where we are right now. We work hard. We go out and compete. We had an opportunity to earn it. ... Like I've said many times, the would've-could've-should'ves are not going to get it done. You get your opportunity (to) earn it. You live with the results."

The Raiders had plenty of positives on a mistake-filled night.

Cooper caught a 63-yard touchdown on a slant-and-go route in the second quarter. He was coming off a left ankle injury, which later may have affected his ability to cut on a slant route and thereby contributed to Carr's interception versus man coverage in the final minute.

The Eagles entered Monday having allowed an NFL-low 71.5 rushing yards per game. The Raiders had 137 with Lynch leading the way. He had 25 carries for 95 yards.

## OAKLAND RAIDERS GAME RECAP CLIPS

The defense continued to play better football under John Pagano, the team's assistant head coach who overtook play-calling duties in November. Philadelphia converted just one of 14 third-down attempts. It committed two turnovers and managed 216 total yards.

But where there were positives, there were negatives. Back and forth the teams went all night. Ultimately, the Raiders' Giorgio Tavecchio missed a 48-yard field goal in the fourth quarter. The Eagles kept receiving chances until kicker Jake Elliott made his to break the tie.

"That's the NFL," right tackle Marshall Newhouse said. "There's just so much ebb and flow. You've got to keep your head down and keep playing, just like when they fumbled and we got the ball back. In our head, we were going to score, and then we fumbled and gave it back to them. Our defense holds. They played great.

"What sets you apart, at the end of the day, what leads you onwards and upwards in the playoffs and beyond is you take way more than you give. When they give you opportunities, you slam the door shut."

Five second-half turnovers proved daunting.

On Christmas Day, the Raiders were too generous for their own good.

## THE ASSOCIATED PRESS

Derek Carr struggles in Oakland's latest loss  
By Rob Maaddi  
December 25, 2017

PHILADELPHIA (AP) — Derek Carr got paid a lot of money to make plays he couldn't against the Philadelphia Eagles on a national stage.

Hurried and harassed for much of Monday night, Carr made poor decisions, ill-advised throws and struggled in tough, windy conditions. With the game on the line, his second interception led to a go-ahead field goal in Oakland's 19-10 loss.

It wasn't all his fault, of course. A banged-up offensive line missing Pro Bowl left tackle Donald Penn didn't give him much time, wide receiver Michael Crabtree was invisible and both running backs lost fumbles.

"Football is a team game. There's no 'our side played well.' We win or lose as a team," Raiders coach Jack Del Rio said. "Both quarterbacks had a hard time throwing it. I don't think either passing game lit it up."

Carr was 15 of 29 for 140 yards with one touchdown and two picks. Philadelphia's Nick Foles was 19 of 38 for 163 yards, one TD and one interception.

## **OAKLAND RAIDERS GAME RECAP CLIPS**

"I will always continue to look at myself first and try and fix what I can fix and try and help those I can along the way," Carr said.

For Carr, it has been a disappointing season.

The Raiders began the year with Super Bowl aspirations after going 12-4 in 2016. But they've been inconsistent all season and Carr has regressed following a breakout year.

"You have to work hard when it gets tough," Carr said. "When things get tough, a lot of people point fingers. I've tried my best every single time to stand up here, be a man and just take it. That's who I am, that's how I was raised and I'll always be that way.

"So when it gets hard, I fight. Nothing is going to change. Hopefully the results change. But I'm going to keep fighting. I've been 0-10, I've been in sucky situations, I've been through hard times in life more so than football. We're going to come out of it. I'm gonna work my tail off to correct it."

Carr led the Raiders to seven comeback wins last season and threw for 3,937 yards and 28 touchdowns with only six interceptions before breaking a leg in the next-to-last game of the year.

He was rewarded with a \$125 million, five-year contract in the offseason that briefly made him the NFL's highest-paid player. But his performance hasn't matched his pay check.

Carr has 21 TD passes and 12 picks, matching his totals from his rookie season in 2014.

"We can look at the good times we had a year ago and the hard times we had this year and lay out the plan and ask what was different," Carr said.



**FEATURE  
CLIPS**



## TABLE OF CONTENTS

Head Coach Jack Del Rio	2-3
Todd Downing	4-6
John Pagano	7-9
DL Denico Autry	10-12
LB NaVorro Bowman	13-14
QB Derek Carr	15-26
TE Jared Cook	27-30
WR Amari Cooper	31-32
LB/DE James Cowser	33-34
WR Michael Crabtree	35-37
LB Bruce Irvin	38-46
P Marquette King	47-50
RB Marshawn Lynch	51-55
DE Khalil Mack	56-59
LB Nicholas Morrow	60-62
G/T Kelechi Osemele	63-64
WR Cordarrelle Patterson	65-66
TE Lee Smith	67-68
K Giorgio Tavecchio	69-75

## Head Coach Jack Del Rio

### FANRAGSPORTS.COM

#### **Raiders coach Jack Del Rio is a proud football father**

By Bill Williamson

August 23, 2017

Like every NFL head coach, when the NFL schedule was released in April, Jack Del Rio scanned the Oakland Raiders' 16-game slate for the normal things — long road trips, the bye week, divisional games.

Then, unlike other head coaches, Del Rio's attention abruptly switched. His quest: Get me to Florida as much as possible.

"It was the very first thing I did," Del Rio told FanRag Sports on Wednesday.

Don't get Del Rio wrong. He is living his dream as the head coach of the Oakland Raiders, a team he closely followed as a kid growing up in the East Bay Area. Making this fall tricky, however, is Del Rio is also living the dream of many parents — his son is playing high-level college football. Del Rio's only son, Luke Del Rio, is a junior quarterback at Florida.

Naturally, Jack Del Rio wants to go to every one of his son's games. But with the Gators playing on Saturdays, mostly in the Eastern Time Zone and with the Raiders playing on Sundays, mostly in the Pacific Time Zone, Del Rio doesn't get much of an opportunity to see his son play.

It's tough.

"It's the hardest part, it really is," Del Rio said. "Like every parent, I'd love to be able to see my son every week. But it's just not possible."

Del Rio saw virtually every game his son played in high school in Denver when he was the Broncos' defensive coordinator prior to becoming the Raiders' head coach. Del Rio is thankful to former Denver head coach John Fox for being flexible. If the Broncos traveled on Friday, Fox would allow Del Rio to take a red-eye flight after Luke's games so he wouldn't miss any games.

However, the NFL-college challenge is more difficult. Because of injuries, Luke Del Rio started six games for the Gators last season. The elder Del Rio made three of the games. It helped that the Raiders had back-to-back games in Florida and that they stayed there for one week.

This year, much to Del Rio's chagrin, the Raiders' schedule is not as accommodating. Del Rio will be able to make the Gators' huge opener against Michigan on Sept. 2 in Gainesville, Fla. That is roster cut-down day. Del Rio didn't offer any specifics, but often teams make their final cuts the day before cuts are due. Thus, Del Rio will not be short-changing his duties to see his son play.

He will also be able to see his son play in November when the Raiders have their bye week. Del Rio caught a bad break in October when the Raiders play on a Thursday night, creating an open weekend. As bad luck would have it, that is Florida's bye week.

## **OAKLAND RAIDERS FEATURE CLIPS**

“It’s something I keep close tabs of,” Del Rio said. “I’m just grateful that I had a chance to see him play three times last season.”

Luke Del Rio is in a three-man competition for the starting job at Florida. Del Rio texted his son about his competition Wednesday morning. They talk often about competition.

Luke Del Rio has persevered through several challenges. He initially walked on at Alabama, then he went to Oregon State before ending up at Florida. He has also already graduated and he is working on his masters.

“I’m just proud of his him for working so hard and becoming such a good, young man,” Del Rio said of his son. “That stuff is more important than anything.”

Luke Del Rio told his father – who played linebacker in the NFL for 11 seasons – that he wanted to be a quarterback while in the eighth grade, when Del Rio was the head coach of the Jacksonville Jaguars. Del Rio told his son, who was playing outside linebacker then, to follow his dreams, but it may mean sitting for a while and competing.

“But he followed through on it and I couldn’t be prouder,” Del Rio said. “He’s shown great character and has grown and been relentless and persistent, following his dreams. That’s all I can ask for.”

## Offensive Coordinator Todd Downing

### FANRAGSPORTS.COM

#### **Todd Downing's unique path could help Raiders reach ultimate goal**

By Bill Williamson

August 7, 2017

Todd Downing was 19 years old and he was working for the Minnesota Vikings. Sure beats working the cash register at the corner convenience store.

Man, did he have something to brag about while going to night school at the University of Minnesota.

Fresh out of nearby Eden Prairie High school, where he was a quarterback under Mike Grant, the son of Vikings' legendary former coach Bud Grant, Downing's initial duties for the Purple was to drive around the grandchildren of then-team owner Red McCombs on game weekends.

"I was 19 and thrilled to be part of pro football, that's what I always wanted to do," Downing told FanRag Sports from the Oakland Raiders' training camp. "I just wanted to work hard and show my value to the organization any way I could."

It was the beginning of a unique, wild journey that has resulted in a half of a lifetime to a surreal opportunity. At age 37, Downing is beginning his role as the offensive coordinator of the Oakland Raiders. He was promoted from quarterback coach in January to lead one of the most dynamic offenses in the NFL.

The Raiders surprisingly fired Bill Musgrave as offensive coordinator after he led the 12-4 to the No. 6 offense in the NFL. Raiders head coach Jack Del Rio felt he needed to make the move because he was going to lose Downing to another franchise. Downing was getting big interest elsewhere as an offensive coordinator.

So, Del Rio got proactive and kept his rising star to himself. No one would have ever predicted this path 18 years ago for the red-haired kid known for his work ethic and easy way with people.

Downing admits he bristles when he is described as a "young coach." Yes, he may be on the young side for a coach in his position, but he's been through the NFL ringer, even though in an unconventional way.

"I've lived 18 years in dog years, bro," Downing said with a laugh. "I'm 37, but this is my 18th NFL training camp ... My journey has been unique, that's for sure."

In 2000, at the age of 20, Downing saw an expanded role with the Vikings when he became a public relations intern. His duties included getting players for interviews with the media, transcribing interviews and handing out information sheets to Vikings beat reporters. Downing was well liked within the organization and many thought he had a future as a PR man in the league.

"Todd did a great job at the Vikings and always did more than was asked of him," longtime Vikings PR director Bob Hagan recalled. "He was very innovative and came up with many new ideas. We wanted

## OAKLAND RAIDERS FEATURE CLIPS

to keep him in the PR department but Mike Tice wanted him to work with the coaches and the rest is history.”

Looking back, Downing said he would have been happy and would have fully embraced whatever path the Vikings wanted him to take. If that meant he would now be a 37-year-old operations executive for his hometown team, he would have been happy. But the reality was that Downing always wanted to coach. He could have continued his playing career at the Division III level after high school, but he knew his playing ceiling was low. What he really wanted do was coach. He helped with the ninth-grade team at his alma mater, Eden Prairie, a traditional Minnesota powerhouse.

“Xs and Os has always been my passion,” Downing said. “While I was fully open to helping the Vikings in any capacity that it gave them value, I always wanted to be a coach. Still, I know the road was not an easy one.”

Downing became close with Mike Tice, who was promoted from offensive line coach to head coach in Minnesota after the late Dennis Green was fired early in 2002. Downing would drive Tice around training camp. Tice asked Downing what he had envisioned for the future and Downing said he wanted to be a coach. So, the next year, Tice moved him to the coaching staff. He was first a football systems analyst and then promoted to offensive quality control coach in 2005 at the age of 25.

Tice and Downing stayed close after Tice was fired in Minnesota after the 2005 season and went back to his roots as an assistant coach. Tice helped bring Downing to Oakland as quarterback coach in 2015 as part of Jack Del Rio’s new staff.

Downing impressed both Tice and former Rams head coach Scott Linehan while in Minnesota. Linehan was the Vikings’ offensive coordinator when Downing was breaking in.

When Linehan was hired in St. Louis, he took Downing with him when Downing was 25. Downing was a defensive and special team’s assistant and then defensive quality control coach with the Rams. When Linehan was fired in 2009, he went to Detroit for four years as passing game coordinator. He took Downing him with again. Downing was an offensive quality control coach and then assistant quarterback coach before getting his first, significant NFL coaching job as the Lions quarterback coach at the age of 30. He kept that job for three seasons and then went to Buffalo after a coaching change in 2014, before finally arriving in Oakland at the age of 34.

He was presented with this golden opportunity to be the Raiders offensive coordinator at 36, 17 years after he entered the league as a basically a chauffeur.

Downing is now Tice’s boss, essentially. And Tice couldn’t be more proud. He has seen amazing growth by Downing and he said he possesses special coaching gifts.

“He has always been extremely efficient and detailed,” Tice said of his protégée. “He has always tried to do things like reports, film cut-ups and presentations better than they have ever been done before.”

As Downing begins this new chapter in his career, he has full support in Oakland. He and Carr instantly became close when he was hired as quarterbacks coach two and a half years ago after Carr’s rookie season. Carr is thrilled to have Downing at the helm of the offense now.

“He cares about every relationship that he has,” Carr said told reporters during the offseason. “So he’s not ever going to be someone that you don’t think has your back out there ... For players to know that

## **OAKLAND RAIDERS FEATURE CLIPS**

when your coordinator has your back no matter what every time you step on that field. If you make a mistake he's got your back. He's going to try to help you get better at it."

Downing, considered by many in the NFL as someone who could get head-coaching offers in the next two years or so, is not taking this opportunity for granted, nor is he taking for granted the road he took.

"I've kept my head down and tried to get in position for more and more responsibility, whatever that may be," Downing said. "Now that I'm here in this position, I feel like I've taken the necessary steps in my career to be successful at it."

From driving the owner's kids to driving Carr's offense, indeed, Downing's NFL story has been an unusual one.

**Assistant Head Coach – Defense John Pagano**

**BAY AREA NEWS GROUP**

**Exclusive Q&A with Raiders D-coordinator John Pagano on family and football**

By Jerry McDonald

December 7, 2017

ALAMEDA — If Raiders defensive coordinator John Pagano looks as if he were born to be a football coach, there's good reason.

Raiders have wilted under the weight of expectations – and we should have seen it coming. It's been two games since Pagano, who arrived in the offseason as an assistant head coach, has taken over defensive play-calling for Ken Norton Jr. and the early results have been encouraging – only 481 yards of offense surrendered in two wins, albeit against struggling teams in Denver and the New York Giants.

Pagano, 50, is from a football family. His older brother Chuck is head coach of the Indianapolis Colts as well as a former Raiders assistant. He came to the Raiders after coaching with the San Diego Chargers from 2002 through 2016, the last five as defensive coordinator.

Their father, Sam, 79, will be inducted into the Colorado Sports Hall of Fame in April (one of the other inductees will be Peyton Manning). John and Chuck worked as ball boys and eventually played at Fairview High School in Boulder for their father, who had a 164-84-4 record in 21 seasons.

Following practice Thursday, John Pagano agreed to take some time for a one-on-one interview to discuss family and football.

Q: I see your father has been inducted into the Colorado Sports Hall of Fame . . .

Pagano: It's a great accomplishment, a great honor for the hard work, the dedication he had as a football coach and a teacher in Colorado for many years. Our whole family can't wait to go celebrate that with him.

Q: Was there any chance you were going to be anything but a football coach?

Pagano: I always saw myself as a coach. Growing up with my dad, going with him to high school, to practices, building forts with all the practice dummies. Being a ballboy and doing those things. I think coaching has always been in my family's blood. Me and my brother always talk about it, but we never thought one day we'd be where we're at. It's from the dedication of what my dad taught us. The hard work, the discipline and being able to do these things.

Q: Chuck was seven years older than you. You never played together, but were both ball boys that ended up playing for him?

Pagano: I think a great story looking back on it, I was five years old maybe, and (Chuck) was a ball boy and I was standing on the sidelines. I got too close and I got knocked into the pile. I was at the bottom. They're digging everything off, everybody was nervous that something happened to me. My stocking cap was pulled over my head. When my brother pulled it off, I said, thanks, I thought I was blind. Just

## OAKLAND RAIDERS FEATURE CLIPS

being able to watch him and then go to his games at the University of Wyoming when I was in high school.

Q: Was your dad kind of a “my way or the highway” coach . . . old school?

Pagano: Let’s just say he was very fair. There was no favoritism to his sons, especially playing for him. It was harder. We had to go out and earn everything. I think that’s probably the one thing that he’s taught us the most, is going out to earn what you do and don’t worry about somebody giving you something. In high school, there were some hard times on us.

Q: You had sisters too . . . was there ever a “no football at the dinner table” rule? Or did they join in?

Pagano: It was always football. We’re a football family. From my sisters being cheerleaders, being on the sidelines, it was something special that you look back on and it was awesome just being a kid to see my dad coach and knowing one day that possibly I’d be in this profession. Being in a football family is something I love and cherish.

Q: You got to coach with your brother at 1990-91 at UNLV. What was that like?

Pagano: I was a graduate assistant at UNLV with my brother. It was awesome, the only time we’ve really been together on a staff. I learned a lot from him. I learned how he coached, speaking to the players, communicating.

Q: Did you ever find yourself, even now, saying something and then thinking “My dad used to say that” . . .

Pagano: You know, I do. I think a lot of it was how he connected with his players. And I think we’re in the relationship business and you’ve got to have good relationships with people in football. I learned that from my dad and I learned how he got the players’ respect. He didn’t just sit there and say, ‘You should respect me because I’m the head coach.’ It was earned. Earn the trust and respect of each other. My brother and I talk a lot now and we probably sound a lot alike. I lean on my brother very heavily to see how he says certain things. I think it’s an honor to be in a profession to have another family member on another team coaching.

Q: Your brother was with the Raiders for two years, 2005 and 2006, those weren’t great years in terms of wins and losses (4-12, 2-14) but he speaks very highly of his time with the organization under Al Davis. I assume that was something you discussed . . .

Pagano: Oh, yeah. When coach (Jack) Del Rio reached out to give me this opportunity to join the staff, I was all in. A great organization that I wanted to be a part of. We want to win more games and that’s the most important thing, but it’s been great since I got here.

Q: You consider Wade Phillips an influence working with him in San Diego. In what ways did his philosophy rub off on you?

Pagano: How he communicated with the players. How he really taught me the game of football and looking at certain things and when you’re breaking things down defensively. I learned a lot of those things. I think one of the best things that he does is he’s able to teach pass rush at a high level, so a lot of the things I’ve learned are through him, and the opportunity that he gave me as a young coach in this league, I owe a lot to him.



## **OAKLAND RAIDERS FEATURE CLIPS**

Q: Speaking of a football family, you come here and Mark Davis is the son of Al Davis. Jack Del Rio's son Luke played at Florida, Reggie McKenzie's son Kahlil plays at Tennessee . . .

Pagano: They talk about it being a family atmosphere here and having that understanding. Being able to have my son come to training and have Brodie (8) and Jagger (16) be around things and see things. It's awesome. We used to do the Mile High Football camp in Colorado and the one thing Jagger got to attend it, my oldest son. I was a camper at that camp back in 1975 when it was the John Ralston football camp. Then it became the Mile High camp. I attended it worked at it, coached at it, and then to have my son go to a camp I grew up with was outstanding.

Q: Is he going to be a coach?

Pagano: I don't know. We haven't discussed that part yet.

**DL Denico Autry**

**BAY AREA NEWS GROUP**

**The evolution, and ‘Last Chance U’ beginnings, of the Raiders’ Denico Autry**

By Matt Schneidman

December 7, 2017

Denico Autry routinely broke into the athletic facility at East Mississippi Community College, scaling a 14-foot wall and disabling the security camera.

You might recall the school’s name from the popular Netflix series “Last Chance U,” featuring a junior college football powerhouse in Scooba, Mississippi where players flock for a “last chance” to earn a Division I scholarship.

Autry enrolled right out of small Albemarle High School, located an hour northeast of Charlotte, North Carolina. East Mississippi is surrounded by nothing. Autry and friends just wanted a respite from the boredom.

“Denico and all his buddies would break into our building so that they could shoot basketball,” said Buddy Stephens, head coach at EMCC and star of the Netflix show. “So nobody would know who was breaking in and playing basketball, he would climb a 14-foot wall and unhook the camera so that nobody could see. They would climb down, play basketball for two hours.

“He would climb back up, hook the camera back up and shimmy back down the other side. And guess what? He would climb it like he was Spiderman.”

“They would lock everything up and we’d kinda be stuck in the rooms,” Autry said Wednesday with a smile. “But some of the guys, we used to get out and have fun.”

Autry stood 6-foot-4 and 225 pounds then. Watching him climb that wall left no doubt he was an athlete. That Spiderman-like tendency lent itself to the gridiron at EMCC, where he first relied on raw athletic ability to fit in. He learned how to be a football player – not just an athlete – and asserted himself as a defensive force on the Lions’ first national championship team in 2011.

That earned him a scholarship to Mississippi State, then a shot in the NFL, which has turned into much more in his fourth season with the Raiders. All the while he’s possessed a tendency to fool those who don’t know him, his soft-spoken nature off the field masking a ferocity on it. He’s not fooling anyone these days, the last several games proving that his evolution from mischievous, untapped teenager to polished NFL defensive lineman is complete.

“Things take time,” said Raiders’ defensive line coach Jethro Franklin, who recruited Autry out of EMCC when he coached at the University of Miami. “Now some of the fruits of his labor are starting to just pay off, so it’s nice to see.”

Autry stunned William Jones the first time they shook hands. Jones recruited Autry to EMCC, first meeting the high-schooler in North Carolina after a nine-hour drive from Mississippi at the recommendation of a friend in coaching.

## OAKLAND RAIDERS FEATURE CLIPS

“He’s got the biggest hand you’ve ever seen,” Jones said. “Little finger all the way to his thumb is 13 inches. He’s got big old knuckles. His arms hung way down. Broad shoulders and long arms, but when he shook my hand he had big ol’ strong hands and long fingers.

“You knew that he would develop.”

Autry’s high school coach played him at defensive end. He didn’t line up with his rear to the end zone, though, rather his back facing the sideline. Autry called the position “rush end,” which the EMCC staff quickly disposed of once he arrived in Scooba.

From a technique standpoint, the transition between stances took time. Not only did Autry need adjusting to life in nowhere, U.S.A., the speed of junior college football and the strength of opponents, he first had to learn how to line up.

“It kinda was (tough to change stances) because it’s all I ever knew,” Autry said. “Then they scraped me up and I kinda caught on pretty quick.”

En route to the 2011 national title, Autry and current Ravens linebacker Za’Darius Smith gave quarterbacks hell lining up on opposite sides of the defensive line. Once Autry put all the pieces together that season, coaches knew he could play Division I.

A turning point in Autry’s development, Jones thinks, was during the championship game. As Arizona Western threatened a comeback with around three minutes left in the fourth quarter, Autry asked to be taken out. EMCC sat on the brink of its first-ever title, and he was gassed.

“I waved him back in,” Jones said, “I said, ‘Bull\*\*\*\*, this is for everything. Great players don’t get tired right now. Great players don’t come out this time of the game. You stay in and you find a way.’”

“Then he made a sack.”

Off the field, Autry tested himself in other ways. Asked about the times he hot-wired his head coach’s golf cart to grab food at the Chevron mini mart three miles from campus, Autry couldn’t hold in his laughter. If Stephens left his keys in the ignition, the “theft” only became easier. Stephens said that was the only “problem” Autry caused in his two years on campus.

Then there were boxing matches players engaged in, helmets and mouthguards and gloves included. Jones recalls one fight where Autry walked into his stance, threw one straight left hand and his opponent hit the floor.

“He was 7-0, what we counted,” Jones said.

Despite an occasional flair for the dramatic off the field, Autry wasn’t made for the ra-ra lifestyle. A country boy from North Carolina at heart, he chose Mississippi State over USC, Miami and others because he didn’t want a big city despite the exposure it would bring. Even so, he headed into the SEC as a projected starter, a far cry from the player who arrived in Scooba fresh out of Albemarle.

“He had not been pushed, or had the need to be pushed,” Stephens said. “He didn’t know his limits and he didn’t know how good he could actually be. When he first got here, he wasn’t necessarily the finely polished athlete you see today.

## OAKLAND RAIDERS FEATURE CLIPS

“To watch him grow as a young man, and grow as a football player, was just phenomenal.”

Franklin, then the defensive line coach with the Hurricanes, missed out on Autry. As a parting promise of sorts, he told Autry he’d coach him one day.

Autry started 23 games over two seasons for Mississippi State, recording 73 tackles, 16 tackles for loss, six sacks and three forced fumbles. That wasn’t good enough to get drafted, but he signed with the Raiders as an undrafted free agent in 2014 and has been with the team since.

Over 15 combined starts in 2015 and 2016, Autry recorded 5.5 sacks and five passes deflected. This season, he hasn’t started once. Yet through 12 games, he’s playing arguably the best football of his career. In the last two weeks, Autry has three third-down sacks, bringing his season sack total to four. He ranks fifth among all defensive ends with five passes deflected this season. You can thank those gargantuan hands for that.

“He has a tremendous knack. He has tremendous timing,” Franklin said. “If he’s not getting there, he has enough vision and awareness to get in that throwing lane and bat that ball down.”

One Autry sack of Denver quarterback Paxton Lynch two weeks ago left Raiders defensive play-caller John Pagano with few words. “Had one sack that was...can’t coach,” Pagano said. “It was straight man.” Multiple coaches used the word “rugged” to describe Autry. That originated in the small town of Albemarle, among the tumbleweeds of Scooba.

Every player undergoes transformations and evolutions, but not many head to the middle of nowhere with an unpolished skillset, a technique that nobody uses and everything left to prove. The Autry wreaking havoc in the AFC West now is a country mile from the one scaling walls and searching for himself, on and off the field, at Eastern Mississippi.

He’s fully evolved and, even more importantly for the Raiders, playing his best when they need it most.

“It’s getting to crunch time, man,” Autry said. “Have to rise to the occasion.”

**LB NaVorro Bowman**

**RAIDERS.COM**

**Addition of NaVorro Bowman Already Paying Big Dividends For Raiders Both On And Off The Field**

By Eddie Paskal

October 25, 2017

In addition to adding a little much-needed depth to the team's linebacking corps, the Oakland Raiders signed NaVorro Bowman to add some instant credibility to a group that was admittedly quite green.

With three Pro Bowls, four All-Pro designations, and a Super Bowl appearance to his name, Bowman is a legitimate middle linebacker; a player whose presence on the Raiders roster was felt immediately both on and off the field.

"We have a legit leader now, somebody that can teach us the ropes, and help us young linebackers learn a lot," said rookie linebacker Marquel Lee. "That's what I plan to do. I know other guys are going to learn a lot. He's a good learning tool, and a good guy on game day who can just let it rip. Last game he had a big game for us, and I'm excited."

And to call Bowman's debut as a Raider "big", might just be a tad on the conservative side. The former San Francisco 49er not only played every defensive snap save two, he led the Raiders with 11 tackles, also adding a tackle for loss and a quarterback hit.

Oh, and he did all this just three days after signing with the team.

"Yeah, that's pretty impressive," Lee said about Bowman's performance on such short notice. "I was impressed by that. He's a veteran guy, class act, came in, went to work right away. No excuses, none at all, just got to work."

"I was just being me," Bowman said. "Coming in and just showing the guys I'm a complete football player, I love this game, and that you can count on me, and I let everything else take care of itself. As far as guys looking up to me, or noticing what I do as a leader, I let that take care of itself, but as long as you execute your job, and play well, guys are going to respect you."

Regardless of how you slice it, Bowman's performance was impressive, and a perfect example of why he's been one of the most-productive linebackers in the game since he was drafted in 2010.

Bowman said Tuesday that he loves a good challenge, and coming into a new team, and learning a playbook on incredibly short notice is about as big of a challenge as you can mock up – even for a veteran linebacker like No. 53.

"I love challenges, and I felt like last week was a challenge for me personally, and a risk for the Raiders to take with putting me out there so fast," Bowman explained. "I didn't want to let them down, and I also wanted to step up to the challenge. With me having this full week of preparation, I look to just getting better at the calls, at the defense, and seeing if I can improve my game on Sunday."

## **OAKLAND RAIDERS FEATURE CLIPS**

And Bowman and the Raiders defense will have its hands full come Sunday when they travel to Upstate New York to take on a resurgent Buffalo Bills offense led by LeSean McCoy, a player that Head Coach Del Rio believes is one of the best in the game.

“LeSean always challenges you on how hard of a tackle he is,” Bowman said. “I know a lot about him; I know exactly what they can do. We as a defense, we just have to keep that in mind, but not let that get away from who we are and how we play defense.”

While Marquel Lee hasn’t yet been able to take the field with Bowman – he was unable to play against the Chiefs while he recovered from an ankle injury – he was still able to learn a lot from watching the veteran linebacker go to work.

“I took it how I could, in the most positive way,” Lee explained. “Just trying to learn, seeing him, asking him questions coming off the sidelines, trying to see what he sees, and learn what he’s looking at, and deciphering offenses, and things of that nature. I appreciated that time I was on the bench, because I got to sit there and learn, and watch and learn, and take it all in.”

And as good of a teacher as Bowman can be, Lee also thinks that Bowman’s presence alone is a benefit to the Raiders defense, just as the team hoped when they signed him.

“We see him going out there and balling out, and everybody wants to make plays,” Lee said. “Any emotion is contagious, I feel like, so if he’s riled up and ready to go, I feel like all of us get behind him, and everybody will start making plays.”

**QB Derek Carr**

**NFL.COM**

**Raiders push Derek Carr to reach next level, guide breakthrough**

By Mike Silver

September 5, 2017

IT WAS A SCENE that made a grown man cry -- and for the record, few sobbing men in the history of Oakland have been quite as grown as Donald Penn.

Penn, the Raiders' 340-pound left tackle, had just trudged off the Oakland Coliseum playing field following a 33-25 victory over the Colts last Dec. 24, and he was feeling pretty far from festive. After going nearly an entire season without surrendering a single sack, Penn had slipped on a play early in the fourth quarter and watched in horror as Indy defensive end Trent Cole landed hard on his quarterback, who clutched his right leg and began writhing in pain. Now, with the Raiders heading for their first playoff appearance in 14 years, the face of the franchise -- Derek Carr, an MVP candidate in only his third NFL season -- had agony written all over it.

"It's broken, man," Carr said, referring to his fibula, as he sat on a training table in an enclave adjacent to the Raiders' locker room. "I'm done."

Penn looked at Carr's wife, Heather. He turned to make eye contact with Khalil Mack, the Raiders' star pass rusher, and Jack Del Rio, who was in his second year as the team's head coach. Penn hugged Carr, and the group began to pray together. And that's when the tears began to flow.

"I'm a big guy, and a tough guy, but I'm a very emotional guy, too," Penn explained. "And when I saw my guy go down, it was hard. That was my first time in 12 years I ever got a quarterback hurt, and it kinda hurt my pride, too. At that point, with our team, I knew we were going as far as Derek goes. So I'm sitting there going, 'Man, I f----- up the whole franchise.'

"Most of all, it hurt to see DC like that, because I love the guy, and he's my brother. I've had a great relationship with all my quarterbacks, but something with DC is special. So yeah, we were in [the training room] and were all getting emotional, and we cried. 'Cause at that point, it wasn't about football anymore."

And oddly enough, it was in that maudlin moment -- leg throbbing, dreams dashed, Christmas Eve marred -- that Carr felt the most secure about his place in the Silver and Black universe, and about his status as Raider Nation's shining star for the foreseeable future.

"On the field, I was like, 'I am not crying out here ... they are not gonna catch me crying ...' " Carr recalled in June while doing a sitdown interview in his hometown of Bakersfield, California, for an NFL Network feature that will air Sept. 10 on "GameDay Morning." "Then I was in the X-ray room with my wife, and instantly, when the game ended, every single teammate ... just came in and hugged me. A few of them were crying, which didn't help me. That let me know, one, I don't want to go anywhere else, and I would do anything for these guys. And two, the fact that they cared that much about me -- because I know how much I care about them -- the fact that they care the same amount about me, that was one of my favorite moments as an athlete."

## OAKLAND RAIDERS FEATURE CLIPS

\*\*\*\*\*

SIX MONTHS LATER, Carr had another magical moment, signing a five-year, \$125-million contract extension that made him (at the time) the NFL's highest-paid player. So yes, he has plenty of paper ... and on paper, Carr has it all: At 26, he's the unquestioned leader of a talented team striving desperately to bring a championship to Oakland before the franchise's impending move to Las Vegas, which is scheduled to occur no later than the 2020 season. He's a clean-living, swearing-averse father of two who nonetheless commands locker room cred from all quarters -- just witness his budding bromance with recently signed hometown hero and celebrated iconoclast Marshawn Lynch. And he's now firmly in command of a prolific offensive scheme that promises to grant him far more freedom than in previous seasons, one of the many reasons so many smart football minds are so high on the Raiders.

"They've got a cool thing going," said the Titans' Marcus Mariota, another promising young passer whose team hosts Oakland in Sunday's regular-season opener. "It's gonna be fun to watch them grow together. He's got a great group of receivers, and he makes it easy on them. He puts a nice touch on his passes, and it allows them to go up and get it and make big plays downfield. I think he's a great quarterback."

Vikings cornerback Terence Newman, now in his 15th season, called Carr and the Raiders "pretty scary." Newman continued, "They've got great weapons all around him, and the offensive line is very, very good, as well. He's super competitive. He can make all the reads and all the throws. And he doesn't seem like he gets rattled at all; if he makes a throw, he completely forgets about it and moves onto the next play. He has a chance to be one of the better quarterbacks for a long, long time."

And perhaps the best thing Carr has going for him is that he's in complete control of his environment, with teammates who regard him with an affection bordering on reverence.

"I don't think I've ever seen a guy command so much respect," said Raiders offensive coordinator Todd Downing, who was elevated by Del Rio from his role as quarterbacks coach following the 2016 season. "He handles people with a certain amount of couth that is beyond his years, and that's an amazing thing to say. He can handle the guy on the far left and the guy on the far right, and everything in between. Since he's been here, he's had to be the constant. And the guys believe in him, completely."

They have their reasons. In 2016, Carr led the Raiders to seven comeback victories in games they trailed in the fourth quarter, one fewer than Lions quarterback Matthew Stafford, who established a new NFL record in the process. (Last week, Stafford signed a five-year, \$135 million contract extension, surpassing Carr atop the league's pay scale.) The other Raiders' faith in Carr is so fervent that their hopes couldn't help but sink when he went down in that Week 16 victory over the Colts. Subsequent defeats to the Broncos (in the regular-season finale) and Texans (in a first-round playoff clash) -- games in which Oakland scored a combined 20 points -- did nothing to dispel the belief that Carr is the Raiders' Khaleesi. In 2017, he'll be the driving force behind their efforts to dethrone the Patriots as Super Bowl champions.

\*\*\*\*\*

ON A SWELTERING late-June afternoon in Bakersfield, the Central Valley city where Carr spends much of his offseason, the Raiders' newly minted quarterback is zipping pinpoint passes across a turf field and putting on a clinic -- literally. The Carr Elite Football Clinic is a family affair: Former No. 1 overall draft pick David Carr, who spent 11 years as an NFL quarterback, is running routes for his little



## OAKLAND RAIDERS FEATURE CLIPS

brother as scores of youth football players break off into position groups. Middle brother Darren, the head coach at local powerhouse Bakersfield Christian High School, roams the field where the Eagles play their home games, presiding over drills. Parents Rodger and Sheryl Carr stroll the sidelines, where many of the participants' mothers, fathers and siblings are watching the proceedings underneath pop-up tents. "There's The Man, right there," one father says to his tiny son, gesturing at Derek Carr. "This guy makes it look easy."

That's not exactly the message Derek's going for: Getting to this point, he'll tell you, wasn't easy, and it isn't easy now. And though he obviously worked hard for his success, in retrospect, he does not regard it as the product of a single-minded, maniacal mission. A day earlier, at the nationally televised press conference announcing his contract extension, Carr had made a point of informing young viewers that the huge payday had never been his dream, saying, "It's very important ... for them to know that I never chased the money in this whole process. It was never, ever going to be about the money for me. If one kid can understand what I'm trying to tell them by saying that, I think I've done my job."

The following morning, during our interview, Carr had elaborated: "Too many times I see kids come up to me, especially at the high school age, and say, 'Man, it would be cool to play in the NFL just because of the money.' And I'm like, 'Oh my goodness, you are missing everything, because money is not going to make you happy.' It's a cool deal, obviously, but there was no pursuit of it. My only focus was to be the best version of myself. I believe God gave me talent to play this game, and I'd be sacrificing those gifts if I didn't give my best every single day. And that's all I thought about. It really didn't matter how much work I had to put in ... I was always going to give my best. And I think that if a lot of kids can realize that, and stick with that mindset, they won't get so stressed about certain things, and they can just live and play freely."

As a kid living vicariously through his big brother's achievements, Derek absorbed an indelible lesson that money does not necessarily cure all ills. After the expansion Houston Texans made David the first draft pick in franchise history, selecting him No. 1 overall out of Fresno State in the spring of 2002, the entire Carr family moved from Bakersfield to the Houston area to support him. Soon thereafter, Derek, who was 11 at the time, began to question whether the Texans' powers that be possessed a similar philosophy.

After signing David Carr to a seven-year contract with a value of up to \$60 million, the Texans installed the rookie as an immediate starter and watched him take a beating like no other quarterback in NFL history. He absorbed 76 sacks in his first season -- still an NFL record -- including nine in his second career game. He also set a single-season league mark for fumble recoveries, collecting 12 of his own. Coach Dom Capers did not hire a quarterbacks coach for Carr, and offensive coordinator Chris Palmer ran a scheme that favored receiving options over extra pass protectors.

Sundays were a nightmare, for David and Derek.

"He still has scars from childhood," David, who is now 38, said of his younger brother. "I was the one getting hit, but he took it even more personally. He was pretty high maintenance."

Home games were especially harrowing for the embattled quarterback and his ride-or-die kid brother.

"Derek was visibly upset after almost every home game, especially early on, to the point where he was sick to his stomach, and he wouldn't even eat the stuff in the players' lounge," David remembered. "After a game, I'd talk to my wife briefly, and maybe my parents, and they'd all be like, 'Derek's really upset.' I'd have to go over and bring him a cookie, and he wouldn't want to eat it. I'd say, 'It's gonna be

## OAKLAND RAIDERS FEATURE CLIPS

all right,' and he'd say, 'No, it's not!' Then he would start naming the guys who weren't good enough -- right there in the family area, where those same guys were hanging out. I'd be like, 'Dude! Stop!' It was funny later, but it definitely wasn't so humorous at the time."

It's still not overly hilarious to Derek, who becomes noticeably agitated when recalling that painful 2002 season.

"I grew up watching the Raiders -- Rich Gannon, Tim Brown and Jerry Rice -- and I remember watching the Cowboys before that," Carr said. "I remember watching those [Texans] games, [thinking], Surely, the quarterback's not supposed to be hit this much. You know, I don't remember that happening to [Gannon]. Now that I know what I know about the game, and I go back and watch [David's] games, and it makes me sick to my stomach -- schematically, the help he didn't get. Obviously, they weren't as talented up front, but there are ways to help the guy out: Get him out of the pocket, chips, keep the running back in, keep the tight end in to help. You know, it's not rocket science.

"It's hard enough [to be a young franchise quarterback], right? Let alone to deal with, 'Ah, we'll get all five guys out; our five can block their four.' Well, obviously, it's not working, so maybe you should try something else."

Three years later, the elder Carr absorbed 68 sacks -- still the third-highest single-season total in league history. He was cut by the Texans following the '06 season and finished out his career as a backup with the Panthers, Giants and 49ers. His little bro still bristles at what might have been.

"It makes me sick, because we're talking about a guy who is the most talented thrower I have been around," Derek said of David. "I've never played catch with someone and been like, 'I don't want to catch this ball anymore ... it hurts.' You ask receivers, he throws a heavy ball. When it hits your hands, it's like, Man ... and he's just whipping it. Still to this day -- don't tell him I said this -- I can't beat him in the accuracy game. We'll stand 30 yards apart and throw the ball -- two points if it hits up here (near the head), one point if it hits here (near the stomach). Every throw he makes, it's two points. Every time. And if I miss one, the game's over.

"There's a reason that he was picked No. 1 ... but for him not to get that help, it makes me sick. Because I know the help that [Raiders general manager Reggie McKenzie] has given me.' "

\*\*\*\*\*

IN 2008, before Derek's senior year of high school, the Carrs moved back to Bakersfield, and he enrolled early at Fresno State the following spring. Carr became the Bulldogs' starter as a redshirt sophomore in 2011, and he later headed into his senior season as one of the nation's top quarterbacks. Already married to Heather, whom he has credited with helping him embrace his Christian faith, Derek was excited about the impending birth of the couple's first child. Then, on Aug. 6, 2013, their son Dallas arrived, but the elation was short-lived: Within several hours, Dallas began vomiting profusely, and doctors discovered that his intestines were tangled and performed emergency surgery, the first of three operations to remedy the condition.

"His intestines were all tangled up, to say it lightly, and they were cutting off the blood flow to his body," Carr remembered. "And I was like, 'Oh man. Please no. Anything but my son.' And that right there was a sign of, You say you are a faithful person? Well, you have to prove it now. It's easy when everything is OK. It is easy when you are going through a little bit of a hard time. But when your son's life is threatened? Are you still going to be that same person?"

## OAKLAND RAIDERS FEATURE CLIPS

"The doctors told us that if he was born on time, he wouldn't have made it. But [he was early], and he did. We just tell him he has a sweet shark bite. And if you ask him, he will say, 'And you should have seen what Daddy did to the shark.' "

In September of 2013, Carr was on the Bulldogs' team bus, preparing to head to the airport for a nonconference clash at Colorado, when he and his teammates learned the game had been postponed (and later canceled) due to flooding in the Boulder area. That night, he and Heather ended up rushing Dallas back to the hospital for a third surgery.

"They don't cancel games in college, but they canceled this one, and I was able to be there," Carr said. "And so it all worked out perfectly."

After spending the first 23 days of his life in hospitals, Dallas went home to live with his parents. He is now a healthy 4-year-old; younger brother Decker is 18 months.

\*\*\*\*\*

FOLLOWING A STELLAR senior season, Carr received a great deal of pre-draft attention. There was even talk that he might be in the mix to go first overall -- but with the Texans owning that selection, that seemed unlikely, given their history with David. On the first night of the draft, Derek and the family gathered at David's Bakersfield home in anticipation. The Jaguars (Blake Bortles, third overall) and Browns (Johnny Manziel, 22nd) took quarterbacks, but no one called Carr's name.

Finally, when the Vikings traded up into the final spot of the round, he figured his wait was over.

"We were like, 'Oh, here it is ...' and they picked Teddy Bridgewater," Carr remembered. "Teddy and I are great friends and we talk all the time, but at that moment, I was so competitive that I saw Blake and Johnny and Teddy go and I was like, 'What the heck, man? What did I do wrong? What did I not show them? What did I not say? What was it about me that wasn't good enough?'"

"And it bugged for me like an hour. And then I was like, 'Who picks first in the second round?' And it was Houston, and they weren't going to do it, obviously. And then I see Oakland [with the 36th pick], and I was like, 'That's where I'm going.' And honestly, that's where I wanted to go the whole time."

Sure enough, the following night, Carr got the call from McKenzie, who'd already landed a defensive linchpin by selecting Khalil Mack with the fifth overall pick. And from that point forward, Carr -- like Tom Brady, Richard Sherman and so many other NFL standouts -- would use the perceived draft snub to fuel himself, long after it became obvious he should have gone higher.

"There is no question he has a chip on his shoulder," Downing said. "He wants to be known as one of the greats of all time, but also as a guy who got drafted lower than he should have."

Another Oakland-based star, Golden State Warriors forward Draymond Green, can name all 34 players taken ahead of him in the 2012 NBA draft. Asked if he can recite the 35 people who got picked before him, Carr said, "No chance, but I know which teams didn't pick me. Indy was the only team that didn't have a first-round pick, and I know they wouldn't have taken me because they have Andrew Luck, so I count them in there, too. So every team -- even my team -- passed on me. And I go out there every day, not to prove them wrong, but to prove Reggie right."

## OAKLAND RAIDERS FEATURE CLIPS

Carr didn't waste much time showing McKenzie he'd made the right call. Before the draft, McKenzie had dealt a sixth-round pick to the Texans for longtime starter Matt Schaub -- whose trade from Atlanta to Houston seven years earlier had, strangely enough, triggered David's release from the Texans -- and Derek went into training camp the clear-cut backup. Schaub played poorly over the summer, however, and then-Raiders coach Dennis Allen made a point of giving his rookie some snaps with the No. 1 offense during the preseason finale against the Seahawks.

"I was mad that I had to play that fourth preseason game," Penn recalled, "but DC had been really good during camp, and they needed to see him with the starters. We had two series against Seattle, the No. 1 defense, and he drove us right down the field both times. I was like, 'OK. He can do this.' "

Carr completed 11 of 13 pass attempts for 143 yards and three touchdown passes against the defending Super Bowl champions and won the starting job. From that point on, he has continually progressed as both a player and a leader. At first, Carr admits, he was somewhat sheepish about calling people out after mistakes. Now, things have evolved to the point where the quarterback welcomes being called out by others.

"I don't care if you yell at me," Carr insisted. "I have no ego; I have no pride. Get on me because you expect more from me. Our whole team has that mindset."

Carr's latest verbal sparring partner is also one of his most spirited: Lynch, the former Seahawks star running back who came out of retirement to play for his hometown team.

"I don't know if there could be two more opposite people in the world," David Carr said. "But somehow, it works."

The unlikely bond was cemented by trash talk.

"He calls me out," Derek Carr said of Lynch. "I'll sail one in practice, and he'll be like, 'We are not going to win with that stupid throw.' And I will just turn around and be like, 'Not now, Marshawn.' You know, the thing we didn't realize was how funny that guy is. He's hilarious. He was on me from the beginning."

"I'm still killing him," Lynch said during training camp.

What for?

"Mostly, just for being white," Lynch joked.

Said Penn: "They're like brothers. They're always competing about something, talking trash to each other. Marshawn is always saying DC isn't an athlete, and DC is very prideful about his athletic ability, so that gets him. DC will say to Marshawn, 'Hell, I can rush for 1,000 yards behind this offensive line ... I hope you can still make those cuts.' "

Though Carr is not shy about proclaiming his strong Christian faith -- and, in terms of social habits, is the anti-Manziel -- Raiders teammates say he doesn't come off as preachy.

"He's not throwing it on you like that," veteran receiver Michael Crabtree said. "He's very understanding. He can relate to anybody. It's just his personality."

## OAKLAND RAIDERS FEATURE CLIPS

Center Rodney Hudson agreed, saying of his quarterback: "He can relate to everyone. If I need to talk to him about anything, I feel comfortable doing it. I'll ask him questions, even about personal stuff. If he doesn't have an answer, he'll find it."

Said Del Rio during training camp: "The really cool thing is to watch how he and Khalil interact. They came in the same draft class, and they've become very close, and they support each other."

Before the Raiders' second preseason game in August, Carr placed his arm on Mack's left shoulder during "The Star-Spangled Banner," a gesture he later told reporters was intended "to show the kids that look up to me, look up to him, white kids, black kids, brown kids, blue, green, it doesn't matter -- all be loving to each other. We're best friends and we're loving to one another."

Said Penn: "He's a real cool guy. He doesn't drink, and he doesn't cuss, but he's still gonna be around you. Last year, we did a Thursday night dinner, and DC made sure to pop up. He was only there for an hour, but it meant a lot. He said, 'Guys, you know I get up at 5 a.m.,' and got out of there, but it was so cool that he came. He's funny, too. When we say the N-word too much, he'll go, 'God, guys, come on! I let it slide the first 10 times ...' "

\*\*\*\*\*

LAST DEC. 4 in Oakland, the Raiders were in the midst of one of those any given Sunday nightmares that happen even to the best of NFL teams: The underdog Bills had come to the Coliseum and manhandled the Silver and Black on both sides of the ball. Six minutes into the second half, Buffalo held a 24-9 lead that seemed destined to grow. The 9-2 Raiders, who'd lost their previous 72 games when trailing by 15 points or more, looked dazed and confused.

Then Carr simply took over, directing touchdown drives on four of Oakland's next five possessions to spur a game-closing, jaw-dropping 29-0 run. Already operating exclusively out of the shotgun formation to relieve pressure on the right pinkie he'd dislocated in the previous week's victory over the Panthers, Carr employed a hurry-up attack throughout much of that stretch, during which he ended up calling many of his own plays.

After the 2016 season, in a surprising move, Del Rio jettisoned offensive coordinator Bill Musgrave and promoted Downing, who had been the quarterbacks coach. In the process, Carr, too, saw his responsibilities increase.

"The good thing is, TD, he's giving DC a lot more control, a lot more power," Penn said of Downing. "I love Billy, but TD has a different approach. You're gonna see a lot of times when we're at the line and TD's just calling the formation and DC's making the [play] call and just letting it rip."

Said David Carr: "When you give Derek that freedom, which they're doing now, I think you'll see him take off even more and play even better. He's as good as I've ever been around in diagnosing what's happening at the line, and I've been in the room with [former Giants teammate] Eli Manning. He might not have all the showmanship at the line that some others do, but he knows what the defense is doing long before they're doing it."

That was apparent late in the first half of a late-August preseason game against the Cowboys, when Carr made a quick pump to his right, immediately pivoted and delivered a beautiful sideline pass to star receiver Amari Cooper that resulted in a 48-yard touchdown.

## OAKLAND RAIDERS FEATURE CLIPS

"That was pretty impressive," said Newman, who watched the play on TV. "[The Cowboys] were in two-deep and he pumped into the seam to get one of the safeties to move to the middle, and you could tell he had his mind made up. He reloaded immediately and threw a great pass to Cooper down the [left] sideline. I was like, 'Holy s---.' The fact that he knew he could move the safety -- damn, that was impressive. And scary."

Even scarier to opponents is the fact that Carr will have more weapons than ever before in 2017. Lynch's physicality should bolster a rushing attack fueled by one of the best offensive lines in football, while the free-agent signing of tight end Jared Cook figures to enhance a passing game that features a pair of prolific wideouts in Cooper and Crabtree.

Carr will also have the peace of mind that comes from the contract extension, something that wasn't the case a year ago. Shortly before the 2016 season, when Bridgewater, his friend and fellow 2014 draftee, went down in practice with a horrific knee injury from which he still has not returned, Carr admittedly was shook.

"I'm human," he said. "It's going to cross my mind."

Then, on Dec. 24, came the mother of all head trips: Carr took that hit from the Colts' Cole, heard a pop and quickly concluded that he was unable to move his ankle.

"Instantly, when I went down and I was holding my leg, all I could think about was my wife and kids," Carr recalled. "Obviously, every football player that's on a contract year doesn't want to get hurt. The last thing you want to do is break an ankle. I sat there, and all I did was think about them, and I just began to tell myself it doesn't matter what the outcome is -- I'm just going to work my tail off to make sure they're taken care of, whether it's football or something else. Because you don't know at that moment; if I'm done, who knows?"

Carr wasn't done -- within days, he was encouraging teammates by saying he'd be healed in time to play in the Super Bowl -- but in reality, the Raiders were.

"It was the night the Grinch stole Christmas," Del Rio said. "He's having a great season, his family's in town, it's a very festive atmosphere at the Coliseum, and it all came crashing down. What can you do? It was: Suck it up, be a man, do what you can to get past it, and stubbornly go forward."

\*\*\*\*\*

AS MUCH AS Raiders owner Mark Davis is looking forward to the franchise's impending move to Vegas, which was approved by his fellow owners at the Annual League Meeting in March, Carr is all in when it comes to Oakland, where the Raiders will play for up to three seasons while their new stadium is constructed. The quarterback often attends Warriors games at Oracle Arena, which sits next door to the Coliseum, and hopes that he and his teammates can hold their own championship parade down Broadway.

"My focus is only on the city of Oakland," Carr said. "That's where we are playing. This is home. That is where I had my first opportunity, and we owe it to the city of Oakland to give it everything we can. Hopefully, it ends with a championship or two or three. I can promise one thing: We are going to give everything we have to that city."

## OAKLAND RAIDERS FEATURE CLIPS

If Carr's head coach had his way, the word "championship" would be off limits at this early stage of his quarterback's career.

"He's a good young player that has a chance to accomplish more," Del Rio said. "But we've still got a lot of work in front of us. He does. We all do. It's not like we're talking about Tom Brady. We understand that we have a good player we love at that position. So now we go to work. But the excessive hype about how great he is ... I don't want to be part of that."

The good news: Carr isn't likely to let up; at least, not in this lifetime. He may not be Brady -- who is? -- but he does seem to possess the hyper-competitive gene that so many of the great ones do.

"Just before the start of training camp, we were up at Derek's house [in the East Bay], and we had some intense games of pool basketball," David Carr recalled. "This is a guy who literally had me help him design his pool so that it would be good for pool basketball -- he's totally into it. Anyway, it's his pool, and my team [which included middle brother Darren] beat his, and he wasn't happy about it. He said, 'You want to play again tomorrow?' and we said, 'Sure.'"

"The next morning, Khalil [Mack] and [Raiders safety Karl] Joseph show up at the house. I look at Derek and he says, 'They're on my team.' Then it was six hours of me wrestling Khalil Mack in the pool, which is no fun. At one point, Khalil jumped out of the water and dunked with me on his back. And yeah, Derek's team won."

Suffice it to say that Carr's chlorine-drenched intensity carries over to the practice field.

"He's a perfectionist," Penn said. "Even sometimes after he completes a pass in practice, he'll repeat the rep so that he can put it exactly where he wants it. He'll ask the coaches, 'Can we run it again?' And he'll say, 'Coop, stay there ...' and then put it right in his hands and go, 'There, that feels better.' He never stops working on his game.

"He's been the leader of the offense since he started on Day 1. Now, he's the leader of the team."

As he attempts to take the Raiders back to the Super Bowl for the first time in 15 years, this franchise quarterback swears he will never take that role for granted.

"It's kind of surreal," Carr said. "It's something that I've dreamed of, being in that seat. And it's cool to know that I get to live out a dream, especially for the team I wanted to be with, you know? Not everybody gets that, either. You know, to wear the Silver and Black, the sweetest jerseys, the meanest look, in front of our great fans ... It is the coolest.

"And to put a guy like me in the middle of that and just say, 'Yeah, that's our guy'; I've got the coolest job in the world. And I believe this: To lead the Oakland Raiders every day, to be the franchise quarterback, you have to be a servant. You have to be someone that cares about everybody else above yourself."

They care about him, too. If Carr ever starts to doubt that, he can always flash back to that emotional scene in Oakland last Christmas Eve, when a bone broke, a dream died and grown men cried.

### THE RINGER

#### The Unprecedented Education of Derek Carr

By Kevin Clark

October 24, 2017

No one uses the practice mode on Madden. This is because the vast majority of us are reasonable. It seems antithetical to the point of video games, which are an empty-calorie, harmless bit of time wasting. You don't train in order to enter a bouncy castle. And you don't practice video games; you play.

This, however, is what 10-year-old Derek Carr liked to do with his brother David.

When David was a top NFL prospect at Fresno State in the early 2000s, he would grab one of the controllers and throw as many complicated defenses as he could at young Derek in practice mode.

"I would explain to him what routes beat what coverages, what the vulnerabilities are in Cover 2, Cover 3," David explained to me. "And he just ate it up. He'd just be in these practice sessions, dissecting coverages at 10 years old."

This education started to build. When David, who went no. 1 overall to the Houston Texans in 2002, would hang out with his kid brother on Mondays and Tuesdays during the NFL season, Derek just wanted to watch tape.

"We'd eat dinner, watch game film, and he'd be right there next to me, sitting there for hours, figuring out what the Jaguars were doing defensively," said David, now an analyst at the NFL Network. Their father would tell David about Derek sitting in the stands at his brother's games, yelling out the defense's plays. "He'd be calling out what the defense was going to do before the snap because of their alignment. He's 12 years old," David said. "This is the same little guy playing for his junior high flag football team, and he knows everything about the Titans' schemes."

No longer a rookie at that point, David Carr had been around enough NFL football to know the difference between a great quarterback and a roster cut. He'd seen plenty of talented passers fall out of the league because they couldn't retain all of the information coaches would throw at them. So David would slip Derek any information he could. He taught him how to identify coverages using one player as the tell, how to identify player leverages and defensive fronts. "So we'd be watching film and he'd say, 'The nickel is inside here, so it'll be Cover 2,'" David said. Derek's quick diagnoses could even be a minor embarrassment for David, "because there would be times he would pick it up before me."

There are few NFL quarterbacks with a football education quite like Carr's. Everyone who knew him before his NFL days has a story that makes him out to be a kind football Mozart, with an advanced understanding of his craft at an early age. Of course, this is ridiculous. Mozart could never check into a man-beating route if he got a good look.

In a year when there are few great quarterbacks and fewer great teams, Carr and the Raiders have the capability for both—even if they haven't quite shown it yet.

Last season, Carr was an MVP candidate, as the Raiders went 12-4, propelled by his seven fourth-quarter comebacks, the second most ever in a single season. They looked like legitimate Super Bowl contenders until Carr broke his leg in Week 16. The injury was so devastating to the team that coach



## OAKLAND RAIDERS FEATURE CLIPS

Jack Del Rio said the only lesson he learned from the season was not to lose your quarterback. The Raiders got a brief refresher on that lesson this season when Carr missed a game two weeks ago with a back injury. Their fears were confirmed in an uninspiring 30-17 loss to the Baltimore Ravens with EJ Manuel at the helm.

This season has been a strange one for the Raiders. In March, they announced they are moving to Las Vegas, but they may stay in Oakland through 2020. The team brought star running back Marshawn Lynch out of retirement: He's averaged 3.7 yards per carry thus far and is currently suspended for making contact with an official. Carr has had 8.4 percent of his passes dropped—the second-highest rate in the NFL. Star wideout Amari Cooper was in a slump so bad that Football Outsiders compared him to former Bucs flameout Michael Clayton—only for Cooper to then break out with 210 yards in last week's dramatic 31-30 win over Kansas City that featured the Raiders running two plays with no time left on the clock.

That game, like most of this Raiders season, was one giant middle finger to everything we thought we knew about the team. Less than a week ago, the 26-year-old Carr was the guy who wasn't going deep. Then against Kansas City he threw the most deep passes in a single game of anyone in the NFL this season. Before the Chiefs game, he was throwing passes historically quickly after the snap, then he took significantly longer in that particular game. The only constants for Oakland seem to be a below-average defense (ranked 26th in yards allowed this season, same as last season) and a great offensive line. Carr has been under pressure slightly less often this season—on 22 percent of his dropbacks, after being pressured on 23.9 percent last season, which was already an NFL low.

Statistically, Carr has been steady from a year ago—completing virtually the same percentage of his passes, averaging the same yards per attempt, and possessing a quarterback rating one point different from last season. It is hard to define what's been missing from the Raiders this season—except to say it wasn't there for the first five of Carr's starts and was definitely there against Kansas City.

The Raiders stand at 3-4, but with the entire league bunched up tighter than ever before, that puts Oakland within one win of three teams who currently possess playoff spots.

If Oakland's predicament and its promise seems to mirror that of the modern NFL at large, so does its quarterback.

Like most of his generation, coming out of college he was given the label of "spread" quarterback, a term that in NFL circles translates, roughly, to "he doesn't know what he's doing."

The fundamental misunderstanding of the way a spread quarterback translates to the NFL is that it's not about a type of offense; it's about how much responsibility the quarterback has at the line of scrimmage and after the snap. There are plenty of college quarterbacks who simply look to the sideline for a play, have simple reads on a given play, don't have to do much critical thinking on a given play, and still put up gaudy numbers. Carr is not one of those players—neither was Dak Prescott or Deshaun Watson, yet the lack of nuance among NFL decision-makers when evaluating spread quarterbacks continues.

"We gave Derek enough rope to hang himself and he never did," said former Fresno State offensive coordinator Dave Schramm. Carr called 80 percent of his own plays on first and second down. Oakland offensive coordinator Todd Downing told me that is one of the reasons Carr had so much success so early in his NFL career.

## OAKLAND RAIDERS FEATURE CLIPS

Aside from Schramm's guidance, David Carr said there was another reason his brother was able to eschew most spread offense norms while growing up: David wouldn't allow Derek to look to the sideline for plays. "I said, 'I hate it,'" David said. "And I told him, 'If you ever do that, I'm no longer coming to your games.'"

Derek Carr is built for late-game magic. According to Downing, Carr's unprecedented football education allows him to process plays quickly and improvise—both crucial to any two-minute drill. But beyond the know-how comes the attitude. His older brother sees it come out on the basketball court.

"First of all, he'll dunk on my little son. He has absolutely no remorse," David said.

"But what's really important is that he loves being the point guard. He loves those moments and he always wants to be down and then win it in the last few seconds," David said. "The difference with him and other quarterbacks is that he feels like the defense is always on their heels. Most guys think the defense is ready to attack you—but he thinks he can dictate the pace of the game."

Especially in the final few minutes of a game, Carr is so good at spreading the football around like he's playing basketball. That ability is what won the game against the Chiefs.

The Raiders travel to take on the 4-2 Bills on Sunday in perhaps one of their most pivotal games of the season. It's a matchup with what looks like a direct competitor for a wild-card spot. Carr, the guy who loves big moments, will have to be the player who carries the team on his back against one of the best defenses in the league.

If all goes well, he'll be a point guard again this weekend, but only so much translates from the hardwood to the gridiron. "Also," David said, beginning his brother's hoops scouting report, "he never passes."

**TE Jared Cook**

**THE ATHLETIC**

**A conversation with the Raiders' Jared Cook: On making the wrong kind of history and finding an NFL home**

By Vic Tafur

November 16, 2017

Jared Cook is a quarterback's best friend, according to Derek Carr. The Raiders tight end is also a new god to fantasy football geeks, thanks to his 18 catches for 290 yards in the last three games.

On the season, Cook leads the 4-5 Raiders with 39 receptions, 499 receiving yards and 26 first-down catches. Carr is going to him more often now and it's opening up the offense.

"He has that speed that he doesn't just run the short stuff or intermediate stuff," Carr said. "He can take the top off (the defense). ... I've thrown the ball to him when cornerbacks are covering him, I've thrown it to him when safeties and linebackers are guarding him."

Cook, 30, looks to have found a home at his fourth NFL stop. I sat down with him Wednesday afternoon and we talked about his making history, getting on the same page with his quarterback, how his older brother did not get him into football and what goes into being a "nifty genius."

Vic Tafur: You recently made history. First tight end in NFL history to have at least one 100-yard receiving game with four different teams. (He also did it with the Titans, Rams and Packers). What does that stat mean to you?

Jared Cook: I think it's kind of bittersweet. That's not necessarily a record that you're proud to have. (Laughs.) You know what I'm saying? But, it's an NFL record, so I guess that's cool.

VT: Would you say it shows perseverance or the ability to adjust?

Cook: I think a little bit of both, man. It's not what a player wants, to be on so many teams throughout his career. But it just shows the type of production that I can have and like you said, perseverance. Fighting through it, no matter what circumstances you're put in.

VT: Looking back, is there one place you thought you had found a home?

Cook: No comment.

VT: Fair enough. When you came here this spring for your visit, did something click where you thought this could finally be that place?

Cook: Absolutely. Lot of things. Playoff team. The way the organization was run. The quarterback. The offense. A lot of things. That's why I was so excited to sign here.

VT: Derek said he told you when you were here that they needed you to beat the Chiefs. That's gotta be cool to hear.

## OAKLAND RAIDERS FEATURE CLIPS

Cook: Yeah, that was a team they couldn't get past. Lost five straight. That's tough, against a team in your division. ... It fired me up a little bit, but also that's the reason that I play in this league – to rise to challenges and create mismatches to not only get myself open but also open up things for other players and make the offense better.

(Cook had six catches for 107 yards in a 31-30 win over the Chiefs on Oct. 19.)

VT: How have you gotten better at creating those mismatches over the years?

Cook: It's understanding what defenses are trying to do to you. Man, zone, safety over the top. ... It's just getting with your quarterback and understanding when is the right time and look. The timing is so important in this league, and a lot of people don't talk about it. Aaron (Rodgers) used to talk about it a lot. Knowing when your quarterback is finishing his drop and when he is going to let it go, and knowing where you are in your route.

VT: How long does it take to get that timing down? Did it take you and Derek two weeks, a month?

Cook: It takes time because you have so many different route combinations. And then so many things that change in your offense. Checks at the line of scrimmage, blitzes. ... It takes a lot of time especially when you go through a whole training camp going against your defense. Then you face a new defense every week. It just takes work. You have to keep at it.

VT: You and Rodgers had great timing on the playoff catch last year, the 35-yarder on the sideline that won you the game. That one stay with you?

Cook: Players remember catches forever. They remember the ones they dropped forever too, if you care enough.

VT: So, you come to Oakland and you said you wanted No. 89. You're wearing 87 so I guess negotiations with Amari (Cooper) didn't go so well.

Cook: I was just joking and a lot of people got a little butt-hurt about it. (Laughs) People took it way too seriously.

VT: Your family had to be happy about the move here, especially after your other stops.

Cook: Yeah, it's beautiful every day here. People are pretty nice. It's easy breezy. ... My family was a little used to moving around. Last year, we had twins and my wife didn't want to move to Green Bay. They stayed back home in Atlanta (Cook is from Suwanee, Georgia) and came up for games, Thanksgiving and Christmas.

Last year was the first year that they didn't live with me so it was difficult. Luckily, California is a place that she loves and she wants to live here forever. The kids (they also have a 6-year-old and a 3-year-old) love it out here so it's been an easy transition.

VT: Speaking of family, you had an older brother, Jason, who played at Ole Miss and then had a cup of coffee with the Ravens. Is that how you got into football?

Cook: Actually, no. He was scared to play when he was younger. (Big laugh).

VT: He is going to love reading this ...

## OAKLAND RAIDERS FEATURE CLIPS

Cook: My mom took him out for a tryout when he was in the fourth grade. He is 14 months older than I am. He was always kind of husky and he would have had to play a year up. Those kids were huge, and he told my mom, "I'm not going out there with those kids." And I was like, "I will," and my mom signed me up. I played that year but not again until the seventh grade. And then my brother and I played together in high school. We have always been very close.

VT: Steve Spurrier then recruited you to South Carolina as a receiver. When did he move you to tight end?

Cook: My redshirt year. I was cool with it. Spurrier liked little receivers and we had three of them, so I knew I could play sooner at tight end. I thought it was going to be harder for defenses to cover me.

VT: Was the NFL a thought at that point? Was that always the dream?

Cook: It was always a dream of mine to play professional sports. I didn't realize how attainable it was until I got to South Carolina. ... I wanted to go to college to play basketball but then realized I wasn't going to grow much more ...

VT: The sad state of the 6-foot-5 inside player. Been there ...

Cook: (Laughs.) I would rather be a dominant 6-5 receiver than a 6-5 shooting guard ...

VT: With a bunch of inside moves.

Cook: You know what I'm saying?

VT: That's rough.

Cook: Rough transition.

VT: I heard you have a website.

Cook: It's called Nifty-Genius.com. It's an online men's lifestyle website and clothing line. We have shoes, apothecary, men's furniture. I went to school for retail business and I always wanted to have my own retail store. I just went ahead and did it four years ago. It was hard work, but it's turned out great.

VT: What's your biggest seller?

Cook: People like our flannels and our suits.

VT: I checked it out and have two questions. The words Jared Cook don't appear anywhere. How come?

Cook: I wanted to establish something that grew on its own. You feel me? I didn't want my name attached to it.

VT: Second question. Nifty genius?

Cook: A genius is something everyone strives to be.

VT: And nifty? You see yourself as being nifty?

## OAKLAND RAIDERS FEATURE CLIPS

Cook: Hell, yeah. I am the originator. Where do you think it started?

VT: I don't know. I don't hear a lot of guys going around saying they're nifty. What does that mean?

Cook: Creative, original, first place not last, head not the tail, somebody who can mix it up in a pinch. You feel me?

VT: Couple more on football. The way the tight end role has changed since you first came into the league has been nifty. Has that been exciting for you?

Cook: It's been awesome to be a person to help take that to the next level. It used to be all traditional Lee Smith-type guys. Bigger, bulkier, all downs. But now it's about being versatile and creating matchups in the passing and running game. The tight end's gotta be able to do it all, baby. We probably know the most on the team next to the quarterback. We just gotta lock in and get after it every play.

VT: Last one. You guys do the big self-scout during the bye week. What did you see that was holding this offense back and how do you fix that Sunday against the Patriots?

Cook: Man ... our record tells us what we are. But that doesn't explain the games that we let slip away. I was in this position last year with Green Bay and we came back, so there's nothing you can't overcome in this league until you're completely out of it.

We have to go out there and just finish plays. All that we can get. Put some more points up. It should be hard for teams to stop us. This team did it last year. We should be a dynamic offense. I know for sure that we can play better.

## WR Amari Cooper

### THE UNDEFEATED

#### **Amari Cooper strengthens Raiders' chances to return to prominence**

By Jason Reid

September 22, 2017

ALAMEDA, California – The touchdown may wind up being his signature play, something Amari Cooper points to long after his football days are over to illustrate “That’s how I rolled!” At the very least, the Oakland Raiders’ Pro Bowl wide receiver definitely added to his career highlight tape. He also quickly reminded the rest of the league that he’s still on the way up.

On Oakland’s first possession in the first quarter of Week 1, Cooper set the tone for a team that has what it takes to play in the NFL season’s final game. With the Raiders at the Tennessee Titans’ 8-yard line, Cooper was split out wide right against rookie cornerback Adoree’ Jackson. On a slant route, Cooper caught a pass from quarterback Derek Carr, and Jackson appeared to tackle Cooper for a short gain. But Cooper landed on Jackson, keeping the play alive. Spinning away from Jackson, Cooper took on many other would-be Titans tacklers at the 4-yard line and bulled his way into the end zone – with some timely help from his teammates – to put the Raiders ahead on the road en route to a 26-16 victory.

Talk about an opening statement.

“Amari ... he’s got a lot of desire,” Oakland head coach Jack Del Rio said. “And he’s got a lot of talent.”

After two Pro Bowl seasons, Cooper enters his third year determined to do everything even bigger. Having added muscle as a result of an intense offseason conditioning program (as if we couldn’t tell from the way he moved the pile in Tennessee), Cooper is focused on helping Oakland return to the Super Bowl for the first time since 2003. He joins Carr and defensive end Khalil Mack in forming the Raiders’ trio of stars who have revived the franchise and inspired fans to believe in championship dreams again.

For the Raiders to get where they want to go, Cooper will have to be out front. Good thing for them that he’s totally down with that.

“The goal is always to get better,” Cooper said after practice at the Raiders’ facility recently. “The goal is always to do more to [contribute to success]. That’s why you work so hard in the offseason. You do it so you can go into the next season and be a better player than you were before. Otherwise, what are you doing?”

There’s no doubt about what Cooper did before this season. You can see the results.

He’s visibly bigger than he was during the 2016 season, say people who follow the Raiders closely, and definitely stronger. Just ask the Titans.

They seemed surprised that Cooper refused to go down. Although Cooper likely wouldn’t have gotten into the end zone without being pushed, the fact that he managed to maintain his balance in the center of the scrum was nonetheless impressive. Cooper enjoyed the moment.

## OAKLAND RAIDERS FEATURE CLIPS

“It was a real fun play,” he said. “I caught the ball, guy tried to tackle me, and I knew that I wasn’t on the ground. I stayed up and just kind of let the guys push me in. ... It was great. Definitely pumped up the team up.”

Cooper has always trained diligently in the offseason. From his high school days in Miami through his standout career at the University of Alabama and in the NFL, he has stayed on the grind. But after the 2016 season, Cooper stepped it up even more than usual. Weights, cardio, flexibility work – the program was draining. It also worked.

“I wasn’t trying to get bigger,” Cooper said, shrugging almost as if to apologize for adding another component to his game to torment opponents. “I was just training so much that I did get bigger.”

While also maintaining the stretch-the-defense speed (at the NFL scouting combine, he covered the 40-yard dash in 4.42 seconds) that largely prompted Oakland to select him with the fourth overall pick in the 2015 draft. In the previous draft, the Raiders hit two home runs: Mack was picked fifth overall and Carr went in the second round (36th overall).

Mack was selected the Associated Press 2016 Defensive Player of the Year. Carr is one of the game’s best young passers. If not for the broken leg that Carr suffered late in the 2016 season, the Raiders’ Super Bowl drought might have ended last season.

The three ballers did provide the foundation for Oakland’s return to the playoffs in 2016. The team hadn’t gotten that far in 14 years. Through two games this season, the Raiders are perfect. “We have young players who are really driven, who want to be special,” Del Rio said. “They have the work ethic.”

Cooper has produced consecutive 1,000-plus-yard seasons. And he’s still only 23. “The biggest thing,” Del Rio said, “is for him to just continue growing.”

That’s where Carr comes in. A wideout is only as good as the quarterback tasked with getting him the ball. Besides being top-shelf, Carr also has a great relationship with Cooper. That’s a winning combination.

“I just feel comfortable throwing him any route, whether it’s him coming in the middle, on the outside, deep, short,” Carr said. “He’s worked his tail off and proven to me that he can really do it all.”

Cooper, though, sees so much more he can do to improve his game. Whenever he watches fellow Alabama alumnus Julio Jones, it’s clear to him that there’s another level.

The Atlanta Falcons’ All-Pro wideout is “regarded as one of the best in the league right now. Some of the things that he does out there are just amazing,” Cooper said. “Obviously, if you want to be one of the best, you’ve got to put in the work. There’s no other way.”

Yep. There’s only the right way. Cooper is following it and making a strong impression.



**LB/DE James Cowser**

**ESPN.COM**

**The NFL's voice in China? He's a linebacker on the Raiders**

By Paul Gutierrez

September 29, 2017

ALAMEDA, Calif. -- James Cowser had just finished his rookie season as a defensive end/outside linebacker with the Oakland Raiders last winter when Lamonte Winston approached him.

Winston, the Raiders' director of player engagement, wanted to know which off-the-field program Cowser wanted to participate in during the offseason.

"You've got to better yourself out of football," Winston told Cowser, who had a sack and a fumble recovery in six games last season.

Presented a list of activities, Cowser turned his nose up at each, until being asked what "unique" talent he might have.

"I speak Chinese," said Cowser, who picked up the language while serving a two-year LDS mission in Hong Kong and Macau from December 2009 through December 2011.

Winston went to work and Cowser landed an internship with NFL China, which is headquartered in Shanghai. Those two weeks in China and an ensuing Internet presence landed Cowser an unlikely role as the face of the NFL for that country and its 1.4 billion potential new fans.

Cowser has since done a handful of Internet videos for the Chinese audience explaining the decidedly American game to an eager audience from the most populous country on the globe.

He has described the NFL scouting combine, taken his Chinese audience behind the scenes of the NFL draft fan experience, broken down picks 2 through 5 in the draft and facilitated an interview at the draft in Philadelphia with ESPN's Louis Riddick.

The draft pieces garnered more than 1.1 million views each.

Now, through ESPN International partner Tencent, Cowser is going deeper. The second-year NFL player, who was an undrafted free agent out of Southern Utah, is the host and star of his own webisode series that will air in China every Wednesday -- Oct. 4 through Jan. 21.

"I love it," Cowser said this week. "It's awesome. A lot of us take pride in taking part in something bigger than ourselves, right? I mean, that's why we love football. You're surrounded by brothers. You're surrounded by things that are bigger than yourself. To be able to speak Chinese allows me to be a part of something even greater."

With the blessing of the Raiders, a camera will follow Cowser around during the week to show his Chinese audience how life in the NFL works, while expanding the NFL's brand in the Asian market.

## OAKLAND RAIDERS FEATURE CLIPS

The entire show will be in Chinese -- with English subtitles domestically -- and Cowser will discuss the team's protest and show of unity during the national anthem prior to last week's loss at Washington in next week's premier webisode.

Cowser, who visited late martial arts star Bruce Lee's Hong Kong home, is already using his "Chinese Connection" to interact with and cultivate his Far East fans via his Chinese Twitter account.

"Basic stuff," Cowser said. "What's this person like? What's that person like? Good luck in the game."

The project's senior editor, Michelle Zhang, said Cowser was recently asked his goal in a game.

Cowser's answer? To one day score a touchdown and jump into the Black Hole. Surely that required further explanation for his overseas audience.

"I have an opportunity to show the Chinese people a sport that I love, people that I love, and just bridge a gap between cultures," Cowser said.

"It's China. What other team has this opportunity? What other player in the NFL speaks Chinese?"

As such, he can introduce new fans to one of the Raiders' best-known slogans: "Just win, baby."

Cowser huddled with Zhang, to make sure he was on point and had the accents just right as she wrote out the characters and Cowser exhaled.

"Jiu yao ying," he said.

**WR Michael Crabtree**

**SAN FRANCISCO CHRONICLE**

**Michael Crabtree keeps low profile as others sing his praises**

By Vic Tafur

August 23, 2017

Michael Crabtree turns 30 in a few weeks, and the onetime enigmatic 49er has been a model of drama-free consistency since joining the Raiders.

Scratch that. Crabtree has actually gotten better with age.

He had a career-high 89 catches for 1,003 yards and eight touchdowns last season, and just turned in a mistake- and day-off-free training camp. In a preseason game Saturday night, Crabtree caught a short pass, juked Rams cornerback Troy Hill to the ground and skipped in for a 13-yard touchdown.

But he is letting that play do the talking for him. Other than his clothing line, Crabtree keeps a low profile, and he turned down numerous requests to talk about this season or returning home to Dallas for Saturday's preseason game.

"My brother would always tell me stories about him when they were in San Francisco together and just the things that he could do," Derek Carr said. "Now I'm seeing him do those same things. He's not slowing down. Crab is a guy that genetically he's going to play as long as he wants to play. It's not going to slow down for him."

An example came in Saturday's game. During a 31-yard catch by Amari Cooper, if you had looked at the other side of the field you might have seen some smoke.

Crabtree "ran a go-route on that one," Carr said. "You watch Crabtree run on that play and you can (see) he has not slowed down one bit. He knew on that certain play he wasn't even getting the ball. The corner was 20 yards off and he still tried to outrun the guy and it looked impressive."

Crabtree knows, however, the ball is coming his way when the Raiders are in the red zone. His 17 regular-season touchdown receptions during his two years with Carr are tied for sixth most in the NFL since 2015.

"He's been pretty darn good since he's been here for us," Raiders head coach Jack Del Rio said. "He's been a very reliable target for Derek. I think they're comfortable with the rapport they have. He's had a strong camp and is playing well for us. I'm very pleased with the way things are going there."

There's a lot of trust between Carr and Crabtree, as evidenced by the quarterback throwing a fade for the game-winning two-point conversion in last year's season opener in New Orleans. Raiders cornerback TJ Carrie sees it every day in practice.

Especially when he says he has Crabtree blanketed and Carr still fires in a completion.

"He could be covered to the max and DC will slip it in there where only he might be able to get it with one hand," Carrie said. "Or he might be able to get it with just a certain type of body position."

## **OAKLAND RAIDERS FEATURE CLIPS**

“That just goes to the strength of how much the bond they’ve created together over the last couple of years has grown.”

Many NFL scouts and front-office types think that Crabtree has the best hands in the NFL, and Carrie agrees.

“Some of the grabs he does are pretty remarkable,” Carrie said.

Fifty-six of Crabtree’s 89 receptions went for a first down last season — tied for ninth most in the NFL. If there is an area of the turf where he wants to set up shop at 7-8 yards down the field, he will get there. And put the “open” sign up.

“He has great hands,” Cooper said. “He plays physical at the line of scrimmage; no one can ever jam him. And even when he’s still covered, he can still come down with the catch. So, he has a great skill set.”

Those hands of Crabtree’s are not only great at catching the ball, but also at buying him some space when he takes off from the line of scrimmage

“I usually use my feet to get separation off the line of scrimmage or at the top of my route,” Cooper said. “But, one of the things I’ve learned from him is you can also get the same results using your hands.”

And don’t let the low-key swag fool you. Crabtree does get excited, when it comes to the Raiders offense.

“Crab is a gamer,” Cooper said. “He loves game time, he gets really hype. He’s always giving me motivation right before the game.”

### **ESPN.COM**

#### **Once called 'mediocre' with 49ers, Michael Crabtree proving clutch for Raiders**

By Paul Gutierrez

October 25, 2017

ALAMEDA, Calif. -- My, how times have changed for Michael Crabtree.

It was not that long ago when he was derided as a -- choose one: (A) mediocre (B) weak (C) sorry (D) all of the above -- receiver by Richard Sherman after the 2013 NFC Championship Game.

Crabtree, then with the San Francisco 49ers, could not haul in a potential game-winning touchdown pass from the 18-yard line that day against Sherman’s Seattle Seahawks. Or, a year earlier, from five yards out on three straight plays in Super Bowl XLVII against the Baltimore Ravens.

But now in his third season with the Oakland Raiders, Crabtree has become quarterback Derek Carr’s go-to guy late in games.

## OAKLAND RAIDERS FEATURE CLIPS

"If there's one thing about Crab," Carr said, "it doesn't matter what happens throughout the rest of the game. He always shows up."

Like at the end of the Raiders' 31-30 victory over the Kansas City Chiefs last Thursday night, a white-knuckle affair that saw Oakland run four pass plays from inside the Chiefs' 10-yard line with less than 8 seconds to play, including two untimed plays.

Crabtree caught a 1-yard touchdown pass on the right side of the end zone with 3 seconds to go, but was called for pushing off.

Then, after a pair of Chiefs defensive holding calls on Carr incompletions gave the Raiders life, Crabtree ran a quick curl in front of the left pylon and hauled in a pass from a rolling-out Carr for the score with no time on the clock. Giorgio Tavecchio's PAT won the game for Oakland.

"D.C. said, 'Catch the ball,'" Crabtree said. "I went out there and made a play."

Much like in Week 4 of the 2016 season at Baltimore, when Crabtree hauled in a 23-yard touchdown pass with 2 minutes, 12 seconds remaining for a 28-27 victory.

Or when he caught Carr's two-point conversion in the 2016 opener at New Orleans on a fade to the left corner with 47 seconds to play for a 35-34 win.

In fact, the Raiders have three one-point victories since the start of last season, and Carr has thrown the game-winning pass to Crabtree in each of those games.

"We didn't have a choice," Crabtree said, speaking specifically about the Kansas City win, though he could have been talking about the victories over the Ravens or Saints, too. "We had to do what we had to do to get this 'W.'"

"It starts at practice. Coach puts us in these situations in practice and we really strive to be great in practice. So, all we're doing is putting it on the game tape."

Crabtree's six TD catches lead the Raiders and his 28 catches and 328 receiving yards rank second on the team. He also missed one game with a chest injury.

Sure, the Raiders in general -- and Crabtree in particular -- are feeling energized after beating the Chiefs to end a four-game losing streak, their longest skid in three years.

But it will matter little if Oakland is not able to maintain momentum at the Buffalo Bills this weekend.

"We always felt like we could win every game," Crabtree said. "We just had to fix what was broken. You lose four in a row, we couldn't find a way. We found a way and won."

With late passes to Crabtree. And there is little mediocre, weak or even sorry about that, right?

**LB Bruce Irvin**

**THE PLAYERS' TRIBUNE**

**The Things I've Done**

By Bruce Irvin

October 30, 2017

shouldn't be here.

I should be locked up ... or dead.

Yeah, probably dead.

I turned 30 years old a few weeks ago, and it's something I keep thinking about.

That I shouldn't even be here.

But I am.

And I want to tell you how I got here. How I went from B.J. — which is what people used to call me back in the hood — to the man I am today.

Bruce Irvin.

But I have to be honest: I can't tell you everything, because ... well ... people never forget. You gotta understand: My family still lives back in Atlanta. And I used to do a lot of bad stuff, man — stuff I would never forget if a person did it to me. So there are some things that I'm not going to put out there. I just can't.

What I will tell you is that back when I was 17, I was hanging out in trap houses and selling drugs. I've been homeless. I've been in the driver's seat of a car that got sprayed with bullets in a drive-by, and somehow I didn't get hit. I've sat in a jail cell and watched a guy make a burrito out of bread, Cheetos and ramen noodles.

And you know what? If you would have asked me at any of those moments if I believed that I would one day make it to the NFL, I would have said yes.

No bullshit.

I swear to God I would always tell people that. I'd be sitting on the couch in a trap house, puffin' a Swisher and playing video games, and through a cloud of smoke, I'd tell the other guys that I was gonna go to the NFL one day.

They'd be like, "Nah, man. You trippin'. You can't be out here doin' all this and expect to be goin' to the league."

But I swear I believed it. I just thought I needed the right people around me to help me and then I could really take off, you know?

## OAKLAND RAIDERS FEATURE CLIPS

It's crazy because at that time, I had only really played two years of football. I started playing when I was in middle school, then after my freshman year in high school, I was ineligible because I didn't have the grades. I tried transferring schools, but it didn't pan out. Then I just kind of stopped going to school. I basically dropped out my junior year. I was spending most of my time out on the streets, surviving by doing ... whatever I had to do.

I'll never forget one time when me and a couple of guys I had been hanging out with broke into this house. It was a drug dealer's house. We had our guns on us — just in case somebody was home — and we kicked the back door in, took whatever money we could find, ran out of the house and went to the gas station up the street. There was a police officer at the pump, and I remember he was kind of eyeing us. I was like, Dang, why he lookin' at us like that? So I got in my car and drove off.

The police car pulled out behind me.

You know how when you got a cop behind you, even if you done nothing wrong, you try to change lanes or turn off to make sure they're not following you?

Well, I turned into a neighborhood, and the cop turned with me. Maybe two seconds later, a bunch of police cars came out of nowhere with their lights flashing. They surrounded me. All the cops all got out of their cars, took their guns out, pointed them at me and yelled, "Get out of the car!"

I guess one of the neighbors had seen us breaking into that house and called the police. So I got locked up for burglary and for carrying a concealed weapon.

I was 17 years old.

I had been locked up a few times before that, but it was always for minor stuff, and I always got out a few hours later.

This time, though, my mom and stepdad refused to bail me out. They wanted me to learn a lesson. So I spent like three weeks in the DeKalb County jail in Atlanta.

That's when I saw the dude making the burrito — bread, Cheetos and ramen noodles. He would wet the bread and make it soggy and then wrap it up tight around the Cheetos and noodles. And I remember just watching him like ... this was what this dude's life had come to: locked up, eating a soggy-ass makeshift burrito. And I was like, That's crazy. I can't let that be me.

That whole situation — being locked up for that long — was really eye-opening. So I made a promise to my mom and everybody that I wouldn't put myself in that position again. I was gonna get out of jail, get back home with my mom and stepdad and really try to get my life back together.

But when I got out, I found out that I didn't have a home to go to.

For my stepdad, me getting arrested was the last straw. I had already dropped out of school, and now I was hangin' out in the streets, carrying a gun, breaking into houses and doing other things I'm not even comfortable talking about, even today.

So he told my mom straight up, "That's it. He gotta go."

## OAKLAND RAIDERS FEATURE CLIPS

They basically kicked me out.

And my mentality about it was really the only mentality you can have in that situation: It was either starve, or go out there on the street and make a wage. So I was basically thrown right back into the game.

I needed a place to stay, so I hit up my homie Kevin. He's from Nigeria, and his family had like seven or eight people living at his tiny house. I stayed with him for a while and things were cool — until his mom kind of realized, "Why is this B.J. kid always here? Doesn't he have parents to go home to?"

And then one day I guess she just had enough and she was like, "Alright, that's it. B.J. gotta go."

Now I had been kicked out of two houses.

And this time, I didn't really have anyplace else to go.

Right behind Kevin's house, there was an elementary school. It had a big playground, and there were some benches where the parents and teachers would sit to watch the kids play.

So that night, I waited until it got dark and I went to the playground and laid down on one of the benches. I had nothing but the clothes on my back — actually, they were Kevin's clothes. I had borrowed them. I had no blanket. Not even a hoodie I could ball up into a pillow. And I just laid my head down on the hard bench and went to sleep.

It was my first night of being completely homeless.

That was the loneliest night of my life.

I spent two or three nights on that bench before I met this guy — I'm not gonna tell you his name because I ain't tryin' to out nobody, but he helped me out a lot. He had a little trap house he was selling drugs out of, and he let me stay there.

That's the place where I'd be sitting on the couch telling the other dudes that I was gonna make it to the NFL one day. There was actually this one guy I knew who used to always come by the house. He was playing football at a prep school, and every time he came by the house, he'd be like, "Man, you shouldn't be hangin' out here, bro. You should come to this prep school with me and play ball. I know that's what you really wanna do."

And I'd be like, "Nah, nah. I'm good, bro. I'm chillin'...."

I was chillin', too. I wasn't motivated to do shit. I was just hanging out with the wrong people, you know? I mean, life wasn't good or anything. But as far as I was concerned, with all the things I was doing ... as long as I wasn't dead or locked up, everything was cool.

Then one day, I'm sitting on the couch playing video games. I get up and tell the guys I'ma run to the store and grab a box of Swishers. So I ride out, solo. I'm gone maybe 10 minutes, and on my way back, as soon as I pull around the corner to the house, I slam on my brakes.

I see police cars everywhere. They got the whole street blocked off.



## OAKLAND RAIDERS FEATURE CLIPS

I look down the road at the house and I see the cops going in the front door and pulling my homies out, one by one.

The police had raided the house.

They confiscated everything.

And they arrested everybody.

I was so freaked out that I didn't know what to do or where to go. I just turned around and started driving.

That was when I called my mom.

I had kept in contact with her since she and my stepdad kicked me out of the house. She would sneak behind my stepdad's back and come by the trap house to check on me. I remember the guys would have drugs out, doing deals or whatever, and I would have to tell them, "Yo, stop what y'all are doin' and clean up. My mom's about to come!"

I was so freaked out after that raid that I called her and told her everything that had happened, and she said, "Just come home. We'll figure this out."

And for the first time since I got kicked out a year and a half earlier, I went home.

A couple of days later, I got a phone call from one of my homies who was at the house the day it got raided. He had gotten locked up with the rest of the guys. He was calling me from jail, and he told me straight up, "You got out of that house for a reason, bro. Go turn your life around. Go live your dream. Go play football and don't look back."

He was right. I honestly felt like I had been spared. I was inside that house with him, and I was only gone for like 10 minutes. I should have gotten locked up, too.

I felt like I was given a second chance. But for me, it was really like a sixth or seventh chance. I thought, Man, if I got nine lives, they're running out fast. I gotta get the hell away from here.

I remembered the guy who was trying to get me to come to his prep school to play football. I didn't have his number, so I found him on Facebook and hit him up. We got to exchanging messages.

He told me the place was called Ware Prep in Atlanta. It had a football team. It had dorms. And it was basically a place for kids who were trying to play sports and get their lives together.

I asked him if there was there any way possible that I could still go, and he was like, "Heck yeah, come on!" So he talked to the coaches and the people at the school for me, and he got them to take me in. That was in the fall of 2007.

I was so excited. I mean, I hadn't really played football since the ninth grade, and this place felt kind of legit. We were in downtown Atlanta using the Morris Brown College campus, so we had dorms, full football facilities and everything. I moved in, started going to class and was practicing with the team. It was the complete opposite of the life I had been living on the streets.

## OAKLAND RAIDERS FEATURE CLIPS

The first week I was there, we had an away game. I was hanging outside the dorms with the rest of the team, waiting for the buses to pick us up, just thinking about how ready I was to ball the fuck out. I wanted to show everybody that I could play. This was like ... my moment, you know? This was gonna be the beginning of me finally turning my life around.

I couldn't wait to get on that bus.

I couldn't wait to play.

But the buses were taking forever. Me and the other guys started talking, like, "What's goin' on? Where these buses at?"

Come to find out, the buses weren't coming.

Ware Prep had shut its football program down.

And nobody had told us.

You gotta remember: This was a group of pretty bad kids. Most of them had come off the street. So when we found out they were shutting us down ... man, dudes got mad. We all went back into the dorms, and people went crazy. I'm talking throwing furniture, breaking windows — just tearing stuff apart. It was like a riot. The police had to come and break it up. They arrested like three players, and then everything settled down and everybody went home.

Except me.

I didn't have anywhere to go. I was sitting on the front steps of the dorm, the windows behind me all busted out. I had a black trash bag next to me with a couple of shirts, some pants and a couple of pairs of Fruit of the Loom drawers stuffed in it. That was everything I had.

I was just sitting there, alone, with my elbows on my knees and my head buried in my hands, thinking, Damn ... what now?

That moment right there — that was rock bottom.

Then, out of nowhere, I saw this guy walking up the sidewalk. He totally startled me. I thought I was alone.

He walked up to me and said, "How are you doing?"

And it was like everything hit me all at once.

I just broke down crying.

"I don't know what I'm gonna do, man. I ain't got nowhere to go."

I didn't even know who this guy was, or what he was doing there. I just started sobbing and told him everything.

"I came here to change my life and now this thing is shut down. I don't know what I'm gonna do."

## OAKLAND RAIDERS FEATURE CLIPS

He looked at me and said, "It's O.K. Here's what I'm gonna do for you...."

And he laid it all out for me.

The first thing he did was call my mom. He told her what was happening, who he was and that she didn't have to come get me – he was going to let me stay at his house that night. The next day, he took me home, met my mom and he told her that he was going to let me live with him. He was gonna help me turn my life around.

The guy's name is Chad Allen. He's from Baltimore, but he went to Morehouse College in Atlanta and had decided to make the city his home. He was coaching high school football at the time, and he would occasionally come to Ware Prep to check on some of the kids. He's one of those guys who mentors young men and helps them out however they might need.

So he's telling my mom all this stuff, and I'm looking at this man like he's my guardian angel. Like, Where you been the last three years?

To this day I've never asked him why he did it. But I'm telling you, the things this man did for me – he opened his home to me, fed me and took care of me. He got me on the right path, too. He told me right away that if I wanted to play in the NFL, I had to go to college. So he set me up to take the GED – paid the \$96 fee and everything.

Problem was, the test came so quick that I didn't have any time to study. And I hadn't even been enrolled in school in almost two years.

I was positive that I was gonna fail the test. But the plan was for me to take it anyway, get a feel for what it was like, and then come back and pass it on the second try after I'd had time to study.

It was a five-part test.

I passed all five parts on the first try.

I was like, Damn, maybe I'm not as dumb as I thought.

So everything was happening fast, man. As soon as I passed the GED, me and Chad started googling junior colleges.

I basically got turned away by two schools – College of DuPage, in Illinois, and Butler C.C., in Kansas – before I landed at Mt. San Antonio College in Southern California. One of the guys I met who had been playing at Butler had transferred out to Mt. SAC and had talked to the coaches for me. Then me and Chad made a video of me working out and took some pictures – like my wingspan and stuff like that to show how big I was – and the coaches liked what they saw enough that they told me to come on out.

Chad took care of my tuition, gave me money for food and paid my rent. He took care of everything. So I went out there with the mentality that I was gonna bust my ass for two years and make the most of the opportunity.

## OAKLAND RAIDERS FEATURE CLIPS

It was tough, though. It was lonely because my mom, my family and Chad couldn't come all the way out there to watch me play.

But I did what I had to do.

In 2010, after two years at Mt. SAC, I was getting recruited by some big programs like USC and LSU. But I didn't want to go anywhere that was too too big, you know? Like, I didn't wanna be just another guy. I wanted to be a big fish in a small pond. I wanted to stand out. I also wanted to be close to home so my mom, my family and Chad could come see me play.

That's kind of why I thought West Virginia was the perfect fit.

That first time my mom came to see me play at WVU ... man, that was a big moment. I remember we played Coastal Carolina. My mom hadn't seen me play since I was in the ninth grade. She was just really happy because I had overcome so much.

But the goal wasn't just to play Division I football. The goal was to make it to the NFL. So after two years at WVU, I declared for the draft. After everything I had been through, I was basically one step away from living my dream.

I remember when I was on my way to the airport to fly to Indianapolis for the NFL combine. I just remember we were driving, and I had this feeling like ... I felt like a newborn. I had come so far — from sleeping on an elementary school playground and selling drugs out of a trap house — and now I was going to the combine.

I thought about it all, and I just broke down.

I cried all the way to the airport.

I brought all that emotion with me to Indianapolis, too. I fucking killed it at the combine. I went into the draft process with a third-round grade, and now I was shooting up the board. I had some people saying I could go as high as late in the first round.

But then, about two weeks before the draft, I went out in Morgantown with a couple of my homies, and I was buzzing on some drinks. To this day, I don't know why I did this, but for some reason, I swatted the sign off the top of a pizza delivery car. I was just being reckless ... and drunk.

It was a stupid decision.

But the worst part was that there was a cop pretty much right there, and he saw me do it.

I pleaded with him: "Please don't do this. Don't arrest me. I got too much to lose!"

But he wasn't hearing it. He put me in the back of the car, took me down to the station and locked me up.

I was like, Damn, that's it. I blew it. I worked so hard, and now because of one stupid decision....

## OAKLAND RAIDERS FEATURE CLIPS

I was in a really dark place, man. If any team was looking for a reason not to draft me, I felt like I had just given it to them. Now, I was the dude who got arrested two weeks before the draft. I was considered high-risk.

When I got bailed out, I went straight back to my hotel, and I swear I didn't leave my room for the next two weeks. Not until draft night. I didn't want to risk even putting myself in position to make another bad decision.

Then, on draft night, I was back home in Atlanta and it was just me and my family – and Chad. There wasn't no ESPN at my house. No media. Just family.

During the first round, while everybody was inside watching on TV, I was outside just kind of chillin'. I was really just trying to kill some time until the end of the night, holding out hope that a team might take a chance on me with one of those final first-round picks.

Then my phone rings, and it says on my screen that it's a 425 area code – Renton, Washington.

I'm like, Who the hell is this? I ain't never heard of no Renton.

So I was pretty surprised when I answered the phone and it was Pete Carroll.

I had known Pete from when I was at Mt. SAC and he was trying to recruit me to USC. But I hadn't really talked to him before the draft. I hadn't met with the Seahawks, either. So it was kind of a shock.

Then, Pete straight up says, "You ready to be a Seahawk? We're about to take you with the next pick."

And I swear to God I say, "No fucking way...."

I'm still outside, so I'm not even watching the draft. I don't even know what pick it is. And I don't even care.

"Yeah," he says. "We're about to take you. Go inside."

And when I get inside, I see it on the TV. My whole family sees it.

The Seahawks took me with the 15th pick in the first round of the 2012 NFL draft.

I don't think I could have been drafted by a better team. I had a lot of great mentors in Seattle who taught me how to be a pro, how to win and how to lead. So in 2016, after four years there, the opportunity came up to go to Oakland and help lead a young team, I was ready.

I'm six years into my NFL career now, and I honestly couldn't have pictured things working out any better than they have.

But right here, I want to remind you that this story isn't about football. I mean, football has given me everything. And all the stuff that's happened in my life since draft night has been amazing.

But it's the things that happened before that – where I came from, how I came up, how I survived, how I turned my life around – that I want people to take away from this story.

## OAKLAND RAIDERS FEATURE CLIPS

I always tell people that the person I was growing up when I was doing all that bad stuff — that was B.J. Now, I'm a different person.

Now, I'm Bruce Irvin.

I'm a grown man. An NFL athlete. A Super Bowl champion.

And I'm a father. I have a four-year-old son named Brayden. And when somebody asks him about his dad, I want him to be proud. Not because I play in the NFL, but because of how I made it from where I was to where I am today.

I mean, I'm about to be a college graduate. I'm scheduled to finish my degree at WVU in the spring. And that's something I don't think I would have believed back when I was 17 and homeless — that I would be the first from my family to graduate from college.

There are a lot of people who helped me get to this point, but it all comes back to Chad Allen. Without him, I don't think I would even be alive today. And you know what? He's never asked for anything in return.

Nothing.

So I think the best way to pay him back is to be the same positive influence he was for me, for other kids. I haven't started my own foundation just yet because I understand what a big responsibility that is and how much time and work goes into that, and when I do it, I want to make sure I'm in position to do it right. But I've been ramping up to it, helping coordinate different events for some of my teammates and me to visit children's hospitals and talk to kids, provide food for the homeless — anything that I can do to help other people and share my story.

And all that work I've been doing has led to me being nominated for the NFL Man of the Year award, which to me is just ... crazy, right? I mean, it's a real honor just to be nominated. And I really think it's another indication of how far I've come in my life.

And my next focus is to spend more time with kids in the inner cities.

Kids like B.J.

I know they're out there — kids who are doing all the wrong things just like I was. And maybe all they really need is somebody who can be a positive influence on them. That's all they need to get out of the hood and make something of themselves.

And maybe they just need somebody who understands where they're coming from.

That's where I think I can have the greatest impact. Because I think that if there's one thing that kids can learn from my story, it's that no matter how bad things might seem, it's never over. And if they ever doubt that, or they think it's too unlikely or not even possible for them....

Shit, they can just look at me.

**P Marquette King**

**SAN FRANCISCO CHRONICLE**

**Raiders' punter Marquette King gets kicks online**

By Vic Tafur

August 5, 2017

Social media is a way for fans to get inside, to see professional athletes behind the scenes. But in Marquette King's case, it's a means to get out, a chance for the Raiders' punter to break free and express himself.

Three years after the pressure had gotten too great, King is now a bona fide celebrity. And it's not because he is one of the better kickers in the league, but because he is its unlikeliest social media star.

King tells his followers on Twitter everything. Except for the times his arms used to tingle and go numb after games.

"I used to have panic attacks because I was so hyped up from the game," King said, sitting in the Napa Marriott courtyard last week, before a training camp practice. "It was tough driving home, and then I wouldn't be able to get to sleep until 3 in the morning.

"And people would say, 'But you just punt the ball.' ... OK, give me a 45-yard punt with hang time and aim it for that corner. All right, then."

Back then he couldn't, or didn't want to, get the words out when reporters tried to interview him after his best games. King, 28, no longer avoids the media, but today he is trying to escape a mob of autograph seekers as he looks for a quiet place for this interview.

The once-shy undrafted punter from Fort Valley State has 282,000 followers on Instagram and 161,000 on Twitter. He flooded both those and his Facebook account with daily posts this offseason. From punting footballs into basketball hoops and pizza floats into pools to traveling around the country and appearing at Comic-Con or other sporting events or concerts, King has been everywhere and done everything the past seven months.

And he's shared it all with the fans.

"The cool part about social media is that people can see you're not a robot," King said. "I remember when I used to watch Mike Vick play, I would think that he would play the game, go into the locker room and plug his back into the wall until the next Sunday.

"Fans get to see that we have a life, too. We're normal, just like them. That's also the fun part, showing them that I do the same stuff that they do."

Most fans, though, don't wear Power Ranger masks in public, or take videos of themselves swiping strangers' 49ers hats at restaurants. King also punted a birthday cake for Derek Carr on social media.

"I do it to make people's days better," King said. "Humiliate myself or do something silly to make somebody laugh."

## OAKLAND RAIDERS FEATURE CLIPS

King, who spoke at Twitter two weeks ago about building his brand, was scared when he first started posting frequently a little more than a year ago.

“You just have to be smart about your decisions, about what you put out,” King said.

One teammate and some fans didn’t think one of his decisions this offseason was very smart.

In the regular-season finale on Jan. 1, Broncos cornerback Aqib Talib ripped off and broke Raiders receiver Michael Crabtree’s gold chain in what he later said was a premeditated move. Crabtree was upset about it, largely because Talib wasn’t penalized.

Fast forward a month, and King was working the Pro Bowl sideline, doing social media posts for NFL.com. He had Talib, playing in the game for the AFC, tug at a chain from King’s neck, and the two posted the picture on Instagram and Twitter and laughed about it.

King soon deleted his post when Raiders linebacker Bruce Irvin posted a comment, saying “No loyalty SMH.” If Irvin was shaking his head, many Raiders fans were doing a lot more, ripping King for his act of treason for weeks on social media.

“It was nothing against Crabtree at all,” King said. “It came out the wrong way, I guess. People try to create a story out of nothing.

“My intentions were more to make fun of (Talib). He is going around snatching people’s chains and stuff. I was just trying to find a way to make light of the situation. At the end of the day, when this game is over, are you going to hate somebody for what they did in a game? This game doesn’t last long.”

King doesn’t think Crabtree had an issue with the post, but knows better than to tell the 6-foot-3, 250-pound Irvin to calm down.

“He is like one of those ‘Mortal Kombat’ versus DC characters,” King said. “Big as I don’t know what. ... But we do a good job of not letting stuff off the field bother us in the locker room, so it’s all good.”

King just goes about his business, kicking the ball into the clouds and making fans laugh. He, for one, is not surprised he has gained so many followers so fast.

“Not really, because as long as you’re organic and being yourself, people are going to latch on to you,” King said. “That’s the cool part.”

King will often type up posts or tweets and leave them on his screen for 5-10 minutes before publishing – to give himself a chance to change his mind, and sometimes bring in a friend as a filter or for approval.

“Because it’s fun to have edgy stuff and stir things up a little bit, but not to the extreme,” King said. “I do like messing with people, though.”

Let’s face it, trolling for a reaction on Twitter can be fun.

“Yeah, it is fun,” King said. “A lot of people get so caught up in what you’re doing or why. They think that people are what they post on social media, but sometimes it’s not real. It’s fun to mix it up, and then people think they might know what you’re thinking, but they really don’t.”



## OAKLAND RAIDERS FEATURE CLIPS

Even teammates who are around him a lot don't know what King is thinking sometimes.

"He's ... he's a tough one ... to dial in and figure out who he is," long snapper Jon Condo said. "He's having a fun time, and the social media stuff gets his mind off football, gets his mind off thinking about always having to perform. There's a stress level that you have to be able to manage."

Condo said King works very hard to be the best punter in the league. (He led the NFL with 38 punts of 50 yards or more last season.)

"And he always has a smile on his face now," Condo said. "He really enjoys the social media stuff. He's out there for everybody. ... It's fun to watch him interact with strangers in public."

King said he and Marshawn Lynch enjoy engaging random people on the street. King and the no-longer retired running back have a mutual friend, and King would have fans going crazy when he had posts with Lynch before he signed with the Raiders this summer.

"Marshawn brings a unique personality," King said. "He brings the edginess. He's definitely what a Raider stands for. He's real, organic and a wrecking ball. He is definitely going to be a huge part of the team."

Lynch famously doesn't have a lot of use for the media, much like King didn't used to.

Media relations senior director "Will Kiss was on me a lot about talking to the media and just being myself," King said. "Before that, I felt like I wasn't going to have control of the situation. You reporters have a lot of power. You could say Mar-cuet did this and everybody believes you. ... "

King was asked why he said his name Mar-cuet when it's been pronounced Mar-ket his entire five-year career.

"Tomato, tomahto," he said. "Depends how I feel. Or if people say it one way, I just roll with that. ... I actually prefer 'Your Highness.'"

King went on to give another reason for his former reticence. He explained that whenever he kicked well early in his career, and felt good about it, he did worse the following week. So he tried to stay even-keeled, and that included turning down interview requests after good games.

King lifted that policy last season, and then got so excited things were going well that he lost his mind a couple of times.

In a Dec. 4 game against the Bills, he picked up the official's flag (the penalty had been against the other team) and started doing a country hoedown dance with it.

"I really didn't know I couldn't pick up the flag," King said, smiling. "I swear. I was surprised when they gave me a penalty."

The following game, after the Chiefs' Tyreek Hill ran a punt back for a touchdown, King chased him down in the end zone and bumped him. Two weeks, two unsportsmanlike conduct penalties against the punter.

"He was so fast," King said. "I got emotional about it and felt I had to chase him down after. I take punting seriously, and he and I were chatting back and forth before he ran the punt back. That sucked. Because he ran that back just like he told me he was going to.

## **OAKLAND RAIDERS FEATURE CLIPS**

“All I could do was chase him down. It hurt ... because I let the team down when I did that.”

Chiefs tight end Travis Kelce then went viral after the penalty, mocking King after Hill’s touchdown with a horse-riding simulation that King had done in an earlier win over the Denver Broncos.

Of course, King and Kelce later became friends over social media at the Pro Bowl.

“I love that guy,” King said. “I love everybody, man.”

**RB Marshawn Lynch**

**SAN FRANCISCO CHRONICLE**

**Marshawn Lynch's love for Oakland led to NFL return**

By Vic Tafur

June 15, 2017

It was quite a sight to see.

As Raiders' running back Marshawn Lynch took the field at the team's practice facility a couple of weeks ago, he was joined by 2,000 kids. They were from Oakland, just like Lynch, and other parts of the Bay Area.

They were there for his free football camp, but it was symbolic as well. Lynch has said he came out of retirement for the kids and Oakland residents who are losing the team in three years to Las Vegas. They will be on the field with him for all of the Raiders' games this season.

"Look at all my babies," Delisa Lynch, Marshawn's mom, said, as she took it all in at the 11th annual Fam 1st Foundation Football Camp. "This is unbelievable. We love Oakland, and I am very proud of my son. There is definitely a buzz around the city, and we are loving it."

Raiders veteran players report to training camp in Napa on Friday, and there is even more excitement around the team than there might normally be coming off a 12-4 season and a first playoff appearance in 14 years. That's because of Lynch, and what he means to the people of Oakland.

"We're trying to win the Super Bowl, and Marshawn is a big part of that, but this is bigger than football," Raiders left tackle Donald Penn said. "He came back for Oakland."

Like Penn, former Seahawks teammate Michael Robinson was at the camp, putting kids through various drills. He said Lynch has been talking about playing for his hometown team since 2010.

"Just look at these kids' faces," Robinson said. "Marshawn has always been about making a difference at home."

Lynch, 31, has long been active in the community, but the former Oakland Tech and Cal star has been even more visible this offseason because his work address is now 15 minutes away in Alameda.

He helped out at defensive coordinator Ken Norton Jr.'s football camp, rewarded kids with good report cards with free haircuts, hosted community bike-ride, water-park and bowling parties, produced a movie about Oakland street life, and — to keep it from closing — bought a soul food restaurant in Emeryville.

Lynch has declined interview requests at several of these events — not talking to the media has become part of his brand. But he did talk to reporters once, after a Raiders offseason workout last month, and made no bones about his focus.

## OAKLAND RAIDERS FEATURE CLIPS

“With me being from here, continuing to be here, gives (kids) an opportunity — they get to see someone that actually did it, from where they’re from and for the team they probably idolize,” Lynch said. “I got the whole town riding with me.”

More than just the town, as Lynch has the highest-selling jersey in every state west of Montana, according to NFLShop.com.

The 2,000 kids at the recent camp, meanwhile, proudly wore black T-shirts with the Fam 1st Foundation logo and the names of Lynch and foundation co-founders Marcus Peters (the Chiefs’ Pro Bowl cornerback) and Josh Johnson (the Giants’ backup quarterback).

Johnson is Lynch’s cousin and said walks to and from each other’s houses as kids were adventures.

“You never knew what you would see,” he said. “A lot of stuff you’re not supposed to see as kids. But we’re using sports now and camps and other events to help this next group of Oakland kids out. Hard work pays off. That’s the message.”

Peters grew up in Oakland, and calls Lynch a friend and a role model. And a hero to the kids of Oakland.

“He shows them anything is possible,” Peters said. “A lot of these kids don’t get much growing up in Oakland. We just want them to know they can do anything they want to. ... Marshawn really cares about them. We all do.”

Lynch tweeted out “Town bizzness, breath on me,” when he signed with the Raiders.

Sometimes — most of the time — “Town bizzness” is tough love, as Lynch barks at the kids at the camp for not running the right route, or not running through the tackling dummy, or just being lazy on a hot day. But there is usually a half-smile, or even a head pat or hug that follows.

Many of the kids knew Lynch’s style — running through, not around, would-be tacklers — and took that approach to heart, yelling “Beast Mode!” and choosing not to juke out would-be defenders.

Marcus Peters’ dad, Michael, is the football coach at McClymonds and smiled as he watched Lynch deal with the kids at Norton’s camp.

“I’m a true Raiders fan,” he said. “I don’t root for them two times a year, since my son plays for the Chiefs. This is great. The kids on my team are so excited, we went on that bike ride with him, and for him, a star, to be touchable — they go down to his Beast Mode store in Oakland, and he’s there sometimes — it’s so nice for them.”

Castlemont football coach Edward Washington also had some of his players at Norton’s defensive camp. And he was just as happy as they were that Lynch wanted to play for the Raiders after hearing the team was moving to Las Vegas.

“It means a lot, because, to be honest, I wasn’t too happy with the Raiders when they said they were leaving town,” Washington said. “I wasn’t going to really support them like I have or like I wanted to. But with Marshawn back, that’s real Oakland, and everybody is excited and juiced about it.”

“Marshawn does a lot for the community. He’ll even just stop in at a practice, and that’s big.”

## **OAKLAND RAIDERS FEATURE CLIPS**

An interaction with Lynch, the coaches said, could create a spark in a kid – just as they light a fire under Lynch, a big kid at heart. He was so happy the day he signed with the Raiders that he wore his new helmet home when he left the facility.

When his camp was over, Lynch had a few words for the kids.

“I hope you enjoyed the experience, to be out here and practice where the Raiders do,” he said. “I appreciate ya’ll.”

His mom was smiling the whole time.

“We are blessed,” she said.

## **THE ATHLETIC**

### **Marshawn Lynch coming home is much bigger than just football**

By Marcus Thompson II

September 14, 2017

Theater No. 9 at the AMC Bay Street was all but full, and a line of people waiting to get in partially blocked the entrance to the women's bathroom. The free screening of “War for the Planet of the Apes” – part of the Fam 1st Family Foundation's week of activities – wouldn't start until the host said a few words. But Marshawn Lynch wasn't in the theater.

He was in the building, walking around like a regular customer in a red shirt and red shorts. But he wasn't in the theater because he was busy fellowshipping. In a nook by the bar, he was helping a youngster, who looked to be about 7, count some money. The kid messed up and Lynch, hovering over him, made him start over.

Finally, Lynch came into the theater and stood along the wall, laughing and joking with friends. He gave his good friend Kevin Parker, director of player development with Cal football, a hard time for struggling through the introductions. And then Lynch took the microphone. The crowd of mostly children and parents roared. In his thanks, as he's known to do, he let a curse word slip out.

Everyone laughed. They know Marshawn. He's family. Their hilarious uncle, or protective brother, their cousin who made it, or the friend who is around so much he becomes a cousin.

That's why his signing with the Raiders is so much bigger than getting a quality running back who can help them win. This is a homecoming. Unbeknownst to the Raiders, this is a statement reverberating through the streets.

This might go down as one of the greatest PR moves in the history of modern sports. This epic spin job should end up in collegiate textbooks.

Marlon Monroe, 40, a defense attorney who has Oakland coursing through his veins, is still furious at Mark Davis for moving the Raiders again. The news about the A's planning to build a stadium on the

## OAKLAND RAIDERS FEATURE CLIPS

Peralta site — which would free up the Raiders to have the entire Coliseum complex, as Davis demanded — re-stoked Monroe's anger.

He has the right mind to be done with the Raiders, sell his season tickets. He settled on dumping his Week 2 tickets in protest, missing his first home opener since 2008.

Why couldn't he go all the way with his divorce of his beloved Raiders? Because they got Beast Mode.

"It's a dream come true," Monroe said of the Lynch signing. "Everybody in Oakland has always wished Marshawn was a Raider. Everything he does represents The Town."

The Raiders should be hated in these parts. The bitterness of the fanbase should make their remaining stay about as comfortable as sleeping in the basement on a blowup mattress under an itchy blanket. For the second time, they are bailing on Oakland, leaving behind the debt from their 1995 return.

On top of that, they want to be supported for three years before they leave? The audacity.

Yet, the Oakland Coliseum will be busting at the seams, with bodies and energy, when the Raiders play their home opener on Sunday against the New York Jets. Part of that is because they are good. But a major part of it, at least for the East Bay diehards, will be No. 24.

The Raiders signing Lynch, Oakland's most popular son, has made this season an exciting push towards the Super Bowl. But it's also a celebration. It is rare that a superstar gets to ply his craft for his hometown team. The last star from Oakland was Rickey Henderson leading off for the A's a generation ago.

Oakland has produced its fair share of talent, including current stars Damian Lillard of the Portland Trail Blazers and Marcus Peters of the Kansas City Chiefs. But few have come home with the status and resume Lynch has. And in Oakland's current state, Lynch's presence has a special meaning.

Lynch is the anti-gentrification. He embodies the spirit of Oakland that many residents and natives see dying. The rising popularity of Oakland is connected to its influx of non-Oaklanders. The city has become cool with its plethora of restaurants and indy coffee houses and boutique fashion shops.

Even Oakland Tech, the high school where Beast Mode was born, looks like a mini-Portland on weekends with babies and dogs playing in the grass.

Of course, all this newfound favor surrounding Oakland is a back hand to the pre-gentrification era — or Real Oakland, as natives call it. If you're from here, you know about some of the guidelines to being considered Real Oakland.

He is the face of that contingent. He embodies that spirit: grimy, rough-around-the-edges, compassionate even if a little crazy.

Marshawn is gold teeth, locks and gangsta rap. Tricked out cars, trunk-rattling hip-hop and hype clubs. Burrito trucks, liquor store candy and turf pride. These elements of Oakland, it feels, are getting pushed out for the taste of young urban professionals. This sentiment is underscored by the three professional teams leaving — the Warriors and Raiders are leaving the city altogether, and the A's are leaving East Oakland, a maligned part of the city.

## OAKLAND RAIDERS FEATURE CLIPS

That's one of the reasons Lynch has said he put his Beast Mode shop downtown, and can regularly be seen in or near it. He wants to make sure there is representation from the incumbent Oakland in this sweeping city renaissance.

Lynch playing with the Raiders, already a brand centered on rebellion, is the statement that this part of Oakland won't fade without a fight. That this part of Oakland is just as valuable. And that message is critical to people who are responsible for the young people of Real Oakland.

"It's so important because he is visible and accessible," said Karega Hart, head coach of the Oakland Tech boys basketball team. "We spend so much time trying to help these young people understand their worth. And here he is, a superstar who identifies with them and the culture they come from. They can watch him play on television and then see him around the community. The Oakland stars in the '80s and '90s, they did their work behind the scenes, but you couldn't touch them and be with them. Marshawn, and even Damian Lillard, they do a good job of always being around. You can get to them."

Lynch's whole bent is to violate the status quo. He has become a pied piper for the anti-establishment at heart. And he has rampant support because of it.

The Raiders are good again. They are fun to watch, with their explosive offense and defensive monster in Khalil Mack. It's been the better part of two decades since they were among the NFL relevant, since they were the sexy team.

Considering the circumstances, that should feel like such a slight. Just when the Raiders become worthy, they leave? Ouch.

But having Lynch makes the Raiders worth investing in again. Not for all. The departure for Las Vegas was a final straw for some that not even Lynch can mend. But if anyone gives the city a reason to get behind the Silver & Black, it's Lynch. And many are taking that reprieve. They want to love the Raiders. They want to be part of the resurgence. And pulling for Oakland's own is license.

Can you imagine if and when he scores a touchdown in Oakland? Can you picture the hype when MC Hammer's "Oaktown" is blasting and Lynch is dancing on the field?

In those moments, many Oaklanders can't be upset about the Raiders betraying the city. They will be too juiced that Marshawn is home.

## DE Khalil Mack

### NBC SPORTS BAY AREA

#### **Khalil Mack earns respect, surprise visit from all-time NFL great**

By Scott Bair

June 20, 2017

Khalil Mack passed a somewhat familiar face while walking to a Raiders team meeting. A moustache caused him to do a double take.

“Was that...Dick Butkus?”

Questions stormed through Mack’s mind. Why would the legendary Chicago Bears linebacker be in Alameda? Was the feared Hall of Famer, one of the best defenders in NFL history, a guest speaker during the offseason program? Head coach Jack Del Rio often used creative tactics this time of year. Maybe that was it.

Then Mack walked into the auditorium. Fellow players were seated, and team cameras were focused on him. Something was clearly up.

Mack was surprised to be the man of the hour, given the professional Dick Butkus award by its namesake, who flew from Los Angeles for the event. It’s given to the best professional and collegiate linebacker, and Mack was runner up for the amateur honor at the University of Buffalo.

“It was a pleasant surprise man,” Mack said Thursday, a day after the presentation. “In college I wanted to win it, and being like I won it now, it’s a surreal thing.”

Whether Mack plays linebacker anymore is debatable, but there’s no doubt he’s an elite defender. He was named a 2015 All-Pro at linebacker and defensive end, and was the NFL’s defensive player of the year last season.

He’s physical, immensely productive and excellent under pressure. Stats bear that out. So does the eye test.

Turn on last year’s tape and be wowed, from his interception returned for a touchdown to four fourth-quarter sacks including a strip that beat Carolina. Then there’s the never-fail run defense, which would make an old school football man proud watching.

Butkus is one of those. Most professionals receive the Butkus award without fanfare, but the legend wanted to do this one in person.

“It was awesome. Dick Butkus had his people call and ask if he could come and present,” head coach Jack Del Rio said. “I said, ‘If you’re coming, absolutely. Love to have you.’ It was a big honor to have one of the legends in Dick Butkus come himself and acknowledge a great player for us and a guy who was defensive player of the year last year.”

The presentation’s initial focus was on the presenter.



## **OAKLAND RAIDERS FEATURE CLIPS**

Butkus highlights flashed across a big screen, showing a Monster of the Midway at his ferocious best.

“Dick Butkus highlights are crazy,” Mack said.

They feature intimidation through violence, an acutle agsessive style that were effective yet wouldn't fly in today's NFL.

“If you could grab somebody's helmet like that now, oh man. That would be lovely,” Mack said with a smile. “That would be lovely, man.”

A reporter also reminded him it'd be a fine. “I know, right?” Mack said. “That'd be a lot of money.”

Mack hasn't ever been fined. He has found a way to intimidate through proficiency, to excel in this era without the bravado typically accompanying such stature. His rarely wavers, but leadership has become more vocal with seasons gone by. Check out the peer pressure he applied to keep players out of trouble during summer break, telling them not to throw away a lottery ticket.

There's no chance Mack will do so. He doesn't take true breaks, preferring to stay in work mode during offseason lulls. He typically takes a few days after the season. He won't go find some place exotic before training camp begins July 28, even when most others will.

“Everybody's talking about what they might do, but I doubt it,” Mack said, laughing. “I'm going to stay away from the beach. I grew up in Florida, I had 18 years to go out and walk on the sand, the beach and stuff. So, I'm over it. I'm going to be working.”

## **THE UNDEFEATED**

### **Raiders' Khalil Mack: 'I can get a whole lot better'**

By Jason Reid

August 9, 2017

Khalil Mack spoke so matter-of-factly, you could have easily figured he was joking. But the Oakland Raiders superstar wasn't laughing. And just to make sure there was no ambiguity, Mack repeated his comment, punctuating it with stone-faced, steely-eyed emphasis.

“I can get better,” Mack said. “I can get a whole lot better.”

NFL quarterbacks are likely as eager to read that sentence as they would be about a rules change reducing the offensive line from five positions to four. In fact, to some NFL observers, the thought of Mack being even more of a momentum-changing pass rusher is as unfathomable as the Raiders becoming a championship franchise again. However, look at how far they've already climbed during Mack's brief time out front. So doubt him at your own risk.

What's clear is that in today's game, there's no defensive player better than the Oakland end, who's beginning his fourth season. In 2016, Mack played a key role in the Raiders ending their long playoff drought at 14 seasons. He earned a well-deserved reputation as a “closer,” delivering a spate of big plays in the second half of the season as Oakland emerged as one of the AFC's best teams. Awards voters noticed: Mack was selected the Associated Press 2016 Defensive Player of the Year.

## OAKLAND RAIDERS FEATURE CLIPS

If not for the broken leg that star quarterback Derek Carr suffered late in the 2016 season, the Raiders may have made a deep postseason run. With Carr recovered and Mack second to none among edge rushers, the Raiders have the look of a Super Bowl contender.

Since reporting to camp in Napa, California, Mack has set the tone for a team that figures to be one of the league's best. And be forewarned, Raiders rookies and newcomers: Mack has no interest in merely being good.

"The one thing about this game, this game I love, is that there's always something you can get better at. It's just a question of how bad you want it," Mack said. "I look back at last year like, there's a lot to improve. It's about polishing up my game in every area. Man, there's a lot of work to do."

Based on the first three years of his career, it seems Mack has already put in a lot.

After a solid rookie season as an outside linebacker (he was particularly strong against the run), Mack, whom the Raiders selected fifth overall in the 2014 draft, was switched to defensive end. Coach Jack Del Rio made the move shortly after his hiring in January 2015. His thinking? That Mack, as a hand-down right end who rarely dropped into coverage, could become an elite pass rusher. Del Rio nailed that one.

Last season, Mack finished with 11 sacks. He was one of only four players in the league with at least 10 sacks and five forced fumbles, and he also returned an interception for a touchdown. During Oakland's six-game winning streak from Week 7 through Week 12, Mack sure looked like the league's top defensive player, recording eight sacks, four forced fumbles and the pick-six. The Raiders finished 12-4, their best record since the 2000 season.

Mack, though, prefers to focus on the team's first two games, in which he had no sacks. Although frustrated, he trusted his process. He remained on the grind from the film room to the weight room, maintaining his belief that the overall results would be good. They were better than good – they were lit.

"More than anything, it's about getting prepared each week," said Mack, who's attempting to become the first Raiders player with at least 10 sacks in three consecutive seasons since Anthony Smith accomplished the feat from 1991-93.

"Kind of getting into 'The Zone,' that's really about preparation. You've got to know where you're supposed to be and what you're supposed to be doing. That starts early [in the week]. You can't fake that, man. You either did your homework or you didn't. Knowing the things you're going to see, all season long, helps tremendously."

His commitment to detail was evident in his breakout 2015 season. He sought tips from coaches daily and applied them.

Mack finished second in the league with 15 sacks (the past two seasons, Mack has a league-high 26 sacks). He became the first player named an Associated Press first-team All-Pro at two positions, defensive end and outside linebacker, in the same season. At only 26, Mack is already a two-time first-team All-Pro and a Defensive Player of the Year award winner.

Mack, not surprisingly, has been compared favorably with the league's best pass rushers. One former player took it even further.

## OAKLAND RAIDERS FEATURE CLIPS

London Fletcher, who played linebacker for 16 seasons in the NFL, said Mack reminded him of New York Giants legend Lawrence Taylor, arguably the greatest defensive player in NFL history. Yep, Fletcher went there.

“You can compare him to L.T.,” Fletcher said before the 2016 season. “You look at the film, there are similarities. So many similarities.”

Although Mack appreciates the high praise, he won’t go there. At least not quite yet.

“Man, it’s like this: I want to be one of the best who ever played,” Mack said. “That’s one of my goals. That’s not something you get after [three seasons].

“That’s something you have to work for your whole career. That’s what I work toward every day of my life.”

Carr works just as hard. Drafted in the same class, Mack and Carr quickly grew close. Together, they’ve formed the foundation of the renaissance that long-suffering Raiders fans had hoped would occur.

That’s why when Carr was lost for the remainder of the season in a Week 16 victory over the Indianapolis Colts, “it was devastating for me,” Mack said. “Not only the football aspect of it, but Derek is my brother. My brother went down. It was hard for me. Looking back, I didn’t deal with it [well].

“And then from a football aspect, we knew what we lost. To reach that point and have a chance to get one of those things [a Super Bowl championship] you want so badly, and then something like that happens, you almost can’t believe it. And with him not being able to be on the field with us after getting to this point it was ... just incredibly hard, man.”

No matter how the Raiders fare this season, their fans will soon endure more suffering.

In March, the NFL approved the franchise’s move to Las Vegas. The team could remain in Oakland through the 2019 season. But as soon as their new state-of-the-art stadium is ready, the Raiders, who played 13 seasons in Los Angeles before returning to Oakland for the 1995 season, will put Oakland in their rearview mirror.

Raiders players appreciate their fans and acknowledge that the situation is difficult, “but it’s also one of those things we can’t really focus on too much,” Mack said. “Just knowing how this game is, the business aspect of it, there’s only so much we can do as players.

“Look around our locker room now. By the time we move to Vegas, a lot of guys here won’t even be with the team. That’s just because of how the game is. I may not be here. So what can you do? Do your job and focus on being the best you can be each day.”

That’s Mack’s plan. And if his teammates are wise, they won’t make him repeat it.

**LB Nicholas Morrow**

**BAY AREA NEWS GROUP**

**Out of nowhere: The unlikely tale of Raiders rookie Nicholas Morrow**

By Jerry McDonald

August 24, 2017

ALAMEDA — As was often the case in college for Nicholas Morrow, it happened in the blink of an eye.

During training camp in Napa, Derek Carr threw a slant pass off a receiver's hands that bounced into the air. Knowing the Raiders' defense was in an alignment with no free safety, Carr was confident the ball would fall harmlessly to the ground as an incomplete pass.

"This man comes out of nowhere," Carr said. "He runs and dives, 15 yards away, and picks it off. I said, 'Who is this guy?'"

Out of nowhere.

If you wrote the book on Morrow, that would be the title.

Morrow himself wasn't buying the storyline until he made a big play as a junior at Division III Greenville College.

"I got off a block, stripped the ball and scored," Morrow said. "One of the refs came up to me and said, 'Keep doing your thing and you'll get to the league.' That's when it hit me."

Morrow came to the Raiders as an undrafted free agent from a Christian school 45 miles southeast of St. Louis that has an annual enrollment of between 1,000 and 1,200 students.

Playing before crowds numbering in the hundreds, Morrow was a four-year varsity starter, first team All-Upper Midwest Athletic Conference as a junior and senior and the league's defensive player of the year in 2016.

"He stuck out like a sore thumb in a lot of ways," said Robbie Schomaker, Morrow's coach at Greenville. "He just looked and played different than anybody else."

Schomaker devised a scheme built around the 6-foot, 216-pound Morrow. His position was a hybrid: part safety, part linebacker. And why not? Morrow was capable of doing anything from guarding smaller receivers in the slot, taking on tight ends and even rushing the passer.

As fate would have it, the Raiders are looking for such a player on their defense. They drafted Obi Melifonwu of Connecticut in the second round to do those very same things and experimented with cornerback Sean Smith.

Melifonwu will make the roster, but is way behind after an ankle injury on the second day of training camp. Smith has been working outside again of late and embroiled in a legal issue, having been arrested for two felony counts of assault and battery.

## OAKLAND RAIDERS FEATURE CLIPS

In the meantime, Morrow has gotten some work with the first team as a weak side linebacker, narrowly missed a game-clinching interception against the Los Angeles Rams and has participated on special teams.

A long shot? Absolutely.

Morrow is the first Greenville player to actually sign a contract and make a run at the 53-man roster, although four have had tryouts. If he is one of the more than 1,000 players to be set free on Sept. 2, the practice squad is a possibility either with the Raiders or another team.

Coach Jack Del Rio has preached since the day he arrived that he isn't interested in pedigrees or reputations. Running back Jalen Richard made the Raiders last year after arriving on a tryout basis.

"I think Jalen was a great example," Del Rio said. "Once they get here, it's really a great opportunity for them. We put action behind it. It's not just words. I think they understand that. With Morrow, we'll see how he continues. He's done a good job."

The "out of nowhere" practice interception against Carr was something Schomaker saw on a near weekly basis.

"We're playing Millikin, his man gets into the flat, catches it and has all kinds of space. No way we're catching him," Schomaker said. "He's got a 15-yard head start on Nick. Nick is at a standstill. Nick runs him down at the 20-yard line to save a touchdown."

There was also the time as a senior against Minnesota-Morris that Morrow scored a touchdown as a wildcat formation quarterback, caught a pass, intercepted a pass and recovered a fumble. All in the same game.

Raiders assistant director of player personnel Trey Scott was one of the first scouts to visit Greenville, and up to 20 scouts came out to practice in his senior year. Morrow had pre-draft visits with the Raiders and Kansas City Chiefs, and his pro day along with other Division II and III players in the area was a packed house.

It was heady stuff for someone who didn't play football until the ninth grade in Huntsville, Alabama, and was an offensive lineman until his senior year. There was precious little film of Morrow and recruiting interest was nil.

Morrow was born in St. Louis, and his father, a pastor, encouraged his son to attend Greenville. As his football prowess grew, Morrow considered transferring but decided against it because of relationships he had made.

"We had a saying at Greenville, 'Compete against your best self,'" Morrow said. "So even if my competition wasn't at the highest level, I wanted to make sure I played at my highest level every day. I was competing against what I did yesterday or the day before."

Carr, whose locker was near Morrow's during training camp, likes what he sees.

"Mentally he has a good grasp for the kind of football he was playing before he got here," Carr said. "It's obviously a different level. I don't think that the game is too big for him."

## **OAKLAND RAIDERS FEATURE CLIPS**

Defensive coordinator Ken Norton Jr. is also impressed.

“You’re watching the games — a lot of speed, a lot of passion,” Norton said. “The guy shows up when the lights come on. (He’s) really good on special teams, so we like where he is, and the evaluation process continues.”

Morrow is too busy learning to stop and consider how far he has come.

“It’s humbling. You can’t write this up,” Morrow said. “I’m just out here playing football, trying to learn and absorb what’s going on.”

**G/T Kelechi Osemele**

**ESPN.COM**

**'Sky's the limit' for rising Raiders - Kelechi Osemele**

By Francis Okupa

September 28, 2017

When Nigerian-American offensive guard Kelechi Osemele left the Baltimore Ravens during free agency in the summer of 2016 few would have predicted the Oakland Raiders would land the rising young lineman.

The Ravens had made the playoffs in six of their last eight seasons, including a Super Bowl win in 2013. The Raiders hadn't reached the postseason since 2002 and were coming off a 7-9 season.

However, Oakland were giving hints of a possible bright future as bold moves were being made by Raiders general manager Reggie McKenzie, who signed a four-year contract extension in July last year.

Osemele was one of a few who saw what the Raiders were becoming. As he reflected on his free agency move, Osemele told *Kwesé*ESPN this month: "I had a conversation with my agent talking about personnel and the guys that are on each team.

"I had the opportunity to be on this team or be on the Vikings and I felt like both teams had quarterbacks that were young and had a lot of potential. But this team had offensive line pieces that I felt I would've fit in with more and been more comfortable with."

Signing a \$60 million, five-year contract with the Bay Area side, Osemele instantly became a major building block of one of the NFL's more highly regarded offensive lines. Tasked with protecting quarterback Derek Carr, Osemele and his offensive linemates played their part en route to a 12-4 record for the Raiders, to go along with a wild card playoff spot.

Oakland fans envisioned the team going all the way to the AFC Championship game and possibly the Super Bowl, but all it took was one play in week 16 against the Indianapolis Colts to end those dreams.

Carr suffered a broken fibula after being sacked by then-Colts linebacker Trent Cole, and saw his season end right before the playoffs began. Talking about the injury to his quarterback, Osemele reflected: "When your franchise QB goes down, it's kind of hard not to think about [what could have been].

"We're just happy that he's healthy. It's a new year. We take pride in protecting him and it's not gonna happen again."

Osemele added: "There's no question that we could've gone further if we had a healthy quarterback. I think that we have the ingredients to take this thing all the way. What we need obviously is to play great defense because defense wins championships. We also need to continue to be a physical offense."

## OAKLAND RAIDERS FEATURE CLIPS

When the NFL season is not underway, Osemele likes to see the world. His parents are from Nigeria and despite being born in Houston, Texas, the former Iowa State University player spent most of his summers going to Nigeria to visit relatives.

He recounts: "I went back every year until my 17th birthday. My grandma lives in Abuja so we'd go back and visit a lot. I haven't been since college started but I used to go back every summer. [To] Benin, Abuja and Lagos.

"We went to Benin because I think my dad had a business there. Abuja is where we visited my grandmother and it might have been my grandfather on my mom's side up in Benin (city) at the time too."

Seeing more of the world is something Osemele would like to do with more regularity but he would particularly like to visit South Africa, he says. Several NFL players have made trips there in recent years and Osemele would like to add the Rainbow Nation to the list of countries he has experienced.

Now though, with a healthy Carr and the addition of former All-Pro running back Marshawn Lynch (back after a one-year hiatus), his focus is on the field, with the Raiders offense stocked with talent and ready to complete what they started last season. They are off to a 2-1 start, despite a disappointing loss in Washington on Sunday night.

Osemele has played his part in opening running lanes for Lynch so far this season and he can see the slight differences between blocking for Lynch as opposed to other running backs he has blocked for.

"Marshawn is just a much bigger, much more physical running back. [He's] going to try to push for those extra yards. I guess it's basically having another offensive lineman where there's a guy that's just that physical," Osemele says.

"You don't really see running backs running over defensive tackles and continuing up the field. I think the difference isn't in the mentality because I think there's a lot of physical backs in the league. It's just the fact that Marshawn is just that type of special player where he's just that overpowering of a back that it's going to be hard to tackle him one on one."

The Raiders have even higher goals now after their playoff appearance last season. Osemele recognizes the last campaign as a stepping stone toward where he believes the team can get to.

He adds: "I think we're just scratching the surface right now. Derek is just continuing to grow. The offense is continuing to grow, the sky is really the limit. I think we're really just getting started right now. We're not where we need to be but I'm confident in the players we do have. We have a lot of talent, we just have to go out there and put it together on a consistent basis."

As the lone member of the Raiders offensive line with a Super Bowl ring, Osemele knows what it takes to get to the big game and leave with the trophy. If the Raiders' offensive line helps clear the path to another playoff appearance, Osemele will see the fruition of his decision to go west.



**WR Cordarrelle Patterson**

**BAY AREA NEWS GROUP**

**Versatile Cordarrelle Patterson enjoying the rhythm of the Raiders**

By Matt Scheidman  
September 22, 2017

ALAMEDA — Rapper 21 Savage boomed from a portable speaker inside the Raiders' locker room at team headquarters. Whoever carried the music was hidden around a corner.

With a smile spread across his face while rattling off the lyrics, Cordarrelle Patterson made his entrance. He held the stereo in one arm before resting it at his locker, music still blaring with few players in the area.

The care-free first-year Raider vowed to inject his personality into this locker room upon his arrival, to remain unchanged regardless of a change in scenery. Patterson, Minnesota's first-round pick in 2013, signed with the Raiders in free agency after four years with the Vikings. After totaling a meager seven yards on two touches in Week 1, Patterson — like this mundane afternoon in the locker room — made himself noticed.

He reeled off a 43-yard touchdown run against the Jets on a day when he tallied 63 total yards on four touches. If anything, Patterson's long score provided a glimpse of the intriguing new toy the Oakland offense has at its disposal in 2017.

"That was an example of some of the things we think we can do with him," Raiders' coach Jack Del Rio said. "He's like a Swiss Army knife. You can throw it to him. You can hand it to him. He can do a lot of different things."

It wasn't too long ago that a change in scenery made Patterson uneasy.

Instead of taking the high school to college route, Patterson first went to prep school. With no Division I offers out of Northwestern High School in South Carolina, Patterson followed a close friend to North Carolina Tech Preparatory Christian Academy. He didn't play football there in 2009, and wound up at Hutchinson Community College halfway across the country in Kansas.

"You're away from your family, hours away from your family. You don't know nobody. You gotta meet people for the first time," Patterson said. "You just gotta adjust to a whole new life, man. A lot of guys go to junior college, they drop out after a couple weeks. A lot of guys ain't built for that kind of pressure."

"He came in as a really, really cautious guy. He was not gonna put himself out there with anybody," said Rion Rhoades, Patterson's head coach at Hutchinson. "It's pretty awesome to see kind of how he is today."

Patterson knew there was potential that pressure could unearth. Despite a year away from football, those 944 receiving yards and 18 touchdowns his senior year of high school didn't just vanish. That talent resurfaced at Hutchinson, where Patterson set numerous school career records in 2010 and

## OAKLAND RAIDERS FEATURE CLIPS

2011. They used him as a wildcat quarterback, tailback, receiver and returner. Among those records: touchdowns (24), receptions (113), receiving yards (1,832) and all-purpose yards (3,379).

Versatility is what he's built a career on, both at Tennessee and with the Vikings. One coach at Tennessee circled back to Rhoades, thanking him for the idea to use Patterson in a myriad of ways. One year with the Vols catapulted him to the 29th overall selection in 2013, and in four years in Minnesota he was an explosive kick return specialist if not a breakout receiver. From 2013 to 2016 with the Vikings, Patterson scored 16 touchdowns — seven receiving, four rushing and five on kickoff returns.

Among the teams that courted Patterson was Washington, Oakland's opponent this Sunday night.

"He chose the Raiders, but very explosive guy," Washington coach Jay Gruden said. "You have to know where he is. You have to be ready for the reverses, him at halfback and all that good stuff. Great athlete, great talent."

"Jay Gruden, he's a great guy, man. He's real funny," Patterson said. "I met with him, man. We just had a blast, our little meeting we had. It was fun."

But talks with Derek Carr, offensive coordinator Todd Downing and others trumped any other offer. Patterson was promised the ball in Oakland, and not just the role of a "gadget guy." He wanted his full arsenal unleashed. Patterson was told the sky could be the limit with the Raiders. He entered his visit with criteria of what he wanted, and they exceeded it.

In the days after Patterson's 43-yard dash to the end zone against New York, those within the team have assured they knew this is what they were getting all along. While the receiving component hasn't emerged yet, Patterson has rushed for 62 yards on four carries and averaged almost 28 yards on four kick returns.

He's also willing to sacrifice his body in kickoff coverage as a gunner when requested.

"It's been really impressive to watch him take ownership of everything we've given him," Downing said. "As a coach, that's what you're looking for. It makes you want to invest in that guy and give him more."

It's evident Patterson is comfortable in his new home, which he couldn't say five years ago in Hutchinson, Kansas. Only two games into the season and the Raiders have already reaped the benefits of his versatility. After Sunday's win, before which Marshawn Lynch brought backups Jalen Richard and DeAndre Washington with him during introductions, Carr joked Patterson should join the running backs next time.

So far the Raiders have held true to their promise of giving Patterson the ball. In return, he's already showed he can handle whatever beat is thrown at him.

## TE Lee Smith

### RAIDERS.COM

#### **Raiders Tight End Lee Smith's Impact Is Bigger Than Just On The Football Field**

By Kyle Martin

August 2, 2017

Judging from his work on the gridiron, you might think you know Lee Smith, but the fact of the matter is there's much more than meets the eye with the 6'6", 265-pound Oakland Raiders tight end.

Originally drafted by the New England Patriots in the fifth-round of the 2011 NFL Draft, Smith was signed by the Silver and Black in 2015 as an unrestricted free agent, and he has had a significant impact on the team ever since.

When it comes to football, the Powell, Tenn., native is a bull you don't want to mess with. Smith has established himself as one of the best blocking tight ends in the game, and has that homegrown country strength that can intimidate you just by looking at him.

The Raiders offensive line was one of the best in the league last season, and as an extension of that group, Smith's relationship with the unit has grown the last couple years, but ask any one of them about him and they'll tell you he's a monster on the field.

"We look at him as the receiving offensive lineman," said guard Gabe Jackson when asked about Smith's game. "He brings great tenacity to the game, and attitude. So we always love playing with him because we always say he's crazy in a way, he's a great guy."

Last season, the team was only able to witness Smith's "craziness" for four games, after he injured his leg in Week 4 against the Baltimore Ravens, which ended up prematurely concluding his 2016 season.

Injuries are tough for any player, but for No. 86 it was especially difficult, given his relationship with his teammates. While he remained at the team's facility in Alameda, Calif., to rehab throughout the season, he felt different.

"The camaraderie is great," said Smith. "It was great being around doing my rehab and seeing the guys, but I wasn't out there battling with them every Sunday, so you kind of get to feeling disconnected."

Even though Smith's 18 career receptions as a member of the Silver and Black aren't astounding, it's what he does aside from his blocking, and work on the field, that makes him a dynamic component on the team.

The coaching staff is more than aware of how much he means to his peers, and the role he plays in helping this team be successful, and they're thrilled to have him back in the fold.

"Anytime a guy that brings so much spirit to the team is back, it's a good thing," said Head Coach Jack Del Rio. "He brings a lot of intangibles to the football team. He's a tough guy, he's a great teammate, he's very, very dependable. Having him back and having him healthy and out here doing his thing is good for us."

## OAKLAND RAIDERS FEATURE CLIPS

“First of all, he’s a great teammate,” added Offensive Coordinator Todd Downing, who emphasized Smith’s impact on the group. “A wonderful veteran. He’s a great blocker. He works hard at everything that we ask him to do. He actually has really good hands. He’s more than just a blocking tight end.”

While the praise of his coaches means a great deal to him, Smith relishes in making his teammates proud, and above all else earning their respect. The brawny tight end is humble by nature, and is always willing to defer to those around him.

“I’m not a flashy player, I never have been,” said Smith. “[Wide receiver] Amari [Cooper], and [wide receiver Michael] ‘Crab’ [Crabtree], and [quarterback] Derek [Carr], and [defensive end] Khalil [Mack] are more than welcome to get all that glory, I like being behind the scenes. If my teammates have something nice to say about me because of the person I am, or the way I play, there’s no bigger compliment to me in the world than that.”

When you watch the way he interacts with his peers, it’s genuine and sincere. Whether he’s talking football or chopping it up, Smith is invested in not just his teammates, but his family. While football is important, the 29-year-old would rather leave a lasting, and influential, impression on his teammates.

It’s because of this mentality that Smith has stepped up as a mentor for the younger players on the team, and tried to help them along in their maturation process the same way he was.

“I’ve had a lot of great mentors when I was a young player that I kind of tried to stick to,” said Smith as he reflected for a moment. “I try not to beat them up too bad, or get on them, it’s stressful being a young player, but until you get ingrained and kind of find your niche, or your role, and you make the team, and you play a significant amount of time, this time of year is stressful. It’s hard on you mentally, and I just try to be there for those guys.”

While he’s trying to serve as a support system for “his guys,” Smith is continually trying to improve himself, as well as make the team better. After missing a majority of the season last year, he feels robbed and ready to back in the mix, as this team strives for greatness.

As one of the more devoted and dedicated players in the league, Smith is savvy enough to realize there’s no room for complacency in this business, and wants to make sure no one is settling for less.

“One of these days if the Oakland Raiders are number one in all those [offensive] statistics, then maybe we have finally nowhere else to go,” he said. “But until that time comes we’re always trying to get better. We’re coming in here every day trying to creep to that next level, and make this football team better.”

## K Giorgio Tavecchio

### LAS VEGAS REVIEW-JOURNAL

#### **Raiders K Giorgio Tavecchio still chasing dream after 6 NFL camps**

By Michael Gehlken

August 21, 2017

OAKLAND, Calif. — This foray into football began innocently enough for Giorgio Tavecchio.

It was fun.

A catchy Italian song from the 1950s, “Eh, Cumpari!” by Julius La Rosa, bounced from the stadium speakers at Campolindo High in Moraga, California, whenever the Italian-American took the field for a field goal or extra point. He relished the time spent with friends. The sport unexpectedly morphed into a college opportunity; he was set to play Division I soccer at UC Davis before California extended a late invite to be a freshman walk-on.

Three days after his first college practice, he kicked off Cal’s 2008 season opener against Michigan State.

So much fun in such a short span. He since has learned to bide his time.

Tavecchio, the Raiders’ backup kicker, is 27 years old and recently finished his sixth NFL training camp. He has yet to appear in an NFL regular-season game. His story is one of patience, perseverance and an ongoing chase for perfection that he hopes, one day, will produce a professional opportunity. It continues this Saturday on the road against the Dallas Cowboys.

This is Tavecchio’s third preseason with the Raiders. So far, he’s been as steady in games as in practices, converting both extra-point attempts and a lone field-goal try of 43 yards.

“To me, he’s grown,” coach Jack Del Rio said. “I think he’s right on the edge. We’re happy to have him back competing. I think he’s a good, young kicker. Those guys sometimes will bounce for a while before they finally catch on and get a career going. He has a lot of desire. He has a good leg. I like the way he’s worked.”

It was difficult to miss Tavecchio in camp.

The Milan, Italy, native stands 5 feet, 10 inches. He weighs 182 pounds and wears a No. 2 red jersey. But there he was, holding a tackle bag for certain drills against defensive linemen, linebackers and defensive backs. He wanted to contribute as a teammate any way he could, he said, without being a detriment. His frame allowed a lower target for defenders practicing their pad height.

One day, he hopes to contribute as a kicker.

That largely is what his journey is about.

“As I look back, there is a waterfall of gratitude for these experiences, these moments, even these difficult moments,” Tavecchio said, “because I’m rewarded with a glimpse of myself that I think has made me feel like I’m 75 years old with the amount of life I’ve lived.”

## OAKLAND RAIDERS FEATURE CLIPS

Last prospect

There was much to see at the 2012 Cal pro day.

Scouts from across the NFL convened to evaluate the school's draft-eligible talent. Offensive tackle Mitchell Schwartz and linebacker Mychal Kendricks would be drafted in the second round. Punter Bryan Anger went in the third. Three others were selected on the draft's third day, including wide receiver Marvin Jones by the Cincinnati Bengals as a fifth-round steal.

But zero scouts saw Tavecchio.

As he warmed up to punctuate the afternoon, rain fell on Berkeley. Scouts flipped up their jacket hoods. They lowered their heads to keep their faces dry. Having seen the top prospects, they left the field and retired to the parking lot.

The storm shone light on the last prospect remaining.

Anyone wanting to learn about Tavecchio could have grabbed an umbrella and lingered. They would've seen a kicker who spent months training for his March pro day and was determined to complete the workout as if every scout in the league was observing behind binoculars.

"By the time I was done with my set, maybe 45 minutes later, I had kicked probably 30 field goals, a couple kickoffs," Tavecchio said. "There was just my team chaplain (Kevin Knox) and a couple teammates (kicker Vincenzo D'Amato and punter Jed Barnett). ... I noticed (the scouts), but this is one of those things that kickers can understand. You don't want the circumstances to dictate your behavior or actions.

"I told myself, 'I'm going to kick during my pro day.' So, I went to kick for my pro day. If nobody is watching, nobody is watching."

He went undrafted and signed with the San Francisco 49ers. Their special teams coordinator at the time, Brad Seely, holds the same position with the Raiders now. He was cut before the season. Tavecchio signed with the Green Bay Packers in 2013. He was cut before the season. He signed in 2014 with the Detroit Lions, who cut him before the season. The Raiders added him only to cut him a few days later before the same season.

He has spent the 2015, 2016 and 2017 offseasons with the Raiders.

So far, each has ended the same way.

Still kicking

By many measures, Tavecchio does not need this.

He has a political economy degree, which readily applies to international relations. He has work experience unrelated to cleats, goal posts or holding a bag for 330-pound linemen who knock him on his heels or worse. Last winter, he completed a 12-week training program with MediaMath, an ad technology company, on the 45th floor of the World Trade Center. He had offers to work in the company's New York or London office.

Yet intrinsically, he does need this.

## **OAKLAND RAIDERS FEATURE CLIPS**

He must finish this.

Tavecchio is a backup to the longest-running kicker show in the NFL. “Sebastian Janikowski the Raider” first debuted in 2000. The 39-year-old veteran may not be cheap against the salary cap, and he is entering a contract year. But his ability and experience are expected to extend the program into an 18th season.

UC Berkeley would do well to consider Tavecchio for an honorary philosophy degree.

His river of experience affords him perspective.

He understands the paradoxes to his NFL journey. No, he has not kicked in a regular-season game. The longer he is denied the chance, the more he wants it. Still, he recognizes the folly if he makes more of it than what it is. He keeps loose and has fun to prevent the effect of time from consuming him.

In training camp, no one played “Eh, Cumpari!” but he enjoyed himself and considers the summer the strongest of his career.

Likewise, he seeks to appreciate the journey.

If he is released despite his best efforts, a failure of result will not equal a failure in process. He must maintain belief in the latter. In the same breath, he recognizes the binary nature to the NFL. Win or lose. Make a kick or miss it. On the roster or off it.

“Reconciling those two worlds has been a beautiful ride,” Tavecchio said. “It’s been a passion. It’s caused me to suffer. It’s caused me to love. It’s what gets me up every morning. That, and my faith in God, is why I’m still here.”

## **BAY AREA NEWS GROUP**

### **Meet Giorgio Tavecchio, the Raiders’ unconventional new kicker**

By Matt Schneidman  
September 12, 2017

ALAMEDA — Shortly after his record-setting NFL debut, Giorgio Tavecchio received a text on his flip phone asking if he planned to party upon returning to California Sunday night.

Tavecchio, 27, explained to his two college roommates in the group chat that if the Raiders’ team plane arrived in time, in accordance with his college tradition of going to church on weekend nights, he would attend 10 p.m. Mass instead.

“One hundred percent, he will go to Mass,” Jed Barnett, one of the friends in the chat, said on Sunday afternoon. “He will go to the 10 o’clock candlelight without a question.”

Vincenzo D’Amato, the third member of the group, agreed.

Asked Tuesday in the Raiders’ locker room whether he actually went to church Sunday night, Tavecchio responded, “Yep, 10 p.m. Mass.”

## OAKLAND RAIDERS FEATURE CLIPS

Indeed, Tavecchio attended church the same day he became the first kicker in NFL history to hit two 50-plus-yard field goals in his regular-season debut. Yes, he still owns a flip phone. He also fancies crossword puzzles in coffee shops, obsesses over cappuccinos and volunteers at soup kitchens.

He's cycled through four teams since 2012, including three preseasons with the Raiders. Tavecchio's daunting task in his first regular-season game — replace Sebastian Janikowski, the longest-tenured Raider and the team's all-time leading scorer. Janikowski was placed on injured reserve Friday with a back injury.

Tavecchio, a 5-foot-10, curly-haired Italy native, considered giving up after the Raiders cut him in 2016. The NFL dream tugged him back despite repeated failures, but his story is more than a soccer-player-turned kicker finally having success in the NFL.

The things Tavecchio does, the way he talks and how out of place he looks in the locker room make him different than his NFL peers. Yet that's what his teammates, current and former coaches and close friends love about him.

Tavecchio showed up to practice at Cal his first week of school in 2008. He was a walk-on and didn't even attend preseason camp.

After an impressive first practice, then-Cal head coach Jeff Tedford offered Tavecchio the chance to handle kickoffs in the upcoming season-opener. Actually, he offered "Giovanni" the chance, and the freshman who rode his bike to campus from Moraga accepted even though his coach didn't know his name.

Tavecchio's eyes wandered while he pressed his hands against the ball before placing it on the tee for his first kickoff. "He's looking around like Rudy, looking around the stadium. It's packed," Tedford said. "Just kind of taking it all in type of thing."

The only problem? A 25-second kick clock had just been implemented for college football. Tavecchio had no idea. Teammates and coaches had to tell him to hurry up.

Tavecchio wasn't a stereotypical football player in high school. His coach at Campolindo High, Kevin Macy, said Tavecchio put a map of Italy on his play-calling wristband and showed it off before games. Once when Macy wanted an onside kick — a "pooch" kick — Tavecchio spoke in such a rapid Italian accent while asking multiple times if he should kick it left or right that he flustered his own teammates.

They all got a T-shirt out of it in the end.

Tavecchio didn't fit into the mold of a football player at Cal either, nor does he now.

College roommates made fun of him for doing crossword puzzles in the campus coffee shop. He frequented Cafe Strada with D'Amato, a fellow Italy native, where they'd engage in long personal talks over cups of cappuccino — always cappuccino, and nothing else — while yearning for vacations to their home country. Tavecchio despises frozen and boxed foods, Barnett said, since his tastes are simply in a higher class after years of eating his mom's lasagna.



## **OAKLAND RAIDERS FEATURE CLIPS**

Tavecchio is dormant on social media, and his Facebook cover photo hasn't been updated in over five years. His profile picture is a stack of cheese next to a loaf of bread, a picture clearly untouched for some time.

"Purposely leads a simple life without distractions," said Jamie Kohl, Tavecchio's former coach at Kohl's Kicking Camps, "and he literally has a passion to kick a football."

That passion has been tested over the past half-decade. Tavecchio's political economy major could've netted him multiple jobs, but he insisted on pursuing an NFL roster spot.

"He's lost a bunch of money. He's lost career opportunities," Kohl said. "A lot of people have reached out to him with great jobs."

After the Raiders cut him last year, Tavecchio confided in close friend Jordan Kay that it might be time to hang up his cleats once and for all.

Kay said that was the first time Tavecchio had expressed doubt to him. Instead, the Campolindo High product will kick for the Raiders in Sunday's home opener against the New York Jets after his spectacular debut against Tennessee. On top of two 52-yarders, he hit field goals from 20 and 43 yards, as well as two extra points.

Until his second act, Tavecchio may be found at a local soup kitchen, volunteering his time as he's often done on Friday and Saturday mornings. He's a little busier late in the week this year as opposed to this time in years past, but don't be surprised if he finds time, just like he did for church late Sunday night after his name became one of the hottest around the NFL.

"When you picture that person that every parent wants their daughter to be associated with, or wants his son to be like, that's Giorgio," Barnett said. "He's a true servant."

## **SAN FRANCISCO CHRONICLE**

### **Persistence pays off for Raiders kicker Tavecchio**

By Ron Kroichick

September 12, 2017

Not even 28 hours after he booted his way into NFL lore, Giorgio Tavecchio knelt on the turf at his old high school. He might have made four field goals Sunday in Nashville, but now he was the holder for teenage kickers in Moraga.

He chatted with these Campolindo High kids like an older brother, trading jokes and offering tips. The journey leading to Tavecchio's extraordinary debut for the Raiders started at Campolindo, in many ways. So that's where he went Monday, as he has done on many Mondays during recent seasons.

Tavecchio's pro football odyssey drips with perseverance — or, as Renato Tavecchio put it in describing his son, the right kind of stubbornness. More than 5½ years elapsed between Giorgio Tavecchio's final game at Cal, the Holiday Bowl on Dec. 28, 2011, and his inaugural NFL regular-season outing.

Every year, he prepared diligently and reported to training camp with high hopes. Every year, he headed home disappointed.

## OAKLAND RAIDERS FEATURE CLIPS

Raiders kicker Giorgio Tavecchio routinely helps out kickers at his alma mater, Campolindo High in Moraga. He was there Monday, one day after kicking four field goals in his long-awaited NFL debut.

This time, Sebastian Janikowski's back injury re-opened the door — and Tavecchio, at age 27, barged through it, becoming the first kicker to make two field goals of 50-plus yards in his NFL debut.

Perseverance rewarded.

"I'd have to say very few people can do what Giorgio did," said former Cal punter Mike Ahr, the volunteer kicking coach at Campolindo and a longtime friend. "They'd probably check out before it went this long, but he stayed at it."

He stayed at it despite getting released by the 49ers in 2012, the Packers in 2013 and the Lions in 2014. Tavecchio hooked up with the Raiders later in '14, then returned for training camp in 2015, '16 and '17. All three times, he was cut.

His best chance probably came with Detroit. He kicked well in training camp and the exhibition season, but the Lions kept Nate Freese, their seventh-round draft choice. Freese lasted three games, making only 3 of 7 field-goal attempts.

Rather than summon Tavecchio, the Lions picked up Alex Henery (for two games) and ultimately Matt Prater. Tavecchio trudged along, upbeat by nature but disheartened as his chances kept slipping away.

"I was frustrated and disappointed," he said. "It's hard, because I kept blaming myself. Obviously, I'm the one kicking the ball, so I take responsibility, but maybe things in life happen for a reason and it's not always your fault."

"I believe God always has a plan, so maybe in those situations it just wasn't the right time. Who's to say this is the right time? This was just one moment, one game, one experience (with the Raiders). We'll see what the future has in store."

Ahr's message, as he recalled: "I just told him, 'Giorgio, you have a window. Guys like me are outside the window. Do what you can while you have the opportunity, and have no regrets.'"

That became Tavecchio's unofficial mantra. He kept one eye on other careers, even completing a 12-week training program this past winter and spring at MediaMath, a tech company in New York. (His younger brother, Marco, works in the company's London office.)

But he remained committed to his craft. On vacation in his native Italy, he found a gym where he would lift weights. During his time in New York, he made early-morning visits to a vacant field, cleared the snow by hand and kicked.

"That's dedication," Renato Tavecchio said. "It's his passion. There's no other way to say it."

The stint at MediaMath prompted Tavecchio to contemplate his next step. He had two job offers with the company and seriously contemplated them — and moving on with his life, as he put it.

Then the Raiders called again, and Tavecchio couldn't resist.

## OAKLAND RAIDERS FEATURE CLIPS

More than anything, he stuck with football because he wanted to prove to himself he could do it. That propelled him, the confidence he was good enough to make an NFL roster and handle the smothering pressure on a kicker.

He handled it Sunday, converting all his kicks — two extra points (essentially 33-yard kicks) and field-goal attempts from 20, 52, 52 and 43 yards. His dad was so nervous, he bounced from his home to a neighbor's house and back as he watched on television.

"I love the art of kicking, the science of it," Giorgio Tavecchio said. "That's something I've become very passionate about. For me, it's a convergence of mind, body and spirit. It's such a simple activity, but to me, when it's done right, it's a thing of art."

Tavecchio, as you might surmise, is articulate and creative. He was born in Milan and moved with his family to Connecticut, Rome, Moraga and Washington, D.C., before finally settling back in Moraga in April 2005, near the end of his freshman year in high school.

He kicked at Campolindo for three years, spurned a chance to play soccer at UC Davis when Cal offered him preferred walk-on status in football and ultimately earned a scholarship his junior year. Tavecchio was 20 of 23 on field-goal attempts as a senior with the Bears.

His fascination with the art of kicking dates to high school. He often joined his teammates in head coach Kevin Macy's office during lunch, watching video of the Cougars' next opponent.

"My buddies would always fast-forward through all the special teams," Tavecchio recalled, "and I'd say, 'Stop! That's the only reason I'm here!'"

And now, as a 27-year-old NFL rookie fresh off a landmark debut, Tavecchio was back at Campolindo on Monday. He enjoys working with young kickers and lives with his parents two blocks away, so why not?

Cristian Antezana (class of '14) often joins Tavecchio in offering guidance to their successors. Antezana made the game-winning field goal against Marin Catholic in the 2011 North Coast Section title game at the Coliseum, and now Antezana is pondering his next move after stops at City College of San Francisco and Utah.

This much is clear: Antezana doesn't plan to give up kicking, in part because of Tavecchio's remarkable journey.

"He's an inspiration to me," Antezana said. "A big-time inspiration."