

NEW ENGLAND PATRIOTS

GAME RELEASE



REGULAR SEASON WEEK 17

NEW ENGLAND PATRIOTS VS. N.Y. JETS



MEDIA SCHEDULE

WEDNESDAY, DECEMBER 27

8 a.m.	Media Workroom Opens
9 a.m.	Patriots Head Coach Bill Belichick Press Availability
Approx. 1:05 p.m.	Media Availability at Practice
Approx. 3:15 p.m.	Patriots player availability
3:45 p.m.	Conference Call with Jets Head Coach Todd Bowles

THURSDAY, DECEMBER 28

11 a.m.	Media Workroom Opens
Approx. 12:05 p.m.	Media Availability at Practice
Approx. 3:15 p.m.	Patriots player availability

FRIDAY, DECEMBER 29

8 a.m.	Media Workroom Opens
9 a.m.	Patriots Head Coach Bill Belichick Press Availability
Approx. 11:50 a.m.	Media Availability at Practice
Approx. 1:40 p.m.	Patriots player availability

SATURDAY, DECEMBER 30

Team walkthrough - No media availability
a

SUNDAY, DECEMBER 31

1:00 p.m. Patriots vs. N.Y. Jets

2017 PATRIOTS SCHEDULE

REGULAR SEASON (12-3)

Thu, Sept. 7	Kansas City	27-42	L
Sun, Sept. 17 at	New Orleans	36-20	W
Sun, Sept. 24	Houston	36-33	W
Sun, Oct. 1	Carolina	30-33	L
Thu, Oct. 5 at	Tampa Bay	19-14	W
Sun, Oct. 15 at	N.Y. Jets	24-17	W
Sun, Oct. 22	Atlanta	23-7	W
Sun, Oct. 29	L.A. Chargers	21-13	W
Sun, Nov. 5	BYE WEEK		
Sun, Nov. 12 at	Denver	41-16	W
Sun, Nov. 19 at	Oakland (Mexico City)	33-8	W
Sun, Nov. 26	Miami	35-17	W
Sun, Dec. 3 at	Buffalo	23-3	W
Mon, Dec. 11 at	Miami	20-27	L
Sun, Dec. 17 at	Pittsburgh	27-24	W
Sun, Dec. 24	Buffalo	37-16	W
Sun, Dec. 31	N.Y. Jets	1:00 p.m.	CBS

2017 AFC EAST STANDINGS

TEAM	W	L	T	PCT.	PF	PA
*NEW ENGLAND	12	3	0	.800	432	290
Buffalo Bills	8	7	0	.533	280	343
Miami Dolphins	6	9	0	.400	265	371
New York Jets	5	10	0	.333	292	356

*Clinched Division

GAME SUMMARY

NEW ENGLAND PATRIOTS (12-3) vs. N.Y. JETS (5-10)

Sunday, Dec. 31, 2017 • Gillette Stadium (65,878) • 1:00 p.m. ET

The New England Patriots stayed on track for the top seed in the AFC playoff field after improving to 12-3 with a 37-16 victory over the visiting Buffalo Bills. The Patriots have now won 12 games for an NFL-record eight straight seasons, moving past the Indianapolis Colts, who won 12 games seven straight seasons from 2003 through 2009. The Patriots earned a first-round bye in the 2017 playoffs and lead the NFL with 13 first-round byes since the current format was instituted in 1990. The Patriots earned a first round bye for the eighth consecutive season. A win over the Jets on Sunday will give the Patriots the top seed and home-field advantage for the seventh time, the most since 1990.

BROADCAST INFORMATION

TELEVISION: This week's game will be broadcast by **CBS** and can be seen locally on **WBZ-TV Channel 4** in Boston. **Jim Nantz** will handle play-by-play duties with **Tony Romo** as the color analyst. **Tracy Wolfson** will work the sidelines. The game will be produced by **Jim Rikhoff** and directed by **Mike Arnold**.

RADIO: **98.5 FM, The Sports Hub**, is the flagship station for the Patriots Radio Network. A complete listing of the network's 40 stations can be found in this press release on page 62. Play-by-play broadcaster **Bob Socci** will call the action along with former Patriots quarterback **Scott Zolak**, who will provide color analysis. The games are produced by **Marc Cappello**.

SEEKING THE TOP SEED IN THE AFC

The Patriots have earned six number one seeds (2016, 2014, 2011, 2010, 2007 and 2003) in the postseason since 1990, the most in the NFL under that system. The NFL began playoff seeding in 1975 and the current playoff format was instituted in 1990.

MOST NO. 1 SEEDS IN THE PLAYOFF FIELD (SINCE 1990)

New England Patriots	6
Denver	5
Dallas	4
Philadelphia	4
Pittsburgh	4
San Francisco	4

MOST NO. 1 SEEDS OVERALL (SINCE 1975)

San Francisco	8
Denver	8
New England	6
Pittsburgh	6
Dallas	6
Oakland	5

WEEK 17 HIGHLIGHTS

PAGE 13: New England Patriots vs. N.Y. Jets matchup notes

PAGE 27: The New England Patriots are seeking their seventh 13-win season in franchise history, second most in NFL history.

PAGE 34: With a win against the Jets on Sunday, Bill Belichick will tie Tom Landry with his 250th career regular season win.

PAGE 42: Tom Brady can tie Brett Favre for most wins by a 40-year old starting quarterback.

MEDIA CONTACTS

PATRIOTS MEDIA RELATIONS OFFICE: 508-384-4203

Stacey James, Vice President of Media Relations, staceyj@patriots.com, 508-326-6868
Aaron Salkin, Director of Media Relations, aarons@patriots.com, 508-326-6870
Michael Jurovaty, Asst. Director of Media Relations, mjurovaty@patriots.com, 508-326-6187
Mark Robbins, Media Relations Coordinator, markr@patriots.com, 508-431-7175
Anne Noland, Media Relations Coordinator, annen@patriots.com, 508-431-7773



2017 OFFENSIVE STATISTICS

WON 12, LOST 3

09/07	L	27-42	Kansas City	65,878
09/17	W	36-20	at New Orleans	73,168
09/24	W	36-33	Houston	65,878
10/01	L	30-33	Carolina	65,878
10/05	W	19-14	at Tampa Bay	64,476
10/15	W	24-17	at N.Y. Jets	77,562
10/22	W	23- 7	Atlanta	65,878
10/29	W	21-13	L.A. Chargers	65,878
11/12	W	41-16	at Denver	76,820
11/19	W	33- 8	at Oakland	77,357
11/26	W	35-17	Miami	65,878
12/03	W	23- 3	at Buffalo	68,499
12/11	L	20-27	at Miami	65,548
12/17	W	27-24	at Pittsburgh	68,574
12/24	W	37-16	Buffalo	65,878
12/31			N.Y. Jets	

TOTAL FIRST DOWNS		N.E.	Opp.
Rushing	361	311	
Passing	97	97	
Penalty	220	193	
3rd Down: Made/Att	44	21	
3rd Down Pct.	78/187	82/196	
4th Down: Made/Att	41.7	41.8	
4th Down Pct.	7/12	9/22	
POSSESSION AVG.	58.3	40.9	
TOTAL NET YARDS	30:20	29:40	
Avg. Per Game	5977	5609	
Total Plays	398.5	373.9	
Avg. Per Play	990	963	
NET YARDS RUSHING	6.0	5.8	
Avg. Per Game	1742	1796	
Total Rushes	116.1	119.7	
NET YARDS PASSING	410	371	
Avg. Per Game	4235	3813	
Sacked/Yards Lost	282.3	254.2	
Gross Yards	33/189	38/274	
Att./Completions	4424	4087	
Completion Pct.	547/370	554/348	
Had Intercepted	67.6	62.8	
PUNTS/AVERAGE	8	12	
NET PUNTING AVG.	50/43.5	60/44.7	
PENALTIES/YARDS	50/40.3	60/39.8	
FUMBLES/BALL LOST	91/786	102/951	
TOUCHDOWNS	13/4	18/6	
Rushing	46	33	
Passing	15	6	
Returns	30	24	
	1	3	

* SCORE BY PERIODS	Q1	Q2	Q3	Q4	OT	PTS
TEAM	85	165	93	89	0	432
OPPONENTS	59	98	51	82	0	290

* SCORING	TD-Ru	Pa	Rt	K-PAT	FG	S	PTS
Gostkowski	0	0	0	0	42/44	36/39	0 150
Gronkowski	8	0	8	0	0	0	50
Burkhead	8	5	3	0	0	0	48
D. Lewis	8	5	2	1	0	0	48
Cooks	6	0	6	0	0	0	38
Gillislee	5	5	0	0	0	0	30
Hogan	5	0	5	0	0	0	30
White	3	0	3	0	0	0	18
Amendola	2	0	2	0	0	0	12
Britt LG	2	0	2	0	0	0	12
D. Allen	1	0	1	0	0	0	6
Hoyer LG	1	1	0	0	0	0	6
B. King	0	0	0	0	1	2	1
TEAM	46	15	30	1	42/44	36/39	1 432
OPPONENTS	33	6	24	3	30/31	20/28	0 290
2-Pt Conv: Cooks, Gronkowski, TM 2-2, OPP 1-2							

* RUSHING	No.	Yds	Avg	Long	TD
D. Lewis	154	803	5.2	44	5
Gillislee	104	383	3.7	16	5
Burkhead	64	264	4.1	31	5
White	43	171	4.0	10	0
Cooks	6	32	5.3	13	0
Brady	25	28	1.1	7	0
Bolden	4	21	5.3	12	0
Hogan	3	17	5.7	13	0
Reedy LG	3	17	5.7	10	0
Ebner	1	14	14.0	14	0
Dorsett	1	7	7.0	7	0
J. Hollister	1	5	5.0	5	0
Hoyer LG	9	4	0.4	9t	1
Hoyer TM	4	-3	-1.8	0	0
TEAM	410	1742	4.2	44	15
OPPONENTS	371	1796	4.8	87t	6

* RECEIVING	No.	Yds	Avg	Long	TD
Gronkowski	69	1084	15.7	53t	8
Cooks	60	1003	16.7	64t	6
Amendola	57	616	10.8	27	2
White	56	429	7.7	27	3
Hogan	34	439	12.9	47t	5
Bennett LG	30	286	9.5	33	0
Bennett TM	6	53	8.8	27	0
Burkhead	30	254	8.5	23	3
D. Lewis	26	174	6.7	20	2
Britt LG	20	256	12.8	38	2
Britt TM	2	23	11.5	16	0
D. Allen	10	86	8.6	22	1
Dorsett	9	168	18.7	39	0
Develin	6	38	6.3	10	0
J. Hollister	4	42	10.5	19	0
Tye LG	4	38	9.5	21	0
Reedy LG	2	21	10.5	15	0
Gillislee	1	15	15.0	15	0
TEAM	370	4424	12.0	64t	30
OPPONENTS	348	4087	11.7	78t	24

* INTERCEPTIONS	No.	Yds	Avg	Long	TD
Harmon	4	12	3.0	12	0
Gilmore	2	59	29.5	39	0
M. Butler	2	-1	-1.5	1	0
Chung	1	30	30.0	30	0
Lee LG	1	8	8.0	8	0
Lee TM	1	8	8.0	8	0
J. Jones	1	6	6.0	6	0
McCourty	1	0	0.0	0	0
TEAM	12	114	9.5	39	0
OPPONENTS	8	63	7.9	29	1

* PUNTING	No.	Yds	Avg	Net	TB	In	Lg	B
R. Allen	50	2177	43.5	40.3	3	19	60	0
TEAM	50	2177	43.5	40.3	3	19	60	0
OPPONENTS	60	2684	44.7	39.8	3	21	68	1

* PUNT RETURNS	Ret	FC	Yds	Avg	Long	TD
Amendola	23	16	207	9.0	40	0
Reedy LG	18	7	175	9.7	44	0
Reedy TM	4	0	32	8.0	13	0
Chung	1	3	0	0.0	0	0
TEAM	28	19	239	8.5	40	0
OPPONENTS	21	12	101	4.8	16	0

* KICKOFF RETURNS	No.	Yds	Avg	Long	TD
D. Lewis	23	570	24.8	103t	1
Reedy LG	7	145	20.7	50	0
Amendola	1	16	16.0	16	0
Burkhead	1	17	17.0	17	0
McCourty	1	12	12.0	12	0
TEAM	26	615	23.7	103t	1
OPPONENTS	54	1035	19.2	34	0

* FIELD GOALS	1-19	20-29	30-39	40-49	50+
Gostkowski	0/ 0	15/15	9/ 9	8/11	4/ 4
TEAM	0/ 0	15/15	9/ 9	8/11	4/ 4
OPPONENTS	0/ 0	3/ 3	10/13	6/ 8	1/ 4

* PASSING	Att	Cmp	Yds	Cmp%	Yds/Att	TD	TD%	Int	Int%	Long	Sack/Lost	Rating
Brady	544	367	4387	67.5	8.06	30	5.5	8	1.5	64t	33/ 189	104.2
Hoyer LG	208	122	1282	58.7	6.16	4	1.9	4	1.9	59	16/ 112	75.0
Hoyer TM	3	3	37	100.0	12.33	0	0.0	0	0.0	27	0/ 0	118.1
TEAM	547	370	4424	67.6	8.09	30	5.5	8	1.5	64t	33/ 189	104.3
OPPONENTS	554	348	4087	62.8	7.38	24	4.3	12	2.2	78t	38/ 274	90.6



2017 DEFENSIVE STATISTICS

PLAYER Name	TACKLES			SACKS			INTERCEPTIONS				FUMBLES				SP. TEAMS				
	TT	UT	A	S	Yds	QH	Int	Yds	TD	PD	FF	FR	Yds	TD	TT	UT	A	FF	FR
Devin McCourty	87	71	16	1.0	11.0	1	1	0	0	5	0	1	0	0	2	2	0	0	0
Patrick Chung	77	66	11	0.0	0.0	3	1	30	0	9	0	2	0	0	6	4	2	0	0
Kyle Van Noy	73	58	15	5.5	33.5	9	0	0	0	2	0	0	0	0	0	0	0	0	0
Elandon Roberts	65	44	21	2.0	13.0	3	0	0	0	1	0	1	0	0	0	0	0	0	0
Malcolm Butler	58	53	5	1.0	13.0	2	2	-1	0	12	3	0	0	0	0	0	0	0	0
Trey Flowers	58	41	17	6.5	29.5	23	0	0	0	3	2	0	0	0	0	0	0	0	0
Lawrence Guy	53	32	21	1.0	3.0	4	0	0	0	1	0	0	0	0	0	0	0	0	0
Stephon Gilmore	47	45	2	0.0	0.0	0	2	59	0	8	0	0	0	0	0	0	0	0	0
Malcom Brown	47	29	18	2.5	18.5	4	0	0	0	0	0	0	0	0	0	0	0	0	0
Jonathan Jones	33	30	3	1.0	15.0	1	1	6	0	8	0	0	0	0	5	4	1	0	0
Marquis Flowers	26	19	7	2.5	7.0	3	0	0	0	1	1	0	0	0	2	2	0	0	0
Deatrich Wise, Jr.	25	15	10	5.0	38.0	19	0	0	0	1	0	0	0	0	0	0	0	0	0
Duron Harmon	23	16	7	0.0	0.0	0	4	12	0	7	0	0	0	0	0	0	0	0	0
David Harris	22	15	7	1.5	10.0	2	0	0	0	1	0	0	0	0	0	0	0	0	0
Jordan Richards	20	18	2	0.0	0.0	0	0	0	0	1	1	0	0	0	4	4	0	0	0
Johnson Bademosi	18	13	5	0.0	0.0	0	0	0	0	1	0	0	0	0	8	8	0	0	0
Adam Butler	18	10	8	2.0	20.0	2	0	0	0	0	0	0	0	0	0	0	0	0	0
Eric Lee	17	9	8	2.5	16.5	4	1	8	0	2	0	0	0	0	0	0	0	0	0
Cassius Marsh	16	14	2	1.0	7.0	2	0	0	0	0	1	0	0	0	3	2	1	0	0
Dont'a Hightower	14	12	2	2.0	19.0	3	0	0	0	0	0	0	0	0	0	0	0	0	0
Eric Rowe	13	12	1	0.0	0.0	0	0	0	0	2	0	0	0	0	1	1	0	0	0
Alan Branch	12	12	0	0.0	0.0	1	0	0	0	0	0	0	0	0	0	0	0	0	0
Ricky Jean Francois	10	6	4	0.0	0.0	0	0	0	0	0	0	0	0	0	0	0	0	0	0
Trevor Reilly	6	3	3	0.0	0.0	0	0	0	0	0	0	0	0	0	5	4	1	0	0
Jonathan Freeny	2	2	0	0.0	0.0	0	0	0	0	0	0	0	0	0	0	0	0	0	0
Harvey Langi	0	0	0	0.0	0.0	0	0	0	0	0	0	0	0	0	1	1	0	0	0
Geneo Grissom	0	0	0	0.0	0.0	0	0	0	0	0	0	0	0	0	1	1	0	0	0
Rob Gronkowski	0	0	0	0.0	0.0	0	0	0	0	1	0	0	0	0	0	0	0	0	0
Nate Ebner	0	0	0	0.0	0.0	0	0	0	0	0	0	0	0	0	8	5	3	0	0
Brandon Bolden	0	0	0	0.0	0.0	0	0	0	0	0	0	0	0	0	8	7	1	0	0
Jacob Hollister	0	0	0	0.0	0.0	0	0	0	0	0	0	0	0	0	4	1	3	0	1
Team	0	0	0	1.0	20.0	0	0	0	0	0	0	0	0	0	0	0	0	0	0
James Develin	0	0	0	0.0	0.0	0	0	0	0	0	0	0	0	0	1	1	0	0	0
Nicholas Grigsby	0	0	0	0.0	0.0	0	0	0	0	0	0	0	0	0	4	3	1	0	0
Matthew Slater	0	0	0	0.0	0.0	0	0	0	0	0	0	0	0	0	6	5	1	0	0
Rex Burkhead	0	0	0	0.0	0.0	0	0	0	0	0	0	0	0	0	4	4	0	0	0
Brandon King	0	0	0	0.0	0.0	0	0	0	0	0	0	0	0	0	8	6	2	0	0
Joe Cardona	0	0	0	0.0	0.0	0	0	0	0	0	0	0	0	0	4	2	2	0	0
TOTALS	840	645	195	38.0	274.0	86	12	114	0	66	8	4	0	0	85	67	18	0	1

FUMBLES - LOST (13-4)				
	Own			
	No.	Lost	Rec	O.B.
Dwayne Allen	0	0	1	0
Danny Amendola	2	0	0	0
David Andrews	0	0	2	0
Tom Brady	7	3	2	0
Rex Burkhead	1	0	0	0
Nate Ebner	1	0	0	1
Mike Gillislee	1	1	0	0
Rob Gronkowski	1	0	0	1
Jonathan Jones	0	0	1	0
Shaq Mason	0	0	1	0
TOTALS	13	4	7	2

MISC. OFFENSIVE STATS				
	Tkl	Ast	FF	FR
Danny Amendola	2	0	0	0
Brandin Cooks	1	0	0	0
Phillip Dorsett	2	0	0	0
Chris Hogan	1	0	0	0
Joe Thuney	1	0	0	0
James White	1	0	0	0
TOTALS	8	0	0	0

KEY	
TT-Total Tackles	Int/Yds-Interceptions/Yards Returned
UT-Unassisted Tackles	PD-Passes Defensed
A-Assisted Tackles	FF-Forced Fumbles

BLOCKED KICKS			
	XP	FG	P
Rex Burkhead	0	0	1
Lawrence Guy	0	1	0
Cassius Marsh	0	1	0
TOTALS	0	2	1



NEW ENGLAND PATRIOTS 2017 STATS PACK

PATRIOTS PARTICIPATION

Player	Regular Season																				
	GP	GS	DNP	INA	KC	at NO	HOU	CAR	at TB	at NYJ	ATL	LAC	at DEN	at OAK	MIA	at BUF	at MIA	at PIT	BUF	NYJ	
Allen, Dwayne	15	8	0	0	TE	TE	sub	sub	TE	sub	sub	TE	sub	TE	TE	TE	TE	sub	sub	sub	
Allen, Ryan	15	0	0	0	sub	sub	sub	sub	sub	sub	sub	sub	sub	sub	sub	sub	sub	sub	sub	sub	
Amendola, Danny	14	7	0	1	sub	X	sub	WR	sub	WR	sub	sub	sub	sub	WR	sub	WR	WR	WR	WR	
Andrews, David	13	13	0	2	C	C	C	C	C	C	C	C	C	X	X	C	C	C	C	C	
Bademosi, Johnson	15	3	0	0	sub	sub	sub	sub	sub	RCB	RCB	RCB	sub	sub	sub	sub	sub	sub	sub	sub	
Bennett, Martellus	2	0	0	1									sub	sub	X						
Bolden, Brandon	15	0	0	0	sub	sub	sub	sub	sub	sub	sub	sub	sub	sub	sub	sub	sub	sub	sub	sub	
Brady, Tom	15	15	0	0	QB	QB	QB	QB	QB	QB	QB	QB	QB	QB	QB	QB	QB	QB	QB	QB	
Branch, Alan	12	6	0	3	DT	sub	sub	sub	X	sub	sub	DT	DT	DT	DT	sub	DT	X	X		
Britt, Kenny	2	0	0	0														sub	sub		
Brown, Malcom	12	11	0	3	DT	DT	DT	DT	DT	DT	DT	X	X	X	sub	DT	DT	DT	DT		
Burkhead, Rex	10	3	0	5	RB	RB	X	X	X	X	sub	sub	sub	sub	sub	sub	sub	sub	sub	sub	
Butler, Adam	15	6	0	0	sub	RE	DT	RE	DT	sub	sub	DT	DT	sub	sub	sub	sub	sub	sub	sub	
Butler, Malcolm	15	14	0	0	LCB	sub	LCB	LCB	LCB	LCB	LCB	LCB	LCB	LCB	LCB	LCB	LCB	LCB	LCB	LCB	
Cannon, Marcus	7	7	0	6	RT	RT	X	RT	RT	RT	RT	RT	X	X	X	X	X				
Cardona, Joe	15	0	0	0	sub	sub	sub	sub	sub	sub	sub	sub	sub	sub	sub	sub	sub	sub	sub	sub	
Chung, Patrick	15	10	0	0	S	S	sub	S	S	sub	sub	sub	sub	S	S	S	S	S	S	S	
Cooks, Brandin	15	14	0	0	WR	sub	WR	WR	WR	WR	WR	WR	WR	WR	WR	WR	WR	WR	WR	WR	
Croston, Cole	3	0	0	12	X	X	X	X	X	X	X	X	X	sub	sub	sub	X	X	X	X	
Develin, James	15	6	0	0	sub	sub	sub	sub	FB	sub	FB	sub	FB	FB	sub	sub	sub	sub	FB	FB	
Dorsett, Phillip	14	2	1	0	sub	sub	sub	sub	sub	sub	WR	sub	WR	sub	sub	sub	sub	sub	sub	sub	
Ebner, Nate	9	0	0	2	X	X	sub	sub	sub	sub	sub	sub	sub	sub	sub						
Fleming, Cameron	11	5	0	4	X	sub	LT	sub	sub	X	X	X	sub	sub	sub	sub	RT	RT	RT	RT	
Flowers, Marquis	15	2	0	0	sub	sub	sub	sub	sub	sub	sub	sub	sub	sub	sub	sub	sub	sub	sub	sub	
Flowers, Trey	13	13	0	2	LE	LE	RE	LE	RE	RE	RE	RE	RE	DT	DT	X	X	RE	RE		
Freeny, Jonathan	1	0	0	0													sub				
Garoppolo, Jimmy	0	0	8	0	DNP	DNP	DNP	DNP	DNP	DNP	DNP	DNP									
Gilmore, Stephon	12	12	0	3	RCB	RCB	RCB	RCB	RCB	X	X	X	X	RCB	RCB	RCB	RCB	RCB	RCB	RCB	
Gillislee, Mike	9	2	0	6	sub	sub	RB	sub	RB	sub	sub	sub	sub	X	X	X	X	X	X	X	
Gostkowski, Stephen	15	0	0	0	sub	sub	sub	sub	sub	sub	sub	sub	sub	sub	sub	sub	sub	sub	sub	sub	
Grigsby, Nicholas	4	0	0	0												sub	sub	sub	sub		
Grissom, Geneo	7	0	0	3			sub	sub	sub	sub	X	X				sub	sub	X	sub		
Gronkowski, Rob	13	13	1	1	TE	TE	TE	TE	X	TE	TE	TE	TE	TE	TE	TE	TE	DNP	TE	TE	
Guy, Lawrence	15	14	0	0	sub	DT	RE	DT	LE	LE	LE	LE	LE	LE	LE	DT	LE	DT	LE		
Harmon, Duron	15	3	0	0	DB	DB	DB	sub	sub	sub	sub	sub	sub	sub	sub	sub	sub	sub	sub	sub	
Harris, David	10	6	2	3	sub	sub	sub	X	DNP	X	LB	LB	sub	LB	LB	LB	X	LB	DNP		
Hightower, Dont'a	5	5	0	3	RE	X	X	LB	LB	LB	LB	X									
Hogan, Chris	9	7	0	6	WR	WR	WR	WR	WR	WR	sub	WR	X	X	X	X	sub	X	X		
Hollister, Jacob	14	1	0	1	X	TE	sub	sub	sub	sub	sub				sub	sub	DNP	sub	sub	sub	
Hoyer, Brian	4	0	2	0											sub	sub	DNP	sub	DNP	DNP	
Jean Francois, Ricky	5	1	0	0											sub	sub	sub			sub	DT
Jones, Jonathan	15	4	0	0	sub	sub	sub	sub	sub	sub	sub	sub	sub	sub	DB	DB	DB	DB	sub	sub	
Karras, Ted	15	2	0	0	sub	sub	sub	sub	sub	sub	sub	sub	sub	C	C	sub	sub	sub	sub	sub	
King, Brandon	12	0	0	3	sub	sub	sub	X	sub	sub	sub	sub	sub	sub	sub	sub	X	X	sub		
Langi, Harvey	1	0	0	6	X	sub	X	X	X	X	X										
Lee, Eric	5	4	0	0											sub	LE	LB	LE	LB		
Lewis, Dion	15	7	0	0	sub	sub	sub	sub	sub	RB	RB	RB	RB	RB	sub	sub	sub	sub	RB	RB	
Marsh, Cassius	9	1	0	1	sub	sub	LB	sub	sub	sub	sub	sub	X	sub							
Mason, Shaq	15	15	0	0	RG	RG	RG	RG	RG	RG	RG	RG	RG	RG	RG	RG	RG	RG	RG	RG	
McCourty, Devin	15	15	0	0	S	S	S	S	S	S	S	S	S	S	S	S	S	S	S	S	
Reedy, Bernard	2	0	0	0												sub	sub				
Reilly, Trevor	6	1	0	2									sub	LB	sub	sub	X	sub	sub	X	
Richards, Jordan	15	5	0	0	DB	sub	sub	sub	sub	S	S	S	S	sub	sub	sub	sub	sub	sub	sub	
Roberts, Elandon	14	13	0	1	sub	LB	LB	LB	LB	LB	X	LB	LB	LB	LB	LB	LB	LB	LB	LB	
Rowe, Eric	7	2	0	8	sub	LCB	X	sub	X	X	X	X	X	X	X	sub	sub	sub	DB	sub	
Slater, Matthew	8	0	0	7	X	X	X	X	sub	sub	sub	sub	sub	X	X	X	sub	sub	sub	sub	
Solder, Nate	15	15	0	0	LT	LT	TE	LT	LT	LT	LT	LT	LT	LT	LT	LT	LT	LT	LT	LT	
Thuney, Joe	15	15	0	0	LG	LG	LG	LG	LG	LG	LG	LG	LG	LG	LG	LG	LG	LG	LG	LG	
Valentine, Vincent	0	0	0	2	X	X															
Van Noy, Kyle	12	11	0	3	LB	LB	LB	LB	LB	LB	LB	LB	LB	LB	LB	sub	X	X	X		
Waddle, LaAdrian	11	4	0	4	sub	X	RT	X	X	sub	sub	sub	RT	RT	RT	X	sub	sub	sub	sub	
White, James	14	4	0	1	sub	sub	sub	RB	sub	sub	sub	sub	sub	sub	sub	RB	RB	RB	sub	X	
Wise, Deatrich Jr.	15	3	0	0	sub	sub	sub	sub	sub	DE	DT	sub	sub	sub	sub	RE	sub	sub	sub	sub	
Totals	676	330	14	105																	

X - inactive / CAPS - starters / sub - played / dnp - did not play / PS - Practice Squad

KEY:

Not on active roster



NEW ENGLAND PATRIOTS 2017 STATS PACK

GAME-BY-GAME STARTERS

2017 OFFENSIVE STARTERS BY GAME													
Date	Opponent	WR	LT	LG	C	RG	RT	TE	WR	QB	RB	TE	
09/07	Kansas City	B. Cooks	N. Solder	J. Thuney	D. Andrews	S. Mason	M. Cannon	R. Gronkowski	C. Hogan	T. Brady	R. Burkhead	D. Allen	
09/17 at	New Orleans	J. Hollister (TE)	N. Solder	J. Thuney	D. Andrews	S. Mason	M. Cannon	R. Gronkowski	C. Hogan	T. Brady	R. Burkhead	D. Allen	
09/24	Houston	B. Cooks	C. Fleming	J. Thuney	D. Andrews	S. Mason	L. Waddle	R. Gronkowski	C. Hogan	T. Brady	M. Gillislee	N. Solder	
10/01	Carolina	B. Cooks	N. Solder	J. Thuney	D. Andrews	S. Mason	M. Cannon	R. Gronkowski	C. Hogan	T. Brady	J. White	D. Amendola (WR)	
10/05 at	Tampa Bay	B. Cooks	N. Solder	J. Thuney	D. Andrews	S. Mason	M. Cannon	D. Allen	C. Hogan	T. Brady	M. Gillislee	J. Develin (FB)	
10/15 at	N.Y. Jets	B. Cooks	N. Solder	J. Thuney	D. Andrews	S. Mason	M. Cannon	R. Gronkowski	C. Hogan	T. Brady	D. Lewis	D. Amendola (WR)	
10/22	Atlanta	B. Cooks	N. Solder	J. Thuney	D. Andrews	S. Mason	M. Cannon	R. Gronkowski	P. Dorsett	T. Brady	D. Lewis	J. Develin (FB)	
10/29	L.A. Chargers	B. Cooks	N. Solder	J. Thuney	D. Andrews	S. Mason	M. Cannon	R. Gronkowski	C. Hogan	T. Brady	D. Lewis	D. Allen	
11/12 at	Denver	B. Cooks	N. Solder	J. Thuney	D. Andrews	S. Mason	L. Waddle	R. Gronkowski	P. Dorsett	T. Brady	D. Lewis	J. Develin (FB)	
11/19 at	Oakland	B. Cooks	N. Solder	J. Thuney	T. Karras	S. Mason	L. Waddle	R. Gronkowski	D. Allen (TE)	T. Brady	D. Lewis	J. Develin (FB)	
11/26	Miami	B. Cooks	N. Solder	J. Thuney	T. Karras	S. Mason	L. Waddle	R. Gronkowski	D. Amendola	T. Brady	J. White	D. Allen	
12/03 at	Buffalo	B. Cooks	N. Solder	J. Thuney	D. Andrews	S. Mason	C. Fleming	R. Gronkowski	D. Amendola	T. Brady	J. White	D. Allen	
12/11 at	Miami	B. Cooks	N. Solder	J. Thuney	D. Andrews	S. Mason	C. Fleming	D. Allen	D. Amendola	T. Brady	J. White	R. Burkhead (RB)	
12/17 at	Pittsburgh	B. Cooks	N. Solder	J. Thuney	D. Andrews	S. Mason	C. Fleming	R. Gronkowski	D. Amendola	T. Brady	D. Lewis	J. Develin (FB)	
12/24	Buffalo	B. Cooks	N. Solder	J. Thuney	D. Andrews	S. Mason	C. Fleming	R. Gronkowski	D. Amendola	T. Brady	D. Lewis	J. Develin (FB)	
12/31	N.Y. Jets												
2017 DEFENSIVE STARTERS BY GAME													
Date	Opponent	LE	DT	DT	RE	LB	LB	LB	LCB	RCB	S	S	
09/07	Kansas City	T. Flowers	A. Branch	M. Brown	D. Hightower	K. Van Noy	J. Richards (DB)	D. Harmon (DB)	M. Butler	S. Gilmore	P. Chung	D. McCourty	
09/17 at	New Orleans	T. Flowers	L. Guy	M. Brown	A. Butler	K. Van Noy	E. Roberts	D. Harmon (DB)	E. Rowe	S. Gilmore	P. Chung	D. McCourty	
09/24	Houston	L. Guy	A. Butler	M. Brown	T. Flowers	K. Van Noy	E. Roberts	C. Marsh	M. Butler	S. Gilmore	D. Harmon	D. McCourty	
10/01	Carolina	T. Flowers	L. Guy	M. Brown	A. Butler	K. Van Noy	E. Roberts	D. Hightower	M. Butler	S. Gilmore	P. Chung	D. McCourty	
10/05 at	Tampa Bay	L. Guy	A. Butler	M. Brown	T. Flowers	K. Van Noy	E. Roberts	D. Hightower	M. Butler	S. Gilmore	P. Chung	D. McCourty	
10/15 at	N.Y. Jets	L. Guy	D. Wise	M. Brown	T. Flowers	K. Van Noy	E. Roberts	D. Hightower	M. Butler	J. Bademosi	J. Richards	D. McCourty	
10/22	Atlanta	L. Guy	D. Wise	M. Brown	T. Flowers	K. Van Noy	D. Harris	D. Hightower	M. Butler	J. Bademosi	J. Richards	D. McCourty	
10/29	L.A. Chargers	L. Guy	A. Butler	A. Branch	T. Flowers	K. Van Noy	E. Roberts	D. Harris	M. Butler	J. Bademosi	J. Richards	D. McCourty	
11/12 at	Denver	L. Guy	A. Branch	A. Butler	T. Flowers	K. Van Noy	E. Roberts	T. Reilly	M. Butler	S. Gilmore	J. Richards	D. McCourty	
11/19 at	Oakland	L. Guy	A. Branch	T. Flowers	D. Harris (LB)	K. Van Noy	E. Roberts	J. Jones (DB)	M. Butler	S. Gilmore	P. Chung	D. McCourty	
11/26	Miami	L. Guy	A. Branch	T. Flowers	D. Harris (LB)	K. Van Noy	E. Roberts	J. Jones (DB)	M. Butler	S. Gilmore	P. Chung	D. McCourty	
12/03 at	Buffalo	E. Lee	L. Guy	M. Brown	D. Wise	D. Harris	E. Roberts	J. Jones (DB)	M. Butler	S. Gilmore	P. Chung	D. McCourty	
12/11 at	Miami	L. Guy	A. Branch	M. Brown	E. Lee (LB)	M. Flowers	E. Roberts	J. Jones (DB)	M. Butler	S. Gilmore	P. Chung	D. McCourty	
12/17 at	Pittsburgh	E. Lee	L. Guy	M. Brown	T. Flowers	D. Harris	E. Roberts	E. Rowe (DB)	M. Butler	S. Gilmore	P. Chung	D. McCourty	
12/24	Buffalo	L. Guy	R. Jean Francois	M. Brown	T. Flowers	E. Lee	E. Roberts	M. Flowers	M. Butler	S. Gilmore	P. Chung	D. McCourty	
12/31	N.Y. Jets												



2017 NEW ENGLAND PATRIOTS ROSTER

AS OF DECEMBER 26, 2017

ALPHABETICAL ROSTER

#	NAME	POS	HT	WT	BORN	YR	COLLEGE	H.S. HOMETOWN
83	Allen, Dwayne	TE	6-3	265	2/24/1990	6	Clemson	Fayetteville, N.C.
6	Allen, Ryan	P	6-2	220	2/28/1990	5	Louisiana Tech	Salem, Ore.
80	Amendola, Danny	WR	5-11	190	11/2/1985	9	Texas Tech	The Woodlands, Texas
60	Andrews, David	C	6-3	295	7/10/1992	3	Georgia	Johns Creek, Ga.
29	Bademosi, Johnson	CB	6-0	206	7/23/1990	6	Stanford	Silver Springs, Md.
38	Bolden, Brandon	RB	5-11	220	1/26/1990	6	Mississippi	Baton Rouge, La.
12	Brady, Tom	QB	6-4	225	8/3/1977	18	Michigan	San Mateo, Calif.
97	Branch, Alan	DL	6-6	350	12/29/1984	11	Michigan	Rio Ranch, N.M.
85	Britt, Kenny	WR	6-3	223	9/18/1988	9	Rutgers	Bayonne, N.J.
90	Brown, Malcom	DL	6-2	320	2/2/1994	3	Texas	Brenham, Texas
34	Burkhead, Rex	RB	5-10	210	7/2/1990	5	Nebraska	Plano, Texas
70	Butler, Adam	DL	6-5	300	4/12/1994	R	Vanderbilt	Duncanville, Texas
21	Butler, Malcom	CB	5-11	190	3/2/1990	4	West Alabama	Vicksburg, Miss.
49	Cardona, Joe	LS	6-3	245	4/16/1992	3	Navy	El Cajon, Calif.
23	Chung, Patrick	S	5-11	215	8/19/1987	9	Oregon	Rancho Cucamonga, Calif.
14	Cooks, Brandin	WR	5-10	189	9/25/1993	4	Oregon State	Stockton, Calif.
74	Croston, Cole	OL	6-5	315	12/25/1993	R	Iowa	Sergeant Bluff, Iowa
46	Develin, James	FB	6-3	255	7/23/1988	5	Brown	Gilbertville, Pa.
13	Dorsett, Phillip	WR	5-10	185	1/5/1993	3	Miami (Fla.)	Ft. Lauderdale, Fla.
71	Fleming, Cameron	OL	6-6	320	9/3/1992	4	Stanford	Houston, Texas
59	Flowers, Marquis	LB	6-3	250	2/16/1992	4	Arizona	Phoenix, Ariz.
98	Flowers, Trey	DL	6-2	265	8/16/1993	3	Arkansas	Huntsville, Ala.
35	Gillislee, Mike	RB	5-11	219	11/1/1990	5	Florida	DeLand, Fla.
24	Gilmore, Stephon	CB	6-1	190	9/19/1990	6	South Carolina	Rock Hill, S.C.
3	Gostkowski, Stephen	K	6-1	215	1/28/1984	12	Memphis	Madison, Miss.
90	Grigsby, Nicholas	LB	6-2	230	7/2/1992	2	Pittsburgh	Trotwood, Ohio
52	Grissom, Geneo	DL	6-4	265	6/4/1992	3	Oklahoma	Hutchinson, Kan.
87	Gronkowski, Rob	TE	6-6	265	5/14/1989	8	Arizona	Pittsburgh, Pa.
93	Guy, Lawrence	DL	6-4	305	3/17/1990	7	Arizona State	Las Vegas, Nev.
30	Harmon, Duron	DB	6-1	205	1/24/1991	5	Rutgers	Magnolia, Del.
45	Harris, David	LB	6-2	250	1/21/1984	11	Michigan	Grand Rapids, Mich.
15	Hogan, Chris	WR	6-1	210	10/24/1987	5	Monmouth	Wykoff, N.J.
47	Hollister, Jacob	TE	6-4	239	11/18/1993	R	Wyoming	Bend, Ore.
2	Hoyer, Brian	QB	6-2	215	10/13/1985	9	Michigan State	North Olmsted, Ohio
94	Jean Francois, Ricky	DL	6-3	313	11/23/1986	9	Louisiana State	Miami Gardens, Fla.
31	Jones, Jonathan	DB	5-10	190	9/20/1993	2	Auburn	Carrollton, Ga.
75	Karras, Ted	OL	6-4	305	3/15/1993	2	Illinois	Indianapolis, Ind.
36	King, Brandon	DB	6-2	220	6/8/1993	3	Auburn	Alabaster, Ala.
55	Lee, Eric	DL	6-3	260	8/6/1994	1	South Florida	Daphne, Ala.
33	Lewis, Dion	RB	5-8	195	9/27/1990	6	Pittsburgh	Blairstown, N.J.
69	Mason, Shaq	OL	6-1	310	8/28/1993	3	Georgia Tech	Columbia, Tenn.
32	McCourty, Devin	DB	5-10	195	8/13/1987	8	Rutgers	Montvale, N.J.
51	Reilly, Trevor	LB	6-5	240	1/17/1988	3	Utah	Valley Center, Calif.
37	Richards, Jordan	DB	5-11	210	1/21/1993	3	Stanford	Folsom, Calif.
52	Roberts, Elandon	LB	6-0	235	4/22/1994	2	Houston	Port Arthur, Texas
25	Rowe, Eric	DB	6-1	205	10/3/1992	3	Utah	Klein, Texas
18	Slater, Matthew	WR	6-0	205	9/9/1985	10	UCLA	Anaheim, Calif.
77	Solder, Nate	T	6-8	325	4/12/1988	7	Colorado	Buena Vista, Colo.
62	Thuney, Joe	OL	6-5	305	11/18/1992	2	North Carolina State	Centerville, Ohio
53	Van Noy, Kyle	LB	6-3	243	3/26/1991	4	Brigham Young	Reno, Nev.
68	Waddle, LaAdrian	OL	6-6	315	7/21/1991	5	Texas Tech	Columbus, Texas
28	White, James	RB	5-10	205	2/3/1992	4	Wisconsin	Ft. Lauderdale, Fla.
91	Wise, Jr., Deatrich	DL	6-5	271	7/26/1994	R	Arkansas	Carrollton, Texas

NUMERICAL ROSTER

#	NAME	POS
2	Brian Hoyer	QB
3	Stephen Gostkowski	K
6	Ryan Allen	P
12	Tom Brady	QB
13	Phillip Dorsett	WR
14	Brandin Cooks	WR
15	Chris Hogan	WR
18	Matthew Slater	WR
21	Malcolm Butler	CB
23	Patrick Chung	S
24	Stephon Gilmore	CB
25	Eric Rowe	DB
28	James White	RB
29	Johnson Bademosi	CB
30	Duron Harmon	DB
31	Jonathan Jones	DB
32	Devin McCourty	DB
33	Dion Lewis	RB
34	Rex Burkhead	RB
35	Mike Gillislee	RB
36	Brandon King	DB
37	Jordan Richards	DB
38	Brandon Bolden	RB
45	David Harris	LB
46	James Develin	FB
47	Jacob Hollister	TE
49	Joe Cardona	LS
50	Nicholas Grigsby	LB
51	Trevor Reilly	LB
52	Elandon Roberts	LB
53	Kyle Van Noy	LB
55	Eric Lee	DL
59	Marquis Flowers	LB
60	David Andrews	C
62	Joe Thuney	OL
68	LaAdrian Waddle	OL
69	Shaq Mason	OL
70	Adam Butler	DL
71	Cameron Fleming	OL
74	Cole Croston	OL
75	Ted Karras	OL
77	Nate Solder	T
80	Danny Amendola	WR
83	Dwayne Allen	TE
85	Kenny Britt	WR
87	Rob Gronkowski	TE
90	Malcom Brown	DL
91	Deatrich Wise, Jr.	DL
92	Geneo Grissom	DL
93	Lawrence Guy	DL
94	Ricky Jean Francois	DL
97	Alan Branch	DL
98	Trey Flowers	DL

PRACTICE SQUAD

#	NAME	POS	HT	WT	BORN	YR	COLLEGE	H.S. HOMETOWN
64	Ferentz, James	OL	6-2	285	6/5/1989	3	Iowa	Iowa City, Iowa
81	Hollister, Cody	WR	6-4	209	11/18/1993	R	Arkansas	Bend, Ore.
26	Jones, David	DB	6-3	210	12/4/1993	R	Richmond	St. Petersburg, Fla.
72	King, Jason	OL	6-4	310	11/18/1993	R	Purdue	Little Rick, Ark.
27	Lewis, Ryan	CB	6-0	200	4/15/1994	R	Pittsburgh	Seattle, Wash.
84	McCarron, Riley	WR	5-9	185	6/16/1993	R	Iowa	Dubuque, Iowa
17	Reedy, Bernard	WR	5-9	175	12/31/1991	1	Toledo	St. Petersburg, Fla.
39	Travis, Damarius	DB	6-2	215	4/19/1994	R	Minnesota	Pensacola, Fla.
82	Tye, Will	TE	6-2	256	11/4/1991	3	Stony Brook	Salisbury, Conn.
22	Wiltz, Jomal	CB	5-10	180	10/23/1994	R	Iowa State	Houston Texas

PRACTICE SQUAD

#	NAME	POS
17	Bernard Reedy	WR
22	Jomal Wiltz	CB
26	David Jones	DB
27	Ryan Lewis	CB
39	Damarius Travis	DB
64	James Ferentz	OL
72	Jason King	OL
81	Cody Hollister	WR
82	Will Tye	TE
84	Riley McCarron	WR

RESERVE/INJURED LIST

#	NAME	POS	HT	WT	BORN	YR	COLLEGE	H.S. HOMETOWN
88	Bennett, Martellus	TE	6-6	275	3/10/1987	10	Texas A&M	Taylor, Texas
61	Cannon, Marcus	OL	6-6	335	5/6/1988	7	Texas Christian	Odessa, Texas
43	Ebner, Nate	DB	6-0	220	12/14/1988	6	Ohio State	Dublin, Ohio
11	Edelman, Julian	WR	5-10	200	5/22/1986	9	Kent State	Redwood City, Calif.
54	Hightower, Dont'a	LB	6-3	265	3/12/1990	6	Alabama	Lewisburg, Tenn.
41	Jones, Cyrus	CB	5-10	200	11/29/1993	2	Alabama	Baltimore, Md.
58	McClellin, Shea	LB	6-3	250	8/1/1989	6	Boise State	Marsing, Idaho
19	Mitchell, Malcolm	WR	6-1	200	7/20/1993	2	Georgia	Valdosta, Ga.
95	Rivers, Derek	DE	6-5	250	5/9/1994	R	Youngstown State	Kinston, N.C.
99	Valentine, Vincent	DT	6-3	320	2/23/1994	2	Nebraska	Edwardsville, Ill.

RESERVE/INJURED LIST

#	NAME	POS
11	Julian Edelman	WR
19	Malcolm Mitchell	WR
41	Cyrus Jones	CB
43	Nate Ebner	DB
54	Dont'a Hightower	LB
58	Shea McClellin	LB
61	Marcus Cannon	OL
88	Martellus Bennett	TE
95	Derek Rivers	DE
99	Vincent Valentine	DT

RESERVE/NON-FOOTBALL INJURY

#	NAME	POS	HT	WT	BORN	YR	COLLEGE	H.S. HOMETOWN
42	Davis, Keionta	DL	6-4	260	3/1/1994	R	Tennessee-Chattanooga	Chattanooga, Tenn.
76	Jelks, Andrew	OL	6-6	307	12/6/1993	R	Vanderbilt	Paris, Tenn.
48	Langj, Harvey	LB	6-2	252	9/24/1992	R	Brigham Young	South Jordan, Utah

RESERVE/NON-FOOTBALL INJURY

#	NAME	POS
42	Keionta Davis	DL
48	Harvey Langj	LB
76	Andrew Jelks	OL

RESERVE/NON-FOOTBALL ILLNESS

#	NAME	POS	HT	WT	BORN	YR	COLLEGE	H.S. HOMETOWN
63	Garcia, Tony	OL	6-7	302	12/10/1993	R	Troy	Riverdale, Ga.

RESERVE/NON-FOOTBALL ILLNESS

#	NAME	POS
63	Tony Garcia	OL

HEAD COACH: BILL BELICHICK

ASSISTANTS: Steve Belichick, Safeties; Josh Boyer, Cornerbacks; Moses Cabrera, Head Strength and Conditioning; Nick Caley, Tight Ends; Brendan Daly, Defensive Line; Ivan Fears, Running Backs; Brian Flores, Linebackers; James Hardy, Assistant Strength and Conditioning; Joe Judge, Special Teams; Josh McDaniels, Offensive Coordinator/Quarterbacks; Chad O'Shea, Wide Receivers; Matt Patricia, Defensive Coordinator; Dante Scarnecchia, Offensive Line; Jerry Schuplinski, Assistant Quarterbacks; Ray Ventrone, Asst. Special Teams.



2017 NUMERICAL ROSTER

December 26, 2017

#	NAME	POS	HT	WT	AGE	YR	COLLEGE	HOW ACQ.
2	Brian Hoyer	QB	6-2	215	32	9	Michigan State	FA-17
3	Stephen Gostkowski	K	6-1	215	33	12	Memphis	D4b-06
6	Ryan Allen	P	6-2	220	27	5	Louisiana Tech	FA-13
12	Tom Brady	QB	6-4	225	40	18	Michigan	D6b-00
13	Phillip Dorsett	WR	5-10	185	24	3	Miami (Fla.)	TR (IND)-17
14	Brandin Cooks	WR	5-10	189	24	4	Oregon State	TR (NO)-17
15	Chris Hogan	WR	6-1	210	30	5	Monmouth	RFA (BUF)-16
18	Matthew Slater	WR	6-0	205	32	10	UCLA	D5-08
21	Malcolm Butler	CB	5-11	190	27	4	West Alabama	FA-14
23	Patrick Chung	S	5-11	215	30	9	Oregon	FA-14
24	Stephon Gilmore	CB	6-1	190	27	6	South Carolina	UFA (BUF)-17
25	Eric Rowe	DB	6-1	205	25	3	Utah	TR (PHI)-16
28	James White	RB	5-10	205	25	4	Wisconsin	D4b-14
29	Johnson Bademosi	CB	6-0	206	27	6	Stanford	TR (DET)-17
30	Duron Harmon	DB	6-1	205	26	5	Rutgers	D3b-13
31	Jonathan Jones	DB	5-10	190	24	2	Auburn	FA-16
32	Devin McCourty	DB	5-10	195	30	8	Rutgers	D1-10
33	Dion Lewis	RB	5-8	195	27	6	Pittsburgh	FA-15
34	Rex Burkhead	RB	5-10	210	27	5	Nebraska	UFA (CIN)-17
35	Mike Gillislee	RB	5-11	219	27	5	Florida	RFA (BUF)-17
36	Brandon King	DB	6-2	220	24	3	Auburn	FA-15
37	Jordan Richards	DB	5-11	210	24	3	Stanford	D2-15
38	Brandon Bolden	RB	5-11	220	27	6	Mississippi	FA-12
45	David Harris	LB	6-2	250	33	11	Michigan	FA-17
46	James Develin	FB	6-3	255	29	5	Brown	FA-12
47	Jacob Hollister	TE	6-4	239	24	R	Wyoming	FA-17
49	Joe Cardona	LS	6-3	245	25	3	Navy	D5-15
50	Nicholas Grigsby	LB	6-2	230	25	2	Pittsburgh	FA-17
51	Trevor Reilly	LB	6-5	240	29	3	Utah	FA-17
52	Elandon Roberts	LB	6-0	235	23	2	Houston	D6b-16
53	Kyle Van Noy	LB	6-3	243	26	4	Brigham Young	TR (DET)-16
55	Eric Lee	DL	6-3	260	23	1	South Florida	FA-17
59	Marquis Flowers	LB	6-3	250	25	4	Arizona	TR (CIN)-17
60	David Andrews	C	6-3	295	25	3	Georgia	FA-15
62	Joe Thuney	OL	6-5	305	25	2	North Carolina State	D3a-16
68	LaAdrian Waddle	OL	6-6	315	26	5	Texas Tech	CW (DET)-15
69	Shaq Mason	OL	6-1	310	24	3	Georgia Tech	D4c-15
70	Adam Butler	DL	6-5	300	23	R	Vanderbilt	FA-17
71	Cameron Fleming	OL	6-6	320	25	4	Stanford	D4c-14
74	Cole Croston	OL	6-5	315	24	R	Iowa	FA-17
75	Ted Karras	OL	6-4	305	24	2	Illinois	D6c-16
77	Nate Solder	T	6-8	325	29	7	Colorado	D1-11
80	Danny Amendola	WR	5-11	190	32	9	Texas Tech	UFA (STL)-13
83	Dwayne Allen	TE	6-3	265	27	6	Clemson	TR (IND)-17
85	Kenny Britt	WR	6-3	223	29	9	Rutgers	FA-17
87	Rob Gronkowski	TE	6-6	265	28	8	Arizona	D2a-10
90	Malcom Brown	DL	6-2	320	23	3	Texas	D1-15
91	Deatrich Wise, Jr.	DL	6-5	271	23	R	Arkansas	D4-17
92	Geneo Grissom	DL	6-4	265	25	3	Oklahoma	D3-15
93	Lawrence Guy	DL	6-4	305	27	7	Arizona State	UFA (BAL)-17
94	Ricky Jean Francois	DL	6-3	313	31	9	Louisiana State	FA-17
97	Alan Branch	DL	6-6	350	32	11	Michigan	FA-14
98	Trey Flowers	DL	6-2	265	24	3	Arkansas	D4a-15

PRACTICE SQUAD

#	NAME	POS	HT	WT	AGE	YR	COLLEGE	HOW ACQ.
17	Bernard Reedy	WR	5-9	175	25	1	Toledo	FA-17
22	Jomal Wiltz	CB	5-10	180	23	R	Iowa State	FA-17
26	David Jones	DB	6-3	210	24	R	Richmond	FA-17
27	Ryan Lewis	CB	6-0	200	23	R	Pittsburgh	FA-17
39	Damarius Travis	DB	6-2	215	23	R	Minnesota	FA-17
64	James Ferentz	OL	6-2	285	28	3	Iowa	FA-17
72	Jason King	OL	6-4	310	24	R	Purdue	FA-17
81	Cody Hollister	WR	6-4	209	24	R	Arkansas	FA-17
82	Will Tye	TE	6-2	256	26	3	Stony Brook	FA-17
84	Riley McCarron	WR	5-9	185	24	R	Iowa	FA-17

RESERVE/INJURED LIST

#	NAME	POS	HT	WT	AGE	YR	COLLEGE	(IR DATE)
11	Julian Edelman	WR	5-10	200	31	9	Kent State	(9/2/2017)
19	Malcolm Mitchell	WR	6-1	200	24	2	Georgia	(9/7/2017)
41	Cyrus Jones	CB	5-10	200	24	2	Alabama	(9/2/2017)
43	Nate Ebner	DB	6-0	220	29	6	Ohio State	(11/27/2017)
54	Dont'a Hightower	LB	6-3	265	27	6	Alabama	(11/7/2017)
58	Shea McClellin	LB	6-3	250	28	6	Boise State	(9/5/2017)
61	Marcus Cannon	OL	6-6	335	29	7	Texas Christian	(12/13/2017)
88	Martellus Bennett	TE	6-6	275	30	10	Texas A&M	(11/27/2017)
95	Derek Rivers	DE	6-5	250	23	R	Youngstown State	(9/2/2017)
99	Vincent Valentine	DT	6-3	320	23	2	Nebraska	9/22/2017

RESERVE/NON-FOOTBALL INJURY

#	NAME	POS	HT	WT	AGE	YR	COLLEGE	(DATE)
42	Keionta Davis	DL	6-4	260	23	R	Tennessee-Chattanooga	(9/2/2017)
48	Harvey Langi	LB	6-2	252	25	R	Brigham Young	(10/25/2017)
76	Andrew Jelks	OL	6-6	307	24	R	Vanderbilt	(9/2/2017)

RESERVE/NON-FOOTBALL ILLNESS

#	NAME	POS	HT	WT	AGE	YR	COLLEGE	(DATE)
63	Tony Garcia	OL	6-7	302	24	R	Troy	(9/2/2017)



2017 POSITIONAL ROSTER

December 26, 2017

DEFENSE (25)							
#	NAME	POS	HT	WT	BORN	YR	H.S. HOMETOWN
DEFENSIVE LINE (9)							
97	Branch, Alan	DL	6-6	350	12/29/1984	11	Rio Rancho, N.M.
90	Brown, Malcom	DL	6-2	320	2/2/1994	3	Brenham, Texas
70	Butler, Adam	DL	6-5	300	4/12/1994	R	Duncanville, Texas
98	Flowers, Trey	DL	6-2	265	8/16/1993	3	Huntsville, Ala.
92	Grissom, Geneo	DL	6-4	265	6/4/1992	3	Hutchinson, Kan.
93	Guy, Lawrence	DL	6-4	305	3/17/1990	7	Las Vegas, Nev.
94	Jean Francois, Ricky	DL	6-3	313	11/23/1986	9	Miami Gardens, Fla.
55	Lee, Eric	LB	6-3	260	8/6/1994	1	Daphne, Ala.
91	Wise Jr., Deatrich	DL	6-5	271	7/26/1994	R	Carrollton, Texas
LINEBACKER (6)							
59	Flowers, Marquis	LB	6-3	250	2/16/1992	4	Phoenix, Ariz.
50	Grigsby, Nicholas	LB	6-2	230	7/2/1992	2	Trotwood, Ohio
45	Harris, David	LB	6-2	250	1/21/1984	11	Grand Rapids, Mich.
51	Reilly, Trevor	LB	6-5	240	1/17/1988	3	Valley Center, Calif.
52	Roberts, Elandon	LB	6-0	235	4/22/1994	2	Port Arthur, Texas
53	Van Noy, Kyle	LB	6-3	243	3/26/1991	4	Reno, Nev.
DEFENSIVE BACK (10)							
29	Bademosi, Johnson	CB	6-0	206	7/23/1990	6	Silver Spring, Md.
21	Butler, Malcolm	CB	5-11	190	3/2/1990	4	Vicksburg, Miss.
23	Chung, Patrick	S	5-11	215	8/19/1987	9	Rancho Cucamonga, Calif.
24	Gilmore, Stephon	CB	6-1	190	9/19/1990	6	Rock Hill, South Carolina
30	Harmon, Duron	DB	6-1	205	1/24/1991	5	Rutgers
31	Jones, Jonathan	DB	5-10	190	9/20/1993	2	Auburn
36	King, Brandon	DB	6-2	220	6/8/1993	3	Auburn
32	McCourtly, Devin	DB	5-10	195	8/13/1987	8	Rutgers
37	Richards, Jordan	DB	5-11	210	1/21/1993	3	Stanford
25	Rowe, Eric	DB	6-1	205	10/3/1992	3	Utah
OFFENSE (25)							
#	NAME	POS	HT	WT	BORN	YR	H.S. HOMETOWN
OFFENSIVE LINE (8)							
60	Andrews, David	C	6-3	295	7/10/1992	3	Georgia
74	Croston, Cole	OL	6-5	315	12/25/1993	R	Iowa
71	Fleming, Cameron	OL	6-6	320	9/3/1992	4	Stanford
75	Karras, Ted	OL	6-4	305	3/15/1993	2	Illinois
69	Mason, Shaq	OL	6-1	310	8/28/1993	3	Georgia Tech
77	Solder, Nate	T	6-8	325	4/12/1988	7	Colorado
62	Thuney, Joe	OL	6-5	305	11/18/1992	2	North Carolina State
68	Waddle, LaAdrian	OL	6-6	315	7/21/1991	5	Texas Tech
QUARTERBACK (2)							
12	Brady, Tom	QB	6-4	225	8/3/1977	18	Michigan
2	Hoyer, Brian	QB	6-2	215	10/13/1985	9	Michigan State
WIDE RECEIVER (6)							
80	Amendola, Danny	WR	5-11	190	11/2/1985	9	Texas Tech
85	Britt, Kenny	WR	6-3	223	9/18/1988	9	Rutgers
14	Cooks, Brandin	WR	5-10	189	9/25/1993	4	Oregon State
13	Dorsett, Phillip	WR	5-10	185	1/5/1993	3	Miami (Fla.)
15	Hogan, Chris	WR	6-1	210	10/24/1987	5	Monmouth
18	Slater, Matthew	WR	6-0	205	9/9/1985	10	UCLA
RUNNING BACK (6)							
38	Bolden, Brandon	RB	5-11	220	1/26/1990	6	Mississippi
34	Burkhead, Rex	RB	5-10	210	7/2/1990	5	Nebraska
46	Develin, James	FB	6-3	255	7/23/1988	5	Brown
35	Gillslee, Mike	RB	5-11	219	1/1/1990	5	Florida
33	Lewis, Dion	RB	5-8	195	9/27/1990	6	Pittsburgh
28	White, James	RB	5-10	205	2/3/1992	4	Wisconsin
TIGHT END (3)							
83	Allen, Dwayne	TE	6-3	265	2/24/1990	6	Clemson
87	Gronkowski, Rob	TE	6-6	265	5/14/1989	8	Arizona
47	Hollister, Jacob	TE	6-4	239	11/18/1993	R	Wyoming
SPECIALISTS (3)							
#	NAME	POS	HT	WT	BORN	YR	H.S. HOMETOWN
SPECIALISTS (3)							
6	Allen, Ryan	P	6-2	220	2/28/1990	5	Louisiana Tech
49	Cardona, Joe	LS	6-3	245	4/16/1992	3	Navy
3	Gostkowski, Stephen	K	6-1	215	1/28/1984	12	Memphis
RESERVE/INJURED (10)							
#	NAME	POS	HT	WT	BORN	YR	H.S. HOMETOWN
RESERVE/INJURED (10)							
88	Bennett, Martellus	TE	6-6	275	3/10/1987	10	Texas A&M
61	Cannon, Marcus	OL	6-6	335	5/6/1988	7	Texas Christian
43	Ebner, Nate	DB	6-0	220	12/14/1988	6	Ohio State
11	Edelman, Julian	WR	5-10	200	5/22/1986	9	Kent State
54	Hightower, Dont'a	LB	6-3	265	3/12/1990	6	Alabama
41	Jones, Cyrus	CB	5-10	200	11/29/1993	2	Alabama
58	McClellin, Shea	LB	6-3	250	8/1/1989	6	Boise State
19	Mitchell, Malcolm	WR	6-1	200	7/20/1993	2	Georgia
95	Rivers, Derek	DE	6-5	250	5/9/1994	R	Youngstown State
99	Valentine, Vincent	DT	6-3	320	2/23/1994	2	Nebraska
RESERVE/NON-FOOTBALL INJURY (3)							
#	NAME	POS	HT	WT	BORN	YR	H.S. HOMETOWN
NON-FOOTBALL INJURY (3)							
42	Davis, Keionta	DL	6-4	260	3/1/1994	R	Tennessee-Chattanooga
63	Garcia, Tony	OL	6-7	302	12/10/1993	R	Troy
48	Langi, Harvey	LB	6-2	252	9/24/1992	R	Brigham Young
RESERVE/NON-FOOTBALL ILLNESS (1)							
#	NAME	POS	HT	WT	BORN	YR	H.S. HOMETOWN
NON-FOOTBALL ILLNESS (1)							
63	Garcia, Tony	OL	6-7	302	12/10/1993	R	Troy



HOW THE PATRIOTS WERE BUILT

UPDATED: December 26, 2017

<u>YEAR</u>	<u>DRAFTEES (19)</u>	<u>VETERAN FREE AGENTS (15)</u>	<u>WAIVERS (1) / TRADES (7)</u>	<u>ROOKIE AND FIRST-YEAR FREE AGENTS (11)</u>
2000	Tom Brady (6b)			
2006	Stephen Gostkowski (4b)			
2008	Matthew Slater (5)			
2010	Devin McCourty (1) Rob Gronkowski (2a)			
2011	Nate Solder (1)			
2012				Brandon Bolden (fa) James Develin (fa) (CIN)
2013	Duron Harmon (3b)	Danny Amendola (fa) (DAL)		Ryan Allen (fa)
2014	James White (4b) Cameron Fleming (4c)	Alan Branch (2) (ARI) Patrick Chung (2) (NE)		Malcolm Butler (fa)
2015	Malcom Brown (1) Jordan Richards (2) Geneo Grissom (3) Trey Flowers (4a) Shaq Mason (4c) Joe Cardona (5)	Dion Lewis (5) (PHI)	LaAdrian Waddle (fa) CW (DET)	David Andrews (fa) Brandon King (fa)
2016	Joe Thuney (3a) Elandon Roberts (6b) Ted Karras (6c)	Chris Hogan (fa) (SF)	Eric Rowe (2) (tr-PHI) Kyle Van Noy (2) (tr-DET)	Jonathan Jones (fa)
2017	Deatrich Wise, Jr. (4)	Kenny Britt (1) (TEN) Rex Burkhead (6) (CIN) Mike Gillislee (5) (BUF) Stephon Gilmore (1) (BUF) Nicholas Grigsby (fa) (LAR) Lawrence Guy (7) (GB) David Harris (2) (NYJ) Brian Hoyer (fa) (NE) Ricky Jean Francois (7) (SF) Trevor Reilly (7) (NYJ)	Dwayne Allen (3) (tr-IND) Johnson Bademosi (fa) (tr-DET) Brandin Cooks (1) (tr-NO) Phillip Dorsett (1) (tr-IND) Marquis Flowers (6) (tr-CIN)	Adam Butler (fa) Cole Croston (fa) Jacob Hollister (fa) Eric Lee (fa) (HOU)

NOTE: Team in parenthesis is the player's original team
 (#) – indicates round drafted
 (fa) – indicates non-drafted free agents

RESERVE/NON-FOOTBALL INJURY

Keionta Davis (fa)
 Andrew Jelks (fa)
 Harvey Langi (fa)

RESERVE/NON-FOOTBALL ILLNESS

Tony Garcia (3b)

RESERVE/INJURED (10)

Martellus Bennett (2) CW (GB)
 Marcus Cannon (5a)
 Nate Ebner (6)
 Julian Edelman (7a)
 Dont'a Hightower (1b)
 Cyrus Jones (2)
 Malcolm Mitchell (4)
 Shea McClellin (1) (CHI)
 Derek Rivers (3a)
 Vincent Valentine (3c)



UNOFFICIAL DEPTH CHART

Unofficial depth chart compiled by Patriots media relations

OFFENSE

WR: 14 Brandin Cooks	80 Danny Amendola	18 Matthew Slater
LT: 77 Nate Solder	68 LaAdrian Waddle	
LG: 62 Joe Thuney	<u>74 Cole Croston</u>	
C: 60 David Andrews	75 Ted Karras	
RG: 69 Shaq Mason	75 Ted Karras	
RT: 71 Cameron Fleming	68 LaAdrian Waddle	
TE: 87 Rob Gronkowski	83 Dwayne Allen	<u>47 Jacob Hollister</u>
WR: 15 Chris Hogan	13 Phillip Dorsett	85 Kenny Britt
QB: 12 Tom Brady	2 Brian Hoyer	
RB: 33 Dion Lewis	34 Rex Burkhead	46 James Develin
RB: 28 James White	35 Mike Gillislee	38 Brandon Bolden

DEFENSE

LE: 93 Lawrence Guy	55 Eric Lee	92 Geneo Grissom
DT: <u>91 Deatrich Wise, Jr.</u>	97 Alan Branch	
DT: 90 Malcom Brown	94 Ricky Jean Francois	
RE: 98 Trey Flowers	<u>70 Adam Butler</u>	
LB: 53 Kyle Van Noy	59 Marquis Flowers	50 Nicholas Grigsby
LB: 52 Elandon Roberts	51 Trevor Reilly	45 David Harris
RCB: 24 Stephon Gilmore	25 Eric Rowe	29 Johnson Bademosi
LCB: 21 Malcolm Butler	31 Jonathan Jones	
S: 23 Patrick Chung	37 Jordan Richards	
S: 32 Devin McCourty	36 Brandon King	
S: 30 Duron Harmon		

SPECIAL TEAMS

K: 3 Stephen Gostkowski		
P: 6 Ryan Allen		
H: 6 Ryan Allen		
PR: 80 Danny Amendola	23 Patrick Chung	
KR: 33 Dion Lewis	18 Matthew Slater	80 Danny Amendola
LS: 49 Joe Cardona		

PRONUNCIATION GUIDE

Danny Amendola	am-men-DOLE-uh	Stephen Gostkowski	gost-COW-ski
Johnson Bademosi	BAH-da-mo-see	Geneo Grissom	GEE-no
Joe Cardona	car-DOAN-a	Ricky Jean Francois	zhan fran-SWAH
Phillip Dorsett	door-SET	Ted Karras	CARE-us
Marquis Flowers	mar-KEECE	Joe Thuney	TOO-nee
Mike Gillislee	gil-is-LEE	Deatrich Wise, Jr.	DEE-tritch
Stephon Gilmore	steph-AHN		



2017 TRANSACTIONS

UPDATED: December 26, 2017

FEBRUARY, 2017

2/7/2017	Barker, Chris	Signed to a future contract
2/7/2017	Bates, Trevor	Signed to a future contract
2/7/2017	Douglas, Jamil	Signed to a future contract
2/7/2017	Farris, Chase	Signed to a future contract
2/7/2017	Gaffney, Tyler	Signed to a future contract
2/7/2017	Hamilton, Woodrow	Signed to a future contract
2/7/2017	Kilgo, Darius	Signed to a future contract
2/7/2017	Lucien, Devin	Signed to a future contract
2/14/2017	Gronkowski, Glenn	Signed to a future contract

MARCH, 2017

3/3/2017	Vollmer, Sebastian	Released
3/9/2017	Allen, Dwayne	Acquired Via Trade (Indianapolis)
3/10/2017	Gilmore, Stephon	Signed
3/10/2017	Harmon, Duron	Re-signed
3/10/2017	Williams, Michael	Re-signed
3/11/2017	Cooks, Brandin	Acquired Via Trade (New Orleans)
3/11/2017	Ealy, Kony	Acquired Via Trade (Carolina)
3/13/2017	Guy, Lawrence	Signed
3/14/2017	Burkhead, Rex	Signed
3/16/2017	Hightower, Dont'a	Re-signed
3/16/2017	Coleman, Justin	Re-signed
3/20/2017	Gaffney, Tyler	Released

APRIL, 2017

4/5/2017	Bolden, Brandon	Re-signed
4/10/2017	Branch, Alan	Re-signed
4/10/2017	Fleming, Cameron	Re-signed
4/12/2017	King, Brandon	Re-signed
4/18/2017	Butler, Malcolm	Re-signed
4/18/2017	Lengel, Matt	Re-signed
4/18/2017	Jackson, Tre'	Released
4/24/2017	Gillislee, Mike	Signed
4/28/2017	Rivers, Derek	Drafted
4/28/2017	Garcia, Tony	Drafted
4/29/2017	O'Shaughnessy, James	Acquired Via Trade (Kansas City)
4/29/2017	Wise Jr., Deatrich	Drafted
4/29/2017	McDermott, Conor	Drafted

MAY, 2017

5/2/2017	Street, Devin	Claimed off Waivers (IND)
5/5/2017	McDermott, Conor	Signed/Draft Choice
5/5/2017	Augusta, Josh	Signed
5/5/2017	Butler, Adam	Signed
5/5/2017	Carr, Austin	Signed
5/5/2017	Croston, Cole	Signed
5/5/2017	Daniels Jr., LeShun	Signed
5/5/2017	Ellis, Brooks	signed
5/5/2017	Holliser, Cody	Signed
5/5/2017	Hollister, Jacob	Signed
5/5/2017	Jelks, Andrew	Signed
5/5/2017	Jones, David	Signed
5/5/2017	Killings, D.J.	Signed
5/5/2017	King, Jason	Signed
5/5/2017	Langi, Harvey	Signed
5/5/2017	Moore, Kenny II	Signed
5/5/2017	Rich, Max	Signed
5/5/2017	Thomas, Dwayne	Signed
5/5/2017	Thompson, Jason	Signed
5/5/2017	Travis, Damarius	Signed
5/5/2017	Vereen, Corey	Signed
5/12/2017	Williams, Michael	Released
5/17/2017	Housler, Rob	Released
5/18/2017	Cotton, Sam	Signed
5/18/2017	Ferentz, James	Signed
5/18/2017	Wise Jr., Deatrich	Signed/Draft Choice
5/18/2017	Barker, Chris	Released
5/22/2017	White, DeAndrew	Signed
5/24/2017	Street, Devin	Released
5/25/2017	Hawkins, Andrew	Signed

JUNE, 2017

6/5/2017	Garcia, Tony	Signed/Draft Choice
6/5/2017	Likely, Will	Signed
6/5/2017	Vereen, Corey	Released
6/6/2017	Vereen, Corey	Placed on Reserve/Injured
6/8/2017	Rivers, Derek	Signed/Draft Choice
6/22/2017	Harris, David	Signed
6/22/2017	White, DeAndrew	Released

JULY, 2017

7/20/2017	Farris, Chase	Released
7/26/2017	Hawkins, Andrew	Reserve/Retired

JULY, 2017 (Continued)

7/27/2017	Kidder, Caleb	Signed
7/27/2017	Washington, Tony	Signed
7/30/2017	Ninkovich, Rob	Reserve/Retired
7/30/2017	Maye, K.J.	Signed

AUGUST, 2017

8/13/2017	Davis, Keionta	Signed
8/13/2017	Thomas, Dwayne	Released
8/26/2017	Ealy, Kony	Released
8/27/2017	Lengel, Matt	Released
8/27/2017	Kidder, Caleb	Released
8/28/2017	Bart, Michael	Signed
8/28/2017	Kuntz, Christian	Signed
8/28/2017	Usher, Nick	Signed
8/29/2017	Flowers, Marquis	Acquired Via Trade (Cincinnati)
8/29/2017	Kuntz, Christian	Released

SEPTEMBER, 2017

9/1/2017	Coleman, Justin	Traded to Seattle
9/2/2017	Brissett, Jacoby	Traded to Indianapolis
9/2/2017	Dorsett, Phillip	Acquired Via Trade (Indianapolis)
9/2/2017	Bademosi, Johnson	Acquired Via Trade (Detroit)
9/2/2017	Marsh, Cassius	Acquired Via Trade (Seattle)
9/2/2017	Edelman, Julian	Placed Reserve/Injured
9/2/2017	Jones, Cyrus	Placed Reserve/Injured
9/2/2017	Rivers, Derek	Placed Reserve/Injured
9/2/2017	Jelks, Andrew	Placed on Reserve/Non-Football Injury
9/2/2017	Davis, Keionta	Placed on Reserve/Non-Football Injury
9/2/2017	Garcia, Antonio	Placed on Reserve/Non-Football Illness
9/2/2017	Augusta, Josh	Released
9/2/2017	Bart, Michael	Released
9/2/2017	Bates, Trevor	Released
9/2/2017	Bolden, Brandon	Released
9/2/2017	Carr, Austin	Released
9/2/2017	Cotton, Sam	Released
9/2/2017	Daniels, LeShun	Released
9/2/2017	Douglas, Jamil	Released
9/2/2017	Ellis, Brooks	Released
9/2/2017	Ferentz, James	Released
9/2/2017	Foster, D.J.	Released
9/2/2017	Freeny, Jonathan	Released
9/2/2017	Grissom, Geneo	Released
9/2/2017	Gronkowski, Glenn	Released
9/2/2017	Hamilton, Woodrow	Released
9/2/2017	Hollister, Cody	Released
9/2/2017	Jones, David	Released
9/2/2017	Karras, Ted	Released
9/2/2017	Kilgo, Darius	Released
9/2/2017	Killings, D.J.	Released
9/2/2017	King, Jason	Released
9/2/2017	Likely, Will	Released
9/2/2017	Lucien, Devin	Released
9/2/2017	Maye, K.J.	Released
9/2/2017	McDermott, Conor	Released
9/2/2017	Moore, Kenny II	Released
9/2/2017	O'Shaughnessy, James	Released
9/2/2017	Rich, Max	Released
9/2/2017	Thompson, Jason	Released
9/2/2017	Travis, Damarius	Released
9/2/2017	Usher, Nick	Released
9/2/2017	Washington, Tony	Released
9/3/2017	Bates, Trevor	Signed to the practice squad
9/3/2017	Ferentz, James	Signed to the practice squad
9/3/2017	Foster, D.J.	Signed to the practice squad
9/3/2017	Grissom, Geneo	Signed to the practice squad
9/3/2017	Hollister, Cody	Signed to the practice squad
9/3/2017	Jones, David	Signed to the practice squad
9/3/2017	Karras, Ted	Signed to the practice squad
9/3/2017	Kilgo, Darius	Signed to the practice squad
9/3/2017	Travis, Damarius	Signed to the practice squad
9/4/2017	Bolden, Brandon	Signed
9/4/2017	McClellin, Shea	Placed on Reserve/Injured
9/4/2017	Ayers, Demarcus	Signed to the practice squad
9/4/2017	Blackson, Angelo	Signed to the practice squad
9/4/2017	Kilgo, Darius	Released from the practice squad
9/5/2017	Beavers, Willie	Signed to the practice squad
9/5/2017	Bates, Trevor	Released from the practice squad
9/7/2017	Mitchell, Malcolm	Placed on Reserve/Injured
9/7/2017	Karras, Ted	Signed from the practice squad
9/7/2017	Wiltz, Jomal	Signed to the practice squad
9/13/2017	Lewis, Ryan	Signed to the practice squad
9/16/2017	Beavers, Willie	Released from the practice squad
9/19/2017	Nelson, Jr., Robert	Signed to the practice squad
9/20/2017	King, Jason	Signed to the practice squad
9/20/2017	Wiltz, Jomal	Released from the practice squad



2017 TRANSACTIONS

SEPTEMBER, 2017 (Continued)

9/22/2017	Grissom, Geneo	Signed from the practice squad
9/22/2017	McCarron, Riley	Signed to the practice squad
9/22/2017	Valentine, Vincent	Placed on Reserve/Injured
9/23/2017	Heinicke, Taylor	Signed to the practice squad
9/23/2017	Ayers, Demarcus	Released from the practice squad
9/25/2017	Wilz, Jomal	Signed to the practice squad
9/25/2017	Nelson Jr., Robert	Released from the practice squad

OCTOBER, 2017

10/9/2017	Carter, Alex	Signed to the practice squad
10/9/2017	Toner, Cole	Signed to the practice squad
10/9/2017	Heinicke, Taylor	Released from the practice squad
10/9/2017	King, Jason	Released from the practice squad
10/12/2017	Reilly, Trevor	Signed to the practice squad
10/12/2017	Tye, Will	Signed to the practice squad
10/12/2017	Toner, Cole	Placed on Practice Squad/IR
10/12/2017	Carter, Alex	Released from the practice squad
10/25/2017	Langi, Harvey	Placed on Reserve/Non-Football/Injury
10/25/2017	Reilly, Trevor	Signed from the practice squad
10/25/2017	Purcell, Mike	Signed to the practice squad
10/26/2017	Kumerow, Jake	Signed to the practice squad
10/26/2017	Purcell, Mike	Released from the practice squad
10/31/2017	Garoppolo, Jimmy	Traded to San Francisco

NOVEMBER, 2017

11/1/2017	Hoyer, Brian	Signed
11/7/2017	Jean Francois, Ricky	Signed
11/7/2017	Hightower, Dont'a	Placed on Reserve/Injured
11/7/2017	Purcell, Mike	Signed to the practice squad
11/9/2017	Bennett, Martellus	Claimed off Waivers (GB)
11/9/2017	Grissom, Geneo	Released
11/9/2017	Fabiano, Anthony	Signed to the practice squad
11/9/2017	Kumerow, Jake	Released from the practice squad
11/11/2017	Grissom, Geneo	Signed to the practice squad
11/11/2017	Fabiano, Anthony	Released from the practice squad
11/21/2017	Lee, Eric	Signed from Buffalo practice squad
11/21/2017	Marsh, Cassius	Released
11/22/2017	Reedy, Bernard	Signed to the practice squad
11/22/2017	Purcell, Mike	Released from the practice squad
11/27/2017	Bennett, Martellus	Placed on Reserve/Injured
11/27/2017	Ebner, Nate	Placed on Reserve/Injured
11/28/2017	Grigsby, Nicholas	Signed
11/28/2017	King, Jason	Signed

DECEMBER, 2017

12/2/2017	Grissom, Geneo	Signed from the practice squad
12/2/2017	Reedy, Bernard	Signed from the practice squad
12/2/2017	Jean Francois, Ricky	Released
12/2/2017	King, Jason	Released
12/2/2017	Hardison, Marcus	Signed to the practice squad
12/5/2017	King, Jason	Signed to the practice squad
12/6/2017	Freeny, Jonathan	Signed
12/13/2017	Britt, Kenny	Signed
12/13/2017	Jean Francois, Ricky	Signed
12/13/2017	Cannon, Marcus	Placed on Reserve/Injured
12/13/2017	Freeny, Jonathan	Released
12/13/2017	Reedy, Bernard	Released
12/19/2017	Reedy, Bernard	Signed to the practice squad
12/19/2017	Hardison, Marcus	Released from the practice squad



PATRIOTS

vs. Jets

SERIES HISTORY



The Patriots and Jets will meet for the 118th time, including three postseason games, since the series between the AFC East rivals began in 1960. It will be the final of two 2017 meetings. The Patriots defeated the Jets, 24-17, at MetLife Stadium on October 15. New England is seeking its 18th series sweep over the Jets.

The Patriots lead the series, 62-54-1 overall.

New England is 33-25-1 all-time against the Jets at home, including 1-1 at home in the postseason and 12-3 at Gillette Stadium in the regular season.

The Patriots are 29-29 all-time on the road against the Jets, including 5-3 at MetLife Stadium.

The teams have played in the postseason three times – a 1985 Wild Card game, a 2006 Wild Card game and an AFC Divisional game in 2010. New England beat the Jets, 26-14, in 1985 at the Meadowlands on their way to Super Bowl XX. In 2006, the Patriots defeated the Jets, 37-16, at Gillette Stadium and the Jets beat the Patriots, 28-21, in the 2010 Divisional playoff game.

New England is 33-16 against the Jets since Robert Kraft purchased the team in 1994.

New England's 62 overall victories over the Jets (including two playoff wins) are the second most over any single opponent, trailing only Buffalo with 71 all-time wins.

SERIES BREAKDOWN

NEW ENGLAND 62, NEW YORK 54, 1 Tie
(Including New England 2, New York 1 in Playoffs)

Home Record **33-25-1 (incl. 1-1 in playoffs)**

Record in Foxborough 29-19
 Gillette Stadium 13-4 (incl. 1-1 playoffs)
 Foxboro Stadium 16-15
 Record in Boston 4-5-1
 Record in Birmingham, Ala. 0-1

Road Record **29-29 (incl. 1-0 in playoffs)**

MetLife Stadium 5-3
 Giants Stadium 17-10 (incl. 1-0 playoffs)
 Shea Stadium 5-14
 Polo Grounds 2-2
 Seasonal Sweeps Patriots 17 (most recent '16), Jets 14 ('00),
 Bill Belichick vs. N.Y. Jets 27-13 (26-11 with New England)

BELICHICK AGAINST THE AFC EAST

Bill Belichick has a 82-29 (.739) all-time regular season record against the AFC East as head coach of the Patriots, including a 26-11 record against the Jets.

PASSING PERFORMANCES

Tom Brady owns a 24-6 record against the Jets as a starting quarterback in regular-season games.

TOM BRADY VS. N.Y. JETS (24-6 as a starter) (REGULAR SEASON)

Date	A	C	Yd	%	TD	I	Rating	W/L	Score
09/23/01	10	5	46	.500	0	0	62.9	Did Not Start	
12/02/01	28	20	213	.714	0	0	93.3	W	17-16
09/15/02	35	25	269	.714	2	1	100.8	W	44-7
12/22/02	37	19	133	.514	1	1	57.6	L	17-30
09/21/03	25	15	181	.600	0	0	82.3	W	23-16
12/20/03	25	15	138	.600	2	0	101.8	W	21-16
10/24/04	29	20	230	.690	1	0	104.1	W	13-7
12/26/04	32	21	264	.656	2	0	112.0	W	23-7
12/04/05	37	27	271	.730	0	0	93.4	W	16-3
12/26/05	29	18	185	.621	2	1	89.0	W	31-21
09/17/06	29	15	220	.517	1	1	73.9	W	24-17
11/12/06	36	24	253	.667	1	1	84.6	L	14-17
09/09/07	28	22	297	.786	3	0	146.6	W	38-14
12/16/07	27	14	140	.519	0	1	51.5	W	20-10
09/20/09	47	23	216	.489	0	1	53.1	L	9-16
11/22/09	41	28	310	.683	1	0	98.6	W	31-14
09/19/10	36	20	248	.556	2	2	72.5	L	14-28
12/06/10	29	21	326	.724	4	0	148.9	W	45-3
10/09/11	33	24	321	.727	1	1	100.7	W	30-21
11/13/11	39	26	329	.667	3	0	119.4	W	37-16
10/21/12	42	26	259	.635	2	0	95.2	W	29-26 (ot)
11/22/12	27	18	323	.667	3	0	144.5	W	49-19
09/12/13	39	19	185	.487	1	0	71.0	W	13-10
10/20/13	46	22	228	.478	0	1	53.5	L	27-30 (ot)
10/16/14	37	20	261	.541	3	0	103.5	W	27-25
12/21/14	35	23	182	.657	1	1	76.1	W	17-16
10/25/15	54	34	355	.630	2	0	94.3	W	30-23
12/27/15	31	22	231	.710	1	1	89.6	L	20-26 (ot)
11/27/16	50	30	286	.600	2	0	89.3	W	22-17
12/24/16	27	17	214	.630	3	0	124.6	W	41-3
10/15/17	38	20	257	.526	2	1	80.7	W	24-17
Totals	1058	653	7371	.617	46	14	91.5		24-6

TOM BRADY VS. N.Y. JETS (1-1) (POSTSEASON)

Date	A	C	Yd	%	TD	I	Rating	W/L	Score
01/07/07	34	22	212	.647	2	0	101.6	W	37-16
01/16/11	45	29	299	.644	2	1	89.0	L	21-28
Totals	79	51	511	.646	4	1	94.4		1-1

BRADY GOOD VS. JETS

Tom Brady has 24 regular season wins against the New York Jets as a starter and joins Brett Favre as the only quarterbacks with at least 23 wins against two divisional opponents.

MOST WINS BY A STARTING QUARTERBACK AGAINST AN OPPONENT

Player	Wins
Tom Brady	28 wins against Buffalo
Brett Favre	26 wins against Detroit
Tom Brady	24 wins against New York Jets
Brett Favre	23 wins against Chicago

TALE OF THE TAPE

2017 Regular Season	New England	N.Y. Jets
Record	12-3	5-10
Divisional Standings	1st	4th
Total Yards Gained	5,977	4,637
Total Offense (Rank)	398.5 (1)	309.1 (24)
Rush Offense	116.1 (13t)	110.8 (17)
Pass Offense	282.3 (1)	198.3 (24)
Points Per Game	28.8 (3)	19.5 (22)
Touchdowns Scored	46	32
Third Down Conversion Pct.	41.7	37.5
Team Passer Rating	104.3	87.1
Total Yards Allowed	5,609	5,306
Total Defense (Rank)	373.9 (29)	353.7 (24)
Rush Defense	119.7 (26)	116.0 (19)
Pass Defense	254.2 (29)	237.7 (22)
Points Allowed/Game	19.3 (7)	23.7 (23)
Touchdowns Allowed	33	43
Third Down Defense (Pct.)	41.8	37.9
Field Goals Made/Attempted	36/39	23/27
Possession Avg.	30:20	30:14
Sacks Allowed/Yards Lost	33/189	43/294
Sacks Made/Yards	38/274	26/143
Passing TD/Int. (Off.)	30/8	19/12
Passing TD/Int. (Def.)	24/12	28/11
Penalties Against/Yards	91/786	110/951
Punts/Avg.	50/43.5	87/46.6
Takeaway/Giveaway Ratio	+6 (8t)	-4 (23)



PATRIOTS

vs. Jets

2017 FIRST MEETING: PATRIOTS 24, JETS 17

October 15, 2017 ★ MetLife Stadium

	1	2	3	4	Final
New England Patriots	0	14	7	3	— 24
New York Jets	7	7	0	3	— 17

QB Tom Brady, who broke a tie with Brett Favre and Peyton Manning for the most regular season wins with 187, had to rally the Patriots from a 14-point deficit in the first half before holding on for a 24-17 victory against the AFC East rival New York Jets at MetLife Stadium.

The Patriots were playing in their first game since a 10-day layover following a win at Tampa Bay on Thursday Night Football and were rusty out of the gate. The Jets scored on two of their first three drives to take a 14-0 lead early in the second quarter.

After tying the game with a 14-point second quarter, the Patriots took a 21-14 third quarter lead and were in front 24-17 with 1:53 to play when the Jets had a chance to tie the game. The Jets converted a fourth-and-12 play to get into New England territory before QB Josh McCown's desperation pass on fourth down from the 49-yard line fell incomplete, allowing the Patriots to take over and run off the final 12 seconds to secure the win.

The Jets opened the game with a 13-play, 88-yard drive that resulted in a one-yard touchdown pass from McCown to TE Austin Seferian-Jenkins for a 7-0 lead. Later in the first quarter, the Patriots drove to the Jets 22-yard line, but RB Mike Gillislee fumbled on a hard hit to stop the scoring threat. New York responded with a drive that ended with a 31-yard touchdown pass from McCown to WR Jermaine Kearse for a 14-0 second quarter lead.

A 17-yard pass from Brady to WR Danny Amendola aided a nine-play, 93-yard drive that was culminated with a 1-yard touchdown run by RB Dion Lewis to make it 14-7. The Patriots had two scoring chances end on an interception on a deep throw from Brady and then a missed 47-yard field goal. The missed field goal allowed the Jets to get the ball back with 1:07 to play in the first half. CB Malcolm Butler intercepted a pass from McCown that allowed the Patriots to take over at their own 37-yard line with 35 seconds to play. A 10-yard pass from Brady to Amendola on a third-and-one play, followed by a 42-yard pass from Brady to WR Brandin Cooks helped set up a two-yard touchdown pass from Brady to TE Rob Gronkowski to tie the game at 14-14 with nine seconds to play in the first half.

New England opened the second half with an 8-play, 75-yard drive that included a 19-yard pass from Brady to Cooks on a third-and-13 situation to keep a drive alive. Brady connected with Gronkowski on a 33-yard touchdown pass to cap the drive and give the Patriots a 21-14 lead.

The Jets had just one offensive drive in the third quarter. They reached the New England 24-yard line where they attempted to convert on fourth-and-one. McCown tried a short pass that was intercepted by S Devin McCourty.

New England extended its lead to 24-14 early in the fourth quarter. On the following series, the Jets drove to the New England 4-yard line. McCown completed a pass to Seferian-Jenkins for what first appeared to be a 4-yard touchdown pass. Officials reviewed the score and it showed that Seferian-Jenkins lost control of the ball when Butler nudged it loose as he was crossing the goal line and did not regain possession until after he stepped out of bounds, resulting in a touchback.

The Jets added a field goal to make it 24-17 on their next possession and had a chance to tie the game with under a minute to play.

CONNECTIONS

NEW ENGLAND TIES

- ★ Jets **LB Julian Stanford** is from Bloomfield, Conn., where he played linebacker, defensive end and running back at Bloomfield High School.
- ★ New York **offensive line coach Steve Marshall** is originally from Vernon, Conn., and coached the offensive line at Plymouth State in New Hampshire in 1979.

NEW YORK/NEW JERSEY TIES

- ★ Patriots **Chairman and CEO Robert Kraft** graduated from Columbia University in 1963 with a degree in history and economics and was inducted into the school's Athletics Hall of Fame in 2012.
- ★ Patriots **defensive coordinator Matt Patricia** was a standout offensive lineman at R.P.I. in Troy, N.Y., where he helped the Engineers capture three ECAC National Championships. After graduating in 1996, Patricia began his coaching career at his alma mater as a graduate assistant.
- ★ Patriots **linebackers coach Brian Flores** attended Poly Prep HS in Brooklyn, N.Y., where he played running back and linebacker.
- ★ Patriots **safeties coach Steve Belichick** attended Rutgers, where he walked on to the football team as a long snapper in order to prepare for his coaching career.
- ★ Patriots **coaching assistant Mike Pellegrino** hails from Long Island and is currently in his third season with the Patriots as a coaching assistant, after originally joining the organization as a football operations intern in 2015. Pellegrino attended Johns Hopkins and played lacrosse for the Blue Jays. He was a two-time All-American and team captain as a long stick midfielder. The Long Island native's father is a retired NYPD police officer and his older brother currently serves with the NYPD.
- ★ Patriots **DB Devin McCourty** attended Saint Joseph's HS in Montvale, N.J., where he was an all-league first-team defensive back his final two seasons. McCourty went on to play college football at Rutgers, where he started 39 of 52 games at cornerback and was an Academic All-Big East selection in 2006 and 2007.
- ★ Patriots **WR Kenny Britt** is a native of Bayonne, N.J., and also went on to play at Rutgers from 2006-08. During that time, he totaled 178 catches for 3,043 yards and 17 touchdowns, earning offensive team MVP honors and First Team All-Big East recognition.
- ★ Patriots **DB Duron Harmon** earned Big-East First Team honors as a junior and senior at Rutgers, where he started 27-of-50 games.
- ★ Patriots **WR Chris Hogan** calls Wykoff, N.J., his hometown. He attended Ramapo High School, where he left as the school's all-time leader in receptions, and later played one year of college football at Monmouth University located in West Long Branch, N.J.
- ★ Patriots **RB Dion Lewis** is from Blairstown, N.J., and was the New Jersey Prep Offensive Player of the Year in 2008 after rushing 88 times for 1,243 yards and 23 touchdowns as a senior at Blair Academy.

FORMER PATRIOTS

- ★ Jets **DE Kony Ealy** spent the 2017 offseason and preseason with the Patriots.
- ★ Jets **offensive assistant/assistant quarterbacks coach Mick Lombardi** was a scouting assistant and coaching assistant with the Patriots from 2011-12.

FORMER JETS

- ★ Patriots **head coach Bill Belichick** was the assistant head coach/sec-



PATRIOTS

vs. Jets

CONNECTIONS (CONT'D)

ondary for the Jets from 1997-99. During his tenure at New York, Belichick was responsible for calling the team's defensive plays and helped propel the Jets to their first division title in 1998 and advance to the AFC Championship Game that year.

- ★ Patriots **LB David Harris** played for the Jets from 2007-16 and tallied 1,087 tackles, 35 sacks, 31 passes defended and six interceptions in his 10 years at New York.
- Patriots **LB Trevor Reilly** was selected by the Jets in the seventh round of the 2014 NFL Draft and went on to play two seasons at New York, appearing in 29 games during that span.

FORMER NFL TEAMMATES

- ★ Patriots **DL Lawrence Guy** and Jets **DB Terrence Brooks** played together with the Baltimore Ravens from 2014-15.
- ★ Patriots **DL Alan Branch** was teammates with Jets **G James Carpenter** and **WR Jermaine Kearse** at Seattle.
- ★ Patriots **WR Brandin Cooks** played with Jets **LB Obum Gwacham** at New Orleans.
- ★ Patriots **TE Dwayne Allen** and **WR Phillip Dorsett** played with Jets **OL Jonotthan Harrison** at Indianapolis. Jets **special teams coordinator Brant Boyer** was the assistant special teams coach for the Colts at the same time and also coached Patriots **DL Lawrence Guy** during his tenure at Indianapolis.
- ★ Patriots **CB Johnson Bademosi** and **RB Dion Lewis** were teammates with Jets **CB Buster Skrine** and worked with Jets **defensive quality control coach Tim Atkins** at the Browns.
- ★ Patriots **LB Kyle Van Noy** and **OL LaAdrian Waddle** were teammates with Jets **LB Julian Stanford** at Detroit in 2014.
- ★ Patriots **head coach Bill Belichick** was the head coach at Cleveland when Jets **assistant head coach/inside linebackers Mike Caldwell** played for the Browns from 1993-95.
- ★ Jets **offensive coordinator John Morton** was the wide receivers coach at New Orleans from 2015-16 when Patriots **WR Brandin Cooks** played for the Saints. Morton helped Cooks put up back-to-back 1,000-yard seasons and the lead the team in receiving yards each year.
- ★ Patriots **director of college scouting Monti Ossenfort** and Jets **general manager Mike Maccagnan** were a part of Charley Casserley's scouting staff for the expansion Houston Texans in the early 2000s.
- ★ Jets **head coach Todd Bowles** was the secondary coach and interim defensive coordinator for the Eagles in 2012 when Patriots **RB Dion Lewis** played at Philadelphia. Jets **assistant head coach/inside linebackers Mike Caldwell** also coached for the Eagles when Lewis and Patriots **WR Danny Amendola** were on the team.
- ★ Patriots **RB Mike Gillislee** played for the Dolphins from 2013-14 when Jets **defensive coordinator Kacy Rodgers** was the defensive line coach at Miami.
- ★ Patriots **WR Chris Hogan**, **RB Mike Gillislee**, **CB Stephon Gilmore** and **DL Alan Branch** played for the Bills when Jets **offensive assistant Jason Vrable** was an offensive coaching assistant at Buffalo. In 2016, Vrable was named the interim running backs coach in Week 3 and helped Gillislee lead all qualifying NFL runners with a 5.71 rushing average on the

CONNECTIONS (CONT'D)

year.

- ★ Patriots **WR Danny Amendola** played for the Rams when Jets **assistant defensive line coach La'Roi Glover** was the director of player programs at St. Louis. Patriots **offensive coordinator Josh McDaniels** and **defensive line coach Brendan Daly** also coached for the Rams when Glover was a member of the support staff.
- ★ Patriots **defensive line coach Brendan Daly** and **wide receivers coach Chad O'Shea** were on the coaching staff at Minnesota with Jets **tight ends coach Jimmie Johnson** from 2006-08. Daly returned to the Vikings in 2012-13, where he again worked with Johnson, as well as Jets **assistant strength and conditioning coach Aaron McLaurin**.

FORMER COLLEGE TEAMMATES

- ★ Patriots **OL Joe Thuney** played with Jets **CB Juston Burris** at North Carolina State from 2012-15.
- ★ Patriots **TE Dwayne Allen** and Jets **K Chandler Catanzaro** played together at Clemson from 2010-11.
- ★ Patriots **WR Brandin Cooks** was teammates with Jets **LB Obum Gwacham** at Oregon State from 2011-13.
- ★ Patriots **RB Mike Gillislee** and Jets **OL Jonotthan Harrison** played together at Florida from 2010-12.
- ★ Patriots **C David Andrews** played with Jets **LB Jordan Jenkins** at Georgia from 2012-14.
- ★ Patriots **DL Adam Butler** and Jets **C Wesley Johnson** were teammates at Vanderbilt University from 2012-13. Butler also played for the Commodores when Jets **wide receivers coach Karl Dorrell** was the offensive coordinator and quarterbacks coach at Vanderbilt in 2014.
- ★ Patriots **RB Rex Burkhead** shared the field with Jets **OL Brent Gvabe** at Nebraska from 2010-12.
- ★ In Patriots **WR Chris Hogan's** one year of college football at Monmouth, Jets **TE Neal Sterling** was a freshman in his redshirt year for the Hawks.
- ★ Jets **wide receivers coach Karl Dorrell** was the head coach at UCLA from 2004-07 when Patriots **WR Matthew Slater** played for the Bruins.
- ★ Patriots **special teams coach Joe Judge** was a member of Alabama's support staff when Jets **G James Carpenter** played for the Crimson Tide and they went on to win the 2009 National Championship.
- ★ Jets **assistant special teams coach Jeff Hammerschmidt** coached the special teams unit and defensive ends at Arizona when Patriots **TE Rob Gronkowski** and **LB Marquis Flowers** played for the Wildcats.
- ★ Patriots **coaching assistant DeMarcus Covington** was a defensive graduate assistant at Ole Miss from 2012-14 when Jets **CB Derrick Jones** played for the Rebels.
- ★ Patriots **DB Devin McCourty** and **WR Kenny Britt** were freshmen at Rutgers in 2006 when Jets **assistant strength and conditioning coach Joe Giacobbe** was a senior center and nose tackle on the team.
- ★ Patriots **assistant strength and conditioning coach James Hardy** was the director of sports performance at Colorado and worked with Jets **offensive line coach Steve Marshall** from 2011-12.
- ★ Patriots **defensive line coach Brendan Daly** was a graduate assistant at Maryland in 2000 when Jets **defensive backs coach Dennard Wilson** played at safety for the Terrapins.



WHAT TO WATCH FOR

This Week

TEAM

IF THE PATRIOTS WIN...

- ★ The Patriots will earn their 18th series sweep in franchise history against New York Jets, their second straight sweep and their ninth series sweep under Bill Belichick.
- ★ The Patriots can earn the top seed in the AFC Playoff Field and home-field advantage throughout the playoffs for the second straight season and for the seventh time since the current playoff format was instituted in 1990.
- ★ The Patriots can earn their 13th win. It would be the seventh time the Patriots have earned at least 13 wins. Only San Francisco has more 13-win seasons with nine.

WHAT TO WATCH FOR...

- ★ The Patriots are looking to rush for over 190 yards for the fourth time in 2017. The Patriots rushed for 196 yards vs. Miami (11/26), 191 yards at Buffalo (12/3) and 193 yards last Sunday vs. the Bills (12/24).

BILL BELICHICK

- ★ Bill Belichick is the first head coach in NFL history with 13 or more wins in six different seasons and can add his seventh season with a win over the Jets.
- ★ Bill Belichick now has 249 regular-season wins and needs one more to tie Tom Landry for third all-time. He is behind Don Shula (328), George Halas (318) and Tom Landry (250).

TOM BRADY

IF THE PATRIOTS WIN...

- ★ Brady has 12 wins as starting quarterback at the age of 40 and can tie Brett Favre (13) for the most overall wins at the age of 40. His 11 wins are the most in a single season by a 40-year old quarterback.

WHAT TO WATCH FOR...

- ★ Brady is leading the NFL with 4,387 passing yards. The oldest player to lead the NFL in passing yards was Fran Tarkenton with 3,468 yards in 1978 at the age of 38. It would be Brady's third season leading the NFL in passing yards. He led the NFL with 4,110 passing yards in 2005 and 4,806 passing yards in 2007.
- ★ Brady enters this week third in touchdowns with 30, behind Carson Wentz (33) and Russell Wilson (32). Brady has led the NFL in touchdowns four times (28 in 2002, 50 in 2007, 36 in 2010, and 36 in 2015). He is tied with Drew Brees, Len Dawson, Brett Favre, Peyton Manning, Johnny Unitas and Steve Young with four seasons leading the NFL in touchdown passes and can become the first player to lead the league five times.

STEPHEN GOSTKOWSKI

- ★ Stephen Gostkowski has 36 field goals and needs two more to match his season-best of 38 set in 2013. His 38 field goals in 2013 are tied for the fifth-most in a single season.
- ★ Gostkowski enters this week second in the NFL with 150 points. He needs nine points to set a single-season high. He had a team record 158 points in 2013 and 156 points in 2014.
- ★ Gostkowski is 4-for-4 from 50 yards or more so far in 2017. He needs to make one more 50-yarder this season to tie his record for the most 50-yard field goals in a season. He connected on five 50 yard field goals in 2013.

ROB GRONKOWSKI

- ★ Rob Gronkowski has eight touchdowns and needs two to extend his NFL record to six 10-TD seasons for a tight end. His current five 10-TD seasons is already an NFL record for tight ends.
- ★ Gronkowski enters this week with 474 career receptions and needs three receptions to move past Delanie Walker (476) into the top 20 among receptions for tight ends.
- ★ Gronkowski has 1,084 receiving yards in 2017, the most among all tight ends. If he finishes 2017 with the most yards by a tight end, it will be his fourth season leading the NFL in yards for his position. He led all tight ends with 1,327 yards in 2011, 1,124 yards in 2014 and 1,176 yards in 2015.
- ★ Gronkowski has 1,084 yards and needs 16 yards for his fourth season with at least 1,100 yards. He will be the first tight end in NFL history with four 1,100 yard seasons.

DION LEWIS

- ★ RB Dion Lewis has averaged over 5 yards per rush in a game seven times in 2017 and enters the Jets game averaging 5.2-yards per carry overall. He can become the fifth Patriots player to finish the season with a 5.0-yard per carry average if he maintains his current pace.



PATRIOTS

Last Game

PATRIOTS 37, BILLS 16

December 24, 2017 ★ Gillette Stadium

	1	2	3	4	Final
Buffalo Bills	3	10	3	0	16
New England Patriots	0	13	10	14	37

The New England Patriots stayed on track for the top seed in the AFC play-off field after improving to a 12-3 record with a 37-16 victory over the visiting Buffalo Bills. The Patriots have now won 12 games for an NFL-record eight straight seasons, moving past the Indianapolis Colts (seven straight, 2010-16).

RB Dion Lewis set a career-high with 129 yards rushing and also scored a rushing touchdown and caught a touchdown pass in the fourth quarter to put the game out of reach.

Buffalo and the Patriots were tied 13-13 at halftime, but the Bills managed just three points in the final 30 minutes. New England scored on its first four drives of the second half before running out the final minutes of the game to get the win.

After both teams exchanged field goals, Buffalo took the lead when S Jordan Poyer intercepted a QB Tom Brady pass and returned it 19 yards for a touchdown for a 10-3 lead.

The Patriots scored on their next two possessions to take a 13-10 lead. Brady culminated a 9-play, 75-yard drive with a 17-yard touchdown pass to TE Rob Gronkowski to tie the game at 10-10. After stopping Buffalo on the next series, the Patriots moved to the Buffalo 22-yard line before settling for a field goal to take the 13-10 lead.

Trailing 13-10 with 1:55 to play in the first half, Buffalo moved to the New England 4-yard line when QB Tyrod Taylor completed what was ruled a 4-yard touchdown pass to WR Kelvin Benjamin to take the lead. However, a review said that Benjamin was juggling the ball and was only able to get one foot down in bounds. A 23-yard field goal made it 13-13 at halftime.

Buffalo took the second half kickoff and took a 16-13 lead after a 63-yard drive produced a 30-yard field goal. The Patriots then scored on their next two drives in the third quarter to take a 23-16 lead. Lewis converted on a fourth-and-one play to get in position for a 34-yard field goal to tie the game at 16-16. The defense held on the next drive, and New England took over and marched 65 yards on four plays on a drive aided by a 29-yard pass interference call that set up a first down at the 1-yard line. RB Mike Gillislee scored two plays later on a run for a 23-16 Patriots lead heading into the final quarter.

Lewis scored on a 12-yard pass from Brady early in the fourth quarter, and then on a 4-yard run mid-way through to break the game open with a 14-point fourth quarter and a 37-16 lead.

The Patriots defense did not allow Buffalo to score an offensive touchdown in both games in 2017, holding them to just four field goals.

Overall, the Patriots gained 193 yards rushing for a 5.1-yard average.

TEAM NOTES

8 STRAIGHT 12-WIN SEASONS

The Patriots have won at least 12 games for an NFL-record eighth straight season. It is the 12th time in team history that the Patriots have won at least 12 games in a season.

CONSECUTIVE 12-WIN SEASONS SINCE 1970 MERGER

New England Patriots	8 (2010-17)
Indianapolis Colts	7 (2003-09)
Dallas Cowboys	4 (1992-95)

12-WIN SEASONS SINCE 1970 MERGER

San Francisco	13
New England	12
Dallas	12
Denver	11
Pittsburgh	9

ELEVENTH 400-POINT SEASON

The Patriots extended their NFL record to 11 straight seasons with at least 400 total points (2007-17). The Patriots entered the Buffalo game with 395 points and added 37 to push their 2017 season total to 432 points.

TWO 1,000-YARD RECEIVERS

WR Brandin Cooks (1,003) went over 1,000 yards for the season against Buffalo. TE Rob Gronkowski (1,084) went over 1,000 yards for the season last week at Pittsburgh. The Patriots have now had two players reach 1,000-yards in the same season six times. The Patriots and Kansas City (Tyreek Hill and Travis Kelce) are the only teams in 2017 with two 1,000-yard receivers.

PATRIOTS SEASONS WITH TWO 1,000-YARD RECEIVERS

2017 – Rob Gronkowski (1,084) and Brandin Cooks (1,003)

2011 – Wes Welker (1,569) and Rob Gronkowski (1,327)

2009 – Wes Welker (1,348) and Randy Moss (1,264)

2008 – Wes Welker (1,165) and Randy Moss (1,008)

2007 – Wes Welker (1,175) and Randy Moss (1,493)

1979 – Harold Jackson (1,013) and Stanley Morgan (1,002)

ANOTHER BUFFALO SWEEP

The Patriots swept the 2017 season series with Buffalo. It is New England's 25th sweep of the season series with the Bills, dating back to the inception of the series between the old AFL rivals in 1960. The Patriots have won 31 of the last 36 games between the teams since Bill Belichick became head coach of the Patriots in 2000.

BUFFALO OFFENSE HELD IN CHECK

Buffalo had 19 offensive possessions in two games against New England in 2017 and were held without an offensive touchdown. The Patriots limited Buffalo to just four field goals.

STRONG GROUND GAME

The New England offense rushed for 193 yards on 38 carries (5.1 avg.) against Buffalo on Sunday, marking the second time this season the Patriots have eclipsed 190 yards rushing against the Bills. On December 3, the Patriots rushed for 191 yards on 35 carries (5.5 avg.). In total over two games against the Bills this year, the Patriots have rushed 73 times for 384 yards (5.3 avg.).

RED ZONE DENIAL

The New England defense held the Buffalo offense out of the end zone in six red zone trips over two games this season. The Bills were 0-for-2 in their meeting on December 3, and 0-for-4 in the red zone in the Patriots 37-16 win on Sunday.

INDIVIDUAL NOTES

12 X 12 FOR BELICHICK

Bill Belichick owns the NFL record among head coaches with 12 seasons of 12 or more wins. He owns the record with eight consecutive 12 win seasons (2010-17). Tony Dungy (2003-08) and Tom Landry (1976-81) are second with six straight 12-win seasons.

NFL HEAD COACHES WITH THE MOST 12-WIN SEASONS

Head Coach	Team(s)	12-win Seasons
Bill Belichick	NE	12
Don Shula	BAL, MIA	8
Tony Dungy	IND	6
Tom Landry	DAL	6
Marty Schottenheimer	CLE, KC, SD	5

12 WINS FOR TB

Since entering the NFL in 2000, Tom Brady's teams have reached 12 regular-season wins in 12 different seasons, the most by a starting quarterback in NFL history.

STARTING QB'S WITH THE MOST 12-WIN REGULAR SEASONS IN NFL HISTORY

PLAYER	SEASONS
Tom Brady	12
Peyton Manning	11
Brett Favre	6
John Elway	4
Jim Kelly	4



PATRIOTS

Last Game

30 TOUCHDOWN PASSES

Brady threw two touchdowns against Buffalo and now has 30 touchdowns for the season. It is the seventh time in his career that he has thrown for at least 30 touchdowns in a season. The only other Patriots quarterback to have a 30-touchdown season was Vito "Babe" Parilli in 1964 when he led the AFL with 31. Only Brett Favre, Peyton Manning and Drew Brees (all with nine) have more seasons with 30 or more touchdowns.

MOST SEASONS WITH 30-PLUS TOUCHDOWN PASSES

Brett Favre	9
Peyton Manning	9
Drew Brees	9
Tom Brady	7
Aaron Rodgers	6
Philip Rivers	5
Dan Marino	4
Tony Romo	4
Eli Manning	3
Kurt Warner	3

BRADY BEATS BUFFALO

Tom Brady owns a 28-3 record against the Buffalo Bills. Brady's 28 wins against Buffalo are the most wins by a quarterback against a single opponent.

MOST WINS BY A STARTING QUARTERBACK AGAINST AN OPPONENT

Player	Wins
Tom Brady	28 wins against Buffalo
Brett Favre	26 wins against Detroit
Tom Brady	24 wins against the Jets
Brett Favre	23 wins against Chicago
Dan Marino	22 wins against Indianapolis

BRADY CLIMBS PASSING CHART

Brady now has 4,387 passing yards in 2017. It is the seventh-highest total in his career and in the Patriots history.

PATRIOTS TOP PASSING YARDS/SEASON

Yards	Player	Year
5,235	Tom Brady	2011
4,827	Tom Brady	2012
4,806	Tom Brady	2007
4,770	Tom Brady	2015
4,555	Drew Bledsoe	1994
4,398	Tom Brady	2009
4,387	Tom Brady	2017
4,343	Tom Brady	2013
4,110	Tom Brady	2005
4,109	Tom Brady	2014
4,086	Drew Bledsoe	1996

GREAT AT 40

Brady already has the most passing yards (4,387) and the most wins in a single season by a quarterback at the age of 40, and his 12 wins overall at the age of 40 are now second all-time for a quarterback in his 40s, behind only Brett Favre who won 13 games at the age of 40.

MOST REGULAR SEASON WINS BY A QUARTERBACK AT THE AGE OF 40

Brett Favre	13
Tom Brady	12
Warren Moon	11

APPROACHING WINS RECORD

Tom Brady has the most wins by an NFL quarterback with 220 overall career wins. His 220 wins are second all-time by an NFL player, behind the 224 wins by Adam Vinatieri.

MOST WINS BY AN NFL PLAYER (INCLUDING POSTSEASON GAMES)

Player	Wins
Adam Vinatieri	224
Tom Brady	220
George Blanda	218
Jerry Rice	211
Gary Anderson	210

CAREER DAY FOR LEWIS

RB Dion Lewis set a career-high with 129 yards rushing. It was his second NFL 100-yard game. He had his first NFL 100-yard game on Nov. 26, 2017, vs. Miami, with 112 yards. The Patriots are 47-1 since 2000 in the regular season when a Patriots running back eclipses 100 yards rushing.

FLOWERS NETS FIRST SACKS

LB Marquis Flowers was credited with his first career NFL sack on a 6-yard loss of Buffalo QB Tyrod Taylor on a fourth-down play from the New England 6-yard line in the second quarter. He added a 1-yard sack late in the fourth quarter. He also combined with DL Deatrich Wise for a sack in the fourth quarter to finish with 2.5 sacks.

GILLISLEE CATCHES ON

RB Mike Gillislee caught his first pass of the 2017 season on a 15-yard reception from QB Tom Brady in the second quarter.

GOSTKOWSKI KEEPS IT GOING

K Stephen Gostkowski kicked three field goals to push his 2017 total to 36 field goals. His career high is 38 field goals in 2013.

MOST FIELD GOALS MADE IN A SEASON/PATRIOTS

Player	Field Goals	Year
Stephen Gostkowski	38	2013
Stephen Gostkowski	36	2017
Stephen Gostkowski	36	2008
Stephen Gostkowski	35	2014
Stephen Gostkowski	33	2015
Tony Franklin	32	1986
Adam Vinatieri	31	2004
Adam Vinatieri	31	1998



PATRIOTS

Last Game

COOKS ECLIPSES 1,000

WR Brandin Cooks (1,003) became the 11th Patriots player to have a 1,000-yard season after reaching 1,000 yards in the win against Buffalo. It is his third straight season that he has reached 1,000 yards.

1,000-YARD RECEIVING SEASONS IN PATRIOTS HISTORY

Player	Receiving Yards	Season
Wes Welker	1,569	2011
Randy Moss	1,493	2007
Stanley Morgan	1,491	1986
Wes Welker	1,354	2012
Wes Welker	1,348	2009
Rob Gronkowski	1,327	2011
Randy Moss	1,264	2009
Troy Brown	1,199	2001
Rob Gronkowski	1,176	2015
Wes Welker	1,175	2007
Ben Coates	1,174	1994
Wes Welker	1,165	2008
Terry Glenn	1,147	1999
Terry Glenn	1,132	1996
Rob Gronkowski	1,124	2014
Julian Edelman	1,106	2016
Rob Gronkowski	1,084	2017
Julian Edelman	1,056	2013
Stanley Morgan	1,029	1981
Irving Fryar	1,014	1991
Harold Jackson	1,013	1979
Randy Moss	1,008	2008
Brandin Cooks	1,003	2017
Stanley Morgan	1,002	1979

GRONK SCORES AGAINST BUFFALO

TE Rob Gronkowski scored on a 17-yard pass in the second quarter. He now has 12 touchdowns in 13 games against Buffalo.

GRONKOWSKI NEARING 10 TDS

Gronkowski became the first tight end in NFL history to have five seasons with 10 or more touchdowns. Gronkowski now has eight touchdowns so far in 2017.

NFL TIGHT ENDS WITH MOST 10-PLUS TOUCHDOWN SEASONS

Rob Gronkowski	5 - 2010 (10), 2011 (18), 2012 (11), 2014 (11), 2015 (11)
Antonio Gates	4 - 2004 (13), 2005 (10), 2010 (10), 2014 (12)
Tony Gonzalez	3 - 1999 (11), 2003 (10), 2008 (10)
Jimmy Graham	3 - 2011 (11), 2013 (16), 2014 (10)
Dallas Clark	2 - 2007 (11), 2009 (10)
Vernon Davis	2 - 2009 (13), 2013 (13)
Shannon Sharpe	2 - 1996 (10), 1998 (10)
Wesley Walls	2 - 1996 (10), 1999 (12)
Julius Thomas	2 - 2013 (12), 2013 (12)

MOST 10-PLUS TOUCHDOWN SEASONS PATRIOTS HISTORY

5 Rob Gronkowski - 2010-12, 2014-15

- 3 Randy Moss - 2007-09
- 3 Corey Dillon - 2004-06
- 2 BenJarvus Green-Ellis - 2010-11
- 2 Curtis Martin - 1995-96
- 2 Stanley Morgan - 1979, 1986

SPECIAL CONNECTION

TE Rob Gronkowski and QB Tom Brady connected on a 17-yard touchdown in the second quarter. It is the 75th connection between the two, second all-time among tight ends and the fifth-most connections all-time.

THE MOST TD CONNECTIONS BETWEEN A QB AND A TE IN NFL HISTORY

Quarterback	Tight End	Team	TD Connections
Philip Rivers	Antonio Gates	San Diego	87
Tom Brady	Rob Gronkowski	New England	75
Drew Brees	Jimmy Graham	New Orleans	51
Drew Bledsoe	Ben Coates	New England	45
Peyton Manning	Dallas Clark	Indianapolis	44
Sonny Jurgensen	Jerry Smith	Washington	43
Dan Fouts	Kellen Winslow	San Diego	41
John Elway	Shannon Sharpe	Denver	41
Ben Roethlisberger	Heath Miller	Pittsburgh	41

BRADY TO GRONK - 5TH PLACE ALL-TIME

Quarterback	Receiver	Touchdown Connections
Peyton Manning	Marvin Harrison	112
Philip Rivers	Antonio Gates	87
Steve Young	Jerry Rice	85
Dan Marino	Mark Clayton	79
Tom Brady	Rob Gronkowski	75
Drew Brees	Marques Colston	72
Peyton Manning	Reggie Wayne	67
Jim Kelly	Andre Reed	65
Aaron Rodgers	Jordy Nelson	65
Johnny Unitas	Raymond Berry	63
Brett Favre	Antonio Freeman	57

FIRST CAREER SACK

CB Malcolm Butler recorded his first NFL sack when he dropped Buffalo QB Tyrod Taylor for a 13-yard loss in the fourth quarter.

LINEUP NOTES

- ★ **RB Mike Gillislee** was active and played for the first time since Week 8 vs. the LA Chargers on Oct. 29.
- ★ **DL Ricky Jean Francois** made his first start as a member of the Patriots.
- ★ **LB Marquis Flowers** made his second start of the season at linebacker in place of LB Kyle Van Noy, who was out with an injury. Flowers also started at Miami on December 11.




PATRIOTS

2017 Honors & Awards

FOUR PATRIOTS SELECTED TO PRO BOWL; SEVEN PLAYER OF THE WEEK AWARDS & ONE PLAYER OF THE MONTH AWARD

Four members of the New England Patriots have been selected to the 2018 NFL Pro Bowl. Quarterback Tom Brady, FB James Develin, TE Rob Gronkowski and WR Matthew Slater have been selected to represent the New England Patriots in the 2018 NFL Pro Bowl on Sun., Jan. 28, 2018, at Camping World Stadium in Orlando, Fla. The Patriots have now had at least four players selected to the Pro Bowl in each of the last nine seasons - (2009-5, 2010-8, 2011-8, 2012-7, 2013-5, 2014-7, 2015-7, 2016-6 and 2017-4). Brady also won AFC Offensive Player of the Month for November and three Player of the Week Awards. The Patriots were also bestowed with two AFC Special Teams Player of the Week Awards - RB Dion Lewis for his performance in Week 10 at Denver and K Stephen Gostkowski for his efforts in Week 11 against Oakland in Mexico City.



Tom Brady
13th Pro Bowl
Player of the Month
(November)
3 Player of the
Week Awards

Brady has been named to the Pro Bowl for a franchise record 13th time in his 18-year career and this is his ninth consecutive selection to the all-star game. Brady has passed G John Hannah (1978-85) for most consecutive Pro Bowl selections in franchise history. With his 13th Pro Bowl selection, Brady joins Tony Gonzalez (14), Peyton Manning (14), Bruce Matthews (14), Merlin Olsen (14), Ray Lewis (13), Jerry Rice (13) and Reggie White (13) as the only NFL players with at least 13 Pro Bowl berths.


Develin has earned his first career Pro Bowl invitation and is the first Patriots fullback to earn a Pro Bowl nod since Sam Cunningham in 1978. An Ivy League defensive lineman standout at Brown, Develin changed positions to fullback and had stints in the Arena Football League and the United Football League before breaking into the NFL with Cincinnati's practice squad in 2010. He was released by Cincinnati at the end of training camp in 2012 and joined the New England practice squad shortly after and was added to the 53-man roster late in the 2012 season. Though he is utilized mainly on offense as a lead blocker, Develin also plays a role as a core member of the Patriots special teams units.



James Develin
1st Pro Bowl

Gronkowski is headed to his fifth career Pro Bowl. The eight-year veteran tight end also earned a Pro Bowl invitation following the 2011, 12, 14 and 15 seasons. This season, Gronkowski joined Tony Gonzalez and Jason Witten as the only tight ends in NFL history with four 1,000-yard seasons. He also moved into the top 10 all-time for receiving yards by a tight end and currently sits ninth with 7,179 career receiving yards.

Gostkowski was 4-for-4 on field goals in the win over Oakland in Mexico City on November 19, including a franchise record 62-yard kick with time winding down in the first half. He also connected on tries of 51, 40 and 29 yards. It marked the third time in his career that he has kicked two field goals of at least 50 yards in the same game. He had a 51-yarder and a 53-yarder vs. Arizona (9/16/12) and had two 53-yarders at Houston (9/22/16). It is also the 14th time in his career he has made four or more kicks in a single game.



S. Gostkowski
Special Teams
Player of the
Week (11)

Lewis scored on a 103-yard kickoff return in the first quarter against the Broncos for his first career regular season kickoff return for a touchdown. He had a 98-yard kickoff return for a touchdown in the AFC Divisional Playoff win vs. Houston on Jan. 14, 2017. It is the first kickoff return for the Patriots in the regular season since Devin McCourty scored on a 104-yard kickoff return vs. the New York Jets on Oct. 21, 2012. Lewis also added an 8-yard touchdown run in the third quarter for his first regular-season multi-touchdown game.




Rob Gronkowski
5th Pro Bowl
Offensive Player
of the Week (15)

Slater earned his seventh consecutive Pro Bowl selection as a special teams player. Slater's seventh Pro Bowl nod as a special teams player matches Steve Tasker (1987, 90-95) for most special teams Pro Bowl honors in NFL history. The former fifth-round draft pick out of UCLA earned a roster position with the Patriots as a rookie in 2008 with his contributions on special teams. Entering the 2011 season, teammates elected him as their special teams captain. That year, he was also selected to his first Pro Bowl. Since then, he has earned special teams captain honors to start each season and been voted to the Pro Bowl at season's end. He has led the Patriots in special teams tackles for five of his nine seasons.



Dion Lewis
Special Teams
Player of the
Week (10)



Matthew Slater
7th Pro Bowl



WHAT TO WATCH FOR 2017

PATRIOTS

*The Patriots are tied with Dallas and San Francisco with five Super Bowl wins and need one more to tie the Pittsburgh Steelers (6) for the most Super Bowl wins in NFL history.

*The Patriots have played in the most Super Bowls in NFL history with nine.

*The Patriots extended an NFL record in 2017 with their ninth straight division title (2009-17).

*The Patriots set an NFL record by reaching six straight conference title games (2011-16) and look to add to that total in 2017.

*The Patriots are tied with the Dallas Cowboys (1991-96 - 12 wins) for the most consecutive seasons with at least one playoff win (2011-16 - 11 wins) with six straight and look to set the NFL record with a playoff win in 2017.

*The Patriots have had a winning record for 17 straight seasons (2001-17), to move past San Francisco (16) and Dallas (16) for the most consecutive winning seasons since the 1970 merger.

*The Patriots have made the playoffs for nine straight seasons (2009-17), tied with Dallas (1975-83) and Indianapolis (2002-10) for the most in NFL history.

PATRIOTS 2017 CAPTAINS

The Patriots 2017 team captains were elected by their teammates.

OFFENSE

★ C David Andrews , QB Tom Brady and TE Rob Gronkowski

DEFENSE

★ DB Duron Harmon, LB Dont'a Hightower and DB Devin McCourty

SPECIAL TEAMS

★ Matthew Slater

Brady was chosen as a captain for the 16th straight season. McCourty and Slater are captains for the seventh time, while Gronkowski and Hightower were named captains for the second time. Andrews and Harmon were elected captains for the first time.

BILL BELICHICK

*Belichick has an NFL-best five Super Bowl championships as a head coach. If he wins one more, he will join George Halas and Curly Lambeau as the only NFL coaches with six championships since the league began postseason play in 1933.

*Belichick is tied with Tom Landry and Don Shula for the most postseason games as a head coach with 36 and is now guaranteed to coach in one more postseason game to set the NFL record.

*Belichick set a postseason mark by leading his team to advancement in the playoffs for six straight seasons (2011-16) and looks to add to that mark in 2017.

*Belichick moved past Tom Landry (270) for third place all-time with 275 career victories overall, behind Don Shula (347) and George Halas (324).

*Belichick will look to win back-to-back championships for a second time in his career (2003-04) - a feat so rare it's been achieved by only two other coaches in history. Chuck Noll did it with the Pittsburgh Steelers in the 1970s (1974-75, 1978-79), and Vince Lombardi did it with the Green Bay Packers in the 1960s (1961-62, 1966-67).

*Belichick (17 straight winning seasons) has the second-most consecutive winning seasons all time, trailing only Tom Landry with 20.

TOM BRADY

*Brady reached 30 touchdown passes in 2017 to become just the fourth player in NFL history with 30 or more touchdown passes in seven seasons, joining Brett Favre (9), Peyton Manning (9) and Drew Brees (9).

*Brady is tied with Peyton Manning, Drew Brees and Aaron Rodgers with four seasons with 35 or more touchdowns. He needs to reach 35 touchdowns in 2017 for his fifth season with 35 or more touchdowns, for the most in NFL history.

*Brady (4,387) has passed for 4,000 yards nine times in his career after reaching 4,000 yards in 2017. He is the third player to reach nine seasons with 4,000 yards, joining Peyton Manning (14) and Drew Brees (11).

*Brady led the NFL with 36 touchdown passes in 2015, his fourth time leading the NFL in passing touchdowns. He tied Drew Brees, Len Dawson, Brett Favre, Peyton Manning, Johnny Unitas and Steve Young for most seasons leading the NFL in touchdown passes.

*Brady has 195 regular season wins, surpassing Peyton Manning (186) and Brett Favre (186) for the most regular season wins in NFL history by an NFL starting quarterback.

*Brady has led the Patriots to twelve 12-win seasons, moving past Peyton Manning (11) for the most 12-win seasons in NFL history.

*Tom Brady has 30 Player of the Week awards after winning the award in Week 2, Week 3 and Week 10 of the 2017 season, passing Peyton Manning (27) for the most Player of the Week honors.

*Brady is tied with Joe Montana with nine games in the postseason with three or more touchdown passes and needs one more to set the NFL record.

*Brady moved past Peyton Manning (51) in the Week 2 win at New Orleans (9/17) and now has an NFL-record 55 career games with three touchdown passes and no interceptions.

*The 2017 season is Brady's 18th season with the Patriots, the most seasons with one team by any NFL quarterback. He had been tied with John Brodie (San Francisco) and Dan Marino (Miami) with 17 seasons.

*Brady has started 250 regular season games at quarterback and moved past Dan Marino (240) into third all-time for most regular-season starts by a quarterback behind only Brett Favre (298) and Peyton Manning (265).

*Brady has played in 252 NFL regular season games, which is sixth all-time among NFL quarterbacks. By playing in all 16 games in 2017 he will move into fifth place all-time with 253 games played among NFL quarterbacks, behind George Blanda (340), Brett Favre (302), Peyton Manning (266) and Earl Morrall (255).

*Brady earned his 13th Pro Bowl berth in 2017 and joins Tony Gonzalez (14), Peyton Manning (14), Bruce Matthews (14), Merlin Olsen (14), Ray Lewis (13), Jerry Rice (13) and Reggie White (13) as the only NFL players with at least 13 Pro Bowl berths.



WHAT TO WATCH FOR

2017

STEPHEN GOSTKOWSKI

- * If Stephen Gostkowski leads the league in scoring in 2017, he will set the NFL mark for most seasons leading the league in scoring with six, moving past Don Hutson (5) and Gino Cappelletti (5). Gostkowski has led the NFL in scoring in 2008 and 2012-15. He is second in the NFL in 2017 with 137 points. He is second with 150 points so far in 2017, behind Greg Zuerlein (158).
- * In 2015, Gostkowski became the first NFL player with four seasons of 150 or more points and can add to that in 2017 and now has five seasons after reaching 150 points in 2017.
- * Gostkowski (36) reached 30 field goals in 2017 for the fifth time in his career and is tied with David Akers (5) and John Carney (5) for the most seasons with 30 field goals or more in NFL history.
- * Gostkowski has led the NFL in field goals three times (2008, 2013 and 2014) and if he leads the NFL in field goals in 2017, he will join Lou Groza (5), Jack Manders (4), Ward Cuff (4) and Mark Moseley (4) as the only NFL players to lead the NFL in field goals in at least four seasons.
- * Gostkowski (1,607) is in 18th place in NFL history in total points, after moving into the top 20 with a 15-point effort against Oakland on Nov. 19, 2017.
- * Gostkowski (160) is third all-time in postseason points, behind Adam Vinatieri (234) and David Akers (175) and will look to add to those numbers in 2017.

MATTHEW SLATER

- * Matthew Slater has earned seven Pro Bowl invitations (2011-17) as a special teams player to match Steve Tasker (1987, 1990-95) for the most special teams Pro Bowl honors in NFL history. Slater is the only special teams player to earn seven consecutive Pro Bowls.

ROB GRONKOWSKI

- * TE Rob Gronkowski (1,084) reached 1,000 yards in 2017 for his fourth 1,000-yard season to join Tony Gonzalez and Jason Witten for the most 1,000-yard seasons by an NFL tight end with four.
- * Gronkowski has an NFL-leading five seasons with 10 or more touchdowns by a tight end and can add to his record in 2017. He has eight touchdowns so far in 2017.
- * Gronkowski has twenty-six 100 yard games, second place in NFL history among tight ends behind Tony Gonzalez (31). His twenty-six 100 yard games are third in Patriots history, behind the 38 by Stanley Morgan and the 28 by Wes Welker.
- * Gronkowski and Tom Brady have connected on 75 touchdown passes, second among all quarterback and tight end combinations to the 87 by Philip Rivers and Antonio Gates. The Brady to Gronkowski connection is fifth all-time.
- * Gronkowski moved into the top 10 all-time for tight end receiving yardage in the win vs. Miami on Nov. 26, 2017, and now has 7,179 total receiving yards, which is ninth on the list.
- * Gronkowski has 7,179 receiving yards and is third in Patriots history, behind Stanley Morgan (10,352) and Wes Welker (7,459).
- * Gronkowski is third all-time among NFL tight ends with 76 receiving touchdowns, behind the 114 by Antonio Gates and the 111 by Tony Gonzalez.
- * Gronkowski enters the 2017 season first among all NFL tight ends with nine postseason touchdowns. Dave Casper and Vernon Davis are second with seven.
- * Gronkowski is tied with Dallas Clark with three postseason 100-yard games and needs one more to tie Vernon Davis and Keith Jackson for the most 100-yard games by a tight end in postseason history with four.
- * Gronkowski (3) needs one more 100-yard game in the postseason to tie Deion Branch and Julian Edelman for the most in New England postseason history with four.
- * Gronkowski enters the 2017 season fourth all-time among NFL tight ends with 754 postseason receiving yards, behind Dallas Clark (847), Keith Jackson (834) and Shannon Sharpe (814).
- * Gronkowski enters the 2017 season fifth all-time among NFL tight ends with 52 postseason receptions, behind Dallas Clark (64), Jay Novacek (62), Shannon Sharpe (62) and Brent Jones (60).
- * Gronkowski has scored 77 touchdowns in 101 games for a touchdown per game percentage of 76.0, which is 10th in NFL history.

INDIVIDUAL & TEAM NOTES





ROBERT KRAFT

News & Notes

Since Robert Kraft purchased the team in 1994, the Patriots have experienced one of the most dramatic turnarounds in the history of sports. Now in his 24th season of ownership, Kraft has transformed one of the league's least successful clubs into what observers view as a model NFL franchise. In the five seasons immediately preceding his purchase (1989-93), the Patriots were a moribund team, winning just 19 of 80 games (.238 pct.) and logging the worst record in the NFL over that span. When he bought the franchise on Jan. 21, 1994, Kraft announced his intention to bring a championship to New England, a tall order considering the team's previous success rate. But under Kraft's leadership, the Patriots have won more division titles (17), conference crowns (8) and Super Bowl championships (5) than any other NFL team. Additionally, the Patriots have achieved the most winning seasons (21) and are tied for fewest losing seasons (2) since Kraft assumed ownership beginning in 1994. Super Bowl LI was the eighth Super Bowl appearance since Kraft purchased the team, a period during which no other team has earned more than four berths. In Kraft's 24 seasons, the Patriots have qualified for the playoffs 19 times, more than doubling the franchise's accomplishments during its first 34 seasons. In 2017, Kraft earned his 21st winning season in 24 years of owning the franchise.



	Pre-Kraft 1960-93	Pre-Kraft 1989-93	Kraft Era 1994-16
Overall Record	225-276-9	19-61	295-129
Winning Pct.	.450	.238	.696
Super Bowl Titles	0	0	5
Conference Titles	1	0	8
Division Titles	3	0	17
Playoff Seasons	6	0	19
Playoff Record	4-6	-	28-13
Home Playoff Games	1	0	23
Home Playoff Record	0-1	-	20-3

A CHAMPIONSHIP TRADITION

MULTIPLE LEAGUE CHAMPIONSHIPS SINCE 2001

TEAM	LEAGUE	TITLES
New England Patriots	NFL	5
Los Angeles Galaxy	MLS	5
Los Angeles Lakers	NBA	4
San Antonio Spurs	NBA	4
Boston Red Sox	MLB	3
Chicago Blackhawks	NHL	3
San Francisco Giants	MLB	3

HIGHEST WINNING PERCENTAGE IN MAJOR PROFESSIONAL SPORTS SINCE 1994 (Regular Season)

TEAM	LEAGUE	PCT
New England Patriots	NFL	.697
San Antonio Spurs	NBA	.693
Detroit Red Wings	NHL	.641
Pittsburgh Steelers	NFL	.638
Green Bay Packers	NFL	.636
Denver Broncos	NFL	.598

260 GAME SELLOUT STREAK

In the early 1990's, the Patriots seemed destined for relocation until Robert Kraft's purchase of the team rejuvenated local interest. In 1991, the season ticket base was just 17,635, barely enough to support the club. Now, the season tickets are capped and more than 50,000 fans are on a season ticket waiting list. The Patriots have sold out 260 consecutive home games, including playoff and preseason games (dating back to the 1994 season opener).

SINCE ROBERT KRAFT PURCHASED THE TEAM IN 1994

TOTAL VICTORIES SINCE 1994 (Regular Season)

New England Patriots	.267
Pittsburgh Steelers	.244
Green Bay Packers	.243
Denver Broncos	.229
Indianapolis Colts	.224

TOTAL VICTORIES SINCE 1994 (Incl. Postseason)

New England Patriots	.295
Pittsburgh Steelers	.264
Green Bay Packers	.263
Denver Broncos	.243
Indianapolis Colts	.238
Philadelphia Eagles	.224
Seattle Seahawks	.220

MOST HOME VICTORIES SINCE 1994 (Incl. Postseason)

New England Patriots	.166
Green Bay Packers	.155
Pittsburgh Steelers	.149
Denver Broncos	.143
Seattle Seahawks	.135

WINNING PERCENTAGE SINCE 1994 (Incl. Postseason)

TEAM	W	L	T	PCT.
New England Patriots	295	129	0	.696
Pittsburgh Steelers	264	151	1	.636
Green Bay Packers	263	155	1	.629
Denver Broncos	243	163	0	.599
Indianapolis Colts	238	174	0	.578
Philadelphia Eagles	223	180	2	.553
Baltimore Ravens	205	168	1	.549

SUPER BOWL CHAMPIONSHIPS SINCE 1994

New England Patriots	5
Denver Broncos	3
Baltimore Ravens	2
Green Bay Packers	2
Pittsburgh Steelers	2
N.Y. Giants	2

CONFERENCE CHAMPIONSHIPS SINCE 1994

New England Patriots	8
Pittsburgh Steelers	4
Denver Broncos	4
Green Bay Packers	3
N.Y. Giants	3
Seattle Seahawks	3

DIVISION CHAMPIONSHIPS SINCE 1994

New England Patriots	17
Pittsburgh Steelers	13
Green Bay Packers	12
Indianapolis Colts	10

PLAYOFF VICTORIES SINCE 1994

New England Patriots	28
Pittsburgh Steelers	20
Green Bay Packers	20
Baltimore Ravens	15
Denver Broncos	14
Indianapolis Colts	14
Seattle Seahawks	13
San Francisco 49ers	12

PLAYOFF GAMES PLAYED SINCE 1994

New England Patriots	41
Green Bay Packers	36
Pittsburgh Steelers	33
Indianapolis Colts	29
Seattle Seahawks	24
Philadelphia Eagles	23
Baltimore Ravens	23
Denver Broncos	23
San Francisco 49ers	21

PLAYOFF SEASONS SINCE 1994

New England Patriots	19
Green Bay Packers	18
Indianapolis Colts	16
Pittsburgh Steelers	16
Philadelphia Eagles	13
Denver, Seattle and Minnesota	12

PLAYOFF WINNING PERCENTAGE SINCE 1994

TEAM	W	L	PCT.
New England Patriots	28	13	.683
Baltimore Ravens	15	8	.652
Denver Broncos	14	9	.609
Pittsburgh Steelers	20	13	.606
St. Louis Rams	6	4	.600
N.Y. Giants	10	7	.588
New Orleans Saints	7	5	.583



ROBERT KRAFT

Chairman & CEO

ESTABLISHING A WINNING TRADITION

Kraft's winning percentage with the Patriots (.696) since taking over the team in 1994 is the highest among all owners/ownership groups with at least 200 wins (regular and postseason) with one team. He is just one of five owners with at least 200 wins and a winning percentage over .600.

OWNER	TEAM	YEARS	WINNING PCT.
Robert Kraft	Patriots	1994-present	.696
Eddie DeBartalo, Jr.	49ers	1977-1999	.636
Clint Murchison, Jr.	Cowboys	1960-1983	.634
Joe Robbie	Dolphins	1966-1989	.609
Pat Bowlen	Denver	1984-present	.603

ALL-TIME POSTSEASON WINS BY AN OWNER

Robert Kraft has 28 career postseason wins, which are the third-most in NFL history.

WINS	OWNERSHIP
36	The Rooney Family, Pittsburgh (1933-present)
34	Green Bay Packers (1919-present)
28	Robert Kraft, New England (1994-present)
24	the Mara Family, N.Y. Giants (1925-present)
22	Eddie DeBartalo, Jr., San Francisco (1977-1999)
21	Al Davis, Oakland/Los Angeles (1972-2011)
21	Bowlen Family, Denver (1984-present)

MOST CONFERENCE CHAMPIONSHIPS

The 2016 AFC Championship is the eighth conference championship for Robert Kraft as Patriots owner, more than any other owner in NFL history in the Super Bowl Era (since 1966).

MOST CONFERENCE CHAMPIONSHIPS BY AN OWNER IN SUPER BOWL ERA

Owner	Team(s)	Super Bowl Appearances
Robert Kraft	New England	8
Pat Bowlen	Denver	7
Jack Kent Cooke	Washington	5
Al Davis	Oakland/L.A. Raiders	5
Eddie DeBartolo	San Francisco	5
Clint Murchison	Dallas	5
Packers Stockholders	Green Bay	5
Joe Robbie	Miami	5

ROAD WARRIORS

Since the start of the 1994 season when Robert Kraft purchased the team, the Patriots have the best regular season road record in the NFL. New England finished with an 8-0 road record in 2016 for the second time in team history. The 2007 team also finished 8-0 on the road.

TEAM	RECORD	PCT.
New England	121-71	.630
Pittsburgh	108-84	.563
Green Bay	99-92	.518
Indianapolis	99-93	.516

A MODEL OF CONSISTENCY

Since Kraft took ownership of the team in 1994, the Patriots have had just three head coaches - Bill Parcells (1994-1996), Pete Carroll (1997-1999) and current head coach Bill Belichick (2000-present). The only team with fewer head coaches since 1994 is the Pittsburgh Steelers, who have had two - Bill Cowher (1992-2006) and Mike Tomlin (2007-present).

TEAM	HEAD COACHES SINCE 1994
Pittsburgh	2
New England	3
Baltimore Ravens*	3

* Since 1996

NFL Average of new head coaches per team since 1994	Patriots
6.4	3

AFC EAST TEAM	HEAD COACHES SINCE 1994
New England	3
N.Y. Jets	8
Buffalo	10
Miami	11

MILESTONE WIN FOR KRAFT

The victory over the New York Jets (12/21/14) was the 250th win under Robert Kraft. His 250 wins in his first 368 total games tied Chicago's George Halas for the fastest an owner has reached 250 victories.

CONTINUITY BREEDS SUCCESS

New England is the first team in NFL history to win five Super Bowls with the same owner (Robert Kraft), head coach (Bill Belichick) and quarterback (Tom Brady).

KRAFT SURPASSES ALL OTHER OWNERS

The Patriots have 295 wins overall under Robert Kraft. He has produced more victories than every other Patriots owner combined. Under Kraft, the Patriots are 295-129 overall since he purchased the team in 1994. Kraft's predecessors in the owner's office went 225-276-9 in the 34 years prior to his purchase of the team.

STRONG SECOND HALF

Since Robert Kraft purchased the franchise in 1994, the New England Patriots own the NFL's best record in the second half of the season. The Patriots are the only team with a winning percentage over .700 over that span.

MOST WINS IN THE SECOND HALF SINCE 1994 (REGULAR SEASON ONLY)

Team	G	W	L	T	Pct.
New England	191	140	51	0	.733
Green Bay	191	126	64	1	.662
Pittsburgh	191	124	66	1	.652
Indianapolis	191	114	77	0	.597
Denver	191	110	81	0	.576
Seattle	191	109	82	0	.571



PATRIOTS

Team Notes

WINNING

DECADE-PLUS OF DOMINANCE

The Patriots record of 219-67 (.766) since the 2002 seasons is the best in the NFL. Only four NFL teams have posted a winning percentage of .600 or better. The Patriots are the only team over .700.

BEST RECORDS SINCE 2002 (including postseason)

Team	W	L	T	Pct.
New England	219	67	0	.766
Pittsburgh	179	97	1	.648
Indianapolis	175	103	0	.629
Green Bay	168	108	1	.608
Seattle	159	118	1	.574
Denver	157	112	0	.584
Philadelphia	157	112	1	.583
Baltimore	154	118	0	.566
New Orleans	146	119	0	.551
Carolina	145	123	1	.541

DIVISIONAL DOMINANCE

The New England Patriots own a 80-23 (.777) record in regular season AFC East games since the beginning of the 2001 season, compiling the best intra-division record of any team in the NFL.

NFL'S TOP DIVISIONAL RECORDS SINCE 2001

Team	W	L	T	Pct.
New England	80	23	0	.777
Pittsburgh	74	31	0	.705
Green Bay	71	31	1	.694
Indianapolis	71	32	0	.689

AFC EAST DIVISIONAL RECORDS SINCE 2001

Team	W	L	T	Pct.	Div. Titles	Years
New England	80	23	0	.777	15	2001, 03-07, 09-17
N.Y. Jets	47	56	0	.456	1	2002
Miami	43	60	0	.417	1	2008
Buffalo	37	66	0	.359	0	-

The New England Patriots have won 14 division titles and have 14 playoff berths since realignment in 2002, most in the NFL.

MOST DIVISION TITLES SINCE 2002 REALIGNMENT

Team	Division Titles	Playoff Berths
New England	14	14
Green Bay	9	12
Indianapolis	9	12
Pittsburgh	8	11
Seattle	8	11
Philadelphia	7	9

NINE STRAIGHT DIVISION TITLES

The Patriots have won nine straight AFC East titles, the longest streak in NFL history. The Patriots have won 15 of the last 17 AFC East division crowns.

MOST CONSECUTIVE DIVISION TITLES

Team	Division	Titles	Years
New England Patriots	AFC East	9	2009-17
Los Angeles Rams	NFC West	7	1973-79
Pittsburgh Steelers	AFC Central	6	1974-79
Minnesota Vikings	NFC Central	6	1973-78
Dallas Cowboys	NFL Capitol/NFC East	6	1966-71
Cleveland Browns	American/Eastern Conf.	6	1950-55
New England Patriots	AFC East	5	2003-07
Denver Broncos	AFC West	5	2011-15
Indianapolis Colts	AFC South	5	2003-07
Dallas Cowboys	NFC East	5	1992-96
San Francisco 49ers	NFC West	5	1986-90
Chicago Bears	NFC Central	5	1984-88
Oakland Raiders	AFC West	5	1972-76

ROAD WARRIORS I

The 2016 Patriots finished 8-0 on the road for the second time in team history. The only other season the Patriots went undefeated on the road was in 2007 with an 8-0 record. The Patriots join San Francisco (3 times) as the only NFL teams with two 8-0 undefeated road seasons.

NFL TEAMS THAT HAVE FINISHED WITH AN 8-0 ROAD RECORD

Team	Year
New England	2016
Dallas	2014
New England	2007
St. Louis	2001
San Francisco	1990
San Francisco	1989
San Francisco	1984

ROAD WARRIORS II

The Patriots road win streak ended at 14 games with a loss at Miami on Dec. 11, 2017. The 14-game road streak is a team record, breaking the old mark of 12 straight road wins from Dec. 24, 2006 through Oct. 5, 2008. The 14-game streak is second in NFL history to the 18 road game win streak by the San Francisco 49ers (1988-90).

WINNING THE CLOSE ONES

Since 2001, the New England Patriots own the NFL's best record (including postseason) in games decided by three points or fewer. The Patriots are the only team with a winning percentage above .700 in those games. New England is 7-2 in those close games in the playoffs. The only defeats are a 17-14 loss to the N.Y. Giants in Super Bowl XLII and a 20-18 loss in the 2015 AFC Championship game at Denver.

BEST RECORD IN GAMES DECIDED BY 3 POINTS OR FEWER (SINCE 2001; Playoffs Included)

Team	W	L	T	Win Pct
New England Patriots	41	17	0	.702
Indianapolis Colts	42	23	0	.646
Atlanta Falcons	38	30	1	.558
Denver Broncos	37	25	0	.597
Seattle Seahawks	37	28	1	.568
Chicago Bears	31	26	0	.544

1ST AFL TEAM TO REACH 500

The Patriots have the most overall wins among the original eight AFL teams. They are the first original AFL team to reach 500 victories.

OVERALL VICTORY TOTAL OF ORIGINAL AFL TEAMS (REGULAR AND POSTSEASON)

TEAM	W	L	T
New England Patriots	520	405	9
Denver Broncos	493	422	10
Oakland Raiders	487	429	11
Kansas City Chiefs	465	432	12
Los Angeles Chargers	445	455	11
Tennessee Titans	435	475	6
Buffalo Bills	422	482	8
N.Y. Jets	409	491	8



PATRIOTS

Team Notes

BETTER THAN AVERAGE

The Patriots win against Oakland on Nov. 19, 2017 gave the team an 8-2 record and guaranteed a finish of .500 or better for the 17th consecutive year. At the conclusion of the 2017 season, the Patriots will be the only NFL team to finish with a record of .500 or better in each of the last 17 years (2001-2017). Each of the other 31 NFL teams has had at least one losing season since 2001. The Patriots are now tied with the Cleveland Browns (1957-73) for the second-longest streak at .500 or better, behind the Dallas Cowboys (1965-85) streak of 21 straight years.

TEAMS WITH THE MOST CONSECUTIVE SEASONS WITH A .500 OR BETTER RECORD

Team	Seasons	Consecutive Seasons at .500 or better
Dallas	1965-85	21
New England	2001-present	17
Cleveland	1957-73	17

13-WIN SEASONS

The Patriots enter the final week of the season with a 12-3 record and a win over the Jets this Sunday will give New England a 13-win season for the seventh time in team history and for the second consecutive season.

PATRIOTS 13-WIN SEASONS

Year	Record
2003	14-2
2004	14-2
2007	16-0
2010	14-2
2011	13-3
2016	14-2

MOST SEASONS WITH 13 OR MORE WINS

Team	13 or more win seasons
San Francisco	9
New England	6
Denver	6
Chicago	5
Green Bay	5
Indianapolis	5

STELLAR INTER-CONFERENCE RECORD

The New England Patriots own a 51-13 (.797) record vs. NFC teams since realignment in 2002, the best inter-conference record in the NFL during that time.

NFL'S BEST INTER-CONFERENCE RECORD SINCE 2002

Team	W	L	T	Pct.
New England	51	13	0	.797
Pittsburgh	43	20	1	.680
Indianapolis	40	24	0	.625
Denver	38	26	0	.594
Baltimore	37	27	0	.578
Philadelphia	37	26	1	.586
Cincinnati	36	25	3	.586
Tennessee	36	28	0	.563
Dallas	36	28	0	.563
Atlanta	35	28	1	.555
Green Bay	35	29	0	.547

BOUNCE BACK PATS

Since the beginning of 2003, the Patriots are 45-6 (.882) in regular season games following a loss. They have dropped back-to-back regular season games in 2006, 2009, 2011, 2012 and 2015 (twice). As a starter in his career, Tom Brady is 45-10 in games following a loss.

UNDEFEATED MONTHS

The Patriots have 24 undefeated months since 2000 after finishing the month of November with a 3-0 record. It is the most undefeated months since 2000, Indianapolis is second with 15 undefeated months during that time.

PATRIOTS UNDEFEATED MONTHS SINCE THE 2000 SEASON (NOT INCLUDING JANUARY)

2001 – December
 2003 – October, November, December
 2004 – September, November
 2005 – December
 2006 – October
 2007 – September, October, November, December
 2008 – December
 2010 – October, December
 2011 – December
 2012 – November
 2013 – September
 2014 – October
 2015 – September, October
 2016 – September, December
2017 – November

SUCCESS WITH BALL SECURITY

The 2016 New England Patriots had just 11 turnovers (two interceptions and nine fumbles), tied with the 2016 Atlanta team for the second fewest turnovers in a 16 game season. The 2010 Patriots and 2011 San Francisco team own the record with 10 turnovers. The 2017 Patriots have 12 turnovers, second only to the nine by Kansas City.

FEWEST GIVEAWAYS IN 16-GAME SEASON

2011	San Francisco	10
2010	New England	10
2016	New England	11
2016	Atlanta	11
2016	Buffalo	12
2014	Green Bay	13
2014	New England	13
2008	Miami	13
2008	New York Giants	13

PROTECTING THE BALL

Since 2008, the Patriots lead the NFL with 66 games without turning the ball over. The Patriots are 59-7 in those games.

ZERO TURNOVER GAMES (SINCE 2008)

Rk	Team	Zero-Turnover Games
1.	New England	66
2.	Green Bay	57
3.	Kansas City	54
4.	San Francisco	48
5t.	Seattle	45
5t.	Baltimore	45
7.	Indianapolis	44
8t.	Carolina	42
8t.	Buffalo	42

DEFENSE

DEFENSE DOMINATES AGAIN

The Patriots defense allowed an NFL-low of 15.6 points per game in 2016, marking the 11th season since 2001 that the team kept opponents under 20 points per game, the most in the NFL over that span. The only other time the Patriots led the NFL in this category was in 2003 when they finished by allowing just 14.9 points per game. The 2017 are allowing 19.3 points per game, which is fifth in the NFL.

SEASONS ALLOWING 20 POINTS PER GAME OR FEWER SINCE 2001

Team	Seasons	Years
New England	11	2001, 2003-04, 2006-10, 2014-16
Baltimore	10	2001, 2003-06, 2008-11, 2014
Pittsburgh	10	2001, 2004-08, 2010-12, 2015
Miami	8	2001-03, 2005-06, 2008, 2011-12
Seattle	8	2005, 2007, 2011-16



PATRIOTS

Team Notes

DEFENSE DENIES I

The Patriots defense held its opponents under 20 points in 11 games in 2016, tied for the most under Bill Belichick. The Patriots held their opponents under 20 points 11 times in 2001 and 2006. The 2017 Patriots had a streak of eight straight games keeping their opponents under 20 points. Overall, the defense held its opponent under 20 points nine times in 2017.

DEFENSE DENIES II

The Patriots led the NFL by allowing just six rushing touchdowns in 2016, tied for the second-lowest total in Patriots history. The Patriots did not allow a rushing touchdown in the final eight games of the 2016 regular season. The 2017 Patriots are second with just six rushing touchdowns, behind the five given up by Tennessee.

Fewest Rushing Touchdowns Allowed by the Patriots in a Season

- 5 - 1991
- 6 - 2016, 2014, 2009 and 1999
- 7 - 2007, 2001, 1966
- 8 - 2015, 2008, 1998, 1977

SEASON HIGH IN SACKS

The Patriots defense recorded a season-high seven sacks in the win vs. Miami on Nov. 26, 2017, including two sacks each by Trey Flowers and Elandon Roberts. It was the most sacks since the Patriots had eight sacks on Sept. 20, 2015, at Buffalo.

RED ZONE TAKEAWAYS

The Patriots defense leads the NFL with six takeaways in the red zone. Baltimore is second with five takeaways in the red zone.

PATRIOTS DEFENSIVE TAKEAWAYS IN THE RED ZONE

1. DL Trey Flowers forced a fumble that was recovered by LB Elandon Roberts vs. Carolina (10/1) when the Panthers reached the New England 13-yard line.
2. CB Malcom Butler forced a fumble at the 1-yard line that resulted in touchback at the New York Jets (10/15).
3. LB Marquice Flowers forced a fumble that was recovered by DB Patrick Chung at Oakland (11/19) after the Raiders reached the New England 15-yard line.
4. CB Stephon Gilmore intercepted a pass in the end zone vs. Miami (11/26) after the Dolphins reached the New England 15-yard line.
5. LB Eric Lee intercepted a pass at the 1-yard line at Buffalo (12/3) after the Bills reached the New England 6-yard line.
6. DB Duron Harmon intercepted a pass in the end zone at Pittsburgh (12/17) with five seconds to play after the Steelers reached the New England 7-yard line.

Additionally, DB Duron Harmon intercepted a pass in the end zone vs. Houston (9/24) on a pass from Houston 46-yard line, and DB Jonathan Jones intercepted a pass vs. the LA Chargers at the New England 1-yard line on a pass from the 23-yard line.

BLOCK PARTY I

The Patriots blocked kicks in three straight weeks in 2017. DL Cassius Marsh blocked a field goal vs. Atlanta (10/22) followed by DL Lawrence Guy blocking a field goal vs. LA Chargers (10/29). Then RB Rex Burkhead blocked a punt at Denver (11/12). It tied for the best stretch of blocked kicks for the Patriots under Bill Belichick. In 2014, they had three straight games with a block. RB Brandon Bolden blocked a punt at San Diego (12/7). LB Jamie Collins blocked a field goal vs. Miami (12/14) and DL Vince Wilfork blocked a field goal at the NY Jets (12/21).

BLOCK PARTY II

The Patriots' record for most kicks blocked in a season sits at six in 1975 (2 extra points, 3 field goals and 1 punt), while they have tallied five in a season on two occasions (2014 and 1973) and four in a season four times (1974, 1977, 1986, 2002).

FOURTH IN BLOCKED KICKS SINCE 2014

MOST BLOCKED KICKS SINCE 2014

Philadelphia Eagles	15
Miami Dolphins	13
Baltimore Ravens	13
New England Patriots	12 (8 FGs, 2 XPs and 2 punt)
Los Angeles Rams	10

FIRST FAKE PUNT SINCE 2004

Nate Ebner took a direct snap on a fake punt play vs. Miami (11/26) that resulted in a first down. It is the first fake punt attempt for the Patriots since the team ran a fake punt vs. Cincinnati on Dec. 12, 2004, when Larry Izzo was stopped for no gain.

MOST FORCED SAFETIES SINCE 2015

MOST SAFETIES SCORED SINCE 2015

New England Patriots	5
Arizona Cardinals	4
Detroit Lions	4
Seattle Seahawks	3
Los Angeles Rams	3

SAFETY DANCE

DB Brandon King tackled Chargers PR Travis Benjamin in the end zone on a punt return for a safety vs. LA Chargers on Oct. 29, 2017. The Patriots recorded the NFL's first safety on a punt since the New Orleans Saints recorded a safety on a punt at Tennessee on Sept. 21, 2003.

It was the Patriots first special teams safety since Dec. 9, 1979, when the Jets fumbled a snap on a punt out of the end zone. It marked the second time in team history that they recorded a safety on a punt return. On Oct. 31, 1965, at the San Diego Chargers. DB Jay Cunningham tackled a Chargers player in the end zone during a punt return.

DEFENSE NETS THIRD SAFETY

The Patriots set a new franchise mark with three safeties in 2016. The defense registered safeties in back-to-back games - at Cleveland (10/9) when QB Cody Kessler fumbled out of the end zone and when LB Dont'a Hightower registered one in the win vs. Cincinnati (10/16) when he sacked QB Andy Dalton in the end zone. DL Malcom Brown then registered the third safety when he dropped Baltimore RB Kenneth Dixon in the end zone on Dec. 12, 2016. The Patriots had two safeties in a season six previous times (1963, 1965, 1967, 1969, 1978 and 1985). The NFL record for most safeties in a season is four by many teams.



PATRIOTS

Team Notes

OFFENSE

TAKING CARE OF BALL PAYS OFF

Since 2002, the Patriots are an NFL-best 121-18 when throwing no interceptions.

TEAM	GAMES WITH 0 INTS	W-L-T	WIN PCT.
New England	139	121-18-0	.871
Kansas City	126	82-44-0	.651
Green Bay	115	96-18-1	.839
Jacksonville	114	70-44-0	.614
San Francisco	113	75-37-1	.668
Seattle	113	83-29-1	.739
Philadelphia	111	81-30-0	.730
Minnesota	111	74-36-1	.671
Indianapolis	111	89-22-0	.802
Atlanta	107	78-28-1	.734
New Orleans	106	82-24-0	.774

SEASON HIGH IN RUSH YARDS

The Patriots rushed for a season high 196 yards vs. Miami (11/26), the highest output since the team had 246 yards rushing at Indianapolis on Nov. 16, 2014.

RUSH GAME ATTACKS AGAIN

The Patriots rushed for 196 yards vs. Miami (11/26) followed by a 191-yard rushing performance at Buffalo (12/3). It is the highest two-game effort since the 2012 season when the Patriots tallied 247 rushing yards at Buffalo (9/30/12) followed by 251 yards vs. Denver (10/07/12).

OPENING 2ND HALF STRONG

The Patriots have an NFL-best 57 points on the first drive of the second half, the most in the NFL, while the N.Y. Giants are last with 10 points on their first possession of the second half.

RUSH TO VICTORY

Since 2000, New England is 47-1 in the regular season when a Patriot eclipses 100 yards rushing. The only loss during the Bill Belichick era came at Miami on Dec. 20, 2004, when Corey Dillon rushed for 121 yards on 26 carries and the Patriots lost to the Dolphins, 29-28. Since then, New England is 34-0 with a 100-yard rusher. In 2017, RB Dion Lewis rushed for 112 yards on 15 carries in a Patriots 35-17 win over Miami (11/26/17) and 129 on 24 carries vs. Buffalo (12/24/17).

FINAL MINUTE SCORING

The Patriots scored in the final minute of the first half for the 10th time in 2017 at Miami (12/11).

FINAL MINUTE SCORING

- 13-yard TD pass with 13 seconds to play at New Orleans (9/17/17)
- 58-yard field goal with no time remaining vs. Carolina (10/1/17)
- 23-yard field goal with 40 seconds to play at Tampa Bay (10/5/17)
- 2-yard TD pass with 9 seconds to play at NY Jets (10/15/17)
- 2-yard TD pass with 21 seconds to play vs. Atlanta (10/22/17)
- 36-yard field goal with 24 seconds to play vs. L.A. Chargers (10/29/17)
- 11-yard TD pass with 25 seconds to play at Denver (11/12/17)
- 62-yard field goal with no time remaining at Oakland (11/19/17)
- 39-yard field goal with 15 seconds to play at Buffalo (12/03/17)
- 46-yard field goal with two seconds to play at Miami (12/11/17)

PATS SET NEW NFL PICK RECORD

The Patriots set an NFL record by throwing just two interceptions in 2016. The previous NFL record for fewest interceptions thrown in a season by an NFL team since the 1970 merger was five. The 2016 Patriots had just two interceptions in 550 pass attempts.

FEWEST INTERCEPTIONS IN A SEASON

Year	Team	Int.	Pass Attempts
2016	New England	2	550
2010	New England	5	507
2011	San Francisco	5	451
1990	Kansas City	5	449
1990	NY Giants	5	398
1966	Green Bay	5	318
1960	Cleveland	5	264

TWO 1,000-YARD RECEIVERS

Rob Gronkowski (1,084) and Brandin Cooks (1,003) both reached 1,000 yards in 2017. It is the sixth time that the Patriots have had two players reach 1,000 yards in a season. Kansas City is the only other team that has two 1,000-yard receivers in 2017 with Tyreek Hill (1,183) and Travis Kelce (1,038).

2014 - Brandin Cooks (1,003) and Rob Gronkowski (1,084)

- 2011 - Wes Welker (1,569) and Rob Gronkowski (1,327)
- 2009 - Wes Welker (1,348) and Randy Moss (1,264)
- 2008 - Wes Welker (1,165) and Randy Moss (1,008)
- 2007 - Wes Welker (1,175) and Randy Moss (1,493)
- 1979 - Harold Jackson (1,013) and Stanley Morgan (1,002)

TWO SCORE 2 RECEIVING TDS

The Patriots had two players finish with two receiving touchdowns with WR Chris Hogan and WR Brandin Cooks each scoring on two passes in the win vs. Houston (9/24/17). It is the first time the Patriots have had two players finish with two touchdowns since Oct. 28, 2012, when TE Rob Gronkowski and WR Wes Welker each had two touchdown receptions.

GAMES UNDER TOM BRADY WHERE THE PATRIOTS HAD TWO PLAYERS WITH AT LEAST TWO TOUCHDOWN RECEPTIONS

GAME	PLAYERS WITH AT LEAST TWO TOUCHDOWN RECEPTIONS
Sept. 24, 2017 vs. Houston	Brandin Cooks (2) and Chris Hogan (2)
Oct. 28, 2012 at St. Louis	Rob Gronkowski (2) and Brandon Lloyd (2)
Sept. 25, 2011 at Buffalo	Rob Gronkowski (2) and Wes Welker (2)
Nov. 25, 2010 at Detroit	Deion Branch (2) and Wes Welker (2)
Oct. 18, 2009 vs. Tennessee	Randy Moss (3) and Wes Welker (2)
Oct. 21, 2007 at Miami	Randy Moss (2) and Wes Welker (2)



HIGHLIGHTS

PATRIOTS

*The Patriots passed the Oakland Raiders (5 - 1973-1977) to become the only team to advance to six straight conference championship games.

*The Patriots have won nine straight division titles (2009-17), the most in NFL history. The Los Angeles Rams (7-1973-79) have the second most consecutive division titles in NFL history.

*The Patriots have 17 straight winning seasons to move past the San Francisco 49ers (16-1983-98) and the Dallas Cowboys (16-1970-85) for the most consecutive winning seasons since the 1970 merger.

*The Patriots have qualified for the playoffs for nine straight seasons, tying Dallas (1975-83) and Indianapolis (2002-10) for the most consecutive playoff seasons in NFL history.

*The Patriots have advanced in the postseason for six straight seasons (2011-2016) to match the record of six straight seasons of postseason advancement by the Dallas Cowboys (1991-96).

2017 HONORS & AWARDS

QB TOM BRADY

- ★ AFC Offensive Player of the Week (Wk 2 at NO., Wk 3 HOU and WK 10 at DEN)
- ★ AFC Offensive Player of the Month (November)
- ★ AFC Pro Bowl

FB JAMES DEVELIN

- ★ AFC Pro Bowl

K STEPHEN GOSTKOWSKI

- ★ AFC Special Teams Player of the Week (Wk. 11 at OAK)

TE ROB GRONKOWSKI

- ★ AFC Offensive Player of the Week (Wk 15 at PIT)
- ★ AFC Pro Bowl

RB DION LEWIS

- ★ AFC Special Teams Player of the Week (WK 10 at DEN)

SPT MATTHEW SLATER

- ★ AFC Pro Bowl

BILL BELICHICK

*Bill Belichick reached his seventh Super Bowl in 2016 to move past Don Shula (6) for the most conference titles as a head coach.

*Belichick has five Super Bowl wins as a head coach to move past Pittsburgh's Chuck Noll for the most Super Bowl wins by a head coach in Super Bowl history.

*Belichick won his 15th division title in 2017 to extend his record. Tom Landry and Don Shula (13) are next among all head coaches.

*Bill Belichick now has 249 regular seasons wins. He is behind Don Shula (328), George Halas (318) and Tom Landry (250).

*Belichick set the postseason mark with his six straight season of playoff advancement (2011-2016). Belichick (2003-07), John Harbaugh (2008-12), Mike Holmgren (1993-97), John Madden (1973-77) and Andy Reid (2000-04) won a playoff game in five consecutive seasons.

TOM BRADY

*Tom Brady has 220 wins overall (195 in the regular season and 25 in the postseason) and passed Peyton Manning (200: 186 in the regular season and 14 in the postseason) to become the all-time leader for most wins by an NFL quarterback.

*Brady (195) has the most regular seasons wins and is just the third NFL quarterback with 180 career regular season wins. Brett Favre (186) and Peyton Manning (186) are tied for second.

*Brady threw 28 touchdowns and only two interceptions in 2016 for a TD/INT. ratio of 14.00, the best ever in a single season.

*Brady threw just two interceptions in 432 pass attempts in 2016 for an interception percentage of 0.46, the fourth lowest in NFL history.

*Brady became the fourth NFL quarterback to reach 65,000 passing yards in the win at Buffalo (12/3/17). He now has 65,969 passing yards, fourth in NFL history.

*Brady has 30 AFC Offensive Player of the Week honors, the most in NFL history.

*Brady is now in his 18th season, as the longest tenured player in franchise history, surpassing the 16 seasons by Steve Grogan (1975-90).

*Brady's 18 seasons with one team are the most by an NFL quarterback with John Brodie (San Francisco) and Dan Marino (Miami) second with 17 seasons.



PATRIOTS

Sustaining Success

PATRIOTS ARE MOST FREQUENT SUPER BOWL TEAM OVER LAST 33 YEARS

The Patriots have won nine conference championships since the 1984 season and have more conference titles than any other team over the last 33 years [since 1984]. Additionally, the Patriots' eight conference titles over the last 28 years are three more than the next closest team and New England's seven conference titles over the last 18 years are more than any other team.

Most Super Bowl Wins in Last 13 Seasons (2004-2016)

New England	3
Pittsburgh	2
N.Y. Giants	2
6 Other Teams	1

Most Super Bowl Wins in Last 23 Seasons (1994-2016)

New England	5
Denver	3
Pittsburgh	2
Green Bay	2
N.Y. Giants	2
Baltimore	2
7 Other Teams	1

Most Super Bowl Wins in Last 33 Seasons (1984-2016)

New England	5
N.Y. Giants	4
San Francisco	4
Dallas	3
Denver	3
4 Other Teams	2
6 Other Teams	1

Most Conference Championships in Last 10 Seasons (2007-2016)

New England	4
Denver	2
Pittsburgh	2
N.Y. Giants	2
Seattle	2
7 Other Teams	1

Most Conference Championships in Last 13 Seasons (2004-2016)

New England	5
Pittsburgh	3
Seattle	3
Denver	2
Indianapolis	2
N.Y. Giants	2
8 Other Teams	1

Most Conference Championships in Last 18 Seasons (1999-2016)

New England	7
Pittsburgh	3
N.Y. Giants	3
Seattle	3
5 other teams	2

Most Conference Championships in Last 23 Seasons (1994-2016)

New England	8
Pittsburgh	4
Denver	4
Green Bay	3
N.Y. Giants	3
Seattle	3
5 Other Teams	2

Most Conference Championships in Last 28 Seasons (1989-2016)

New England	8
Denver	5
Buffalo	4
N.Y. Giants	4
Pittsburgh	4
3 Other Teams	3

Most Conference Championships in Last 33 Seasons (1984-2016)

New England	9
Denver	7
N.Y. Giants	5
San Francisco	5
Buffalo	4
Pittsburgh	4
3 Other Teams	3

WHAT HAVE YOU DONE FOR ME LATELY?

Since the 2011 season, the Patriots have maintained their spot atop the NFL in terms of regular season winning percentage and regular season points scored. Since the beginning of the 2011, 2012 and 2013 season, the Patriots have the NFL's highest winning percentage and scored the most points in the NFL.

HIGHEST WINNING PERCENTAGE SINCE 2011

TEAM	W	L	T	PCT.	PF	PA
New England	87	24	0	.784	3320	2370
Green Bay	73	37	1	.662	3005	2531
Seattle	72	38	1	.653	2663	1920
Denver	72	39	0	.649	2831	2380
Pittsburgh	72	39	0	.649	2676	2209
Cincinnati	64	45	2	.586	2533	2208
Carolina	64	46	1	.581	2690	2422
New Orleans	63	48	0	.568	3124	2746

HIGHEST WINNING PERCENTAGE SINCE 2012

TEAM	W	L	T	PCT.	PF	PA
New England	74	21	0	.779	2807	2028
Seattle	65	29	1	.689	2342	1605
Denver	64	31	0	.674	2522	1990
Pittsburgh	60	35	0	.632	2351	1982
Carolina	58	36	1	.616	2284	1993
Green Bay	58	36	1	.616	2445	2172
Cincinnati	55	38	2	.589	2189	1885
Kansas City	54	41	0	.568	2176	1924

HIGHEST WINNING PERCENTAGE SINCE 2013

TEAM	W	L	T	PCT.	PF	PA
New England	62	17	0	.785	2250	1697
Seattle	54	24	1	.690	1930	1360
Kansas City	52	27	0	.658	1965	1499
Pittsburgh	52	27	0	.658	2015	1668
Carolina	51	27	1	.652	1927	1630
Denver	51	28	0	.646	2041	1701
Arizona	48	30	1	.614	1865	1691
Green Bay	47	31	1	.601	2012	1836

MOST POINTS SCORED SINCE 2011

Team	Points
New England	3320
New Orleans	3124
Green Bay	3005
Denver	2831
Philadelphia	2793
Atlanta	2765
Dallas	2695
Carolina	2690

MOST POINTS SCORED SINCE 2012

Team	Points
New England	2807
New Orleans	2577
Denver	2522
Green Bay	2445
Philadelphia	2397
Atlanta	2363
Pittsburgh	2351
Seattle	2342

MOST POINTS SCORED SINCE 2013

Team	Points
New England	2250
Philadelphia	2117
New Orleans	2116
Denver	2041
Pittsburgh	2015
Green Bay	2012
Kansas City	1965
Dallas	1950



INSIDE

The Numbers

BY THE NUMBERS

3

The Patriots blocked kicks in three consecutive games with Rex Burkhead blocking a punt at Denver (11/12/17), Lawrence Guy blocking a FG vs. LA Chargers (10/29/17) and Cassius Marsh blocking a FG vs. Atlanta (10/22/17).

4

Stephen Gostkowski executed a successful onside kick vs. Washington (11/08/15) and vs. Philadelphia (12/06/15). It was his third (Cleveland - 12/08/13) and the fourth in team history. The first came when Jim Lee Hunt recovered a Gino Cappelletti kick at the end of the first half in a 26-10 win vs. the NY Jets (9/27/64).

4

The 2017 Patriots had four rookie free agents make the 53-man opening day roster - DL Adam Butler, OL Cole Croston, TE Jacob Hollister and LB Harvey Langi. It is the third-most rookie free agents in the Bill Belichick era. The Patriots had six rookie free agents make the team in 2013 and five in 2000.

5

The Patriots have scored five safeties since 2015, the most in the NFL over that span.

6

The Patriots defense has six red zone takeaways in 2017, the most in the NFL. Baltimore is second with five.

5.21

RB Dion Lewis is third in the NFL with a 5.21-yard average. He can become the fifth Patriots running back to average 5 yards per carry in a season if he maintains his current pace.

9

The Patriots are the only team that have made the playoffs in each of the last nine seasons (2009-17).

10

The Patriots have scored in the final minute of the first half in 10 of 15 games in 2017.

14

The Patriots had a streak of 14 straight road wins, second best in NFL history to the 18 straight road wins by San Francisco.

14

The Patriots have had a rookie free agent make the 53-man opening day roster for 14 straight seasons, the third most, behind the Chargers (21) and Colts (19).

16

The Patriots have 16 first-team All-Pro selections via the draft since 2000, which ranks behind only Carolina (18) and Seattle (17). The Patriots 63 Pro Bowl selections via the draft since 2000 is a league-leading total, followed by Dallas (62).

17

The Patriots have gone 17 straight seasons without being swept by a division opponent after beating each of the AFC East teams in 2017, extending the longest such streak since the 1970 NFL merger.

17

The Patriots have won nine or more games in 17 straight seasons, the most in the NFL.

22

The Patriots have scored on the final possession of the first half and the opening possession of the second half 22 times since 2009, first in the NFL. New Orleans is second with 16 such occurrences.

50.3

The Patriots have scored 81 times on 161 offensive drives (45 tds and 36 fgs) and lead the NFL in scoring efficiency at 50.3.

51

The Patriots are 51-13 (.797) against NFC teams since re-alignment in 2002, the best inter-conference record in the NFL during that time.

62

Stephen Gostkowski kicked a Patriots record 62-yard field goal in Mexico City against Oakland on Nov. 19, 2017. His previous long was from 58 yards earlier this season vs. Carolina (10/1/17).

75

Rob Gronkowski and Tom Brady have connected on 75 touchdown passes. It is the second most connections between a quarterback and a tight end in NFL history and is fifth overall.

TOM BRADY BY THE NUMBERS

1.1

Tom Brady has the lowest interception percentage since 2015 with a 1.1 percentage. He has thrown just 17 interceptions on 1,600 pass attempts during that time.

TOM BRADY BY THE NUMBERS (continued)

5

Brady is the only QB with five Super Bowl wins. He joined Hall of Fame DL Charles Haley (5) as the only other NFL player with five Super Bowl wins.

7

Brady won his seventh conference title in 2016 and moved past DL Mike Lodish for the most Super Bowls played with seven in Super Bowl LI. Lodish played in six (four with Buffalo and two with Denver).

11

Brady played in his 11th conference championship game in 2016 to move past Gene Upshaw and George Blanda (10) for the most conference championship game appearances.

16

Brady set a Super Bowl record with 16 straight pass completions in Super Bowl XLVI vs. the New York Giants.

19

The longest streak of consecutive pass completions by Brady in a regular season game (Sept. 10, 2015 vs. Pittsburgh), a team record.

90.2

The percent of quarterback keepers converted by Brady (110 of 122) for first downs (84-of-92 on third-and-2 or less and 26-of-30 on fourth-and-2 or less).

4,387

Brady is leading the NFL in 2017 with 4,387 yards at age 40. The oldest player to lead the league in passing was Fran Tarkenton with 3,468 yards in 1978 at age 38.

THE KRAFT ERA

5

The number of Super Bowl championships the Patriots have won since Robert Kraft purchased the team in 1994. That mark is the highest total in the NFL over that span.

8

The number of conference championships the Patriots have won since Robert Kraft purchased the team in 1994, an NFL record for most conference championships as an owner.

17

The number of division championships won by the Patriots since Kraft purchased the team in 1994.

19

The number of playoff seasons earned by the Patriots in the 24 seasons since Robert Kraft purchased the team.

41

The number of playoff games the Patriots have appeared in since 1994, the most in the NFL. Green Bay has the second most with 36.

260

The number of consecutive home games that have been sold out, including all playoff and preseason games dating back to the 1994 season opener.

295

The number of games the Patriots have won since Robert Kraft purchased the franchise in 1994. Prior to Kraft's ownership, the team had won 225 total games in its entire 34-year history from 1960-93.

THE BELICHICK ERA

3

Bill Belichick (275 wins) moved past Tom Landry for third place on the NFL wins list.

4

Bill Belichick is the first coach to lead his team to four 500-point seasons (2007, 2010-12).

5

Bill Belichick has won five Super Bowls as a head coach, the most Super Bowl wins by a head coach in NFL history.

5

The number of 14-win seasons by Bill Belichick, the most among all NFL coaches.


10

Super Bowl LI was Belichick's 10th Super Bowl overall, including seven as a head coach and three as an assistant coach.



BILL BELICHICK

NEWS & NOTES



23RD SEASON AS HEAD COACH • 43RD NFL SEASON


Overall Record: 275-128 (.682) • **Regular Season:** 249-118 (.678) • **Postseason:** 26-10 (.722)

With Patriots overall (2000-17): 238-83 (.741)

Super Bowl Titles: 7 (86, 90, 01, 03, 04, 14, 16) • **Conf. Titles:** 10 (86, 90, 96, 01, 03, 04, 07, 11, 14, 16)

Division Titles: 21 (75, 78, 86, 89, 90, 96, 98, 01, 03, 04, 05, 06, 07, 09, 10, 11, 12, 13, 14, 15, 16, 17)

Bill Belichick is the only head coach in NFL history to win five Super Bowl titles. He won more regular season games (123) and more games overall (136) during a 10-year stretch (2002-11) than any other coach in NFL history. In the 2007 season, Belichick led the Patriots to the fourth undefeated and untied regular season in NFL history and the first since the NFL established a 16-game schedule in 1978. His 43 consecutive years as an NFL coach are second in NFL history to 45 by Tennessee's Dick LeBeau.



AMONG THE GREATS

Bill Belichick has recorded 275 career wins, which is third in NFL history. Belichick owns a career winning percentage of .682 which is tied for the highest all-time, in NFL history.

TOP WINNING PERCENTAGE AMONG HEAD COACHES WITH AT LEAST 160 WINS (INCL. POSTSEASON)

HEAD COACH	TEAM(S)	YEARS	W	L	T	PCT.
BILL BELICHICK	CLE/NE	1991-95,2000-17	275	128	0	.682
George Halas	CHI	1920-29,33-41,46-55,58-67	324	151	31	.682
Don Shula	BAL/MIA	1963-95	347	173	6	.666
Curly Lambeau	GB/CHI/WAS	1921-53	229	134	22	.630

NOTE: Winning percentage calculated using current NFL rules, counting a tie as a half-win, half-loss.

MOVING ON UP

Bill Belichick ranks third all-time in NFL history with 275 career wins.

MOST WINS NFL COACHES

HEAD COACH	TEAM(S)	YEARS	W	L	T
1. Don Shula	BAL/MIA	1963-95	347	173	6
2. George Halas	CHI	1920-29,33-41,46-55,58-67	324	151	31
3. BILL BELICHICK	CLE/NE	1991-95,2000-17	275	128	0
4. Tom Landry	DAL	1960-88	270	178	6
5. Curly Lambeau	GB/CHI/WAS	1921-53	229	134	22

SUPER SUCCESS

Bill Belichick has won five Super Bowls, the most by a head coach.

MOST SUPER BOWL VICTORIES

HEAD COACH	TEAM	TITLES	SEASONS
Bill Belichick	New England	5	2001, 2003, 2004, 2014, 2016
Chuck Noll	Pittsburgh	4	1974, 1975, 1978, 1979
Joe Gibbs	Washington	3	1982, 1987, 1991
Bill Walsh	San Francisco	3	1981, 1984, 1988

NOTE: Sorted by most recent championship. Super Bowls have determined NFL champion since 1966.

MOST CONSECUTIVE DIVISION TITLES

Bill Belichick is the first NFL coach to lead his team to nine consecutive division titles after claiming th title in 2017. Paul Brown (1950-55), Tom Landry (1966-71), Bud Grant (1973-78) and Chuck Noll (1974-79) led their teams to six straight titles.

NFL COACHES WITH THE MOST CONSECUTIVE DIVISION TITLES

Head Coach	Teams	Consecutive Division Titles
Bill Belichick	Patriots	9 (2009-2017)
Paul Brown	Cleveland	6 (1950-1955)
Tom Landry	Dallas	6 (1966-1971)
Bud Grant	Minnesota	6 (1973-1978)
Chuck Noll	Pittsburgh	6 (1974-1979)

ELITE COMPANY

Bill Belichick is one of four NFL head coaches to win five or more championships since the league began postseason play in 1933, but the only one to win five Super Bowls. Belichick joined an exclusive club in which each of the four other members has been enshrined in the Pro Football Hall of Fame.

HEAD COACHES WITH FOUR OR MORE NFL TITLES (Listed alphabetically)

HEAD COACH	CHAMPIONSHIP TEAM(S)
Bill Belichick	5- Patriots (2001, 03, 04, 14, 16)
Vince Lombardi	5- Green Bay Packers (1961, 62, 65, SB I, II)
George Halas	6- Chicago Bears (1921, 33, 40, 41, 46, 63)
Curly Lambeau	6- Green Bay Packers (1929, 30, 31, 36, 39, 44)

3X COACH OF THE YEAR

The Associated Press named Bill Belichick the NFL's Coach of the Year in 2010, the third time that Belichick earned the honor. He was also named Coach of the Year following the 2003 and 2007 seasons, joining Don Shula (4-time winner) and Chuck Knox as the only three-time winners.



BILL BELICHICK

NEWS & NOTES

200 WINS WITH PATS

Bill Belichick now has 213 career regular season wins with the Patriots, the fifth NFL coach to reach 200 regular season wins with one team.

NFL HEAD COACHES WITH THE MOST WINS WITH ONE TEAM

Coach	Team	W	L	T
George Halas	Chicago	318	148	31
Don Shula	Miami	257	133	2
Tom Landry	Dallas	250	162	6
Bill Belichick	Patriots	213	74	0
Curly Lambeau	Green Bay	209	104	21
Chuck Noll	Pittsburgh	193	148	1

CAREER MILESTONE FOR BELICHICK

Belichick (249) is just the sixth NFL head coach to reach 200 career regular-season victories, joining Don Shula (328), George Halas (318), Tom Landry (250), Curly Lambeau (226) and Marty Schottenheimer (200). He needs one more win to tie Tom Landry at 250 for third all-time.

Head Coach	Teams	W	L	T
Don Shula	Colts/Dolphins	328	156	6
George Halas	Bears	318	148	6
Tom Landry	Cowboys	250	162	6
Bill Belichick	Browns/Patriots	249	118	0
Curly Lambeau	Packers/Cardinals/Redskins	226	132	22

BETTER THAN AVERAGE

Bill Belichick has led the Patriots to 17 straight seasons with a winning record (2001-2017), second all-time behind Tom Landry (1966-85), whose Dallas Cowboys accomplished the feat 20 times from 1966-85.

MOST CONSECUTIVE SEASONS WITH A WINNING RECORD

HEAD COACH	TEAM	YEARS
Tom Landry	Dallas	20 - 1966-1985
Bill Belichick	New England	17 - 2001-2017
Curly Lambeau	Green Bay	14 - 1934-1947
Curly Lambeau	Green Bay	12 - 1921-1932
George Halas	Chicago	10 - 1933-1942
John Madden	Oakland	10 - 1969-1978

10-WIN SEASONS

Bill Belichick has coached the Patriots to 15 straight seasons with 10 or more wins after the 2017 Patriots won their 10th game at Buffalo on Dec. 3, adding to his NFL record streak. In 2011, Belichick became the first coach in NFL history with nine straight seasons with at least 10 victories. George Seifert has the second most consecutive 10-win seasons with eight from 1989-1996 for San Francisco.

11-WIN SEASONS

Bill Belichick extended his NFL record to fifteen 11-win seasons after the Patriots earned their 11th win of the 2017 season at Pittsburgh on Dec. 17. Belichick has fourteen 11-win seasons with New England and one with Cleveland.

NFL HEAD COACHES WITH THE MOST 11-WIN SEASONS

Bill Belichick	15
Don Shula	13
Tom Landry	10

12-WIN SEASONS

Bill Belichick owns the NFL record among head coaches with 11 seasons of 12 or more wins. He will look to add his seventh 12-win season with a win this week against the Jets. Tony Dungy (2003-08) and Tom Landry (1976-81) are second with six straight 12-win seasons.

NFL HEAD COACHES WITH THE MOST 12-WIN SEASONS

Head Coach	Team(s)	12-win Seasons
Bill Belichick	NE	11
Don Shula	BAL, MIA	8
Tony Dungy	IND	6
Tom Landry	DAL	6
Marty Schottenheimer	CLE, KC, SD	5

13-WIN SEASONS

Bill Belichick is the first head coach in NFL history with 13 or more wins in six different seasons. He will look to add his seventh 13-win season with a win this week against the Jets. George Seifert is second with four 13-win seasons.

Year	Record
2003	14-2
2004	14-2
2007	16-0
2010	14-2
2011	13-3
2016	14-2

FIRST WITH 14 WINS IN 5 SEASONS

Bill Belichick guided the Patriots to an NFL-best 14-2 record in 2016, becoming the first head coach ever to win at least 14 regular-season games in five separate seasons. Only four other coaches — San Francisco's George Seifert (3), Washington's Joe Gibbs (2), Chicago's Mike Ditka (2) and Miami's Don Shula (2) — have more than one 14-win season.

BELICHICK'S DIVISIONAL SUCCESS

HEAD COACHES WITH THE HIGHEST WINNING PERCENTAGE AGAINST DIVISION OPPONENTS (SINCE 1970 - MINIMUM 60 GAMES)

Head Coach	Teams	W	L	T	Win Pct.
Mike McCarthy	Green Bay	50	20	1	.711
George Allen	LA Rams/Washington	42	18	2	.700
Bud Grant	Minnesota	69	31	1	.688
Tom Landry	Dallas	101	46	0	.687
Bill Belichick	Cleveland/New England	98	51	0	.657
Marty Schottenheimer	CLE/KC/SD/WAS	95	51	0	.651

THE HEAD COACHES WITH THE MOST WINS AGAINST DIVISION OPPONENTS SINCE 1970

Head Coach	Teams	Wins vs. Div. Opponents
Don Shula	Miami	132
Tom Landry	Dallas	101
Bill Belichick	CLE/NE	98
Dan Reeves	DEN/NYG/ATL	95
Marty Schottenheimer	CLE/KC/SD/WAS	95

DECEMBERS TO REMEMBER

Bill Belichick is 63-13 (.829) in December with New England, the best record in December among head coaches with one team in NFL history (min. 25 games). George Seifert is second (27-6, .818).



BILL BELICHICK

NEWS & NOTES

DIVISION TITLES RECORD

Bill Belichick guided the Patriots to the AFC East title in 2017. His 15 division titles are the most by a head coach since the 1970 merger. Don Shula is second with 11 division titles since the merger. Overall, Belichick's 15 division titles are the most in NFL history among NFL head coaches. Shula and Tom Landry are second with 13 titles.

BELICHICK'S PATRIOTS RENAISSANCE

Once head coach Bill Belichick implemented his coaching design on the Patriots, his approach has given him the best record of any NFL head coach who has coached over 40 games since 2001 (including the postseason).

NFL COACHES' RECORDS SINCE 2001

COACH	TEAM	W	L	T	PCT.
Bill Belichick	New England	233	72	0	.761
Tony Dungy	Tampa Bay/Indianapolis	101	41	0	.711
Jim Harbaugh	San Francisco	49	22	1	.688
Bill Cowher	Pittsburgh	70	35	1	.665
Mike Tomlin	Pittsburgh	123	67	0	.647
Mike McCarthy	Green Bay	131	77	1	.629
Pete Carroll	Seattle	88	52	1	.628
Mike Martz	St. Louis	46	29	0	.613
Andy Reid	PHIL/KC	176	115	1	.604
Bruce Arians	Arizona	49	32	1	.604
Sean Payton	New Orleans	111	74	0	.600
Dan Quinn	Atlanta	30	20	0	.600

ABOVE THE CENTURY MARK

Bill Belichick has an overall record of 275-128. He joins Don Shula and George Halas as the only coaches with 100 more wins than losses.

MOST WINS NFL COACHES

HEAD COACH	TEAM(S)	W	L	T
Don Shula	BAL, MIA	347	173	6
George Halas	Chicago	324	151	31
Bill Belichick	CLE, NE	275	128	0

500+ FOR THREE STRAIGHT YEARS

Bill Belichick is the first head coach in NFL history to lead a team to three straight 500-point seasons (2010-12) and four overall (2007-589, 2010-518, 2011-513 and 2012-557). St. Louis is the only other team to have done it three times (1999-526, 2000-540, 2001-503).

1ST-TIME QBS 6-0 UNDER BELICHICK

Under head coach Bill Belichick, quarterbacks are 6-0 in their first career starts.

QB	Game	Score
Todd Philcox	Cleveland at LA Rams (9/20/93)	28-16 (W)
Eric Zeier	Cleveland at Cincinnati (10/29/95)	29-26 (W)
Tom Brady	Patriots vs. Indianapolis (9/30/01)	44-13 (W)
Matt Cassel	Patriots at NY Jets (9/14/08)	19-10 (W)
Jimmy Garoppolo	Patriots at Arizona (9/11/16)	23-21 (W)
Jacoby Brissett	Patriots vs. Houston (9/22/16)	27-0 (W)

POSTSEASON PROWESS

BEST POSTSEASON RECORDS IN NFL HISTORY

COACH	TEAM(S)	W	L	PCT.
Vince Lombardi	GB/WAS	9	1	.900
Tom Flores	Oakland	8	3	.727
Bill Belichick	CLE/NE	26	10	.722
Bill Walsh	San Francisco	10	4	.714
Joe Gibbs	Washington	17	7	.708
Jimmy Johnson	DAL/MIA	9	4	.692

MOST POSTSEASON GAMES AS A HEAD COACH

HEAD COACH	GAMES
Bill Belichick (Cleveland/New England)	36
Tom Landry (Dallas)	36
Don Shula (Baltimore/Miami)	36

PLAYOFF SUCCESS

MOST PLAYOFF WINS BY AN NFL HEAD COACH

HEAD COACH	TEAM(S)	WINS
Bill Belichick	Cleveland Browns, NE Patriots	26
Tom Landry	Dallas Cowboys	20
Don Shula	Baltimore Colts, Miami Dolphins	19
Joe Gibbs	Washington Redskins	17
Chuck Noll	Pittsburgh Steelers	16

TEN SB APPEARANCES ARE A RECORD

Super Bowl LI was Bill Belichick's 10th Super Bowl in his career, the most appearances by an NFL coach in history.

MOST SUPER BOWL APPEARANCES AS A HEAD COACH OR ASSISTANT

HEAD COACH	SUPER BOWLS
Bill Belichick	10 (seven as a head coach)
Dan Reeves	7 (four as a head coach)
Don Shula	6 (six as head coach)
Tom Landry	5 (five as a head coach)
Chuck Noll	5 (four as a head coach)
Marv Levy	5 (four as a head coach)

11 CONFERENCE CHAMPIONSHIP GAMES

Bill Belichick reached his 11th conference championship game as a head coach in 2016 to move past Tom Landry (10) for the most since the 1970 merger.

HEAD COACH	CONFERENCE CHAMPIONSHIPS
Bill Belichick	11
Tom Landry	10
Don Shula	7
Chuck Noll	7
John Madden	6
Bill Cowher	6


SUPER COMEBACK

Bill Belichick coached the Patriots back from a 25-point deficit to win Super Bowl LI. A comeback of that magnitude is extremely rare. There had been 2,656 games where a team led by 25 points or more in NFL history, including the postseason. Teams leading by 25 have recorded 2,647 wins, 7 losses and 2 ties, a winning percentage of .997.



TOM BRADY

NEWS & NOTES



CAREER NOTES

Tom Brady has quarterbacked the Patriots to victories in 195 of his 250 career regular season starts, compiling a .780 winning percentage and giving him the best record of any quarterback in the Super Bowl era (since 1966). Brady's 155 career wins in his first 200 starts are the most in NFL history. Peyton Manning is second with 136 wins in his first 200 career starts.

RECORDING SUCCESS

TOP WINNING PERCENTAGE IN SUPER BOWL ERA (Since 1966, Minimum 50 Starts, Regular Season Only)

PLAYER	TEAM(S)	YEARS	W	L	T	PCT.
TOM BRADY	NE	2000-17	195	55	0	.780
Roger Staubach	DAL	1969-79	85	29	0	.746
Joe Montana	SF/KC	1979-94	117	47	0	.713
Russell Wilson	SEA	2012-17	65	29	1	.689

ACTIVE QUARTERBACKS WINNING PERCENTAGE

Minimum 32 Starts (two full seasons), Regular Season Only

QUARTERBACK	TEAM(S)	W	L	T	PCT.
TOM BRADY	NE	195	55	0	.780
Russell Wilson	SEA	65	29	1	.689
Ben Roethlisberger	PIT	135	63	0	.682
Aaron Rodgers	GB	94	48	0	.662
Andrew Luck	IND	43	27	0	.614
Joe Flacco	BAL	92	61	0	.601
Matt Ryan	ATL	94	63	0	.599
Alex Smith	SF/KC	88	62	1	.586
Cam Newton	CAR	62	44	1	.584
Andy Dalton	CIN	62	44	2	.583
Drew Brees	SD/NO	142	105	0	.575

11 AFC CHAMPIONSHIP GAME APPEARANCES

The Patriots have reached 11 conference championship games in the Tom Brady - Bill Belichick era (since 2001 with Brady starting at QB). The Patriots have made 11 title games in the 15 seasons with Brady as the starter.



BRADY ALL-TIME LEADER

MOST CAREER WINS BY A STARTING NFL QUARTERBACK (REGULAR SEASON AND POSTSEASON)

Quarterback	Teams	Wins
Tom Brady	NE	220 (195 reg. season/25 postseason)
Peyton Manning	IND/DEN	200 (186 reg. season/14 postseason)
Brett Favre	ATL/GB/NYJ/MIN	199 (186 reg. season/13 postseason)
John Elway	DEN	162 (148 reg. season/14 postseason)

MOST GAMES OVER .500 (INCLUDING PLAYOFFS)

Games Over .500	Quarterback	W	L	T
156	Tom Brady	220	64	0
108	Peyton Manning	200	92	0

SEVEN 30-TD SEASONS

Brady has seven 30-touchdown seasons overall. The only other Patriots quarterback to have a 30-touchdown season was Vito "Babe" Parilli in 1964 when he led the AFL with 31. Brady is one of four quarterbacks in NFL history to have 30 or more touchdown passes in at least seven seasons and one of six quarterbacks in NFL history with three or more straight seasons with 30 or more touchdowns.

MOST SEASONS WITH 30-PLUS TOUCHDOWN PASSES

Brett Favre	9
Peyton Manning	9
Drew Brees	9
TOM BRADY	7
Aaron Rodgers	6
Philip Rivers	5
Dan Marino	4
Tony Romo	4
Eli Manning	3
Kurt Warner	3

CONSECUTIVE 30 TOUCHDOWN SEASONS

Drew Brees	9 (2008-2016)
Brett Favre	5 (1994-98)
Peyton Manning	5 (2009-10, 12-14)
TOM BRADY	3 (2010-2012)
Dan Marino	3 (1984-86)
Aaron Rodgers	3 (2014-2016)

PILING UP THE WINS

Most regular season wins by a QB in NFL history
(Regular season only)

RK	NAME	W	L	T	PCT.
1.	Tom Brady	195	55	0	.780
2t.	Brett Favre	186	112	0	.624
2t.	Peyton Manning	186	79	0	.702
4.	John Elway	148	82	1	.643
5.	Dan Marino	147	93	0	.613
6.	Drew Brees	142	105	0	.575
7.	Ben Roethlisberger	135	63	0	.682
8.	Fran Tarkenton	124	109	6	.531
9.	Johnny Unitas	119	64	4	.647
10.	Joe Montana	117	47	0	.713
11.	Eli Manning	110	103	0	.516
12.	Terry Bradshaw	107	51	0	.677
13.	Philip Rivers	105	86	0	.550
14.	Warren Moon	102	101	0	.510

FOUR 35-TD SEASONS

Brady, who led the NFL in 2015 with 36 touchdowns, is one of four NFL quarterbacks with at least 35 touchdown passes in four different seasons.

QBS WITH THE MOST 35+ PASSING TOUCHDOWNS IN NFL HISTORY

PLAYER	35+ TD SEASONS
Tom Brady	4 (50-2007, 36-2010, 39-2011, 36-2015)
Peyton Manning	4 (49-2004, 37-2012, 55-2013, 39-2014)
Drew Brees	4 (46-2011, 43-2012, 39-2013, 37-2016)
Aaron Rodgers	4 (45-2011, 39-2012, 38-2014, 40-2016)
Brett Favre	3 (38-1995, 39-1996, 35-1997)



TOM BRADY

NEWS & NOTES

BRADY AVG. 261.8

NFL PLAYERS TO AVG. 250 YARDS PER GAME

(Minimum 50 Games)

PLAYER	TEAM	YARDS/GAME
Drew Brees	SD/NO	283.1
Matthew Stafford	DET	277.6
Peyton Manning	IND/DEN	270.5
Matt Ryan	ATL	264.2
Tom Brady	NE	261.8
Kurt Warner	STL/ARI	260.8
Aaron Rodgers	GB	258.4
Philip Rivers	LA CHAR	256.2
Ben Roethlisberger	PITT	255.3
Carson Palmer	CIN/OAK/ARI	254.1
Dan Marino	Miami	253.6

ECLIPSING 3K

Brady reached 3,000 passing yards in 2017 for the 15th time.

NFL RECORD FOR MOST 3,000-YARD SEASONS

18	Brett Favre
16	Peyton Manning
15	Tom Brady
15	Drew Brees
13	Dan Marino
13	Eli Manning

BRADY 4,000-YARD SEASONS

Brady (4,387) reached 4,000 yards in 2017 for the ninth time in his career.

ALL-TIME 4,000 YARD PASSING SEASONS

14	Peyton Manning
12	Drew Brees
9	Tom Brady
9	Philip Rivers
7	Matthew Stafford
6	Dan Marino
6	Brett Favre
6	Matt Ryan
6	Aaron Rodgers
6	Carson Palmer, Eli Manning

PATRIOTS TOP PASSING YARDS/SEASON

Yards	Player	Year
5,235	Tom Brady	2011
4,827	Tom Brady	2012
4,806	Tom Brady	2007
4,770	Tom Brady	2015
4,555	Drew Bledsoe	1994
4,398	Tom Brady	2009
4,387	Tom Brady	2017
4,343	Tom Brady	2013
4,110	Tom Brady	2005
4,109	Tom Brady	2014
4,086	Drew Bledsoe	1996

29 CAREER 4-TD GAMES

Brady has thrown four or more touchdowns in 28 games - 22 four-TD games, four five-TD games and two six-TD games. The Patriots are 27-1 when Brady throws four or more TD passes. He has two 4-TD games in 2017.

MOST GAMES WITH 4+ TOUCHDOWN PASSES

PLAYER	4+ TD GAMES
1. Peyton Manning	35
2. Drew Brees	31
3. Tom Brady	28
4. Brett Favre	23
5. Dan Marino	21
Aaron Rodgers	21

MOST GAMES WITH 4+ TDS AND NO INTERCEPTIONS

PLAYER	GAMES
Tom Brady	22
Drew Brees	21
Peyton Manning	18
Aaron Rodgers	16
Brett Favre	12



65,000 YARDS

Tom Brady (65,969) became the fourth NFL player to reach 65,000 passing yards and is fourth all-time on the NFL's passing list. He reached 65,000 passing yards in the win at Buffalo on Dec. 3, 2017

Player	Passing yards
1. Peyton Manning	71,940
2. Brett Favre	71,838
3. Drew Brees	70,200
4. Tom Brady	65,969
5. Dan Marino	61,361
6. Eli Manning	51,550
7. John Elway	51,475
8. Ben Roethlisberger	51,065
9. Philip Rivers	49,961
10. Warren Moon	49,325

A GOOD RATIO

Brady ranks first in touchdown-to-interception ratio among quarterbacks with 400 career TD passes. He ranks second in TD-to-INT ratio overall, behind only Aaron Rodgers (4.01).

BRADY TOPS 400 CLUB IN TD/INT RATIO

NFL All-Time Rank in Parentheses

Player	Touchdowns	Interceptions	Ratio
Tom Brady	486 (4)	160 (53t)	3.04 (2)
Peyton Manning	539 (1)	251 (9)	2.15 (7)
Drew Brees	487 (3)	228 (14)	2.14 (8)
Dan Marino	420 (5)	252 (8)	1.67 (26)
Brett Favre	508 (2)	336 (1)	1.51 (34)

400-TD CLUB

Tom Brady is one of five NFL players with at least 400 career touchdowns.

MOST CAREER TOUCHDOWN PASSES (regular season only) Bold active players

RANK	NAME	TOUCHDOWNS
1.	Peyton Manning	539
2.	Brett Favre	508
3.	Drew Brees	487
4.	Tom Brady	486
5.	Dan Marino	420

ONE OF FOUR WITH 500 TOTAL TDS; HAS RECORD FOR TD PASSES WITH ONE TEAM

Brady is third in NFL history in all-time touchdown passes (regular season and playoffs) and ranks first for most touchdowns with one team.

ALL-TIME TOUCHDOWN PASS LEADERS (INCLUDING PLAYOFFS)

Player	Years	Team(s)	Total TD	Reg. Season	Playoffs
Peyton Manning	1998-2015	IND/DEN	579	539	40
Brett Favre	1991-2010	ATL/GB/NYJ/MIN	552	508	44
Tom Brady	2000-Present	NE	549	486	63
Drew Brees	2001-present	SD/NO	511	487	24
Dan Marino	1983-1999	MIA	452	420	32
Eli Manning	2004-present	NYG	356	338	18
Roethlisberger	2004-present	PITT	354	329	25
Fran Tarkenton	1961-1978	MIN/NYG	353	342	11
Philip Rivers	2004-present	LA Chargers	350	339	11
Aaron Rodgers	2005-present	GB	349	313	36

MOST TOUCHDOWN PASSES WITH ONE TEAM (INCLUDING PLAYOFFS)

Player	Years	Team(s)	Total TD	Reg. Season	Playoffs
Tom Brady	2000-Present	NE	549	486	63
Brett Favre	1992-2007	GB	481	442	39
Dan Marino	1983-1999	MIA	452	420	32
Drew Brees	2006-present	NO	429	407	22
Peyton Manning	1998-2010	IND	428	399	29



TOM BRADY

NEWS & NOTES

SIX TD PERFORMANCES

Brady has thrown six touchdowns in a game two times and is one of eight NFL players to have thrown at least six touchdowns in a game two times. Brady threw six touchdowns at Miami (10/21/07) and vs. Tennessee (10/18/09).

NFL PLAYERS WITH AT LEAST TWO 6+TD GAMES

PLAYER	6+ TD GAMES
Peyton Manning	3 (Two 6 TD games and one 7 TD Game)
George Blanda	2 games with 7 touchdowns
Y.A. Tittle	2 (1 game with 7 and 1 with 6 TDs)
Drew Brees	2 (1 game with 7 and 1 with 6 TDs)
Tom Brady	2 games with 6 touchdowns
Charley Johnson	2 games with 6 touchdowns
Ben Roethlisberger	2 games with 6 touchdowns
Aaron Rodgers	2 games with 6 touchdowns

FRANCHISE LEADING PASSER

PATRIOTS ALL-TIME LEADING PASSERS

PLAYER	YEARS	ATT	COMP	YARDS
Tom Brady	2000-17	8,768	5,611	65,969
Drew Bledsoe	1993-01	4,518	2,544	29,657
Steve Grogan	1975-90	3,593	1,879	26,886

NFL FRANCHISE WINS LEADER

Tom Brady has 195 career regular season wins with the Patriots, the most by a starting quarterback with one team. Brady set the record with his 161st win in his 208th game, breaking Brett Favre's record of 160 wins with the Packers (253 starts).

MOST WINS AS A STARTING QUARTERBACK FOR ONE TEAM

Player	Wins	Team
Tom Brady	195	New England
Brett Favre	160	Green Bay
John Elway	148	Denver
Dan Marino	147	Miami
Peyton Manning	141	Indianapolis

BRADY NEARING MARK FOR WINS OVERALL

Tom Brady has the most wins by an NFL quarterback with 220 overall career wins. His 220 wins are second all-time among NFL players.

MOST WINS BY AN NFL PLAYER (INCLUDING POSTSEASON GAMES)

Player	Wins
Adam Vinatieri	224
Tom Brady	220
George Blanda	218
Jerry Rice	211
Gary Anderson	210
Peyton Manning	201
Brett Favre	201
Morten Andersen	194

BRADY 300-YARD GAMES

Brady has 82 NFL games with 300 or more yards passing and the Patriots are 68-14 in those games. He is one of three players with at least eighty 300-yard games.

NFL QUARTERBACK 300-YARD GAMES (* ACTIVE)

PLAYER	300-YARD GAMES
Drew Brees*	109
Peyton Manning	93
Tom Brady*	82
Dan Marino	63
Brett Favre	62
Philip Rivers*	55

Brady had a career-best eleven 300-yard games in the 2011 season, tied for third in NFL history behind Drew Brees (13 in 2011) and Peyton Manning (12 in 2013).

NO PLACE LIKE HOME

Brady has the best record at home as a starting QB in NFL history.

PLAYER	TEAM(S)	W	L	T	PCT.
Tom Brady	NE	123	21	0	.854
Terry Bradshaw	PIT	75	14	0	.843
John Elway	DEN	104	25	0	.806

BRADY'S COMEBACKS

Brady has engineered 53 career game-winning performances to lead his team to a victory from a fourth quarter deficit or tie.

TIME REMAINING PASSING STATISTICS

DATE	OPP.	SCORE	IN REG.	ATT	CMP	YDS	TD	INT	FINAL
12/17/17	at PIT	16-24	15:00	4	8	75	0	0	27-24
09/24/17	HOU	28-33	2:24	7	5	93	1	0	36-33
02/05/17	ATL**	9-28	15:00	27	21	246	1	0	[ot] 34-28
11/27/16	at NYJ	13-17	10:17	15	10	132	1	0	22-17
11/15/15	at NYG	17-23	15:00	18	11	193	1	1	27-26
10/25/15	NYJ	16-17	15:00	17	14	150	2	0	30-23
02/01/15	SEA**	14-24	15:00	15	13	124	2	0	28-24
01/10/15	BAL*	28-28	15:00	8	9	72	1	0	35-31
12/21/14	at NYJ	10-13	15:00	6	3	26	0	1	17-13
12/07/14	at SD	13-14	15:00	8	7	112	1	0	23-14
12/08/13	CLE	3-19	15:00	20	16	142	2	0	27-26
12/01/13	at HOU	21-24	15:00	12	8	87	0	0	34-31
11/24/13	DEN	21-24	15:00	19	12	100	1	0	[ot] 34-31
10/13/13	NO	23-27	1:13	5	7	70	1	0	30-27
09/08/13	at BUF	20-21	4:31	7	7	36	0	0	23-21
10/21/12	NYJ	23-26	1:37	9	13	95	0	0	[ot] 29-26
09/30/12	at BUF	21-21	15:00	7	4	78	2	0	52-28
01/22/12	BAL*	16-20	15:00	6	3	20	0	1	23-20
12/24/11	MIA	17-17	15:00	11	8	120	0	0	27-24
10/16/11	DAL	13-16	5:13	9	11	87	1	0	20-16
12/19/10	GB	21-27	13:49	6	5	82	1	0	31-27
11/25/10	at DET	24-24	15:00	5	5	86	2	0	45-24
10/17/10	BAL	10-20	14:53	24	16	156	1	1	[ot] 23-20
09/14/09	BUF	13-24	5:32	13	11	112	2	0	25-24
12/29/07	at NYG	23-28	15:00	12	8	130	1	0	38-35
12/03/07	at BAL	17-24	14:25	17	7	113	1	0	27-24
11/25/07	PHI	24-28	15:00	16	11	109	0	0	31-28
11/04/07	at IND	10-20	9:42	10	8	144	2	0	24-20
01/14/07	at SD*	13-21	8:35	14	9	122	1	1	24-21
12/03/06	DET	13-21	13:07	15	14	101	0	0	28-21
11/26/06	CHI	10-10	14:46	7	6	98	1	0	17-13
09/10/06	BUF	14-17	15:00	6	3	58	0	1	19-17
11/13/05	at MIA	15-16	2:53	2	2	76	1	0	23-16
10/30/05	BUF	7-16	10:07	4	4	69	0	0	21-16
10/09/05	at ATL	28-28	3:52	2	2	17	0	0	31-28
09/25/05	at PIT	10-13	14:19	12	12	167	0	0	23-20
02/06/05	PHI**	14-14	15:00	4	2	33	0	0	24-21
10/03/04	at BUF	17-17	15:00	4	2	8	1	0	31-17
02/01/04	CAR**	29-29	1:08	5	4	47	0	0	32-29
01/10/04	TEN*	14-14	15:00	11	6	27	0	0	17-14
11/30/03	at IND	31-31	10:21	6	3	31	1	0	38-34
11/23/03	at HOU	13-20	3:11	14	10	133	1	0	[ot] 23-20
11/03/03	at DEN	23-26	2:51	4	5	58	1	0	30-26
10/19/03	at MIA	13-13	15:00	10	7	147	1	0	[ot] 19-13
10/05/03	TEN	24-27	4:40	1	1	15	0	0	38-30
12/29/02	MIA	13-24	4:59	13	8	69	1	0	[ot] 27-24
11/10/02	at CHI	19-30	5:16	14	9	116	2	0	33-30
09/22/02	KC	38-38	0:00	5	4	46	0	0	[ot] 41-38
02/03/02	STL**	17-17	1:21	8	5	53	0	0	20-17
01/19/02	OAK*	3-13	15:00	27	20	138	0	0	[ot] 16-13
12/16/01	at BUF	6-9	5:57	13	9	116	0	0	[ot] 12-9
12/02/01	at NYJ	14-16	15:00	7	6	56	0	0	17-16
10/14/01	SD	16-26	8:48	18	13	130	1	0	[ot] 29-26

^Statistics are from the time noted until the end of the game * Divisional Playoffs ** Super Bowl



TOM BRADY

NEWS & NOTES

LATE GAME WINNER

Brady now has eight career games in which he threw a game-winning touchdown pass in the final minute of the game to turn a Patriots deficit into a Patriots win.

11/10/02 at Chicago* W 33-30

The Patriots trailed 30-25 when Brady threw a 20-yard touchdown to David Patten with 21 seconds left to give the Patriots a 33-30 win.

*Champaign, Ill.

11/3/03 at Denver W 30-26

The Patriots trailed 26-23 when Brady threw an 18-yard touchdown to David Givens with 30 seconds left to give the Patriots a 30-26 win.

12/3/07 at Baltimore W 27-24

The Patriots trailed 24-20 when Brady threw an 8-yard touchdown to Jabar Gaffney with 44 seconds left to give the Patriots a 27-24 win.

9/14/09 vs. Buffalo W 25-24

The Patriots trailed 24-19 when Brady threw a 16-yard touchdown to Ben Watson with 50 seconds left to give the Patriots a 25-24 win.

10/16/11 vs. Dallas W 20-16

The Patriots trailed 16-13 when Brady threw an 8-yard touchdown pass to Aaron Hernandez with 22 seconds left to give the Patriots a 20-16 win.

10/13/13 vs. New Orleans W 30-27

The Patriots trailed 27-23 when Brady threw a 17-yard touchdown pass to Kenbrell Thompkins with five seconds left to give the Patriots a 30-27 win.

12/08/13 vs. Cleveland W 27-26

The Patriots trailed 26-21 when Brady threw a 1-yard touchdown pass to Danny Amendola with 31 seconds left to give the Patriots a 27-26 win.

09/24/17 vs. Houston W 36-33

The Patriots trailed 33-28 with 2:24 to play when Brady threw a 25-yard touchdown pass to WR Brandin Cooks with 23 seconds to play give the Patriots the lead and then added a two-point play to Cooks for a 36-33 victory.

42 GAME-WINNING DRIVES

Brady has 42 game-winning drives in the fourth quarter or overtime in the regular season.

MOST GAME WINNING DRIVES IN THE FOURTH QUARTER OR OVERTIME

PLAYER	(Regular Season since 1970)	
	TEAMS	4TH QTR GAME-WINNING DRIVES
1. Peyton Manning	IND/DEN	54
2. Dan Marino	Miami	47
3. Brett Favre	GB/NYJ/MIN	43
4. Tom Brady	New England	42
5. Drew Brees	SD/NO	41
6. John Elway	Denver	40
7. Warren Moon	HOU/MIN/SEA/KC	35

55 - THREE TD; NO INT

Tom Brady had his 55th game with at least three touchdowns and no interceptions in the win at Oakland (11/19/17) The Patriots are 53-2 (.963) in such games.

PLAYER GAMES WITH 3+ TD PASSES/0 INT.

Tom Brady	55
Peyton Manning	51
Drew Brees	42
Aaron Rodgers	41
Brett Favre	36

TOM BRADY'S RECORD AS A STARTER

	REG. SEASON	PLAYOFFS	TOTAL
Overall	195-55	25-9	220-64
Home:	106-18	17-3	123-21
Road:	89-37	8-6*	97-43
By Yardage Total			
Less than 200:	36-16	4-1	40-17
200-299:	91-25	12-5	102-30
300 or more:	68-14	9-3	77-17
Other Records			
On Artificial Turf:	122-19	14-5	136-24
Temp Below 40:	39-6	13-2	52-8
Thanksgiving or later:	73-18	25-9	98-27
Leading at Halftime:	151-17	17-4	168-21
Leading after 3 Qtrs:	163-10	16-3	179-13
Overtime:	9-4	2-0	11-4
Passer rating >100.0:	111-7	12-0	123-7

*Includes seven Super Bowls at neutral sites

68 DIFFERENT TARGETS

Tom Brady connected with TE Dwayne Allen on an 11-yard touchdown pass in the second quarter of the win over Denver (11/12/17). Brady has thrown a touchdown pass to 68 different players.

MOST TOUCHDOWN TARGETS BY AN NFL QUARTERBACK

QUARTERBACK TD TARGETS

Vinny Testaverde	70
Tom Brady	68
Steve DeBerg	62
Brett Favre	61

12-WIN SEASONS

Since entering the NFL in 2000, Tom Brady's teams have reached 12 regular-season wins in 12 different seasons, the most in NFL history.

STARTING QB'S WITH THE MOST 12-WIN REGULAR SEASONS IN NFL HISTORY

PLAYER SEASONS

Tom Brady	12
Peyton Manning	11
Brett Favre	6
John Elway	4
Jim Kelly	4

RECORD TITLE HOLDER

Tom Brady earned his NFL record 15th division championship in 2017.

QUARTERBACK CAREER DIVISION TITLES

Tom Brady	15
Peyton Manning	12
Joe Montana	9

DECEMBERS TO REMEMBER

Tom Brady is 57-11 (.838) in December, the second-best winning percentage in December among quarterbacks in the Super Bowl era. Roger Staubach is first (17-3, .850). Brady's 57 December wins are the most in NFL history, followed by 52 by Brett Favre and 49 by Peyton Manning.



TOM BRADY

NEWS & NOTES

MOST WINS IN 200 STARTS

Brady had 155 career regular season wins in his first 200 regular season starts (.775 win pct.). Peyton Manning is second with 136 victories in his first 200 starts.

MOST WINS BY A STARTING QB THROUGH 200 REGULAR SEASON STARTS

Quarterback	Wins Through 200 Starts
Tom Brady	155
Peyton Manning	136
Dan Marino	125
John Elway	124

FOURTH TO REACH 5,000 COMPLETIONS

Tom Brady now has the fourth-most completions by an NFL quarterback.

MOST PASS COMPLETIONS IN NFL HISTORY

1. Brett Favre	6,300
2. Drew Brees	6,200
3. Peyton Manning	6,125
4. Tom Brady	5,611
5. Dan Marino	4,967

THIRD-BEST QB RATING

Tom Brady owns the third-highest QB rating in NFL history

PLAYER	YEARS	TEAM	RATING
Aaron Rodgers	2005-17	Green Bay	103.8
Russell Wilson	2012-17	Seattle	98.7
Tom Brady	2000-17	New England	97.6
Tony Romo	2004-16	Dallas	97.1
Steve Young	1985-99	TB/SF	96.8
Drew Brees	2001-17	SD/NO	96.7
Peyton Manning	1998-15	IND/DEN	96.5
Kirk Cousin	2012-17	Washington	94.8

SIX STRAIGHT WITH NO PICKS

Tom Brady ended a streak of six straight games without an interception at Tampa Bay (10/5/17). To that point he had thrown 264 straight passes without an interception.

BRADY'S MOST CONSECUTIVE STARTS WITHOUT AN INT.

11 Tom Brady (10/24/10-01/02/11)* (NFL Record)

6 Tom Brady (12/18/16-10/05/17)

BRADY CONSECUTIVE PASSES WITHOUT AN INTERCEPTION

358* (NFL Record)

264
201
196
190
183

ROAD WINNER

The win over Denver on Nov. 12, 2017 was Brady's 86th road victory, breaking a tie with Peyton Manning (85) for the most in NFL history. Brady now has 89 road wins, including a 7-1 road record in 2017.

MOST 5 TD PERFORMANCES

MOST CAREER GAMES WITH FIVE TOUCHDOWN PASSES

Drew Brees	10
Peyton Manning	9
Tom Brady	6
Dan Marino	6

BRADY EXTENDS DIVISION TITLE MARK

Tom Brady extended his NFL record by leading the Patriots to their ninth straight division title in 2017.

NFL RECORD FOR MOST CONSECUTIVE DIVISION TITLES BY A STARTING QB

Player	Team	Consecutive Division Titles
Tom Brady	Patriots	9 (2009-2017)
Terry Bradshaw	Steelers	6 (1974-1979)
Fran Tarkenton	Vikings	6 (1973-1978)

NFL RECORD FOR MOST DIVISION TITLES

Player	Career Division Titles
Tom Brady	15
Peyton Manning	12
Joe Montana	9
Brett Favre	8
Terry Bradshaw	7
John Elway	7

MOST TD THROWS COACH/QB TANDEM

Tom Brady has thrown 486 career touchdowns under head coach Bill Belichick, the most touchdowns among any head coach/starting quarterback tandem.

MOST TDS/QB TANDEMS (Regular Season Only)

Quarterback/Head Coach	Team	Touchdowns
Tom Brady/Bill Belichick	NE	486
Drew Brees/Sean Payton	NO	364
Dan Marino/Don Shula	MIA	352
Aaron Rodgers/Mike McCarthy	GB	313

BRADY UNDEFEATED AGAINST 7

Brady is undefeated against seven teams - Atlanta (5-0), Chicago (4-0), Dallas (4-0), Detroit (4-0), Jacksonville (5-0), Minnesota (4-0) and Tampa Bay (4-0). Brady is most successful against Buffalo, with a 28-3 career record and the non-divisional team he has beaten the most is Indianapolis (10-3).



TOM BRADY

NEWS & NOTES

NO PLACE LIKE HOME

Tom Brady made his 100th career home start against Chicago on Oct. 26, 2014. The win over Chicago gave Brady an 87-13 home record in his first 100 home starts, the best in NFL history since the merger for a quarterback with at least 50 starts.

BEST HOME REGULAR SEASON STARTING RECORDS (MINIMUM 40 STARTS)

Player	W	L	PCT.
Tom Brady	106	18	(.855)
Terry Bradshaw	67	12	(.848)
Roger Staubach	49	10	(.831)
John Elway	95	23	(.805)
Aaron Rodgers	56	14	(.800)
Joe Flacco	58	18	(.763)

BEST HOME REGULAR SEASON STARTING RECORD IN FIRST 100 STARTS

Player	W	L	PCT.
Tom Brady	87	13	(.870)
Brett Favre	82	18	(.820)
John Elway	77	23	(.770)
Peyton Manning	74	26	(.740)

WINNINGEST COACH/QB TANDEM

Bill Belichick and Tom Brady have the best winning percentage and most wins for a head coach/starting quarterback tandem since the 1970 merger.

WINNINGEST COACH/QB TANDEM SINCE 1970

(Regular Season Only - by winning percentage)

Quarterback/Head Coach	Team	W	L	T	Pct.
Tom Brady/Bill Belichick	NE	195	55	0	.780
Peyton Manning/Tony Dungy	IND	85	27	0	.759
Ken Stabler/John Madden	OAK	60	19	1	.756
Jim McMahon/Mike Ditka	CHI	46	15	0	.754

WINNINGEST COACH/QB TANDEM SINCE 1970

(Regular Season Only - by victories)

Quarterback/Head Coach	Team	W	L	T	Pct.
Tom Brady/Bill Belichick	NE	195	55	0	.780
Dan Marino/Don Shula	MIA	116	68	0	.630
Terry Bradshaw/Chuck Noll	PIT	107	51	0	.677
Ben Roethlisberger/Mike Tomlin	PIT	106	52	0	.671
Drew Brees/Sean Payton	NO	105	68	0	.607

WINNINGEST COACH/QB TANDEM

(Notable Combinations)

Quarterback/Head Coach	Wins	Playoff Apps	NFL Titles
Tom Brady/Bill Belichick	195	15	5
Dan Marino/Don Shula	116	7	0
Terry Bradshaw/Chuck Noll	107	10	4
Ben Roethlisberger/Mike Tomlin	106	8	1
Drew Brees/Sean Payton	105	6	1
Roger Staubach/Tom Landry	85	10	2
Bart Starr/Vince Lombardi	77	6	5
Joe Montana/Bill Walsh	75	7	3

MOST STARTS UNDER ONE HC

Tom Brady made his 185th career start at Carolina on Nov. 18, 2013, all under Bill Belichick. It is the most starts by a quarterback under one head coach in NFL history. Brady surpassed Dan Marino, who had 184 career starts under head coach Don Shula. Brady now has 250 career starts under Belichick.

HOME FIELD ADVANTAGE

Brady is 69-8 overall at home in the regular season since 2007. That is more wins than five teams have (home and away) combined during that span.

Tampa Bay - 67
Oakland - 66
Jacksonville - 63
Los Angeles Rams - 57
Cleveland - 48

HOME COOKIN'

The quarterbacks with the most touchdown passes at a single stadium in NFL history:

Player	Team	Stadium	TD Passes
Drew Brees	New Orleans	Mercedes-Benz Superdome	231
Tom Brady	New England	Gillette Stadium	222
Brett Favre	GB/MIN	Lambeau Field	214

15 GAMES WITH 300 YARDS, 4 TDS & 0 INTS

Tom Brady had his 15th NFL game with 300 yards, four touchdowns and no interceptions vs. Houston (9/24/17), second in NFL history to the 18 such games by Drew Brees.

NFL RECORD FOR ATTEMPTS BETWEEN INTS

Tom Brady attempted 358 consecutive regular-season passes without an interception, a streak spanning from Oct. 17, 2010-Sept. 1, 2011. Brady eclipsed Bernie Kosar's record on Dec. 26, 2010 at Buffalo.

MOST CONSECUTIVE PASS ATTEMPTS WITHOUT AN INTERCEPTION

Att	Quarterback (Teams)	Seasons
358	Tom Brady (Patriots)	2010-11
312	Alex Smith (Kansas City)	2015
308	Bernie Kosar (Cleveland)	1990-91
305	Drew Brees (New Orleans)	2015-16
294	Bart Starr (Green Bay)	1964-65
292	Alex Smith (Kansas City)	2016-17
279	Jeff George (IND/ATL)	1993-94
277	Rich Gannon (Oakland)	2001
272	Matt Ryan (Atlanta)	2011-12

PLAYER OF THE WEEK HONORS

Tom Brady has earned an NFL-record 30 Player of the Week honors after winning the award in Week 2, 3 and 10 of the 2017 season. Brady has earned at least three awards in one season five times (2007, 09, 11, 12 and 17). Brady was named Offensive Player of the Month for November in 2017. It is his 10th Player of the Month award, the most in NFL history. Peyton Manning is second with eight.

CAREER PLAYER OF THE WEEK AWARDS

Player	Career	Team	POW Awards
Tom Brady	2000-present	Patriots	30
Peyton Manning	1998-present	Colts/Broncos	27
Dan Marino	1983-1999	Dolphins	18
Brett Favre	1991-2010	Packers, Jets, Vikings	16
John Elway	1983-1998	Broncos	15



TOM BRADY

NEWS & NOTES

BEST TD/INT RATIO IN NFL HISTORY

Tom Brady threw 28 touchdown passes and just two interceptions in 2016 for an NFL-best single-season TD/INT ratio 14.0. Brady has 26 touchdown to four interceptions in 2017 for a 6.5 ratio.

(MINIMUM OF 20 TOUCHDOWNS)

PLAYER	TD/INT	RATIO
Tom Brady (NE-2016)	28/2	14.00
Nick Foles (Philadelphia -2013)	27/2	13.50
Tom Brady (NE-2010)	36/4	9.00
Aaron Rodgers (GB-2014)	38/5	7.60
Aaron Rodgers (GB-2011)	45/6	7.50
Tom Brady (NE-2007)	50/8	6.25

MOST GAMES PLAYED AS A PATRIOT

Tom Brady passed Bruce Armstrong at Dallas (10/11/15) with his 213th game played in a Patriot uniform.

Player	Games Played
Tom Brady	252
Bruce Armstrong	212
Julius Adams	206

SECOND PATRIOT WITH 200 STARTS

Tom Brady (250) is the second New England Patriots player to start in at least 200 games. Patriots Hall of Fame OL Bruce Armstrong started in 212 games during his career.

200-PLUS STARTS

Tom Brady is one of 10 NFL quarterbacks with at least 200 career starts in the regular season.

MOST NFL STARTS BY AN NFL QUARTERBACK

Player	Starts
Brett Favre	298
Peyton Manning	265
Tom Brady	250
Drew Brees	247
Dan Marino	240
Fran Tarkenton	239
John Elway	231
Vinny Testaverde	214
Eli Manning	213
Warren Moon	203

ELITE COMPANY

Tom Brady (250 starts in the regular season and 34 postseason starts) and Pro Football Hall of Famer Jerry Rice (284 regular season starts and 29 postseason starts) are the only NFL players with at least 200 regular-season starts and at least 25 postseason starts.

40 YEAR-OLD QUARTERBACKS

Tom Brady joined just 12 other quarterbacks since the 1970 merger to start an NFL game past the age of 40. The oldest player to attempt a pass in a game was George Blanda at age 48 as a member of the Oakland Raiders in the final game of his career on Dec. 21, 1975. Blanda finished with one completion on three attempts for 11 yards. Brady is the fourth Patriots player to play at 40, joining Doug Flutie (43 in 2005), Vinny Testaverde (43 in 2006) and Junior Seau (40 in 2009).

40 YEAR OLDS TO START AT QB SINCE 1970

Player	Age at Last Start	Date of Last Start
Steve DeBerg/ATL	44 years, 9 mos.	10/25/1998 at NYJ
Warren Moon/KC	44 years, 0 mos.	11/26/2000 at SD
Vinny Testaverde/CAR	44 years, 0 mos.	12/9/2007 at JAX
Doug Flutie/SD	42 years, 2 mos.	1/2/2005 vs. KC
Earl Morrall/MIA	41 years, 6 mos.	12/1/1975 vs. NE
Brett Favre/MIN	41 years, 2 mos.	12/20/2010 vs. CHI
Len Dawson/KC	40 years, 5 mos.	12/7/1975 vs. SD
Vince Evans/OAK	40 years, 5 mos.	12/3/1995 vs. KC
Johnny Unitas/SD	40 years, 5 mos.	10/7/1973 at PIT
Matt Hasselbeck/IND	40 years, 3 mos.	12/27/2015 at MIA
Sonny Jurgensen/WAS	40 years, 3 mos.	12/15/1974 vs. CHI
Brad Johnson/DAL	40 years, 1 mos.	11/2/2008 at NYG

In NFL history, 13 other QBs aged 40+ have started at least 1 game.

STARTING QUARTERBACKS AT AGE 40-OR-OLDER
NFL HISTORY

Player	W-L	TD-INT	Rating
Brett Favre	13-12	36-25	90.2
Tom Brady	12-3	30-8	104.2
Warren Moon	11-14	37-25	80.4
Vinny Testaverde	8-17	24-32	72.3
Matt Hasselbeck	5-3	9-5	84.0
Doug Flutie	3-3	10-4	80.4
Sonny Jurgensen	3-1	11-5	94.5
Charlie Conerly	2-1	7-6	61.8
Earl Morrall	2-0	6-6	74.2
Len Dawson	1-4	5-4	90.0
Vince Evans	1-2	6-8	71.5
Brad Johnson	1-2	2-5	50.5
Johnny Unitas	1-3	3-7	40.0
Steve DeBerg	0-1	3-1	80.4

Tom Brady led the Patriots to their ninth win of the season in the victory over Miami on Nov. 26, 2017 the most ever by a 40-year old quarterback in the Super Bowl era. Brett Favre in 2009 turned 40 on Oct. 10 and led the Vikings to eight wins in their 12-win season after turning 40. Brady threw four touchdowns to push his 2017 total to 26 touchdowns, the most in a single season by a 40-year old quarterback. He moved past Brett Favre (25 in 2009 after he turned 40 in October of that year with Minnesota) and Warren Moon (25 with Seattle in 1997).

Brady is leading the NFL with 4,387 yards passing so far in 2017. The oldest player to lead the league in passing was Fran Tarkenton with 3,468 yards in 1978 at age 38. Brady moved past Warren Moon (1997 with 3,678) for the most passing yards in a single season by a 40-year old quarterback

MOST PASSING YARDS BY A PLAYER AT AGE 40

Player	Year	Yards
Tom Brady	2017	4,387
Warren Moon	1997	3,678
Vinny Testaverde	2004	3,532
Brett Favre	2009	3,365



TOM BRADY

NEWS & NOTES

BRADY BEATS BUFFALO

Tom Brady owns a 28-3 record against the Buffalo Bills. Brady's 28 wins are most ever by a quarterback against a single team.

MOST WINS BY A STARTING QUARTERBACK AGAINST AN OPPONENT (REGULAR SEASON)

Player	Wins
Tom Brady	28 wins against Buffalo
Brett Favre	26 wins against Detroit
Tom Brady	24 wins against New York Jets
Brett Favre	23 wins against Chicago
Dan Marino	22 wins against Indianapolis

THE BRADY SIX

Tom Brady was the seventh quarterback selected in the 2000 NFL Draft

QUARTERBACKS TAKEN IN THE 2000 NFL DRAFT

Rd	Pick	Player	Taken By
1	18	Chad Pennington	NY Jets
3	65	Giovanni Carmazzi	San Francisco
3	75	Chris Redman	Baltimore
5	163	Tee Martin	Pittsburgh
6	168	Marc Bulger	New Orleans
6	183	Spergon Wynn	Cleveland
6	199	Tom Brady	New England

MOST VALUABLE PLAYERS

MOST ASSOCIATED PRESS NFL MVP AWARDS

MVP Awards	Player	Years
5	Peyton Manning	2003, 04, 08, 09, 13
3	Brett Favre	1995, 96
3	Johnny Unitas	1959, 64, 67
2	Tom Brady*	2007, 10
2	Joe Montana	1989, 90
2	Aaron Rodgers*	2011, 14
2	Kurt Warner	1999, 2001
2	Steve Young	1992, 94

*Active

BRADY SEASON NOTES

BRADY HAS LOW INTERCEPTION PCT.

Tom Brady threw just two interceptions in 432 pass attempts in 2016 for an interception PCT of 0.46, fourth best ever in a single season. Patriots backup QB Brian Hoyer set the NFL record in 2016 by attempting 200 passes without an interception.

NFL INTERCEPTION PERCENTAGE (150 MIN ATTEMPTS)

Rank	Player	Int. Pct.
1.	Brian Hoyer (CHI) 2016 (200-0)	0.00
2.	Damon Huard (KC) 2006 (244-1)	0.41
3.	Josh McCown (CHI) 2013 (224-1)	0.45
4.	Tom Brady (NE) 2016 (432-2)	0.46
5.	David Garrard (JAC) 2005 (168-1)	0.60
6.	Nick Foles (PHI) 2013 (317-2)	0.63
7.	Joe Ferguson (BUF) 1976 (151-1)	0.66
8.	Sam Bradford (MIN) 2016 (519-4)	0.77
9.	Tom Brady (NE) 2010 (492-4)	0.81
10.	Dak Prescott (DAL) 2016 (459-4)	0.87
11t.	Steve DeBerg (KC) 1990 (444-4)	0.90
11t.	Sam Bradford (MIN) 2016 (552-5)	0.90

SINGLE SEASON PASSING LEADERS

Brady owns nine of the ten 4,000-yard passing seasons in Patriots history.

PATRIOTS TOP PASSING YARDS/SEASON

YARDS	PLAYER	YEAR
5,235	Tom Brady	2011
4,827	Tom Brady	2012
4,806	Tom Brady	2007
4,770	Tom Brady	2015
4,555	Drew Bledsoe	1994
4,398	Tom Brady	2009
4,387	Tom Brady	2017
4,343	Tom Brady	2013
4,110	Tom Brady	2005
4,109	Tom Brady	2014
4,086	Drew Bledsoe	1996

BRADY WINS TOUCHDOWN CROWN

Tom Brady finished the 2015 season with an NFL-leading 36 touchdown passes. Brady has led the league in touchdown passes four times in his career and ties Drew Brees, Len Dawson, Brett Favre, Peyton Manning, Johnny Unitas and Steve Young for the most seasons leading the league in touchdown passes with four. Brady enters the final week of the 2017 season third with 30 touchdowns, behind Carson Wentz (33) and Russell Wilson (32).

CAREER HIGH COMPLETIONS

Tom Brady set a career high in completions in 2015 with 402. Brady's previous best was 401 completions in 2011 and 2012. Brady (3) joins Drew Brees (9), Matt Ryan (4) and Peyton Manning (3) for the most seasons with 400 completions.

PASSING YARD PACE

Tom Brady owns one of the nine 5,000-yard passing seasons in NFL history. He enters this week with 4,387 yards.

MOST PASSING YARDS IN A SEASON

Player	Yards
Peyton Manning (2013)	5,477
Drew Brees (2011)	5,476
Tom Brady (2011)	5,235
Drew Brees (2016)	5,208
Drew Brees (2012)	5,177
Drew Brees (2013)	5,162
Dan Marino (1984)	5,084
Drew Brees (2008)	5,069
Matthew Stafford (2011)	5,038

50 TD PASSES

Tom Brady threw for 50 touchdown passes in 2007.

QUARTERBACKS WITH 40 OR MORE TOUCHDOWN PASSES IN A SEASON

Player	Touchdown Passes
Peyton Manning (2013)	55
Tom Brady (2007)	50
Peyton Manning (2004)	49
Dan Marino (1984)	48
Drew Brees (2011)	46
Aaron Rodgers (2011)	45
Dan Marino (1986)	44
Drew Brees (2012)	43
Matthew Stafford (2011)	41
Kurt Warner (1999)	41
Aaron Rodgers (2016)	40
Andrew Luck (2014)	40



TOM BRADY

NEWS & NOTES

SINGLE GAME NOTES

50-YARD DOUBLE DOWN

Brady has thrown at least two 50-yard passes in the same game 12 times in his career. His career best came in 2009 with three 50-yard strikes in one game.

BRADY'S GAMES WITH AT LEAST TWO 50-YARD PASSES

10/9/05 @ Atlanta

55t (3Q) Bethel Johnson
51 (1Q) Deion Branch

1/14/06 @ Denver *AFC Divisional Playoff Round

73 (4Q) Deion Branch
51 (2Q) Andre' Davis

12/31/06 @ Tennessee

62t (3Q) Reche Caldwell
52 (1Q) Corey Dillon

12/9/07 vs. Pittsburgh

63t (2Q) Randy Moss
56t (3Q) Jabar Gaffney >Flea-flicker w/R. Moss

11/15/09 @ Indianapolis

63t (2Q) Randy Moss
55 (1Q) Randy Moss

12/06/09 @ Miami

58t (1Q) Randy Moss
58 (2Q) Wes Welker
81t (3Q) Sam Aiken

11/22/12 @ NY Jets

83t (2Q) Shane Vereen
56t (2Q) Julian Edelman

11/03/13 vs. Pittsburgh

57 (2Q) Danny Amendola
81t(4Q) Aaron Dobson

11/15/15 at New York Giants

76t (4Q) Rob Gronkowski
54(4Q) Brandon LaFell

10/30/16 at Buffalo

53t (1Q) Chris Hogan
53t(2Q) Rob Gronkowski

12/04/16 vs. Baltimore

61 (2Q) James White
79t (4Q) Chris Hogan

11/19/17 at Oakland

52 (2Q) Brandin Cooks
64t (3Q) Brandin Cooks

BRADY THROWS FOR SECOND-HIGHEST TOTAL

Tom Brady threw for 466 yards at Buffalo (9/20/15), the second-highest single-game mark of his career and the most ever against Buffalo, eclipsing the 464 yards by George Blanda in 1961.

MOST PASSING YARDS IN A GAME IN PATRIOTS HISTORY

Player	Date	Opp	Att	Cmp	Yds	TD	Int
Tom Brady	9/12/11	MIA	48	32	517	4	1
Tom Brady	9/20/15	BUF	59	38	466	3	0
Tom Brady	9/17/17	NO	39	30	447	3	0
Tom Brady	12/16/12	SF	65	36	443	1	2
Tom Brady	11/03/13	PITT	33	23	432	4	0
Drew Bledsoe	11/13/94	MIN	70	45	426	3	0
Drew Bledsoe	11/23/98	MIA	54	28	423	2	2
Tom Brady	9/18/11	SD	40	31	423	3	0

SPREADING THE WEALTH

Brady completed passes to 10 different receivers in the win at Buffalo (10/12/14). It was the 10th time in his career he has completed passes to 10 different receivers in a game and the first time since 12/8/13 vs. Cleveland.

BRADY HANGS 50

Brady and the Patriots knocked off Jacksonville, 51-17, on Sept. 27, 2015, the eighth time that New England scored at least 50 points in a game started by Brady, the most in NFL history. Pro Football Hall of Famer Len Dawson (6) is second. Brady's eight 50-point games are more than 20 current teams have in their entire history.

Date	Opponent	Score
10/28/07	vs. Washington	52-7
11/18/07	at Buffalo	56-10
10/18/09	vs. Tennessee	59-0
09/30/12	at Buffalo	52-28
11/18/12	vs. Indianapolis	59-24
11/03/13	vs. Pittsburgh	55-31
10/26/14	vs. Chicago	51-23
09/27/15	vs. Jacksonville	51-17

300 IN A HALF

Brady had his fifth 300-yard half and his second 300-yard first half after throwing for 302 yards in the first half at New Orleans (09-17-17).

YARDS	GAME	HALF
367	vs. San Francisco (12-16-12)	2nd half
345	vs. Tennessee (10-18-09)	1st half
323	vs. Cleveland (12-08-13)	2nd half
306	at Miami (9-12-11)	2nd half
302	at New Orleans (9-17-17)	1st half



TOM BRADY

PLAYOFF NOTES

BRADY TOPS POSTSEASON STATS LISTS

Tom Brady threw three touchdown passes in the 2014 AFC Divisional Playoff game vs. Baltimore (1/10/15) to move past Joe Montana (45) for the most touchdown passes in the postseason. Brady now has 63 postseason touchdowns. Brady is also the all-time leading passer in the postseason.

NFL ALL-TIME LEADERS: POSTSEASON TOUCHDOWN PASSES

PLAYER	TEAM	TDS
Tom Brady	New England	63
Joe Montana	San Fran./Kansas City	45
Brett Favre	Green Bay/Minnesota	44
Peyton Manning	Indianapolis/Denver	40
Aaron Rodgers	Green Bay	36
Dan Marino	Miami	32
Kurt Warner	St. Louis/Arizona	31

NFL ALL-TIME LEADERS: POSTSEASON TD PASSES, SINGLE GAME

PLAYER	TEAM	GAME	TDS
Tom Brady	NE	AFC-D: NE vs. DEN (1/14/12)	6
Daryle Lamonica	OAK	AFC-D: OAK vs. HOU (12/21/69)	6
Steve Young	SF	SB: SF vs. SD (1/30/95)	6

NFL ALL-TIME LEADERS: POSTSEASON PASSING YARDS

PLAYER	TEAM	YDS
Tom Brady	New England	9,094
Peyton Manning	Indianapolis/Denver	7,339
Brett Favre	Green Bay/Minnesota	5,855
Joe Montana	San Fran./Kansas City	5,772
John Elway	Denver	4,964
Ben Roethlisberger	Pittsburgh	4,787

NFL ALL-TIME LEADERS: POSTSEASON COMPLETIONS

PLAYER	TEAM	COMPLETIONS
Tom Brady	New England	831
Peyton Manning	Indianapolis/Denver	649
Brett Favre	Green Bay/Minnesota	481
Joe Montana	San Fran./Kansas City	460

NFL ALL-TIME LEADERS: POSTSEASON COMP. PCT., SINGLE GAME

PLAYER	TEAM	GAME	COMP PCT.
Tom Brady	NE	AFC-D: NE vs. JAX (1/12/08)	92.9 (26-28)
Phil Simms	NYG	SB: NYG vs. DEN, (1/26/87)	88.0 (22-25)
Kurt Warner	ARI	NFC-WC: ARI vs. (2/1/09)	87.9 (29-33)

MOST 300-YARD PASSING GAMES, POSTSEASON HISTORY

PLAYER	TEAM	300-YARD GAMES
Tom Brady	New England	12
Peyton Manning	Indianapolis/Denver	9
Aaron Rodgers	Green Bay	6
Joe Montana	SF/Kansas City	6
Kurt Warner	STL/Arizona	6
Drew Brees	San Diego/New Orleans	6
Dan Fouts	San Diego	5

NFL ALL-TIME LEADERS: POSTSEASON TD PASSES, CONSECUTIVE GAMES

PLAYER	TEAM	GAMES
Brett Favre	GB/MIN	20 (1995-2009)
Tom Brady	NE	18 (2001-2011)
Dan Marino	MIA	13 (1983-1995)

BRADY IN POSTSEASON

With the win in Super Bowl LI and another MVP award, Brady now has the most Super Bowl wins by a quarterback and the most Super Bowl MVP Awards.

QBs WITH 3 OR MORE SUPER BOWL VICTORIES

PLAYER	TEAM	WINS
Tom Brady	NE	5
Terry Bradshaw	PIT	4
Joe Montana	SF	4
Troy Aikman	DAL	3

PLAYERS WITH MULTIPLE SUPER BOWL MVP AWARDS

PLAYER	TEAM	MVPS
Tom Brady	NE	4
Joe Montana	SF	3
Terry Bradshaw	PIT	2
Bart Starr	GB	2
Eli Manning	NYG	2

BRADY HAS MOST PLAYOFF WINS

Tom Brady is the winningest quarterback in NFL playoff history among signal callers who have made at least 10 starts.

MOST PLAYOFF WINS BY STARTING QB IN NFL HISTORY

PLAYER	TEAM	PLAYOFF WINS
Tom Brady	New England	25
Joe Montana	San Fran./K.C.	16
Terry Bradshaw	Pittsburgh	14
John Elway	Denver	14
Peyton Manning	Indianapolis/Denver	14
Brett Favre	Green Bay	13
Ben Roethlisberger	Pittsburgh	12
Troy Aikman	Dallas	11
Roger Staubach	Dallas	11

HIGHEST PLAYOFF WIN PCT. BY STARTING QB IN NFL HISTORY (Minimum 10 Starts)

PLAYER	TEAM	W	L	PCT
Bart Starr	Green Bay	9	1	.900
Jim Plunkett	Oak./L.A. Raiders	8	2	.800
Terry Bradshaw	Pittsburgh	14	5	.737
Tom Brady	New England	25	9	.735
Troy Aikman	Dallas	11	4	.733
Joe Montana	San Fran./K.C.	16	7	.696
Kurt Warner	St. Louis/Arizona	9	4	.692
Russell Wilson	Seattle	8	4	.667
John Elway	Denver	14	7	.667
Joe Flacco	Baltimore	10	5	.667
Eli Manning	NY Giants	8	4	.667

MOST PLAYOFF STARTS BY A QUARTERBACK

PLAYER	TEAM	STARTS
Tom Brady	New England	34
Peyton Manning	Indianapolis/Denver	27
Brett Favre	Green Bay/Minnesota	24
Joe Montana	San Fran./Kansas City	23
John Elway	Denver	21

BRADY IN THE SUPER BOWL

Brady is the all-time leader in Super Bowl passing yards (2,071), completions (207), pass attempts (309) and touchdowns (15). Brady's start in Super Bowl LI was his NFL record seventh Super Bowl start, the most among all NFL players.

SUPER BOWL PASSING YARDS

PLAYER	ATT	COMP	YARDS
Tom Brady	309	207	2,071
Kurt Warner	132	83	1,156
Joe Montana	122	83	1,142
John Elway	152	76	1,128
Peyton Manning	155	103	1,001
Terry Bradshaw	84	49	932

SUPER BOWL PASSING TOUCHDOWNS

PLAYER	APPEARANCES	TDS
Tom Brady	7	15
Joe Montana	4	11
Terry Bradshaw	4	9
Roger Staubach	4	8
Kurt Warner	3	6
Steve Young	2	6

SUPER BOWL STARTS BY A QUARTERBACK

STARTING QB	TEAM	#	APPEARANCES
Tom Brady	NE	7	XXXVI, XXXVIII, XXXIX, XLII, XLVI, XLIX, LI
John Elway	DEN	5	XXI, XXII, XXIV, XXXII, XXXIII
Terry Bradshaw	PIT	4	IX, X, XIII, XIV
Jim Kelly	BUF	4	XXV, XXVI, XXVII, XXVIII
Peyton Manning	IND/DEN	4	XLI, XLIV, XLVIII, 50
Joe Montana	SF	4	XVI, XIX, XXIII, XXIV
Roger Staubach	DAL	4	VI, X, XII, XIII



TOM BRADY

PLAYOFF NOTES

BRADY'S SEVEN CONFERENCE TITLES ARE THE MOST OF ANY STARTING QB IN SUPER BOWL ERA

The 2016 AFC Championship was Tom Brady's seventh conference title, the most conference titles in NFL history during the Super Bowl Era [since 1966].

MOST CONFERENCE CHAMPIONSHIPS AS A STARTING QUARTERBACK IN SUPER BOWL ERA

STARTING QB	TEAM	#	SEASONS	SUPER BOWL APPEARANCES
Tom Brady	New England	7	2001, 2003, 2004, 2007, 2011, 2014, 2016	XXXVI, XXXVIII, XXXIX, XLII, XLVI, XLIX, LI
John Elway	Denver	5	1986, 1987, 1989, 1997, 1998	XXI, XXII, XXIV, XXXII, XXXIII
Terry Bradshaw	Pittsburgh	4	1974, 1975, 1978, 1979	IX, X, XIII, XIV
Jim Kelly	Buffalo	4	1990, 1991, 1992, 1993	XXV, XXVI, XXVII, XXVIII
Joe Montana	San Francisco	4	1981, 1984, 1988, 1989	XVI, XIX, XXIII, XXIV
Roger Staubach	Dallas	4	1971, 1975, 1977, 1978	VI, X, XII, XIII
Peyton Manning	Indianapolis/Denver	4	2006, 2009, 2013, 2015	XLI, XLIV, XLVIII, 50
Troy Aikman	Dallas	3	1992, 1993, 1995	XXXVII, XXXVIII, XXX
Bob Griese	Miami	3	1971, 1972, 1973	VI, VII, VIII
Ben Roethlisberger	Pittsburgh	3	2005, 2008, 2010	XL, XLIII, XLV
Fran Tarkenton	Minnesota	3	1973, 1974, 1976	VII, IX, XI
Kurt Warner	St. Louis/Arizona	3	1999, 2001, 2008	XXXIV, XXXVI, XLIII

SUPER COMBINATION

New England head coach Bill Belichick and quarterback Tom Brady won their seventh conference championship together in 2016. Three other coach/quarterback duos have qualified for four Super Bowls - Dallas' Tom Landry and Roger Staubach; Buffalo's Marv Levy and Jim Kelly, and Pittsburgh's Chuck Noll and Terry Bradshaw.

MOST CONFERENCE CHAMPIONSHIPS BY A HEAD COACH-QUARTERBACK TANDEM

QUARTERBACK	HEAD COACH	TEAM	CONFERENCE TITLES	YEARS
Tom Brady	Bill Belichick	New England	7	2001, 2003, 2004, 2007, 2011, 2014, 2016
Roger Staubach	Tom Landry	Dallas	4	1971, 1975, 1977, 1978
Jim Kelly	Marv Levy	Buffalo	4	1990, 1991, 1992, 1993
Terry Bradshaw	Chuck Noll	Pittsburgh	4	1974, 1975, 1978, 1979

DIVISION TITLES

15

Tom Brady added to his NFL record with his 15th division championship in 2017. Peyton Manning has the second-most with 12 division titles.

Quarterback	Career Division Titles
Tom Brady	15
Peyton Manning	12
Joe Montana	9
Brett Favre	8
Terry Bradshaw	7
John Elway	7

BRADY OWNS NFL RECORD FOR MOST CONSECUTIVE DIVISION TITLES

Tom Brady extended an NFL record by leading the Patriots to their ninth straight division title in 2017.

Player	Team	Cons. Division Titles
Tom Brady	Patriots	9 (2009-17)
Terry Bradshaw	Steelers	6 (1974-79)
Fran Tarkenton	Vikings	6 (1973-78)

BRADY SET NFL RECORD FOR MOST CONSECUTIVE COMPLETIONS IN SUPER BOWL HISTORY

In Super Bowl XLVI, Brady completed a record 16 straight passes to set a new Super Bowl record. The previous record was held by Joe Montana, who had 13 straight completions in Super Bowl XXIV.

BRADY SET NFL RECORD WITH HIS 11TH CONFERENCE CHAMPIONSHIP

Tom Brady appeared in his NFL-record 11th conference championship game in 2016, moving past Gene Upshaw and George Blanda, who played in 10 conference championship games.

BRADY POSTSEASON GAMES

Tom Brady leads the NFL with 34 postseason games.

Player	Teams	Postseason Games
Tom Brady	Patriots	34
Adam Vinatieri	NE/IND	30
Jerry Rice	SF/OAK/SEA	29
D.D. Lewis	Dallas	27
Peyton Manning	IND/DEN	27

GOOD THINGS COME IN THREES

Tom Brady threw three TD passes in the 2016 AFC Championship Game to tie Joe Montana for the most games with three or more touchdowns in the postseason. New England is 9-0 in those games.

Most 3 TD Pass Playoff Games - Since Merger

Tom Brady	9
Joe Montana	9
Aaron Rodgers	7
Peyton Manning	6
Brett Favre	6



PATRIOTS OFFENSIVE NOTES

C DAVID ANDREWS

FOOTBALL FAMILY

David Andrews is the nephew of long-time NFL head coach and player Dan Reeves. Andrews said the bond between the two is still strong and he still seeks Reeves' advice.

"Not many people in my family know what it's like to play in the NFL," he told the *Boston Globe*. "So he's kind of the only one I can bounce things off or someone who might understand what it's like, so it's definitely cool."

RB BRANDON BOLDEN

BETTER THAN AVERAGE

RB Brandon Bolden's 8.6-yard average at Buffalo (9/30/12) is tied for the third highest all-time in a single game for the Patriots among running backs with at least 15 rushing attempts. Bolden earned the FedEx Ground Player of the Week for his performance.

HIGHEST RUSHING AVERAGE/SINGLE GAME (MIN. 15 RUSHING ATTEMPTS)

Player	Average
Curtis Martin	9.6 (17-164 vs. Washington, Oct. 13, 1996)
Tony Collins	9.2 (23-212 vs. N.Y. Jets, Sept. 18, 1983)
Sammy Morris	8.6 (16-138 vs. Denver, Oct. 20, 2008)
Jim Nance	8.6 (17-146 at Houston, Dec. 11, 1966)
Brandon Bolden	8.6 (16-137 at Buffalo, Sept. 30, 2012)
Stevan Ridley	8.5 (15-127 at St. Louis, Oct. 28, 2012)

BOLDEN FORCES THE ISSUE

RB Brandon Bolden forced a fumble on a kickoff vs. Houston (9/22/16) that was recovered by S Duron Harmon. It was Bolden's third career forced fumble on a kickoff.

He forced a fumble on a kickoff vs. Cincinnati (10/5/14) that was returned 9 yards for a touchdown by DB Kyle Arrington. He also forced a fumble on a kickoff at the New York Giants (11/15/15).

FOOTBALL FAMILY TRADITION

Bolden's grandfather, Frank Pitts, played 10 years in the NFL (1965-74) as a receiver for Kansas City, Cleveland and Oakland. He was with Kansas City for two Super Bowls, losing Super Bowl I and winning Super Bowl IV. Said Bolden about his grandfather, "I remember being six years old, him popping in a high-light film of Super Bowl I and IV. I've seen that tape at least 500 times."

BOLDEN BLOCK PARTY

Brandon Bolden blocked his first NFL punt in the win at San Diego (12/7/14) to give the Patriots a first down at the Chargers 25-yard line. The ensuing drive resulted in a touchdown.

RB REX BURKHEAD

A SELFLESS CAUSE

As a junior at the University of Nebraska, Rex formed a close bond with a 5-year old fan of his, Jack Hoffman, who had been diagnosed with brain cancer. During that 2011 season, Rex wore a wristband with the phrase "Team Jack - Pray" which helped bring pediatric brain cancer into the national spotlight. Burkhead hosted Hoffman for a lunch, provided a personal tour of Memorial Stadium and has since joined the board of directors of the "Team Jack Foundation," which has raised more than \$4 million dollars to fight pediatric brain cancer since 2013. Rex recently hosted a fund raiser this past offseason at his high school alma mater that raised roughly \$45,000. In 2013, Jack Hoffman's touchdown run during Nebraska's spring football scrimmage went viral and earned him an ESPY award.

WR BRANDIN COOKS

OVERCOMING ADVERSITY

Brandin Cooks, the youngest of four children, lost his father to a heart attack at the age of six. His mother was forced to pick up a second job at an after school program on top of her regular 3:00 a.m. shift at a local warehouse in order to keep food on the table for the boys. Eager to take some of the burden of raising four boys off his mother, Brandin committed himself to athletics where he excelled at both track and field, as well as football, on his way to earning a scholarship to Oregon State University.

COOKS REACHES 1,000

WR Brandin Cooks (1,003) reached 1,000 yards for the third straight season. He became the 11th Patriots player to reach 1,000 yards receiving.



PATRIOTS OFFENSIVE NOTES

TE ROB GRONKOWSKI

RECEIVING YARDS RECORD

Rob Gronkowski finished the 2011 season with 1,327 receiving yards, surpassing San Diego's Kellen Winslow's 1980 record of 1,290 receiving yards for most receiving yards in a season by a tight end. Gronkowski (1,176) reached 1,000 yards for the third time in 2015 and had 11 touchdowns in 2015 for his fifth season with 10 or more touchdowns. The 1,176 yards led all tight ends in 2015 and is 10th all-time for a tight end in NFL history. He enters the final week of 2017 first among all tight ends with 1,084 yards.

MOST RECEIVING YARDS BY TIGHT END IN THE NFL

Player	Yards	Year
Rob Gronkowski	1,327	2011
Jimmy Graham (NO)	1,310	2011
Kellen Winslow (SD)	1,290	1980
Tony Gonzalez (KC)	1,258	2004
Todd Christensen (Raiders)	1,247	1983
Jimmy Graham (NO)	1,215	2013
Jackie Smith (STL)	1,205	1967
Tony Gonzalez (KC)	1,203	2000
Pete Retzlaff (PHI)	1,190	1965
Rob Gronkowski	1,176	2015

MOST RECEIVING YARDS BY A PATRIOTS TIGHT END

Player	Yards	Year
Rob Gronkowski	1,327	2011
Rob Gronkowski	1,176	2015
Ben Coates	1,174	1994
Rob Gronkowski	1,158	2015
Rob Gronkowski	1,124	2014
Rob Gronkowski	1,084	2017
Ben Coates	915	1995
Aaron Hernandez	910	2011
Marv Cook	808	1991
Don Hasselbeck	808	1981

MOST RECEPTIONS BY A PATRIOTS TIGHT END

Player	Rec.	Year
Ben Coates	96	1994
Rob Gronkowski	90	2011
Ben Coates	84	1999
Rob Gronkowski	82	2014
Marv Cook	82	1991

GRONKOWSKI JOINS ELITE TE CLUB

Rob Gronkowski eclipsed 1,000 yards receiving and 10+ touchdowns for the third time in his career in 2015 and is the only tight end in NFL history with three 1,000-yard and double-digit TD seasons. He has 1,017 yards and seven touchdowns in 2017 and is on pace for his fourth such season.

TIGHT ENDS WITH TWO 1,000-YARD RECEIVING AT 10+TD SEASONS

Player, Team	Season	Rec. Yards	Touchdowns
Rob Gronkowski, NE	2011	1,327	17
Jimmy Graham, NO	2011	1,310	11
Jimmy Graham, NO	2013	1,215	16
Rob Gronkowski, NE	2015	1,176	11
Rob Gronkowski, NE	2014	1,124	12

SPECIAL CONNECTION

Since Rob Gronkowski entered the NFL in 2010, he and Tom Brady have connected on 75 touchdown passes, the most among any NFL duo.

MOST TOUCHDOWN CONNECTIONS SINCE 2010

Tom Brady and Rob Gronkowski	75
Aaron Rodgers and Jordy Nelson	61
Philip Rivers and Antonio Gates	55

MULTI-SCORE GAMES

Gronkowski has had two or more touchdowns in a game 16 times. Gronkowski passed Randy Moss (15) for the franchise record for most games with at least two touchdowns after he scored two touchdowns vs. Miami on Nov. 26, 2017.

PATRIOTS RECORD FOR MOST GAMES WITH MULTIPLE TDS

Rob Gronkowski	16
Randy Moss	15
Corey Dillon	13
Stanley Morgan	11

MOST GAMES WITH MULTIPLE TOUCHDOWNS BY AN NFL TIGHT END

Antonio Gates	21
Tony Gonzalez	18
Rob Gronkowski	16
Jimmy Graham	15

GRONKOWSKI DOUBLE-DIGIT TDS

Gronkowski became the first tight end in NFL history to have five seasons with 10 or more touchdowns. Gronkowski has seven touchdowns so far in 2017.

NFL TIGHT ENDS WITH MOST 10-PLUS TOUCHDOWN SEASONS

Rob Gronkowski	5	2010 (10), 2011 (18), 2012 (11), 2014 (11), 2015 (11)
Antonio Gates	4	2004 (13), 2005 (10), 2010 (10), 2014 (12)
Jimmy Graham	4	2011 (11), 2013 (16), 2014 (10), 2017 (10)
Tony Gonzalez	3	1999 (11), 2003 (10), 2008 (10)
Dallas Clark	2	2007 (11), 2009 (10)
Vernon Davis	2	2009 (13), 2013 (13)
Shannon Sharpe	2	1996 (10), 1998 (10)
Wesley Walls	2	1996 (10), 1999 (12)
Julius Thomas	2	2013 (12), 2013 (12)

MOST 10-PLUS TOUCHDOWN SEASONS / PATRIOTS HISTORY

5 Rob Gronkowski	2010-12, 2014-15
3 Randy Moss	2007-09
3 Corey Dillon	2004-06
2 BenJarvus Green-Ellis	2010-11
2 Curtis Martin	1995-96
2 Stanley Morgan	1979, 1986

GRONKOWSKI REACHES 1,000 YARDS

Rob Gronkowski (1,084) reached 1,000 yards in 2017 for the fourth time in his career and joins Tony Gonzalez and Jason Witten as the only tight ends in NFL history with four 1,000-yard seasons.

NFL TIGHT ENDS WITH AT LEAST TWO 1,000-YARD SEASONS

Rob Gronkowski	4	2011, 14, 15, 17
Tony Gonzalez	4	2000, 04, 07, 08
Jason Witten	4	2007, 09, 10, 12
Kellen Winslow, Sr.	3	1980, 81, 83
Shannon Sharpe	3	1994, 96, 97
Todd Christensen	3	1983, 84, 86
Greg Olsen	3	2014, 15, 16
Antonio Gates	2	2005, 09
Jimmy Graham	2	2011, 13
Ozzie Newsome	2	1981, 84



PATRIOTS OFFENSIVE NOTES

TIGHT END TD RECORD

Gronkowski set an NFL record for most touchdowns by a tight end with 18 overall touchdowns in 2011 (17 receiving and 1 rushing).

MOST TOTAL TDs BY A TIGHT END IN A SINGLE NFL SEASON

TDs	Player	Team	Year
18	Rob Gronkowski	NE	2011 (17 pass, 1 rush)
16	Jimmy Graham	NO	2013 (16 pass)
13	Tyler Eifert	CIN	2015 (13 pass)
13	Vernon Davis	SF	2013 (13 pass)
13	Vernon Davis	SF	2009 (13 pass)
13	Antonio Gates	SD	2004 (13 pass)

MOST TD RECEPTIONS BY A TIGHT END IN A SINGLE NFL SEASON

TDs	Player	Team	Year
17	Rob Gronkowski	NE	2011
16	Jimmy Graham	NO	2013
13	Tyler Eifert	CIN	2015
13	Vernon Davis	SF	2013
13	Vernon Davis	SF	2009
13	Antonio Gates	SD	2004

TE TD CLUB

Gronkowski now has 76 career touchdown receptions, third all-time by a tight end.

MOST TOUCHDOWN RECEPTIONS BY AN NFL TIGHT END

Player	Total Career TDs
Antonio Gates	114
Tony Gonzalez	111
Rob Gronkowski	76
Jimmy Graham	69
Jason Witten	68
Shannon Sharpe	62
Jerry Smith	60
Vernon Davis	60

BRADY TO GRONK ON REPEAT

THE MOST TD CONNECTIONS BETWEEN A QB AND A TE IN NFL HISTORY

Quarterback	Tight End	Team	TD Connections
Philip Rivers	Antonio Gates	LA Chargers	87
Tom Brady	Rob Gronkowski	New England	75
Drew Brees	Jimmy Graham	New Orleans	51
Drew Bledsoe	Ben Coates	New England	45
Peyton Manning	Dallas Clark	Indianapolis	44
Sonny Jurgensen	Jerry Smith	Washington	43
Dan Fouts	Kellen Winslow	San Diego	41
John Elway	Shannon Sharpe	Denver	41
Ben Roethlisberger	Heath Miller	Pittsburgh	41

BRADY TO GRONK - 5TH PLACE ALL-TIME

Quarterback	Receiver	Touchdown Connections
Peyton Manning	Marvin Harrison	112
Philip Rivers	Antonio Gates	87
Steve Young	Jerry Rice	85
Dan Marino	Mark Clayton	79
Tom Brady	Rob Gronkowski	75
Drew Brees	Marques Colston	72
Peyton Manning	Reggie Wayne	67
Jim Kelly	Andre Reed	65
Aaron Rodgers	Jordy Nelson	65
Johnny Unitas	Raymond Berry	63
Brett Favre	Antonio Freeman	57

SPECIAL CONNECTION I

Rob Gronkowski and Tom Brady have connected for 7,104 yards, the third-most between a quarterback and a tight end in NFL history.

MOST RECEIVING YARDS BETWEEN A QB AND A TIGHT END IN NFL HISTORY

Quarterback	Tight End	Team	Rec. Yds.
Philip Rivers	Antonio Gates	LA Chargers	8,892
Tony Romo	Jason Witten	Dallas	7,287
Tom Brady	Rob Gronkowski	New England	7,104

SPECIAL CONNECTION II

Rob Gronkowski has 7,104 receiving yards from Tom Brady and moved past Wes Welker for the most receiving yards from Brady.

MOST RECEIVING YARDS FROM TOM BRADY

Player	Receiving Yards
Rob Gronkowski	7,104
Wes Welker	6,300
Julian Edelman	4,264

DOUBLE-DIGIT TD SEASONS

Gronkowski is the first tight end in NFL history to have three straight 10-plus touchdown seasons.

CONSECUTIVE 10-PLUS TD SEASON BY A TE/NFL HISTORY

3 Rob Gronkowski	10 in 2010, 18 in 2011, 11 in 2012
2 Antonio Gates	13 in 2004 and 10 in 2005

THREE STRAIGHT 10-TD SEASONS

Gronkowski had three straight 10-touchdown seasons (10 in 2010, 18 in 2011 and 11 in 2012). Gronkowski joins Randy Moss (2007, 2008 and 2009) and Corey Dillon (2004, 2005, 2006) as the only Patriots with three straight 10-plus touchdown seasons. He is the first Patriots with five 10-plus touchdown seasons overall after reaching 11 touchdowns in 2015.

CONSECUTIVE 10-PLUS TD SEASONS / PATRIOTS HISTORY

3 Rob Gronkowski - 2010, 2011, 2012

3 Randy Moss - 2007, 2008, 2009

3 Corey Dillon - 2004, 2005, 2006

2 BenJarvus Green-Ellis - 2010, 2011

2 Curtis Martin - 1995, 1996

MOST 10-PLUS TOUCHDOWN SEASONS / PATRIOTS HISTORY

5 Rob Gronkowski - 2010, 2011, 2012, 2014 and 2015

3 Randy Moss - 2007, 2008, 2009

3 Corey Dillon - 2004, 2005, 2006

2 BenJarvus Green-Ellis - 2010, 2011

2 Curtis Martin - 1995, 1996

2 Stanley Morgan - 1979, 1986

GRONK FOURTH FASTEST 70 TD REC.

Rob Gronkowski scored his 70th career touchdown reception on a 5-yard pass from QB Tom Brady vs. Houston (9/24/17) and became the fastest tight end to reach 70 career touchdown receptions, doing so in his 91st career game.

FEWEST GAMES TO REACH 70 TD RECEPTIONS AMONG ALL NFL TIGHT ENDS

Rob Gronkowski	91
Antonio Gates	122
Tony Gonzalez	183

FEWEST GAMES TO REACH 70 TD RECEPTIONS OVERALL

Lance Alworth	80
Jerry Rice	81
Don Hutson	85
Randy Moss	89
Rob Gronkowski	91
Marvin Harrison	102
Dez Bryant	102

GRONK JOINS ELITE GROUP TO REACH 75 TD RECEPTIONS IN FIRST 100 GAMES

Gronkowski joins and elite group that reached 70 touchdown receptions in their first 100 games.

PLAYER RECEIVING TOUCHDOWNS THROUGH 100 GAMES

Jerry Rice	87
Don Hutson	86
Randy Moss	84
Lance Alworth	78
Rob Gronkowski	75



PATRIOTS OFFENSIVE NOTES

GRONK GOES OVER 100 AGAIN

Gronkowski matched his personal best with five 100-yard games in 2015. He also had five in 2011. The NFL record for most 100-yard games in a season by a tight end is six by Tony Gonzalez (2004 and 2000) and Jimmy Graham (2013). The Patriots record for most 100-yard games in a season is nine by Randy Moss (2007) and Stanley Morgan (1986). Gronkowski has three 100-yard games so far in 2017.

MOST 100-YARD RECEIVING GAMES IN A SINGLE SEASON BY A TE

Player	Season	100-Yard Games
Tony Gonzalez	2004	6
Tony Gonzalez	2000	6
Jimmy Graham	2013	6
Rob Gronkowski	2015	5
Rob Gronkowski	2011	5

MOST TD CATCHES BY A PATS TE

MOST TD CATCHES IN A SEASON BY A PATRIOTS TE

Player	Year	Rec	Yds	Avg	Lg	TD
Rob Gronkowski	2011	90	1,327	14.7	52t	17
Rob Gronkowski	2014	82	1,124	13.7	46t	12
Rob Gronkowski	2015	72	1,176	16.3	76T	11
Rob Gronkowski	2012	55	790	14.4	41	11
Rob Gronkowski	2010	42	546	13	28	10
Ben Coates	1996	62	682	11	84t	9

Gronkowski finished the 2011 season with 90 receptions, posting the 15th season with 90 or more receptions by a tight end in NFL history

IN GOOD COMPANY

In 2011, Rob Gronkowski joined Dallas Clark, Jimmy Graham, Tony Gonzalez and Todd Christensen, as the only tight ends in NFL history with 90-plus receptions, 1,000-plus yards and 10-plus touchdown receptions in a single season.

TIGHT ENDS WITH 90-PLUS RECEPTIONS, 1,000-PLUS YARDS AND 10-PLUS TOUCHDOWNS IN A SEASON

Player	Rec.	Yards	TDs	Year
Rob Gronkowski (NE)	90	1,327	17	2011
Jimmy Graham (NO)	99	1,310	11	2011
Dallas Clark (IND)	100	1,106	10	2009
Tony Gonzalez (KC)	96	1,058	10	2008
Todd Christensen (LAR)	92	1,247	12	1983

GRONK NETS 26th 100-YD GAME

Gronkowski finished with a career-best 168 yards at Pittsburgh on Dec. 17, 2017 for his 26th 100-yard receiving game, the second most by a tight end in NFL history to the 31 by Tony Gonzalez.

MOST 100-YARD RECEIVING GAMES IN PATRIOTS HISTORY

Stanley Morgan	38
Wes Welker	28
Rob Gronkowski	26
Randy Moss	18

MOST 100-YARD GAMES BY A PATRIOTS TIGHT END

Player	100-Yard Games
Rob Gronkowski	26
Ben Coates	9

MOST 100-YARD GAMES BY A TIGHT END IN NFL HISTORY

Player	100-Yard Games
Tony Gonzalez	31
Rob Gronkowski	26
Kellen Winslow	24
Jackie Smith	22
Antonio Gates	21
Jason Witten	21
Shannon Sharpe	19

Gronkowski had 168 yards receiving in the win at Pittsburgh on Dec. 17, 2017 and now has seven career fames with 140 or more yards, tied with Shannon Sharpe (7) for the most by a tight end in NFL history.

SECOND TO ONE

Gronkowski finished the 2011 season with 18 overall touchdowns (17 receiving, 1 rushing), passing Curtis Martin (17 overall in 1996) for the second highest single season total in Patriots history.

PATRIOTS RECORD BOOK / MOST TOUCHDOWNS IN A SEASON

Player	Season	TDs
Randy Moss	2007	23
Rob Gronkowski	2011	18
LeGarrette Blount	2016	18
Curtis Martin	1996	17

FINDING A WAY TO SCORE

Rob Gronkowski has the second highest touchdown per reception percentage in NFL history among players with at least 200 receptions since the 1970 merger.

Player, Team	Rec	TD	Pct.
Mike Quick, Philadelphia	363	61	16.8
Rob Gronkowski, New England	474	76	16.0
Wesley Walker, New York Jets	438	71	16.2
Randy Moss, MIN, OAK, NE, TEN, SF	982	156	15.9

ALL-PURPOSE PLAYER

In 2011, Gronkowski became the second tight end in NFL history to rush for a touchdown, catch a touchdown, record a tackle and return a kickoff in the same season. Bo Scaife was the first to accomplish the feat in 2006 with Tennessee.

END ZONE DOUBLE DOWN

Gronkowski's seven games with two or more touchdowns in 2011 are an NFL record for a tight end. Antonio Gates (San Diego in 2004) and Jerry Smith (Washington in 1967) each had four two-touchdown games. Gronkowski has 15 such games in his NFL career.

MOST GAMES WITH 2+ TD RECEPTIONS/SEASON

8	Randy Moss (Patriots)	2007
7	Rob Gronkowski (Patriots)	2011
7	Cris Carter (Minnesota)	1995
7	Jerry Rice (San Francisco)	1987

MOST TDS SINCE 2010

Gronkowski's 76 touchdown receptions since the start of the 2010 season are the most in the NFL. His 77 overall touchdowns, are tied with LeSean McCoy for the most.

MOST TOUCHDOWN RECEPTIONS SINCE 2010

Player	Touchdowns
Rob Gronkowski	76
Dez Bryant	73
Jimmy Graham	69
Jordy Nelson	65
Calvin Johnson	62

MOST TOUCHDOWNS RECEPTIONS BY A TIGHT END SINCE 2010

Player	Touchdowns
Rob Gronkowski	76
Jimmy Graham	69
Antonio Gates	55
Jason Witten	41
Greg Olsen	38
Vernon Davis	38
Kyle Rudolph	37
Julius Thomas	36



PATRIOTS OFFENSIVE NOTES

FOUR 3+ TD GAMES

With his three touchdowns against Pittsburgh (9/10/15), Gronkowski tied the Patriots record for most games with three or more touchdowns (4). His four three-touchdown performances are also most in the NFL since 2010.

MOST GAMES WITH THREE OR MORE TDS (REGULAR SEASON)

4	Rob Gronkowski
4	Randy Moss
2	LeGarrette Blount
2	Billy Lott
2	Curtis Martin
2	Larry Garron
2	Sam Cunningham

MOST THREE-TD GAMES SINCE 2010

Player	Team	Games with three or more Rec. TDs.
Rob Gronkowski	Patriots	3
Doug Baldwin	Seahawks	3
Odell Beckham Jr.	NY Giants	2
Antonio Brown	Pittsburgh	2
Michael Crabtree	Oakland	2
Victor Cruz	NY Giants	2
Vincent Jackson	San Diego	2
Calvin Johnson	Detroit	2
Brandon Marshall	Chicago	2
Jordy Nelson	Green Bay	2
Demaryius Thomas	Denver	2

WR CHRIS HOGAN

UNCONVENTIONAL JOURNEY

Despite a successful three year lacrosse career at Penn State, Hogan, also a standout football player in high school, said that playing college football was always in the back of his mind. Having redshirted his sophomore year of lacrosse, Hogan had an extra year of athletic eligibility following his fourth academic year at Penn State. As the football itch still lurked in the back of his mind, Chris played his final year of eligibility with the Monmouth football team, and at the end of the season joined in on some workouts with teammates who were training for the NFL Combine.

"I honestly didn't know if I had what it took to play in the NFL," Hogan wrote in the Tribune. "Still, it was one of those things where I didn't want to look back in five years and be like, 'Man, I wish I would've tried.'"

Chris did not get invited to compete in that year's Combine, but turned heads during a Pro Day held at Fordham. Later that summer, he signed with the San Francisco 49ers as an undrafted free agent.

OG TED KARRAS

SCHOOL'S NOT OUT

Although he already owns a bachelor's degree in communications and a master's degree in recreation, sport and tourism from his time at University of Illinois, Ted Karras hasn't completely given up his notebook for an NFL play book. Along with teammate Joe Thuney, Karras is pursuing his MBA from Indiana University thanks to an NFLPA program that provides tuition assistance for players while navigating a busy NFL schedule.

"It just seems to be that everyone keeps wanting to pay for my school, so I'm not going to turn it down," Karras told the Boston Globe.

Karras and Thuney began their MBA pursuit two weeks after the Patriots Super Bowl LI victory by taking online classes and Skyping with professors from Indiana University's Kelley School of Business up until training camp.

RB DION LEWIS

LEWIS ECLIPSES 100-YD MARK

RB Dion Lewis finished with 112 rushing yards vs. Miami on Nov. 26, 2017, marking the first 100-yard performance of his career and first 100-yard rush yards for the second time vs. Buffalo on Dec. 24, 2017 with a career-high 129 yards. er for the Patriots in 2017, Since 2000, New England is 47-1 when a Patriot eclipses 100 yards rushing. The only loss during the Bill Belichick era came at Miami on Dec. 20, 2004, when Corey Dillon rushed for 121 yards on 26 carries and the Patriots lost to the Dolphins, 29-28. Since then, New England is 34-0 with a 100-yard rusher.

BETTER THAN AVERAGE

Dion Lewis is averaging over 5.2-yard per carry in 2017 with 804 yards on 154 attempts. If he keeps the pace then he will become the fifth Patriots player to finish a season with average of at least 5 yards per carry.

HIGHEST AVERAGE RUSHING GAIN SEASON (100 ATTEMPTS)

- 5.59 Don Calhoun, 1976 (129-721)
- 5.45 Mosi Tatupu, 1983 (106-578)
- 5.05 Legarrette Blount, 2013 (153-772)
- 5.04 Carl Garrett, 1969 (137-691)

OL SHAQ MASON

A FAMOUS NAMESAKE

A noted sports fan and basketball enthusiast, Shaq's mother, Alicia McGuire, named him Shaquille Olajuwon Mason in 1993 after her two favorite NBA stars at the time, Shaquille O'Neal and Hakeem Olajuwon. The Tennessee native had the opportunity to meet one of his namesakes at a Memphis Grizzlies game while O'Neal was a member of the Miami Heat, receiving a special meet-and-greet and having his jersey signed.

WR MATTHEW SLATER

LIKE FATHER LIKE SON

Matthew Slater is one of 10 sons of Hall of Fame members to be drafted in NFL history.

HALL OF FAME FATHERS WITH SONS DRAFTED IN THE NFL

Jackie Slater (class of 2001) - son, Matthew Slater (NE)

Bobby Bell (class of 1983) - son, Bobby Bell (NYJ)

Tony Dorsett (class of 1994) - son, Anthony Dorsett (HOU)

Bob Griese (class of 1990) - son, Brian Griese (DEN)

Russ Grimm (class of 2010) - son, Cody Grimm (TB)

Howie Long (class of 2000) - son, Chris Long (STL)

son, Kyle Long (CHI)

Bruce Matthews (class of 2007) - son, Jake Matthews (ATL)

Don Shula (class of 1997) - son, Mike Shula (TB)

Kellen Winslow (class of 1995) - son, Kellen Winslow (CLE)



PATRIOTS OFFENSIVE NOTES

ALL-STAR COMBINATION

Matthew Slater has been voted the Pro Bowl for seven straight seasons, matching the seven that his father was voted to with the LA Rams. The Slater family's 14 combined Pro Bowls are the second most among father-son contingents to have been voted to at least one Pro Bowl each.

MOST FATHER AND SON PRO BOWL SELECTIONS

Players	Pro Bowls
Archie (2), Peyton (14) and Eli Manning (4)	20
Jackie (7) and Matthew Slater (7)	14

ELECTED TEAM LEADER

Patriots wide receiver Matthew Slater has been named to seven straight Pro Bowls (2011-17) for his special teams work, but perhaps more revealing of his value to New England is the fact that he was elected a captain by his teammates for the seventh straight season in 2017.

The special teams ace was willing to share his advice on being a great captain with high school football players in a story published by *The Boston Globe*. "I think first and foremost, you have to be able to put others before yourself. Being a captain and leadership is about serving, and to me, that means a great deal of sacrifice – putting aside personal agendas for the greater common goal. Leadership is equated with sacrifice. I think you have to be willing to do whatever it takes for the unit to succeed. I think you need to lead by example. A lot of times, it's about what you do, not what you say."

SLATER'S EMERGENCE WAS SPECIAL

Bill Belichick acknowledged Matthew Slater's role as a gunner on special teams: "Matt is one of the best in the league," Belichick said. "Any time the punt return team has to double somebody, that makes it one less guy they can use somewhere else in the return. He almost always draws two guys out there unless they're in an eight-man rush. Most of the time, there's two guys out there – fourth-and-short, where they're trying to protect the box – but he draws a lot of double teams, and deservedly so. He does an outstanding job of covering punts."

OL JOE THUNEY

THUNEY DOES HAVE THE SIZE

An Ohio native, Joe Thuney was told he may not have the size to play offensive line in the Big Ten conference for his hometown Ohio State Buckeyes. Settling on North Carolina State, Thuney went on to become a mainstay on the offensive line while also earning his bachelor's degree in accounting in just three years, added an internal affairs degree and also minored in Spanish.

BACK TO SCHOOL

Along with teammate Ted Karras, Joe Thuney has taken advantage of an NFL-PA program that assists its players in earning college degrees. After earning his degree in accounting while also studying international studies at N.C. State, Thuney is now pursuing his MBA through Indiana University's Kelley School of Business.

RB JAMES WHITE

WHITE CATCHES TD PASSES

RB James White has the most touchdown receptions by a running back in the NFL since 2015 with 12

RUNNING BACK WITH THE MOST RECEIVING TD SINCE 2015

Player	Team	TDs
James White	Patriots	12
Theo Riddick	Lions	10
David Johnson	Cardinals	8
Chris Thompson	Redskins	8
Danny Woodhead	Chargers/Ravens	7

WHITE HAS CAREER DAY

James White set career regular season highs with 10 receptions and 115 receiving yards vs. Philadelphia (12/6/15). White's 115 receiving yards are the second-highest such total for a Patriots running back since the 1970 AFL-NFL merger, trailing only Shane Vereen's team-record 153 receiving yards vs. Cleveland on Dec. 8, 2013. White tied his career high with 10 receptions vs. Carolina on Oct. 1, 2017 and became the second Patriots running back with two regular games with at least 10 receptions.

PATRIOTS HISTORY / MOST RECEIVING YARDS IN A GAME BY A RUNNING BACK

Player	Date	Opp	Rec
Shane Vereen	12/08/13	CLE	153
Dick Christy	11/04/60	OAK	124
Joe Johnson	11/25/60	HOU	123
James White	12/06/15	PHI	115
Larry Garron	12/11/66	HOU	113
Tony Collins	10/27/85	TB	109
Kevin Faulk	11/10/02	CHI	109
Kevin Faulk	11/23/03	HOU	108
Billy Lott	10/22/61	BUF	108

PATRIOTS HISTORY / MOST RECEPTIONS IN A GAME BY A RUNNING BACK

Player	Date	Opp	Rec
Shane Vereen	12/08/13	CLV	12
Tony Collins	11/29/87	PHI	11
Kevin Faulk	09/03/20	TB	11
Leroy Thompson	11/13/94	MIN	11
James White	10/01/17	CAR	10
James White	12/06/15	PHI	10
Tony Collins	11/16/86	LAR	10
Tony Collins	09/28/86	DEN	9
Kevin Faulk	12/29/02	MIA	9

SUPER BOWL RECORD SETTER

James White set a Super Bowl record with 14 receptions for 110 yards. The previous high was 13 receptions by WR Demaryius Thomas of Denver in Super Bowl XLVII.

MOST RECEPTIONS IN A SUPER BOWL/GAME

- 14 James White vs. Atlanta - Super Bowl LI**
- 13 Demaryius Thomas vs. Seattle - Super Bowl XLVII
- 11 Dan Ross vs. San Francisco - Super Bowl XVI
- 11 Jerry Rice vs. San Diego - Super Bowl XXIX
- 11 Wes Welker vs. N.Y. Giants - Super Bowl XLII
- 11 Shane Vereen vs. Seattle - Super Bowl XLIX

White also set a Super Bowl record by scoring 20 points with two rushing touchdowns, one touchdown reception and one two-point conversion.

MOST POINTS SCORED IN A SUPER BOWL/GAME

- 20 James White - Super Bowl LI**
- 18 Roger Craig - Super Bowl XIX
- 18 Jerry Rice - Super Bowl XXIV
- 18 Ricky Watters - Super Bowl XXIX
- 18 Terrell Davis - Super Bowl XXXII

MOST TOUCHDOWNS IN A SUPER BOWL/GAME

- 3 James White, Super Bowl LI - (2 rushing and 1 receiving)**
- 3 Roger Craig, Super Bowl XIX - (1 rushing, 2 receiving)
- 3 Jerry Rice, Super Bowl XXIV - (3 receiving)
- 3 Ricky Watters, Super Bowl XXIX - (1 rushing, 2 receiving)
- 3 Terrell Davis, Super Bowl XXXII - (3 rushing)

WHITE ON GOOD PACE

RB James White has 56 catches so far in 2017. The Patriots record for most reception by a running back is 77 by Tony Collins in 1986.

MOST RECEPTIONS IN A SEASON BY A PATRIOTS RUNNING BACK

- 77 Tony Collins in 1986
- 65 Leroy Thompson in 1994
- 60 James White in 2016
- 58 Kevin Faulk in 2008
- 56 James White in 2017**



PATRIOTS DEFENSIVE NOTES

DL ADAM BUTLER

CAREER DEFINING CONTEST

Adam Butler arrived at Vanderbilt as an accomplished high school offensive lineman and spent his freshman season redshirting as a backup at center and guard. During his first offseason, Butler entered a rib eating contest, which judges ruled his team had lost. Butler disagreed and began arguing with the judges. Then Commodore defensive coordinator Bob Shoop was in attendance and witnessed Butler's demeanor and was impressed with his competitive attitude. Shoop convinced then head coach James Franklin to ask Butler to transition to defense.

"Coach Franklin brought me into his office and he asked me what I wanted, and I wanted whatever was best for the team," Butler told *The Tennessean*. "Because we were so short on defensive linemen at that time, that's how it happened."

CB MALCOLM BUTLER

WHAT'S IN A NAME

During his rookie season in 2014, Malcolm Butler was nicknamed "Strap" by former teammate Jamie Collins, alluding to his ability to so closely cover receivers on the field. In 2015, some teammates started calling him "Scrap" for his scrappy style of play, giving Butler two unique, albeit similar-sounding, nicknames.

BUTLER HAS FIRST TWO-PICK GAME

CB Malcolm Butler had his first career two-interception game in the win vs. NY Jets (12/24/16). It is the first time a Patriots player has had two picks in a game since CB Logan Ryan had two interceptions at Baltimore on Dec. 22, 2013.

THE BUTLER DID IT - THREE TIMES

Butler had three total takeaways with two interceptions and a fumble recovery in the second quarter vs. the NY Jets (12/24/16). It is the first time that a Patriots player has had three takeaways in the same game since Steve Gregory had two fumble recoveries and an interception at N.Y. Jets (11/22/12).

FIRST CAREER SACK

CB Malcolm Butler recorded his first NFL sack when he dropped Buffalo QB Tyrod Taylor for a 13-yard loss in the fourth quarter.

DL TREY FLOWERS

FLOWERS DOUBLES DOWN AGAIN

DL Trey Flowers had three two-sack games in 2016 and in the second-half of last season, he moved into a starting role. In his final eight games of the season he recorded seven sacks, ranking sixth in the NFL during that span.

Most Sacks in Second Half of 2016

Vic Beasley, Jr.	9
Cameron Wake	8.5
Danielle Hunter	8.5
Khalil Mack	8
Oliver Vernon	7.5
Trey Flowers	7

MULTI-SACK GAMES

MOST GAMES WITH 2+ SACKS 2016-17

Name	Mult-Sack Games
Calais Campbell (ARI/JAX)	6
Joey Bosa (SD/LAC)	5
Trey Flowers (Patriots)	5
Everson Griffen (Minnesota)	5
Terrell Suggs (Baltimore)	5
Vic Beasley Jr. (Atlanta)	4
Akiem Hicks (Chicago)	4
Chandler Jones (Arizona)	4
Khalil Mack (Oakland)	4
Von Miller (Denver)	4
Jason Pierre-Paul (N.Y. Giants)	4
Leonard Floyd (Chicago)	3
Dee Ford (Kansas City)	3
Markus Golden (Arizona)	3
Justin Houston (Kansas City)	3
Danielle Hunter (Minnesota)	3
Melvin Ingram (SD/LAC)	3
Brian Orakpo (Tennessee)	3

DB DURON HARMON

HARMON SECURES THE WIN

Duron Harmon picked off Pittsburgh QB Ben Roethlisberger in the end zone with five seconds to play to secure a 27-24 win on Dec. 17, 2017. It was the fourth time overall that he has picked off a pass in the end zone to secure a win and the second time he has done so in 2017. He intercepted Houston QB DeShaun Watson in the end zone as time expired to secure the win on Sept. 24, 2017. He picked off Miami QB Ryan Tannehill in the end zone with nine seconds to play to secure the Patriots 31-24 win on Sept. 18, 2016, and Harmon intercepted a Joe Flacco pass in the end zone with 1:39 left to preserve the Patriots 35-31 lead in an AFC Divisional win vs. Baltimore on Jan. 10, 2015. Ten of his career 13 interceptions have been in the fourth quarter.

LB ERIC LEE

LEE MAKES EARLY IMPRESSION

DL Eric Lee started his first NFL game against Buffalo (12/3) and recorded his first NFL interception when he picked off QB Tyrod Taylor at the 1-yard line to end Buffalo's first offensive drive. It is the Patriots' fifth red zone takeaway, the most in the NFL in 2017. He also added a 4-yard sack in the first quarter and then was credited with a half sack later in the game. The week prior vs. Miami (11/26), Lee played in his first NFL game and recorded his first NFL sack.



PATRIOTS DEFENSIVE/SPECIAL TEAMS NOTES

DB DEVIN McCOURTY

DOUBLE TROUBLE: DB DEVIN McCOURTY

After being selected by the Patriots in the first round of the 2010 NFL Draft, DB Devin McCourty became part of a select group in league history. McCourty's identical twin brother, Jason, a cornerback now with Cleveland, was selected in the sixth round of the 2009 NFL Draft by Tennessee. The two are the 12th set of twins to play in the NFL. Devin redshirted for the 2005 season and therefore was a year behind his brother in eligibility. According to McCourty's mother, the two can only be told apart by tiny scars on their faces left by chickenpox. The McCourty twins are one of two active sets of twins currently playing in the NFL.

Current Twins Playing in the NFL

Devin (NE) and Jason McCourty (CLE)
Maurkice (PIT) and Mike Pouncey (MIA)

McCOURTY GOES LONG

Devin McCourty had a 104-yard kickoff return for a touchdown vs. N.Y. Jets (10/21/12), the second longest kickoff return in team history. Ellis Hobbs has the longest in team history with a 108-yard return for a touchdown at N.Y. Jets on Sept. 9, 2007. He was named AFC Special Teams Player of the Week for his performance.

Longest Kickoff return in Patriots History

Ellis Hobbs 108TD at New York Jets (9-9-07)
Devin McCourty 104TD vs. New York Jets (10-21-12)

IN GOOD COMPANY

Devin McCourty earned Associated Press All-Pro Second Team honors at safety in 2013 and 2016. He also earned Second Team All-Pro Honors as a rookie in 2010 when he played cornerback. McCourty joins Pro Football Hall of Famers Rod Woodson and Ronnie Lott as the only NFL players to earn All-Pro honors at both safety and cornerback.

BROTHERS TEAM UP FOR A CAUSE

Devin, along with twin brother and Cleveland Browns defensive back Jason McCourty, has seen first-hand the effects of sickle cell disease. Both their aunt and uncle lived with the disease while their father carried the trait. Devin and Jason partnered with Embrace Kids Foundation to form their own "Tackle Sickle Cell" campaign aiming to educate the public, increase blood donations and raise money and awareness for the fight against sickle cell disease. Devin's work with the local Boston Children's Hospital has helped advance research of the disease with doctors now as close as they've ever been to a cure.

K STEPHEN GOSTKOWSKI

FRANCHISE SCORING LEADER

K Stephen Gostkowski became the Patriots all-time leader in points, passing Adam Vinatieri in 2014.

Player	Points
Stephen Gostkowski	1,607
Adam Vinatieri	1,158
Gino Cappelletti	1,130

NFL SCORING LEADER

Stephen Gostkowski finished first in the NFL in 2015 with 151 points. Gostkowski led the NFL in scoring for four straight seasons (2012-15) and is the first NFL player with five seasons of 150 or more points. He has 150 points in 2017, second to the 158 by Greg Zuerlein of the Rams.

Patriots Record for Most Points in a Season

158 Stephen Gostkowski, 2013
156 Stephen Gostkowski, 2014
155 Gino Cappelletti, 1964 (includes 7 TDs)
153 Stephen Gostkowski, 2012
151 Stephen Gostkowski, 2015
150 Stephen Gostkowski, 2017
148 Stephen Gostkowski, 2008
147 Gino Cappelletti, 1961

NFL Record for Most Points by a Kicker

166 David Akers (SF) in 2011
164 Gary Anderson (MIN) in 1998
163 Jeff Wilkins (STL) in 2003
161 Mark Moseley (WAS) in 1983
158 Stephen Gostkowski (NE) in 2013
158 Matt Bryant (ATL) in 2016
158 Greg Zuerlein (LAR) in 2017
157 Mike Vanderjagt (Indianapolis) in 2003
156 Stephen Gostkowski (NE) in 2014
153 Stephen Gostkowski (NE) in 2012
151 Stephen Gostkowski (NE) in 2015

NFL SCORING LEADER

Stephen Gostkowski is tied for the 18th most points in NFL history.

MOST POINTS / LIFETIME

Morten Andersen	2,544
Adam Vinatieri	2,479
Gary Anderson	2,434
Jason Hanson	2,150
John Carney	2,062
Matt Stover	2,004
George Blanda	2,002
Jason Elam	1,983
John Kasay	1,970
Phil Dawson	1,803
Sebastian Janikowski	1,799
Norm Johnson	1,736
David Akers	1,721
Nick Lowery	1,711
Jan Stenerud	1,699
Ryan Longwell	1,687
Matt Bryant	1,608
Stephen Gostkowski	1,607
Eddie Murray	1,594
Al Del Greco	1,584

GOSTKOWSKI GOES LONG

K Stephen Gostkowski kicked a franchise record 62-yard field goal against Oakland in Mexico City (11/19/17). Gostkowski had set a team record with a 58-yard field goal in the second quarter vs. Carolina on Oct. 1, 2017. It is the 18th field goal of 60 or more yards in NFL history.

LONGEST FIELD GOALS IN NFL HISTORY

Player	Team	Opponent	Date	Distance
Matt Prater	DEN	vs. TEN	12/08/13	64
Tom Dempsey	NO	vs. DET	11/08/70	63
Jason Elam	DEN	vs. JAX	10/25/98	63
Sebastian Janikowski	OAK	at DEN	09/12/11	63
David Akers	SF	vs. GB	09/09/12	63
Stephen Gostkowski	NE	at OAK	11/19/17	62
Matt Bryant	TB	vs. PHI	10/22/06	62

LONGEST FIELD GOALS IN PATRIOTS HISTORY

Player	Opponent	Date	Distance
Stephen Gostkowski	at OAK	11/19/17	62
Stephen Gostkowski	vs. CAR	10/01/17	58
Stephen Gostkowski	at DAL	10/11/15	57
Adam Vinatieri	at CHI	11/10/02	57
Adam Vinatieri	at STL	12/13/98	55
Matt Bahr	at MIA	11/12/95	55



PATRIOTS SPECIAL TEAMS NOTES

TEAM FG RECORD

Stephen Gostkowski moved past Adam Vinatieri (263) to become the Patriots all-time leader with 339 career field goals.

MOST FIELD GOALS IN PATRIOTS HISTORY

Stephen Gostkowski	339
Adam Vinatieri	263
Gino Cappelletti	176
John Smith	128

CONSECUTIVE EXTRA POINTS

Stephen Gostkowski set an NFL record for most consecutive extra points made in the regular season.

Most Consecutive (Kicking) PATS

478 Stephen Gostkowski, NE, 2006-2016

422	Matt Stover, BAL, IND 1996-2009
371	Jason Elam, DEN, 1993-2002
371	Jeff Wilkins, STL, 1999-2007
360	Jay Feely, ATL, NYG, MIA, NYJ, ARZ, CHI, 2002-14

DISTANCE

PROFICIENCY

76.7%

Stephen Gostkowski has made 76.7 percent of his field goals (23-for-30) from 50 yards or more, converting the third highest percentage of 50-plus yard field goal attempts in NFL history (minimum 20 attempts).

HIGHEST FIELD GOAL PERCENTAGE FROM 50 YARDS

Player	FGM	FGA	Pct.
Robbie Gould	27	35	77.1
Matt Prater	43	56	76.8
Stephen Gostkowski	23	30	76.7
Jeff Wilkins	26	36	72.2

EVEN STEPHEN

Gostkowski has connected on 87.6 percent of his regular season field goal attempts in his career, the best percentage in Patriots history. Additionally, Gostkowski's 87.6 field goal percentage is third-best among NFL kickers all-time.

PATRIOTS ALL-TIME LEADERS / FIELD GOAL PCT.

(Minimum 50 Attempts)

Player	Years	FGM	FGA	Pct.
Stephen Gostkowski	2006-17	339	387	.876
Adam Vinatieri	1996-05	263	321	.819
Matt Bahr	1993-95	55	72	.764

NFL ALL-TIME LEADERS / FIELD GOAL PCT.

(Minimum 50 Attempts)

Player	Years	FGM	FGA	Pct.
Justin Tucker	2012-17	200	222	90.1
Dan Bailey	2011-17	186	210	88.6
Stephen Gostkowski	2006-17	339	387	87.6
Steven Hauschka	2008-17	217	249	87.1
Robbie Gould	2005-17	323	372	86.8
Kai Forbath	2012-17	116	134	86.6
Mike Vanderjagt	1998-06	230	266	86.5
Nate Kaeding	2004-12	181	210	86.2
Rob Bironas	2005-13	239	279	85.7
Matt Bryant	2002-17	363	424	85.6
Shayne Graham	2001-15	277	324	85.5

GOSTKOWSKI HAS TEAM MARK

Gostkowski scored at least one point in 142 straight games, a franchise record. He set the new record in a win vs. Denver on Nov. 24, 2013. The record ended in the shutout loss vs. Buffalo on Oct. 2, 2016.

Patriots Record for Most Consecutive Games Scored

142 Stephen Gostkowski (12/17/06 to 10/02/16)

101	Adam Vinatieri (11/24/96 to 12/29/02)
101	John Smith (09/28/75 to 10/02/80)

1,000-POINT BENCHMARK

Stephen Gostkowski (1,607) reached the 1,000 point mark in only his 119th career game. He is the only kicker in NFL history to reach 1,000 career points in fewer than 120 career games played.

KICKERS TO REACH 1,000 POINTS IN FEWEST GAMES:

Player	Points	Games
Stephen Gostkowski	1,009	119
Mike Vanderjagt	1,004	126
Jason Elam	1,003	132
Ryan Longwell	1,002	136
Jan Stenerud	1,002	136

GOSTKOWSKI PILING ON

Stephen Gostkowski is the Patriots' all-time leading scorer in the post-season and is third for the most postseason points all-time.

Most Kicking Points in the Postseason

1. Adam Vinatieri	234
2. David Akers	175
3. Stephen Gostkowski	160
4. Gary Anderson	153
5. Mason Crosby	137
6. George Blanda	115
7. Matt Stover	106
8. Matt Bahr	103

MOST FIELD GOALS IN THE POSTSEASON

Adam Vinatieri - 56
David Akers - 39
Gary Anderson - 32
Stephen Gostkowski - 31
Mason Crosby - 26

Most Points in the Postseason

1. Adam Vinatieri	234
2. David Akers	175
3. Stephen Gostkowski	160
4. Gary Anderson	153
5. Mason Crosby	137
6. Jerry Rice	132
7t. Emmitt Smith	126
7t. Thurman Thomas	126
9. George Blanda	115
10. Matt Stover	106
11. Matt Bahr	103
12. Franco Harris	102

FIVE-TIME LEAGUE LEADER

Gostkowski led the NFL in scoring for the fourth straight season in 2015 with 151 points in 2015. He also led the NFL with 156 points in 2014, 158 points in 2013, 153 points in 2012 and 148 points in 2008. He joins Don Hutson and Gino Cappelletti as the only players to lead the NFL in scoring five times.

NFL Record for Most Seasons Leading the League in Scoring

5 Stephen Gostkowski (2008, 2012-15)

5	Don Hutson, Green Bay (1940-44)
5	Gino Cappelletti, Patriots (1961, 1963-66)
3	Earl Clark, Portsmouth (1932), Detroit (1935-36)
3	Pat Harder, Chicago Cardinals (1947-49)
3	Paul Hornung, Green Bay (1959-61)



PATRIOTS SPECIAL TEAMS NOTES

GOSTKOWSKI GAME WINNERS

Gostkowski has seven career regular season game-winning kicks and one in the playoffs. Those kicks are listed below.

GOSTKOWSKI'S CAREER GAME-WINNING FIELD GOALS

TIME LEFT	DISTANCE	FINAL SCORE	OPP	DATE
3:44 4th	32	23-21	ARI	09/11/2016
0:01 4th	54	27-16	NYG	11/15/2015
3:12 4th	53	34-31	HOU	12/01/2013
1:56, OT	31	34-31	DEN	11/24/2013
0:05, 4th	35	23-21	BUF	09/08/2013
1:56, OT	35	23-20	BAL	10/17/2010
11:02 OT	48	29-26	NYJ	10/21/2012
1:10, 4th	31	24-21	SD	01/14/2007*

*Postseason

GOSTKOWSKI DRILLS 300TH FG

K Stephen Gostkowski's 29-yard field goal in the first quarter vs. NY Jets (12/24/16) was his 300th career field goal. He is one of 31 NFL players to reach 300 career field goals.

Most Field Goals Among Active NFL Kickers

Adam Vinatieri	557
Phil Dawson	432
Sebastian Janikowski	414
Matt Bryant	363
Stephen Gostkowski	339

GOSTKOWSKI BREAKS HIS OWN TEAM RECORD

Gostkowski set a Patriots franchise record with 38 field goals in 2013 and now owns the top four field goal seasons in team history. He

MOST FIELD GOALS MADE IN A SEASON/PATRIOTS

Player	Field Goals	Year
Stephen Gostkowski	38	2013
Stephen Gostkowski	36	2008
Stephen Gostkowski	36	2017
Stephen Gostkowski	35	2014
Stephen Gostkowski	33	2015
Tony Franklin	32	1986
Adam Vinatieri	31	2004
Adam Vinatieri	31	1998

ON THE MARK

Gostkowski made 94.6 percent of his field goals in 2014 (35-of-37), setting a new team record for field goal percentage in a single season.

PATRIOTS BEST FIELD GOAL PCT./SEASON

(Minimum 30 Attempts)

Player	Years	FGM	FGA	Pct.
Stephen Gostkowski	2014	35	37	.946
Adam Vinatieri	2004	31	33	.939
Stephen Gostkowski	2013	38	41	.927
Stephen Gostkowski	2015	33	36	.917
Stephen Gostkowski	2008	36	40	.900
Adam Vinatieri	2002	27	30	.900

GOSTKOWSKI KICKS CAREER-LONG FG

Gostkowski connected on a franchise record and the 18th field goal of 60 or more yards in NFL history when he kicked a 62-yarder in Mexico City against Oakland on Nov. 19, 2017. He beat his old mark, a 58-yarder that he had vs. Carolina on Oct. 1, 2017.

MOST 50-YARD FIELD GOALS IN TEAM HISTORY

Gostkowski has the most 50-yard field goals in New England history.

PATRIOTS RECORD FOR MOST 50 YARD FIELD GOALS

Player	Years	FGM	FGA	Pct.
Stephen Gostkowski	2006-17	23	30	76.7
Adam Vinatieri	1996-2005	8	17	47.1
Tony Franklin	1984-87	3	6	50.0

30-PLUS FIELD GOAL SEASONS

Stephen Gostkowski is one of three players to make 30 or more field goals in five seasons after reaching 33 field goals in 2017.

MOST 30 FIELD GOAL SEASONS

Player	Team	Years	Seasons
Stephen Gostkowski	NE	2008, 2013-15, 2017	5
John Carney	NYG/NO/SD	1993-94, 1999, 2002, 08	5
David Akers	SF/PHI	2002, 2008-11	5
Adam Vinatieri	IND/NE	1998, 2004, 2013-14	4
Jay Feely	ARI/NYJ/NYG/ATL	2002, 05, 09, 13	4
Matt Stover	BAL	2000-01, 03, 05	4
Justin Tucker	BAL	2012-13, 2015-16	4
Robbie Gould	CHI, NYG, SG	2006-07, 2015, 2017	4

FIFTH-MOST FGs IN A SEASON

Stephen Gostkowski connected on 38 field goals in 2013, tied for fifth most in NFL history.

MOST FIELD GOALS MADE IN A SEASON/NFL

Player	Field Goals	Year
David Akers (San Francisco)	44	2011
Neil Rackers (Arizona)	40	2005
Olindo Mare (Miami)	39	1999
Jeff Wilkins (St. Louis)	39	2003
Stephen Gostkowski (Patriots)	38	2013
Justin Tucker (Baltimore)	38	2016
Justin Tucker (Baltimore)	38	2013
Greg Zuerlein (LA Rams)	38	2017

MOST 50-YARD FGs IN A SEASON

Gostkowski was 5-of-6 on 50 yard field goals in 2013, the most by a Patriots player in a single season and was 4-of-5 from 50 yards in 2015. The NFL record for most successful 50-yard field goals in a season is 10 by Blair Walsh in 2012 with Minnesota. Gostkowski is 4-for-4 from 50 yards so far in 2017.

KICKING A CAREER HIGH

Stephen Gostkowski made five field goals vs. Cincinnati (10/5/14), setting a new single-game career high. Gostkowski's five field goals tied the second highest single-game total in Patriots history, trailing only Gino Cappelletti's six successful field goals on Oct. 4, 1964. The last time a Patriots player had five field goals in a game was on Nov. 14, 2004, when Adam Vinatieri had five field goals vs. Buffalo.

TWO FROM 50-PLUS

Gostkowski drilled a 62-yard field goal and a 51-yarder in Mexico City against Oakland on Nov. 19, 2017. It is the third time that he has kicked two 50-yarders in a single game. He drilled a 51-yard field goal and a 53-yarder vs. Arizona (9/16/12) and connected on two 53-yard field goals at Houston on (12/1/13). He is the first Patriots player to have two 50-yard field goals in the same game.

P RYAN ALLEN

ALLEN COMES UP BIG

P Ryan Allen had six of his seven punts downed inside the 20-yard line and helped hold Houston (9/22/16) to no punt return yards. He landed punts at the 11, 10, 10 14, 5 and 4. His only punt that did not land inside the 20, was downed at the 20-yard line. Ryan's previous best was five punts inside the 20-yard line on Oct. 6, 2013, at Cincinnati. He was named AFC Special Teams Player of the Week for his performance.



PATRIOTS REFERENCE NOTES

CONSECUTIVE PLAYOFF SEASONS

The Patriots have made the playoffs for nine consecutive seasons, tied with Dallas and Indianapolis for the most in NFL history.

MOST CONSECUTIVE PLAYOFF SEASONS/NFL HISTORY

9	New England Patriots (2009-17) Dallas Cowboys (1975-83) Indianapolis Colts (2002-10)
8	Green Bay Packers (2009-16) Pittsburgh Steelers (1972-79) Los Angeles Rams (1973-80) Dallas (1966-73) San Francisco (1983-90)
7	Houston Oilers (1987-93) San Francisco 49ers (1992-98)

8 STRAIGHT 12-WIN SEASONS

The Patriots have won at least 12 games for an NFL-record eighth straight season. It is the 12th time in team history that the Patriots have won at least 12 games in a season.

CONSECUTIVE 12-WIN SEASONS SINCE 1970 MERGER

New England Patriots	8 (2010-17)
Indianapolis Colts	7 (2003-09)
Dallas Cowboys	4 (1992-95)

12-WIN SEASONS SINCE 1970 MERGER

San Francisco	13
New England	12
Dallas	12
Denver	11
Pittsburgh	10

DIVISIONAL DOMINANCE I

The Patriots have the highest winning percentage vs. division opponents from November until the end of the season since 2002.

Team	W	L	T	Pct.
New England	41	12	0	.774
Indianapolis	40	15	0	.727
Pittsburgh	45	18	0	.714
Green Bay	41	19	1	.680
Seattle	36	18	0	.667

TOP 10 OFFENSE

Since the 1970 merger, the Patriots offense has finished in the top 10 a total of 21 times, including 11 times under Bill Belichick. The 2017 offense is averaging 398.5 yards per game which is ranked first in the NFL.

Year	Rank	Yards per Game
2017	1	(398.5)
2016	4	(386.3)
2015	6	(374.4)
2013	7	(384.5)
2012	1	(427.9)
2011	2	(428.0)
2010	8	(363.8)
2009	3	(397.3)
2008	5	(365.4)
2007	1	(411.3)
2005	7	(352.0)
2004	7	(411.3)

FORCING THE ISSUE

The Patriots lead the NFL with a +194 turnover margin since the 1994 season.

NFL TURNOVER MARGIN SINCE 1994

Rank	Team	Turnover Margin
1.	New England	+194
2.	Kansas City	+136
3.	Green Bay	+103

STRONG IN THE SECOND HALF

Since 2001, the Patriots have done a remarkable job of finishing the season strong, compiling an NFL-best 102-28 (.785) record in games on or after Thanksgiving.

PATRIOTS BEFORE AND AFTER THANKSGIVING SINCE 2001

Season	Pre-Thanksgiving	Post-Thanksgiving	Overall
2001	5-5 (.500)	9-0 (1.000)	14-5*
2002	6-5 (.545)	3-2 (.600)^	9-7
2003	9-2 (.818)	8-0 (1.000)	17-2*
2004	9-1 (.900)	8-1 (.889)	17-2*
2005	6-4 (.600)	5-3 (.625)	11-7*
2006	7-3 (.700)	7-2 (.777)	14-5*
2007	10-0 (1.000)	8-1 (.889)	18-1*
2008	7-4 (.636)	4-1 (.800)	11-5
2009	7-3 (.700)	3-4 (.429)	10-7*
2010	8-2 (.800)	6-1 (.857)^	14-3*
2011	7-3 (.700)	8-1 (.889)	15-4*
2012	7-3 (.700)	6-2 (.750)^	13-5*
2013	8-3 (.727)	5-2 (.833)	13-5*
2014	9-2 (.818)	6-2 (.750)	15-4*
2015	10-0 (1.000)	3-5 (.375)	13-5*
2016	8-2 (.800)	9-0 (1.000)	17-2*
2017	8-2 (.800)	4-1 (.800)	???
Totals	131-44 (.749)	102-28 (.785)	221-69

*-Includes playoffs

^Includes games played on Thanksgiving

BEST RECORDS ON OR AFTER THANKSGIVING SINCE 2001

Team	W	L	T	Pct.
New England	102	28	0	.785
Pittsburgh	84	37	0	.694
Green Bay	76	45	0	.628
Indianapolis	71	49	0	.592
Seattle	71	49	0	.592

NFL'S BEST AT HOME

Since Gillette Stadium opened in 2002, the Patriots own the NFL's best record at home overall. The Patriots own an overall record of 106-21 (.835) at home in regular season games and a 122-24 (.836) record including playoffs. The Patriots are an NFL-best 166-48 at home since 1994 when Robert Kraft purchased the team.

BEST HOME RECORDS SINCE 2002 (including playoffs)

Team	W	L	T	Pct.
New England	122	24	0	.836
Seattle	99	39	0	.717
Pittsburgh	98	38	1	.719
Indianapolis	96	42	0	.696
Baltimore	95	36	0	.725
Green Bay	94	43	1	.685
Denver	91	45	0	.669
Minnesota	83	47	0	.638
Philadelphia	83	53	0	.610
Arizona	80	51	1	.610
Atlanta	80	53	0	.602

SHARP AT GILLETTE

The Patriots concluded a 20-game home winning streak with a 24-20 loss to the New York Giants on Nov. 6, 2011. It was the longest home win streak in team history. The Patriots own an overall record of 106-21 (.835) at Gillette Stadium in regular season games. The NFL record for most consecutive home victories is 27, achieved by Miami from 1971-74.

HIGHEST HOME WINNING PCT. SINCE 1970 (MINIMUM 25 GAMES):

Team	Stadium	W-L-T	WIN PCT.
New England	Gillette Stadium	106-21-0	.835
Miami	Orange Bowl	101-22-1	.819
Minnesota	Metropolitan Stadium	64-23-1	.733
Pittsburgh	Heinz Field	98-36-1	.730
LA Rams	Memorial Coliseum	53-20-2	.726

LONGEST HOME WINNING STREAK/PATRIOTS HISTORY (REG. SEASON)

Streak	First Win	Last Win
20	Dec. 21, 2008	Oct. 16, 2011
18	Dec. 29, 2002	Sept. 8, 2005
16	Dec. 30, 2012	Dec. 28, 2014
12	Nov. 26, 2006	Sept. 7, 2008
10	Sept. 18, 1976	Oct. 30, 1977



PATRIOTS REFERENCE NOTES

WHAT'S THE POINT?

During the past 17 seasons, the Patriots defense has always ranked higher in points allowed than in yards allowed except for 2007, when both ranked fourth and in 2015.

Year	Avg. Points Allowed	Avg. Yds Allowed
2017	19.3 (7)	373.9 (29)
2016	15.6 (1)	326.4 (8)
2015	19.7 (10)	339.4 (9)
2014	19.5 (8)	344.1 (13)
2013	21.1 (10)	373.1 (26)
2012	20.7 (9t)	373.3 (25)
2011	21.4 (15)	411.1 (31)
2010	19.6 (8)	365.5 (25)
2009	17.8 (5)	320.2 (11)
2008	19.3 (8)	309.0 (10)
2007	17.1 (4)	288.3 (4)
2006	14.8 (2)	294.4 (6)
2005	21.1 (17)	330.2 (26)
2004	16.3 (2t)	310.6 (9)
2003	14.9 (1)	291.6 (7)
2002	21.6 (17)	336.1 (23)
2001	17.0 (6)	334.5 (24)
2000	21.1 (17)	334.6 (20)

TOP OFFENSE

The Patriots had finished in the top 10 in offense for seven straight seasons (2007-13), second only to the 11 straight by New Orleans (2006-16). The NFL record for the most consecutive seasons finishing in the top 10 in offense since the merger in 1970 is the San Francisco 49ers with 15 (1982-96).

IN A RUSH FOR THE END ZONE

Since 2003, the Patriots are the only team to average at least one rushing touchdown per game. The Patriots have 259 rushing touchdowns in 239 games.

RUSHING TOUCHDOWNS SINCE 2003 (REGULAR SEASON)

New England	259
Kansas City	235
Minnesota	226
Carolina	226
New Orleans	224
Philadelphia	221
LA Chargers	220
Atlanta	215

HISTORIC SCORING CLIP

The Patriots had a historic scoring output over a three-game span in October and November 2014. New England tied a team record by scoring 40 or more points in three consecutive games from Oct. 26 to Nov. 16. The Patriots also scored 40 or more in three straight games in 2007. The Patriots have scored 40 or more points 62 times in team history, including 35 times since Bill Belichick became head coach in 2000, and 19 times since 2010.

PATRIOTS HISTORY / MOST CONSECUTIVE GAMES WITH 40+ POINTS

Gm	Year	Game 1	Game 2	Game 3
3	2014	10/26/14 (51-23 v. CHI)	11/02/14 (43-21 v. DEN)	11/16/14 (42-20 @ IND)
3	2007	10/14/07 (48-27 @ DAL)	10/21/07 (49-28 @ MIA)	10/28/07 (52-7 v. WAS)
2	1962	09/21/62 (41-16 v. DEN)	10/06/62 (43-14 @ NYT)	
2	2002	09/15/02 (44-7 @ NYJ)	09/22/02 (41-38 v. KC)	
2	2008	12/14/08 (49-26 @ OAK)	12/21/08 (47-7 v. ARZ)	
2	2010	11/25/10 (45-24 @ DET)	12/06/10 (45-3 v. NYJ)	
2	2012	11/18/12 (59-24 v. IND)	11/22/12 (49-19 @ NYJ)	
2	2015	09/20/15 (40-32 @ BUF)	09/27/15 (51-17 vs. JACK)	

SCORING FLURRY

The Patriots scored three touchdowns in a 57-second span during the final two minutes of the first half against Chicago on Oct. 26, 2014 to turn a 17-7 lead into a 38-7 cushion. It was the fastest three-touchdown flurry in the NFL since the Patriots had three touchdowns in 52 seconds against the New York Jets on Nov. 22, 2012. The Patriots are one of three teams to score three touchdowns in under a minute since the 1970 merger, and are the only team to have achieved the feat twice.

NFL TEAMS TO SCORE THREE TDS IN LESS THAN 1 MINUTE

- 2014 New England Patriots vs. Chicago Bears (10-26-14)
- 2012 New England Patriots at New York Jets (11-22-12)
- 2002 Seattle Seahawks vs. Minnesota Vikings (9-29-02)
- 1998 Atlanta Falcons vs. Carolina Panthers (10-4-98)

HOW THE PATRIOTS SCORED THREE TOUCHDOWNS IN 57 SECONDS:

- ★ Rob Gronkowski got the scoring started by hauling in a 2-yard touchdown pass from Tom Brady with 1:57 left in the first half to make the score 24-7 and cap off a 10-play, 80-yard drive.
- ★ After the Patriots defense forced a quick three-and-out, a 42-yard Julian Edelman punt return gave New England possession at the Chicago 9-yard line, and Brady found Brandon LaFell for a 9-yard touchdown on the next play to give the Patriots a 31-7 lead with 1:07 left in the first half.
- ★ On the Bears' first play following the LaFell touchdown, Zach Moore forced a Jay Cutler fumble that was recovered by Rob Ninkovich and returned for a 15-yard touchdown and a 38-7 Patriots lead with 55 seconds left in the first half.

A COMEBACK FOR THE AGES

The Patriots came back from a 24-point deficit to defeat the Broncos, 34-31, in overtime in a Sunday Night Football matchup on Nov. 24, 2013, marking the largest regular season comeback win in team history, after trailing 24-0 at half-time.

New England's previous best comeback win was from a 23-0 deficit to win, 38-23, vs. Seattle (9/16/84). The Patriots also came back from 22 points down to win at the New York Giants, 23-22 (12/21/96). The Patriots have come from 21 points down to win four times, most recently vs. Buffalo (1/1/12).



PATRIOTS

PLAYOFF NOTES

PATRIOTS IN THE PLAYOFFS

The Patriots have qualified for the playoffs 25 times in their 58-year history. Nineteen of those playoff berths have come in the 24 seasons since Robert Kraft purchased the team in 1994, a dramatic contrast to the six total playoff berths the team earned in its first 34 years of existence. The Patriots have won 20 division crowns, including 15 in the last 17 seasons,

PATRIOTS PLAYOFF SEASONS (25)

Year	How Qualified	Seed	Record	Result
2017	Division Champions			
2016	Division Champions	1	3-0	Super Bowl Champions
2015	Division Champions	2	1-1	AFC Championship Game
2014	Division Champions	1	3-0	Super Bowl Champions
2013	Division Champions	2	1-1	AFC Championship Game
2012	Division Champions	2	1-1	AFC Championship Game
2011	Division Champions	1	2-1	AFC Champions
2010	Division Champions	1	0-1	AFC Divisional Round
2009	Division Champions	3	0-1	Wild Card Round
2007	Division Champions	1	2-1	AFC Champions
2006	Division Champions	4	2-1	AFC Championship Game
2005	Division Champions	4	1-1	AFC Divisional Round
2004	Division Champions	2	3-0	Super Bowl Champions
2003	Division Champions	1	3-0	Super Bowl Champions
2001	Division Champions	2	3-0	Super Bowl Champions
1998	Wild Card	6	0-1	Wild Card Round
1997	Division Champions	3	1-1	AFC Divisional Round
1996	Division Champions	2	2-1	AFC Champions
1994	Wild Card	5	0-1	Wild Card Round
1986	Division Champions	3	0-1	AFC Divisional Round
1985	Wild Card	5	3-1	AFC Champions
1982*	16-Team Format	7	0-1	First Round
1978	Division Champions	2	0-1	AFC Divisional Round
1976	Wild Card	4	0-1	AFC Divisional Round
1963	Division Champions	-	1-1	AFL Championship Game

*-Strike Year

32-19 Record

MOST PLAYOFF WINS IN A DECADE

The Patriots won 14 playoff games in the decade from 2000-09, tying the 1970s Pittsburgh Steelers and Dallas Cowboys for the most playoff victories by any NFL team in either the 1930s, 1940s, 1950s, 1960s, 1970s, 1980s, 1990s or 2000s.

MOST PLAYOFF VICTORIES IN A DECADE

Team	Decade	Playoff Wins	Championships
New England	2000s	14	2001, 2003, 2004
Dallas	1970s	14	1971, 1977
Pittsburgh	1970s	14	1974, 1975, 1978, 1979
San Francisco	1980s	13	1981, 1984, 1988, 1989
Dallas	1990s	12	1992, 1993, 1995
New England	2010-present	11	2014, 2016
Washington	1980s	11	1982, 1987
Buffalo	1990s	10	-
Pittsburgh	2000s	10	2005, 2008

SUSTAINED PLAYOFF SUCCESS

The Patriots won 11 playoff games from 2003-07, tying the NFL's highest playoff victory total over a five-season span.

MOST PLAYOFF VICTORIES IN A FIVE-YEAR SPAN

Team	5-Year Span	Playoff Wins	SB Wins
New England Patriots	2003-07	11	2
Dallas Cowboys	1991-95	11	3
Dallas Cowboys	1992-96	11	3
New England Patriots	2001-05	10	3
Pittsburgh Steelers	1974-78	10	3
Pittsburgh Steelers	1975-79	10	3
New England Patriots	2012-16	9	2
Buffalo Bills	1990-94	9	0
Green Bay Packers	1993-97	9	1
Baltimore Ravens	2008-12	9	1

PATS REACH 50 PLAYOFF GAMES

The Patriots played in their 50th postseason game in the AFC Title Game against Pittsburgh on Jan. 22, 2017 and are now one of five NFL teams with 50 postseason games. Super Bowl 51 was the Patriots 51st playoff game.

MOST POSTSEASON GAMES PLAYED

Team	Postseason Games Played
Dallas	61
Pittsburgh	60
Green Bay	56
New England	51
San Francisco	50

PATRIOTS AT HOME IN THE PLAYOFFS

The Patriots are 20-4 (.833) at home in the playoffs in their history. Twenty-three of the franchise's 24 home playoff games have taken place since Robert Kraft purchased the team 23 years ago. After Kraft bought the team, the Patriots won 11 consecutive home playoff games before experiencing a home loss.

PATRIOTS AT HOME IN THE PLAYOFFS (20-4)

Date	Round	Opponent	W/L	Score
01/22/17	AFC Championship	Pittsburgh	W	36-17
01/14/17	AFC Divisional	Houston	W	34-16
01/16/16	AFC Divisional	Kansas City	W	27-20
01/18/15	AFC Championship	Indianapolis	W	45-7
01/10/15	AFC Divisional	Baltimore	W	35-31
01/11/14	AFC Divisional	Indianapolis	W	43-22
01/20/13	AFC Championship	Baltimore	L	13-28
01/13/13	AFC Divisional	Houston	W	41-28
01/22/12	AFC Championship	Baltimore	W	23-20
01/14/12	AFC Divisional	Denver	W	45-10
01/16/11	AFC Divisional	N.Y. Jets	L	21-28
01/10/10	AFC Wild Card	Baltimore	L	14-33
01/20/08	AFC Championship	San Diego	W	21-12
01/12/08	AFC Divisional	Jacksonville	W	31-20
01/07/07	AFC Wild Card	N.Y. Jets	W	37-16
01/07/06	AFC Wild Card	Jacksonville	W	28-3
01/16/05	AFC Divisional	Indianapolis	W	20-3
01/18/04	AFC Championship	Indianapolis	W	24-14
01/10/04	AFC Divisional	Tennessee	W	17-14
01/19/02	AFC Divisional	Oakland	W	16-13 (OT)
12/28/97	AFC Wild Card	Miami	W	17-3
01/12/97	AFC Championship	Jacksonville	W	20-6
01/05/97	AFC Divisional	Pittsburgh	W	28-3
12/31/78	AFC Divisional	Houston	L	14-31

PATRIOTS AT HOME IN THE PLAYOFFS

NFL LONGEST CONSECUTIVE HOME PLAYOFF WINNING STREAKS

Team	Wins	Seasons
Green Bay Packers	13	1939-2001
New England Patriots	11	1996-2008
Buffalo Bills	9	1988-1995
Washington Redskins	8	1942-1983

HOME DOMINANCE

The Patriots have a 20-4 (.833) all-time record in home playoff games. The Patriots' .833 winning percentage at home in the postseason is second among teams with at least 10 home playoff games. The Patriots are now one of four teams with at least 20 wins at home. Pittsburgh has 21 home wins in the postseason, followed by the Patriots (20), Dallas (20) and San Francisco (20).

TEAM	RECORD	PCT.
Seattle	12-2	.857
New England	20-4	.833
Oakland	19-5	.792
Green Bay	18-5	.783
Denver	17-5	.773
Buffalo	10-3	.769
Washington	13-5	.722
Dallas	20-9	.690
San Francisco	20-9	.690



PATRIOTS

PLAYOFF NOTES

ALL-TIME PLAYOFF RESULTS

The Patriots have compiled a 32-19 record in their 51 playoff games and their .627 playoff winning percentage is second-best in NFL history among teams that have played at least 15 playoff games.

PATRIOTS PLAYOFF RECORD BY ROUND

Round	Record
First Round*	0-1
Wild Card Round	4-3
Divisional Round	14-6
AFC Championship	9-4
AFL Championship	0-1
Super Bowl	5-4
Total	32-19

*1982 Strike Season

ALL-TIME BEST NFL PLAYOFF RECORDS (Minimum 15 Postseason Games)

Team	Wins	Losses	Win Pct.
Baltimore Ravens	15	8	.652
New England Patriots	32	19	.627
Green Bay Packers	34	22	.607
Pittsburgh Steelers	36	24	.600
San Francisco 49ers	30	20	.600
Oakland/L.A. Raiders	25	19	.568
Carolina Panthers	9	7	.563
Dallas Cowboys	34	27	.557

MOST POSTSEASON WINS ALL-TIME

Team	Wins
Pittsburgh Steelers	36
Dallas Cowboys	34
Green Bay Packers	34
New England Patriots	32
San Francisco 49ers	30
Oakland Raiders	25

PATRIOTS PLAYOFF TRENDS SINCE 1970

PATRIOTS PLAYOFF TRENDS (SINCE 1970 NFL MERGER)

All-Time (31-18)	Record
vs. AFC	26-14
vs. NFC	5-4
Home	20-4
Away	6-10
Leading at Halftime	23-4
Trailing at Halftime	5-12
Tied at Halftime	3-2
Leading After 3 Quarters	23-4
Tied After 3 Quarters	3-0
Trailing After 3 Quarters	5-14
Decided by 7 Points or Fewer	13-9
Decided by 3 Points or Fewer	7-4
When Scoring First	23-7
When Not Scoring First	8-11
Positive Turnover Ratio	21-1
Even Turnover Ratio	4-4
Negative Turnover Ratio	6-13
Winning or Even Penalty Ratio	24-3
Losing Penalty Ratio	7-15
With a 100-Yard Rusher	9-0
Without a 100-Yard Rusher	22-18
With a 100-Yard Receiver	16-7
Without a 100-Yard Receiver	15-12
When Allowing a 100-Yard Rusher	4-5
When Not Allowing a 100-Yard Rusher	27-13
When Allowing a 100-Yard Receiver	7-7
When Not Allowing a 100-Yard Receiver	24-10
With a 300-Yard Passer	9-3
Without a 300-Yard Passer	22-15
Allowing a 300-Yard Passer	8-2
Not Allowing a 300-Yard Passer	24-16

PATRIOTS CLINCH PLAYOFF SPOT FOR 19th TIME IN KRAFT'S 24 YEARS OF OWNERSHIP

New England has qualified for the playoffs 25 times in its 58-year history. The Patriots have earned 19 of those playoff berths in the 24 seasons since Robert Kraft purchased the team in 1994. New England has won 20 division crowns overall (19 AFC East crowns) and has qualified as a Wild Card team on four occasions (1998, 1994, 1985 and 1976). The Patriots also qualified for the playoffs in 1982 as part of a 16-team tournament following a players' strike.



ANNUAL ACHIEVEMENT

The Patriots won more than half of their games for the 17th straight year in 2017. They are the first team to win more than half of their games in 17 straight seasons since free agency began in 1993.

The Patriots are the first team to win more than half of their games in 17 straight seasons since the 1970 AFL-NFL merger, moving past the 49ers (16 straight from 1983-98) and the Cowboys (16 straight from 1970-85).

The Patriots have now won nine or more games in 21 of the 24 seasons Robert Kraft has owned the team.

MOST CONSECUTIVE WINNING SEASONS (SINCE 1970 NFL MERGER)

Team	Winning Seasons
New England Patriots (2001-17)	17
San Francisco 49ers (1983-98)	16
Dallas Cowboys (1970-85)	16
Oakland Raiders (1970-80)	11

MOST CONSECUTIVE WINNING SEASONS ALL-TIME

Team	Winning Seasons
Dallas (1966-85)	20
New England (2001-17)	17
San Francisco (1983-98)	16
Oakland (1965-80)	16
Chicago (1930-44)	15
Green Bay (1934-47)	14
Cleveland (1957-69)	13

PATRIOTS NEAR THE TOP WITH 32 WINNING SEASONS SINCE THE NFL MERGER

The Patriots have 32 winning seasons since the 1970 merger.

MOST WINNING SEASONS SINCE THE 1970 MERGER

Pittsburgh	35
New England	32
Dallas	31
Miami	30
Denver	29
Minnesota	29
San Francisco	26

CONTINUED ADVANCEMENT

TEAMS TO WIN AT LEAST ONE PLAYOFF GAME IN CONSECUTIVE SEASONS

Team	Consecutive Seasons	Years	Wins
New England Patriots	6	2011-16	11
Dallas Cowboys	6	1991-96	12
Seattle Seahawks	5	2012-16	8
New England Patriots	5	2003-07	11
Baltimore Ravens	5	2008-12	9
Philadelphia Eagles	5	2000-04	7
Green Bay Packers	5	1993-97	9
Oakland Raiders	5	1973-77	7



PATRIOTS

PLAYOFF NOTES

2017 AFC EAST CHAMPIONS

The Patriots claimed the AFC East Division title for the ninth consecutive season and for the 17th time under Robert Kraft.

DIVISION CHAMPIONSHIPS SINCE 1994

New England Patriots	17
Pittsburgh Steelers	13
Green Bay Packers	12
Indianapolis Colts	10

SIX STRAIGHT CONFERENCE CHAMPIONSHIP GAMES

The Patriots advanced to the AFC Championship for the sixth straight season in 2016, the most consecutive Conference Title appearances by an NFL team in history.

NFL TEAMS WITH AT LEAST THREE CONSECUTIVE CONFERENCE CHAMPIONSHIP GAME APPEARANCES SINCE 1970 MERGER

Team	Years	Results
New England Patriots	(6) 2011-2016	(3-3) W, L, L, W, L, W
Oakland Raiders	(5) 1973-1977	(1-4) L, L, L, W, L
Philadelphia Eagles	(4) 2001-2004	(1-3) L, L, L, W
Buffalo Bills	(4) 1990-1993	(4-0) W, W, W, W
Dallas Cowboys	(4) 1970-1973	(2-2) W, W, L, L
Dallas Cowboys	(4) 1992-1995	(3-1) W, W, L, W
San Francisco 49ers	(3) 2011-2013	(1-2) L, W, L
Dallas Cowboys	(3) 1980-1982	(0-3) L, L, L
Green Bay Packers	(3) 1995-1997	(2-1) L, W, W
Miami Dolphins	(3) 1971-1973	(3-0) W, W, W
Pittsburgh Steelers	(3) 1974-1976	(2-1) W, W, L
San Francisco 49ers	(3) 1992-1994	(1-2) L, L, W
San Francisco 49ers	(3) 1988-1990	(2-1) W, W, L
St. Louis Rams	(3) 1974-1976	(0-3) L, L, L

PATRIOTS EARN ANOTHER BYE

The Patriots secured a first round playoff bye in 2017 for the 12th time since 2001—a feat unmatched by any team in the NFL in the last 17 years.

MOST SEASONS EARNING A BYE SINCE 2001

New England	12
Denver	5
Pittsburgh	5
Atlanta	4
Chicago	4
Philadelphia	4
Carolina	3
Green Bay	3
Indianapolis	3
Seattle	3

NFL MARK FOR MOST FIRST-ROUND BYES

The Patriots earned a first-round bye in the 2017 NFL playoffs and lead the NFL with 13 first-round byes since the current NFL playoff format was instituted in 1990. The Patriots earned a first-round bye for the eighth consecutive season, becoming the first team in NFL history to do so. Dallas and San Francisco earned four straight byes from 1992 through 1995 and Denver had four straight from 2012 through 2015.

MOST SEASONS EARNING A BYE SINCE 12-TEAM PLAYOFF FORMAT IN 1990

New England	13
Denver	8
Pittsburgh	8
San Francisco	8

MOST FIRST ROUND BYES SINCE 2001

New England	12
Denver	5
Pittsburgh	5
Atlanta	4
Chicago	4
Philadelphia	4
Carolina	3
Green Bay	3
Indianapolis	3
Seattle	3

TITLE TOWN

The Patriots extended their mark to nine straight division titles in 2017.

MOST CONSECUTIVE DIVISION TITLES

Team	Division	Titles	Years
New England Patriots	AFC East	9	2009-17
Los Angeles Rams	NFC West	7	1973-79
Pittsburgh Steelers	AFC Central	6	1974-79
Minnesota Vikings	NFC Central	6	1973-78
Dallas Cowboys	NFL Capitol/NFC East	6	1966-71
Cleveland Browns	American/Eastern Conf.	6	1950-55
New England Patriots	AFC East	5	2003-07
Denver Broncos	AFC West	5	2011-15
Indianapolis Colts	AFC South	5	2003-07
Dallas Cowboys	NFC East	5	1992-96
San Francisco 49ers	NFC West	5	1986-90
Chicago Bears	NFC Central	5	1984-88
Oakland Raiders	AFC West	5	1972-76

The Patriots have won the AFC East for nine straight seasons, besting the five straight the team won from 2003-07 for the longest streak in AFC East division history. The Patriots have won 15 of the last 17 division crowns. The Patriots have won 17 division titles in the 24 seasons since Robert Kraft bought the team in 1994.

MOST CONSECUTIVE AFC EAST TITLES

Team	Streak	Years
New England Patriots	9	2009-17
New England Patriots	5	2003-07
Buffalo Bills	4	1988-91
Miami Dolphins	4	1981, 1983-85*
Miami Dolphins	4	1971-74
Baltimore Colts	3	1975-77
Buffalo Bills	3	1964-66@

*Due to 1982 strike, the NFL played just a nine-game season and the standings were not divided into divisions that season.

@AFL

ALL-TIME SUPER BOWL BERTHS

New England advanced to its ninth Super Bowl in franchise history in 2016, a total that is the most Super Bowl berths.

TEAM SUPER BOWLS

New England Patriots	9
Dallas Cowboys	8
Denver Broncos	8
Pittsburgh Steelers	8
San Francisco 49ers	6
GB, NYG, OAK, WAS, MIA	5

WINNING TANDEM

Bill Belichick and Tom Brady are the winningest coach and quarterback tandem in the postseason and continued to build on their success in 2016.

Quarterback/Head Coach Postseason wins

Bill Belichick/Tom Brady	25
Chuck Noll/Terry Bradshaw	14
Tom Landry/Roger Staubach	11



PATRIOTS FOOTBALL Network

The **Patriots Football Network (PFN)** is the full portfolio of media offerings from the five-time Super Bowl Champion New England Patriots. PFN provides Patriots content produced both in-house and with media partners spanning print, television, radio and the Internet.

PATRIOTS ALL ACCESS

The Emmy Award-winning "Patriots All-Access" airs weekly throughout the season on WBZ-TV Channel 4 in Boston and regional affiliates in Hartford, Providence, Springfield, Burlington, Portland and Bangor. "Patriots All-Access" features exclusive behind-the-scenes access and in-depth weekly features on Patriots players and personnel. Hosted by WBZ's Steve Burton, the show features weekly sit-downs with Bill Belichick including the popular "Belestrator" segment where the coach breaks down upcoming opponents with Scott Zolak.

"Patriots All-Access" airs Fridays from 7-8 p.m. on **WBZ-TV** and Sunday from 9-10 a.m. on **myTV38** in Boston. **Check local listings for airtime.** Check your local listings for airtime.



PATRIOTS THIS WEEK

PATRIOTS THIS Week: Insider information. Passionate debate. Timely analysis. That's what "Patriots This Week" delivers. The show, hosted by Bob Socci with former Patriots Scott Zolak and Matt Chatham, is a fast-paced, half-hour of football talk. From breaking down the previous contest to game planning the next opponent, there's no better way to get ready for football than "Patriots This Week" — every Saturday night at 10:30 p.m. on NBC Sports Boston.

PATRIOTS.COM

NEWS

Patriots.com features daily updates and exclusive content from the writers of *Patriots Football Weekly*, offering everything from breaking news to player features and the popular "Ask PFW" postings.

VIDEO

The Patriots offer video ready for any device with a screen. Live video includes every Coach Belichick and Tom Brady press conferences, the Dunkin Donuts pregame and Xbox One postgame shows and other events such as special episodes of Patriots All Access and the Patriots Hall of Fame induction ceremony. On demand video ranges from daily news updates, special features, player interviews, game highlights and Patriots Cheerleaders. Video offerings also include exclusive content such as postgame locker room celebrations and "Belichick Break-downs" where coach gives his unique insight into opponents and plays.

AUDIO

Live, original radio shows and on demand podcasts produced from the studios at Gillette Stadium are available on Patriots.com, the Patriots app, TuneIn Radio, iTunes and other podcast platforms. The line-up includes "PFW in Progress," the team's flagship show featuring the writers from Patriots Football Weekly, "Patriots Playbook" with John Rooke, The Bob Socci Show, Fantasy Football Champs and the Cover 2 Podcast with Don Banks and Nick Stevens.

Additional audio content includes, every press conference and conference call, player interviews, Training Camp-cast, Patriots Roster Report, Patriots Prospect Reports and special live NFL Draft shows. Wherever there's a speaker, there's Patriots audio, anytime, anywhere. Check Patriots.com for in-season and out-of-season schedules.

PHOTOS

The Patriots in-house photographers produce the largest selection of Patriots game action and behind-the-scenes photos in the world. Hundreds of player and cheerleader galleries will keep you clicking!

LIFESTYLE

The action doesn't stop with the final whistle. That's why the Patriots started its Lifestyle section a few years ago. Find out what the players are doing off the field plus features on fans, fashion, food and fun!

PATRIOTS MONDAY ON WEEI

WEEI Sports Radio broadcasts Patriots Monday each week, offering fans unique insight and analysis from Coach Belichick and Tom Brady in addition to other Patriots players. WEEI will broadcast Patriots Monday live from Gillette Stadium each Monday, kicking off with Kirk & Callahan at 6 a.m.

PATRIOTS FRIDAY ON WAAF

WAAF broadcasts Patriots Friday each week, offering fans a look ahead at the weekend's game, match ups and rivalries. Various Patriots players will be featured on air. WAAF will broadcast Patriots Fridays each week throughout the season with Greg Hill from the Hill-Man Morning Radio Show.

98.5 THE SPORTS HUB PATRIOTS RADIO NETWORK

98.5 The Sports Hub is the Patriots' flagship station, broadcasting every Patriots game across its FM radio network and featuring broadcasting duo Bob Socci and Scott Zolak. Three hours prior to kickoff, during halftime and after the game, Marc Bertrand and Chris Gasper will be serving up all the pregame and postgame news and notes, including live sound from the postgame press conferences.

BOSTON'S HOME FOR SPORTS



FLAGSHIP STATION

WBZ-FM . Boston	98.5 FM
Massachusetts	
WBZ-FM . Boston	98.5 FM
WAQY . . . Springfield	102.1 FM
WBEC . . . Pittsfield	1420 AM
WPKZ . . . Fitchburg	1280 AM
WNAW . . . North Adams	1230 AM
WBSM . . . New Bedford	1420 AM
WPVQ . . . Greenfield	95.3 FM
WSAR . . . Fall River	1480 AM
WWFX . . . Worcester	100.1 FM
WXTK . . . Hyannis	95.1 FM
WMRC . . . Milford	1490 AM

Maine

WBLM . . . Portland	102.9 FM
WEBB . . . Augusta	98.5 FM
WEZQ . . . Bangor	92.9 FM
WEGP . . . Presque Isle	1390 AM

Connecticut

WTIC . . . Hartford	1080 AM
WINY . . . Putnam	1350 AM
WMOS . . . New London	102.3 FM
WGCH . . . Greenwich	1490 AM
WINE . . . Brookfield	940 AM

New Hampshire

WFNQ . . . Nashua	106.3 FM
WPKQ . . . North Conway	103.7 FM
WSAK . . . Hampton	102.1 FM
WSHK . . . Portsmouth/Dover	105.3 FM
WNNH . . . Concord	99.1 FM
WLNH . . . Laconia	98.3 FM
WEMJ . . . Laconia	1490 AM
WING . . . Keene	98.7 FM
WXXK . . . Lebanon	100.5 FM

Vermont

WCPV . . . Burlington	101.3 FM
WDVT . . . Rutland	94.5 FM
WIKI . . . Newport	1490 AM
WKVT . . . Brattleboro	92.7 FM
WRFK . . . Barre/Montpelier	107.1 FM
WSTJ . . . St. Johnsbury	1340 AM

Rhode Island

WPRO . . . Providence	630 AM
WEAN . . . Providence	99.7 FM

New York

WINU . . . Albany	104.9 FM
WENU . . . Glens Falls	1410 AM
WHTK . . . Rochester	1280 AM



WINNINGEST PRO SPORTS TEAMS SINCE 1994

PATRIOTS ARE WINNINGEST PRO SPORTS FRANCHISE SINCE 1994

Since the 1994 season, the Patriots have won 69.7 percent of their regular season games (267-116), which is the highest winning percentage in major American professional sports over that period. Since 1994, there have been 145 franchises that have fielded teams in the five major American sports leagues (NFL, MLB, NBA, NHL and MLS) and completed more than one full season of competition.

HIGHEST WINNING PERCENTAGE IN MAJOR AMERICAN PROFESSIONAL SPORTS, 1994-PRESENT

(Regular Season – Includes National Football League, Major League Baseball, National Basketball Association, National Hockey League and Major League Soccer)

Records updated through games of December 25, 2017

Rk.	Records since 1994	Lg.	W	L	T/OTL	PCT.
1	New England Patriots	NFL	267	116	0	0.697
2	San Antonio Spurs	NBA	1298	575	0	0.693
3	Detroit Red Wings	NHL	1009	509	253	0.641
4	Pittsburgh Steelers	NFL	244	138	1	0.638
5	Green Bay Packers	NFL	243	139	1	0.636
6	Denver Broncos	NFL	229	154	0	0.598
7	New Jersey Devils	NHL	921	607	243	0.589
8	Dallas Stars	NHL	917	616	240	0.585
9	Indianapolis Colts	NFL	224	159	0	0.585
10	New York Yankees	MLB	2232	1585	0	0.585
11	Philadelphia Flyers	NHL	882	604	273	0.579
12	Seattle Sounders FC	MLS	137	90	71	0.579
13	Los Angeles Lakers	NBA	1081	789	0	0.578
14	Utah Jazz	NBA	1079	793	0	0.576
15	St. Louis Blues	NHL	901	631	241	0.576
16	Oklahoma City/Seattle Thunder	NBA	1073	799	0	0.573
17	Pittsburgh Penguins	NHL	904	655	213	0.570
18	San Jose Sharks	NHL	887	649	234	0.567
19	Miami Heat	NBA	1055	806	0	0.567
20	Boston Bruins	NHL	871	635	264	0.567
21	Houston Rockets	NBA	1059	811	0	0.566
22	Washington Capitals	NHL	885	653	234	0.565
23	Colorado Avalanche/Quebec Nordiques	NHL	892	663	216	0.565
24	Dallas Mavericks	NBA	1047	825	0	0.559
25	Philadelphia Eagles	NFL	213	168	1	0.559
26	Los Angeles Galaxy	MLS	315	234	147	0.558
27	Atlanta Braves	MLB	2112	1707	0	0.553
28	Indiana Pacers	NBA	1034	836	0	0.553
29	Ottawa Senators	NHL	853	672	245	0.551
30	Nashville Predators	NHL	707	559	201	0.550
31	Anaheim Ducks	NHL	848	676	249	0.549
32	Chicago Blackhawks	NHL	838	671	253	0.547
33	Boston Red Sox	MLB	2089	1733	0	0.547
34	Vancouver Canucks	NHL	844	681	248	0.546
35	New York Rangers	NHL	857	698	217	0.545
36	Minnesota Wild	NHL	625	509	180	0.544
37	Baltimore Ravens	NFL	190	160	1	0.543
38	Seattle Seahawks	NFL	207	175	1	0.542
39	Minnesota Vikings	NFL	207	175	1	0.542
40	St. Louis Cardinals	MLB	2067	1752	0	0.541
41	Montreal Canadiens	NHL	840	694	238	0.541
42	Dallas Cowboys	NFL	207	176	0	0.540
43	Phoenix Suns	NBA	1012	861	0	0.540
44	Portland Trail Blazers	NBA	1008	863	0	0.539
45	Los Angeles Dodgers	MLB	2057	1764	0	0.538
46	Cleveland Indians	MLB	2024	1793	0	0.530
47	Los Angeles Kings	NHL	805	717	251	0.525
48	Kansas City Chiefs	NFL	201	182	0	0.525
49	New York City FC	MLS	41	36	25	0.525
50	Los Angeles/Anaheim/CA Angels	MLB	2004	1819	0	0.524

NOTES: This analysis uses NFL rules when calculating winning percentage, counting ties as a half-win and a half-loss. For NHL teams, overtime losses (OTL) and ties from 2001-2004 (the NHL abolished ties in 2005-2006 and instituted a shootout system) are counted as ties when calculating winning percentage.

*The Miami Fusion were contracted following the 2001 MLS season.

HIGHEST WINNING PERCENTAGE AMONG BOSTON-AREA MAJOR PROFESSIONAL SPORTS TEAMS, 1994-PRESENT

(Rankings listed below are each team's overall ranking among the 145 major American pro sports teams)

Records updated through games of December 25, 2017

Rank	Team	Lg.	W	L	T/OTL	Pct.
1	New England Patriots	NFL	267	116	0	0.697
20	Boston Bruins	NHL	871	635	264	0.567
33	Boston Red Sox	MLB	2089	1733	0	0.547
68	Boston Celtics	NBA	947	927	0	0.505
104	New England Revolution	MLS	263	296	138	0.476