



MIAMI DOLPHINS WEEKLY RELEASE

WEEK 17

BUFFALO BILLS (8-7) AT MIAMI DOLPHINS (6-9)

SUNDAY, DEC. 31, 2017 | 4:25 PM ET | HARD ROCK STADIUM | MIAMI GARDENS, FLA.





2017 MIAMI DOLPHINS SCHEDULE

IMPORTANT DATES

JANUARY 15, 2018

Deadline for underclassmen to declare for the NFL draft

JANUARY 28, 2018

Pro Bowl
Orlando, Fla.

FEBRUARY 4, 2018

Super Bowl LII
Minneapolis, Minn.

MARCH 14, 2018

2018 League Year Begins

APRIL 26-28, 2018

2018 NFL Draft
Arlington, Texas

PRESEASON

DATE	OPPONENT	STADIUM	TIME/ RESULT	NETWORK	RADIO	PRESENTING SPONSOR	GIVEAWAY
Thurs., Aug. 10	Atlanta Falcons	Hard Rock Stadium	W, 23-20	WFOR CBS4	560 WQAM KISS 99.9		
Thurs., Aug. 17	Baltimore Ravens	Hard Rock Stadium	L, 7-31	WFOR CBS4	560 WQAM KISS 99.9		
Thurs., Aug. 24	at Philadelphia Eagles	Lincoln Financial Field	L, 31-38	WFOR CBS4	560 WQAM KISS 99.9		
Thurs., Aug. 31	at Minnesota Vikings	U.S. Bank Stadium	W, 30-9	WFOR CBS4	560 WQAM KISS 99.9		

REGULAR SEASON

DATE	OPPONENT	STADIUM	TIME/ RESULT	NETWORK	RADIO	PRESENTING SPONSOR	GIVEAWAY
BYE WEEK							
Sun., Sept. 17	at Los Angeles Chargers	StubHub Center	W, 19-17	CBS	560 WQAM KISS 99.9		
Sun., Sept. 24	at New York Jets	MetLife Stadium	L, 6-20	CBS	560 WQAM KISS 99.9		
Sun., Oct. 1	New Orleans Saints	Wembley Stadium (London)	L, 0-20	FOX	560 WQAM KISS 99.9		
Sun., Oct. 8	Tennessee Titans	Hard Rock Stadium	W, 16-10	CBS	560 WQAM KISS 99.9		Co-Branded Cancer Awareness Wristbands
Sun., Oct. 15	at Atlanta Falcons	Mercedes-Benz Stadium	W, 20-17	CBS	560 WQAM KISS 99.9		
Sun., Oct. 22	New York Jets	Hard Rock Stadium	W, 31-28	FOX	560 WQAM KISS 99.9		
Thurs., Oct. 26	at Baltimore Ravens	M&T Bank Stadium	L, 0-40	CBS/NFLN/ Amazon	560 WQAM KISS 99.9		
Sun., Nov. 5	Oakland Raiders	Hard Rock Stadium	L, 24-27	NBC	560 WQAM KISS 99.9		
Mon., Nov. 13	at Carolina Panthers	Bank of America Stadium	L, 21-45	ESPN	560 WQAM KISS 99.9		
Sun., Nov. 19	Tampa Bay Buccaneers	Hard Rock Stadium	L, 20-30	FOX	560 WQAM KISS 99.9		Co-Branded Sunglasses & Sunglass Pouch
Sun., Nov. 26	at New England Patriots	Gillette Stadium	L, 17-35	CBS	560 WQAM KISS 99.9		
Sun., Dec. 3	Denver Broncos	Hard Rock Stadium	W, 35-9	FOX	560 WQAM KISS 99.9		Co-Branded "Go Fins" Rollabanna
Mon., Dec. 11	New England Patriots	Hard Rock Stadium	W, 27-20	ESPN	560 WQAM KISS 99.9	Hard Rock Hotel	
Sun., Dec. 17	at Buffalo Bills	New Era Field	L, 16-24	CBS	560 WQAM KISS 99.9		
Sun., Dec. 24	at Kansas City Chiefs	Arrowhead Stadium	L, 13-29	CBS	560 WQAM KISS 99.9		
Sun., Dec. 31	Buffalo Bills	Hard Rock Stadium	4:25 p.m.	CBS	560 WQAM KISS 99.9		

* Game subject to flex scheduling
All times EASTERN



All Dolphins games can be heard on 560 WQAM and Kiss 99.9, the flagship stations of the Miami Dolphins Radio Network, Dolphins.com and throughout South and Central Florida on stations that make up The Miami Dolphins Radio Network. In addition to the game broadcasts, the stations will feature expanded pre-, halftime and postgame shows. Dolphins fans who tune into Miami's Sportsradio 560 WQAM will have the opportunity to listen to live broadcasts of Head Coach Adam Gase's day-after game press conferences and "Dolphins Friday," a day of Dolphins' centric-content on the station featuring interviews with players, coaches, and team executives. Fans can also listen to the Dolphins in Spanish on Univision Deportes Radio WQBA 1140 AM.

2017 AFC EAST STANDINGS

TEAM	W	L	PCT	PF	PA
Patriots	12	3	.800	432	290
Bills	8	7	.533	280	343
Dolphins	6	9	.400	265	371
Jets	5	10	.333	292	356



WEEK 17: BUFFALO BILLS TABLE OF CONTENTS

MEDIA INFORMATION	2-3
DOLPHINS EN ESPAÑOL	4
TEAM NOTES	5
OFFENSE NOTES	6-7
DEFENSE NOTES	8-9
SPECIAL TEAMS NOTES	10
PRO BOWL SAFETY RESHAD JONES	11
WHAT TO LOOK FOR	12
THE DOLPHINS VS. THE BILLS	13-15
THE LAST MEETING VS. THE BILLS	16
2017 ROOKIE CLASS	17
HARD ROCK STADIUM MODERNIZATION	18-21
MIAMI OPEN AT HARD ROCK STADIUM	22
MIAMI DOLPHINS IN THE COMMUNITY	23-24
DOLPHINS RADIO	25
HALL OF FAME DE/LB JASON TAYLOR	26
DEPTH CHART	27
PROJECTED CONTRIBUTORS	28-29
TRANSACTIONS	30-31
NUMERICAL ROSTER	32
ALPHABETICAL ROSTER	33
POSITIONAL ROSTER/PRONUNCIATIONS	34
HOW THEY WERE ACQUIRED	35
2017 GAME RECAPS	36-50
SUPPLEMENTAL STATISTICS	51-65
THE LAST TIME IT HAPPENED	66-71
LAST WEEK'S GAME BOOK	72-86
2017 NFL STANDINGS	87

MIAMI DOLPHINS MEDIA WEBSITE

media.miamidolphins.com

The Miami Dolphins media website features everything a media member needs to cover the team. Visitors can find transcripts, press releases, weekly releases, credentials, notes, gamebooks, flip cards an archive of old media guides and gamebooks and more by visiting media.miamidolphins.com.








WEEKLY MEDIA SCHEDULE: WEEK 17 VS. BUFFALO

26 TUE	27 WED	28 THU	29 FRI	30 SAT	31 SUN	1 MON
No media availability	<p>Conference Call 9:45 a.m. - Bills Head Coach Sean McDermott</p> <p>Head Coach Adam Gase 11:55 p.m. (media work room)</p> <p>Practice* 1:15 - 3 p.m.</p> <p>Players (open locker room) Following Practice</p> <p>QB Jay Cutler & DT Ndamukong Suh Following practice at podium (interview room in lobby)</p>	<p>Coordinators 11:30 a.m. (media work room)</p> <p>Head Coach Adam Gase 12:15 p.m. (media work room)</p> <p>Practice* 1:05 - 2:45 p.m.</p> <p>Players (open locker room) Following Practice</p>	<p>Practice* 1:30 p.m. - 2:45 p.m.</p> <p>Players (open locker room) Following Practice</p> <p>Head Coach Adam Gase Following practice (media work room)</p>	No media availability	<p>Week 17 vs. Buffalo 4:25 p.m. TV - CBS</p>	TBD

* Practice will be open to media for approximately 30 minutes

DOLPHINS ON THE AIR

Television:	WFOR-TV (CBS 4 - Miami-Ft. Lauderdale) WPEC-TV (West Palm Beach) WINK-TV (Ft. Myers)	
Broadcasters:	Andrew Catalon – Play-By-Play James Lofton – Color Analyst	
Local Radio:	Dolphins Radio Network KISS 99.9-FM WQAM 560-AM	
Broadcasters:	Jimmy Cefalo – Play-By-Play Bob Griese – Color Analyst Joe Rose – Color Analyst Kim Bokamper – Sideline	
Spanish Radio:	Dolphins Spanish Radio WQBA-1140 AM	
Broadcasters:	Raul Striker Jr. – Play-By-Play Eduardo Martell – Color Analyst	

PREGAME/IN-GAME ENTERTAINMENT



Presenting Sponsor: Wendy's
National Anthem: United States Air Force Veteran Mark J. Lindquist
Colors Presented By: Coast Guard Air Station, Miami
Flyover: 4 F-16s from 482nd Fighter Wing from Homestead Air Reserve Base
Military Unit of the Game: United States Coast Guard
Everyday Hero: SFC Kenneth John Shean Jr.
Vietnam Veteran of the Game: Roger William DeGraff
Military Family of the Game: Specialist Spencer Orgel and family
Honorary Captain: Hall of Fame Head Coach Don Shula
Pregame Activities: Cheerleader Performance
Halftime Performance: New Year's Eve Spectacular featuring Vantage Point Dance Studio, Encore Dance Theatre, VOLTA Cirque du Soleil performers and your Miami Dolphins Cheerleaders

COMMUNICATIONS DEPARTMENT



JASON JENKINS

Sr. Vice President, Communications & Community Affairs

O: 954-452-7174
JJenkins@dolphins.com



MATT TAYLOR

Sr. Director of Football Communications

O: 954-452-7179
MattTaylor@dolphins.com



THERESA GARNER

Corporate Communications Manager

O: 305-943-1451
TGarnier@dolphins.com



BRETT BRECHEISEN

Football Communications Manager

O: 954-452-7190
BBrecheisen@dolphins.com



RENZO SHEPPARD

Football Communications Manager

O: 954-452-7144
RSheppard@dolphins.com



GAYLE BADEN

Communications Coordinator

O: 954-452-7173
GBaden@dolphins.com



SYDNEY WADE

Communications Coordinator

O: 954-452-7198
SWade@dolphins.com



RYAN MURPHY

Communications Staff Assistant

O: 954-452-7114
RMurphy@dolphins.com



MIAMI DOLPHINS MEDIA WORKROOM ACCESS & PARKING INFORMATION FOR THE 2017 SEASON

As a reminder, the workroom for accredited media covering the Miami Dolphins is located behind the Dolphins Pro Shop at the Baptist Health Training Facility at Nova Southeastern University. Access to the media workroom is granted by the Communications Staff to members of the media upon their arrival at training camp.

Parking passes are distributed by the Communications Department. The passes **need to be clearly displayed** to gain entry into the media parking areas. Media parking is available at the Nova Southeastern University Medical School garage (HPD Garage), which is next to the Dolphins Pro Shop, and located near the intersection of University Drive and S.W. 30th Street, between Griffin Road and I-95. Access to this garage is off University Drive and S.W. 30th Street. In the event the HPD Garage is full, the overflow media parking will be in the AUX Parking Lot next to the NOVA Softball fields.

PLEASE NOTE – ALL MEDIA ARE ASKED TO PARK ON THE SECOND FLOOR OF THE HPD GARAGE. PARKING ON THE FIRST FLOOR IS RESERVED FOR NOVA PATIENTS ONLY. THE GARAGE WILL BE MONITORED BY NOVA AND THOSE WHO PARK ON THE FIRST FLOOR WILL BE TICKETED.

PLEASE PREARRANGE ALL LIVE TRUCK PARKING through the Miami Dolphins Communications Department.

DIRECTIONS TO PARKING GARAGE AT NOVA SOUTHEASTERN UNIVERSITY

FROM I-95 OR FLORIDA'S TURNPIKE

Exit at I-595; proceed west to University Drive exit
Turn left (south) onto University Drive
Proceed to S.W. 30th Street (Abe Fischler Blvd.) turn left (east)
Proceed past the Miami Dolphins facility to Ray Ferrero Jr. Blvd.
Turn right and parking garage will be on your right.

UNIVERSITY DRIVE

From north of I-595
Take University Drive south past I-595 to S.W. 30th Street (Abe Fischler Blvd.) turn left (east).
Proceed past the Miami Dolphins facility to Ray Ferrero Jr. Blvd.
Turn right and parking garage will be on your right.

FROM SOUTH OF GRIFFIN ROAD

Take University Drive north past Griffin Road to S.W. 30th Street (Abe Fischler Blvd.) turn right (east)
Proceed past the Miami Dolphins facility to Ray Ferrero Jr. Blvd.
Turn right and parking garage will be on your right.





DOLPHINS EN ESPAÑOL

DOLPHINS CIERRAN 2017 EN HARD ROCK STADIUM

Los Dolphins concluyen su temporada de 2017 el domingo a las 4:25 p.m. contra los Bills de Búfalo en Hard Rock Stadium. Hace solo dos semanas que los Dolphins enfrentaron a los Bills en Semana 15, cuando los Bills vencieron los Dolphins 24-16 en New Era Field.

Miami es 33-17-1 históricamente en 51 partidos en casa con Búfalo y he ganado cuatro de los pasados seis juegos en Miami. En 2016, los Dolphins les ganaron a los Bills 28-25 en casa y acumularon 454 yardas opuesto a 267 para los Bills. Con 2:24 quebrante, Kenny Stills atrapó un touchdown de 66 yardas para asegurar la victoria.

MARCHANDO EN HARD ROCK STADIUM

Miami no ha gastado tiempo estableciendo una ventaja en casa con las renovaciones importantes y la cubierta añadidos a Hard Rock Stadium.

- En 2016, el primer año con la cubierta, los Dolphins fueron 6-2 en casa, su mejor marca desde 2002.
- Miami tuvo una racha de cinco victorias en casa en el medio de la temporada de 2016, cual fue la racha de victorias en casa más larga desde 2001-02.
- Los Dolphins son 4-2 en casa este año, ganándole a Tennessee en Semana 5, los Jets de Nueva York en Semana 7, Denver en Semana 13 y New England en Semana 14.
- La racha de 11 ganadas en los últimos 15 partidos en Hard Rock Stadium es la mejor de 15 partidos en casa desde que fueron 14-4 en 18 partidos entre el 2 de diciembre de 2001 y el 23 de noviembre de 2003.
- Miami ahora ha ganado cuatro partidos, a lo mínimo, en casa en cada año desde 2010, aunque solo jugaron siete juegos en casa en 2015 y de nuevo esta temporada.
- Los Dolphins están garantizados a terminar con una marca victoriosa en Hard Rock Stadium esta temporada para el segundo año en seguida. La última vez que los Dolphins tuvieron marcas victoriosas consecutivas en casa fue en 2001-02.
- Esta es la primera temporada desde 2005 en que los Dolphins han ganado sus primeros dos juegos en casa.

LANDRY INTENTANDO A SER EL PRIMER JUGADOR DE LOS DOLPHINS CON TRES TEMPORADAS DE 1,000 YARDAS EN SEGUIDA

Después de aculando 1,157 yardas en 2015 y 1,136 yardas en 2016, receptor Jarvis Landry se puede convertir en el primer receptor de los Dolphins a superar 1,000 yardas en tres temporadas consecutivas. Landry tiene 895 yardas de atrapada y necesita 105 yardas en el último partido para realizar la proeza. Es el sexto receptor de los Dolphins a tener dos años consecutivos de 1,000 yardas o más (Mark Clayton, Mark Duper, Irving Fryar, Brandon Hartline y Brandon Marshall) y el primero desde que Hartline lo hizo en 2012 y 2013.

'JUICE' LIDERA EL NFL EN ATRAPADAS

Receptor Jarvis Landry tiene 103 atrapadas este año, las más en el NFL esta temporada. También tiene ocho touchdowns, más que cualquier otro año en su carrera, y empatado para sexto en la liga.

MÁS ATRAPADAS EN EL NFL (2017)

RNK	JUGADOR	EQUIPO	ATR.
1.	JARVIS LANDRY	MIAMI	103
2.	Antonio Brown	Pittsburgh	101
	Larry Fitzgerald	Arizona	101
4.	Michael Thomas	New Orleans	98
5.	DeAndre Hopkins	Houston	96

ACERCÁNDOSE AL RÉCORD DEL EQUIPO

Con 103 atrapadas esta temporada, receptor Jarvis Landry ya tiene las segundas más atrapadas en una sola temporada en la historia del equipo. Solo necesita ocho más en los dos partidos finales para superar su propio récord de 110. Cada de los cuatro años de Landry en el NFL han sido clasificados en los mejores siete en la historia de los Dolphins en términos de más atrapadas.

MÁS ATRAPADAS EN UN AÑO EN LA HISTORIA DE LOS DOLPHINS

RNK	JUGADOR	AÑO	ATR.
1.	JARVIS LANDRY	2015	110
2.	JARVIS LANDRY	2017	103
3.	JARVIS LANDRY	2016	94
4.	O.J. McDuffie	1998	90
5.	Mark Clayton	1988	86
6.	Brandon Marshall	2010	86
7.	JARVIS LANDRY	2014	84
8.	Chris Chambers	2005	82

LANDRY INTENTANDO A SER EL PRIMER JUGADOR DE LOS DOLPHINS CON TRES TEMPORADAS DE 1,000 YARDAS EN SEGUIDA

Después de aculando 1,157 yardas en 2015 y 1,136 yardas en 2016, receptor Jarvis Landry se puede convertir en el primer receptor de los Dolphins a superar 1,000 yardas en tres temporadas consecutivas. Landry tiene 895 yardas de atrapada y necesita 105 yardas en el último partido para realizar la proeza. Es el sexto receptor de los Dolphins a tener dos años consecutivos de 1,000 yardas o más (Mark Clayton, Mark Duper, Irving Fryar, Brandon Hartline y Brandon Marshall) y el primero desde que Hartline lo hizo en 2012 y 2013.

RESHAD LIDERA TODOS LOS SAFETIES DEL NFL EN TACLEADAS

Safety Reshad Jones, después de ser elegido a su segundo Pro Bowl la semana pasada, anotó la marca mejor de su carrera en términos de tacleadas con 15 (12 solo) en Kansas City en Semana 16. Eso trae el total de Jones este año a 114 tacleadas (89 solo), cual lidera todos los safeties en la liga y es No. 12 independiente de posición. Sus 114 tacleadas también lidera el equipo. Aquí es una mirada a los líderes en el NFL en tacleadas de la posición de safety:

LÍDERES EN TACLEADAS EN 2017 (SAFETIES)

RNK	JUGADOR	EQUIPO	TACLEADAS
1.	RESHAD JONES	MIAMI	114
2.	Keanu Neal	Atlanta	109
3.	Landon Collins	N.Y. Giants	99
4.	Jordan Poyer	Buffalo	93

PARKEY EN CAMINO PARA UNA DE LAS MEJORES TEMPORADAS PARA UN PATEADOR EN LA HISTORIA DE LOS DOLPHINS

Pateador Cody Parkey ha tenido un gran impacto en su primera temporada con los Dolphins. Ha convertido 20-de-22 (90.9 pct.) goles de campo, con su únicas falladas viniendo de 48 y 50 yardas. Su porcentaje en goles de campo es octavo en el NFL y quinto en el AFC. El porcentaje de 90.9 también será la segunda mejor marca en la historia del equipo y le da la oportunidad de superar el récord en Semana 17 (min. 15 intentos). Jay Feely fue 21-de-23 (91.3 pct.) en 2007.



TEAM NOTES

DOLPHINS CLOSE 2017 AT HARD ROCK STADIUM

The Dolphins wrap up the 2017 season on Sunday at 4:25 p.m. against Buffalo at Hard Rock Stadium. Miami met the Bills just two weeks ago, in Week 15, when the Bills took a 24-16 decision at New Era Field.

Miami is 33-17-1 all-time in 51 home meetings with Buffalo and has won four of the past six meetings in Miami. **In 2016, the Dolphins defeated the Bills 28-25 at home and outgained Buffalo 454-267. WR Kenny Stills** put the game out of reach with a 66-yard touchdown reception to put Miami up by two scores with 2:24 to go.



ROCKING AT HARD ROCK STADIUM

Miami has wasted no time establishing a home-field advantage with the major renovation and canopy added to Hard Rock Stadium.

- In 2016, the first year with the canopy, **the Dolphins went 6-2 at home, their best home record since 2002.**
- Miami had a stretch of **five straight home victories** in the middle of the 2016 season, which was **the team's longest home winning streak since 2001-02.**
- The Dolphins are 4-2 at their home venue this season, defeating Tennessee in Week 5, the N.Y. Jets in Week 7, Denver in Week 13 and New England in Week 14.
- **Miami's 11 wins in their past 15 games at Hard Rock Stadium is the team's best 15-game home stretch since they went 14-4 in an 18-game stretch from Dec. 2, 2001 to Nov. 23, 2003.**
- Miami has now **won at least four home games in the stadium in every season since 2010**, despite playing just seven games at the venue in 2015 (and again this season).
- **The Dolphins are guaranteed to finish with a winning record at Hard Rock Stadium this season for the second consecutive year.** The last time Miami had back-to-back winning seasons at home was 2001-02.
- This is the first season since 2005 the Dolphins won their first two home games played at Hard Rock Stadium.

SIXTEEN STRAIGHT

With the Dolphins' Week 1 game against Tampa Bay being moved to Week 11 due to Hurricane Irma, **Miami is playing 16 straight weeks for the first time since 1992**, when a similar situation occurred. Hurricane Andrew forced the Dolphins to move their season opener vs. New England to the bye week. Miami beat the Patriots on Oct. 18, 1992 and **went on to win 11 games, the AFC East title and reach the AFC Championship game that season.**

THE DOLPHINS IN ONE-SCORE GAMES

Miami lost a one-score game in Week 15 against Buffalo for just the second time in their past 15 one-score contests. **The Dolphins are 5-2 in such games (decided by 8 points or less) this season and are 13-2 in their past 15 one-score contests**, dating back to their overtime win over Cleveland on Sept. 25, 2016. The Dolphins' last win in a one-score game was in Week 14 when they defeated New England, 27-20.

THIS IS MIAMI'S FOURTH STRAIGHT GAME AGAINST A TEAM WITH A WINNING RECORD

The Dolphins hit the toughest part of their schedule in December as **their final four games of the 2017 season are all against teams with winning records.** The Dolphins defeated the AFC East champion New England Patriots (12-3) in Week 14 before falling in Week 15 to Buffalo (8-7) and in Week 16 to the AFC West champion Kansas City Chiefs (9-6).

Through 15 games, **Dolphins opponents have an average winning percentage of .542, which is tied for the fourth-most difficult schedule in the NFL.**

MOST DIFFICULT STRENGTH OF SCHEDULE (2017)

RNK	TEAM	RECORD	OPP. WIN %
1.	Washington	7-8	.564
2.	New Orleans	11-4	.556
3.	Tampa Bay	4-11	.547
4.	MIAMI	6-9	.542
	Chicago	5-10	.542

BREAKING DOWN THE DOLPHINS ROSTER:

Here is how the Dolphins' current 53-man roster breaks down:

- There are 25 offensive players, 25 defensive players and three specialists.
- Of the 53 players on Miami's roster, **20 of them (37.7 pct.) were drafted by the Dolphins.**
- Miami also has 10 undrafted college free agents on the roster that began their NFL careers with the Dolphins, bringing the total to **30 of the 53 players (56.6 pct.) that began their NFL careers with the Dolphins.**
- Of Miami's 53 players, **19 of them (35.8 pct.) were not selected in the NFL draft.**
- A total of **42 of the 53 players (79.2 pct.) are 28 years old or younger.**

THE DOLPHINS ROSTER:

BY DRAFT ROUND:

ROUND	NO.
1st	8 players
2nd or 3rd	10 players
4th or 5th	7 players
6th or 7th	9 players
Undrafted	19 players

BY EXPERIENCE:

YEARS	NO.
Rookie-1	13 players
2-3	17 players
4-5	10 players
6-9	8 players
10-plus	5 players

BY AGE:

AGE	NO.
22-24	19 players
25-28	23 players
29-32	6 players
33-plus	5 players

* Rosters as of print date (12/26/17) and all ages as of kickoff date (12/31/17)



OFFENSE NOTES

LANDRY SETS NFL RECORD

WR Jarvis Landry has blown by the NFL record for most receptions in the first four years of an NFL career. Landry surpassed WR Anquan Boldin in Week 9 and continues to extend his record, entering this week's game with 391 receptions. **In fact, he's only 35 receptions away from the NFL record for most catches in the first five years of a career despite being in just his fourth NFL season.** Landry also owns the record for most receptions in the first two years of a career (194) and is tied for the most in the first three years of a career (288).

MOST RECEPTIONS IN FIRST FOUR YEARS OF NFL CAREER

RNK	PLAYER	TEAM	YEARS	REC.
1.	JARVIS LANDRY	MIAMI	2014-17	391
2.	Anquan Boldin	Arizona	2003-06	342
3.	Larry Fitzgerald	Arizona	2004-07	330

'JUICE' LEADS THE NFL IN RECEPTIONS

WR Jarvis Landry has 103 receptions this year, the most in the NFL this season. He also has a career high with eight touchdown receptions, which is tied for sixth in the league:

MOST RECEPTIONS IN THE NFL (2017)

RNK	PLAYER	TEAM	REC.
1.	JARVIS LANDRY	MIAMI	103
2.	Antonio Brown	Pittsburgh	101
	Larry Fitzgerald	Arizona	101
4.	Michael Thomas	New Orleans	98
5.	DeAndre Hopkins	Houston	96



CLOSING IN ON TEAM RECORD

With 103 receptions this season, WR Jarvis Landry already has the second-most catches in a single season in team history. He needs just eight more in Sunday's game to break his own team record. **All four of Landry's NFL seasons have ranked in the team's top seven for most receptions in a season.**

MOST RECEPTIONS IN A SINGLE SEASON IN DOLPHINS HISTORY

RNK	PLAYER	YEAR	REC.
1.	JARVIS LANDRY	2015	110
2.	JARVIS LANDRY	2017	103
3.	JARVIS LANDRY	2016	94
4.	O.J. McDuffie	1998	90
5.	Mark Clayton	1988	86
6.	Brandon Marshall	2010	86
7.	JARVIS LANDRY	2014	84
8.	Chris Chambers	2005	82

LANDRY LOOKING TO BECOME FIRST DOLPHINS PLAYER WITH THREE STRAIGHT 1,000-YARD SEASONS

After posting 1,157 receiving yards in 2015 and 1,136 receiving yards in 2016, WR Jarvis Landry is looking to become the only Dolphins wide receiver to top 1,000 yards in three consecutive seasons. The fourth-year NFL pro has 895 receiving yards and needs just 105 in the season finale to accomplish the feat. **He is the sixth Dolphins wide out to ever post consecutive 1,000-yard seasons** (Mark Clayton, Mark Duper, Irving Fryar, Brian Hartline and Brandon Marshall) and first since WR Brian Hartline did so in 2012 and 2013.

THE DOLPHINS OFFENSE IN THE PAST SIX WEEKS

The Dolphins have played four games against the NFL's top 10 defenses in the past seven weeks and have managed to drastically improve their offensive production. Since Week 10, Miami has faced Carolina (No. 7 in total defense), New England twice (No. 7 in scoring defense) and Denver (No. 2 in total defense) but has seen their offensive production increase from their first eight games, despite using two different starting quarterbacks:

WEEKS 1-9			WEEKS 10-16	
STAT	RNK	CATEGORY	RNK	STAT
270.3	31	Total Offense	14	343.6
192.6	29	Passing Offense	10	247.3
77.6	30	Rushing Offense	26	96.3
14.5	32	Scoring Offense	17	21.3

DRAKE AMONG NFL'S BEST IN PAST FOUR WEEKS

RB Kenyan Drake became the Dolphins' featured back in Week 13 vs. Denver after RB Damien Williams suffered a shoulder injury. Since then, Drake has totaled 77 carries for 369 yards (4.8 avg.) and two touchdowns. Drake's 369 rushing yards are fourth in the NFL in the past four weeks and his 77 carries are fifth. **Drake is seventh in NFL with 91 offensive touches and fourth with 504 scrimmage yards in that span.**

MOST SCRIMMAGE YARDS (WEEK 13 - WEEK 16)

RNK	PLAYER	TEAMS	RUSH YDS	REC YDS	TOT YDS
1.	Todd Gurley	L.A. Rams	440	309	749
2.	Le'Veon Bell	Pittsburgh	310	259	569
3.	Kareem Hunt	Kansas City	402	111	513
4.	KENYAN DRAKE	MIAMI	369	135	504
5.	LeSean McCoy	Buffalo	370	131	501

KENYAN DRAKE HITS THE HOME RUN

The Dolphins offense has hit many big plays in recent weeks, most notably in the running game. In Week 13 vs. Denver, his first game as Miami's featured back, RB Kenyan Drake took a carry 42 yards for a touchdown in the third quarter. **Drake now has three rushing plays for 40-plus yards, which is tied for the second-most in the NFL, despite starting just five games:**

MOST 40+ YARD RUNS THIS SEASON

RNK	PLAYER	TEAM	ATT	YDS	40+ RUNS
1.	Bilal Powell	N.Y. Jets	165	726	4
2.	KENYAN DRAKE	MIAMI	152	748	3
	Jordan Howard	Chicago	267	1,113	3
	Kareem Hunt	Kansas City	271	1,292	3
	Mark Ingram	NO	217	1,089	3

DRAKE'S PERFORMANCE VS. NEW ENGLAND

RB Kenyan Drake had his second consecutive 100-yard performance in Week 14 when he totaled 25 carries for 114 yards (4.6 avg.) against New England. He added five receptions for 79 yards (15.8 avg.).

- Drake became the first Dolphins player to lead the team in both rushing and receiving in a game since Arian Foster did so on Sept. 11, 2016 at Seattle.
- Drake's 79 receiving yards were the most by a Dolphins running back since Lamar Miller had 97 at Buffalo on Nov. 8, 2015.
- Drake became just the third Dolphins player to record 100-plus rushing yards and 75-plus receiving yards in a game, joining Troy Stradford (169 rushing, 83 receiving) at Dallas on Nov. 27, 1987 and Ronnie Brown (112 rushing, 99 receiving) vs. the N.Y. Jets on Sept. 23, 2007.



OFFENSE NOTES

CUTLER AMONG THE NFL'S TOP 50 ALL-TIME PASSING LEADERS

QB Jay Cutler ranks among the NFL's top 50 in many all-time passing categories. He is also among the NFL's top 20 active players in many passing statistics.

WHERE CUTLER RANKS AMONG NFL QUARTERBACKS

CATEGORY	STAT	ALL-TIME	ACTIVE
Attempts	4,918	28	9
Completions	3,047	24	10
Passing Touchdowns	227	30	9
Completion Pct.	62.0	24	15
Passing Yards	35,127	27	10
Passer Rating*	85.3	32	18

* minimum 1,500 attempts

CUTLER LEADING FOURTH QUARTER COMEBACKS

QB Jay Cutler has led the Dolphins to two fourth quarter comebacks this season. The comebacks – in Week 2 at L.A. Chargers and Week 5 at Atlanta – were the **22nd and 23rd fourth quarter comebacks of his career** and his first since the 2015 season. Miami's 17-point comeback win in Week 6 at Atlanta was the largest come-from-behind victory of Cutler's career.

A CAREER OF BIG PLAYS

WR Kenny Stills has made a living making the big play. In his five-year NFL career, Stills has hauled in 215 passes for 3,497 yards (16.3 avg.). **His 16.3 yards per reception average is second-best in the NFL in that span** (min. 150 receptions):

HIGHEST AVERAGE PER RECEPTION IN THE NFL (2013-PRESENT)

RNK	PLAYER	TEAMS	REC	YDS	AVG
1.	DeSean Jackson	Phi./Was./TB	274	4,702	17.2
2.	KENNY STILL	NO/MIA.	219	3,551	16.2
3.	Torrey Smith	Bal./SF/Phi.	203	3,255	16.0
4.	Sammy Watkins	Buf./LAR	192	3,052	15.9
5.	T.Y. Hilton	Indianapolis	378	5,952	15.7

'MIGHTY MOUSE' MAKING PLAYS

WR Jakeem Grant was primarily a return specialist as a rookie in 2016 but lately, he has become a force to be reckoned with on offense. Grant has 10 receptions for 177 yards (17.7 avg.) this season – the first 10 catches of his career. He started becoming more involved with the offense in the Week 14 win vs. New England and **in the past three games, Grant has totaled seven receptions for 162 yards (23.1 avg.) and two touchdowns**, including a career-long 65-yard score last week at Kansas City.

Grant's 17.7 yards per catch average is fourth in the NFL this season among players with at least 10 receptions:

HIGHEST AVERAGE PER RECEPTION IN THE NFL (2017) (minimum 10 receptions)

RNK	PLAYER	TEAMS	REC	YDS	AVG
1.	Brice Butler	Dallas	13	267	20.5
2.	Keelan Cole	Jacksonville	38	715	18.8
3.	Marvin Jones	Detroit	57	1,020	17.9
4.	JAKEEM GRANT	MIAMI	10	177	17.7
5.	T.Y. Hilton	Indianapolis	54	952	17.6

DeVANTE DOWN THE FIELD

WR DeVante Parker has made several highlight-reel catches over his three-year NFL career. **He is sixth in the NFL in career receiving yards among players who entered the league in 2015 or later:**

RECEIVING LEADERS

(Players who entered the NFL in 2015 or later)

RNK	PLAYER	TEAM	REC	YDS	AVG	TD
1.	Amari Cooper	Oak.	200	2,788	13.9	17
2.	Stefon Diggs	Min.	194	2,407	12.4	14
3.	Michael Thomas	NO	190	2,288	12.0	14
4.	Jamison Crowder	Was.	189	2,215	11.7	12
5.	Willie Snead	NO	149	1,971	13.2	7
6.	DeVANTE PARKER	MIA.	133	1,844	13.9	8
7.	Tyrell Williams	LAC	111	1,810	16.3	11

FASANO'S SECOND STINT WITH THE DOLPHINS

TE Anthony Fasano returned to Miami this season after **he played five seasons (2008-12) with the Dolphins earlier in his career**. He is among the team's all-time tight end leaders in several key receiving categories, including receptions, receiving yards and receiving touchdowns:

DOLPHINS ALL-TIME CAREER RECEPTIONS LEADERS (TIGHT ENDS)

RNK	PLAYER	YEARS	REC.
1.	Randy McMichael	2002-06	283
2.	Bruce Hardy	1978-89	256
3.	ANTHONY FASANO	2008-12, 2017	188

DOLPHINS ALL-TIME CAREER RECEIVING YARDS LEADERS (TIGHT ENDS)

RNK	PLAYER	YEARS	YDS.
1.	Randy McMichael	2002-06	3,096
2.	Bruce Hardy	1978-89	2,455
3.	ANTHONY FASANO	2008-12, 2017	2,210

DOLPHINS ALL-TIME CAREER RECEIVING TOUCHDOWN LEADERS (TIGHT ENDS)

RNK	PLAYER	YEARS	TDS
1.	Bruce Hardy	1978-89	25
2.	ANTHONY FASANO	2008-12, 2017	24
3.	Jim Mandich	1970-77	23

MIAMI'S LONG RUNS

The Dolphins have had **four rushing plays of 40-plus-yards in seven games played since Week 9**, the most recent being when **RB Kenyan Drake** rolled out a 42-yard touchdown run in Week 13 vs. Denver. Miami had just came off a three-game streak with a 40-plus-yard rushing play. In Week 11 vs. Tampa Bay, **RB Damien Williams** had a 69-yard rush and Drake had a 66-yard run in Week 10 at Carolina and a 42-yard run in Week 9 vs. Oakland. **It was the first time since at least 1994 the Dolphins have had three straight games with a 40-yard rush.**

Williams' 69-yard carry in Week 11 was **the ninth-longest rush in team history**. It's just the second time in the team's 52-year history they've had 60-yard carries in back-to-back games (**RB Gary Davis** and **RB Norm Bulaich** in 1978).



DEFENSE NOTES

CAM WAKE STILL SACKING QBs AT 35 YEARS OLD

During the 2016 season, **DE Cameron Wake had one of the most impressive comebacks in the NFL.** Coming off an Achilles injury in 2015 and at 34 years old, Wake was dominant, posting 11.5 sacks, which was third in the AFC and tied for sixth in the NFL.

The Dolphins slowly brought Wake back after his Achilles injury and re-inserted him as a starter in Week 6 last year. Since then, **he is tied fifth in the NFL with 19.5 sacks** and has helped Miami win 15 of its last 26 regular season games.



Now 35 years old, Wake has nine sacks this season and is tied for 20th in the NFL in the stat. **He needs just one sack to become the 12th player in NFL history (since 1982) and just the fourth in the past 15 years (John Abraham, Julius Peppers and Terrell Suggs) to record a double-digit sack season at the age of 35 or older.**

Wake was tied for second in the AFC and tied for third in the NFL with five forced fumbles in 2016. **He has nine forced fumbles since 2015, tied for fifth in the NFL during that span,** despite playing just seven games in 2015.

ONE OF THE BEST UNDRAFTED PASS RUSHERS EVER

Wake is also one of the best undrafted pass rushers in NFL history. With 90.5 career sacks, he is **second in NFL history (since sacks were recognized as an official statistic in 1982) for most career sacks by a player who was undrafted:**

NFL ALL-TIME CAREER SACK LEADERS (UNDRAFTED PLAYERS)

RNK	PLAYER	YEARS	SACKS
1.	John Randle	1990-2003	137.5
2.	CAMERON WAKE	2009-17	90.5
3.	James Harrison	2004-17	82.5

* Players chosen in the Supplemental Draft are not included on this list of undrafted players

THE NFL'S BEST SACK ARTIST SINCE HE ENTERED THE LEAGUE

Wake's consistency has placed him among the NFL's elite pass rushers. Since he entered the league in 2009, **he leads the NFL in sacks:**

NFL SACK LEADERS (2009-PRESENT)

RNK	PLAYER	TEAMS	SACKS
1.	CAMERON WAKE	MIAMI	90.5
2.	DeMarcus Ware	Dal./Den.	85.0
3.	Julius Peppers	Chi./GB/Car.	84.0
4.	Von Miller	Denver	83.5

SECOND TO ONLY JASON TAYLOR IN TEAM HISTORY

Since joining the Dolphins in 2009, Wake has compiled four double-digit sack campaigns, eight straight seasons of seven-plus sacks and is **second in team history in all-time career sacks,** behind Hall of Famer Jason Taylor.

DOLPHINS ALL-TIME CAREER SACK LEADERS

RNK	PLAYER	YEARS	SACKS
1.	Jason Taylor	1997-07, 09, 11	131.0
2.	CAMERON WAKE	2009-17	90.5
3.	Bill Stanfill	1969-76	69.5

SUH SACKS

DT Ndamukong Suh has been one of the most disruptive interior defensive linemen in the NFL since he entered the league in 2010.

Since entering the NFL in 2010, Suh is second among all defensive tackles in sacks. **This season, Suh is tied for ninth among defensive tackles with 4.5 sacks.**

Here is a look at how Suh's sacks stack up since he entered the league in 2010:

MOST SACKS BY NFL DEFENSIVE TACKLES (2010-PRESENT)

RNK	PLAYER	TEAMS	SACKS
1.	Geno Atkins	Cin.	61.0
2.	NDAMUKONG SUH	DET./MIA.	51.5
3.	Gerald McCoy	TB	48.5
4.	Aaron Donald	LAR	39.0
5.	Jurrell Casey	Ten.	38.0

STUFFS BY SUH

Not only is **DT Ndamukong Suh** a great interior pass rusher, but the Nebraska product also disrupts rushing plays behind the line of scrimmage. Since he entered the NFL as a first-round pick in 2010, Suh **leads all interior defensive linemen with 55.0 stuffs. His 6.5 stuffs this year are tied for fourth in the NFL among defensive tackles this year.** A stuff is defined as any tackle of a ball carrier behind the line of scrimmage during a rushing attempt.

MOST STUFFS BY INTERIOR DEFENSIVE LINEMEN (2010-PRESENT)

RNK	PLAYER	TEAMS	STUFFS
1.	NDAMUKONG SUH	DET./MIA.	55.0
2.	Aaron Donald	STL/LAR	40.5
3.	Kyle Williams	Buffalo	36.5
4.	Geno Atkins	Cincinnati	34.5
	Brandon Mebane	Sea./SD/LAC	34.5

SUH CONSISTENTLY MAKES STOPS

DT Ndamukong Suh topped 350 career tackles during the 2016 season. Since he entered the NFL in 2010, **Suh is second among all defensive tackles with 416 total tackles** and his total is fourth among all defensive linemen.

Suh set a new career high and was third among all interior defensive linemen in total tackles in 2016 with 72 (41 solo). He **finished among the top five in total tackles by an NFL interior defensive linemen for the third consecutive season.**



“ The guy is amazing. **He teaches me a lot.** When he talks to (Defensive Line) Coach Terrell Williams, they talk about things that I'm just sitting over there (picking their brains) and learning each and every day. I try to get in their business, get in their conversations, see what new techniques they're learning, and things like that. ”
- **DT Davon Godchaux on DT Ndamukong Suh**



DEFENSE NOTES

DOLPHINS DEFENSE ON THIRD DOWN

The Dolphins defense is eighth in the NFL allowing just 36.6 percent of third downs to be converted this season. In Week 14 vs. New England, **the Dolphins did something no team had been able to do to the Patriots in the Bill Belichick and Tom Brady era, and that was to hold them without a third-down conversion. The last time New England didn't have a third-down conversion was on Sept. 29, 1991 at the Cardinals, when the Patriots were 0-for-6 (0.0 pct.).**

- It was just the fourth time since 1991 the Dolphins have not given up a third-down conversion in a game. The other three occurrences were Oct. 30, 2005 at New Orleans, Nov. 20, 2011 vs. Buffalo and Dec. 18, 2011 at Buffalo.
- The 4.2 percent conversion rate (1-for-24) allowed by the Dolphins in their Week 13 and 14 games **represents the second-lowest by an NFL team over a two-game span in any of the last 40 seasons.** Jets' opponents were 1-for-25 (4.0%) from Dec. 3-13, 2009.

MIAMI DEFENSE SHUT DOWN BRADY AND CO. IN LAST HOME GAME

The Dolphins defense held New England to just 20 points and 248 total yards in Week 14. **It was just the second time this season the Patriots have been held to less than 21 points** (19 at Tampa Bay on Oct. 5, 2017).

- **New England's 248 total yards were their lowest output since Jan. 3, 2016**, also in Miami, when they gained 196 yards. Including playoff contests, that is a span of 34 games.
- The Dolphins held New England to 0 points and just 2 total yards in the first quarter. **It's the fourth-fewest yards gained by New England in the first quarter of a game in their franchise's history and fewest since Nov. 10, 1996 at N.Y. Jets.** It's the fewest first-quarter yards allowed by the Dolphins since they limited Houston to 0 in the first quarter on Oct. 25, 2015.

XAVIEN HOWARD'S TWO-GAME STRETCH

CB Xavien Howard put together the two best games of his young career in consecutive weeks during Miami's last two home games. In Week 13 vs. Denver, he intercepted two passes and returned one for a touchdown. In Week 14 vs. New England, despite battling the flu on game day, Howard intercepted two more passes, **giving QB Tom Brady his first multi-interception game since Dec. 6, 2015 vs. Philadelphia.**

- Howard's pick-six vs. Denver was Miami's first interception return for a touchdown since **LB Kiko Alonso** won the San Diego game with a 60-yard interception return for a touchdown on Nov. 13, 2016.
- Howard is **the first cornerback in Dolphins history to have multiple interceptions in consecutive games.**
- He **became the first player to intercept Patriots QB Tom Brady twice in the same game since Indianapolis' Mike Adams** had two interceptions against him on Nov. 16, 2014.
- The interceptions were Howard's third and fourth in his past two games after he did not have an interception in the first 18 regular season games of his career.
- **Howard's five passes defended in Week 13 are tied for the second-most in an NFL game this season.**
 - L.A. Chargers' **Casey Hayward** had five passes defended on Oct. 1, 2017 vs. Philadelphia and Chicago's **Kyle Fuller** had six passes defended on Dec. 24, 2017.



12 PASSES DEFENSED IN WIN OVER DENVER

Miami's defensive backs were all over Denver's receivers in Week 13, tallying 12 passes defended. **The total was tied for the fourth-most in a game in team history and the team's most since they recorded 12 on Oct. 31, 2010.** The team was led by career highs in passes defended by **CB Xavien Howard (5)** and **CB Bobby McCain (3).** **It was tied for the second-most passes defended by a team in the NFL this season.**

RESHAD LEADS NFL SAFETIES IN TACKLES

S Reshad Jones, fresh off his second Pro Bowl selection last week, set a career high with 15 tackles (12 solo) at Kansas City in Week 16. That brings **Jones' season tally to 114 tackles (89 solo), which leads all NFL safeties and rank No. 12 in the league, regardless of position.** His 114 stops also lead the team. Here is a look at the NFL leaders in tackles at the safety position:

NFL'S LEADING TACKLERS IN 2017 (SAFETIES)

RNK	PLAYER	TEAM	TACKLES
1.	RESHAD JONES	MIAMI	114
2.	Keanu Neal	Atlanta	109
3.	Landon Collins	N.Y. Giants	99
4.	Jordan Poyer	Buffalo	93

RESHAD GETS INTO THE END ZONE

S Reshad Jones returned a fumble 14 yards for a touchdown in Week 12 at New England. It was the second fumble return for a touchdown for Jones this season. He also had a 38-yard fumble return for a touchdown in Miami's Week 5 win vs. Tennessee. **Jones is the only NFL player to have two fumble returns for touchdowns this season.**

With the touchdown, **Jones moved into sole possession of second place on the Dolphins' all-time defensive touchdown chart.** It was the fifth defensive score of Jones' career:

MOST DEFENSIVE TOUCHDOWNS IN DOLPHINS HISTORY

RNK	PLAYER	YEARS	DEF. TDs
1.	Jason Taylor	1997-07, 09, 11	9
2.	RESHAD JONES	2010-17	5
3.	Dick Anderson	1968-77	4
	Terrell Buckley	1995-99, 2003	4
	Zach Thomas	1996-2007	4

ROOKIES PLAYING BIG ROLE ON DEFENSE

The Dolphins have relied heavily on rookies to improve their defense this season. Miami has played eight and started four rookies on defense in the first 14 games of the year. The starters are **CB Cordrea Tankersley** (10 starts), **DT Davon Godchaux** (five), **LB Chase Allen** (three) and **DE Charles Harris** (two). **DT Vincent Taylor**, **S Maurice Smith**, **CB Torry McTyer** and **DE Cameron Malveaux** have also played snaps with the defense at critical points of various games. Allen, Malveaux, McTyer and Smith were all undrafted college free agents while the other four were selected by Miami in the 2017 NFL draft.

DOLPHINS ALL-ROOKIE TEAM CANDIDATES





SPECIAL TEAMS NOTES

RIZZI'S UNITS LEAD NFL IN BLOCKED KICKS SINCE 2011

Associate Head Coach/Special Teams Coordinator **Darren Rizzi** was promoted to the special teams coordinator role in 2011 and since then, **the Dolphins are tied for the league lead with 20 total blocked kicks and lead the NFL with 10 blocked punts.** Here is how the Dolphins stack up in both categories entering Week 17:

MOST BLOCKED KICKS IN THE NFL (2011-PRESENT)

RNK	TEAM	PUNT BLK	FG BLK	XP BLK	BLK KICKS
1.	MIAMI DOLPHINS	10	7	3	20
	Oakland Raiders	5	9	6	20
3.	Philadelphia Eagles	8	7	4	19
4.	Arizona Cardinals	1	13	1	15
	Seattle Seahawks	7	6	2	15

MOST BLOCKED PUNTS IN THE NFL (2011-PRESENT)

RNK	TEAM	PUNT BLK
1.	MIAMI DOLPHINS	10
2.	Philadelphia Eagles	8
3.	Seattle Seahawks	7
	Los Angeles Rams	7
5.	Tampa Bay Buccaneers	6

DOLPHINS TIED FOR THIRD IN THE NFL WITH THREE BLOCKED KICKS THIS SEASON

The Dolphins punt and kick block units have performed well this season as the team has totaled three blocked kicks in 14 games. **DT Vincent Taylor** blocked field goals against the N.Y. Jets in Week 3 and the Baltimore Ravens in Week 8, and **DE Terrence Fede** blocked a punt in Week 13 against Denver.

Miami's three blocked kicks are tied for the third-most in the NFL this season. The L.A. Rams and Philadelphia Eagles have four blocked kicks while Denver, Tampa Bay, Indianapolis and New England have blocked three kicks.

THE DENNEY STREAK

LS John Denney turned 39 years old earlier this month and is in his 13th NFL season. Denney has been Miami's long snapper for every game dating back to 2005 - **a consecutive games streak that spans 207 regular season contests.** That streak is the **longest in Dolphins history** and is tied for third-longest among all active NFL players.

MOST CONSECUTIVE GAMES PLAYED IN DOLPHINS HISTORY

RNK	PLAYER	CONS. GP	STREAK
1.	JOHN DENNEY	207*	1ST (2005) - PRESENT
2.	Jason Taylor	130	15th (1999) - 16th (2007)
3.	Jim Langer	128	10th (1970) - 9th (1979)

* active streak

MOST CONSECUTIVE GAMES PLAYED, ACTIVE NFL LEADERS

RNK	PLAYER	TEAM	POS	CONS. GP
1.	Shane Lechler	Oak./Hou.	P	253
2.	Jason Witten	Dallas	TE	234
3.	JOHN DENNEY	MIAMI	LS	207
	Donnie Jones	Mia./STL/Hou./Phi.	P	207

THOMAS LEADS THE NFL IN SPECIAL TEAMS TACKLES SINCE 2014

S Michael Thomas has been one of the NFL's most prolific special teams players since his first full season in the NFL in 2014. **Thomas leads the NFL with 54 special teams tackles since 2014.** Thomas leads the team this season with 11 special teams stops, which is tied for 14th in the league. **He finished the 2016 season tied for the NFL lead with 19 special teams tackles.** In 2015, Thomas was named a first-team All Pro on special teams by Pro Football Focus.

MIAMI'S KICKOFF TEAM IS THE NFL'S BEST

The Dolphins kickoff coverage unit is the best in the NFL as opponents' average starting field position is just the 22.8-yard line following kickoffs, a half-yard better than anybody else in the league.

PARKEY ON PACE FOR ONE OF THE BEST SEASONS BY A KICKER IN DOLPHINS HISTORY

K Cody Parkey has made quite the impact in his first season with the Dolphins. He has made 20-of-22 (90.9 pct.) field goal attempts, with his only misses coming from 48 and 50 yards. **His field goal percentage is eighth in the NFL and fifth in the AFC.** Parkey's 90.9 field goal percentage is on pace to be second in team history and gives him a chance to break the team record in Week 17 (min. 15 attempts). K Jay Feely was 21-of-23 (91.3 pct.) in 2007.

Parkey doesn't just score points though. **He is the only kicker in the NFL to successfully convert three inside kicks this season.** In fact, no other kicker has converted more than one. On kickoffs, **Parkey has helped the Dolphins give their opponent the worst starting field position in the league** as opponents average starting at their own 22.8-yard line following kickoffs.

PARKEY HITS THE SPOT

Parkey has made three game-winning kicks this season. In Week 2, his first game with the Dolphins, **he kicked the longest game-winning field goal in team history**, a 54-yarder with 1:05 left to beat the L.A. Chargers. In Week 6, Parkey kicked a game-tying and game-winning field goal in the fourth quarter to win at Atlanta. **It was the first time in Parkey's four-year NFL career he made game-tying and game-winning kicks in the same contest.** Parkey also connected on a 39-yard game-winner with 22 seconds left to beat the N.Y. Jets in Week 7.

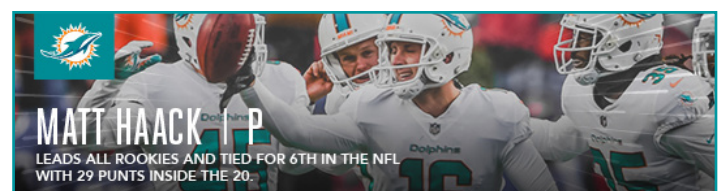
PARKEY FROM LONG RANGE

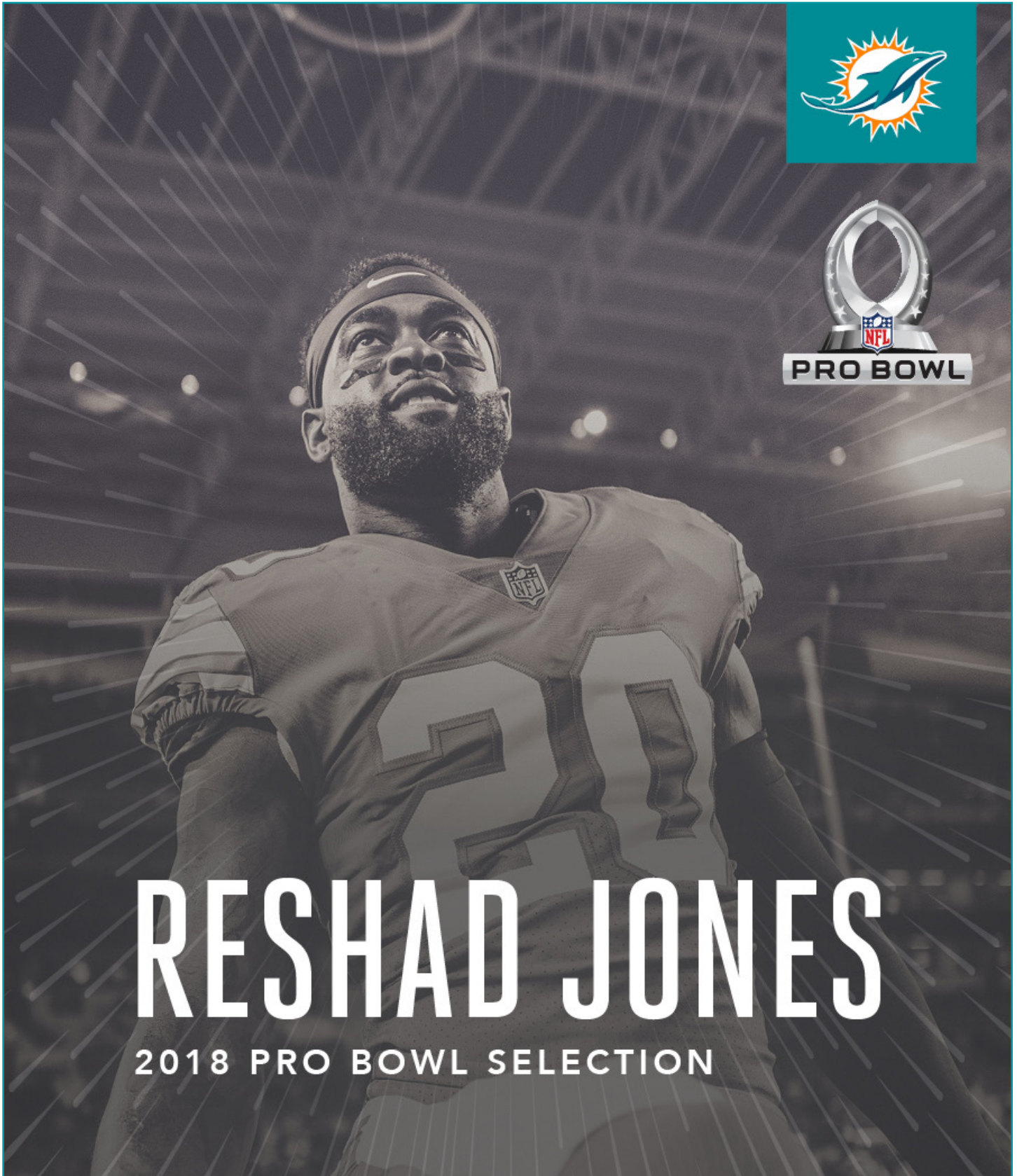
K Cody Parkey has a track record for being accurate on long kicks. He is 6-for-7 all-time when kicking 50-plus yard field goals and **is the most accurate active NFL kicker on 50-plus yard kicks** (min: 6 att.).

50+ YARD FIELD GOAL PERCENTAGE LEADERS (ACTIVE PLAYERS)

RNK	PLAYER	TEAM	FGM	FGA	PCT
1.	CODY PARKEY	PHI./CLE./MIA.	6	7	85.7
2.	Jake Elliott	Philadelphia	5	6	83.3
3.	Robbie Gould	Chi./NYG/SF	27	35	77.1
4.	Matt Prater	Atl./Den./Det.	43	56	76.8
5.	Stephen Gostkowski	New England	23	30	76.7

DOLPHINS ALL-ROOKIE TEAM CANDIDATE





RESHAD JONES

2018 PRO BOWL SELECTION



WHAT TO LOOK FOR

DE ANDRE BRANCH...

- Has 22.5 sacks. Needs 2.5 sacks to reach 25.0 in his career.

LS JOHN DENNEY...

- Extending his consecutive games played streak, which currently stands at a franchise-record 207, having played in every game in his 13-year career.

RB KENYAN DRAKE...

- Has one kickoff return touchdown. Needs one kickoff return touchdown to tie for second (Ted Ginn, Jr.) in all-time team history and one kickoff return touchdown to join Mercury Morris (1969-71) as the only Dolphins to return kickoffs for touchdowns in consecutive seasons.

TE ANTHONY FASANO...

- Has 24 receiving touchdowns as a Dolphin. Needs two receiving touchdowns to surpass Bruce Hardy (25) and become the team's all-time leader among tight ends.
- Has 298 receptions. Needs two receptions to reach 300 in his career.

WR JAKEEM GRANT...

- Has one punt return touchdown. Needs one punt return touchdown to tie the all-time team lead (Freddie Solomon, Tom Vigorito, O.J. McDuffie) and one punt return touchdown to join Freddie Solomon (1975-76) and Tom Vigorito (1981-82) as the only Dolphins to return punts for touchdowns in consecutive seasons.

S RESHAD JONES...

- Has 9.5 sacks. Needs two sacks to surpass Yeremiah Bell (11) and become the team's all-time leader for most sacks by a defensive back.
- Has 18 interceptions. Needs two interceptions to reach 20 in his career.
- Has 45 passes defended. Needs five passes defended to reach 50 in his career.

WR JARVIS LANDRY...

- Has 391 receptions and can extend his NFL record for most receptions in the first four years of a career.
- Has 103 receptions this season. Needs eight receptions to set a team record for most receptions in a single season.
- Has 895 receiving yards this season. Needs 105 receiving yards to become the first player in Dolphins history with three consecutive 1,000-yard seasons.
- Has 3,946 receiving yards. Needs 54 receiving yards to reach 4,000 for his career.
- Has one punt return touchdown. Needs one punt return touchdown to tie the all-time team lead (Freddie Solomon, Tom Vigorito, O.J. McDuffie).

QB MATT MOORE...

- Has played in 49 games. Needs to play in one game to reach 50 in his career.
- Has 6,938 passing yards. Needs 62 passing yards to reach 7,000 in his career.
- Has 45 passing touchdowns. Needs five passing touchdowns to reach 50 in his career.

WR DeVANTE PARKER...

- Has 1,844 receiving yards. Needs 156 receiving yards to reach 2,000 in his career.
- Has eight receiving touchdowns. Needs two receiving touchdowns to reach 10 in his career.

DT NDAMUKONG SUH...

- Extending his consecutive games started streak, which currently stands at 98, the most by an active NFL defensive tackle.
- Has 28 passes defended. Needs two passes defended to reach 30 in his career.

LB LAWRENCE TIMMONS...

- Has 13 forced fumbles. Needs two forced fumbles to reach 15 in his career.

DE CAMERON WAKE...

- Has recorded 90.5 sacks in his Dolphins career. Needs 2.5 sacks to surpass Jason Taylor (92.5) for most sacks by a Dolphins player in the first nine seasons on the team.
- Has recorded five games with three-plus sacks in his career. Needs one game with three-or-more sacks to move into a tie for first place for the most games with three-plus sacks in franchise history, joining Jason Taylor (six games).
- Has nine sacks this season. Need one sack to become the 12th player in NFL history (since 1982) and just the fourth in the past 15 years (John Abraham, Julius Peppers and Terrell Suggs) to record a double-digit sack season at the age of 35 or older.
- Has 14 passes defended. Needs one pass defended to reach 15 in his career.

RB DAMIEN WILLIAMS...

- Has scored nine touchdowns (three rushing and six receiving). Needs one touchdown for 10 in his career.



WR Jarvis Landry is eight receptions away from breaking the team's single-season receptions record (110) that he set in 2015.



THE DOLPHINS VS. THE BILLS

A DOLPHINS WIN WOULD...

- Be the team's third straight at home.
- Mark the second consecutive season the Dolphins have won at least five games at home after they went 6-2 at Hard Rock Stadium last year. The last time the Dolphins had back-to-back seasons with at least five home wins was 2001-02.

SERIES HISTORY

REGULAR SEASON (MIAMI LEADS 58-43-1)
POSTSEASON (BUFFALO LEADS 3-1)

DATE	GAME	DATE	GAME
9/18/1966	at Buffalo 58, Miami 24	1/17/1993	***Buffalo 29, at Miami 10
11/6/1966	Buffalo 29, at Miami 0	9/26/1993	Miami 22, at Buffalo 13
11/5/1967	at Buffalo 35, Miami 13	10/9/1994	at Buffalo 21, Miami 11
11/26/1967	at Miami 17, Buffalo 14	12/4/1994	Buffalo 42, at Miami 31
10/12/1968	at Miami 14, Buffalo 14 (tie)	10/29/1995	at Miami 23, Buffalo 6
11/10/1968	Miami 21, at Buffalo 17	12/17/1995	at Buffalo 23, Miami 20
10/26/1969	at Miami 24, Buffalo 6	12/30/1995	*at Buffalo 37, Miami 22
11/16/1969	at Buffalo 28, Miami 3	10/13/1996	Miami 21, at Buffalo 7
10/18/1970	Miami 33, at Buffalo 14	12/16/1996	at Miami 16, Buffalo 14
12/20/1970	at Miami 45, Buffalo 7	11/2/1997	at Buffalo 9, Miami 6
9/26/1971	Miami 29, at Buffalo 14	11/17/1997	at Miami 30, Buffalo 13
11/7/1971	at Miami 34, Buffalo 0	9/13/1998	at Miami 13, Buffalo 7
10/22/1972	at Miami 24, Buffalo 23	11/1/1998	at Buffalo 30, Miami 24
11/5/1972	Miami 30, at Buffalo 16	1/2/1999	*at Miami 24, Buffalo 17
10/21/1973	at Miami 27, Buffalo 6	10/4/1999	Buffalo 23, at Miami 18
11/18/1973	Miami 17, at Buffalo 0	11/14/1999	at Buffalo 23, Miami 3
9/22/1974	Miami 24, at Buffalo 16	10/8/2000	at Miami 22, Buffalo 13
11/17/1974	at Miami 35, Buffalo 28	12/3/2000	Miami 33, at Buffalo 6
10/26/1975	Miami 35, at Buffalo 30	11/25/2001	Miami 34, at Buffalo 27
12/7/1975	at Miami 31, Buffalo 21	1/6/2002	at Miami 34, Buffalo 7
9/13/1976	Miami 30, at Buffalo 21	10/20/2002	Buffalo 23, at Miami 10
12/5/1976	at Miami 45, Buffalo 27	12/1/2002	at Buffalo 38, Miami 21
9/18/1977	Miami 13, at Buffalo 0	9/21/2003	at Miami 17, Buffalo 7
12/17/1977	at Miami 31, Buffalo 14	12/21/2003	Miami 20, at Buffalo 3
9/17/1978	at Miami 31, Buffalo 24	10/17/2004	at Buffalo 20, Miami 13
11/12/1978	Miami 25, at Buffalo 24	12/5/2004	Buffalo 42, at Miami 32
9/2/1979	Miami 9, at Buffalo 7	10/9/2005	at Buffalo 20, Miami 14
10/14/1979	at Miami 17, Buffalo 7	12/4/2005	at Miami 24, Buffalo 23
9/7/1980	at Buffalo 17, Miami 7	9/17/2006	Buffalo 16, at Miami 6
10/19/1980	at Miami 17, Buffalo 14	12/17/2006	at Buffalo 21, Miami 0
10/21/1981	at Buffalo 31, Miami 21	11/11/2007	Buffalo 13, at Miami 10
12/19/1981	at Miami 16, Buffalo 6	12/9/2007	at Buffalo 38, Miami 17
11/21/1982	Miami 9, at Buffalo 7	10/26/2008	at Miami 25, Buffalo 16
12/27/1982	at Miami 27, Buffalo 10	12/7/2008	Miami 16, at Buffalo 3 (at Toronto)
9/4/1983	Miami 12, at Buffalo 0	10/4/2009	at Miami 38, Buffalo 10
10/9/1983	Buffalo 38, at Miami 35 (ot)	11/29/2009	at Buffalo 31, Miami 14
9/17/1984	Miami 21, at Buffalo 17	9/12/2010	Miami 15, at Buffalo 10
10/28/1984	at Miami 38, Buffalo 7	12/19/2010	Buffalo 17, at Miami 14
11/24/1985	Miami 23, at Buffalo 14	11/20/2011	at Miami 35, Buffalo 8
12/22/1985	at Miami 28, Buffalo 0	12/18/2011	Miami 30, at Buffalo 23
10/12/1986	at Miami 27, Buffalo 14	11/15/2012	at Buffalo 19, Miami 14
11/16/1986	Miami 34, at Buffalo 24	12/23/2012	at Miami 24, Buffalo 10
10/25/1987	Buffalo 34, at Miami 31 (ot)	10/20/2013	Buffalo 23, at Miami 21
11/29/1987	at Buffalo 27, Miami 0	12/22/2013	at Buffalo 19, Miami 0
9/11/1988	at Buffalo 9, Miami 6	9/14/2014	at Buffalo 29, Miami 10
11/14/1988	Buffalo 31, at Miami 6	11/13/2014	at Miami 22, Buffalo 9
9/10/1989	Buffalo 27, at Miami 24	9/27/2015	Buffalo 41, at Miami 14
10/29/1989	at Buffalo 31, Miami 17	11/8/2015	at Buffalo 33, Miami 17
9/16/1990	at Miami 30, Buffalo 7	10/23/2016	at Miami 28, Buffalo 23
12/23/1990	at Buffalo 24, Miami 14	12/24/2016	Miami 34, at Buffalo 31 (ot)
1/12/1991	**at Buffalo 44, Miami 34	12/17/2017	at Buffalo 24, Miami 16
9/1/1991	at Buffalo 35, Miami 31		
11/18/1991	Buffalo 41, at Miami 27		
10/4/1992	Miami 37, at Buffalo 10		
11/16/1992	Buffalo 26, at Miami 20		

* - AFC Wild Card playoff game

** - AFC Divisional game

*** - AFC Championship game

CONNECTIONS

PRO CONNECTIONS

- Dolphins **LB Kiko Alonso** was selected by the Bills in the second round (46th overall) of the 2013 NFL draft. As a rookie in 2013, Alonso started all 16 games and played 100 percent of the Bills defensive snaps, totaling 159 tackles, four interceptions and two sacks. His 159 tackles were third in the NFL that season and first among rookies, and Alonso was honored as the PFWA NFL Defensive Rookie of the Year. He missed the entire 2014 season due to injury.
- Bills **TE Charles Clay** was selected by the Dolphins in the sixth round (174th overall) of the 2011 NFL draft. He played in Miami from 2011-14, totaling 161 receptions for 1,809 yards and 15 touchdowns (one rushing). He had career highs in receptions (69), yards (759) and touchdowns (six receiving, one rushing) in 2013.
- Bills **G Richie Incognito** played for the Dolphins from 2010-13, starting all 55 games that he played in during that span. He was selected to his first career Pro Bowl in 2012.
- Dolphins **T Sam Young** played for the Bills from 2011-13.
- Dolphins **TE MarQueis Gray** played in nine games for the Bills from 2014-15, starting five contests and catching nine passes for 120 yards.
- Bills **CB Lafayette Pitts** was signed by the Dolphins as an undrafted free agent after the 2016 NFL draft. He played in nine games in 2016, including the Dolphins playoff game against the Steelers, and spent 2017 training camp with the team.
- Bills **DT Deandre Coleman** played in five games for the Dolphins from 2014-15, tallying four tackles.
- Bills **LB Deon Lacey** spent the 2017 offseason and preseason with the Dolphins.
- Dolphins **Assistant Strength and Conditioning Coach Jim Arthur** served in the same role for the Bills from 2002-04.
- Bills **Assistant General Manager Joe Schoen** spent nine seasons in the Dolphins scouting department from 2008-16. From 2014-16 he served as the director of player personnel.
- Bills **Vice President of Player Personnel Brian Gaine** spent six seasons in the Dolphins scouting department from 2008-13, serving as assistant general manager from 2012-13.
- Dolphins **Director of Football Research and Strategy Matt Sheldon** served as Bills linebackers coach from 2006-09.
- Bills **Wide Receivers Coach Phil McGeoghan** spent 2012-15 as the assistant wide receivers coach, taking over as wide receivers coach in the middle of the 2015 season, when **WR Jarvis Landry** set an franchise record with 110 receptions.

COLLEGE CONNECTIONS

- Dolphins **C Mike Pouncey** and Bills **WR Deonte Thompson** were both part of the 2007 recruiting class at Florida. The pair played together through the 2010 season, winning the BCS National Championship in 2008.
- Two Dolphins and three Bills played at Louisville: Dolphins **RB Seniorise Perry** (2010-13), **WR DeVante Parker** (2011-14), Bills **LB Preston Brown** (2010-13), **G John Miller** (2011-14) and **C Eric Wood** (2004-08). In 2013, Perry was the Cardinals second-leading rusher (677 yds, 6 TDs), Parker was the leading receiver (885 yds, 12 TDs) and Brown was the leading tackler (94).
- Dolphins **WR Jarvis Landry** (2011-13) and **DT Davon Godchaux** (2014-16) played with Bills **LS Reid Ferguson** (2012-15) and **CB Tre'Davious White** (2013-16) at LSU. In 2016, Godchaux led all Tigers defensive linemen and was fourth overall with 62 tackles, while White led the defense with 14 passes defended.
- Dolphins **T Laremy Tunsil** and Bills **S Trae Elston** played together at Ole Miss from 2013-15. In 2015, both were selected first-team All-SEC and earned All-American honors.
- Dolphins **T Zach Sterup** and Bills **WR Brandon Reilly** played together at Nebraska from 2012-15.
- Dolphins **G Ted Larsen** played with Bills **K Stephen Hauschka** at North Carolina State in 2007.
- Dolphins **S T.J. McDonald** and Bills **CB Shareece Wright** played together at USC from 2009-10. In 2010, McDonald was the Trojans' leading tackler (89) and Wright led the defense in passes defended (six).
- Dolphins **Running Backs Coach Danny Barrett** served as assistant head coach and quarterbacks coach at the University of Buffalo from 2007-09.

HIGH SCHOOL/HOMETOWN CONNECTIONS

- Several Bills players grew up in Florida (high school, hometown): **WR Jeremy Butler** (Booker, Bradenton), **DE Ryan Davis** (Howard W. Blake, Tampa), **FB Patrick DiMarco** (Lake Brantley, Altamonte Springs), **CB Leonard Johnson** (Largo, Clearwater), **LB Matt Milano** (Dr. Phillips, Orlando), **G John Miller** (Miami Central, Miami), **TE Nick O'Leary** (Dwyer, Palm Beach), and **QB Nathan Peterman** (Bartram Trail, Jacksonville).



THE DOLPHINS VS. THE BILLS

SERIES FACTS (TEAM)

MIAMI'S LARGEST MARGIN OF VICTORY:

38 (at Miami 45, Buffalo 7, 12/20/70)

BUFFALO'S LARGEST MARGIN OF VICTORY:

34 (at Buffalo 58, Miami 24, 9/18/66)

CURRENT SERIES STREAK:

Buffalo 1 (12/17/17)

MIAMI'S LARGEST WIN STREAK:

20 (10/18/70 - 10/14/79)

BUFFALO'S LARGEST WIN STREAK:

6 (10/25/87 - 10/29/89)

MOST POINTS BY MIAMI:

45 (twice, last: at Miami 45, Buffalo 27, 12/5/76)

MOST POINTS BY BUFFALO:

58 (at Buffalo 58, Miami 24, 9/18/66)

MOST POINTS, BOTH TEAMS:

82 (at Buffalo 58, Miami 24, 9/18/66)

FEWEST POINTS BY MIAMI:

0 (four times, last: at Buffalo 19, Miami 0, 12/22/13)

FEWEST POINTS BY BUFFALO:

0 (five times, last: at Miami 28, Buffalo 0, 12/22/85)

FEWEST POINTS, BOTH TEAMS:

12 (Miami 12, at Buffalo 0, 9/4/83)

SERIES SUPERLATIVES

DOLPHINS

RUSHING YARDS:

228, Ricky Williams, at Buffalo, 12/1/02

PASSING YARDS:

422, Dan Marino, at Buffalo, 12/30/95 (AFC Wild Card)

RECEPTIONS:

15, Chris Chambers, at Miami, 12/4/05

RECEIVING YARDS:

238, Chris Chambers, at Miami, 12/4/05

BILLS

RUSHING YARDS:

203, O.J. Simpson, at Miami, 12/5/76

PASSING YARDS:

419, Joe Ferguson, at Miami, 10/9/83

RECEPTIONS:

11, Andre Reed, at Buffalo, 9/1/91

RECEIVING YARDS:

240, Eric Moulds, at Miami, 1/2/99 (AFC Wild Card)

DOLPHINS PLAYERS VS. THE BILLS

PLAYER	GP	RECORD	PASSING				
			A-C-I	YDS	PCT	TD	RTG
Jay Cutler	5	2-3	212-127-7	1474	59.9	5	75.1
Matt Moore	4	3-1	76-42-3	663	55.3	7	98.7
TOTALS	9	5-4	288-169-10	2,137	58.7	12	81.3

PLAYER	GP	ATT	RUSHING				
			YDS	AVG	LG	TD	
Kenyan Drake	3	20	134	6.7	45T	2	
Jay Cutler	5	19	95	5.0	18	2	
Damien Williams	6	11	52	4.7	14	1	
Jarvis Landry	7	7	19	2.7	9	0	
Kenny Stills	6	1	4	4.0	4	0	
Matt Moore	4	4	1	0.3	3	0	
TOTALS	31	62	305	4.9	45T	5	

PLAYER	GP	NO	RECEIVING			
			YDS	AVG	LG	TD
Jarvis Landry	7	46	435	9.5	26	1
Kenny Stills	6	15	346	23.1	69T	4
Anthony Fasano	15	29	310	10.7	22T	4
DeVante Parker	4	16	240	15.0	56T	1
Damien Williams	6	5	94	18.8	44	0
Kenyan Drake	3	6	35	5.8	11	0
MarQueis Gray	5	1	20	20.0	20	0
Jakeem Grant	3	1	13	13.0	13	0
A.J. Derby	2	1	5	5.0	5	0
TOTALS	51	120	1,498	12.5	69T	10

PLAYER	GP	KOR	KICKOFF RETURNS			
			YDS	AVG	LG	TD
Jakeem Grant	3	6	143	23.8	41	0
Jarvis Landry	7	7	136	19.4	26	0
Damien Williams	6	5	81	16.2	31	0
Kenyan Drake	3	1	39	39.0	39	0
TOTALS	19	19	399	21.0	41	0

PLAYER	GP	PR	PUNT RETURNS			
			YDS	AVG	LG	TD
Jarvis Landry	7	9	86	9.6	19	0
Jakeem Grant	3	5	44	8.8	26	0
TOTALS	10	14	130	9.3	26	0

PLAYER	GP	NO	PUNTING					
			YDS	AVG	LG	TB	I20	NET
Matt Haack	1	4	187	46.8	58	1	1	41.3
TOTALS	1	4	187	46.8	58	1	1	41.3

PLAYER	GP	KICKING							
		FGM	FGA	LG	XPM	XPA	KO	TB	
Cody Parkey	2	5	5	41	2	2	8	2	
TOTALS	2	5	5	41	2	2	8	2	



THE DOLPHINS VS. THE BILLS

DOLPHINS PLAYERS VS. THE BILLS

PLAYER	GP	DEFENSE						
		SOLO	ASST	SK	INT	PD	FF	FR
Reshad Jones	12	62	12	2.0	2	7	1	2
Cameron Wake	16	31	12	10.0	0	3	2	0
Kiko Alonso	4	28	8	0.0	0	0	0	0
Michael Thomas	6	19	4	0.0	0	0	1	0
Ndamukong Suh	7	19	11	2.0	0	1	0	0
Lawrence Timmons	5	14	7	1.0	0	0	0	0
Andre Branch	5	11	4	2.5	0	0	1	0
Alterraun Verner	3	9	0	0.0	0	1	0	0
Neville Hewitt	5	9	3	0.0	0	0	0	0
T.J. McDonald	2	9	2	0.0	0	1	0	0
Xavien Howard	2	8	2	1.0	0	1	0	0
Bobby McCain	5	5	0	0.0	0	0	0	0
Jordan Phillips	4	3	1	1.0	0	0	0	0
Charles Harris	1	3	0	0.0	0	0	0	0
Stephone Anthony	1	2	1	0.0	0	0	0	0
Walt Aikens	7	1	1	0.0	0	0	0	0
Terrence Fede	4	1	2	0.0	0	0	0	0
Chase Allen	1	1	3	0.0	0	0	0	0
Davon Godchaux	1	1	1	0.0	0	0	0	0
Cameron Malveaux	1	1	0	0.0	0	0	0	0
Vincent Taylor	1	1	0	0.0	0	0	0	0
TOTALS	93	238	74	19.5	2	14	5	2



WR Jarvis Landry had 10 receptions for 99 yards (9.9 avg.) in the Week 15 meeting at Buffalo

STATISTICAL LEADERS

CATEGORY	BILLS		DOLPHINS	
	PLAYER	STAT	PLAYER	STAT
Completion Pct.	T. Taylor	62.1	J. Cutler	62.1
Passing Yards	T. Taylor	2,595	J. Cutler	2,660
Passer Rating	T. Taylor	88.1	J. Cutler	80.9
Rushing Yards	L. McCoy	1,128	K. Drake	569
Yards Per Carry	T. Taylor	5.0	K. Drake	4.8
Rushing TDs	L. McCoy	6	K. Drake	3
Receptions	L. McCoy	57	J. Landry	103
Receiving Yards	C. Clay	494	J. Landry	895
Receiving TDs	A. Holmes	3	J. Landry	8
Tackles	P. Brown	131	R. Jones	114
Sacks	Three tied	4.0	C. Wake	9.0
Interceptions	M. Hyde	5	X. Howard	4
Forced Fumbles	L. Alexander	3	Two tied	2
Special Tms Tcks	Two tied	9	M. Thomas	11

HOW THEY COMPARE

BILLS		CATEGORY	DOLPHINS	
STAT	RNK		RNK	STAT
302.0	29	Total Offense	27t	304.5
175.9	32	Passing Offense	19	218.1
126.1	6	Rushing Offense	28	86.3
18.7	24	Scoring Offense	26t	17.7
43	23t	Sacks Allowed	11t	32
41.9	7	Third Down Offense	32	31.2
53.7	18	Red Zone Offense	21	52.9
355.1	25	Total Defense	18	337.3
228.3	18	Passing Defense	17	227.8
126.7	30	Rushing Defense	15	109.5
22.9	18t	Scoring Defense	28	24.7
26	26t	Sacks	26t	26
38.3	16	Third Down Defense	8	36.6
52.8	15t	Red Zone Defense	30	64.6
8t	24	Takeaways	27t	15
16	6t	Giveaways	30	28



THE LAST MEETING

2017 – WEEK 15

DEC. 17, 2017 | ORCHARD PARK, N.Y.
NEW ERA FIELD
ATTENDANCE: 62,202 | TV: CBS

SCORING SUMMARY

MIAMI 16

BUFFALO 24

	1	2	3	4	F
Miami	3	3	0	10	16
Buffalo	7	14	3	0	24

The Dolphins' two-game winning streak came to a disappointing end at New Era Field in Buffalo, but not without a valiant comeback effort.

Running back LeSean McCoy had a touchdown run and a touchdown reception and quarterback Tyrod Taylor passed for a score and ran for another when the Bills defeated the Dolphins 24-16.

The Dolphins were not able to get into the end zone until midway through the fourth quarter when Kenyan Drake scored on a 1-yard run. Cody Parkey kicked three field goals, two in the first half and one with 39 seconds left. Punter Matt Haack recovered the ensuing onside kick, but the comeback attempt ended when Jay Cutler was intercepted by Tre'Davious White on the next play.

Drake's touchdown came with 7:57 remaining in the fourth quarter and they got the ball back with 4:33. The Dolphins converted a fourth-and-14 with a 17-yard completion from Jay Cutler to Jarvis Landry, leading to Parkey's third field goal. Landry finished with 10 catches for 99 yards.

Cornerback Xavien Howard, who had two interceptions in each of the previous two games, didn't have a pick Sunday but he had a sack and later dropped McCoy for a 5-yard loss to knock the Bills out of field goal range in the fourth quarter.

Drake, coming off back-to-back 100-yard rushing performances, got off to a great start by gaining 53 yards in the first quarter before Buffalo bottled him up. He finished with a respectable 78 yards on 16 carries, while catching six passes out of the backfield.

After holding New England to 0-for-11 on third-down conversions in their 27-20 victory last week, the Dolphins saw Buffalo convert 7 of 15 third-down situations.

SCORING DRIVES

TEAM	QTR	TIME	PLAY (EXTRA POINT) (DRIVE INFO)	MIA	BUF
Bills	1	10:12	L.McCoy 4 yd. run (S.Hauschka kick) (10-81, 4:48)	0	7
Dolphins	1	3:16	C.Parkey 28 yd. Field Goal (7-50, 3:51)	3	7
Dolphins	2	9:15	C.Parkey 41 yd. Field Goal (14-71, 7:04)	6	7
Bills	2	6:05	L.McCoy 16 yd. pass from T.Taylor (S.Hauschka kick) (8-75, 3:10)	6	14
Bills	2	0:33	T.Taylor 9 yd. run (S.Hauschka kick) (8-80, 1:50)	6	21
Bills	3	5:40	S.Hauschka 34 yd. Field Goal (5-7, 2:06)	6	24
Dolphins	4	7:57	K.Drake 1 yd. run (C.Parkey kick) (6-13, 1:35)	13	24
Dolphins	4	0:39	C.Parkey 26 yd. Field Goal (17-78, 3:54)	16	24

GAME STATISTICS

RUSHING (Att-Yds-TD):

Miami: K. Drake 16-78-1, J. Cutler 2-8, M. Gray 2-7, J. Grant 1-7
Buffalo: L. McCoy 20-50-1, T. Taylor 6-42-1, T. Cadet 4-24.

PASSING (A-C-Y-TD-INT):

Miami: J. Cutler 49-28-274-0-3.
Buffalo: T. Taylor 29-17-224-1-0.

RECEIVING (Rec-Yds-TD):

Miami: J. Landry 10-99, D. Parker 6-89, K. Drake 6-35, J. Thomas 2-15, A. Fasano 2-15, J. Grant 1-13, K. Stills 1-8.
Buffalo: C. Clay 5-68, L. McCoy 4-46-1, N. O'Leary 2-33, K. Benjamin 2-20, B. Tate 1-21, D. Thompson 1-16, T. Cadet 1-14, P. DiMarco 1-6.

SACKS (Sk-Yds):

Miami: X. Howard 1-11, C. Wake 1-1.
Buffalo: N. Capi 1-15, R. Davis 1-1.

INTERCEPTIONS (Int-Yds):

Miami: None.
Buffalo: S. Wright 1-54, T. White 1-9, J. Poyer 1-0.

FORCED FUMBLES:

Miami: None.
Buffalo: N. Capi 1.

FUMBLE RECOVERIES (No-Yds):

Miami: None.
Buffalo: None.


TEAM STATS

	MIA	BUF
First Downs	21	21
Rushing	7	9
Passing	13	10
Penalty	1	2
3rd-Down Efficiency	5 for 16	7 for 15
4th-Down Efficiency	1 for 2	0 for 1
Total Net Yards	349	328
Total Net Plays	73	61
Average Gain	4.8	5.4
Net Yards Rushing	100	116
Rushes	21	30
Yards per Rush	4.8	3.9
Net Yards Passing	249	212
Completed - Attempted	28-49	17-29
Yards per Pass Play	4.8	6.8
Sacked - Yards Lost	3-25	2-12
Had Intercepted	3	0
Punts - Average	4-187-46.8	5-205-41.0
Return Yardage	76	103
Punts - Return Yards	2-33	1-2
Kickoffs - Return Yards	2-43	3-38
Interceptions - Return Yards	0-0	3-63
Penalties - Yards	7-60	3-28
Fumbles - Lost	4-0	1-0
Red-Zone Efficiency	1 for 3	3 for 4
Goal-to-Go Efficiency	1 for 1	2 for 3
Time of Possession	32:25	27:35



MIAMI DOLPHINS 2017 DRAFT CLASS

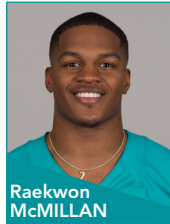
Rd 1 // Pick 22



**Charles
HARRIS**

Missouri // DE
6-3 // 260


Rd 2 // Pick 54



**Raekwon
McMILLAN**

Ohio State // LB
6-2 // 243

Rd 3 // Pick 97



**Cordrea
TANKERSLEY**

Clemson // CB
6-1 // 200

Rd 5 // Pick 164



**Isaac
ASIATA**

Utah // G
6-3 // 323

Rd 5 // Pick 178



**Davon
GODCHAUX**

LSU // DT
6-4 // 299

Rd 6 // Pick 194



**Vincent
TAYLOR**

Oklahoma State // DT
6-3 // 310

Rd 7 // Pick 237



**Isaiah
FORD**

Virginia Tech // WR
6-2 // 195

MIAMI DOLPHINS 2017 UNDRAFTED ROOKIE CLASS



**Chase
ALLEN**

Southern Illinois // LB
6-4 // 241



**Matt
HAACK**

Arizona State // P
6-1 // 185




**Malcolm
LEWIS**

Miami (Fla.) // WR
5-10 // 190




**Cameron
MALVEAUX**

Houston // DE
6-6 // 270



**Torry
McTYER**

UNLV // CB
6-0 // 195



**Drew
MORGAN**

Arkansas // WR
6-0 // 193



**De'Veon
SMITH**

Michigan // RB
5-11 // 228



**Eric
SMITH**

Virginia // T
6-5 // 300



**Maurice
SMITH**

Georgia // S
6-0 // 195



HARD ROCK STADIUM MODERNIZATION



Hard Rock Stadium is a global entertainment destination that encompasses art, culture, some of the best food in the region, diversity, an elevated fan experience and the best Miami has to offer. The venue serves as home to the Miami Dolphins, University of Miami football team, Orange Bowl, Super Bowl LIV and the 100th anniversary of the NFL, College Football Playoff Semifinals, major concerts, international soccer and a host of world-class events. This multi-purpose, open-air complex is in the midst of a multi-year, \$500 million renovation to enhance the fan experience. The modernization is being privately funded by Stephen Ross.



#ARTUNEXPECTED

Goldman Global Arts and the Miami Dolphins collaborated to transform Hard Rock Stadium into a vibrant, monumental public art experience. Highlighting 18 artists from ten countries, the landmark mural project looks to create an artistic legacy and cement Hard Rock Stadium as an iconic, world class, cultural venue of Miami.

The collection at Hard Rock Stadium is one of the world's largest street art museums, curated by Goldman Global Arts. The exceptional line-up of international artists brings a variety of techniques and styles together to create a jaw-dropping tapestry of urban art contained in a single location.





HARD ROCK STADIUM MODERNIZATION

NEW SEATING PRODUCTS

Hard Rock Stadium's modernization included doubling unique seating experiences from 8 to 16. Some of the newest seating products include:


The 72 Club: The 598 seats in the 72 Club take the premium seating experience to another level. It's the most luxurious seating experience in all of South Florida sports and entertainment. Seats are double-padded, have 11 inches more legroom and are located at midfield. At any point in-game, guests are able to walk on the field on their way to a private club designed by the Rockwell Group.



Living Room Boxes: Hard Rock Stadium created four-person private Living Room Boxes. Located on the 35-yard line and within the Atos Club presented by Dell EMC and Ford Field Clubs in the end zones, Living Room Boxes are the biggest, most comfortable seats in the stadium. These boxes give guests the ability to watch replays and highlights on their own private screens.

Hyundai Club: The Hyundai Club is a club located between the 30-yard lines on the north side that offers wider, padded seats. The club is designed by the Rockwell Group.

Corner Terraces: The 100 level Corner Terraces provide a unique social experience where guests can watch the game from a high-top table and comfortable swivel chairs. Corner Terraces provide guests the enjoyment of sitting with family or friends without being confined to a row of seats.



PHASE I

Phase I of the project that was completed for the 2015 season changed every seat in the stadium, rebuilt the concourses on the 100 and 300 levels, reduced capacity from 76,018 to 64,767, moved seats 25 feet closer to the field on the north and south sidelines, introduced five new premium spaces and allowed fans to enjoy improved food, enhanced concourses and 16 new restroom facilities throughout the venue.

Hard Rock Stadium's renovation stands apart in enhancing every fan experience. In delivering a new caliber of luxury, Phase I introduced The NINE hosted by Aston Martin Residences Miami, The 72 Club, the Hyundai Club, Ford Field Club and the Atos Club presented by Dell EMC.

For the everyday fan, new seating experiences debuted in the corner terraces, providing a unique social experience where guests watch the game from a half-round table and comfortable swivel chairs. Corner Terraces provide guests the enjoyment of sitting with family or friends without being confined to a row of seats.

The NINE hosted by Aston Martin Residences Miami: The NINE hosted by Aston Martin Residences Miami are nine open-air suites between the 30-yard lines that connect to a private club designed by the Rockwell Group. The NINE offers the best view of the field with the convenience of a private club.





HARD ROCK STADIUM MODERNIZATION

PHASE II

For the 2016 season, a state-of-the-art canopy was installed that keeps as many as 92 percent of fans in the shade and protected from the rain along with four giant high-definition video boards.

On Aug. 17, 2016, the Miami Dolphins christened the second phase of the renovation with a landmark 18-year naming rights agreement with Hard Rock International to name the newly renovated facility Hard Rock Stadium.

Video Boards

- Four 1,472-inch screens in each corner of the stadium for a total of 22,400 sq. ft. – the largest in the AFC East (compared to 12,000 total square footage in old stadium).
- A total of 18 million LEDs will showcase game day on the boards.
- High-definition picture positioned for easy sightlines for every fan.

Miami Dolphins
TOTAL: 22,400 SQ. FT.



NEW YORK JETS
TOTAL: 14,160 SQ. FT.



BUFFALO BILLS
TOTAL: 12,253 SQ. FT.



NEW ENGLAND PATRIOTS
TOTAL: 11,306 SQ. FT.



SHADE CANOPY

- Shades approximately 92 percent of fans (increase from 17 percent in old stadium).
- The shade canopy is approximately 626,000 square feet [14.37 acres] and is comprised of 17,000 tons of steel.
- Covering the remainder of the canopy area [94,000 square feet] immediately adjacent to the ocular over the field is a translucent material called ETFE. This material provides supplemental light in the bowl while reducing solar heat.
- Four spires rise an additional 200 feet above the roof surface achieving a total height of 357 feet from the ground. Several steel cables secured at the top of each spire will be extended to the roof to provide additional structural support. Cable diameters range between 3.5" to 5.5" in diameter.

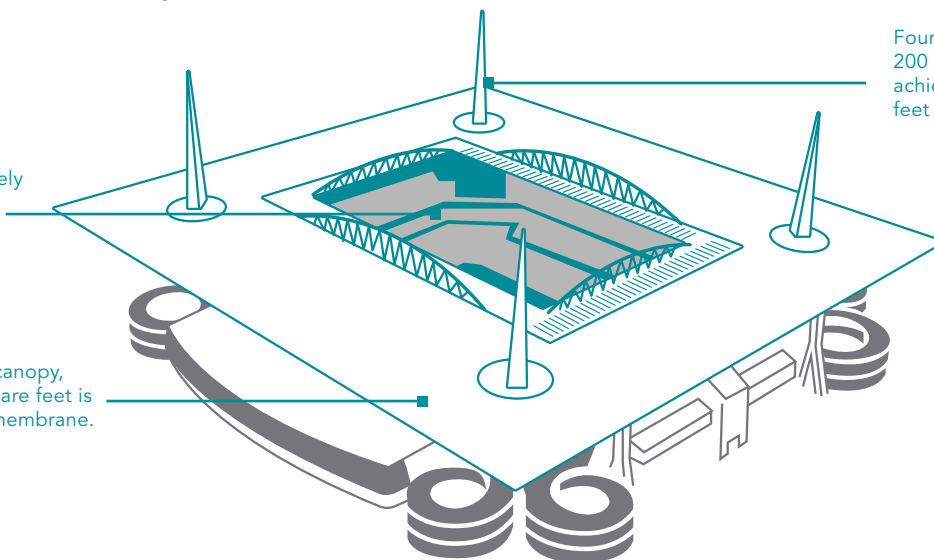
FIELD FACTS

- First team in the NFL to use Paspalum Platinum (shorter versions are Platinum TE or TE). The TE species works well in warm climates with growth not hindered in shade.
- Texture: Courser, thicker grass
- Feel: TE is thicker and lusher so there is a difference in feel and cushion in footing
- Sustainability: More shade tolerance
- Growth: TE grows aggressively and requires less nitrogen in the fertilizer than Bermuda.
- Color Variation: TE is a lighter green shade.

Shades approximately 92 percent of fans (increase from 17 percent currently).

The main area of canopy, some 530,000 square feet is a single ply TPO membrane.

Four Spires rise an additional 200 feet above the roof surface achieving a total height of 357 feet from the ground





HARD ROCK STADIUM MODERNIZATION

ALL NEW BANKUNITED CLUB LEVEL

The 2017 renovation brought additional luxury to the midsection of the stadium, renovating the BankUnited Club Level.

- Hard Rock Stadium's 147 suites were completely renovated during the 2016-2017 offseason. These suites offer luxury and comfort in the ultimate setting to watch any event.
- Suites vary in size from 10 seats up to 50 seats offering air conditioning and NFL Sunday Ticket, multi-feed sound systems, refrigerators, ice-makers and private telephone services.
- Suite attendants provide personal service in each suite during the games. Centerplate caters the suites with a wide-variety of food and beverages from which to choose.

New in 2017, Hard Rock Stadium features Theatre Boxes on the BankUnited Club Level. These 4-6 person individual boxes are located in a shared suite environment with inclusive food and beverage. Hard Rock Stadium also debuted four new corner clubs, – including the new UHealth, University of Miami Health System Cornerstone Club – giving suite members access to the corner's interior space and bar.



PHASE III

Unveiled in 2017 are remodeled, modernized suites throughout the stadium offering a more intimate club space on the BankUnited Club Level with improved amenities and food, as well as the addition of theatre boxes and four new corner clubs.

Phase III of the renovation brought new party terraces on the 300 level of Hard Rock Stadium. These party terraces have a bar that services guests on the concourse, as well as a double-sided bar with awesome views of the field. Each corner includes two semi-private spaces that each can hold up to 100 people – creating a new experience for a total of 800 guests per event. The Dolphins additionally have made a commitment to donate a party terrace of 100 military tickets each game to local troops serving our country.

Throughout Phase III of the renovation, the exterior of the facility saw enhancements in the redesign of the parking lots and landscaping.

A NEW LUXURY PARTNERSHIP


Hard Rock Stadium has attracted world-renowned iconic brands to the space, including a great partnership with Aston Martin Residences Miami. Luxury real estate company G&G Business Developments and the Miami Dolphins announced a long-term partnership to rename The NINE hosted by Aston Martin Residences at 300 Biscayne Boulevard Way.

During the Phase III renovations, The NINE also received new teak flooring, enhancing the most luxurious atmosphere in sports to create the feel of watching a game from the back of a yacht.





HARD ROCK STADIUM



MIAMI OPEN ENTERS NEW ERA AS IT RELOCATES TO HARD ROCK STADIUM

Miami, FL – IMG, an Endeavor company, announced that the Miami Open presented by Itau will be relocating to Hard Rock Stadium in 2019. The partnership between IMG and Hard Rock Stadium will bring an unparalleled fan experience, improved player amenities, ample parking, as well as an extended fan base to the Miami Open, a cornerstone of IMG's events portfolio. Construction on the new tennis facilities will begin in 2018.

The Miami Open's last event at Crandon Park in Key Biscayne, where it has enjoyed a successful 32-year run, will take place in March 2018. While the event had numerous offers to relocate to other cities, IMG committed to finding a solution that would keep the event in South Florida for the benefit of the community, working closely with Miami Dolphins Owner Stephen Ross and Miami-Dade County Mayor Carlos Gimenez to develop this reimagined event.

"The Miami Open belongs in Miami," said WME and IMG Co-President Mark Shapiro. "We're grateful to have amazing partners in Stephen, the Miami Dolphins organization, Mayor Gimenez and above all the people of Miami who have been supporting the Miami Open for decades. While we're looking forward to creating the new Miami Open experience at Hard Rock Stadium, our priority is to make the last edition of the Key Biscayne event the best it's ever been."

"We are extremely excited that the Miami Open, a global entertainment event, will remain in our community," Miami Dolphins Owner Stephen Ross said. "We are committed to bringing a best-in-class experience alongside IMG to all of the players, fans and partners that will take part in this global affair. The opportunity to showcase the best tennis in the world in Hard Rock Stadium, a venue that brings together the best of culture, art and entertainment, will be an amazing experience for everyone involved."

"The Miami Open has been a part of Miami's culture for as long as I can remember and it's a tournament that is very special to me and my family," added 23-time Grand Slam Champion Serena Williams. "I've enjoyed some of my best career moments in Miami thanks to the amazing tournament team and the supportive Miami fans. I am thrilled the Miami Open is staying in Miami, where it belongs."

Already one of the world's largest and most prestigious combined tennis events, the move to Hard Rock Stadium will allow the Miami Open the freedom and flexibility to grow and innovate the event with improved infrastructure, upgraded amenities, expanded space and parking. The new Miami Open will have 30 show and practice courts; a tennis oasis with the largest video screen of any tennis event; a sponsorship village with expanded and upgraded entertainment spaces; permanent retail facilities; improved Wi-Fi, media facilities, locker rooms and fitness space for players and tennis staff. The tournament's sponsors will enjoy state-of-the-art hospitality options, improved activation areas, additional opportunities for brand exposure and access to new markets north of Miami-Dade County.

The centerpiece of the move will be a new Center Court, which will showcase a 14,000-seat stadium within Hard Rock Stadium. Ross has invested more than \$500 million into Hard Rock Stadium over the years, which boasts a state-of-the-art shade canopy, four giant high-definition video boards, new seats closer to the action, concourses, restrooms and retail outlets throughout the entire facility, and new premium spaces that raise the caliber for luxury within a sports facility. The move also will allow IMG to take the fan experience to unprecedented heights by incorporating the company's network across music, fashion, culinary and art.



MIAMI DOLPHINS IN THE COMMUNITY



WR Kenny Stills meets with members of the Fort Lauderdale High School football team

KENNY STILL'S NAMED MIAMI DOLPHINS NOMINEE FOR WALTER PAYTON NFL MAN OF THE YEAR

Miami, FL – The Miami Dolphins announced Kenny Stills as the team's nominee for the WALTER PAYTON NFL MAN OF THE YEAR AWARD. Representing the best of the NFL's commitment to philanthropy and community impact, Stills was selected as the Dolphins' Man of the Year and is now eligible to win the national award. Considered one of the League's most prestigious honors, the Walter Payton NFL Man of the Year Award recognizes an NFL player for outstanding community service activities off the field as well as excellence on the field.

Three of the nominees will be selected as finalists for the national award, renamed in 1999 after the late Hall of Fame Chicago Bears running back WALTER PAYTON. Finalists will be announced in January 2018. The winner will be announced in Minneapolis at NFL Honors, a two-hour primetime awards special to air nationally on Feb. 3, the night before Super Bowl LII, from 8-10 PM (ET and PT) on NBC.

Stills has become a pioneer among NFL players in addressing societal issues. In 2016, he worked with the Miami Dolphins and Ross Initiative in Sports for Equality (RISE) to host a town hall meeting that brought influential local leaders together with law enforcement to discuss actionable steps that could be taken to address issues of racial inequality and unite the community. Items that came from this meeting included a police ride along program and CommUNITY tailgates, which bring local student-athletes, coaches, parents, community leaders, law enforcement and military personnel together at every Dolphins home game. Stills has used his platform this season to help inspire other NFL players to host similar programs in their local communities to enhance the relationship between citizens and law enforcement. This resulted in five teams joining the effort and hosting their own ride alongs in their cities – encouraging dialogue and displaying the teamwork that unites communities and their NFL teams directly to youth in the area. In addition, multiple teams have expressed similar plans to host law enforcement related events in their respective communities.

Additionally, since joining the Dolphins prior to the 2016 season, the wide out has attended far and away more community events put on by the team than any other player on the roster. Dolphins Head Coach Adam Gase recently said, "On any Tuesday, if you try to get a hold of him, you're going to have to wait until five or six o'clock because he's doing community stuff all day. I've been impressed with how he's made himself available, how much he tries to do." His efforts extend beyond this season, as he earned the team's 2016 Nat Moore Community Service Award, given each year to a Miami Dolphins player recognized for his involvement in the South Florida community.

On the field, Stills is coming off a career year where he was tied for sixth in the NFL with nine receiving touchdowns in 2016. Also a leader on the field and in the locker room, his teammates voted him as one of the team's captains for the 2017 season. Through six games, he leads the team and is tied for seventh in the NFL with four receiving touchdowns.

Stills has made it his mission to use his platform as a professional football player to give back not only to his community, but inspires other colleagues throughout the league to work to make a change as well in their markets. He embodies both the on- and off-field elements that Walter Payton exemplified.

The Dolphins have had three players win the award (Dwight Stephenson, Dan Marino and Jason Taylor). Miami is one of only seven teams to have had three or more winners of the award.

Starting in Week 14, the Walter Payton NFL Man of the Year trophy silhouette will appear in uniform elements to further recognize past award winners and current nominees. Stills will wear a Man of the Year helmet decal through the end of the season, in recognition of his accomplishments on and off the field.

Five hundred thousand dollars will be donated in the name of the 2017 winner. \$250,000 will be donated to the winner's charity of choice and \$250,000 will be donated in his name to expand Character Playbook across the country. The two other finalists will each receive a \$100,000 donation to their charity of choice and a \$100,000 donation in their names to expand Character Playbook. All other 29 nominees will receive a \$50,000 donation to their charity of choice and an additional \$50,000 donation in their name to expand Character Playbook. All donations are courtesy of the NFL Foundation and United Way Worldwide.

The NFL announced last month a [Super Bowl Ticket Giveaway](#), a new initiative this season to surprise fans across the country with an invitation to attend Super Bowl LII in Minnesota. As a Man of the Year nominee, Stills received two Super Bowl LII tickets to give away to community heroes.

To learn more about Stills' nomination, visit NFL.com/manoftheyear.



MIAMI DOLPHINS IN THE COMMUNITY



WR Kenny Stills poses with children at the Miami Dolphins Holiday Toy Event presented by Petland

MIAMI DOLPHINS HOSTED 125 KIDS FOR HOLIDAY TOY EVENT PRESENTED BY PETLAND

Davie, FL – Miami Dolphins players Matt Haack, Tony Lippett, Drew Morgan, Cody Parkey, Kenny Stills, Vincent Taylor and Sam Young, cheerleaders Alexandra, Holly, Katie, Kelly, Tamara and Vera, mascot T.D. and the Miami Dolphins Women’s Organization hosted 125 school students for their annual holiday toy event. The event was presented by Petland. The kids from Charles D. Wyche Elementary, H.L. Watkins Middle School, Lauderhill Paul Turner Elementary School, Orchid Villa Elementary School and Riverland Elementary School received holiday toys and participated in activities including creating a stuffed animal, a sugar cookie decorating station, jumping in inflatable bounce houses and slides, smiling for a photo booth with Santa, playing cornhole and tossing the football.

“I’m having a great time here. My favorite thing has been the cookies and I got to make a stuffed dolphin with the players,” Jorge from Charles D. Whyche Elementary said. “I hope all of the other kids are having as good a time as me.”

The holiday toys were purchased by the players and coaching staff, a decades-long tradition of the Miami Dolphins. More than 1,000 kids from the Dolphins partner schools in Miami-Dade, Broward and Palm Beach counties have participated in the event over the years.

“Being able to come out here and toss the football with these kids is just a blessing,” Dolphins DT Vincent Taylor said. “It’s always good to be able to do stuff like this because some people are not fortunate enough to have a good Christmas, so it’s a blessing to be able to give back and share what I have with these kids.”



P Matt Haack (left) and WR Drew Morgan (right) at the Miami Dolphins Holiday Toy Event presented by Petland



DT Vincent Taylor, kids and Santa at the Miami Dolphins Holiday Toy Event presented by Petland



DOLPHINS RADIO

CEFALO, GRIESE, ROSE AND BOKAMPER RETURN ON MIAMI DOLPHINS RADIO NETWORK IN 2017

On May 19, 2016, the Miami Dolphins announced a multi-year radio broadcast rights partnership with Miami's Sportsradio 560 WQAM, with the station becoming the official English flagship radio partner of the franchise. In addition, all Dolphins games are simulcast on KISS 99.9 FM "South Florida's NEW Country" and feature expanded pre-, halftime and postgame shows. The games also can be heard on Dolphins.com and throughout South and Central Florida on a variety of stations that make up the Miami Dolphins Radio Network.

The Dolphins previously had their games broadcast on Miami's Sportsradio 560 WQAM during the 1997-2004 and 2007-09 seasons.



Bob Griese, Joe Rose and Jimmy Cefalo



As part of the agreement, Sportsradio 560 WQAM has the English radio broadcast rights for all preseason, regular season and playoff games. Dolphins fans who tune into Miami's Sportsradio 560 WQAM have the opportunity to listen to live broadcasts of Head Coach Adam Gase's day-after-game press conferences and "Dolphins Friday," a day of Dolphins-centric content on the station featuring interviews with players, coaches and team executives. Additionally, CBS Radio Miami promotes Miami Dolphins Foundation and community initiatives across multiple platforms.



The preseason English radio broadcast team on Sportsradio 560 WQAM consists of three Dolphins alumni in the booth. Former wide receiver Jimmy Cefalo handles the play-by-play duties with former tight end Joe Rose and, for select games, former Hall of Fame defensive end Jason Taylor providing the game analysis. During the regular season, Cefalo and Rose are joined by former Hall of Fame quarterback Bob Griese serving as an analyst with former Dolphins Pro Bowl linebacker/defensive end Kim Bokamper reporting from the sidelines.



Univision Deportes Radio 1140 AM is the Dolphins official Spanish radio broadcast partner for all preseason, regular season and playoff games. Raul Striker Jr. handles play-by-play duties with Eduardo Martell as a color analyst. WQBA 1140 AM additionally airs a pregame show and postgame show.

The following is a list of radio stations on The Miami Dolphins Radio Network in 2017 (as of printing):

2017 MIAMI DOLPHINS RADIO NETWORKS

LOCATION	NETWORK	LOCATION	NETWORK
Fort Lauderdale	WQAM 560 AM	Miami	KISS 99.9 FM
Fort Lauderdale	KISS 99.9 FM	Miami	WQBA 1140 AM
Fort Lauderdale (Spanish)	WQBA 1140 AM	Orlando	ESPN 580 AM
Fort Myers	WRXK 96.1 FM	Port St. Lucie	WPSL AM 1590
Key West	WKWF 1600 AM	West Palm Beach	ESPN 106.3 FM
Miami	WQAM 560 AM	West Palm Beach	ESPN Deportes 760 AM (Spanish)
Miami	WQAM 560 AM	West Palm Beach	ESPN Deportes 760 AM (Spanish)



HALL OF FAME DEFENSIVE END/LINEBACKER JASON TAYLOR

Defensive end Jason Taylor was elected to the Pro Football Hall of Fame on Feb. 4, 2017 and inducted into the Hall of Fame on Aug. 5, 2017.

JASON TAYLOR BY THE NUMBERS

- 2** One of two Dolphins defenders to be elected to the Hall of Fame, joining Nick Buoniconti.
- 3** First-team All-Pro selections (2000, 2002, 2006). He also earned a second-team All-Pro selection in 2001.
- 5** One of five Dolphins to be elected to the Hall of Fame in his first year of eligibility, joining Don Shula, Dan Marino, Jim Langer and Paul Warfield.
- 6** Pro Bowl selections in his career (2000, 2002, 2004-07).
- 6** Number of double-digit sack seasons in his 15-year NFL career.
- 9** Touchdowns scored in his career - all with Miami. Six were scored via fumble return and the other three were on interception returns. It's the highest number of touchdowns in NFL history by a player who was primarily a defensive lineman or linebacker.
- 10** One of 10 defensive linemen to ever be elected to the Hall of Fame in his first year of eligibility, joining Joe Greene, Deacon Jones, Bob Lilly, Gino Marchetti, Merlin Olsen, Warren Sapp, Bruce Smith, Randy White and Reggie White.
- 11.5** The most number of career sacks he had on an individual quarterback, New England's Tom Brady.
- 26** Number of multi-sack games in his 15-year NFL career.
- 29** Number of opponent fumble recoveries in his career, tying the NFL record with Jim Marshall.
- 30** Total number of teams he recorded at least 0.5 sack against in his career. The only two teams he didn't record a sack against were Kansas City and the New York Giants.
- 70** Total number of different quarterbacks that he sacked in his 15-year NFL career.
- 99** Total passes defended, the most by an NFL defensive lineman since the stat became official in 1994.
- 139.5** Total number of sacks in his 15-year NFL career, which is a Dolphins team record and ranks No. 7 in NFL history.
- 2006** The year he won the NFL's Defensive Player of the Year award when he recorded 13.5 sacks, nine forced fumbles, two fumble recoveries and two interceptions.
- 2007** The year he won the NFL's Walter Payton Man of the Year Award, the only league honor that recognizes both on-field and off-field contributions.





DEPTH CHART

OFFENSE								
POS	NO	NAME (GP/GS)	NO	NAME (GP/GS)	NO	NAME (GP/GS)	NO	NAME (GP/GS)
WR	10	Kenny Stills (15/15)	88	Leonte Carroo (14/0)				
LT	67	Laremy Tunsil (15/15)	<u>72</u>	Eric Smith (0/0)				
LG	62	Ted Larsen (7/7)						
C	51	Mike Pouncey (15/15)	64	Jake Brendel (15/0)				
RG	77	Jesse Davis (15/9)	<u>68</u>	Isaac Asiata (0/0)				
RT	79	Sam Young (9/5)	71	Zach Sterup (5/0)				
TE	80	Anthony Fasano (15/6)	48	MarQueis Gray (15/0)	85	A.J. Derby (10/1)	83	Thomas Duarte (0/0)
QB	6	Jay Cutler (13/13)	8	*Matt Moore (4/2)	9	David Fales (1/0)		
RB	26	*D. Williams (11/4) - OR -	32	Kenyan Drake (15/5)	34	Senorise Perry (15/0)	<u>38</u>	De'Veon Smith (4/0)
WR	14	Jarvis Landry (15/15)						
WR	11	DeVante Parker (12/11)	19	Jakeem Grant (15/0)				
















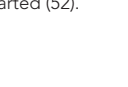



DEFENSE						
POS	NO	NAME (GP/GS)	NO	NAME (GP/GS)	NO	NAME (GP/GS)
DE	50	Andre Branch (13/13)	<u>90</u>	Charles Harris (15/2)	78	Terrence Fede (15/0)
DT	93	Ndamukong Suh (15/15)	<u>56</u>	Davon Godchaux (14/5)		
DT	97	Jordan Phillips (12/10)	<u>96</u>	Vincent Taylor (13/0)		
DE	91	Cameron Wake (15/15)	<u>75</u>	Cameron Malveaux (3/0)		
LB	47	Kiko Alonso (15/15)	46	Neville Hewitt (5/0)		
LB	<u>59</u>	Chase Allen (15/3)	45	Mike Hull (15/3)		
LB	94	Lawrence Timmons (13/13)	44	Stephone Anthony (7/0)		
CB	<u>30</u>	*Cordrea Tankersley (10/10)	28	Bobby McCain (15/7)	35	Walt Aikens (15/0)
CB	25	Xavien Howard (15/15)	42	Alterraun Verner (15/2)	<u>33</u>	Torry McTyer (6/0)
S	20	Reshad Jones (15/15)	31	*Michael Thomas (13/2)		
S	22	T.J. McDonald (7/7)	21	Jordan Lucas (10/0)		

SPECIAL TEAMS								
POS	NO	NAME (GP/GS)	NO	NAME (GP/GS)	NO	NAME (GP/GS)	NO	NAME (GP/GS)
K	1	Cody Parkey (15/0)						
P	<u>16</u>	Matt Haack (15/0)						
KO	1	Cody Parkey (15/0)	<u>16</u>	Matt Haack (15/0)				
H	<u>16</u>	Matt Haack (15/0)						
LS	92	John Denney (15/0)						
KOR	19	Jakeem Grant (15/0)	32	Kenyan Drake (15/5)	26	*Damien Williams (11/4)	34	Senorise Perry (15/0)
PR	19	Jakeem Grant (15/0)	32	Kenyan Drake (15/5)				

Underlined players are rookies
** Did not play last week due to injury*



PROJECTED CONTRIBUTORS: OFFENSE

QB 6		JAY CUTLER 6-3 231 VANDERBILT <ul style="list-style-type: none"> • LAST GAME: at Kansas City (12/24): 19-of-38 (50.0 pct.) for 286 yds. and 1 TD. • Has posted four games with 100+ rating this year. • Is among top 10 active quarterbacks in career passing yards (10th), passing touchdowns (9th), attempts (9th) and completions (10th). 	MATT MOORE 6-3 219 QB 8 <ul style="list-style-type: none"> • Threw for 282 yards in the second half of Week 11, the fourth-most in a second half in Dolphins history. • Second in NFL with 118.8 passer rating in the red zone in 2016 (min. 6 attempts). 	
RB 26		DAMIEN WILLIAMS 5-11 224 OKLAHOMA <ul style="list-style-type: none"> • LAST GAME: at Kansas City (12/24): Inactive due to injury. • Made first career start in Week 9 and scored on 10 yd. receiving TD. • Set career highs in rushing (78) and longest rush (69 yds.) in Week 11. • Has more receiving yards (733) than rushing yards (477) in his career. 	SENRORISE PERRY 6-0 210 RB 34 <ul style="list-style-type: none"> • Recorded a safety in week 13 after falling on Denver's Isaiah McKenzie in the end zone on punt coverage. • Partially blocked a punt in Week 2 at L.A. Chargers. • Has 19 career special teams tackles. 	
RB 32		KENYAN DRAKE 6-1 211 ALABAMA <ul style="list-style-type: none"> • LAST GAME: at Kansas City (12/24): 13 att. for 57 yds. (4.4 avg.). • Is fourth in the NFL with 504 yards from scrimmage since Week 13. • Is fourth in the NFL with 369 rushing yards in the past four weeks. • Tied for second in the NFL with three carries of 40+ yards this season. 	LEONTE CARROO 6-1 215 WR 88 <ul style="list-style-type: none"> • Set career highs in Week 8 with six receptions for 48 yards (8.0 avg.). • Caught first career touchdown on a 15-yard reception vs. San Francisco on 11/27/16. • Selected in the third round of the 2016 NFL draft. 	
WR 14		JARVIS LANDRY 5-11 208 LSU <ul style="list-style-type: none"> • LAST GAME: at Kansas City (12/24): 5 rec. for 51 yds. (10.2 avg.). • Has 391 career receptions, most in NFL history in first four years of a career. • Leads the NFL with 103 receptions this season. • Needs eight receptions to break his own Dolphins single-season record. 	JAKEEM GRANT 5-7 169 WR 19 <ul style="list-style-type: none"> • Fourth in NFL with 17.7 yards per catch avg. this yr. (min: 10 rec.). • Has totaled seven receptions for 162 yards (23.1 avg.) and two TDs in the past three games. • Shifted from slot to outside receiver in 2017. 	
WR 10		KENNY STILL 6-1 196 OKLAHOMA <ul style="list-style-type: none"> • LAST GAME: at Kansas City (12/24): 4 rec. for 54 yds. (13.5 avg.). • Had 154 receiving yards in the 2nd half of Week 11, third-most in a second half in team history. • Second in the NFL with a 16.2 receiving avg. since 2013. 	A.J. DERBY 6-5 255 TE 85 <ul style="list-style-type: none"> • Made Dolphins debut last week at Kansas City and had one reception for 11 yards. • Caught 19 passes for 224 yds. (11.8 avg.) and 2 TDs for Denver this year. • Claimed off waivers from Denver on Nov. 29, 2017. 	
WR 11		DeVANTE PARKER 6-3 212 LOUISVILLE <ul style="list-style-type: none"> • LAST GAME: at Kansas City (12/24): 5 rec. for 63 yds. (12.6 avg.). • Set a season high with 89 receiving yards in Week 15 at Buffalo. • Has the sixth-most career receiving yards (1,844) among players entering NFL in 2015 or later. 	LAREMY TUNSIL 6-5 318 MISSISSIPPI <ul style="list-style-type: none"> • LAST GAME: at Kansas City (12/24): Started at left tackle. • Became first player in team history to start at least one game at both guard and tackle in his rookie season in 2016. • Allowed just 1.5 sacks in 14 games as a rookie in 2016. 	
TE 80		ANTHONY FASANO 6-4 258 NOTRE DAME <ul style="list-style-type: none"> • LAST GAME: at Kansas City (12/24): Played but did not record stats. • Among all-time Dolphins tight ends leaders, he is second in TDs (24), third in receptions (188) and third in receiving yds. (2,210). • Played in 53 consecutive games dating back to 2014. 	MarQUEIS GRAY 6-4 263 TE 48 <ul style="list-style-type: none"> • Recorded his first pass attempt in Week 5 and first rushing attempt since 2013 in Week 9. • Has four rushing attempts this season and has converted a first down on three of them (75.0 pct.). 	
LT 67		LAREMY TUNSIL 6-5 318 MISSISSIPPI <ul style="list-style-type: none"> • LAST GAME: at Kansas City (12/24): Started at left tackle. • Became first player in team history to start at least one game at both guard and tackle in his rookie season in 2016. • Allowed just 1.5 sacks in 14 games as a rookie in 2016. 	ZACH STERUP 6-9 318 T 71 <ul style="list-style-type: none"> • Made his NFL debut this season at New England (11/26). • A first-year player who has spent time on three different practice squads (Cle., NYJ, KC). • Signed off Cleveland's practice squad on Nov. 7, 2017. 	
LG 62		TED LARSEN 6-3 320 NC STATE <ul style="list-style-type: none"> • LAST GAME: at Kansas City (12/24): Started at left guard. • Made his Dolphins debut in Week 10 after returning from injured reserve. • An 8-year NFL veteran who has played in 109 career games with 72 starts. • Signed as an unrestricted free agent on March 10, 2017. 	JAKE BRENDEL 6-4 299 C 64 <ul style="list-style-type: none"> • Has played in all 15 games this season. • Second-year player who appeared in one game in 2016. • Went undrafted in 2016 from UCLA, where he became the school's all-time leader in games started (52). 	
C 51		MIKE POUNCEY 6-5 298 FLORIDA <ul style="list-style-type: none"> • LAST GAME: at Kansas City (12/24): Started at center. • Appears likely to complete his first full 16-game season since 2012, his second year in the NFL. • Three-time Pro Bowl selection (2013-15) 		
RG 77		JESSE DAVIS 6-6 321 IDAHO <ul style="list-style-type: none"> • LAST GAME: at Kansas City (12/24): Started at right guard. • Started games at right guard (5), left guard (2) and right tackle (2) this year. • Is one of only five players in Dolphins history to start at three positions on the offensive line in a season and the only first-year player to do so. 		
RT 79		SAM YOUNG 6-8 306 NOTRE DAME <ul style="list-style-type: none"> • LAST GAME: at Kansas City (12/24): Started at right tackle. • Spent the past two seasons (2016-17) as Miami's "swing tackle." • Started five straight games at right tackle. • Played in 75 career games with 19 starts. 		



PROJECTED CONTRIBUTORS: DEFENSE

DE 91



CAMERON WAKE | 6-3 | 263 | PENN STATE

- **LAST GAME:** at Kansas City (12/24): 3 tackles (2 solo).
- Second among all undrafted players in career sacks (90.5).
- Since Week 6 of 2016, he is tied for fifth in the NFL in sacks (19.5).
- Five-time Pro Bowl selection (2010, 2012-14, 2016).

DT 93



NDAMUKONG SUH | 6-4 | 305 | NEBRASKA

- **LAST GAME:** at Kansas City (12/24): 1 QBH.
- Leads all interior linemen with 55.0 stuffs since entering the NFL in 2010.
- Second among all interior linemen with 51.5 sacks since 2010.
- Five-time Pro Bowl selection (2010, 2012-14, 2016).

DT 97



JORDAN PHILLIPS | 6-6 | 335 | OKLAHOMA

- **LAST GAME:** at Kansas City (12/24): 2 solo tackles, 1 QBH, 1 PD.
- Has two sacks, four QBH, four TFL and two PD in his past five games.
- Recorded sacks in Weeks 13 and 14, the first two-game sack streak of his career.

DE 50



ANDRE BRANCH | 6-5 | 263 | CLEMSON

- **LAST GAME:** at Kansas City (12/24): 1 assisted tackle.
- Has 59 tackles (34 solo), 8.5 sacks, 17 QBHs, 1 FF and 11 TFLs since being inserted as a starter in Week 6 last year.
- Third on the team with 4.0 sacks this year.

LB 47



KIKO ALONSO | 6-3 | 239 | OREGON

- **LAST GAME:** at Kansas City (12/24): 11 tackles (8 solo).
- Has forced two fumbles this season, both of which the Dolphins recovered.
- Eighth in the AFC with 101 total tackles (69 solo) this season.
- Moved from middle linebacker to outside linebacker in 2017.

LB 59



CHASE ALLEN | 6-3 | 250 | SOUTHERN ILLINOIS

- **LAST GAME:** at Kansas City (12/24): 1 solo tackle.
- First Dolphins rookie free agent to start season opener since 1970 (LB Doug Swift) and one of three to start season openers in NFL this year.
- Was a three-year starter at Southern Illinois (2013-16).

LB 94



LAWRENCE TIMMONS | 6-1 | 242 | FLORIDA STATE

- **LAST GAME:** at Kansas City (12/24): 2 tackles (1 solo).
- One of just three active players with at least 30 career sacks and 10 INTs.
- Recorded the 1,000th tackle of his career in Week 10 at Carolina.
- One Pro Bowl selection (2014).

CB 30



CORDREA TANKERSLEY | 6-1 | 196 | CLEMSON

- **LAST GAME:** at Kansas City (12/24): Inactive due to injury.
- His 7 PD are the fourth-most by a rookie in team history.
- Deflected QB Matt Ryan's pass that resulted in game-ending interception by S Reshad Jones in Week 6 win at Atlanta.

CB 25



XAVIEN HOWARD | 6-1 | 198 | BAYLOR

- **LAST GAME:** at Kansas City (12/24): 2 solo tackles.
- Is only cornerback in team history with back-to-back multiple INT games.
- His 5 PD in Week 13 were tied for the most by an NFL player this season.
- In Week 14, became first player to intercept Tom Brady twice in a game since 11/16/14.

S 20



RESHAD JONES | 6-1 | 223 | GEORGIA

- **LAST GAME:** at Kansas City (12/24): 15 tackles (12 solo), 2 TFL, 1 PD.
- Leads all NFL safeties with 114 tackles (89 solo) this season.
- Named to his second Pro Bowl last week.
- Two Pro Bowl selections (2015, 2017).

S 22



T.J. McDONALD | 6-2 | 223 | USC

- **LAST GAME:** at Kansas City (12/24): 3 solo tackles.
- Has led the team in tackles in two of the seven games he has played.
- Recorded his first Dolphins interception in Week 14 in the first quarter.
- Tallied the 20th pass defended of his career in Week 15 at Buffalo.

TERRENCE FEDE | 6-4 | 267

DE 78



- Recorded the second blocked punt of his career in Week 13 vs. Denver.
- Had 1 QBH in Week 13 vs. Denver.
- Recorded two tackles (one solo) in Week 15 at Buffalo.
- Has played in all 15 games this season.

CHARLES HARRIS | 6-3 | 250

DT 90



- Recorded the second sack of his career last week at Kansas City.
- Has drawn four holding penalties this year.
- First-round draft pick (22nd overall) out of Missouri.

DAVON GODCHAUX | 6-3 | 305

DE 56



- His 38 tackles (24 solo) are third-most this season among NFL rookie defensive linemen.
- Forced the first fumble of his career in Week 5 vs. Tennessee.
- Fifth-round pick (178th overall) in 2017.

MIKE HULL | 6-0 | 232

LB 45



- Started the first three games of the season.
- Totaled 19 tackles (12 solo) in his three starts, which led the team in that span.
- Tied for 2nd on team with 9 special teams tackles this year.

STEPHONE ANTHONY | 6-3 | 245

LB 44



- Saw his first defensive action for the Dolphins in Week 11 vs. Tampa Bay.
- Had 3 tackles (2 solo) in Week 15 at Buffalo.
- Acquired from New Orleans for a 2018 fifth-round pick on Sept. 19, 2017.

ALTERRAUN VERNER | 5-10 | 187

CB 42



- Made his first start for the Dolphins in Week 13.
- Played in 125 career games with 72 starts for Tennessee (2010-13), Tampa Bay (2014-16) and Miami (2017).
- Selected to the Pro Bowl following the 2013 season.

BOBBY McCAIN | 5-11 | 192

CB 28



- Has two INTs this year, one off Tom Brady (Week 12) and the other off Josh McCown (Week 7) to set up game-winning field goal.
- Primarily a nickel/slot cornerback.
- Played in all 47 games of his NFL career with 19 starts.

MICHAEL THOMAS | 5-11 | 195

S 31



- Leads the NFL with 54 special teams tackles since 2014.
- Leads team with 11 special teams stops this season.
- Missed first game since 2014 last week due to injury.



2017 MIAMI DOLPHINS TRANSACTIONS (as of December 26, 2017)

DATE	POS.	PLAYER/COACH	TRANSACTION	DATE	POS.	PLAYER/COACH	TRANSACTION
January 10	LB	Lamin Barrow	Signed to futures contract	May 5	DE	Cameron Malveaux	Signed as Undrafted College Free Agent
January 10	CB	Daniel Davie	Signed to futures contract	May 5	DE	Praise Martin-Oguike	Signed as Undrafted College Free Agent
January 10	G/T	Jesse Davis	Signed to futures contract	May 5	CB	Torry McTyler	Signed as Undrafted College Free Agent
January 10	QB	Brandon Doughty	Signed to futures contract	May 5	WR	Drew Morgan	Signed as Undrafted College Free Agent
January 10	RB	Storm Johnson	Signed to futures contract	May 5	WR	Francis Owusu	Signed as Undrafted College Free Agent
January 10	LB	Deon Lacey	Signed to futures contract	May 5	DE	Joby Saint Fleur	Signed as Undrafted College Free Agent
January 10	DE	Arthur Miley	Signed to futures contract	May 5	RB	De'Veon Smith	Signed as Undrafted College Free Agent
January 10	TE	Chris Pantale	Signed to futures contract	May 5	T	Eric Smith	Signed as Undrafted College Free Agent
January 10	RB	Senorise Perry	Signed to futures contract	May 5	S	Maurice Smith	Signed as Undrafted College Free Agent
January 10	T	Terry Poole	Signed to futures contract	May 5	WR	Damore'ea Stringfellow	Signed as Undrafted College Free Agent
January 10	DE	Julius Warmlesley	Signed to futures contract	May 5	LB	Raekwon McMillan	Signed (D2, '17)
January 10	LB	Brandon Watts	Signed to futures contract	May 5	CB	Cordrea Tankersley	Signed (D3, '17)
January 12	DT	Lawrence Okoye	Signed to futures contract	May 5	G	Isaac Asiata	Signed (D5a, '17)
January 12		Matt Burke	Named Defensive Coordinator	May 5	DT	Vincent Taylor	Signed (D6, '17)
January 19		Darren Rizzi	Promoted to Associate Head Coach/Sp. Teams Coord.	May 5	WR	Isaiah Ford	Signed (D7, '17)
January 19		Chris Kuper	Promoted to Assistant Offensive Line Coach	May 11	RB	Damien Williams	Signed Restricted Free Agent Tender
January 19		Frank Bush	Named Assistant Head Coach/Linebackers Coach	May 16	DT	Davon Godchaux	Signed (D5b, '17)
February 10		Josh Grizzard	Named Offensive Quality Control	May 24	DE	Charles Harris	Signed (D1, '17)
February 10		Andre Carter	Named Assistant Defensive Line Coach	June 8	WR	Mitch Mathews	Signed as FA
February 10		Chris Foerster	Promoted to Run Game Coord./Offensive Line Coach	July 21	RB	De'Veon Smith	Placed on Active/Physically Unable to Perform List
February 16	DE	Mario Williams	Released	July 21	T	Eric Smith	Placed on Active/Physically Unable to Perform List
February 16	DT	Earl Mitchell	Released	July 25	CB	Alterraun Verner	Signed as FA
February 16	CB	Ifo Ekpre-Olomu	Waived	July 25	LB	Koa Misi	Placed on Reserve/Injured List
February 18	DE	Cameron Wake	Signed Contract Extension	July 27	WR	Rashawn Scott	Placed on Active/Physically Unable to Perform List
February 21	LS	Winston Chapman	Signed as FA	July 27	S	Reshad Jones	Placed on Active/Non-Football Injury List
March 8	CB	Lafayette Pitts	Placed Exclusive Rights Tender	July 27	T	Avery Young	Placed on Active/Non-Football Injury List
March 8	C/G	Anthony Steen	Placed Exclusive Rights Tender	July 27	RB	De'Veon Smith	Activated from Active/Physically Unable to Perform List
March 8	LB	Mike Hull	Placed Exclusive Rights Tender	July 27	T	Eric Smith	Activated from Active/Physically Unable to Perform List
March 8	TE	Thomas Duarte	Placed Exclusive Rights Tender	July 30	WR	Jordan Westerkamp	Signed as FA
March 8	WR	Kenny Stills	Re-Signed	July 30	LB	Lamin Barrow	Waived/Injured
March 9	LB	Kiko Alonso	Placed First Round Restricted Free Agent Tender	Aug. 2	S	Reshad Jones	Activated from Active/Non-Football Injury List
March 9	RB	Damien Williams	Placed Original Round Restricted Free Agents Tender	Aug. 4	T	Kwayde Miller	Signed as FA
March 9	S	Michael Thomas	Placed Original Round Restricted Free Agents Tender	Aug. 4	T	Avery Young	Activated from Active/Non-Football Injury List
March 9	DE	Nick Williams	Restructured Contract	Aug. 5	T	Terry Poole	Waived
March 9	TE	Julius Thomas	Acquired by Miami in Trade (Jax.)	Aug. 5	G	Isame Faciane	Signed as FA
March 9	T	Branden Albert	Traded (Jax.)	Aug. 7	QB	Jay Cutler	Signed as FA
March 9	TE	Anthony Fasano	Signed as UFA (Ten.)	Aug. 7	DE	Arthur Miley	Waived
March 9	S	Reshad Jones	Signed Contract Extension	Aug. 12	LB	Junior Sylvestre	Signed as FA
March 10	DE	Andre Branch	Re-Signed	Aug. 12	QB	Ryan Tannehill	Placed on Reserve/Injured List
March 10	LS	John Denney	Re-Signed	Aug. 15	WR	Trey Griffey	Signed as FA
March 10	S	Isa Abdul-Quddus	Waived/Failed Physical	Aug. 15	T	Sean Hickey	Signed as FA
March 10	LB	Lawrence Timmons	Signed as UFA (Pit.)	Aug. 15	WR	Rashad Lawrence	Signed as FA
March 10	S	Nate Allen	Signed as UFA (Oak.)	Aug. 15	T	Kwayde Miller	Waived
March 10	DE	William Hayes	Acquired by Miami in Trade (LAR)	Aug. 15	WR	Francis Owusu	Waived/Injured
March 10	C/G	Ted Larsen	Signed as UFA (Chi.)	Aug. 15	WR	Jordan Westerkamp	Waived/Injury Settlement
March 16	G/T	Jermon Bushrod	Re-Signed	Aug. 18	WR	Isaiah Ford	Waived/Injured
March 21	LB	Kiko Alonso	Signed Contract Extension	Aug. 18	WR	Francis Owusu	Waived/Injury Settlement
March 22	T	Avery Young	Signed as FA	Aug. 19	LB	Rey Maualuga	Signed as FA
March 22	CB	Daniel Davie	Waived/Non-Football Injury	Aug. 26	C/G	Kraig Urbik	Released/Injury Settlement
March 31	S	T.J. McDonald	Signed as UFA (LAR)	Sept. 2	S	T.J. McDonald	Signed contract extension
March 31	DE	Dion Jordan	Waived/Failed Physical	Sept. 2	CB	Tony Lippett	Placed on Reserve/Injured List
April 5	QB	David Fales	Signed as FA	Sept. 2	LB	Raekwon McMillan	Placed on Reserve/Injured List
April 13	TE	Thomas Duarte	Signed Exclusive Rights Tender	Sept. 2	S	T.J. McDonald	Placed on Reserve/Suspended List
April 13	CB	Lafayette Pitts	Signed Exclusive Rights Tender	Sept. 2	WR	Rashawn Scott	Placed on Reserve/Physically Unable to Perform List
April 17	LB	Mike Hull	Signed Exclusive Rights Tender	Sept. 2	DE	Nick Williams	Released
April 17	C/G	Anthony Steen	Signed Exclusive Rights Tender	Sept. 2	T	Sam Young	Released
April 17	S	Michael Thomas	Signed Restricted Free Agent Tender	Sept. 2	LB	Neville Hewitt	Waived/Injured
April 27	DE	Charles Harris	Selected in NFL draft - D1, '17	Sept. 2	LB	Brandon Watts	Waived/Injured
April 28	LB	Raekwon McMillan	Selected in NFL draft - D2, '17	Sept. 2	LS	Winston Chapman	Waived
April 28	CB	Cordrea Tankersley	Selected in NFL draft - D3, '17	Sept. 2	P	Matt Darr	Waived
April 29	G	Isaac Asiata	Selected in NFL draft - D5a, '17	Sept. 2	QB	Brandon Doughty	Waived
April 29	DT	Davon Godchaux	Selected in NFL draft - D5b, '17	Sept. 2	TE	Thomas Duarte	Waived
April 29	DT	Vincent Taylor	Selected in NFL draft - D6, '17	Sept. 2	G	Isame Faciane	Waived
April 29	WR	Isaiah Ford	Selected in NFL draft - D7, '17	Sept. 2	QB	David Fales	Waived
May 1	T	Ja'Wuan James	Team Exercises Fifth-Year Option	Sept. 2	WR	Trey Griffey	Waived
May 5	LB	Chase Allen	Signed as Undrafted College Free Agent	Sept. 2	S	A.J. Hendy	Waived
May 5	P	Matt Haack	Signed as Undrafted College Free Agent	Sept. 2	T	Sean Hickey	Waived
May 5	CB	Larry Hope	Signed as Undrafted College Free Agent	Sept. 2	CB	Larry Hope	Waived
May 5	WR	Malcolm Lewis	Signed as Undrafted College Free Agent	Sept. 2	RB	Storm Johnson	Waived



2017 MIAMI DOLPHINS TRANSACTIONS (as of December 26, 2017)

DATE	POS.	PLAYER/COACH	TRANSACTION	DATE	POS.	PLAYER/COACH	TRANSACTION
Sept. 2	LB	Deon Lacey	Waived	Dec. 4	DE	Jonathan Woodard	Signed to practice squad
Sept. 2	WR	Rashad Lawrence	Waived	Dec. 20	CB	David Rivers III	Released from practice squad
Sept. 2	WR	Malcolm Lewis	Waived	Dec. 20	CB	Taveze Calhoun	Signed to practice squad
Sept. 2	CB	Jordan Lucas	Waived	Dec. 20	TE	Julius Thomas	Placed on Reserve/Injured List
Sept. 2	DE	Cameron Malveaux	Waived	Dec. 20	G/T	Jermon Bushrod	Placed on Reserve/Injured List
Sept. 2	DE	Praise Martin-Oguike	Waived	Dec. 20	TE	Thomas Duarte	Signed to active roster from practice squad
Sept. 2	WR	Mitch Mathews	Waived	Dec. 20	T	Eric Smith	Activated off Reserve/Injured List
Sept. 2	WR	Drew Morgan	Waived	Dec. 21	CB	Tracy Howard	Signed to practice squad
Sept. 2	DT	Lawrence Okoye	Waived				
Sept. 2	TE	Chris Pantale	Waived				
Sept. 2	CB	Lafayette Pitts	Waived				
Sept. 2	DE	Joby Saint Fleur	Waived				
Sept. 2	RB	De'Veon Smith	Waived				
Sept. 2	WR	Damone'ea Stringellow	Waived				
Sept. 2	LB	Junior Sylvestre	Waived				
Sept. 2	DE	Julius Warmesley	Waived				
Sept. 2	T	Avery Young	Waived				
Sept. 3	K	Cody Parkey	Acquired from waivers (Cle.)				
Sept. 3	LB	Justin March-Lillard	Acquired from waivers (K.C.)				
Sept. 3	K	Andrew Franks	Waived				
Sept. 3	LB	Trevor Reilly	Waived				
Sept. 3	QB	Brandon Doughty	Signed to practice squad				
Sept. 3	TE	Thomas Duarte	Signed to practice squad				
Sept. 3	T	Sean Hickey	Signed to practice squad				
Sept. 3	WR	Malcolm Lewis	Signed to practice squad				
Sept. 3	CB	Jordan Lucas	Signed to practice squad				
Sept. 3	DE	Cameron Malveaux	Signed to practice squad				
Sept. 3	WR	Drew Morgan	Signed to practice squad				
Sept. 3	RB	De'Veon Smith	Signed to practice squad				
Sept. 4	C/G	Ted Larsen	Placed on Reserve/Injured List				
Sept. 4	T	Sam Young	Signed as FA				
Sept. 4	DT	Gabe Wright	Signed to practice squad				
Sept. 4	LB	Trevor Reilly	Signed to practice squad				
Sept. 19	LB	Lawrence Timmons	Placed on Reserve/Suspended by Club List				
Sept. 19	LB	Stephone Anthony	Acquired by Miami in Trade (NO)				
Sept. 26	LB	Lawrence Timmons	Reinstated				
Sept. 26	LB	Justin March-Lillard	Waived				
Oct. 3	T	Eric Smith	Placed on Reserve/Injured List				
Oct. 3	CB/S	Jordan Lucas	Signed to active roster from practice squad				
Oct. 3	WR	Kolby Listenbee	Signed to practice squad				
Oct. 9		Chris Foerster	Resigned				
Oct. 9	LB	Neville Hewitt	Signed to practice squad				
Oct. 9	LB	Trevor Reilly	Released from practice squad				
Oct. 11		Dave DeGuglielmo	Named Senior Offensive Assistant				
Oct. 24	CB	Byron Maxwell	Released				
Oct. 24	QB	David Fales	Signed as FA				
Oct. 31	RB	Jay Ajayi	Traded to Philadelphia				
Oct. 31	WR	Rashawn Scott	Activated off Reserve/Physically Unable to Perform List				
Oct. 31	S	Nate Allen	Placed on Reserve/Injured List				
Oct. 31	C/G	Anthony Steen	Placed on Reserve/Injured List				
Nov. 4	C/G	Ted Larsen	Activated off Reserve/Injured List				
Nov. 8	T	Zach Sterup	Signed off Cleveland's practice squad				
Nov. 11	S	T.J. McDonald	Activated from Reserve/Suspended by Commissioner List				
Nov. 11	T	Ja'Wuan James	Placed on Reserve/Injured List				
Nov. 18	RB	De'Veon Smith	Signed to active roster from practice squad				
Nov. 18	LB	Rey Mauluga	Waived				
Nov. 20	RB	De'Veon Smith	Waived				
Nov. 22	LB	Neville Hewitt	Signed to active roster from practice squad				
Nov. 22	RB	De'Veon Smith	Signed to practice squad				
Nov. 28	DE	William Hayes	Placed on Reserve/Injured List				
Nov. 29	RB	De'Veon Smith	Signed to active roster from practice squad				
Nov. 29	RB	Brandon Radcliff	Signed to practice squad				
Nov. 29	TE	A.J. Derby	Acquired from waivers (Den.)				
Nov. 29	WR	Rashawn Scott	Waived				
Nov. 30	WR	Rashawn Scott	Signed to practice squad				
Dec. 2	DE	Cameron Malveaux	Signed to active roster from practice squad				
Dec. 2	S	Maurice Smith	Placed on Reserve/Non-Football Illness List				
Dec. 3	WR	Kolby Listenbee	Released from practice squad				
Dec. 4	CB	David Rivers III	Signed to practice squad				



2017 MIAMI DOLPHINS - HOW THEY WERE ACQUIRED (as of December 26, 2017)

	DRAFT (20)	TRADES (3)	WAIVERS (2)	FREE AGENTS (28)
2005				LS John Denney
2009				DE Cameron Wake
2010	S Reshad Jones (5b)			
2011	C Mike Pouncey (1)			QB Matt Moore (Car.)
2012				
2013				S Michael Thomas
2014	WR Jarvis Landry (2) CB/S Walt Aikens (4) DE Terrence Fede (7)			RB Damien Williams
2015	WR DeVante Parker (1) DT Jordan Phillips (2) CB Bobby McCain (5a)	WR Kenny Stills (N.O.)		LB Neville Hewitt LB Mike Hull DT Ndamukong Suh (Det.)
2016	T Laremy Tunsil (1) CB Xavien Howard (2) RB Kenyan Drake (3a) WR Leonte Carroo (3b) WR Jakeem Grant (6a) CB/S Jordan Lucas (6b) TE Thomas Duarte (7b)	LB Kiko Alonso (Phi.)		DE Andre Branch (Jax.) C Jake Brendel TE MarQueis Gray RB Senorise Perry T Sam Young
2017	DE Charles Harris (1) CB Cordrea Tankersley (3) G Isaac Asiata (5a) DT Davon Godchaux (5b) DT Vincent Taylor (6)	LB Stephone Anthony (NO)	TE A.J. Derby (Den.) K Cody Parkey (Cle.)	LB Chase Allen QB Jay Cutler G/T Jesse Davis QB David Fales TE Anthony Fasano (Ten.) P Matt Haack C/G Ted Larsen (Chi.) DE Cameron Malveaux S T.J. McDonald (LAR) CB Torry McTyer RB De'Veon Smith T Eric Smith T Zach Sterup LB Lawrence Timmons (Pit.) CB Alterraun Verner



2017 GAME RECAPS

WEEK 2

SEPT. 17, 2017 | CARSON, CALIF.
STUBHUB CENTER
ATTENDANCE: 25,381 | TV: CBS

SCORING SUMMARY

MIAMI 19

L.A. CHARGERS 17

	1	2	3	4	F
Miami	3	0	10	6	19
L.A. Chargers	0	10	7	0	17

In their long-awaited season debut, the Dolphins pulled off a remarkable fourth-quarter victory.

Cody Parkey's fourth field goal of the game, a 54-yarder with 1:05 remaining, gave the Dolphins a 19-17 victory against the Los Angeles Chargers at StubHub Center. Parkey, claimed off waivers from Cleveland on Sept. 3, improved to 6-for-6 in his career on field goals of 50 yards or longer.

The Dolphins clinched the victory on defense when Younghoe Koo missed a 44-yard field goal attempt with five seconds left.

Parkey's winning kick capped a 15-yard scoring drive after the Dolphins defense made a stop and Jakeem Grant had a 14-yard punt return. Jay Ajayi, who picked up where he left off last season by rushing for over 100 yards, started the drive with a 10-yard run.

Parkey earlier kicked field goals of 30, 28 and 35 yards, and Jay Cutler threw a 29-yard touchdown pass to Kenny Stills in his first game in a Dolphins uniform.

Antonio Gates for the Chargers on a 17-yard touchdown pass, which helped him set an NFL record for tight ends with his 112th career touchdown. Melvin Gordon scored on a 1-yard run and Younghoe Koo kicked a field goal in the first half.

Both offenses picked up considerably in the second half, starting with the Dolphins taking the opening drive 75 yards for the Stills touchdown that tied the score 10-10.

The drive began with an 11-yard pass to Landry and ended when Cutler rolled right and threw on the move to Stills, who beat linebacker Jatavis Brown in the end zone.

SCORING DRIVES

TEAM	QTR	TIME	PLAY (EXTRA POINT) (DRIVE INFO)	MIA	LAC
Dolphins	1	7:07	C.Parkey 30 yd. Field Goal (13-70, 6:18)	3	0
Chargers	2	13:41	Y.Koo 41 yd. Field Goal (6-23, 2:36)	3	3
Chargers	2	5:01	M.Gordon 1 yd. run (Y.Koo kick) (7-70, 3:57)	3	10
Dolphins	3	12:07	K.Stills 29 yd. pass from J.Cutler (C.Parkey kick) (7-75, 2:53)	10	10
Chargers	3	8:18	A.Gates 7 yd. pass from P.Rivers (Y.Koo kick) (8-77, 3:49)	10	17
Dolphins	3	2:43	C.Parkey 28 yd. Field Goal (12-67, 5:35)	13	17
Dolphins	4	6:28	C.Parkey 35 yd. Field Goal (14-64, 7:05)	16	17
Dolphins	4	1:05	C.Parkey 54 yd. Field Goal (5-15, 1:57)	19	17

GAME STATISTICS

RUSHING (Att-Yds-TD):

Miami: J. Ajayi 28-122, J. Cutler 2-(-1), K. Drake 1-(-3), J. Landry 1-(-7).
L.A. Chargers: B. Oliver 3-31, M. Gordon 9-13-1, D. Watt 1-0, P. Rivers 1-0.

PASSING (A-C-Y-TD-I):

Miami: J. Cutler 33-24-230-1-0, J. Landry 1-0-0-0-0.
L.A. Chargers: P. Rivers 39-31-331-1-0.

RECEIVING (Rec-Yds-TD):

Miami: J. Landry 13-78, D. Parker 4-85, J. Thomas 3-26, K. Stills 2-37-1, J. Ajayi 2-4.
L.A. Chargers: K. Allen 9-100, H. Henry 7-80, M. Gordon 7-65, Ty. Williams 4-54, A. Gates 2-11-1, T. Benjamin 1-11, S. McGrath 1-10.

SACKS (Sk-Yds):

Miami: W. Hayes 1-8.
L.A. Chargers: M. Ingram 1-5, C. McCain 1-0.

INTERCEPTIONS (Int-Yds):

Miami: None
L.A. Chargers: None

FORCED FUMBLES:

Miami: None.
L.A. Chargers: None.

FUMBLE RECOVERIES (No-Yds):

Miami: None.
L.A. Chargers: None.

TEAM STATS	MIA	LAC
First Downs	21	24
Rushing	6	3
Passing	13	19
Penalty	2	2
3rd-Down Efficiency	5 for 13	2 for 8
4th-Down Efficiency	0 for 1	0 for 0
Total Net Yards	336	367
Total Net Plays	68	54
Average Gain	4.9	6.8
Net Yards Rushing	111	44
Rushes	32	14
Yards per Rush	3.5	3.1
Net Yards Passing	225	323
Completed - Attempted	24-34	31-39
Yards per Pass Play	6.3	8.1
Sacked - Yards Lost	2-5	1-8
Had Intercepted	0	0
Punts - Average	3-130-43.3	4-170-42.5
Return Yardage	92	89
Punts - Return Yards	3-21	1-23
Kickoffs - Return Yards	3-71	4-66
Interceptions - Return Yards	0-0	0-0
Penalties - Yards	5-23	6-56
Fumbles - Lost	0-0	0-0
Red-Zone Efficiency	0 for 3	2 for 3
Goal-to-Go Efficiency	0 for 2	2 for 2
Time of Possession	33:22	26:38



2017 GAME RECAPS

WEEK 3

SEPT. 24, 2017 | EAST RUTHERFORD, N.J.
METLIFE STADIUM
ATTENDANCE: 77,562 | TV: CBS

SCORING SUMMARY

MIAMI 6	N.Y. JETS 20
----------------	---------------------

	1	2	3	4	F
Miami	0	0	0	6	6
N.Y. Jets	0	10	10	0	20

The Dolphins said all week they were expecting a tough battle from the New York Jets regardless of what happened in the first two weeks of the NFL regular season, but they weren't expecting such a difficult afternoon at MetLife Stadium.

Veteran quarterback Josh McCown threw a 69-yard pass to Robby Anderson late in the first half and the Jets defense stifled the Dolphins in a 20-6 victory Sunday afternoon.

The Dolphins, coming off a thrilling 2-point victory against the Los Angeles Chargers in their delayed season opener, were one play away from being shut out for the first time since Dec. 22, 2013. DeVante Parker scored on a 3-yard touchdown pass from Jay Cutler on the final play of the game before Cody Parkey missed the extra point, perhaps a fitting ending for this disappointing afternoon.

The Dolphins did not take a snap inside the Jets 45-yard line until the fourth quarter, which is also the only time they converted a third-down situation. The Dolphins were 0-for-3 in fourth-down conversions, including a pass by Matt Haack on a fake punt that resulted in an interception by safety Terrence Brooks.

Another fourth-down attempt came from the Jets 21-yard line early in the fourth quarter with the Dolphins trailing 20-0. The Dolphins reached the Jets 29-yard line later in the fourth quarter, but that drive ended with Brooks' second interception of the game.

Jay Ajayi, who rushed for 122 yards against the Chargers, was held to 16 yards on 11 carries.

The Dolphins defense started off strong, with Cameron Wake and Andre Branch each getting a sack in the first quarter, but the Jets started moving the ball effectively in the second quarter. The Dolphins also lost two defensive backs to injury when Byron Maxwell (eye) and Nate Allen (hamstring) left the game.

Maxwell returned and forced a turnover when he knocked the ball loose from running back Elijah McGuire and linebacker Mike Hull recovered the fumble.

SCORING DRIVES

TEAM	QTR	TIME	PLAY (EXTRA POINT) (DRIVE INFO)	MIA	NYJ
Jets	2	7:17	C.Catanzaro 40 yd. Field Goal (9-41, 5:42)	0	3
Jets	2	1:42	R.Anderson 69 yd. pass from J.McCown (C.Catanzaro kick) (3-71, 0:40)	0	10
Jets	3	9:48	B.Powell 1 yd. run (C.Catanzaro kick) (7-49, 4:06)	0	17
Jets	3	1:35	C.Catanzaro 22 yd. Field Goal (13-45, 6:58)	0	20
Dolphins	4	0:00	D.Parker 3 yd. pass from J.Cutler (kick failed, wl) (8-80, 2:15)	6	20

GAME STATISTICS

RUSHING (Att-Yds-TD):

Miami: J. Ajayi 11-16, J. Cutler 1-9, D. Williams 2-5, K. Drake 1-0.
N.Y. Jets: B. Powell 15-37-1, E. McGuire 7-34, M. Forte 8-25, J. McCown 4-7.

PASSING (A-C-Y-TD-I):

Miami: J. Cutler 44-26-220-1-1, M. Haack 1-0-0-0-0.
N.Y. Jets: J. McCown 23-18-249-1-0.

RECEIVING (Rec-Yds-TD):

Miami: D. Parker 8-76-1, J. Landry 6-48, K. Stills 4-51, J. Thomas 3-16, J. Ajayi 2-9, J. Grant 1-12, D. Williams 1-6, K. Drake 1-2.
N.Y. Jets: J. Kerley 5-42, A. Seferian-Jenkins 5-31, R. Anderson 3-95-1, J. Kearse 3-42, A. Stewart 1-24, L. Thomas 1-15.

SACKS (Sk-Yds):

Miami: C. Wake 1-11, A. Branch 1-5.
N.Y. Jets: B. Skrine 1-12, Ja. Adams 1-10, D. Bass 1-3.

INTERCEPTIONS (Int-Yds):

Miami: None
N.Y. Jets: T. Brooks 2-13.

FORCED FUMBLES:

Miami: B. Maxwell 1, N. Suh 1.
N.Y. Jets: None.

FUMBLE RECOVERIES (No-Yds):

Miami: M. Hull 1-0.
N.Y. Jets: None.

TEAM STATS	MIA	NYJ
First Downs	16	16
Rushing	0	4
Passing	12	9
Penalty	4	3
3rd-Down Efficiency	1 for 12	4 for 13
4th-Down Efficiency	0 for 3	0 for 0
Total Net Yards	225	336
Total Net Plays	63	59
Average Gain	3.6	5.7
Net Yards Rushing	30	103
Rushes	15	34
Yards per Rush	2.0	3.0
Net Yards Passing	195	233
Completed - Attempted	26-45	18-23
Yards per Pass Play	4.1	9.3
Sacked - Yards Lost	3-25	2-16
Had Intercepted	2	0
Punts - Average	7-333-47.6	5-243-48.6
Return Yardage	28	44
Punts - Return Yards	2-13	4-31
Kickoffs - Return Yards	1-15	0-0
Interceptions - Return Yards	0-0	2-13
Penalties - Yards	8-51	10-94
Fumbles - Lost	1-0	3-1
Red-Zone Efficiency	1 for 1	1 for 2
Goal-to-Go Efficiency	1 for 1	1 for 2
Time of Possession	23:52	36:08



2017 GAME RECAPS

WEEK 4

OCT. 1, 2017 | LONDON, ENGLAND
WEMBLEY STADIUM
ATTENDANCE: 84,423 | TV: FOX

SCORING SUMMARY

NEW ORLEANS 20

MIAMI 0

	1	2	3	4	F
New Orleans	0	3	7	10	20
Miami	0	0	0	0	0

A promising first drive had a disappointing ending for the Dolphins, and things didn't get better after that in London.

The Dolphins offense could get little going after an end zone interception on that first drive and the result was a 20-0 loss against the New Orleans Saints at Wembley Stadium.

Drew Brees threw touchdown passes to wide receiver Michael Thomas — not to be confused with Dolphins safety Michael Thomas — and running back Alvin Kamara, and Will Lutz kicked two field goals for the Saints.

The Dolphins drove 81 yards on the opening drive of the game and had a first-and-goal after a 22-yard completion from Jay Cutler to tight end Julius Thomas on third-and-7. But on first down from the Saints 4-yard line, cornerback Ken Crawley picked off Cutler when he attempted a fade pass to Thomas, who was lined up wide to the right.

The Dolphins had only one other promising drive, but that one ended with a questionable offensive pass interference call on Kenny Stills when Cutler had hit Jarvis Landry for a first down inside the New Orleans 40-yard line.

The Dolphins suffered their first shutout loss since December 2013 when they dropped a 19-0 decision against the Buffalo Bills.

The defense held New Orleans off the scoreboard until the final play of the first half when Lutz hit a 43-yard field goal. The Saints began the drive at midfield with 1:10 left after the Dolphins' previous was derailed by back-to-back penalties that created a first-and-26 from their 6-yard line.

Defensive end Cameron Wake had his second sack in two games in the fourth quarter, but Kamara scored on a 12-yard shovel pass on third-and-goal on the very next play.

New Orleans increased its lead to 10-0 when it took the second-half kickoff and marched 77 yards for a touchdown. The drive was kept alive when defensive tackle Davon Godchaux was flagged for a defensive holding on a third-and-1 where safety Reshad Jones dropped running back Mark Ingram in the backfield for a loss. There also was a fourth-and-inches conversion by Brees on a sneak when the spot barely was good enough for a first down.

The Saints made it 13-0 early in the fourth quarter when Lutz kicked a 45-yard field goal.

The Dolphins, meanwhile, did not take an offensive snap beyond their 40-yard line the second half until the final minutes.

SCORING DRIVES

TEAM	QTR	TIME	PLAY (EXTRA POINT) (DRIVE INFO)	NO	MIA
Saints	2	0:00	W.Lutz 43 yd. Field Goal (8-25, 1:10)	3	0
Saints	3	9:01	M.Thomas 3 yd. pass from D.Brees (W.Lutz kick) (11-77, 5:59)	10	0
Saints	4	12:32	W.Lutz 45 yd. Field Goal (12-34, 6:37)	13	0
Saints	4	3:57	A.Kamara 12 yd. pass from D.Brees (W.Lutz kick) (11-87, 5:41)	20	0

GAME STATISTICS

RUSHING (Att-Yds-TD):

New Orleans: M. Ingram 14-45, A. Kamara 5-25, T. Ginn 1-9, A. Peterson 4-4, D. Brees 4-3.

Miami: J. Ajayi 12-46, K. Drake 1-6, J. Cutler 1-5, D. Williams 1-1.

PASSING (A-C-Y-TD-I):

New Orleans: D. Brees 41-29-268-2-0.

Miami: J. Cutler 28-20-164-0-1.

RECEIVING (Rec-Yds-TD):

New Orleans: A. Kamara 10-71-1, M. Thomas 8-89-1, M. Ingram 4-17, T. Ginn 2-25, C. Fleener 2-21, B. Coleman 1-31, M. Hoomanawanui 1-13, T. Lewis 1-1.

Miami: D. Parker 6-89, J. Landry 6-40, K. Stills 3-13, J. Thomas 2-29, K. Drake 2-5, J. Ajayi 1-8.

SACKS (Sk-Yds):

New Orleans: R. Bush 1-12, C. Jordan 1-10, A. Klein 1-8, D. Onyemata 1-6.

Miami: C. Wake 1-7.

INTERCEPTIONS (Int-Yds):

New Orleans: K. Crawley 1-0.

Miami: None.

FORCED FUMBLES:

New Orleans: C. Jordan 1, M. Lattimore 1.

Miami: None.

FUMBLE RECOVERIES (No-Yds):

New Orleans: None.

Miami: None.

TEAM STATS	NO	MIA
First Downs	22	11
Rushing	4	3
Passing	16	7
Penalty	2	1
3rd-Down Efficiency	6 for 13	1 for 8
4th-Down Efficiency	1 for 2	0 for 1
Total Net Yards	347	186
Total Net Plays	70	47
Average Gain	5.0	4.0
Net Yards Rushing	86	58
Rushes	28	15
Yards per Rush	3.1	3.9
Net Yards Passing	261	128
Completed - Attempted	29-41	20-28
Yards per Pass Play	6.2	4.0
Sacked - Yards Lost	1-7	4-36
Had Intercepted	0	1
Punts - Average	3-141-47.0	6-263-43.8
Return Yardage	49	54
Punts - Return Yards	3-26	2-9
Kickoffs - Return Yards	1-23	2-45
Interceptions - Return Yards	1-0	0-0
Penalties - Yards	8-71	11-90
Fumbles - Lost	2-0	2-0
Red-Zone Efficiency	2 for 4	0 for 1
Goal-to-Go Efficiency	2 for 2	0 for 1
Time of Possession	34:28	25:32



2017 GAME RECAPS

WEEK 5

OCT. 8, 2017 | MIAMI GARDENS, FLA.
HARD ROCK STADIUM
ATTENDANCE: 65,135 | TV: CBS

SCORING SUMMARY

TENNESSEE 10

MIAMI 16

	1	2	3	4	F
Tennessee	0	3	7	0	10
Miami	10	0	0	6	16

Safety Reshad Jones recovered two fumbles, including one for a touchdown, and the defense recorded six sacks in a 16-10 victory against the Tennessee Titans at Hard Rock Stadium.

Jarvis Landry scored the go-ahead touchdown early in the fourth quarter when he caught a 6-yard pass from Jay Cutler on third-and-goal.

The six sacks, including two by Andre Branch, came against backup quarterback Matt Cassel, who started for Tennessee in place of the injured Marcus Mariota. Rookie first-round pick Charles Harris had his first NFL sack and it was a big one — it came on third down in the final four minutes of the fourth quarter.

The Dolphins then all but clinched the victory when Jay Ajayi gained a first down with an 8-yard run on third-and-7.

Jones and Cameron Wake shared a QB sack that almost produced a safety in the third quarter, and Ndamukong Suh had the other.

Jones' touchdown was the fourth of his career, but the first on a fumble return. The other three were on interception returns, including one against Tennessee in 2015.

It was the team's first fumble return for a touchdown since 2014 when Cortland Finnegan scored in London against the Oakland Raiders.

The Dolphins took the lead in the first quarter on Parkey's 41-yard field goal, which came after Jones recovered a DeMarco Murray fumble forced by rookie defensive tackle Davon Godchaux.

Jones' touchdown made it 10-0 before Tennessee cut the Dolphins with a field goal after the Titans recovered a Jay Ajayi fumble.

Tennessee tied the game in the third quarter with a 69-yard touchdown drive capped by an 11-yard pass from Cassel to tight end Phillip Supernaw. The play came after Supernaw had been flagged for two false starts to move the ball from the Miami 1-yard line to the 11.

Linebacker Rey Mauluga made his Dolphins debut after missing the first three games because of a hamstring injury.

SCORING DRIVES

TEAM	QTR	TIME	PLAY (EXTRA POINT) (DRIVE INFO)	TEN	MIA
Dolphins	1	0:53	C.Parkey 41 yd. Field Goal (7-19, 3:09)	0	3
Dolphins	1	0:06	R.Jones 38 yd. fumble return (C.Parkey kick)	0	10
Titans	2	9:37	R.Succop 45 yd. Field Goal (4--3, 2:15)	3	10
Titans	3	7:17	P.Superaw 11 yd. pass from M.Cassel (R.Succop kick) (9-69, 4:42)	10	10
Dolphins	4	10:33	J.Landry 6 yd. pass from J.Cutler (kick failed, wr) (10-58, 4:56)	10	16

GAME STATISTICS

RUSHING (Att-Yds-TD):

Tennessee: D. Murray 14-58, D. Henry 4-9, T. Taylor 1-5, R. Matthews 1-(-3).
Miami: J. Ajayi 25-77, D. Williams 3-15, J. Cutler 2-8, K. Drake 1-0.

PASSING (A-C-Y-TD-I):

Tennessee: M. Cassel 32-21-141-1-0.
Miami: J. Cutler 26-12-92-1-1, M. Gray 1-0-0-0-0.

RECEIVING (Rec-Yds-TD):

Tennessee: J. Smith 5-21, E. Decker 4-34, D. Murray 4-11, R. Matthews 3-34, D. Walker 3-25, P. Supernaw 2-16-1.
Miami: J. Landry 5-44-1, J. Ajayi 2-2, J. Thomas 1-15, D. Williams 1-13, K. Stills 1-13, D. Parker 1-6, J. Grant 1-(-1).

SACKS (Sk-Yds):

Tennessee: J. Casey 1-14.
Miami: A. Branch 2-5, C. Harris 1-8, K. Alonso 1-0, N. Suh 1-0, R. Jones 0.5-4.5, C. Wake 0.5-4.5.

INTERCEPTIONS (Int-Yds):

Tennessee: T. Smith 1-14.
Miami: None

FORCED FUMBLES:

Tennessee: A. Jackson 1.
Miami: K. Alonso 1, D. Godchaux 1.

FUMBLE RECOVERIES (No-Yds):

Tennessee: K. Byard 1-6.
Miami: R. Jones 2-38-1.

TEAM STATS

	TEN	MIA
First Downs	14	12
Rushing	3	5
Passing	9	7
Penalty	2	0
3rd-Down Efficiency	2 for 13	5 for 15
4th-Down Efficiency	0 for 0	0 for 0
Total Net Yards	188	178
Total Net Plays	58	59
Average Gain	3.2	3.0
Net Yards Rushing	69	100
Rushes	20	31
Yards per Rush	3.5	3.2
Net Yards Passing	119	78
Completed - Attempted	21-32	12-27
Yards per Pass Play	3.1	2.8
Sacked - Yards Lost	6-22	1-14
Had Intercepted	0	1
Punts - Average	10-549-54.9	9-459-51.0
Return Yardage	67	91
Punts - Return Yards	2-14	7-47
Kickoffs - Return Yards	2-39	2-44
Interceptions - Return Yards	1-14	0-0
Penalties - Yards	11-77	5-23
Fumbles - Lost	2-2	1-1
Red-Zone Efficiency	1 for 1	1 for 1
Goal-to-Go Efficiency	1 for 1	1 for 1
Time of Possession	30:15	29:45



2017 GAME RECAPS

WEEK 6

OCT. 15, 2017 | ATLANTA, GA.
MERCEDES-BENZ STADIUM
ATTENDANCE: 70,593 | TV: CBS

SCORING SUMMARY

MIAMI 20

ATLANTA 17

	1	2	3	4	F
Miami	0	0	14	6	20
Atlanta	10	7	0	0	17

The Dolphins pulled off a remarkable comeback in their first-ever visit to Atlanta's Mercedes-Benz Stadium.

The Dolphins scored 20 unanswered points in the second half to stun the defending NFC champion Atlanta Falcons, 20-17. This marked the first time the Dolphins erased a 17-point second-half deficit on the road since the famous "Fake Spike" game against the New York Jets in 1994.

Kicker Cody Parkey's second field goal of the game, a 38-yarder with 2:45 remaining in the fourth quarter broke a 17-17 tie. Safety Reshad Jones then clinched the victory when he intercepted Matt Ryan at the Dolphins 7-yard line with 38 seconds left after the Falcons had moved into field goal range.

Rookie third-round pick Cordrea Tankersley broke up Ryan's pass intended for tight end Austin Hooper and Jones was there to grab the floating ball.

Parkey earlier had tied the game with a 49-yard field goal in the fourth quarter after Jay Cutler threw touchdown passes to wide receivers Kenny Stills and Jarvis Landry.

Running back Jay Ajayi was a key factor in the victory as well, as he rushed for 130 yards — his second 100-yard performance of the season.

The defense shut out the potent Atlanta offense in the second half, thanks to the pass rush and Jones' heroics.

The Dolphins began their comeback with the opening drive of the second half when they drove 75 yards on 15 plays. The 8:43 drive was the Dolphins' longest in terms of time since 2013 when they had a 9:10 drive against the New York Jets. The key play in the drive was a 3-yard completion from Cutler to running back Damien Williams.

The drive also featured an 18-yard completion from Cutler to Stills on third-and-2 and ended with the two hooking up for an 11-yard touchdown on third-and-7.

SCORING DRIVES

TEAM	QTR	TIME	PLAY (EXTRA POINT) (DRIVE INFO)	MIA	ATL
Falcons	1	9:41	M.Bryant 50 yd. Field Goal (11-43, 5:19)	0	3
Falcons	1	1:51	M.Hall 40 yd. pass from M.Ryan (M.Bryant kick) (9-90, 4:49)	0	10
Falcons	2	5:29	T.Coleman 6 yd. run (M.Bryant kick) (5-61, 2:23)	0	17
Dolphins	3	6:17	K.Stills 11 yd. pass from J.Cutler (C.Parkey kick) (15-75, 8:43)	7	17
Dolphins	3	1:32	J.Landry 7 yd. pass from J.Cutler (C.Parkey kick) (5-51, 2:30)	14	17
Dolphins	4	8:34	C.Parkey 49 yd. Field Goal (8-21, 3:08)	17	17
Dolphins	4	2:30	C.Parkey 38 yd. Field Goal (10-46, 4:30)	20	17

GAME STATISTICS

RUSHING (Att-Yds-TD):

Miami: J. Ajayi 26-130, D. Williams 4-9, J. Cutler 1-(-1).
Atlanta: D. Freeman 9-68, T. Coleman 9-32-1, M. Boshier 1-0.

PASSING (A-C-Y-TD-I):

Miami: J. Cutler 33-19-151-2-1.
Atlanta: M. Ryan 35-24-248-1-1.

RECEIVING (Rec-Yds-TD):

Miami: J. Landry 8-62-1, K. Stills 4-49-1, J. Thomas 3-22, D. Williams 3-14, J. Grant 1-4.
Atlanta: A. Hooper 7-48, Ju. Jones 6-72, T. Gabriel 4-39, J. Hardy 3-34, D. Freeman 2-11, M. Hall 1-40-1, T. Coleman 1-4.

SACKS (Sk-Yds):

Miami: N. Suh 1-5, C. Wake 1-4.
Atlanta: None.

INTERCEPTIONS (Int-Yds):

Miami: R. Jones 1-15.
Atlanta: D. Jones 1-1.

FORCED FUMBLES:

Miami: None.
Atlanta: None.

FUMBLE RECOVERIES (No-Yds):

Miami: None.
Atlanta: None.

TEAM STATS

	MIA	ATL
First Downs	20	19
Rushing	7	5
Passing	10	13
Penalty	3	1
3rd-Down Efficiency	5 for 12	6 for 11
4th-Down Efficiency	2 for 3	0 for 1
Total Net Yards	289	339
Total Net Plays	64	56
Average Gain	4.5	6.1
Net Yards Rushing	138	100
Rushes	31	19
Yards per Rush	4.5	5.3
Net Yards Passing	151	239
Completed - Attempted	19-33	24-35
Yards per Pass Play	4.6	6.5
Sacked - Yards Lost	0-0	2-9
Had Intercepted	1	1
Punts - Average	2-80-40.0	3-118-39.3
Return Yardage	58	35
Punts - Return Yards	1-8	0-0
Kickoffs - Return Yards	2-35	2-34
Interceptions - Return Yards	1-15	1-1
Penalties - Yards	4-42	6-73
Fumbles - Lost	0-0	1-0
Red-Zone Efficiency	2 for 3	1 for 1
Goal-to-Go Efficiency	0 for 0	1 for 1
Time of Possession	34:24	25:36



WEEK 7

OCT. 22, 2017 | MIAMI GARDENS, FLA.
HARD ROCK STADIUM
ATTENDANCE: 65,025 | TV: FOX

SCORING SUMMARY

N.Y. JETS 28

MIAMI 31

	1	2	3	4	F
N.Y. Jets	14	7	7	0	28
Miami	7	7	0	17	31

Matt Moore came off the bench to help the Dolphins produce another thrilling comeback victory.

After replacing injured starting quarterback Jay Cutler, Moore threw two touchdown passes to Kenny Stills to help erase a 28-14 fourth-quarter deficit and cornerback Bobby McCain had an interception to set up Cody Parkey's 39-game winning field goal with 22 seconds left as the Dolphins defeated the New York Jets 31-28 at Hard Rock Stadium.

The victory, which came a week after the Dolphins rallied from a 17-0 halftime deficit against the Atlanta Falcons, was their 12th consecutive in games decided by seven points or less. That's two shy of the NFL record, set by the Indianapolis Colts between 2008 and 2009.

On a first-and-10 from the Jets 15-yard line, McCain intercepted a pass near the sideline intended for wide receiver Jermaine Kearse.

Cutler threw two touchdown passes in the first half, connecting with Landry and Fasano, as the Dolphins score 14 points in the first half after combining for 13 in the first two quarters in their first five games.

Cutler and Moore became the first pair of Dolphins quarterbacks to throw touchdown passes in the same game since 2010 when Chad Henne and Tyler Thigpen did it in a 29-17 victory against the Tennessee Titans.

Quarterback Josh McCown threw for three touchdowns and ran for another for the Jets, who were trying to sweep the season series.

Along with Cutler, the Dolphins also lost left tackle Laremy Tunsil to a knee injury in the third quarter.

SCORING DRIVES

TEAM	QTR	TIME	PLAY (EXTRA POINT) (DRIVE INFO)	NYJ	MIA
Jets	1	12:55	J.Kearse 29 yd. pass from J.McCown (C.Catanzaro kick) (5-75, 2:05)	7	0
Dolphins	1	10:44	J.Landry 4 yd. pass from J.Cutler (C.Parkey kick) (5-75, 2:11)	7	7
Jets	1	1:27	R.Anderson 18 yd. pass from J.McCown (C.Catanzaro kick) (8-75, 4:54)	14	7
Dolphins	2	6:14	A.Fasano 4 yd. pass from J.Cutler (C.Parkey kick) (10-70, 5:11)	14	14
Jets	2	1:51	J.McCown 1 yd. run (C.Catanzaro kick) (2-1, 0:41)	21	14
Jets	3	1:41	A.Seferian-Jenkins 10 yd. pass from J.McCown (C.Catanzaro kick) (7-45, 4:05)	28	14
Dolphins	4	11:21	K.Stills 28 yd. pass from M.Moore (C.Parkey kick) (4-42, 1:27)	28	21
Dolphins	4	6:19	K.Stills 2 yd. pass from M.Moore (C.Parkey kick) (6-54, 3:25)	28	28
Dolphins	4	0:22	C.Parkey 39 yd. Field Goal (4-6, 0:17)	28	31

GAME STATISTICS

RUSHING (Att-Yds-TD):

N.Y. Jets: B. Powell 9-43, M. Forte 7-41, E. McGuire 3-7, J. McCown 3-1-1.
Miami: J. Ajayi 23-51, D. Williams 2-2.

PASSING (A-C-Y-TD-I):

N.Y. Jets: J. McCown 27-17-209-3-1.
Miami: M. Moore 21-13-188-2-1, J. Cutler 16-12-138-2-1.

RECEIVING (Rec-Yds-TD):

N.Y. Jets: M. Forte 5-41, R. Anderson 3-35-1, A. Seferian-Jenkins 3-21-1, B. Powell 2-40, J. Kerley 2-17, J. Kearse 1-29-1, E. Tomlinson 1-26.
Miami: J. Landry 7-93-1, K. Stills 6-85-2, J. Thomas 3-58, J. Ajayi 3-26, A. Fasano 3-25-1, D. Williams 2-18, L. Carroo 1-21.

SACKS (Sk-Yds):

N.Y. Jets: D. Davis 1-9, Ja. Adams 1-8, J. Martin 1-5.
Miami: C. Wake 2.5-24, N. Suh 0.5-5.

INTERCEPTIONS (Int-Yds):

N.Y. Jets: M. Maye 1-32, M. Wilkerson 1-3.
Miami: B. McCain 1-6.

FORCED FUMBLES:

N.Y. Jets: D. Lee 1.
Miami: None.

FUMBLE RECOVERIES (No-Yds):

N.Y. Jets: None.
Miami: T. Fede 1.

TEAM STATS

	NYJ	MIA
First Downs	16	25
Rushing	4	3
Passing	10	16
Penalty	2	6
3rd-Down Efficiency	4 for 11	5 for 13
4th-Down Efficiency	0 for 0	0 for 0
Total Net Yards	272	357
Total Net Plays	52	65
Average Gain	5.2	5.5
Net Yards Rushing	92	53
Rushes	22	25
Yards per Rush	4.2	2.1
Net Yards Passing	180	304
Completed - Attempted	17-27	25-37
Yards per Pass Play	6.0	7.6
Sacked - Yards Lost	3-29	3-22
Had Intercepted	1	2
Punts - Average	7-321-45.9	6-267-44.5
Return Yardage	89	95
Punts - Return Yards	4-24	4-33
Kickoffs - Return Yards	2-30	2-56
Interceptions - Return Yards	2-35	1-6
Penalties - Yards	12-124	9-76
Fumbles - Lost	2-1	1-0
Red-Zone Efficiency	3 for 3	3 for 3
Goal-to-Go Efficiency	1 for 1	3 for 3
Time of Possession	28:02	31:58



2017 GAME RECAPS

WEEK 8

OCT. 26, 2017 | BALTIMORE, MD.
M&T BANK STADIUM
ATTENDANCE: 70,408 | TV: CBS/NFLN/AMAZON

SCORING SUMMARY

MIAMI 0

BALTIMORE 40

	1	2	3	4	F
Miami	0	0	0	0	0
Baltimore	7	13	0	20	40

It was another disappointing visit to Baltimore for the Miami Dolphins. Quarterbacks Joe Flacco and Ryan Mallett each threw a touchdown pass to help the Ravens build a 20-0 halftime lead on their way to a 40-0 victory in a Thursday night game at M&T Bank Stadium.

Linebacker C.J. Mosley and cornerback Jimmy Smith both returned interceptions for touchdowns, Mosley going 63 yards in the third quarter and Smith going 50 in the fourth. Wide receiver Chris Moore had another fourth-quarter touchdown when he recovered a Baltimore fumble in the end zone.

Justin Tucker kicked two field goals, though rookie Dolphins defensive tackle Vincent Taylor blocked a 46-yard attempt in the second half. That, unfortunately, was a rare highlight for the Dolphins.

Running back Jay Ajayi had a season-long 21-yard run on his first carry, but found little room to run after that.

Matt Moore made his first start of the season at quarterback in place of injured starter Jay Cutler, but he couldn't duplicate his first start of 2016 when he had four touchdown passes against the New York Jets.

Moore was sacked three times, including a fourth-down play in the fourth quarter.

Along with Cutler, the Dolphins also played without starting defensive end Andre Branch and starting left guard Anthony Steen, who were nursing groin and foot injuries, respectively. Rookie first-round pick Charles Harris made his first NFL start in place of Branch.

The loss at Baltimore ended the Dolphins' three-game winning streak. The Dolphins had a six-game winning streak end in Baltimore last season.

SCORING DRIVES

TEAM	QTR	TIME	PLAY (EXTRA POINT) (DRIVE INFO)	MIA	BAL
Ravens	1	8:19	J.Maclin 34 yd. pass from J.Flacco (J.Tucker kick) (3-40, 0:50)	0	7
Ravens	2	13:16	J.Tucker 55 yd. Field Goal (7-35, 2:51)	0	10
Ravens	2	8:02	J.Tucker 48 yd. Field Goal (8-30, 3:48)	0	13
Ravens	2	1:56	B.Watson 2 yd. pass from R.Mallett (J.Tucker kick) (8-60, 3:04)	0	20
Ravens	4	14:15	C.Mosley 63 yd. interception return (pass failed)	0	26
Ravens	4	6:39	C.Moore fumble recovery in end zone (J.Tucker kick) (8-38, 4:44)	0	33
Ravens	4	4:28	J.Smith 50 yd. interception return (J.Tucker kick)	0	40

GAME STATISTICS

RUSHING (Att-Yds-TD):

Miami: J. Ajayi 13-23, K. Drake 6-22.
Baltimore: A. Collins 18-133, J. Allen 17-55, J. Flacco 1-9, R. Mallett 4-(-3).

PASSING (A-C-Y-TD-I):

Miami: M. Moore 44-25-176-0-2.
Baltimore: J. Flacco 15-10-101-1-0, R. Mallett 7-3-20-1-0.

RECEIVING (Rec-Yds-TD):

Miami: L. Carroo 6-48, K. Stills 5-65, J. Landry 5-33, J. Ajayi 4-18, A. Fasano 2-11, J. Thomas 2-2, D. Williams 2-(-1).
Baltimore: N. Boyle 4-29, J. Maclin 3-53-1, A. Collins 2-30, B. Watson 2-6-1, J. Allen 1-2, P. Ricard 1-1.

SACKS (Sk-Yds):

Miami: None.
Baltimore: A. Levine Sr. 1-8, T. Bowser 1-5, C. Mosley 0.5-6, Z. Smith 0.5-6.

INTERCEPTIONS (Int-Yds):

Miami: None.
Baltimore: C. Mosley 1-63-1, J. Smith 1-50-1.

FORCED FUMBLES:

Miami: None.
Baltimore: None.

FUMBLE RECOVERIES (No-Yds):

Miami: None.
Baltimore: None.

TEAM STATS

	MIA	BAL
First Downs	13	19
Rushing	3	9
Passing	9	7
Penalty	1	3
3rd-Down Efficiency	4 for 15	3 for 13
4th-Down Efficiency	0 for 2	0 for 0
Total Net Yards	196	295
Total Net Plays	66	62
Average Gain	3.0	4.8
Net Yards Rushing	45	174
Rushes	19	40
Yards per Rush	2.4	4.4
Net Yards Passing	151	121
Completed - Attempted	25-44	13-22
Yards per Pass Play	3.2	5.5
Sacked - Yards Lost	3-25	0-0
Had Intercepted	2	0
Punts - Average	8-328-41.0	5-225-45.0
Return Yardage	20	148
Punts - Return Yards	2-5	3-9
Kickoffs - Return Yards	1-15	1-26
Interceptions - Return Yards	0-0	2-113
Penalties - Yards	7-43	5-40
Fumbles - Lost	0-0	1-0
Red-Zone Efficiency	0 for 0	2 for 2
Goal-to-Go Efficiency	0 for 0	2 for 2
Time of Possession	28:46	31:14



2017 GAME RECAPS

WEEK 9

NOV. 5, 2017 | MIAMI GARDENS, FLA.
HARD ROCK STADIUM
ATTENDANCE: 65,139 | TV: NBC

SCORING SUMMARY

OAKLAND 27

MIAMI 24

	1	2	3	4	F
Oakland	3	10	7	7	27
Miami	0	9	7	8	24

The Oakland Raiders spoiled the Dolphins' return to Sunday Night Football. Quarterback Jay Cutler returned to action and threw three touchdown passes, but it wasn't enough as the Dolphins suffered a 27-24 loss at Hard Rock Stadium in their first Sunday night appearance since 2010.

Marshawn Lynch rushed for two touchdowns and Derek Carr threw a 44-yard TD pass to Johnny Holton for the Raiders, who came in having lost five of their past six games.

Running back Damien Williams, wide receiver Jarvis Landry and tight end Julius Thomas had the touchdowns for the Dolphins, who concluded the first half of the regular season with a 4-4 record. Cody Parkey kicked a 49-yard field goal.

Kenyan Drake had a 42-yard run for the Dolphins' longest offensive play of the game.

Ndamukong Suh produced the defensive highlight when he jumped to knock the ball out of quarterback Derek Carr's hand as he was preparing to pass. Raiders tackle Marshall Newhouse recovered the fumble, but he lost the ball again when he was hit by linebacker Kiko Alonso and defensive end Charles Harris recovered for the Dolphins takeaway. Safety Reshad Jones had an interception on the final play before the two-minute warning.

The Dolphins were hurt by penalties and miscues, including a lost fumble by Drake and 11 penalties.

Oakland seemingly put the game away when Lynch scored his second touchdown on a 3-yard run to make it a 27-16 score. The play immediately followed a defensive pass interference penalty on cornerback Xavier Howard and a completion accompanied by a personal foul penalty on Reshad Jones.

The Dolphins scored with 1:32 left to make it 27-24 after Drake ran it in for the two-point conversion, but the comeback attempt ended when Raiders wide receiver Amari Cooper recovered the ensuing onside kick.

SCORING DRIVES

TEAM	QTR	TIME	PLAY (EXTRA POINT) (DRIVE INFO)	OAK	MIA
Raiders	1	7:31	G.Tavecchio 36 yd. Field Goal (12-58, 7:29)	3	0
Dolphins	2	10:37	D.Williams 10 yd. pass from J.Cutler (kick failed, hlu) (10-82, 5:35)	3	6
Raiders	2	3:26	J.Holton 44 yd. pass from D.Carr (G.Tavecchio kick) (6-81, 4:02)	10	6
Dolphins	2	0:32	C.Parkey 49 yd. Field Goal (8-49, 2:54)	10	9
Raiders	2	0:00	G.Tavecchio 53 yd. Field Goal (5-42, 0:32)	13	9
Raiders	3	9:23	M.Lynch 22 yd. run (G.Tavecchio kick) (6-67, 3:24)	20	9
Dolphins	3	6:34	J.Landry 6 yd. pass from J.Cutler (C.Parkey kick) (7-75, 2:49)	20	16
Raiders	4	4:37	M.Lynch 3 yd. run (G.Tavecchio kick) (6-87, 2:44)	27	16
Dolphins	4	1:32	J.Thomas 15 yd. pass from J.Cutler (K.Drake run) (5-83, 0:22)	27	24

GAME STATISTICS

RUSHING (Att-Yds-TD):

Oakland: M. Lynch 14-57-2, D. Washington 4-16, J. Richard 5-14, D. Carr 4(-3).

Miami: K. Drake 9-69, D. Williams 7-14, M. Gray 1-3, J. Cutler 1-0.

PASSING (A-C-Y-TD-I):

Oakland: D. Carr 30-21-300-1-1.

Miami: J. Cutler 42-34-311-3-0.

RECEIVING (Rec-Yds-TD):

Oakland: J. Cook 8-126, A. Cooper 4-58, M. Crabtree 3-40, S. Roberts 2-28, M. Lynch 2-6, J. Holton 1-44-1, D. Washington 1(-2).

Miami: J. Thomas 6-84-1, D. Williams 6-47-1, K. Drake 6-35, J. Landry 6-32-1, D. Parker 5-76, K. Stills 3-28, A. Fasano 2-9.

SACKS (Sk-Yds):

Oakland: M. Edwards 0.5-1, B. Irvin 0.5-1.

Miami: N. Suh 1-5.

INTERCEPTIONS (Int-Yds):

Oakland: None

Miami: R. Jones 1-0.

FORCED FUMBLES:

Oakland: B. Irvin 1.

Miami: K. Alonso 1, N. Suh 1.

FUMBLE RECOVERIES (No-Yds):

Oakland: T. Carrie 1-0.

Miami: C. Harris 1-0.

TEAM STATS

	OAK	MIA
First Downs	20	23
Rushing	4	4
Passing	14	15
Penalty	2	4
3rd-Down Efficiency	8 for 15	5 for 12
4th-Down Efficiency	0 for 0	0 for 1
Total Net Yards	379	395
Total Net Plays	58	61
Average Gain	6.5	6.5
Net Yards Rushing	84	86
Rushes	27	18
Yards per Rush	3.1	4.8
Net Yards Passing	295	309
Completed - Attempted	21-30	34-42
Yards per Pass Play	9.5	7.2
Sacked - Yards Lost	1-5	1-2
Had Intercepted	1	0
Punts - Average	3-140-46.7	5-221-44.2
Return Yardage	82	52
Punts - Return Yards	2-21	1-5
Kickoffs - Return Yards	2-61	2-47
Interceptions - Return Yards	0-0	1-0
Penalties - Yards	10-105	11-107
Fumbles - Lost	3-1	2-1
Red-Zone Efficiency	1 for 2	3 for 3
Goal-to-Go Efficiency	1 for 1	2 for 2
Time of Possession	30:56	29:04



2017 GAME RECAPS

WEEK 10

NOV. 13, 2017 | CHARLOTTE, N.C.
BANK OF AMERICA STADIUM
ATTENDANCE: 72,790 | TV: ESPN

SCORING SUMMARY

MIAMI 21

CAROLINA 45

	1	2	3	4	F
Miami	0	7	7	7	21
Carolina	3	14	21	7	45

The Dolphins completed their trio of prime-time games in disappointing fashion.

Running back Kenyan Drake had the Dolphins' longest offensive play of the season when he scored on a 66-yard touchdown run and Jay Cutler threw two touchdown passes, but it wasn't nearly enough as the Dolphins left Bank of America Stadium with a 45-21 loss.

Tight end Julius Thomas and wide receiver Jarvis Landry had the touchdown receptions for the Dolphins.

Rookie running back Christian McCaffrey had a touchdown run and a touchdown reception for Carolina, and wide receiver Devin Funchess had two touchdown catches. Cam Newton threw four touchdown passes and had a 69-yard run in the third quarter.

Drake's run, which surpassed his 42-yard run eight days earlier as the Dolphins' longest offensive play of the season, was the team's first rushing touchdown of the season. It was the longest run for the Dolphins since Oct. 25, 2015 when Lamar Miller had an 85-yard touchdown against the Houston Texans.

The Dolphins trailed 10-7 when the game turned late in the first half.

After Thomas scored on a shovel pass to cut into Carolina's 10-0 deficit, the Dolphins stopped the Panthers' two-minute drive at the end of the first half. But after the Dolphins took over at their own 20 with under a minute left, Jay Cutler was intercepted by linebacker Luke Kuechly and Carolina took a 17-7 lead into halftime after Newton threw a TD pass to tight end Ed Dickson.

SCORING DRIVES

TEAM	QTR	TIME	PLAY (EXTRA POINT) (DRIVE INFO)	MIA	CAR
Panthers	1	1:50	G.Gano 40 yd. Field Goal (11-42, 5:33)	0	3
Panthers	2	6:59	C.McCaffrey 4 yd. run (G.Gano kick) (12-85, 6:17)	0	10
Dolphins	2	2:12	J.Thomas 2 yd. pass from J.Cutler (C.Parkey kick) (10-75, 4:47)	7	10
Panthers	2	0:19	E.Dickson 7 yd. pass from C.Newton (G.Gano kick) (4-20, 0:22)	7	17
Panthers	3	11:50	D.Funchess 28 yd. pass from C.Newton (G.Gano kick) (8-78, 3:10)	7	24
Panthers	3	7:15	C.Artis-Payne 12 yd. run (G.Gano kick) (4-48, 2:19)	7	31
Dolphins	3	5:47	K.Drake 66 yd. run (C.Parkey kick) (3-75, 1:28)	14	31
Panthers	3	3:07	C.McCaffrey 2 yd. pass from C.Newton (G.Gano kick) (4-87, 2:40)	14	38
Panthers	4	8:20	D.Funchess 32 yd. pass from C.Newton (G.Gano kick) (11-83, 6:43)	14	45
Dolphins	4	4:05	J.Landry 9 yd. pass from J.Cutler (C.Parkey kick) (10-75, 4:15)	21	45

GAME STATISTICS

RUSHING (Att-Yds-TD):

Miami: K. Drake 7-82-1, D. Williams 9-19, J. Cutler 1-(-1).
Carolina: J. Stewart 17-110, C. Newton 5-95, C. Artis-Payne 7-68-1, C. McCaffrey 5-23-1, D. Anderson 2-(-2).

PASSING (A-C-Y-TD-I):

Miami: J. Cutler 37-22-213-2-1.
Carolina: C. Newton 35-21-254-4-0.

RECEIVING (Rec-Yds-TD):

Miami: D. Parker 6-66, K. Stills 5-67, J. Landry 5-42-1, D. Williams 2-20, K. Drake 2-10, J. Thomas 2-8-1.
Carolina: D. Funchess 5-92-2, C. Samuel 5-45, R. Shepard 3-40, E. Dickson 3-33-1, C. McCaffrey 3-27-1, B. Bersin 1-12, K. Clay 1-5.

SACKS (Sk-Yds):

Miami: None.
Carolina: None.

INTERCEPTIONS (Int-Yds):

Miami: None.
Carolina: L. Kuechly 1-0.

FORCED FUMBLES:

Miami: None.
Carolina: None.

FUMBLE RECOVERIES (No-Yds):

Miami: None.
Carolina: None.

TEAM STATS

	MIA	CAR
First Downs	17	30
Rushing	3	12
Passing	12	16
Penalty	2	2
3rd-Down Efficiency	7 for 12	11 for 14
4th-Down Efficiency	0 for 1	0 for 0
Total Net Yards	313	548
Total Net Plays	54	71
Average Gain	5.8	7.7
Net Yards Rushing	100	294
Rushes	17	36
Yards per Rush	5.9	8.2
Net Yards Passing	213	254
Completed - Attempted	22-37	21-35
Yards per Pass Play	5.8	7.3
Sacked - Yards Lost	0-0	0-0
Had Intercepted	1	0
Punts - Average	4-167-41.8	2-85-42.5
Return Yardage	87	91
Punts - Return Yards	0-0	2-10
Kickoffs - Return Yards	4-87	4-81
Interceptions - Return Yards	0-0	1-0
Penalties - Yards	7-57	6-37
Fumbles - Lost	0-0	0-0
Red-Zone Efficiency	2 for 2	4 for 4
Goal-to-Go Efficiency	1 for 1	3 for 3
Time of Possession	24:21	35:39



2017 GAME RECAPS

WEEK 11

NOV. 19, 2017 | MIAMI GARDENS, FLA.
HARD ROCK STADIUM
ATTENDANCE: 65,089 | TV: FOX

SCORING SUMMARY

TAMPA BAY 30	MIAMI 20
---------------------	-----------------

	1	2	3	4	F
Tampa Bay	3	17	0	10	30
Miami	7	0	6	7	20

Matt Moore was called on to come into the game at quarterback for the second time this season, but the Dolphins weren't able to rally for a victory this time.

Moore replaced Jay Cutler, who left in the second half because of a concussion, helped the Dolphins erase a 20-7 deficit but Tampa Bay prevailed in the end, winning 30-20 on a 35-yard field goal by Patrick Murray with 6 seconds left.

Tampa Bay scored a touchdown on the final play on a fumble recovery in the end zone after the Dolphins began using laterals in a desperate effort to score a miraculous touchdown.

The Dolphins (4-6) tied the score 20-20 when Moore hit Kenny Stills with a 61-yard touchdown pass, capping Stills' seven-catch, 180-yard day.

But Tampa Bay answered with a 58-yard drive that began with a 17-yard pass from Ryan Fitzpatrick, starting in place of the injured Jameis Winston, to wide receiver Mike Evans.

Moore helped the Dolphins erase a 28-14 deficit in a 31-28 victory against the New York Jets on Oct. 22.

Before tying the game, the Dolphins missed several opportunities in the second half.

One of those came with 6:50 left in the fourth quarter when Damien Williams was stuffed for no gain on a fourth-and-1 from the Tampa Bay 34-yard line. The Dolphins earlier had to settle for two Cody Parkey field goals after they got into the red zone.

Jarvis Landry scored the first Dolphins touchdown when he caught a 2-yard pass from Cutler in the first quarter.

SCORING DRIVES

TEAM	QTR	TIME	PLAY (EXTRA POINT) (DRIVE INFO)	TB	MIA
Buccaneers	1	7:13	P.Murray 30 yd. Field Goal (7-63, 3:28)	3	0
Dolphins	1	4:23	J.Landry 2 yd. pass from J.Cutler (C.Parkey kick) (7-90, 2:50)	3	7
Buccaneers	2	14:10	P.Murray 30 yd. Field Goal (11-59, 5:13)	6	7
Buccaneers	2	12:14	O.Howard 6 yd. pass from R.Fitzpatrick (P.Murray kick) (2-5, 0:41)	13	7
Buccaneers	2	0:45	D.Jackson 4 yd. pass from R.Fitzpatrick (P.Murray kick) (4-37, 1:05)	20	7
Dolphins	3	10:57	C.Parkey 26 yd. Field Goal (9-70, 4:03)	20	10
Dolphins	3	4:19	C.Parkey 31 yd. Field Goal (11-66, 4:52)	20	13
Dolphins	4	3:00	K.Stills 61 yd. pass from M.Moore (C.Parkey kick) (5-74, 1:37)	20	20
Buccaneers	4	0:04	P.Murray 35 yd. Field Goal (9-58, 2:56)	23	20
Buccaneers	4	0:00	A.Glanton fumble recovery in end zone (P.Murray kick)	30	20

GAME STATISTICS

RUSHING (Att-Yds-TD):

Tampa Bay: D. Martin 19-38, R. Fitzpatrick 3-9, C. Sims III 1-3, J. Rodgers 1-3.
Miami: D. Williams 10-78, K. Drake 7-4, J. Cutler 1-1, M. Moore 1-0.

PASSING (A-C-Y-TD-I):

Tampa Bay: R. Fitzpatrick 37-22-275-2-0.
Miami: M. Moore 28-17-1-0, J. Cutler 12-6-83-1-3.

RECEIVING (Rec-Yds-TD):

Tampa Bay: M. Evans 5-92, O. Howard 3-52-1, C. Sims III 3-25, C. Godwin 2-38, D. Jackson 2-28-1, A. Humphries 2-11, P. Barber 2-11, D. Martin 2-6, C. Brate 1-12.
Miami: K. Stills 7-180-1, J. Landry 6-95-1, J. Thomas 4-30, D. Parker 4-26, D. Williams 1-24, K. Drake 1-10.

SACKS (Sk-Yds):

Tampa Bay: G. McCoy 1-0.
Miami: J. Phillips 1-7.

INTERCEPTIONS (Int-Yds):

Tampa Bay: K. Alexander 1-20, J. Evans 1-11, R. McClain 1-6.
Miami: None.

FORCED FUMBLES:

Tampa Bay: R. Smith 1, C. Conte 1.
Miami: None.

FUMBLE RECOVERIES (No-Yds):

Tampa Bay: R. Smith 1-0, A. Glanton 1-0-1.
Miami: None.

TEAM STATS

	TB	MIA
First Downs	19	18
Rushing	2	1
Passing	15	15
Penalty	2	2
3rd-Down Efficiency	3 for 13	6 for 13
4th-Down Efficiency	0 for 0	0 for 1
Total Net Yards	321	448
Total Net Plays	62	60
Average Gain	5.2	7.5
Net Yards Rushing	53	83
Rushes	24	19
Yards per Rush	2.2	4.4
Net Yards Passing	268	365
Completed - Attempted	22-37	23-40
Yards per Pass Play	7.1	8.9
Sacked - Yards Lost	1-7	1-0
Had Intercepted	0	3
Punts - Average	6-249-41.5	2-106-53.0
Return Yardage	97	89
Punts - Return Yards	1-7	3-20
Kickoffs - Return Yards	2-53	4-69
Interceptions - Return Yards	3-37	0-0
Penalties - Yards	9-82	17-123
Fumbles - Lost	0-0	4-2
Red-Zone Efficiency	2 for 5	1 for 4
Goal-to-Go Efficiency	2 for 2	1 for 2
Time of Possession	31:49	28:11



2017 GAME RECAPS

WEEK 12

NOV. 26, 2017 | FOXBOROUGH, MASS.
GILLETTE STADIUM
ATTENDANCE: 65,878 | TV: CBS

SCORING SUMMARY

	1	2	3	4	F
Miami	0	10	0	7	17
New England	14	7	7	7	35

MIAMI 17

NEW ENGLAND 35

On a day when the Dolphins lost players to injuries and an ejection, a fake punt set the stage for a frustrating day at Gillette Stadium.

Quarterback Tom Brady threw four touchdown passes, and running back Rex Burkhead and tight end Rob Gronkowski each scored two touchdowns as the New England Patriots handed the Dolphins a 35-17 defeat.

The Dolphins lost running back Senorise Perry on the second-half kickoff after he was taken out to be evaluated for a concussion. Damien Williams left the game later in that third quarter when he sustained a shoulder injury while being tackled after an 11-yard run.

Cornerback Bobby McCain was ejected in the third quarter after officials ruled a throw a punch at New England wide receiver Danny Amendola after the two became tangled on a Patriots running play.

Safety Reshad Jones and Kenyan Drake, the only running back available after Perry and Williams left the game, scored the Dolphins touchdowns. Cody Parkey kicked a 28-yard field goal in the second quarter.

Jones scored when he returned a fumble 14 yards in the second quarter. The fumble came when backup center Ted Karras snapped the ball in shotgun formation when Brady wasn't looking at him.

It was Jones' second touchdown of the season and the fifth of his career.

Drake scored on a screen pass in the fourth quarter when the Dolphins trailed 28-10.

SCORING DRIVES

TEAM	QTR	TIME	PLAY (EXTRA POINT) (DRIVE INFO)	MIA	NE
Patriots	1	11:39	R.Burkhead 2 yd. run (S.Gostkowski kick) (8-75, 3:21)	0	7
Patriots	1	5:33	R.Gronkowski 5 yd. pass from T.Brady (S.Gostkowski kick) (9-88, 4:39)	0	14
Dolphins	2	13:19	R.Jones 14 yd. fumble return (C.Parkey kick)	7	14
Patriots	2	8:29	R.Burkhead 1 yd. pass from T.Brady (S.Gostkowski kick) (9-78, 4:50)	7	21
Dolphins	2	4:06	C.Parkey 28 yd. Field Goal (9-65, 4:23)	10	21
Patriots	3	10:28	R.Gronkowski 15 yd. pass from T.Brady (S.Gostkowski kick) (7-77, 2:46)	10	28
Dolphins	4	11:43	K.Drake 8 yd. pass from M.Moore (C.Parkey kick) (8-73, 3:12)	17	28
Patriots	4	6:31	B.Cooks 5 yd. pass from T.Brady (S.Gostkowski kick) (5-38, 2:10)	17	35

GAME STATISTICS

RUSHING (Att-Yds-TD):

Miami: D. Williams 8-38, K. Drake 9-20, M. Moore 2-9.
New England: D. Lewis 15-112, R. Burkhead 13-50-1, N. Ebner 1-14, J. White 3-13, B. Cooks 1-11, T. Brady 5-(-4).

PASSING (A-C-Y-TD-I):

Miami: M. Moore 34-23-215-1-12.
New England: T. Brady 28-18-227-4-1.

RECEIVING (Rec-Yds-TD):

Miami: J. Landry 8-70, J. Thomas 5-52, K. Stills 3-47, K. Drake 3-27-1, D. Williams 3-14, D. Parker 1-5.
New England: B. Cooks 6-83-1, R. Gronkowski 5-82-2, R. Burkhead 2-3-1, P. Dorsett 1-39, D. Amendola 1-15, J. White 1-2, D. Allen 1-2, D. Lewis 1-1.

SACKS (Sk-Yds):

Tampa Bay: G. McCoy 1-0.
Miami: J. Phillips 1-7.

INTERCEPTIONS (Int-Yds):

Miami: B. McCain 1-0.
New England: S. Gilmore 1-20, D. Harmon 1-0.

FORCED FUMBLES:

Miami: W. Aikens 1, A. Verner 1.
New England: M. Butler 1, T. Flowers 1.

FUMBLE RECOVERIES (No-Yds):

Miami: R. Jones 1-14-1.
New England: P. Chung 1-0.

TEAM STATS

	MIA	NE
First Downs	15	25
Rushing	5	9
Passing	9	11
Penalty	1	5
3rd-Down Efficiency	2 for 11	5 for 12
4th-Down Efficiency	2 for 3	1 for 2
Total Net Yards	221	417
Total Net Plays	60	67
Average Gain	3.7	6.2
Net Yards Rushing	67	196
Rushes	19	38
Yards per Rush	3.5	5.2
Net Yards Passing	154	221
Completed - Attempted	23-34	18-28
Yards per Pass Play	3.8	7.6
Sacked - Yards Lost	7-61	1-6
Had Intercepted	2	1
Punts - Average	5-208-41.6	3-122-40.7
Return Yardage	97	59
Punts - Return Yards	1-0	3-4
Kickoffs - Return Yards	4-97	2-35
Interceptions - Return Yards	1-0	2-20
Penalties - Yards	6-52	7-70
Fumbles - Lost	2-1	4-1
Red-Zone Efficiency	1 for 3	5 for 5
Goal-to-Go Efficiency	1 for 2	4 for 4
Time of Possession	27:19	32:41



2017 GAME RECAPS

WEEK 13

DEC. 3, 2017 | MIAMI GARDENS, FLA.
HARD ROCK STADIUM
ATTENDANCE: 65,092 | TV: FOX

SCORING SUMMARY

DENVER 9

MIAMI 35

	1	2	3	4	F
Denver	0	3	6	0	9
Miami	2	14	10	9	35

The Dolphins used big plays on offense, defense and special teams to end their five-game losing streak.

Cornerback Xavien Howard scored on a pick-six, running back Kenyan Drake had a 42-yard touchdown run, and Terrence Fede blocked a punt when the Dolphins defeated the Denver Broncos 35-9 at Hard Rock Stadium.

The Dolphins set a season high for points, topping their 31 in their victory against the New York Jets on Oct. 22. Their output included two safeties, a first in franchise history.

Howard, who came into the game looking for his first career regular season interception, had another pick in the fourth quarter.

Tight end Julius Thomas, who spent the first four seasons of his NFL career with Denver, scored the Dolphins' first touchdown on a 9-yard reception. Jay Cutler threw a second touchdown pass, a 23-yarder to Kenny Stills, with 10:21 left in the fourth quarter.

The Dolphins got their first safety when an errant snap went over the head of Denver quarterback Trevor Siemian and he batted the ball out of the back of the end zone. The second came in the fourth quarter when Chase Allen forced the ball loose from Denver returner Isaiah McKenzie at the 3-yard line and McKenzie was tackled in the end zone after recovering the loose ball.

Cody Parkey also kicked a field goal.

Drake, getting an increased workload with running back Damien Williams inactive because of a shoulder injury, set career highs in attempts with 22 and yards with 116.

SCORING DRIVES

TEAM	QTR	TIME	PLAY (EXTRA POINT) (DRIVE INFO)	DEN	MIA
Dolphins	1	3:07	M.Paradis fumble out of bounds in end zone for a Safety	0	2
Broncos	2	13:28	B.McManus 31 yd. Field Goal (7-67, 2:57)	3	2
Dolphins	2	9:39	J.Thomas 9 yd. pass from J.Cutler (C.Parkey kick) (9-75, 3:49)	3	9
Dolphins	2	9:32	X.Howard 30 yd. interception return (C.Parkey kick)	3	16
Dolphins	3	10:32	C.Parkey 37 yd. Field Goal (5-28, 2:45)	3	19
Broncos	3	4:56	J.Simmons 65 yd. interception return (pass failed)	9	19
Dolphins	3	2:54	K.Drake 42 yd. run (C.Parkey kick) (4-61, 2:02)	9	26
Dolphins	4	10:21	K.Stills 23 yd. pass from J.Cutler (C.Parkey kick) (1-23, 0:06)	9	33
Dolphins	4	8:49	I.McKenzie tackled in end zone by S.Perry for a Safety	9	35

GAME STATISTICS

RUSHING (Att-Yds-TD):

Denver: C. Anderson 15-67, T. Siemian 3-16, J. Charles 3-12, D. Booker 2-8.
Miami: K. Drake 23-120-1, S. Perry 5-22, J. Grant 1-2, J. Cutler 1-1.

PASSING (A-C-Y-TD-I):

Denver: T. Siemian 41-19-200-0-3.
Miami: J. Cutler 31-18-235-2-2, D. Fales 1-0-0-0-0.

RECEIVING (Rec-Yds-TD):

Denver: J. Charles 5-39, C. Anderson 4-43, D. Thomas 2-27, A. Traylor 2-16, E. Sanders 2-11, V. Green 1-36, B. Fowler 1-23, C. Latimer 1-5, D. Booker 1-0.
Miami: K. Stills 5-98-1, J. Landry 5-62, K. Drake 3-21, J. Thomas 3-20-1, A. Fasano 1-29, D. Parker 1-5.

SACKS (Sk-Yds):

Denver: S. Harris 1-6, V. Miller 0.5-3.5, Z. Kerr 0.5-3.5.
Miami: J. Phillips 1-14, B. McCain 1-13, A. Branch 1-6.

INTERCEPTIONS (Int-Yds):

Denver: J. Simmons 1-65-1, C. Harris 1-13.
Miami: X. Howard 2-42-1, T. McDonald 1-7.

FORCED FUMBLES:

Denver: B. Roby 1.
Miami: C. Allen 1.

FUMBLE RECOVERIES (No-Yds):

Denver: B. Roby 1-0.
Miami: None.

TEAM STATS	DEN	MIA
First Downs	14	15
Rushing	3	4
Passing	10	10
Penalty	1	1
3rd-Down Efficiency	1 for 13	4 for 15
4th-Down Efficiency	0 for 1	0 for 0
Total Net Yards	270	367
Total Net Plays	67	64
Average Gain	4.0	5.7
Net Yards Rushing	103	145
Rushes	23	30
Yards per Rush	4.5	4.8
Net Yards Passing	167	222
Completed - Attempted	19-41	18-32
Yards per Pass Play	3.8	6.5
Sacked - Yards Lost	3-33	2-13
Had Intercepted	3	2
Punts - Average	8-340-42.5	9-386-42.9
Return Yardage	90	162
Punts - Return Yards	1--3	5-56
Kickoffs - Return Yards	1-15	3-57
Interceptions - Return Yards	2-78	3-49
Penalties - Yards	9-57	7-85
Fumbles - Lost	2-0	1-1
Red-Zone Efficiency	0 for 2	1 for 2
Goal-to-Go Efficiency	0 for 1	1 for 1
Time of Possession	25:38	34:22



2017 GAME RECAPS

WEEK 14

DEC. 11, 2017 | MIAMI GARDENS, FLA.
HARD ROCK STADIUM
ATTENDANCE: 65,548 | TV: ESPN

SCORING SUMMARY

	1	2	3	4	F
New England	0	10	0	10	20
Miami	6	7	14	0	27

NEW ENGLAND 20

MIAMI 27

In their final prime-time appearance of the season, the Dolphins put together their best performance of 2017.

Jay Cutler threw three touchdown passes, including two to Jarvis Landry, Kenyan Drake had 193 yards from scrimmage, and Xavien Howard had two interceptions when the Dolphins defeated the New England Patriots 27-20 at Hard Rock Stadium on Monday Night football.

Drake rushed for 114 yards, his second consecutive 100-yard performance.

Jakeem Grant also had a touchdown for the Dolphins, who beat New England in Miami for the fourth time in five years.

The Dolphins ended New England's 14-game road winning streak, which was the second-longest in NFL history. The Dolphins defense held New England to 0-for-11 in third-down conversions, the first time since 1991 the Patriots were shut out in that category.

The Dolphins led 27-10 going into the fourth quarter before New England made it a closer final score.

Howard, who had two picks in the 35-9 victory against the Denver Broncos eight days earlier, became the first cornerback in Dolphins history to record two interceptions in back-to-back games.

Howard's first interception came on New England's first drive after Cody Parkey had given the Dolphins a 3-0 lead with a 30-yard field goal. The big play on the drive was Drake's 26-yard run on his first carry of the game.

The Dolphins later converted a fourth-and-1 from the New England 36-yard line when Cutler threw a 15-yard pass to Parker after rolling out on a naked bootleg.

SCORING DRIVES

TEAM	QTR	TIME	PLAY (EXTRA POINT) (DRIVE INFO)	NE	MIA
Dolphins	1	9:01	C.Parkey 30 yd. Field Goal (13-69, 5:59)	0	3
Dolphins	1	3:49	C.Parkey 44 yd. Field Goal (8-34, 4:26)	0	6
Patriots	2	6:18	R.Burkhead 3 yd. run (S.Gostkowski kick) (5-51, 2:56)	7	6
Dolphins	2	3:33	J.Landry 5 yd. pass from J.Cutler (C.Parkey kick) (7-80, 2:45)	7	13
Patriots	2	0:02	S.Gostkowski 46 yd. Field Goal (8-47, 3:31)	10	13
Dolphins	3	11:03	J.Grant 25 yd. pass from J.Cutler (C.Parkey kick) (5-46, 2:21)	10	20
Dolphins	3	4:43	J.Landry 4 yd. pass from J.Cutler (C.Parkey kick) (8-82, 4:21)	10	27
Patriots	4	13:05	J.White 3 yd. pass from T.Brady (S.Gostkowski kick) (6-53, 2:29)	17	27
Patriots	4	0:53	S.Gostkowski 33 yd. Field Goal (6-62, 1:31)	20	27

GAME STATISTICS

RUSHING (Att-Yds-TD):

New England: D. Lewis 5-17, R. Burkhead 5-8-1.
Miami: K. Drake 25-114, J. Cutler 4-4, M. Gray 1-2.

PASSING (A-C-Y-TD-Int):

New England: T. Brady 43-24-233-1-2.
Miami: J. Cutler 38-25-263-3-0.

RECEIVING (Rec-Yds-TD):

New England: D. Amendola 6-76, D. Lewis 5-50, R. Burkhead 5-45, J. White 3-11-1, D. Allen 2-10, B. Cooks 1-38, J. Develin 1-2, C. Hogan 1-1.
Miami: J. Landry 8-46-2, K. Drake 5-79, D. Parker 4-40, J. Grant 2-42-1, K. Stills 2-18, J. Thomas 2-11, A. Fasano 1-17, M. Gray 1-10.

SACKS (Sk-Yds):

New England: D. McCourty 1-11, A. Butler 1-10.
Miami: J. Phillips 1-8, N. Suh 1-2.

INTERCEPTIONS (Int-Yds):

New England: None.
Miami: X. Howard 2-29.

FORCED FUMBLES:

New England: None.
Miami: None.

FUMBLE RECOVERIES (No-Yds):

New England: None.
Miami: None.

TEAM STATS	NE	MIA
First Downs	14	21
Rushing	2	6
Passing	9	13
Penalty	3	2
3rd-Down Efficiency	0 for 11	4 for 14
4th-Down Efficiency	0 for 0	1 for 1
Total Net Yards	248	362
Total Net Plays	55	70
Average Gain	4.5	5.2
Net Yards Rushing	25	120
Rushes	10	30
Yards per Rush	2.5	4.0
Net Yards Passing	223	242
Completed - Attempted	24-43	25-38
Yards per Pass Play	5.0	6.1
Sacked - Yards Lost	2-10	2-21
Had Intercepted	2	0
Punts - Average	7-334-47.7	7-315-45.0
Return Yardage	86	85
Punts - Return Yards	5-37	2-9
Kickoffs - Return Yards	3-49	3-47
Interceptions - Return Yards	0-0	2-29
Penalties - Yards	9-78	8-102
Fumbles - Lost	0-0	1-0
Red-Zone Efficiency	2 for 3	2 for 3
Goal-to-Go Efficiency	2 for 3	2 for 2
Time of Possession	23:51	36:09



2017 GAME RECAPS

WEEK 15

DEC. 17, 2017 | ORCHARD PARK, N.Y.
NEW ERA FIELD
ATTENDANCE: 62,202 | TV: CBS

SCORING SUMMARY

MIAMI 16

BUFFALO 24

	1	2	3	4	F
Miami	3	3	0	10	16
Buffalo	7	14	3	0	24

The Dolphins' two-game winning streak came to a disappointing end at New Era Field in Buffalo, but not without a valiant comeback effort.

Running back LeSean McCoy had a touchdown run and a touchdown reception and quarterback Tyrod Taylor passed for a score and ran for another when the Bills defeated the Dolphins 24-16.

The Dolphins were not able to get into the end zone until midway through the fourth quarter when Kenyan Drake scored on a 1-yard run. Cody Parkey kicked three field goals, two in the first half and one with 39 seconds left. Punter Matt Haack recovered the ensuing onside kick, but the comeback attempt ended when Jay Cutler was intercepted by Tre'Davious White on the next play.

Drake's touchdown came with 7:57 remaining in the fourth quarter and they got the ball back with 4:33. The Dolphins converted a fourth-and-14 with a 17-yard completion from Jay Cutler to Jarvis Landry, leading to Parkey's third field goal. Landry finished with 10 catches for 99 yards.

Cornerback Xavien Howard, who had two interceptions in each of the previous two games, didn't have a pick Sunday but he had a sack and later dropped McCoy for a 5-yard loss to knock the Bills out of field goal range in the fourth quarter.

Drake, coming off back-to-back 100-yard rushing performances, got off to a great start by gaining 53 yards in the first quarter before Buffalo bottled him up. He finished with a respectable 78 yards on 16 carries, while catching six passes out of the backfield.

After holding New England to 0-for-11 on third-down conversions in their 27-20 victory last week, the Dolphins saw Buffalo convert 7 of 15 third-down situations.

SCORING DRIVES

TEAM	QTR	TIME	PLAY (EXTRA POINT) (DRIVE INFO)	MIA	BUF
Bills	1	10:12	L.McCoy 4 yd. run (S.Hauschka kick) (10-81, 4:48)	0	7
Dolphins	1	3:16	C.Parkey 28 yd. Field Goal (7-50, 3:51)	3	7
Dolphins	2	9:15	C.Parkey 41 yd. Field Goal (14-71, 7:04)	6	7
Bills	2	6:05	L.McCoy 16 yd. pass from T.Taylor (S.Hauschka kick) (8-75, 3:10)	6	14
Bills	2	0:33	T.Taylor 9 yd. run (S.Hauschka kick) (8-80, 1:50)	6	21
Bills	3	5:40	S.Hauschka 34 yd. Field Goal (5-7, 2:06)	6	24
Dolphins	4	7:57	K.Drake 1 yd. run (C.Parkey kick) (6-13, 1:35)	13	24
Dolphins	4	0:39	C.Parkey 26 yd. Field Goal (17-78, 3:54)	16	24

GAME STATISTICS

RUSHING (Att-Yds-TD):

Miami: K. Drake 16-78-1, J. Cutler 2-8, M. Gray 2-7, J. Grant 1-7
Buffalo: L. McCoy 20-50-1, T. Taylor 6-42-1, T. Cadet 4-24.

PASSING (A-C-Y-TD-Int):

Miami: J. Cutler 49-28-274-0-3.
Buffalo: T. Taylor 29-17-224-1-0.

RECEIVING (Rec-Yds-TD):

Miami: J. Landry 10-99, D. Parker 6-89, K. Drake 6-35, J. Thomas 2-15, A. Fasano 2-15, J. Grant 1-13, K. Stills 1-8.
Buffalo: C. Clay 5-68, L. McCoy 4-46-1, N. O'Leary 2-33, K. Benjamin 2-20, B. Tate 1-21, D. Thompson 1-16, T. Cadet 1-14, P. DiMarco 1-6.

SACKS (Sk-Yds):

Miami: X. Howard 1-11, C. Wake 1-1.
Buffalo: N. Capi 1-15, R. Davis 1-1.

INTERCEPTIONS (Int-Yds):

Miami: None.
Buffalo: S. Wright 1-54, T. White 1-9, J. Poyer 1-0.

FORCED FUMBLES:

Miami: None.
Buffalo: N. Capi 1.

FUMBLE RECOVERIES (No-Yds):

Miami: None.
Buffalo: None.

TEAM STATS

	MIA	BUF
First Downs	21	21
Rushing	7	9
Passing	13	10
Penalty	1	2
3rd-Down Efficiency	5 for 16	7 for 15
4th-Down Efficiency	1 for 2	0 for 1
Total Net Yards	349	328
Total Net Plays	73	61
Average Gain	4.8	5.4
Net Yards Rushing	100	116
Rushes	21	30
Yards per Rush	4.8	3.9
Net Yards Passing	249	212
Completed - Attempted	28-49	17-29
Yards per Pass Play	4.8	6.8
Sacked - Yards Lost	3-25	2-12
Had Intercepted	3	0
Punts - Average	4-187-46.8	5-205-41.0
Return Yardage	76	103
Punts - Return Yards	2-33	1-2
Kickoffs - Return Yards	2-43	3-38
Interceptions - Return Yards	0-0	3-63
Penalties - Yards	7-60	3-28
Fumbles - Lost	4-0	1-0
Red-Zone Efficiency	1 for 3	3 for 4
Goal-to-Go Efficiency	1 for 1	2 for 3
Time of Possession	32:25	27:35



2017 GAME RECAPS

WEEK 16

DEC. 24, 2017 | KANSAS CITY, MO.
ARROWHEAD STADIUM
ATTENDANCE: 65,325 | TV: CBS

SCORING SUMMARY

MIAMI 13

KANSAS CITY 29

	1	2	3	4	F
Miami	3	10	0	0	13
Kansas City	3	17	3	6	29

Jakeem Grant enjoyed the best day of his young NFL career, but it wasn't enough to help the Dolphins defeat the Kansas City Chiefs.

Grant's 65-yard touchdown in the second quarter highlighted the first 100-yard receiving game of his career, but the Dolphins suffered a 29-13 loss that officially eliminated them from playoff contention.

Cody Parkey kicked two field goals for the Dolphins, who couldn't overcome two lost fumbles or shut down the versatile Kansas City offense. The Dolphins were 0-for-7 in third-down conversions, and they also didn't help their cause with penalties, as they gave the Chiefs two first downs with third-down penalties on defense and turned a third-and-9 on offense into a third-and-24 with a personal foul on guard Ted Larsen.

Jarvis Landry had five receptions, reaching the 100-catch mark on the season for the second time in his four-year NFL career. He's the only player in Dolphins history to reach the century mark.

Tyreek Hill had 109 receiving yards and running back Kareem Hunt rushed for 91 yards and a touchdown for the Chiefs, who clinched their second consecutive AFC West title. Kicker Harrison Butker had five field goals.

A high-scoring first half ended with Kansas City leading 20-13 after the Chiefs got a late field goal.

After the first drive of the game ended with a Jarvis Landry fumble near midfield, the Chiefs and Dolphins traded field goals.

Kansas City took a 10-3 lead early in the second quarter after Alex Smith threw a 52-yard pass to Hill on third-and-15 from the Chiefs 35-yard line. That drive ended with a 9-yard touchdown pass from Smith to tight end Travis Kelce, who went over 1,000 receiving yards on the season.

SCORING DRIVES

TEAM	QTR	TIME	PLAY (EXTRA POINT) (DRIVE INFO)	MIA	KC
Chiefs	1	9:41	H.Butker 31 yd. Field Goal (7-42, 3:23)	0	3
Dolphins	1	3:29	C.Parkey 44 yd. Field Goal (12-49, 6:12)	3	3
Chiefs	2	13:00	T.Kelce 9 yd. pass from A.Smith (H.Butker kick) (9-75, 5:29)	3	10
Dolphins	2	8:11	C.Parkey 28 yd. Field Goal (9-65, 4:49)	6	10
Chiefs	2	3:37	K.Hunt 1 yd. run (H.Butker kick) (9-68, 4:34)	6	17
Dolphins	2	3:22	J.Grant 65 yd. pass from J.Cutler (C.Parkey kick) (1-65, 0:15)	13	17
Chiefs	2	0:07	H.Butker 32 yd. Field Goal (8-41, 0:42)	13	20
Chiefs	3	10:24	H.Butker 21 yd. Field Goal (8-61, 4:36)	13	23
Chiefs	4	12:16	H.Butker 29 yd. Field Goal (11-43, 4:47)	13	26
Chiefs	4	3:41	H. Butker 49 yd. Field Goal (10-31, 6:18)	13	29

GAME STATISTICS

RUSHING (Att-Yds-TD):

Miami: K. Drake 13-57, J. Grant 1-3, J. Cutler 2-(-1).
Kansas City: K. Hunt 29-91-1, A. Smith 4-13, T. Hill 1-(-1).

PASSING (A-C-Y-TD-Int):

Miami: J. Cutler 38-19-286-1-0.
Kansas City: A. Smith 39-25-304-1-0.

RECEIVING (Rec-Yds-TD):

Miami: D. Parker 5-63, J. Landry 5-51, J. Grant 4-107-1, K. Stills 4-54, A. Derby 1-11.
Kansas City: T. Hill 6-109, T. Kelce 4-47, D. Harris 4-34, K. Hunt 4-15, A. Wilson 3-36, C. West 3-28, O. Charles 1-35.

SACKS (Sk-Yds):

Miami: C. Harris 1-3.
Kansas City: None.

INTERCEPTIONS (Int-Yds):

Miami: None.
Kansas City: None.

FORCED FUMBLES:

Miami: None.
Kansas City: M. Peters 1, D. Johnson 1.

FUMBLE RECOVERIES (No-Yds):

Miami: None.
Kansas City: M. Peters 1-0, R. Parker 1-0.

TEAM STATS

	MIA	KC
First Downs	15	23
Rushing	4	7
Passing	11	12
Penalty	0	4
3rd-Down Efficiency	0 for 8	8 for 16
4th-Down Efficiency	0 for 2	0 for 1
Total Net Yards	345	404
Total Net Plays	54	74
Average Gain	6.4	5.5
Net Yards Rushing	59	103
Rushes	16	34
Yards per Rush	3.7	3.0
Net Yards Passing	286	301
Completed - Attempted	19-38	25-39
Yards per Pass Play	7.5	7.5
Sacked - Yards Lost	0-0	1-3
Had Intercepted	0	0
Punts - Average	2-59-29.5	1-49-49.0
Return Yardage	40	77
Punts - Return Yards	0-0	1-1
Kickoffs - Return Yards	3-40	3-76
Interceptions - Return Yards	0-0	0-0
Penalties - Yards	11-75	5-40
Fumbles - Lost	3-2	0-0
Red-Zone Efficiency	0 for 2	2 for 7
Goal-to-Go Efficiency	0 for 0	1 for 3
Time of Possession	22:07	37:53



SUPPLEMENTAL STATS



2017 STATISTICS

WON 6, LOST 9			
9/17/2017	W	19- 17	at Los Angeles Chargers
9/24/2017	L	6- 20	at New York Jets
10/1/2017	L	0- 20	New Orleans Saints
10/8/2017	W	16- 10	Tennessee Titans
10/15/2017	W	20- 17	at Atlanta Falcons
10/22/2017	W	31- 28	New York Jets
10/26/2017	L	0- 40	at Baltimore Ravens
11/5/2017	L	24- 27	Oakland Raiders
11/13/2017	L	21- 45	at Carolina Panthers
11/19/2017	L	20- 30	Tampa Bay Buccaneers
11/26/2017	L	17- 35	at New England Patriots
12/3/2017	W	35- 9	Denver Broncos
12/11/2017	W	27- 20	New England Patriots
12/17/2017	L	16- 24	at Buffalo Bills
12/24/2017	L	13- 29	at Kansas City Chiefs

	MIAMI	OPPONENT
Total First Downs	263	296
Rushing	61	80
Passing	172	180
Penalty	30	36
3rd Down: Made/Att	59/189	70/191
3rd Down Pct.	31.2%	36.6%
4th Down: Made/Att	6/21	2/8
4th Down Pct.	28.6%	25.0%
Possession Avg.	29:26	30:34
Total Net Yards	4567	5059
Avg. Per Game	304.5	337.3
Total Plays	928	926
Avg. Per Play	4.9	5.5
Net Yards Rushing	1295	1642
Avg. Per Game	86.3	109.5
Total Rushes	338	399
Net Yards Passing	3272	3417
Avg. Per Game	218.1	227.8
Sacked/Yards Lost	32/249	26/167
Gross Yards	3521	3584
Attempts/Completions	558/343	501/320
Completion Pct.	61.5%	63.9%
Had Intercepted	20	9
Punts/Average	79/44.4	72/45.7
Net Punting Avg.	40.5	41.6
Penalties/Yards	123/1009	116/1032
Fumbles/Ball Lost	22/8	21/6
Touchdowns	29	43
Rushing	3	13
Passing	23	25
Returns	3	5

SCORE BY PERIODS	Q1	Q2	Q3	Q4	OT	PTS
TEAM	41	67	68	89	0	265
OPPONENTS	64	145	85	77	0	371

SCORING	TD	RU	PA	RT	PAT	FG	2Pt	PTS
C.Parkey	0	0	0	0	25/28	20/22	0	85
J.Landry	8	0	8	0	0/0	0/0	0	48
K.Stills	6	0	6	0	0/0	0/0	0	36
K.Drake	4	3	1	0	0/0	0/0	1	26
J.Thomas	3	0	3	0	0/0	0/0	0	18
R.Jones	2	0	0	2	0/0	0/0	0	12
J.Grant	2	0	2	0	0/0	0/0	0	12
X.Howard	1	0	0	1	0/0	0/0	0	6
A.Fasano	1	0	1	0	0/0	0/0	0	6
D.Parker	1	0	1	0	0/0	0/0	0	6
D.Williams	1	0	1	0	0/0	0/0	0	6
S.Perry	0	0	0	0	0/0	0/0	0	2
TEAM	29	3	23	3	25/28	20/22	1	265
OPPONENTS	43	13	25	5	41/41	24/32	0	371

2-Pt. Conversions: Team 1/1, Opponents: 0/2

Sacks: C.Wake 9.0, N.Suh 4.5, A.Branch 4.0, J.Phillips 2.0, , C.Harris 2.0, B.McCain 1.0, X.Howard 1.0, W.Hayes 1.0, K.Alonso 1.0, R.Jones 0.5
Team: 26.0, Opponents: 31.0



2017 STATISTICS

RUSHING	NO.	YDS	AVG	LONG	TD
K.Drake	119	569	4.8	66t	3
J.Ajayi	138	465	3.4	21	0
D.Williams	46	181	3.9	69	0
J.Cutler	19	32	1.7	9	0
S.Perry	5	22	4.4	12	0
M.Gray	4	12	3.0	5	0
J.Grant	3	12	4.0	7	0
M.Moore	3	9	3.0	7	0
J.Landry	1	-7	-7.0	-7	0
TEAM	338	1295	3.8	69	3
OPPONENTS	399	1642	4.1	69	13

RECEIVING	NO.	YDS	AVG	LONG	TD
J.Landry	103	895	8.7	49	8
K.Stills	55	813	14.8	61t	6
D.Parker	51	606	11.9	36	1
J.Thomas	41	388	9.5	27	3
K.Drake	29	224	7.7	47	1
D.Williams	20	155	7.8	24	1
J.Ajayi	14	67	4.8	15	0
A.Fasano	11	106	9.6	29	1
J.Grant	10	177	17.7	65t	2
L.Carroo	7	69	9.9	21	0
A.Derby	1	11	11.0	11	0
M.Gray	1	10	10.0	10	0
TEAM	343	3521	10.3	65t	23
OPPONENTS	320	3584	11.2	69t	25

Fumbles Lost: K.Stills 2, J.Landry 2, K.Drake 2, J.Ajayi 1, J.Grant 1 **Total: 8**

Opponent Fumble Recoveries: R.Jones 3, T.Fede 1, M.Hull 1, C.Harris 1 **Total: 6**

PASSING	ATT	CMP	YDS	CMP%	YDS/ATT	TD	TD%	INT	INT%	LONG	SACK	LOST	RATING
J.Cutler	427	265	2660	62.1%	6.2	19	4.4%	14	3.3%	65t	20/	154	80.9
M.Moore	127	78	861	61.4%	6.8	4	3.1%	5	3.9%	61t	12/	95	75.6
M.Gray	1	0	0	0.0%	0.0	0	0.0%	0	0.0%	0	0/	0	39.6
D.Fales	1	0	0	0.0%	0.0	0	0.0%	0	0.0%	0	0/	0	39.6
J.Landry	1	0	0	0.0%	0.0	0	0.0%	0	0.0%	0	0/	0	39.6
M.Haack	1	0	0	0.0%	0.0	0	0.0%	1	100.0%	0	0/	0	0.0
TEAM	558	343	3521	61.5%	6.3	23	4.1%	20	3.6%	65t	32/	249	78.4
OPPONENTS	501	320	3584	63.9%	7.2	25	5.0%	9	1.8%	69t	26/	167	94.3

INTERCEPTIONS	NO.	YDS	AVG	LONG	TD
X.Howard	4	71	17.8	30t	1
R.Jones	2	15	7.5	15	0
B.McCain	2	6	3.0	6	0
T.McDonald	1	7	7.0	7	0
TEAM	9	99	11.0	30t	1
OPPONENTS	20	374	18.7	65t	3

PUNTING	NO	YDS	AVG	NET	TB	IN	LG	B
M.Haack	79	3509	44.4	40.5	5	29	64	0
TEAM	79	3509	44.4	40.5	5	29	64	0
OPPONENTS	72	3291	45.7	41.6	2	30	71	1

PUNT RETURNS	RET	FC	YDS	AVG	LONG	TD
J.Grant	23	11	178	7.7	27	0
J.Landry	12	3	81	6.8	16	0
TEAM	35	14	259	7.4	27	0
OPPONENTS	33	19	206	6.2	23	0

KICKOFF RETURNS	NO.	YDS	AVG	LONG	TD
J.Grant	21	479	22.8	31	0
S.Perry	8	143	17.9	29	0
K.Drake	7	147	21.0	34	0
A.Derby	1	11	11.0	11	0
J.Landry	1	-5	-5.0	-5	0
TEAM	38	775	20.4	34	0
OPPONENTS	32	626	19.6	36	0

FIELD GOALS	1-19	20-29	30-39	40-49	50+
C.Parkey	0/0	6/6	7/7	6/7	1/2
TEAM	0/0	6/6	7/7	6/7	1/2
OPPONENTS	0/0	3/3	9/9	9/16	3/4



2017 STATISTICS

2017 MIAMI DOLPHINS INDIVIDUAL DEFENSIVE STATISTICS												
PLAYER	GP	SOLO	ASST	TOT	SACKS	YDS	TFL	QBH	INT	PD	FF	FR
Reshad Jones	15	89	25	114	0.5	4.5	6	1	2	5	0	3
Kiko Alonso	15	76	34	110	1.0	0.0	6	4	0	1	2	0
Lawrence Timmons	13	53	25	78	0.0	0.0	4	3	0	3	0	0
Bobby McCain	15	33	12	45	1.0	13.0	3	1	2	7	0	0
Ndamukong Suh	15	29	16	45	4.5	17.0	9	12	0	2	2	0
Xavien Howard	15	39	5	44	1.0	11.0	3	1	4	12	0	0
T.J. McDonald	7	26	12	38	0.0	0.0	2	0	1	3	0	0
Davon Godchaux	14	24	14	38	0.0	0.0	1	3	0	1	1	0
Cameron Wake	15	25	9	34	9.0	64.5	11	25	0	0	0	0
Cordrea Tankersley	10	24	7	31	0.0	0.0	1	0	0	7	0	0
Chase Allen	15	20	6	26	0.0	0.0	0	0	0	0	0	0
Rey Maualuga	6	14	9	23	0.0	0.0	1	0	0	0	0	0
Mike Hull	15	14	7	21	0.0	0.0	1	1	0	0	0	1
Andre Branch	13	11	10	21	4.0	16.0	4	6	0	1	0	0
Nate Allen	7	14	6	20	0.0	0.0	0	0	0	1	0	0
Charles Harris	15	15	4	19	2.0	11.0	5	12	0	2	0	1
William Hayes	10	14	5	19	1.0	8.0	4	5	0	0	0	0
Vincent Taylor	13	11	7	18	0.0	0.0	1	1	0	1	0	0
Jordan Phillips	13	10	6	16	2.0	22.0	4	5	0	2	0	0
Michael Thomas	13	9	7	16	0.0	0.0	1	0	0	1	0	0
Terrence Fede	15	7	3	10	0.0	0.0	0	1	0	0	0	1
Stephone Anthony	7	7	3	10	0.0	0.0	1	1	0	0	0	0
Byron Maxwell	2	8	0	8	0.0	0.0	0	0	0	0	1	0
Alterraun Verner	15	7	1	8	0.0	0.0	0	0	0	4	1	0
Cameron Malveaux	3	3	0	3	0.0	0.0	2	0	0	0	0	0
Jordan Lucas	10	2	0	2	0.0	0.0	0	0	0	0	0	0
Maurice Smith	6	1	0	1	0.0	0.0	0	0	0	1	0	0
Walt Aikens	15	1	0	1	0.0	0.0	0	0	0	0	0	0
Torry McTyer	6	1	0	1	0.0	0.0	0	0	0	0	0	0
TOTALS		587	233	820	26.0	167.0	70	82	9	54	7	6

NOTE: Special teams and miscellaneous tackles/fumbles not included above

DEFENSIVE TOUCHDOWNS: Reshad Jones 38-yard fumble return vs. Tennessee (10/8), Reshad Jones 14-yard fumble return at New England (11/26), Xavien Howard 30-yard interception return vs. Denver (12/3).

MISCELLANEOUS TACKLES: Jarvis Landry 6, Kenny Stills 3, Julius Thomas 2, Jermon Bushrod 1, A.J. Derby 1, Kenyan Drake 1, Anthony Fasano 1, Ja'Wuan James 1, Ted Larsen 1, DeVante Parker 1, Mike Pouncey 1.

MISCELLANEOUS FORCED FUMBLES: None.

MISCELLANEOUS FUMBLE RECOVERIES: Jay Cutler 6, Jarvis Landry 2, Ja'Wuan James 1, Julius Thomas 1.



GAME-BY-GAME TEAM STATISTICS

2017 MIAMI DOLPHINS GAME-BY-GAME STATISTICS																			
GAME	SCORE				FIRST DOWNS				3RD DOWN		4TH DOWN		NET YARDS						
	PTS	OPP	DIFF	OT	TOT	RUSH	PASS	PEN	CON	ATT	CON	ATT	TOT	RUSH	PASS	TO	PEN	YDS	TOP
at L.A. Chargers	19	17	2	0	21	6	13	2	5	13	0	1	336	111	225	0	5	23	33:22
at N.Y. Jets	6	20	-14	0	16	0	12	4	1	12	0	3	225	30	195	2	8	51	23:52
NEW ORLEANS	0	20	-20	0	11	3	7	1	1	8	0	1	186	58	128	1	11	90	25:32
TENNESSEE	16	10	6	0	12	5	7	0	5	15	0	0	178	100	78	2	5	23	29:45
at Atlanta	20	17	3	0	20	7	10	3	5	12	2	3	289	138	151	1	4	42	34:24
NEW YORK	31	28	3	0	25	3	16	6	5	13	0	0	357	53	304	2	9	76	31:58
at Baltimore	0	40	-40	0	13	3	9	1	4	15	0	2	196	45	151	2	7	43	28:46
OAKLAND	24	27	-3	0	23	4	15	4	5	12	0	1	395	86	309	1	11	107	29:04
at Carolina	21	45	-24	0	17	3	12	2	7	12	0	1	313	100	213	1	7	57	24:21
TAMPA BAY	20	30	-10	0	18	1	15	2	6	13	0	1	448	83	365	5	17	123	28:11
at New England	17	35	-18	0	15	5	9	1	2	11	2	3	221	67	154	3	6	52	27:19
DENVER	35	9	26	0	15	4	10	1	4	15	0	0	367	145	222	3	7	85	34:22
NEW ENGLAND	27	20	7	0	21	6	13	2	4	14	1	1	362	120	242	0	8	102	36:09
at Buffalo	16	24	-8	0	21	7	13	1	5	16	1	2	349	100	249	3	7	60	32:25
at Kansas City	13	29	-16	0	15	4	11	0	0	8	0	2	345	59	286	2	11	75	22:07
BUFFALO																			
TOTALS	265	371	-106	0	263	61	172	30	59	189	6	21	4,567	1,295	3,272	28	123	1,009	29:26

2017 OPPONENTS GAME-BY-GAME STATISTICS																			
GAME	SCORE				FIRST DOWNS				3RD DOWN		4TH DOWN		NET YARDS						
	PTS	OPP	DIFF	OT	TOT	RUSH	PASS	PEN	CON	ATT	CON	ATT	TOT	RUSH	PASS	TO	PEN	YDS	TOP
at L.A. Chargers	17	19	-2	0	24	3	19	2	2	8	0	0	367	44	323	0	6	56	26:38
at N.Y. Jets	20	6	14	0	16	4	9	3	4	13	0	0	336	103	233	1	10	94	36:08
NEW ORLEANS	20	0	20	0	22	4	16	2	6	13	1	2	347	86	261	0	8	71	34:28
TENNESSEE	10	16	-6	0	14	3	9	2	2	13	0	0	188	69	119	2	11	77	30:15
at Atlanta	17	20	-3	0	19	5	13	1	6	11	0	1	339	100	239	1	6	73	25:36
NEW YORK	28	31	-3	0	16	4	10	2	4	11	0	0	272	92	180	2	12	124	28:02
at Baltimore	40	0	40	0	19	9	7	3	3	13	0	0	295	174	121	0	5	40	31:14
OAKLAND	27	24	3	0	20	4	14	2	8	15	0	0	379	84	295	2	10	105	30:56
at Carolina	45	21	24	0	30	12	16	2	11	14	0	0	548	294	254	0	6	37	35:39
TAMPA BAY	30	20	10	0	19	2	15	2	3	13	0	0	321	53	268	0	9	82	31:49
at New England	35	17	18	0	25	9	11	5	5	12	1	2	417	196	221	2	7	70	32:41
DENVER	9	35	-26	0	14	3	10	1	1	13	0	1	270	103	167	3	9	57	25:38
NEW ENGLAND	20	27	-7	0	14	2	9	3	0	11	0	0	248	25	223	2	9	78	23:51
at Buffalo	24	16	8	0	21	9	10	2	7	15	0	1	328	116	212	0	3	28	27:35
at Kansas City	29	13	16	0	23	7	12	4	8	16	0	1	404	103	301	0	5	40	37:53
BUFFALO																			
TOTALS	371	265	106	0	296	80	180	36	70	191	2	8	5,059	1,642	3,417	15	116	1,032	30:34



GAME-BY-GAME TEAM DEFENSIVE STATISTICS

2017 MIAMI DOLPHINS GAME-BY-GAME TEAM DEFENSIVE STATISTICS											
GAME	SOLO	ASST	TOT	SACKS	YDS	TFL	QBH	INT	PD	FF	FR
at L.A. Chargers	42	19	61	1.0	8.0	5	5	0	0	0	0
at N.Y. Jets	43	15	58	2.0	16.0	5	5	0	1	2	1
NEW ORLEANS	55	2	57	1.0	7.0	5	5	0	1	0	0
TENNESSEE	40	10	50	6.0	22.0	4	11	0	5	2	2
at Atlanta	38	11	49	2.0	9.0	5	5	1	4	0	0
NEW YORK	31	10	41	3.0	29.0	3	5	1	4	0	1
at Baltimore	37	20	57	0.0	0.0	3	3	0	2	0	0
OAKLAND	37	12	49	1.0	5.0	5	2	1	4	2	1
at Carolina	30	36	66	0.0	0.0	0	2	0	2	0	0
TAMPA BAY	39	14	53	1.0	7.0	6	6	0	5	0	0
at New England	42	27	69	1.0	6.0	5	8	1	2	1	1
DENVER	39	9	48	3.0	33.0	6	7	3	12	0	0
NEW ENGLAND	25	20	45	2.0	10.0	3	6	2	7	0	0
at Buffalo	41	16	57	2.0	12.0	9	5	0	2	0	0
at Kansas City	49	10	59	1.0	3.0	6	6	0	3	0	0
BUFFALO											
TOTALS	587	233	820	26.0	167.0	70	82	9	54	7	6

TURNOVER DIFFERENTIAL

2017 MIAMI DOLPHINS TURNOVERS							
GAME	TAKEAWAYS			GIVEAWAYS			DIFF
	INT	FUM	TOTAL	INT	FUM	TOTAL	
at L.A. Chargers	0	0	0	0	0	0	0
at N.Y. Jets	0	1	1	2	0	2	-1
NEW ORLEANS	0	0	0	1	0	1	-1
TENNESSEE	0	2	2	1	1	2	0
at Atlanta	1	0	1	1	0	1	0
N.Y. JETS	1	1	2	2	0	2	0
at Baltimore	0	0	0	2	0	2	-2
OAKLAND	1	1	2	0	1	1	1
at Carolina	0	0	0	1	0	1	-1
TAMPA BAY	0	0	0	3	2	5	-5
at New England	1	1	2	2	1	3	-1
DENVER	3	0	3	2	1	3	0
NEW ENGLAND	2	0	2	0	0	0	2
at Buffalo	0	0	0	3	0	3	-3
at Kansas City	0	0	0	0	2	2	-2
BUFFALO							
TOTAL	9	6	15	20	8	28	-13



SPECIAL TEAMS

2017 MIAMI DOLPHINS TEAM SPECIAL TEAMS STATISTICS								
GAME	SOLO	ASST	TOT	FF	FR	BFG	BPAT	BPNT
at L.A. Chargers	5	1	6	0	0	0	0	0
at N.Y. Jets	3	0	3	0	1	1	0	0
NEW ORLEANS	3	0	3	0	0	0	0	0
TENNESSEE	4	0	4	0	0	0	0	0
at Atlanta	1	2	3	0	0	0	0	0
NEW YORK	6	1	7	0	0	0	0	0
at Baltimore	3	0	3	0	0	1	0	0
OAKLAND	4	2	6	0	0	0	0	0
at Carolina	5	2	7	0	0	0	0	0
TAMPA BAY	1	2	3	0	1	0	0	0
at New England	5	1	6	1	0	0	0	0
DENVER	3	0	3	1	0	0	0	1
NEW ENGLAND	4	6	10	0	0	0	0	0
at Buffalo	2	2	4	0	0	0	0	0
at Kansas City	3	2	5	0	0	0	0	0
BUFFALO								
TOTALS	52	21	73	2	2	2	0	1

2017 MIAMI DOLPHINS INDIVIDUAL SPECIAL TEAMS STATISTICS								
PLAYER	SOLO	ASST	TOT	FF	FR	BFG	BPAT	BPNT
M. Thomas	7	4	11	0	0	0	0	0
M. Hull	8	1	9	0	0	0	0	0
S. Perry	6	3	9	0	0	0	0	0
A. Verner	5	2	7	0	0	0	0	0
C. Allen	5	0	5	1	0	0	0	0
K. Drake	4	1	5	0	0	0	0	0
T. Fede	4	1	5	0	0	0	0	1
W. Aikens	3	2	5	1	0	0	0	0
B. McCain	3	0	3	0	0	0	0	0
J. Lucas	1	2	3	0	0	0	0	0
J. Denney	1	1	2	0	0	0	0	0
D. Williams	1	1	2	0	0	0	0	0
M. Gray	1	0	1	0	0	0	0	0
N. Hewitt	1	0	1	0	0	0	0	0
J. Landry	1	0	1	0	0	0	0	0
C. Parkey	1	0	1	0	0	0	0	0
J. March-Lillard	0	1	1	0	0	0	0	0
T. McTyer	0	1	1	0	0	0	0	0
J. Grant	0	1	1	0	2	0	0	0
V. Taylor	0	0	0	0	0	2	0	0
TOTALS	52	21	73	2	2	2	0	1

2017 MIAMI DOLPHINS KICKOFF STATISTICS									
PLAYER	GP	KO	TB	PCT	YDS	AVG	RET	RET YDS	AVG START
C. Parkey	15	59	27	45.8%	3,782	64.1	32	626	22.8
TOTAL	15	59	27	45.8%	3,782	64.1	32	626	22.8



DRIVE PRODUCTION

2017 MIAMI DOLPHINS GAME-BY-GAME DRIVE PRODUCTION										
GAME	POSS	TD	FGM	FGA	PUNT	INT	FUM	DWNS	TIME	SAF
at L.A. Chargers	10	1	4	4	3	0	0	1	1	0
at N.Y. Jets	12	1	0	0	7	2	0	2	0	0
NEW ORLEANS	9	0	0	0	6	1	0	1	1	0
TENNESSEE	14	1	1	1	9	1	1	0	1	0
at Atlanta	9	2	2	2	2	1	0	1	1	0
NEW YORK	13	4	1	1	6	2	0	0	0	0
at Baltimore	14	0	0	1	8	2	0	2	1	0
OAKLAND	11	3	1	1	5	0	1	1	0	0
at Carolina	10	3	0	0	4	1	0	1	1	0
TAMPA BAY	12	2	2	2	2	3	1	1	1	0
at New England	11	1	1	1	5	2	1	1	0	0
DENVER	16	3	1	1	9	2	1	0	0	0
NEW ENGLAND	14	3	2	2	7	0	0	0	2	0
at Buffalo	12	1	3	3	4	3	0	0	1	0
at Kansas City	11	1	2	3	2	0	2	2	1	0
BUFFALO										
TOTALS	178	26	20	22	79	20	7	13	11	0

2017 OPPONENTS GAME-BY-GAME DRIVE PRODUCTION										
GAME	POSS	TD	FGM	FGA	PUNT	INT	FUM	DWNS	TIME	SAF
at L.A. Chargers	9	2	1	3	4	0	0	0	0	0
at N.Y. Jets	12	2	2	3	5	0	1	0	1	0
NEW ORLEANS	9	2	2	3	3	0	0	1	0	0
TENNESSEE	15	1	1	1	10	0	2	0	1	0
at Atlanta	9	2	1	2	3	1	0	1	0	0
NEW YORK	14	4	0	0	7	1	1	0	1	0
at Baltimore	12	3	2	3	5	0	0	0	1	0
OAKLAND	11	3	2	2	3	1	1	0	1	0
at Carolina	10	6	1	1	2	0	0	0	1	0
TAMPA BAY	12	2	3	4	6	0	0	0	0	0
at New England	13	5	0	0	3	1	1	1	2	0
DENVER	15	0	1	1	8	3	0	1	1	1
NEW ENGLAND	13	2	2	2	7	2	0	0	0	0
at Buffalo	11	3	1	1	5	0	0	1	1	0
at Kansas City	11	2	5	6	1	0	0	1	1	0
BUFFALO										
TOTALS	176	39	24	32	72	9	6	6	11	1



RED ZONE PRODUCTION

2017 MIAMI DOLPHINS GAME-BY-GAME RED ZONE PRODUCTION											
GAME	POSS	TD	FGM	FGA	INT	FUM	DWNS	TIME	RZ PLAYS	RZ RUSH	RZ PASS
at L.A. Chargers	3	0	3	3	0	0	0	0	11	4	7
at N.Y. Jets	1	1	0	0	0	0	0	0	3	1	2
NEW ORLEANS	1	0	0	0	1	0	0	0	1	0	1
TENNESSEE	1	1	0	0	0	0	0	0	4	2	2
at Atlanta	3	2	1	1	0	0	0	0	8	4	4
NEW YORK	3	3	0	0	0	0	0	0	6	1	5
at Baltimore	0	0	0	0	0	0	0	0	0	0	0
OAKLAND	3	3	0	0	0	0	0	0	5	0	5
at Carolina	2	2	0	0	0	0	0	0	7	1	6
TAMPA BAY	4	1	2	2	1	0	0	0	12	3	9
at New England	3	1	1	1	1	0	0	0	6	0	6
DENVER	2	1	1	1	0	0	0	0	3	1	2
NEW ENGLAND	3	2	1	1	0	0	0	0	9	1	8
at Buffalo	3	1	2	2	0	0	0	0	12	5	7
at Kansas City	2	0	1	2	0	0	0	0	5	2	3
BUFFALO											
TOTALS	34	18	12	13	3	0	0	0	92	25	67

2017 OPPONENT GAME-BY-GAME RED ZONE PRODUCTION											
GAME	POSS	TD	FGM	FGA	INT	FUM	DWNS	TIME	RZ PLAYS	RZ RUSH	RZ PASS
at L.A. Chargers	3	2	0	1	0	0	0	0	7	2	5
at N.Y. Jets	2	1	1	1	0	0	0	0	6	4	2
NEW ORLEANS	4	2	1	2	0	0	0	0	12	5	7
TENNESSEE	1	1	0	0	0	0	0	0	2	1	1
at Atlanta	1	1	0	0	0	0	0	0	4	3	1
NEW YORK	3	3	0	0	0	0	0	0	6	4	2
at Baltimore	2	2	0	0	0	0	0	0	6	5	1
OAKLAND	2	1	1	1	0	0	0	0	4	2	2
at Carolina	4	4	0	0	0	0	0	0	11	7	4
TAMPA BAY	5	2	3	3	0	0	0	0	9	5	4
at New England	5	5	0	0	0	0	0	0	10	6	4
DENVER	2	0	1	1	0	0	0	1	4	1	3
NEW ENGLAND	3	2	1	1	0	0	0	0	6	1	5
at Buffalo	4	3	1	1	0	0	0	0	7	4	3
at Kansas City	7	2	4	4	0	0	1	0	18	8	10
BUFFALO											
TOTALS	48	31	13	15	0	0	1	1	112	58	54



PENALTIES

2017 GAME-BY-GAME PENALTIES						
GAME	MIAMI			OPPONENTS		
	PEN	YDS	1DWNS	PEN	YDS	1DWNS
at L.A. Chargers	5	23	2	6	56	2
at N.Y. Jets	8	51	3	10	94	4
NEW ORLEANS	11	90	2	8	71	1
TENNESSEE	5	23	2	11	77	0
at Atlanta	4	42	1	6	73	3
NEW YORK	9	76	2	12	124	6
at Baltimore	7	43	3	5	40	1
OAKLAND	11	107	2	10	105	4
at Carolina	7	57	2	6	37	2
TAMPA BAY	17	123	2	9	82	2
at New England	6	52	1	7	70	5
DENVER	7	85	1	9	57	1
NEW ENGLAND	8	102	3	9	78	2
at Buffalo	7	60	2	3	28	1
at Kansas City	11	75	4	5	40	0
BUFFALO						
TOTALS	123	1,009	32	116	1,032	34



REPLAY REVIEWS

2017 REPLAY CHALLENGES BY DOLPHINS		
GAME	INITIAL RULING	RULING
L.A. CHARGERS (9/17)	J.Cutler pass incomplete deep right to D.Parker (K. Emanuel). Miami challenged the incomplete pass ruling.	Upheld
N.Y. JETS (10/22)	J.Cutler pass incomplete deep right to K.Stills [D.Bass]. Miami challenged the pass completion ruling.	Reversed
TAMPA BAY (11/19)	R.Fitzpatrick sacked at TB 1 for -7 yards (J.Phillips). Miami challenged the runner was down by contact ruling.	Upheld

2017 REPLAY CHALLENGES BY OPPONENT		
GAME	INITIAL RULING	RULING
N.Y. JETS (9/24)	J. Cutler pass short left to K. Stills. NY Jets challenged the pass completion ruling.	Upheld
KANSAS CITY (12/24)	A.Smith pass incomplete short right to T.Hill. Kansas City challenged the incomplete pass ruling.	Upheld

2017 REVIEWS BY REPLAY ASSISTANT		
GAME	INITIAL RULING	RULING
N.Y. JETS (9/24)	B. Powell left end for 1 yard, TOUCHDOWN. Replay Official reviewed the runner broke the plane ruling.	Upheld
NEW ORLEANS (10/1)	J.Cutler pass short left to K.Stills to MIA 11 for 5 yards (M.Lattimore). FUMBLES (M.Lattimore), ball out of bounds at MIA 11. The Replay Official reviewed the loose ball recovery ruling.	Reversed
TENNESSEE (10/8)	M.Cassel sacked at TEN 24 for -7 yards (K.Alonso). FUMBLES (K.Alonso), RECOVERED by MIA-R.Jones at TEN 38. R.Jones for 38 yards, TOUCHDOWN. The Replay Official reviewed the fumble ruling.	Upheld
ATLANTA (10/15)	T. Coleman left guard for 6 yards, TOUCHDOWN. The Replay Official reviewed the runner broke the plane ruling.	Upheld
N.Y. JETS (10/22)	B.Powell right tackle to NYJ 12 for no gain (R.Jones). FUMBLES (R.Jones), RECOVERED by MIA-K.Alonso at NYJ 13. K.Alonso to NYJ 13 for no gain (K.Beachum). The Replay Official reviewed the fumble ruling.	Reversed
OAKLAND (11/5)	J.Cutler pass deep right to D.Parker ran ob at OAK 15 for 26 yards. The Replay Official reviewed the incomplete pass ruling.	Reversed
CAROLINA (11/13)	C.Newton pass deep middle intended for R.Shepard INTERCEPTED by T.McDonald at MIA 3. T.McDonald to MIA 4 for 1 yard (C.Samuel). The Replay Official reviewed the pass interception ruling.	Reversed
TAMPA BAY (11/19)	J.Cutler pass short left to J.Landry to MIA 37 for 7 yards (R.Smith). FUMBLES (R.Smith), RECOVERED by TB-R.Smith at MIA 37. R.Smith to MIA 37 for no gain (J.Landry). The Replay Official reviewed the fumble ruling.	Upheld
NEW ENGLAND (11/26)	R.Burkhead left tackle for 2 yards, TOUCHDOWN. The Replay Official reviewed the runner broke the plane ruling.	Upheld
NEW ENGLAND (11/26)	T.Brady pass deep middle intended for D.Amendola INTERCEPTED by B.McCain at MIA 35. B.McCain to MIA 35 for no gain (D.Amendola). The Replay Official reviewed the pass interception ruling.	Upheld
DENVER (12/3)	J.Cutler pass deep right intended for K.Stills INTERCEPTED by C.Harris at DEN 35. C.Harris pushed ob at DEN 48 for 13 yards (K.Drake). The Replay Official reviewed the pass interception ruling.	Upheld
NEW ENGLAND (12/11)	T.Brady pass deep right to D.Amendola to MIA 1 for 23 yards (K.Alonso). The Replay Official reviewed the short of the line to gain ruling.	Upheld
KANSAS CITY (12/24)	J.Cutler pass short right to J.Landry to KC 45 for 8 yards (D.Johnson). FUMBLES (D.Johnson), RECOVERED by KC M.Peters at KC 45. M.Peters pushed ob at KC 45 for no gain (A.Derby). The Replay Official reviewed the fumble ruling.	Upheld



THIRD AND FOURTH DOWNS

2017 GAME-BY-GAME THIRD DOWNS						
GAME	MIAMI			OPPONENTS		
	MADE	ATT	PCT	MADE	ATT	PCT
at L.A. Chargers	5	13	38.5	2	8	25.0
at N.Y. Jets	1	12	8.3	4	13	30.8
NEW ORLEANS	1	8	12.5	6	13	46.2
TENNESSEE	5	15	33.3	2	13	15.4
at Atlanta	5	12	41.7	6	11	54.5
NEW YORK	5	13	38.5	4	11	36.4
at Baltimore	4	15	26.7	3	13	23.1
OAKLAND	5	12	41.7	8	15	53.3
at Carolina	7	12	58.3	11	14	78.6
TAMPA BAY	6	13	46.2	3	13	23.1
at New England	2	11	18.2	5	12	41.7
DENVER	4	15	26.7	1	13	7.7
NEW ENGLAND	4	14	28.6	0	11	0.0
at Buffalo	5	16	31.3	7	15	46.7
at Kansas City	0	8	0.0	8	16	50.0
BUFFALO						
TOTALS	59	189	31.2	70	191	36.6

2017 GAME-BY-GAME FOURTH DOWNS						
GAME	MIAMI			OPPONENTS		
	MADE	ATT	PCT	MADE	ATT	PCT
at L.A. Chargers	0	1	0.0	0	0	0.0
at N.Y. Jets	0	3	0.0	0	0	0.0
NEW ORLEANS	0	1	0.0	1	2	50.0
TENNESSEE	0	0	0.0	0	0	0.0
at Atlanta	2	3	66.7	0	1	0.0
NEW YORK	0	0	0.0	0	0	0.0
at Baltimore	0	2	0.0	0	0	0.0
OAKLAND	0	1	0.0	0	0	0.0
at Carolina	0	1	0.0	0	0	0.0
TAMPA BAY	0	1	0.0	0	0	0.0
at New England	2	3	66.7	1	2	50.0
DENVER	0	0	0.0	0	1	0.0
NEW ENGLAND	1	1	100.0	0	0	0.0
at Buffalo	1	2	50.0	0	1	0.0
at Kansas City	0	2	0.0	0	1	0.0
BUFFALO						
TOTALS	6	21	28.6	2	8	25.0



QUARTER-BY-QUARTER SCORING

2017 QUARTER-BY-QUARTER SCORING													
GAME	W/L	MIAMI						OPPONENTS					
		1Q	2Q	3Q	4Q	OT	TOT	1Q	2Q	3Q	4Q	OT	TOT
at L.A. Chargers	W	3	0	10	6	–	19	0	10	7	0	–	17
at N.Y. Jets	L	0	0	0	6	–	6	0	10	10	0	–	20
NEW ORLEANS	L	0	0	0	0	–	0	0	3	7	10	–	20
TENNESSEE	W	10	0	0	6	–	16	0	3	7	0	–	10
at Atlanta	W	0	0	14	6	–	20	10	7	0	0	–	17
NEW YORK	W	7	7	0	17	–	31	14	7	7	0	–	28
at Baltimore	L	0	0	0	0	–	0	7	13	0	20	–	40
OAKLAND	L	0	9	7	8	–	24	3	10	7	7	–	27
at Carolina	L	0	7	7	7	–	21	3	14	21	7	–	45
TAMPA BAY	L	7	0	6	7	–	20	3	17	0	10	–	30
at New England	L	0	10	0	7	–	17	14	7	7	7	–	35
DENVER	W	2	14	10	9	–	35	0	3	6	0	–	9
NEW ENGLAND	W	6	7	14	0	–	27	0	10	0	10	–	20
at Buffalo	L	3	3	0	10	–	16	7	14	3	0	–	24
at Kansas City	L	3	10	0	0	–	13	3	17	3	6	–	29
BUFFALO													
TOTALS	6-9	41	67	68	89	0	265	64	145	85	77	0	371

LONGEST DRIVES

2017 MIAMI DOLPHINS LONGEST DRIVES		
PLAYS	NET YARDS	TIME
17 (at Buffalo, 12/17)	90 (vs. Tampa Bay, 11/19)	8:43 (at Atlanta, 10/15)

2017 OPPONENTS LONGEST DRIVES		
PLAYS	NET YARDS	TIME
14 (vs. New Orleans, 10/1)	90 (at Atlanta, 10/15)	7:29 (vs. Oakland, 11/5)

INACTIVES

2017 MIAMI DOLPHINS GAME-BY-GAME INACTIVES							
at L.A. Chargers	Tankersley	McTyer	Mauluga	Asiata	E. Smith	Young	Timmons
at N.Y. Jets	Tankersley	McTyer	Mauluga	Asiata	E. Smith	Young	Phillips
NEW ORLEANS	McTyer	Maxwell	Mauluga	Asiata	E. Smith	Young	Phillips
TENNESSEE	M. Smith	McTyer	Maxwell	Anthony	Asiata	Young	Phillips
at Atlanta	Parker	M. Smith	McTyer	Maxwell	Anthony	Asiata	Young
NEW YORK	Parker	M. Smith	Maxwell	Anthony	Asiata	Young	Taylor
at Baltimore	Cutler	Parker	M. Smith	Anthony	Branch	Steen	Asiata
OAKLAND	Fales	Anthony	Larsen	Asiata	Scott	Taylor	–
at Carolina	Fales	Lucas	McTyer	Anthony	Asiata	Sterup	Scott
TAMPA BAY	Fales	Lucas	McTyer	D. Smith	Asiata	Sterup	Carroo
at New England	Cutler	M. Smith	McTyer	Asiata	Bushrod	Scott	Hayes
DENVER	Moore	Williams	McTyer	Godchaux	Asiata	Bushrod	Derby
NEW ENGLAND	Moore	Williams	Tankersley	Asiata	Bushrod	Malveaux	Derby
at Buffalo	Moore	Williams	Tankersley	M. Thomas	Branch	Asiata	Bushrod
at Kansas City	Moore	Williams	Tankersley	M. Thomas	Asiata	E. Smith	Duarte
BUFFALO							



STARTERS

2017 MIAMI DOLPHINS GAME-BY-GAME OFFENSE STARTERS											
GAME	WR	LT	LG	C	RG	RT	TE	WR	QB	RB	WR
at L.A. Chargers	Stills	Tunsil	Steen	Pouncey	Bushrod	James	J. Thomas	Parker	Cutler	Ajayi	Landry
at N.Y. Jets	Stills	Tunsil	Steen	Pouncey	Bushrod	James	J. Thomas	Parker	Cutler	Ajayi	Landry
NEW ORLEANS	Stills	Tunsil	Steen	Pouncey	Bushrod	James	J. Thomas	Parker	Cutler	Ajayi	Landry
TENNESSEE	Stills	Tunsil	Steen	Pouncey	Bushrod	James	Fasano	Parker	Cutler	Ajayi	Landry
at Atlanta	Stills	Tunsil	Steen	Pouncey	Bushrod	James	J. Thomas	Fasano (TE)	Cutler	Ajayi	Landry
NEW YORK	Stills	Tunsil	Steen	Pouncey	Bushrod	James	J. Thomas	Fasano (TE)	Cutler	Ajayi	Landry
at Baltimore	Stills	Tunsil	Davis	Pouncey	Bushrod	James	J. Thomas	Fasano (TE)	Moore	Ajayi	Landry
OAKLAND	Stills	Tunsil	Davis	Pouncey	Bushrod	James	J. Thomas	Fasano (TE)	Cutler	Williams	Landry
at Carolina	Stills	Tunsil	Larsen	Pouncey	Bushrod	Davis	J. Thomas	Parker	Cutler	Williams	Landry
TAMPA BAY	Stills	Tunsil	Larsen	Pouncey	Bushrod	Davis	J. Thomas	Parker	Cutler	Williams	Landry
at New England	Stills	Tunsil	Larsen	Pouncey	Davis	Young	Drake (RB)	Parker	Moore	Williams	Landry
DENVER	Stills	Tunsil	Larsen	Pouncey	Davis	Young	J. Thomas	Parker	Cutler	Drake	Landry
NEW ENGLAND	Stills	Tunsil	Larsen	Pouncey	Davis	Young	J. Thomas	Parker	Cutler	Drake	Landry
at Buffalo	Stills	Tunsil	Larsen	Pouncey	Davis	Young	J. Thomas	Parker	Cutler	Drake	Landry
at Kansas City	Stills	Tunsil	Larsen	Pouncey	Davis	Young	Fasano	Parker	Cutler	Drake	Landry
BUFFALO											

2017 MIAMI DOLPHINS GAME-BY-GAME DEFENSE STARTERS											
GAME	DE	DT	DT	DE	LB	LB	LB	CB	CB	S	S
at L.A. Chargers	Branch	Suh	Phillips	Wake	Alonso	Hull	C. Allen	Maxwell	Howard	Jones	N. Allen
at N.Y. Jets	Branch	Suh	Godchaux	Wake	Alonso	Hull	McCain (CB)	Maxwell	Howard	Jones	N. Allen
NEW ORLEANS	Branch	Suh	Godchaux	Wake	Alonso	Hull	Timmons	Tankersley	Howard	Jones	N. Allen
TENNESSEE	Branch	Suh	Godchaux	Wake	Alonso	Mauauluga	Timmons	Tankersley	Howard	Jones	N. Allen
at Atlanta	Branch	Suh	Phillips	Wake	Alonso	Mauauluga	Timmons	Tankersley	Howard	Jones	N. Allen
NEW YORK	Branch	Suh	Phillips	Wake	Alonso	Timmons	McCain (CB)	Tankersley	Howard	Jones	N. Allen
at Baltimore	Harris	Suh	Godchaux	Wake	Alonso	Mauauluga	Timmons	Tankersley	Howard	Jones	N. Allen
OAKLAND	Branch	Suh	Godchaux	Wake	Alonso	Mauauluga	Timmons	Tankersley	Howard	Jones	M. Thomas
at Carolina	Branch	Suh	Phillips	Wake	Alonso	Timmons	McCain (CB)	Tankersley	Howard	Jones	McDonald
TAMPA BAY	Branch	Suh	Phillips	Wake	Alonso	C. Allen	Timmons	Tankersley	Howard	Jones	McDonald
at New England	Branch	Suh	Phillips	Wake	Alonso	M. Thomas (S)	Timmons	Tankersley	Howard	Jones	McDonald
DENVER	Branch	Suh	Phillips	Wake	Alonso	McCain (CB)	Timmons	Tankersley	Howard	Jones	McDonald
NEW ENGLAND	Branch	Suh	Phillips	Wake	Alonso	Verner (CB)	Timmons	McCain	Howard	Jones	McDonald
at Buffalo	Harris	Suh	Phillips	Wake	Alonso	C. Allen	Timmons	McCain	Howard	Jones	McDonald
at Kansas City	Branch	Suh	Phillips	Wake	Alonso	McCain (CB)	Timmons	Verner	Howard	Jones	McDonald
BUFFALO											



THE LAST TIME IT HAPPENED

THE LAST TIME (TEAM)		
BY DOLPHINS		BY OPPONENT
34-31, at Buffalo, 12/24/16	WON IN OVERTIME	21-24, at Arizona, 9/30/12
31-28, vs. N.Y. Jets, 10/22/17	WON BY SCORING IN THE LAST 2 MINUTES	30-20, vs. Tampa Bay, 11/19/17
34-31, at Buffalo, 12/24/16	TIED BY SCORING IN THE LAST 2 MINUTES	21-24, at Arizona, 9/30/12
37-0, vs. San Diego, 11/2/14	SHUTOUT AN OPPONENT	0-40, at Baltimore, 10/26/17
35-9, vs. Denver, 12/3/17	WON BY 20+ POINTS	21-45, at Carolina, 11/13/17
24-23, vs. Buffalo, 12/4/05	WON AFTER TRAILING BY 20+ POINTS	34-46, vs. New Orleans, 10/25/09
38-10, at Tennessee, 10/18/15	HELD A 28+ POINT LEAD	21-45, at Carolina, 11/13/17
35-9, vs. Denver, 12/3/17	HELD A 21+ POINT LEAD	21-45, at Carolina, 11/13/17
21 (third quarter), at N.Y. Jets, 12/17/16	SCORED 20+ POINTS IN A QUARTER	21 (third quarter), at Carolina, 11/13/17
20 (second half), at Atlanta, 10/15/17	SCORED 20+ POINTS IN A HALF	20 (first half), at Kansas City, 12/24/17
22-9, vs. Buffalo, 11/13/14	HELD OPPONENT WITHOUT A TD	0-40, at Baltimore, 10/26/17
3 offense & 1 defense, vs. Denver, 12/3/17	SCORED TD ON OFFENSE AND DEFENSE	3 offense & 2 defense, at Baltimore, 10/26/17
1 offense, 1 defense, 2 special teams, at N.Y. Jets, 11/1/09	SCORED TD ON OFFENSE, DEFENSE & SPECIAL TEAMS	2 offense, 1 defense & 2 special teams, at New England, 10/4/10
Twice vs. Denver, 12/3/17	SCORED SAFETY	vs. Indianapolis, 12/26/15



THE LAST TIME IT HAPPENED

THE LAST TIME (OFFENSE)		
BY DOLPHINS		BY OPPONENT
Has never happened	600+ NET YARDS OF OFFENSE	622, vs. New England, 9/12/11
503, vs. Houston, 10/25/15	500+ NET YARDS OF OFFENSE	548, at Carolina, 11/13/17
448, vs. Tampa Bay, 11/19/17	400+ NET YARDS OF OFFENSE	404, at Kansas City, 12/24/17
315, vs. Baltimore, 11/11/73	300+ NET RUSHING YARDS	305, at Pittsburgh, 12/18/88
261, at Buffalo, 12/24/16	200+ NET RUSHING YARDS	294, at Carolina, 11/13/17
206, Jay Ajayi, at Buffalo, 12/24/16	200-YARD RUSHING GAME	203, Rueben Mayes, vs. New Orleans, 12/7/86
206, Jay Ajayi, at Buffalo, 12/24/16	150-YARD RUSHING GAME	166, Chris Ivory, vs. N.Y. Jets, 10/4/15
114, Kenyan Drake, vs. New England, 12/11/17	100-YARD RUSHING GAME	112, Dion Lewis, at New England, 11/26/17
Mercury Morris (125) and Don Nottingham (102), at Green Bay, 10/5/75	TWO 100-YARD RUSHERS	LeSean McCoy (112) and Karlos Williams (110), at Buffalo, 11/8/15
Kenyan Drake, 120, vs. Denver, 12/3/17, 114, vs. New England, 12/11/17	CONSECUTIVE 100-YARD RUSHING GAMES	C.J. Anderson, 167, at Denver, 11/23/14 and Chris Johnson, 105, at N.Y. Jets, 12/1/14
Jay Ajayi (206) and Damien Williams (56), at Buffalo, 12/24/16	COMBINED 200-YARDS RUSHING BY 2 PLAYERS	Jonathan Stewart (110) and Cam Newton (95), at Carolina, 11/13/17
32, Jay Ajayi, at Buffalo, 12/24/16	30+ CARRIES	32, Knile Davis, vs. Kansas City, 9/21/14
25, Kenyan Drake, vs. New England, 12/11/17	25+ CARRIES	29, Kareem Hunt, at Kansas City, 12/24/17
85t, Lamar Miller, vs. Houston, 10/25/15	80+ YARD RUSHING PLAY	Has never happened
69, Damien Williams, vs. Tampa Bay, 11/19/17	60+ YARD RUSHING PLAY	69, Cam Newton, at Carolina, 11/13/17
42t, Kenyan Drake, vs. Denver, 12/3/17	40+ YARD RUSHING PLAY	69, Cam Newton, at Carolina, 11/13/17 43, Cameron Artis-Payne, at Carolina, 11/13/17
2, Jay Ajayi, vs. Pittsburgh, 10/16/16	2+ RUSHING TOUCHDOWNS	2, Marshawn Lynch, vs. Oakland, 11/5/17
442, at Cincinnati, 10/1/95	400+ NET PASSING YARDS (TEAM)	419, at Indianapolis, 11/4/12
365, vs. Tampa Bay, 11/19/17	300+ NET PASSING YARDS (TEAM)	301, at Kansas City, 12/24/17
58, Ryan Tannehill, at N.Y. Jets, 11/29/15	50+ PASS ATTEMPTS	56, Tom Brady, vs. New England, 9/7/14
49, Jay Cutler, at Buffalo, 12/17/17	40+ PASS ATTEMPTS	43, Tom Brady, vs. New England, 12/11/17
34, Jay Cutler, vs. Oakland, 11/5/17	30+ COMPLETIONS	31, Philip Rivers, at L.A. Chargers, 9/17/17
28, Jay Cutler, at Buffalo, 12/17/17	25+ COMPLETIONS	25, Alex Smith, at Kansas City, 12/24/17
at Kansas City, 12/24/17	NO SACKS ALLOWED	at Carolina, 11/13/17



THE LAST TIME IT HAPPENED

THE LAST TIME (OFFENSE)		
BY DOLPHINS		BY OPPONENT
158.3, Ryan Tannehill, at Houston, 10/25/15	PERFECT PASSER RATING (158.3) <i>(MIN. 20 ATTEMPTS)</i>	158.3, Geno Smith, vs. N.Y. Jets, 12/28/14
311, Jay Cutler, vs. Oakland, 11/5/17	300+ YARD PASSER	304, Alex Smith, at Kansas City, 12/24/17
Ryan Tannehill, 389, at New England, 9/18/16 and 319, vs. Cleveland, 9/25/16	CONSECUTIVE 300+ YARD PASSING GAMES	Philip Rivers, 331, at San Diego, 12/14/15 and Eli Manning, 337, vs. N.Y. Giants, 12/20/15
4, Matt Moore, at N.Y. Jets, 12/17/16	4+ TD PASSES	4, Tom Brady, at New England, 11/26/17
3, Jay Cutler, vs. New England, 12/11/17	3+ TD PASSES	4, Tom Brady, at New England, 11/26/17
15, Chris Chambers, vs. Buffalo, 12/4/05	15+ RECEPTIONS	15, Isaac Bruce, at St. Louis, 12/24/95
10, Jarvis Landry, at Buffalo, 12/17/17	10+ RECEPTIONS	10, Alvin Kamara, vs. New Orleans, 10/1/17
253, Brian Hartline, at Arizona, 9/30/12	200-YARD RECEIVER	221, Eric Decker, vs. N.Y. Jets, 12/28/14
180, Kenny Stills, vs. Tampa Bay, 11/19/17	150-YARD RECEIVER	151, Julian Edelman, vs. New England, 1/1/17
107, Jakeem Grant, at Kansas City, 12/24/17	100-YARD RECEIVER	109, Tyreek Hill, at Kansas City, 12/24/17
Jarvis Landry (137) and DeVante Parker (106) at New England, 9/18/16	TWO 100-YARD RECEIVERS IN SAME GAME	Calvin Johnson (113) and Golden Tate (109) at Detroit, 11/9/14
Jarvis Landry, 103, vs. Arizona, 12/11/16 and 108, at N.Y. Jets, 12/17/16	CONSECUTIVE 100-YARD RECEIVING GAMES	Sammy Watkins, 154, at Buffalo, 12/24/16, Julian Edelman, 151, vs. New England, 1/1/17, Keenan Allen, 100, at L.A. Chargers, 9/17/17
Jakeem Grant, 101 (first half), at Kansas City, 12/24/17	100-YARDS RECEIVING IN A HALF	Jared Cook, 113 (first half), vs. Oakland, 11/5/17
Has never happened	90+ YARD PASSING PLAY	99t, Tom Brady to Wes Welker, vs. New England, 9/12/11
80, Ryan Tannehill to Brian Hartline, at Arizona, 9/30/12	80+ YARD PASSING PLAY	84, Eli Manning to Odell Beckham Jr., vs. N.Y. Giants, 12/14/15
65t, Jay Cutler to Jakeem Grant, at Kansas City, 12/24/17	60+ YARD PASSING PLAY	69, Josh McCown to Robby Anderson, at N.Y. Jets, 9/24/17
65t, Jay Cutler to Jakeem Grant, at Kansas City, 12/24/17	50+ YARD PASSING PLAY	52, Alex Smith to Tyreek Hill, at Kansas City, 12/24/17
65t, Jay Cutler to Jakeem Grant, at Kansas City, 12/24/17	40+ YARD PASSING PLAY	52, Alex Smith to Tyreek Hill, at Kansas City, 12/24/17
3, Lamar Thomas, vs. Denver, 12/21/98	3+ TD RECEPTIONS	3, Danny Woodhead, at San Diego, 12/20/15
2, Jarvis Landry, vs. New England, 12/11/17	2+ TD RECEPTIONS	2, Rob Gronkowski, at New England, 11/26/17
Kenyan Drake (114 rushing and 79 receiving), vs. New England, 12/11/17	LED TEAM IN RUSHING & RECEIVING IN SAME GAME	C.J. Anderson (67 rushing and 43 receiving), vs. Denver, 12/3/17
Jay Ajayi (214 rushing) and Kenny Stills (100 receiving) vs. Buffalo, 10/23/16	100-YARD RUSHER & 100-YARD RECEIVER IN SAME GAME	LeSean McCoy (128 rushing) and Sammy Watkins (154 receiving) at Buffalo, 12/24/16
Dan Marino (307 passing), Mark Higgs (131 rushing) and Tony Martin (106 receiving) vs. Tampa Bay, 12/1/91	100-YARD RUSHER, 100-YARD RECEIVER & 300-YARD PASSER IN SAME GAME	Tyrod Taylor (329 passing), LeSean McCoy (128 rushing), Sammy Watkins (154 receiving), at Buffalo, 12/24/16
Damien Williams (1 rushing, 1 receiving), at San Diego, 11/13/16	1+ RUSHING TD & 1+ RECEIVING TD IN SAME GAME	LeSean McCoy (1 rushing, 1 receiving), at Buffalo, 12/17/17



THE LAST TIME IT HAPPENED

THE LAST TIME (OFFENSE)		
BY DOLPHINS		BY OPPONENT
Ryan Tannehill (3 passing, 1 rushing), at Denver, 11/23/14	1+ PASSING TD & 1+ RUSHING TD IN SAME GAME	Tyrod Taylor (1 passing, 1 rushing), at Buffalo, 12/17/17
vs. New England, 12/11/17	NO TURNOVERS	at Kansas City, 12/24/17
vs. N.Y. Jets, 10/22/17	TD SCORED ON FIRST DRIVE	at Buffalo, 12/17/17
Kenyan Drake, vs. Oakland, 11/5/17	SUCCESSFUL 2-POINT CONVERSION	Tom Brady to Julian Edelman, vs. New England, 1/1/17
at Baltimore, 12/4/16	FAILED 2-POINT CONVERSION	vs. Denver, 12/3/17



THE LAST TIME IT HAPPENED

THE LAST TIME (DEFENSE)		
BY DOLPHINS		BY OPPONENT
76, vs. Buffalo, 10/21/73	HELD OPPONENT UNDER 100 YARDS OF TOTAL OFFENSE	88, at New England, 10/12/80
118, vs. Buffalo, 9/21/03	HELD OPPONENT UNDER 150 YARDS OF TOTAL OFFENSE	103, at Buffalo, 12/22/13
188, vs. Tennessee, 10/8/17	HELD OPPONENT UNDER 200 YARDS OF TOTAL OFFENSE	196, at Baltimore, 10/26/17
248, vs. New England, 12/11/17	HELD OPPONENT UNDER 300 YARDS OF TOTAL OFFENSE	221, at New England, 11/26/17
25, vs. New England, 12/11/17	HELD OPPONENT UNDER 30 YARDS RUSHING	12, at N.Y. Jets, 11/29/15
25, vs. New England, 12/11/17	HELD OPPONENT UNDER 50 YARDS RUSHING	45, at Baltimore, 10/26/17
25, vs. New England, 12/11/17	HELD OPPONENT UNDER 75 YARDS RUSHING	59, at Kansas City, 12/24/17
25, vs. New England, 12/11/17	HELD OPPONENT UNDER 100 YARDS RUSHING	59, at Kansas City, 12/24/17
49, at N.Y. Jets, 12/1/14	HELD OPPONENT UNDER 100 YARDS NET PASSING	78, vs. Tennessee, 10/8/17
125, vs. Arizona, 12/11/16	HELD OPPONENT UNDER 150 YARDS NET PASSING	78, vs. Tennessee, 10/8/17
Louis Delmas (81) and Brent Grimes (22), at Jacksonville, 10/26/14	2+ INTERCEPTION RETURNS FOR TOUCHDOWNS BY TEAM IN SAME GAME	Darren Sharper (42) and Tracy Porter (54), vs. New Orleans, 10/25/09
30t, Xavien Howard, vs. Denver, 12/3/17	INTERCEPTION RETURN FOR A TD	65t, Justin Simmons, vs. Denver, 12/3/17
3, Sam Madison, vs. Tennessee, 11/7/99	3+ INTERCEPTIONS	3, Nate Clements, at Buffalo, 10/20/02
2, Xavien Howard, vs. New England, 12/11/17	2+ INTERCEPTIONS	2, Preston Brown, vs. Buffalo, 9/27/15
8, at Arizona, 9/30/12	7+ SACKS BY TEAM	7, at New England, 11/26/17
6, vs. Tennessee, 10/8/17	6+ SACKS BY TEAM	7, at New England, 11/26/17
6, vs. Tennessee, 10/8/17	5+ SACKS BY TEAM	7, at New England, 11/26/17
4, Cameron Wake, at Tennessee, 10/18/15	4+ SACKS	Has never happened
4, Cameron Wake, at Tennessee, 10/18/15	3+ SACKS	3.5, Elvis Dumervil, vs. Baltimore, 12/7/14
2.5, Cameron Wake, vs. N.Y. Jets, 10/22/17	2+ SACKS	2, Trey Flowers and Elandon Roberts, at New England, 11/26/17
14t, Reshad Jones, at New England, 11/26/17	FUMBLE RECOVERED FOR TOUCHDOWN	0t, Adarius Glanton, vs. Tampa Bay, 11/19/17



THE LAST TIME IT HAPPENED

THE LAST TIME (SPECIAL TEAMS)		
BY DOLPHINS		BY OPPONENT
96t, Kenyan Drake, vs. N.Y. Jets, 11/6/16	KICKOFF RETURN FOR A TD	102t, C.J. Spiller, at Buffalo, 9/14/14
94t, Mercury Morris, at New England, 12/5/71	KICKOFF RETURN FOR A TD ON OPENING KICKOFF	101t, Jacoby Ford, at Oakland, 11/28/10
78, Kenyan Drake, vs. San Francisco, 11/27/16	50+ YARD KICKOFF RETURN	87, Chris Owusu, vs. N.Y. Jets, 12/28/14
74t, Jakeem Grant, vs. Tennessee, 10/9/16	PUNT RETURN FOR A TD	79t, Leodis McKelvin, at Buffalo, 11/15/12
74t, Jakeem Grant, vs. Tennessee, 10/9/16	50+ YARD PUNT RETURN	57, Jeremy Kerley, at N.Y. Jets, 11/29/15
Walt Aikens, at N.Y. Jets, 12/17/16	BLOCKED PUNT RECOVERED FOR A TD	Chris Burkett, vs. N.Y. Jets, 9/29/91
Terrence Fede, vs. Denver, 12/3/17	BLOCKED PUNT	Boobie Dixon, at Buffalo, 9/14/14
Walt Aikens return of blocked PAT, vs. Arizona, 12/11/16	DEFENSIVE 2-POINT CONVERSION ON PAT	Has never happened
Jordan Phillips, vs. Arizona, 12/11/16	BLOCKED PAT	Donald Penn, vs. Tampa Bay, 11/15/09
Cody Parkey, vs. Oakland, 11/5/17	MISSED (NOT BLOCKED) PAT	Chandler Catanzaro, at Arizona, 12/11/16
Vincent Taylor, at Baltimore, 10/26/17	BLOCKED FIELD GOAL	Daniel McCullers, vs. Pittsburgh, 10/16/16
47t, Curtis Johnson, vs. Green Bay, 12/19/71	BLOCKED FIELD GOAL RETURNED FOR TD	62t, Kyle Arrington, vs. New England, 12/14/14
6, Dan Carpenter, at Oakland, 11/28/10	6+ FIELD GOALS ATTEMPTED	6, Harrison Butker, at Kansas City, 12/24/17
5, Andrew Franks, vs. Pittsburgh, 10/16/16	5+ FIELD GOALS ATTEMPTED	6, Harrison Butker, at Kansas City, 12/24/17
4, Cody Parkey, at L.A. Chargers, 9/17/17	4+ FIELD GOALS ATTEMPTED	6, Harrison Butker, at Kansas City, 12/24/17
3, Cody Parkey, at Kansas City, 12/24/17	3+ FIELD GOALS ATTEMPTED	6, Harrison Butker, at Kansas City, 12/24/17
6, Olindo Mare, at New England, 10/17/99	6+ FIELD GOALS MADE	Never happened
5, Dan Carpenter, at Cincinnati, 10/31/10	5+ FIELD GOALS MADE	5, Harris Butker, at Kansas City, 12/24/17
4, Cody Parkey, at L.A. Chargers, 9/17/17	4+ FIELD GOALS MADE	5, Harris Butker, at Kansas City, 12/24/17
3, Cody Parkey, at Buffalo, 12/17/17	3+ FIELD GOALS MADE	5, Harris Butker, at Kansas City, 12/24/17
at Buffalo, 12/17/17	SUCCESSFUL ONSIDES KICK	at Buffalo, 12/18/11
vs. Oakland, 11/5/17	FAILED ONSIDES KICK ATTEMPT	vs. New England, 12/11/17

National Football League Game Summary

NFL Copyright © 2017 by The National Football League. All rights reserved. This summary and play-by-play is for the express purpose of assisting media in their coverage of the game; any other use of this material is prohibited without the written permission of the National Football League. Updated: 12/25/2017

Date: Sunday, 12/24/2017

Miami Dolphins at Kansas City Chiefs

Start Time: 12:02 PM CST

at Arrowhead Stadium, Kansas City, MO

Game Day Weather

Game Weather: Cloudy
Played Outdoor on Turf: Natural Grass

Temp: 23° F (-5.0° C) Humidity: 71%, Wind: NW 15 mph
Outdoor Weather: Cloudy, Wind Chill: 10

Officials

Referee: Allen, Brad (122)
Line Judge: Bolinger, Brian (40)
Back Judge: Hochuli, Shawn (83)

Umpire: Bryan, Fred (11)
Field Judge: Hill, Tom (97)
Replay Official: Lapetina, Jim (0)

Down Judge: Mello, Jim (48)
Side Judge: Walker, Jabir (26)

Lineups

Miami Dolphins

Offense		Defense	
WR 10	K.Stills	DE 50	A.Branch
LT 67	L.Tunsil	DT 93	N.Suh
LG 62	T.Larsen	DT 97	J.Phillips
C 51	M.Pouncey	DE 91	C.Wake
RG 77	J.Davis	LB 47	K.Alonso
RT 79	S.Young	LB 94	L.Timmons
TE 80	A.Fasano	CB 28	B.McCain
WR 14	J.Landry	CB 25	X.Howard
WR 11	D.Parker	CB 42	A.Verner
QB 6	J.Cutler	S 20	R.Jones
RB 32	K.Drake	S 22	T.McDonald

Kansas City Chiefs

Offense		Defense	
WR 10	T.Hill	LDE 97	A.Bailey
LT 72	E.Fisher	RDE 95	C.Jones
LG 70	B.Witzmann	LOLB 50	J.Houston
C 73	Z.Fulton	LILB 59	R.Ragland
RG 76	L.Duvernay-Tardif	RILB 56	D.Johnson
RT 71	M.Schwartz	ROLB 51	F.Zombo
TE 87	T.Kelce	LCB 22	M.Peters
WR 14	D.Robinson	RCB 24	D.Revis
WR 12	A.Wilson	CB 20	S.Nelson
QB 11	A.Smith	S 38	R.Parker
RB 27	K.Hunt	S 49	D.Sorensen

Substitutions

K 1 C.Parkey, P 16 M.Haack, WR 19 J.Grant, CB/S 21 J.Lucas, CB 33 T.McTyer, RB 34 S.Perry, CB/S 35 W.Aikens, RB 38 D.Smith, LB 44 S.Anthony, LB 45 M.Hull, LB 46 N.Hewitt, TE 48 M.Gray, DT 56 D.Godchaux, LB 59 C.Allen, C 64 J.Brendel, T 71 Z.Sterup, DE 75 C.Malveaux, DE 78 T.Fede, TE 85 A.Derby, WR 88 L.Carroo, DE 90 C.Harris, LS 92 J.Denney, DT 96 V.Taylor

Substitutions

P 2 D.Colquitt, K 7 H.Butker, WR 13 D.Thomas, DB 21 E.Murray, CB 25 K.Acker, RB 31 A.Hunt, RB 35 C.West, CB 39 T.Mitchell, LS 41 J.Winchester, FB 42 A.Sherman, LB 45 U.Eligwe, LB 48 T.Smith, LB 57 K.Pierre-Louis, G 65 J.Devey, OL 75 C.Erving, WR 80 J.Chesson, TE 82 O.Charles, TE 84 D.Harris, LB 91 T.Hali, LB 92 T.Kpassagnon, DL 94 J.Jenkins, DT 96 B.Logan, DL 99 R.Nunez-Roches

Did Not Play

QB 9 D.Fales

Did Not Play

QB 15 P.Mahomes

Not Active

QB 8 M.Moore, RB 26 D.Williams, CB 30 C.Tankersley, S 31 M.Thomas, G 68 I.Asiata, T 72 E.Smith, TE 83 T.Duarte

Not Active

QB 9 T.Bray, CB 23 P.Gaines, DB 34 L.McQuay, DB 40 K.Reaser, LB 53 R.Wilson, DT 74 J.Hamilton, OL 79 P.Ehinger

Field Goals (made () & missed)

		C.Parkey					H.Butker						
		(44)	(28)	48	WL		(31)	(32)	(21)	(29)	(49)	46	SH
		1	2	3	4	OT	Total						
VISITOR:	Miami Dolphins	3	10	0	0	0	13						
HOME:	Kansas City Chiefs	3	17	3	6	0	29						

Scoring Plays

Team	Qtr	Time	Play Description (Extra Point) (Drive Info)	Visitor	Home
Chiefs	1	9:41	H.Butker 31 yd. Field Goal (7-42, 3:23)	0	3
Dolphins	1	3:29	C.Parkey 44 yd. Field Goal (12-49, 6:12)	3	3
Chiefs	2	13:00	T.Kelce 9 yd. pass from A.Smith (H.Butker kick) (9-75, 5:29)	3	10
Dolphins	2	8:11	C.Parkey 28 yd. Field Goal (9-65, 4:49)	6	10
Chiefs	2	3:37	K.Hunt 1 yd. run (H.Butker kick) (9-68, 4:34)	6	17
Dolphins	2	3:22	J.Grant 65 yd. pass from J.Cutler (C.Parkey kick) (1-65, 0:15)	13	17
Chiefs	2	0:07	H.Butker 32 yd. Field Goal (8-41, 0:42)	13	20
Chiefs	3	10:24	H.Butker 21 yd. Field Goal (8-61, 4:36)	13	23
Chiefs	4	12:16	H.Butker 29 yd. Field Goal (11-43, 4:47)	13	26

National Football League Game Summary

NFL Copyright © 2017 by The National Football League. All rights reserved. This summary and play-by-play is for the express purpose of assisting media in their coverage of the game; any other use of this material is prohibited without the written permission of the National Football League. Updated: 12/25/2017

Chiefs 4 3:41 H.Butker 49 yd. Field Goal (10-31, 6:18)
Paid Attendance: 65,325

13 29
Time: 3:11

Final Individual Statistics

Miami Dolphins

RUSHING							PASSING							PASS RECEIVING							INTERCEPTIONS							PUNTING							PUNT RETURNS							KICKOFF RETURNS																																																																																																						
	ATT	YDS	AVG	LG	TD		ATT	CMP	YDS	SK/YD	TD	LG	IN	RT	TAR	REC	YDS	AVG	LG	TD	NO	YDS	AVG	LG	TD	NO	YDS	AVG	NET	TB	IN20	LG	NO	YDS	AVG	FC	LG	TD	NO	YDS	AVG	FC	LG	TD																																																																																																				
K.Drake	13	57	4.4	18	0		J.Cutler	38	19	286	0/0	1	65	0	83.9	D.Parker	10	5	63	12.6	34	0	Total	0	0	0	0	0	M.Haack	2	59	29.5	29.0	0	0	34	[OUT OF BOUNDS]	1	0	0.0	0	0	0	J.Grant	1	3	3.0	3	0		Total	38	19	286	0/0	1	65	0	83.9	J.Landry	7	5	51	10.2	21	0	Total	2	59	29.5	29.0	0	0	34	J.Grant	6	4	107	26.8	65	1	Total	0	0	0.0	0	0	0	K.Stills	6	4	54	13.5	16	0	Total	3	40	13.3	0	26	0	A.Derby	5	1	11	11.0	11	0	Total	0	0	0.0	0	0	0	K.Drake	3	0	0	0.0	0	0	Total	0	0	0.0	0	0	0	Total	37	19	286	15.1	65	1	Total	0	0	0.0	0	0	0

Kansas City Chiefs

RUSHING							PASSING							PASS RECEIVING							INTERCEPTIONS							PUNTING							PUNT RETURNS							KICKOFF RETURNS																																																																																																																																																																																																					
	ATT	YDS	AVG	LG	TD		ATT	CMP	YDS	SK/YD	TD	LG	IN	RT	TAR	REC	YDS	AVG	LG	TD	NO	YDS	AVG	LG	TD	NO	YDS	AVG	NET	TB	IN20	LG	NO	YDS	AVG	FC	LG	TD	NO	YDS	AVG	FC	LG	TD																																																																																																																																																																																																			
K.Hunt	29	91	3.1	24	1		A.Smith	39	25	304	1/3	1	52	0	96.5	T.Hill	7	6	109	18.2	52	0	Total	0	0	0	0	0	D.Colquitt	1	49	49.0	49.0	0	0	49	T.Hill	1	1	1.0	0	1	0	Total	1	49	49.0	49.0	0	0	49	[OUT OF BOUNDS]	1	0	0.0	0	0	0	A.Hunt	3	76	25.3	0	36	0	Total	39	25	304	1/3	1	52	0	96.5	T.Kelce	8	4	47	11.8	18	1	Total	39	25	304	12.2	52	1	[TOUCHBACK]	1	0	0.0	0	0	0	[TOUCHBACK]	1	0	0.0	0	0	0	Total	3	76	25.3	0	36	0	Total	39	25	304	1/3	1	52	0	96.5	D.Harris	7	4	34	8.5	15	0	Total	0	0	0.0	0	0	0	Total	3	76	25.3	0	36	0	Total	39	25	304	1/3	1	52	0	96.5	K.Hunt	4	4	15	3.8	7	0	Total	39	25	304	12.2	52	1	Total	0	0	0.0	0	0	0	A.Wilson	8	3	36	12.0	13	0	Total	39	25	304	12.2	52	1	Total	0	0	0.0	0	0	0	C.West	4	3	28	9.3	25	0	Total	39	25	304	12.2	52	1	Total	0	0	0.0	0	0	0	O.Charles	1	1	35	35.0	35	0	Total	39	25	304	12.2	52	1	Total	0	0	0.0	0	0	0	Total	39	25	304	12.2	52	1

Miami Dolphins

FUMBLES											
	FUM	LOST	OWN-REC	YDS	TD	FORCED	OPP-REC	YDS	TD	OUT-BDS	
J.Cutler	1	0	1	-5	0	0	0	0	0	0	
J.Landry	1	1	0	0	0	0	0	0	0	0	
K.Stills	1	1	0	0	0	0	0	0	0	0	
Total	3	2	1	-5	0	0	0	0	0	0	

Kansas City Chiefs

FUMBLES											
	FUM	LOST	OWN-REC	YDS	TD	FORCED	OPP-REC	YDS	TD	OUT-BDS	
M.Peters	0	0	0	0	0	1	1	0	0	0	
D.Johnson	0	0	0	0	0	1	0	0	0	0	
R.Parker	0	0	0	0	0	0	1	0	0	0	
Total	0	0	0	0	0	2	2	0	0	0	

Final Team Statistics

	Visitor Dolphins	Home Chiefs
TOTAL FIRST DOWNS	15	23
By Rushing	4	7
By Passing	11	12
By Penalty	0	4
THIRD DOWN EFFICIENCY	0-8-0%	8-16-50%
FOURTH DOWN EFFICIENCY	0-2-0%	0-1-0%
TOTAL NET YARDS	345	404
Total Offensive Plays (inc. times thrown passing)	54	74
Average gain per offensive play	6.4	5.5
NET YARDS RUSHING	59	103
Total Rushing Plays	16	34
Average gain per rushing play	3.7	3.0
Tackles for a loss-number and yards	1-6	5-9
NET YARDS PASSING	286	301
Times thrown - yards lost attempting to pass	0-0	1-3
Gross yards passing	286	304
PASS ATTEMPTS-COMPLETIONS-HAD INTERCEPTED	38-19-0	39-25-0
Avg gain per pass play (inc.# thrown passing)	7.5	7.5
KICKOFFS Number-In End Zone-Touchbacks	4-2-1	8-5-5
PUNTS Number and Average	2-29.5	1-49.0
Had Blocked	0	0
FGs - PATs Had Blocked	0-0	0-0
Net Punting Average	29.0	49.0
TOTAL RETURN YARDAGE (Not Including Kickoffs)	0	1
No. and Yards Punt Returns	0-0	1-1
No. and Yards Kickoff Returns	3-40	3-76
No. and Yards Interception Returns	0-0	0-0
PENALTIES Number and Yards	11-75	5-40
FUMBLES Number and Lost	3-2	0-0
TOUCHDOWNS	1	2
Rushing	0	1
Passing	1	1
EXTRA POINTS Made-Attempts	1-1	2-2
Kicking Made-Attempts	1-1	2-2
FIELD GOALS Made-Attempts	2-3	5-6
RED ZONE EFFICIENCY	0-2-0%	2-7-29%
GOAL TO GO EFFICIENCY	0-0-0%	1-3-33%
SAFETIES	0	0
FINAL SCORE	13	29
TIME OF POSSESSION	22:07	37:53

Ball Possession And Drive Chart

Miami Dolphins

#	Time Recd	Time Lost	Time Poss	How Ball Obtained	Drive Began	# Play	Yds Gain	Yds Pen	Net Yds	1st Down	Last Scrm	How Given Up
1	15:00	13:04	1:56	Kickoff	MIA 27	5	28	0	28	1	MIA 47	Fumble
2	9:41	3:29	6:12	Kickoff	MIA 25	12	59	-10	49	4	KC 26	Field Goal
3	13:00	8:11	4:49	Kickoff	MIA 25	9	65	0	65	3	* KC 10	Field Goal
4	3:37	3:22	0:15	Kickoff	MIA 35	1	65	0	65	1	MIA 35	Touchdown
5	1:43	0:49	0:54	Punt	MIA 29	3	1	0	1	0	MIA 30	Punt
6	0:07	0:00	0:07	Kickoff	MIA 25	1	-1	0	-1	0	MIA 25	End of Half
7	10:24	8:49	1:35	Kickoff	MIA 25	3	0	0	0	0	MIA 25	Punt
8	4:06	2:03	2:03	Downs	MIA 19	5	35	0	35	2	MIA 40	Fumble
9	12:16	9:59	2:17	Kickoff	MIA 29	6	56	-15	41	2	* KC 30	Missed FG
10	3:41	2:32	1:09	Kickoff	MIA 25	6	21	-15	6	1	MIA 31	Downs
11	1:55	1:05	0:50	Missed FG	MIA 36	6	11	0	11	1	MIA 47	Downs

(300) Average MIA 27

Kansas City Chiefs

#	Time Recd	Time Lost	Time Poss	How Ball Obtained	Drive Began	# Play	Yds Gain	Yds Pen	Net Yds	1st Down	Last Scrm	How Given Up
1	13:04	9:41	3:23	Fumble	KC 45	7	37	5	42	3	* MIA 13	Field Goal
2	3:29	13:00	5:29	Kickoff	KC 25	9	80	-5	75	3	* MIA 9	Touchdown
3	8:11	3:37	4:34	Kickoff	KC 32	9	58	10	68	6	* MIA 1	Touchdown
4	3:22	1:43	1:39	Kickoff	KC 19	3	13	-10	3	0	KC 22	Punt
5	0:49	0:07	0:42	Punt	KC 45	8	36	5	41	2	* MIA 14	Field Goal
6	15:00	10:24	4:36	Kickoff	KC 36	8	56	5	61	2	* MIA 3	Field Goal
7	8:49	4:06	4:43	Punt	KC 42	9	39	0	39	2	* MIA 19	Downs
8	2:03	12:16	4:47	Fumble	KC 46	11	48	-5	43	3	* MIA 11	Field Goal
9	9:59	3:41	6:18	Missed FG	KC 38	10	36	-5	31	2	MIA 31	Field Goal
10	2:32	1:55	0:37	Downs	MIA 31	4	3	0	3	0	MIA 28	Missed FG
11	1:05	0:00	1:05	Downs	MIA 47	2	-2	0	-2	0	MIA 48	End of Game

(450) Average KC 41

* inside opponent's 20

Time of Possession by Quarter		1st	2nd	3rd	4th	OT	Total
Visitor	Miami Dolphins	8:08	6:05	3:38	4:16		22:07
Home	Kansas City Chiefs	6:52	8:55	11:22	10:44		37:53
Kickoff Drive No.-Start Average		Dolphins: 8 - MIA 27			Chiefs: 4 - KC 28		

Final Defensive Statistics

Miami Dolphins	Regular Defensive Plays												Special Teams					Misc			
	TKL	AST	COMB	SK	/ YDS	TFL	Q	IN	PD	FF	FR	TKL	AST	FF	FR	BL	TKL	AST	FF	FR	
R.Jones	12	3	15	0	0	2	0	0	1	0	0	0	0	0	0	0	0	0	0	0	0
K.Alonso	8	3	11	0	0	0	0	0	0	0	0	0	0	0	0	0	0	0	0	0	0
B.McCain	7	1	8	0	0	0	0	0	1	0	0	0	0	0	0	0	0	0	0	0	0
T.McDonald	3	0	3	0	0	0	0	0	0	0	0	0	0	0	0	0	0	0	0	0	0
C.Wake	2	1	3	0	0	0	1	0	0	0	0	0	0	0	0	0	0	0	0	0	0
C.Harris	2	0	2	1	3	2	2	0	0	0	0	0	0	0	0	0	0	0	0	0	0
J.Phillips	2	0	2	0	0	0	1	0	1	0	0	0	0	0	0	0	0	0	0	0	0
D.Godchaux	2	0	2	0	0	0	0	0	0	0	0	0	0	0	0	0	0	0	0	0	0
X.Howard	2	0	2	0	0	0	0	0	0	0	0	0	0	0	0	0	0	0	0	0	0
T.Fede	2	0	2	0	0	0	0	0	0	0	0	0	0	0	0	0	0	0	0	0	0
C.Malveaux	2	0	2	0	0	1	0	0	0	0	0	0	0	0	0	0	0	0	0	0	0
L.Timmons	1	1	2	0	0	0	0	0	0	0	0	0	0	0	0	0	0	0	0	0	0
S.Anthony	1	0	1	0	0	1	1	0	0	0	0	0	0	0	0	0	0	0	0	0	0
A.Verner	1	0	1	0	0	0	0	0	0	0	0	0	0	0	0	0	0	0	0	0	0
T.McTyer	1	0	1	0	0	0	0	0	0	0	0	0	0	0	0	0	0	0	0	0	0
C.Allen	1	0	1	0	0	0	0	0	0	0	0	0	0	0	0	0	0	0	0	0	0
A.Branch	0	1	1	0	0	0	0	0	0	0	0	0	0	0	0	0	0	0	0	0	0
N.Suh	0	0	0	0	0	0	1	0	0	0	0	0	0	0	0	0	0	0	0	0	0
W.Aikens	0	0	0	0	0	0	0	0	0	0	0	1	1	0	0	0	0	0	0	0	0
M.Hull	0	0	0	0	0	0	0	0	0	0	0	1	0	0	0	0	0	0	0	0	0
S.Perry	0	0	0	0	0	0	0	0	0	0	0	1	0	0	0	0	0	0	0	0	0
J.Grant	0	0	0	0	0	0	0	0	0	0	0	0	1	0	0	0	0	0	0	0	0
A.Derby	0	0	0	0	0	0	0	0	0	0	0	0	0	0	0	0	1	0	0	0	0
A.Fasano	0	0	0	0	0	0	0	0	0	0	0	0	0	0	0	0	1	0	0	0	0
J.Cutler	0	0	0	0	0	0	0	0	0	0	0	0	0	0	0	0	0	0	0	0	1
Total	49	10	59	1	3	6	6	0	3	0	0	3	2	0	0	0	2	0	0	0	1

TKL = Tackle AST = Assist COMB = Combined QH=QB Hit IN = Interception PD = Pass Defense FF = Forced Fumble FR = Fumble Recovery

Kansas City Chiefs	Regular Defensive Plays												Special Teams					Misc			
	TKL	AST	COMB	SK	/ YDS	TFL	QH	IN	PD	FF	FR	TKL	AST	FF	FR	BL	TKL	AST	FF	FR	
R.Ragland	4	1	5	0	0	0	0	0	0	0	0	0	0	0	0	0	0	0	0	0	0
S.Nelson	3	2	5	0	0	0	0	0	0	0	0	0	0	0	0	0	0	0	0	0	0
D.Sorensen	4	0	4	0	0	0	0	0	1	0	0	0	0	0	0	0	0	0	0	0	0
E.Murray	2	1	3	0	0	0	0	0	1	0	0	0	0	0	0	0	0	0	0	0	0
R.Parker	2	1	3	0	0	0	0	0	0	0	1	0	0	0	0	0	0	0	0	0	0
A.Bailey	2	1	3	0	0	0	0	0	0	0	0	0	0	0	0	0	0	0	0	0	0
M.Peters	2	0	2	0	0	0	0	0	1	1	1	0	0	0	0	0	0	0	0	0	0
D.Johnson	2	0	2	0	0	0	0	0	1	1	0	0	0	0	0	0	0	0	0	0	0
C.Jones	2	0	2	0	0	1	0	0	1	0	0	0	0	0	0	0	0	0	0	0	0
B.Logan	2	0	2	0	0	1	0	0	0	0	0	0	0	0	0	0	0	0	0	0	0
D.Revis	2	0	2	0	0	0	0	0	0	0	0	0	0	0	0	0	0	0	0	0	0
J.Houston	1	1	2	0	0	0	0	0	0	0	0	0	0	0	0	0	0	0	0	0	0
F.Zombo	1	0	1	0	0	0	0	0	0	0	0	0	0	0	0	0	0	0	0	0	0
T.Kpassagnon	0	1	1	0	0	0	0	0	0	0	0	0	0	0	0	0	0	0	0	0	0
K.Pierre-Louis	0	0	0	0	0	0	0	0	1	0	0	0	0	0	0	0	0	0	0	0	0
T.Smith	0	0	0	0	0	0	0	0	0	0	0	2	0	0	0	0	0	0	0	0	0
T.Mitchell	0	0	0	0	0	0	0	0	0	0	0	1	0	0	0	0	0	0	0	0	0
Total	29	8	37	0	0	2	0	0	6	2	2	3	0	0	0	0	0	0	0	0	0

Miami Dolphins vs Kansas City Chiefs
12/24/2017 at Arrowhead Stadium

First Half Summary

PERIOD SCORES

Dolphins	3	10 = 13
Chiefs	3	17 = 20

TIME OF POSSESSION

Dolphins	14:13
Chiefs	15:47

Scoring Plays

Team	Qtr	Time	Play Description (Extra Point) (Drive Info)	Visitor	Home
Chiefs	1	9:41	H.Butker 31 yd. Field Goal (7-42, 3:23)	0	3
Dolphins	1	3:29	C.Parkey 44 yd. Field Goal (12-49, 6:12)	3	3
Chiefs	2	13:00	T.Kelce 9 yd. pass from A.Smith (H.Butker kick) (9-75, 5:29)	3	10
Dolphins	2	8:11	C.Parkey 28 yd. Field Goal (9-65, 4:49)	6	10
Chiefs	2	3:37	K.Hunt 1 yd. run (H.Butker kick) (9-68, 4:34)	6	17
Dolphins	2	3:22	J.Grant 65 yd. pass from J.Cutler (C.Parkey kick) (1-65, 0:15)	13	17
Chiefs	2	0:07	H.Butker 32 yd. Field Goal (8-41, 0:42)	13	20

	Miami Dolphins	Kansas City Chiefs
TOTAL FIRST DOWNS	9	14
First Downs Rushing-Passing-by Penalty	3 - 6 - 0	5 - 6 - 3
THIRD DOWN EFFICIENCY	0-4-0%	4-7-57%
TOTAL NET YARDS	222	224
Total Offensive Plays	29	34
NET YARDS RUSHING	53	70
NET YARDS PASSING	169	154
Gross Yards Passing	169	154
Times thrown-yards lost attempting to pass	0-0	0-0
Pass Attempts-Completions-Had Intercepted	17 - 11 - 0	20 - 12 - 0
Punts-Number and Average	1 - 25	1 - 49
Penalties-Number and Yards	6 - 35	3 - 25
Fumbles-Number and Lost	2 - 1	0 - 0
Red Zone Efficiency	0-1-0%	2-4-50%
Average Drive Start	MIA 28	KC 33

Miami Dolphins							Kansas City Chiefs										
RUSHING							RUSHING										
	ATT	YDS	AVG	LG	TD		ATT	YDS	AVG	LG	TD						
K.Drake	9	51	5.7	18	0	K.Hunt	12	61	5.1	24	1						
J.Grant	1	3	3.0	3	0	A.Smith	1	10	10.0	10	0						
J.Cutler	2	-1	-0.5	0	0	T.Hill	1	-1	-1.0	-1	0						
Total	12	53	4.4	18	0	Total	14	70	5.0	24	1						
PASSING							PASSING										
	ATT	CMP	YDS	SK/YD	TD	LG	IN	RT		ATT	CMP	YDS	SK/YD	TD	LG	IN	RT
J.Cutler	17	11	169	0/0	1	65	0	117.0	A.Smith	20	12	154	0/0	1	52	0	100.8
Total	17	11	169	0/0	1	65	0	117.0	Total	20	12	154	0/0	1	52	0	100.8
PASS RECEIVING							PASS RECEIVING										
	TAR	REC	YDS	AVG	LG	TD		TAR	REC	YDS	AVG	LG	TD				
J.Landry	4	4	30	7.5	11	0	T.Hill	3	3	94	31.3	52	0				
J.Grant	3	3	101	33.7	65	1	A.Wilson	6	2	24	12.0	13	0				
K.Stills	2	2	24	12.0	15	0	T.Kelce	5	2	23	11.5	14	1				
D.Parker	4	2	14	7.0	10	0	K.Hunt	2	2	6	3.0	6	0				
A.Derby	2	0	0	0.0	0	0	C.West	2	2	3	1.5	6	0				
K.Drake	1	0	0	0.0	0	0	D.Harris	2	1	4	4.0	4	0				
Total	16	11	169	15.4	65	1	Total	20	12	154	12.8	52	1				

Miami Dolphins	Regular Defensive Plays											Special Teams					Misc			
	TKL	AST	COMB	SK	/ YDS	TFL	Q	IN	PD	FF	FR	TKL	AST	FF	FR	BL	TKL	AST	FF	FR
R.Jones	6	1	7	0	0	1	0	0	1	0	0	0	0	0	0	0	0	0	0	0
B.McCain	6	1	7	0	0	0	0	0	1	0	0	0	0	0	0	0	0	0	0	0
K.Alonso	3	0	3	0	0	0	0	0	0	0	0	0	0	0	0	0	0	0	0	0
T.McDonald	2	0	2	0	0	0	0	0	0	0	0	0	0	0	0	0	0	0	0	0
Total	17	2	19	0	0	1	0	0	2	0	0	0	0	0	0	0	0	0	0	0

First Half Summary

Kansas City Chiefs	Regular Defensive Plays											Special Teams					Misc				
	TKL	AST	COMB	SK	/ YDS	TFL	QH	IN	PD	FF	FR	TKL	AST	FF	FR	BL	TKL	AST	FF	FR	
S.Nelson	3	1	4	0	0	0	0	0	0	0	0	0	0	0	0	0	0	0	0	0	0
A.Bailey	2	1	3	0	0	0	0	0	0	0	0	0	0	0	0	0	0	0	0	0	0
E.Murray	2	1	3	0	0	0	0	0	1	0	0	0	0	0	0	0	0	0	0	0	0
R.Ragland	2	1	3	0	0	0	0	0	0	0	0	0	0	0	0	0	0	0	0	0	0
Total	9	4	13	0	0	0	0	0	1	0	0	0	0	0	0	0	0	0	0	0	0

First Quarter

12/24/2017

Play By Play

MIA wins toss, elects to Receive, and KC elects to defend the West goal.

H.Butker kicks 64 yards from KC 35 to MIA 1. J.Grant to MIA 27 for 26 yards (T.Smith). MIA-V.Taylor was injured during the play.

Miami Dolphins at 15:00, (1st play from scrimmage 14:54)

- 1-10-MIA 27 (14:54) (Shotgun) J.Cutler pass short right to K.Stills to MIA 36 for 9 yards (M.Peters).
- 2-1-MIA 36 (14:29) (Shotgun) K.Drake up the middle to MIA 43 for 7 yards (F.Zombo). R1
- 1-10-MIA 43 (13:58) K.Drake up the middle to MIA 47 for 4 yards (A.Bailey).
- 2-6-MIA 47 (13:18) J.Cutler pass incomplete short right to D.Parker.
- 3-6-MIA 47 (13:11) (Shotgun) J.Cutler pass short right to J.Landry to KC 45 for 8 yards (D.Johnson). FUMBLES (D.Johnson), RECOVERED by KC-M.Peters at KC 45. M.Peters pushed ob at KC 45 for no gain (A.Derby).
The Replay Official reviewed the fumble ruling, and the play was Upheld. The ruling on the field stands.

Kansas City Chiefs at 13:04

- 1-10-KC 45 (13:04) (Shotgun) A.Smith pass short left to A.Wilson to MIA 44 for 11 yards (K.Alonso). P1
- 1-10-MIA 44 (12:30) (Shotgun) A.Smith pass short right to A.Wilson pushed ob at MIA 31 for 13 yards (R.Jones). P2
- 1-10-MIA 31 (11:55) (Shotgun) K.Hunt right end pushed ob at MIA 20 for 11 yards (R.Jones). R3
- 1-10-MIA 20 (11:17) (Pass formation) PENALTY on MIA-N.Suh, Neutral Zone Infraction, 5 yards, enforced at MIA 20 - No Play.
- 1-5-MIA 15 (11:05) T.Hill left end pushed ob at MIA 16 for -1 yards (R.Jones).
- 2-6-MIA 16 (10:36) (Shotgun) K.Hunt up the middle to MIA 13 for 3 yards (D.Godchaux).
- 3-3-MIA 13 (9:50) (Shotgun) A.Smith pass incomplete short left to A.Wilson.
- 4-3-MIA 13 (9:45) **H.Butker 31 yard field goal is GOOD, Center-J.Winchester, Holder-D.Colquitt.**

MIA 0 KC 3, 7 plays, 42 yards, 1 penalty, 3:23 drive, 5:19 elapsed

H.Butker kicks 65 yards from KC 35 to end zone, Touchback.

Miami Dolphins at 9:41, (1st play from scrimmage 9:40)

- 1-10-MIA 25 (9:40) (Shotgun) K.Drake left guard to MIA 27 for 2 yards (B.Logan).
- 2-8-MIA 27 (9:15) (No Huddle) J.Cutler pass short left to K.Stills to MIA 42 for 15 yards (S.Nelson). P2
- 1-10-MIA 42 (8:37) (Shotgun) J.Cutler pass short left to J.Landry pushed ob at MIA 47 for 5 yards (E.Murray).
- 2-5-MIA 47 (8:07) J.Cutler pass short middle to D.Parker to KC 43 for 10 yards (S.Nelson; R.Ragland). P3
- 1-10-KC 43 (7:26) K.Drake right guard to KC 38 for 5 yards (A.Bailey).
- 2-5-KC 38 (6:49) (Shotgun) J.Cutler pass short left to J.Landry to KC 32 for 6 yards (D.Sorensen). P4
- 1-10-KC 32 (6:07) J.Cutler pass incomplete short right. J.Cutler intentionally threw away pass. M.Gray in the area. No intentional grounding.
- 2-10-KC 32 (6:02) (Shotgun) J.Cutler pass short left to J.Grant pushed ob at KC 22 for 10 yards (E.Murray). P5
- 1-10-KC 22 (5:32) (Shotgun) J.Cutler pass incomplete deep middle to A.Derby.
- 2-10-KC 22 (5:26) (Shotgun) K.Drake left end pushed ob at KC 10 for 12 yards (D.Revis).
PENALTY on MIA-S.Young, Offensive Holding, 10 yards, enforced at KC 22 - No Play.
- 2-20-KC 32 (5:00) (Shotgun) J.Cutler pass short right to J.Landry to KC 21 for 11 yards (S.Nelson).
- 3-9-KC 21 (4:14) (Shotgun) J.Cutler FUMBLES (Aborted) at KC 26, and recovers at KC 26. J.Cutler to KC 26 for no gain (C.Jones).
- 4-14-KC 26 (3:33) **C.Parkey 44 yard field goal is GOOD, Center-J.Denney, Holder-M.Haack.**

MIA 3 KC 3, 12 plays, 49 yards, 6:12 drive, 11:31 elapsed

C.Parkey kicks 65 yards from MIA 35 to end zone, Touchback.

Kansas City Chiefs at 3:29

- 1-10-KC 25 (3:29) (Shotgun) A.Smith pass incomplete deep right to T.Kelce.
- 2-10-KC 25 (3:23) K.Hunt right tackle to KC 26 for 1 yard (K.Alonso).
- 3-9-KC 26 (2:40) (Shotgun) A.Smith pass short middle to T.Kelce to KC 40 for 14 yards (A.Verner). P4
- 1-10-KC 40 (1:55) (Shotgun) K.Hunt up the middle to KC 39 for -1 yards (C.Harris).
- 2-11-KC 39 (1:16) (Shotgun) A.Smith pass short left to K.Hunt to KC 45 for 6 yards (L.Timmons).
- 3-5-KC 45 (:32) (Shotgun) A.Smith pass short right to A.Wilson to MIA 49 for 6 yards (R.Jones) [N.Suh].
PENALTY on KC-M.Schwartz, Offensive Holding, 10 yards, enforced at KC 45 - No Play.

END OF QUARTER

	Score	Time Poss	First Downs				Efficiencies	
			R	P	X	T	3 Down	4 Down
Miami Dolphins	3	8:08	1	4	0	5	0/2	0/0
Kansas City Chiefs	3	6:52	1	3	0	4	1/2	0/0

Second Quarter

12/24/2017

Play By Play

Kansas City Chiefs continued.

- 3-15-KC 35 (15:00) (Shotgun) A.Smith pass deep middle to T.Hill to MIA 13 for 52 yards (B.McCain). P5
- 1-10-MIA 13 (14:16) *PENALTY on MIA, Defensive 12 On-field, 5 yards, enforced at MIA 13 - No Play.*
- Timeout #1 by KC at 13:52.
- 1-5-MIA 8 (13:52) (Shotgun) A.Smith pass incomplete short middle to D.Harris (R.Jones).
- 2-5-MIA 8 (13:48) K.Hunt right tackle to MIA 9 for -1 yards (B.McCain; R.Jones).
- 3-6-MIA 9 (13:04) (Shotgun) A.Smith pass short right to T.Kelce for 9 yards, TOUCHDOWN. P6
- H.Butker extra point is GOOD, Center-J.Winchester, Holder-D.Colquitt.

MIA 3 KC 10, 9 plays, 75 yards, 1 penalty, 5:29 drive, 2:00 elapsed

H.Butker kicks 65 yards from KC 35 to end zone, Touchback.

Miami Dolphins at 13:00

- 1-10-MIA 25 (13:00) K.Drake up the middle to MIA 31 for 6 yards (A.Bailey; T.Kpassagnon).
- 2-4-MIA 31 (12:25) (Shotgun) K.Drake right guard to MIA 38 for 7 yards (R.Ragland). R6
- 1-10-MIA 38 (11:49) (Shotgun) J.Grant left end to MIA 41 for 3 yards (J.Houston; E.Murray).
- 2-7-MIA 41 (11:09) (Shotgun) J.Cutler pass short left to J.Grant to KC 33 for 26 yards (D.Sorensen). P7
- 1-10-KC 33 (10:25) (Shotgun) K.Drake right end to KC 15 for 18 yards (R.Ragland). R8
- 1-10-KC 15 (9:39) (Shotgun) J.Cutler pass short right to D.Parker to KC 11 for 4 yards (S.Nelson).
- 2-6-KC 11 (8:59) (Shotgun) K.Drake left guard to KC 10 for 1 yard (J.Houston).
- 3-5-KC 10 (8:19) (Shotgun) J.Cutler pass incomplete short left to A.Derby (E.Murray).
- 4-5-KC 10 (8:14) C.Parkey 28 yard field goal is GOOD, Center-J.Denney, Holder-M.Haack.

MIA 6 KC 10, 9 plays, 65 yards, 4:49 drive, 6:49 elapsed
--

C.Parkey kicks 60 yards from MIA 35 to KC 5. A.Hunt to KC 32 for 27 yards (W.Aikens).

Kansas City Chiefs at 8:11, (1st play from scrimmage 8:05)

- 1-10-KC 32 (8:05) (Shotgun) K.Hunt up the middle to KC 38 for 6 yards (R.Jones). X7
- PENALTY on MIA-D.Godchaux, Defensive Holding, 5 yards, enforced at KC 38.*
- 1-10-KC 43 (7:36) (Shotgun) K.Hunt up the middle to KC 45 for 2 yards (K.Alonso).
- 2-8-KC 45 (6:53) (Shotgun) A.Smith pass incomplete deep right to A.Wilson.
- 3-8-KC 45 (6:47) (Shotgun) A.Smith scrambles left end pushed ob at MIA 45 for 10 yards (R.Jones). R8
- PENALTY on MIA-X.Howard, Defensive Holding, 5 yards, enforced at MIA 45.* X9
- 1-10-MIA 40 (6:19) (Shotgun) K.Hunt up the middle to MIA 29 for 11 yards (B.McCain). R10
- 1-10-MIA 29 (5:40) (Shotgun) K.Hunt up the middle to MIA 27 for 2 yards (T.McDonald).
- 2-8-MIA 27 (5:00) (Shotgun) K.Hunt right end to MIA 3 for 24 yards (R.Jones). R11
- 1-3-MIA 3 (4:14) (Shotgun) K.Hunt up the middle to MIA 1 for 2 yards (T.McDonald).
- 2-1-MIA 1 (3:41) (Shotgun) K.Hunt up the middle for 1 yard, TOUCHDOWN. R12
- H.Butker extra point is GOOD, Center-J.Winchester, Holder-D.Colquitt.

MIA 6 KC 17, 9 plays, 68 yards, 2 penalties, 4:34 drive, 11:23 elapsed
--

H.Butker kicks 46 yards from KC 35 to MIA 19. A.Derby to MIA 30 for 11 yards (T.Smith).

PENALTY on KC-U.Eligwe, Offside on Free Kick, 5 yards, enforced at MIA 30.

Miami Dolphins at 3:37, (1st play from scrimmage 3:34)

- 1-10-MIA 35 (3:34) (Shotgun) J.Cutler pass short left to J.Grant for 65 yards, TOUCHDOWN. P9
- C.Parkey extra point is GOOD, Center-J.Denney, Holder-M.Haack.

MIA 13 KC 17, 1 plays, 65 yards, 0:15 drive, 11:38 elapsed
--

C.Parkey kicks 59 yards from MIA 35 to KC 6. A.Hunt to KC 19 for 13 yards (M.Hull).

Kansas City Chiefs at 3:22, (1st play from scrimmage 3:17)

- 1-10-KC 19 (3:17) (Shotgun) A.Smith pass short left to T.Hill to KC 28 for 9 yards (B.McCain).
- 2-1-KC 28 (2:45) (Shotgun) A.Smith pass short right to A.Wilson to KC 32 for 4 yards (T.McTyer) [L.Timmons].
- PENALTY on KC-T.Kelce, Offensive Pass Interference, 10 yards, enforced at KC 28 - No Play.*
- 2-11-KC 18 (2:13) (Shotgun) A.Smith pass short right to K.Hunt to KC 18 for no gain (B.McCain).

Two-Minute Warning

- 3-11-KC 18 (2:00) (Shotgun) A.Smith pass short left to D.Harris to KC 22 for 4 yards (B.McCain) [C.Wake].

Miami Dolphins vs Kansas City Chiefs at Arrowhead Stadium

Timeout #1 by MIA at 01:50.

4-7-KC 22 (1:50) D.Colquitt punts 49 yards to MIA 29, Center-J.Winchester, out of bounds.

Miami Dolphins at 1:43

1-10-MIA 29 (1:43) (Shotgun) K.Drake up the middle to MIA 30 for 1 yard (C.Jones).
 2-9-MIA 30 (1:04) (No Huddle, Shotgun) J.Cutler pass incomplete deep right to D.Parker.
 3-9-MIA 30 (:59) (Shotgun) J.Cutler pass incomplete short left to K.Drake (C.Jones).
 4-9-MIA 30 (:55) M.Haack punts 25 yards to KC 45, Center-J.Denney, out of bounds.

Kansas City Chiefs at 0:49

1-10-KC 45 (:49) (Shotgun) A.Smith pass incomplete short left to T.Kelce.
 2-10-KC 45 (:45) (Shotgun) A.Smith pass incomplete deep middle to T.Kelce.
 3-10-KC 45 (:40) (Shotgun) A.Smith pass incomplete short right.

PENALTY on MIA-C.Wake, Defensive Holding, 5 yards, enforced at KC 45 - No Play. No intended receiver. No intentional grounding because of Defensive Holding. X13

1-10-50 (:35) (Shotgun) A.Smith pass incomplete short right to A.Wilson (B.McCain).

2-10-50 (:32) (Shotgun) A.Smith pass deep right to T.Hill ran ob at MIA 17 for 33 yards [J.Phillips]. MIA-C.Wake was injured during the play. P14
 Timeout #2 by MIA at 00:26.

1-10-MIA 17 (:26) (Shotgun) A.Smith pass incomplete short middle to A.Wilson (J.Phillips).

2-10-MIA 17 (:24) (Shotgun) A.Smith pass short right to C.West pushed ob at MIA 20 for -3 yards (S.Anthony).

3-13-MIA 20 (:17) (Shotgun) A.Smith pass short left to C.West pushed ob at MIA 14 for 6 yards (B.McCain) [C.Harris].

4-7-MIA 14 (:11) **H.Butker 32 yard field goal is GOOD, Center-J.Winchester, Holder-D.Colquitt.**

MIA 13 KC 20, 8 plays, 41 yards, 1 penalty, 0:42 drive, 14:53 elapsed
--

H.Butker kicks 65 yards from KC 35 to end zone, Touchback.

Miami Dolphins at 0:07

1-10-MIA 25 (:07) J.Cutler kneels to MIA 24 for -1 yards.

END OF QUARTER

	Score	Time Poss	First Downs				Efficiencies	
			R	P	X	T	3 Down	4 Down
Miami Dolphins	13	6:05	2	2	0	4	0/2	0/0
Kansas City Chiefs	20	8:55	4	3	3	10	3/5	0/0

Third Quarter

12/24/2017

Play By Play

KC elects to Receive, and MIA elects to defend the East goal.

C.Parkey kicks 65 yards from MIA 35 to KC 0. A.Hunt to KC 36 for 36 yards (S.Perry).

Kansas City Chiefs at 15:00, (1st play from scrimmage 14:54)

- 1-10-KC 36 (14:54) (Shotgun) K.Hunt up the middle to KC 37 for 1 yard (J.Phillips).
- 2-9-KC 37 (14:12) (Shotgun) A.Smith pass short middle to K.Hunt to KC 44 for 7 yards (K.Alonso; L.Timmons).
- 3-2-KC 44 (13:27) (Shotgun) A.Smith left end to KC 44 for no gain (R.Jones).
PENALTY on MIA-T.McDonald, Defensive Holding, 5 yards, enforced at KC 44 - No Play. X15
- 1-10-KC 49 (12:52) A.Smith pass short left to D.Harris to MIA 42 for 9 yards (K.Alonso).
- 2-1-MIA 42 (12:08) A.Smith pass deep left to O.Charles to MIA 7 for 35 yards (K.Alonso). P16
Timeout #1 by KC at 11:16.
- 1-7-MIA 7 (11:16) A.Smith pass incomplete short left to D.Harris.
- 2-7-MIA 7 (11:11) (Shotgun) K.Hunt up the middle to MIA 3 for 4 yards (R.Jones).
- 3-3-MIA 3 (10:32) (Shotgun) A.Smith pass incomplete short right to T.Hill.
Kansas City challenged the incomplete pass ruling, and the play was Upheld. The ruling on the field stands. (Timeout #2.)
- 4-3-MIA 3 (10:27) **H.Butker 21 yard field goal is GOOD, Center-J.Winchester, Holder-D.Colquitt.**

MIA 13 KC 23, 8 plays, 61 yards, 1 penalty, 4:36 drive, 4:36 elapsed

H.Butker kicks 65 yards from KC 35 to end zone, Touchback.

Miami Dolphins at 10:24

- 1-10-MIA 25 (10:24) K.Drake up the middle to MIA 19 for -6 yards (B.Logan).
- 2-16-MIA 19 (9:43) (Shotgun) J.Cutler pass incomplete short right to K.Drake.
- 3-16-MIA 19 (9:38) (Shotgun) J.Cutler pass short middle to J.Grant to MIA 25 for 6 yards (D.Sorensen).
- 4-10-MIA 25 (8:59) M.Haack punts 34 yards to KC 41, Center-J.Denney. T.Hill to KC 42 for 1 yard (W.Aikens; J.Grant).

Kansas City Chiefs at 8:49

- 1-10-KC 42 (8:49) (Shotgun) A.Smith pass incomplete short left to A.Wilson.
- 2-10-KC 42 (8:47) (Shotgun) A.Smith pass deep left to T.Kelce to MIA 40 for 18 yards (R.Jones). P17
- 1-10-MIA 40 (8:06) (Shotgun) K.Hunt up the middle to MIA 40 for no gain (D.Godchaux).
- 2-10-MIA 40 (7:23) (Shotgun) A.Smith sacked at MIA 43 for -3 yards (C.Harris).
- 3-13-MIA 43 (6:37) (Shotgun) A.Smith pass short left to D.Harris to MIA 28 for 15 yards (T.McTyer). P18
Penalty on MIA-N.Suh, Defensive Offside, declined.
- 1-10-MIA 28 (6:10) (Shotgun) A.Smith pass short right to T.Hill to MIA 23 for 5 yards (X.Howard).
- 2-5-MIA 23 (5:35) (Shotgun) K.Hunt right guard to MIA 19 for 4 yards (T.Fede).
- 3-1-MIA 19 (4:54) K.Hunt up the middle to MIA 19 for no gain (R.Jones).
- 4-1-MIA 19 (4:10) (Shotgun) K.Hunt up the middle to MIA 19 for no gain (R.Jones).

Miami Dolphins at 4:06

- 1-10-MIA 19 (4:06) J.Cutler pass short left to D.Parker to MIA 29 for 10 yards (D.Revis). P10
- 1-10-MIA 29 (3:39) (Shotgun) K.Drake up the middle to MIA 33 for 4 yards (R.Ragland).
- 2-6-MIA 33 (2:56) (Shotgun) K.Drake up the middle to MIA 40 for 7 yards (S.Nelson; R.Parker). R11
- 1-10-MIA 40 (2:18) J.Cutler pass incomplete short right to K.Stills.
- 2-10-MIA 40 (2:12) (Shotgun) J.Cutler pass short right to K.Stills to KC 43 for 17 yards (M.Peters). FUMBLES (M.Peters), RECOVERED by KC-R.Parker at KC 46. R.Parker pushed ob at KC 46 for no gain (A.Fasano).

Kansas City Chiefs at 2:03

- 1-10-KC 46 (2:03) *(Pass formation) PENALTY on MIA-A.Branch, Neutral Zone Infraction, 5 yards, enforced at KC 46 - No Play.*
- 1-5-MIA 49 (2:03) (Shotgun) K.Hunt left guard to MIA 46 for 3 yards (K.Alonso).
- 2-2-MIA 46 (1:28) A.Smith scrambles right end ran ob at MIA 41 for 5 yards (R.Jones). R19
- 1-10-MIA 41 (:41) (Shotgun) A.Smith pass short middle to T.Hill pushed ob at MIA 34 for 7 yards (K.Alonso).
- 2-3-MIA 34 (:06) (Shotgun) K.Hunt up the middle to MIA 30 for 4 yards (J.Phillips). R20

END OF QUARTER

	Score	Time Poss	First Downs				Efficiencies	
			R	P	X	T	3 Down	4 Down
Miami Dolphins	13	3:38	1	1	0	2	0/1	0/0
Kansas City Chiefs	23	11:22	2	3	1	6	1/3	0/1

Fourth Quarter

12/24/2017

Play By Play

Kansas City Chiefs continued.

1-10-MIA 30	(15:00) K.Hunt left end to MIA 28 for 2 yards (C.Wake).	
2-8-MIA 28	(14:23) (Shotgun) A.Smith pass incomplete deep left to T.Kelce.	
3-8-MIA 28	(14:17) (Shotgun) A.Smith pass short left to C.West ran ob at MIA 3 for 25 yards.	P21
1-3-MIA 3	(13:40) (Shotgun) A.Smith pass incomplete short right to D.Harris [S.Anthony].	
2-3-MIA 3	(13:36) (Shotgun) K.Hunt right guard to MIA 2 for 1 yard (C.Wake).	
	<i>PENALTY on KC-Z.Fulton, Offensive Holding, 10 yards, enforced at MIA 3 - No Play.</i>	
2-13-MIA 13	(13:09) (Shotgun) A.Smith pass short right to K.Hunt to MIA 11 for 2 yards (T.McDonald).	
3-11-MIA 11	(12:25) (Shotgun) A.Smith pass incomplete short right to C.West.	
4-11-MIA 11	(12:19) H.Butker 29 yard field goal is GOOD, Center-J.Winchester, Holder-D.Colquitt.	

MIA 13 KC 26, 11 plays, 43 yards, 1 penalty, 4:47 drive, 2:44 elapsed

H.Butker kicks 39 yards from KC 35 to MIA 26. S.Perry to MIA 29 for 3 yards (T.Mitchell). MIA-M.Gray was injured during the play.

Miami Dolphins at 12:16, (1st play from scrimmage 12:15)

1-10-MIA 29	(12:15) (Shotgun) J.Cutler pass short left to J.Landry to 50 for 21 yards (R.Parker).	P12
1-10-50	(11:36) J.Cutler pass deep right to D.Parker to KC 16 for 34 yards (R.Parker).	P13
1-10-KC 16	(10:53) (Shotgun) K.Drake up the middle to KC 15 for 1 yard (R.Ragland).	
2-9-KC 15	(10:13) (Shotgun) J.Cutler pass incomplete short right to A.Derby.	
	<i>PENALTY on MIA-T.Larsen, Unnecessary Roughness, 15 yards, enforced at KC 15.</i>	
3-24-KC 30	(10:06) (Shotgun) J.Cutler pass incomplete short right to J.Grant.	
4-24-KC 30	(10:04) C.Parkey 48 yard field goal is No Good, Wide Left, Center-J.Denney, Holder-M.Haack.	

Kansas City Chiefs at 9:59

1-10-KC 38	(9:59) K.Hunt left end to KC 43 for 5 yards (C.Malveaux).	
2-5-KC 43	(9:15) (Shotgun) K.Hunt up the middle to KC 45 for 2 yards (A.Branch; R.Jones).	
3-3-KC 45	(8:29) (Shotgun) A.Smith pass short left to D.Harris to MIA 49 for 6 yards (R.Jones; K.Alonso).	P22
1-10-MIA 49	(8:29) (Shotgun) <i>PENALTY on KC-B.Witzmann, False Start, 5 yards, enforced at MIA 49 - No Play.</i>	
1-15-KC 46	(7:26) (Shotgun) K.Hunt up the middle to KC 49 for 3 yards (C.Wake; K.Alonso).	
2-12-KC 49	(6:43) K.Hunt left tackle to MIA 47 for 4 yards (B.McCain).	
3-8-MIA 47	(5:56) (Shotgun) A.Smith pass short right to A.Wilson pushed ob at MIA 35 for 12 yards (C.Wake) [N.Suh].	P23
1-10-MIA 35	(5:18) (Shotgun) K.Hunt up the middle to MIA 32 for 3 yards (T.Fede).	
2-7-MIA 32	(4:37) (Shotgun) K.Hunt up the middle to MIA 34 for -2 yards (R.Jones).	
	Timeout #1 by MIA at 04:31.	
3-9-MIA 34	(4:31) (Shotgun) A.Smith pass short right to T.Hill to MIA 31 for 3 yards (X.Howard).	
4-6-MIA 31	(3:46) H.Butker 49 yard field goal is GOOD, Center-J.Winchester, Holder-D.Colquitt.	

MIA 13 KC 29, 10 plays, 31 yards, 6:18 drive, 11:19 elapsed

H.Butker kicks 65 yards from KC 35 to end zone, Touchback.

Miami Dolphins at 3:41

1-10-MIA 25	(3:41) (Shotgun) <i>PENALTY on MIA-S.Young, False Start, 5 yards, enforced at MIA 25 - No Play.</i>	
1-15-MIA 20	(3:41) (Shotgun) J.Cutler pass incomplete short left to J.Landry (D.Sorensen).	
2-15-MIA 20	(3:37) (Shotgun) J.Cutler pass short left to K.Stills to MIA 36 for 16 yards (D.Revis).	P14
1-10-MIA 36	(3:15) (No Huddle, Shotgun) J.Cutler pass short right to D.Parker to MIA 41 for 5 yards (D.Johnson).	
2-5-MIA 41	(2:56) (No Huddle, Shotgun) J.Cutler pass incomplete short right to D.Parker (M.Peters).	
3-5-MIA 41	(2:52) (Shotgun) J.Cutler pass deep right to K.Stills pushed ob at KC 30 for 29 yards (R.Parker).	
	<i>PENALTY on MIA-K.Stills, Offensive Pass Interference, 10 yards, enforced at MIA 41 - No Play.</i>	
3-15-MIA 31	(2:45) (Shotgun) J.Cutler pass incomplete deep right to J.Grant.	
4-15-MIA 31	(2:38) (Shotgun) J.Cutler pass incomplete deep left to K.Stills (D.Johnson).	

Kansas City Chiefs at 2:32

1-10-MIA 31	(2:32) K.Hunt right tackle to MIA 30 for 1 yard (C.Allen).	
	Timeout #2 by MIA at 02:26.	
2-9-MIA 30	(2:26) K.Hunt up the middle to MIA 34 for -4 yards (C.Malveaux).	
	Timeout #3 by MIA at 02:15.	

Miami Dolphins vs Kansas City Chiefs at Arrowhead Stadium

3-13-MIA 34 (2:15) (Shotgun) A.Smith pass short left to T.Kelce to MIA 28 for 6 yards (K.Alonso).

Two-Minute Warning

4-7-MIA 28 (2:00) H.Butker 46 yard field goal is No Good, Short, Center-J.Winchester, Holder-D.Colquitt.

Miami Dolphins at 1:55

1-10-MIA 36 (1:55) (Shotgun) J.Cutler pass incomplete short middle to J.Landry (K.Pierre-Louis).
 2-10-MIA 36 (1:48) (Shotgun) J.Cutler pass short right to A.Derby to MIA 47 for 11 yards (D.Sorensen).
1-10-MIA 47 (1:26) (No Huddle, Shotgun) J.Cutler pass incomplete short left to A.Derby.
 2-10-MIA 47 (1:21) (Shotgun) J.Cutler pass incomplete deep left to K.Drake.
 3-10-MIA 47 (1:16) (Shotgun) J.Cutler pass incomplete deep right to D.Parker.
 4-10-MIA 47 (1:10) (Shotgun) J.Cutler pass incomplete deep right to D.Parker.

P15

Kansas City Chiefs at 1:05

1-10-MIA 47 (1:05) A.Smith kneels to MIA 48 for -1 yards.
 2-11-MIA 48 (:32) A.Smith kneels to MIA 49 for -1 yards.

END OF QUARTER

	Score	Time Poss	First Downs				Efficiencies	
			R	P	X	T	3 Down	4 Down
Miami Dolphins	13	4:16	0	4	0	4	0/3	0/2
Kansas City Chiefs	29	10:44	0	3	0	3	3/6	0/0

Miscellaneous Statistics Report

Miami Dolphins vs Kansas City Chiefs
12/24/2017 at Arrowhead Stadium

Ten Longest Plays for Miami Dolphins

Yards	Qtr	Play Start	Play Description
65	2	1-10-MIA 35	(3:34) (Shotgun) J.Cutler pass short left to J.Grant for 65 yards, TOUCHDOWN.
34	4	1-10-50	(11:36) J.Cutler pass deep right to D.Parker to KC 16 for 34 yards (R.Parker).
26	2	2-7-MIA 41	(11:09) (Shotgun) J.Cutler pass short left to J.Grant to KC 33 for 26 yards (D.Sorensen).
21	4	1-10-MIA 29	(12:15) (Shotgun) J.Cutler pass short left to J.Landry to 50 for 21 yards (R.Parker).
18	2	1-10-KC 33	(10:25) (Shotgun) K.Drake right end to KC 15 for 18 yards (R.Ragland).
16	4	2-15-MIA 20	(3:37) (Shotgun) J.Cutler pass short left to K.Stills to MIA 36 for 16 yards (D.Revis).
15	1	2-8-MIA 27	(9:15) (No Huddle) J.Cutler pass short left to K.Stills to MIA 42 for 15 yards (S.Nelson).
11	1	2-20-KC 32	(5:00) (Shotgun) J.Cutler pass short right to J.Landry to KC 21 for 11 yards (S.Nelson).
11	4	2-10-MIA 36	(1:48) (Shotgun) J.Cutler pass short right to A.Derby to MIA 47 for 11 yards (D.Sorensen).
10	1	2-5-MIA 47	(8:07) J.Cutler pass short middle to D.Parker to KC 43 for 10 yards (S.Nelson; R.Ragland).

Ten Longest Plays for Kansas City Chiefs

Yards	Qtr	Play Start	Play Description
52	2	3-15-KC 35	(15:00) (Shotgun) A.Smith pass deep middle to T.Hill to MIA 13 for 52 yards (B.McCain).
35	3	2-1-MIA 42	(12:08) A.Smith pass deep left to O.Charles to MIA 7 for 35 yards (K.Alonso).
33	2	2-10-50	(:32) (Shotgun) A.Smith pass deep right to T.Hill ran ob at MIA 17 for 33 yards [J.Phillips]. MIA-C.Wake was injured during
25	4	3-8-MIA 28	(14:17) (Shotgun) A.Smith pass short left to C.West ran ob at MIA 3 for 25 yards.
24	2	2-8-MIA 27	(5:00) (Shotgun) K.Hunt right end to MIA 3 for 24 yards (R.Jones).
18	3	2-10-KC 42	(8:47) (Shotgun) A.Smith pass deep left to T.Kelce to MIA 40 for 18 yards (R.Jones).
15	2	3-8-KC 45	(6:47) (Shotgun) A.Smith scrambles left end pushed ob at MIA 45 for 10 yards (R.Jones).
15	3	3-13-MIA 43	(6:37) (Shotgun) A.Smith pass short left to D.Harris to MIA 28 for 15 yards (T.McTyer).
14	1	3-9-KC 26	(2:40) (Shotgun) A.Smith pass short middle to T.Kelce to KC 40 for 14 yards (A.Verner).
13	1	1-10-MIA 44	(12:30) (Shotgun) A.Smith pass short right to A.Wilson pushed ob at MIA 31 for 13 yards (R.Jones).

Touchdown Scoring Information

		Offense	Defense	Special Teams
VISITOR	Miami Dolphins	1	0	0
HOME	Kansas City Chiefs	2	0	0

Player Scoring Information

Club	Player	TD	Rush TD	Rec TD	KO TD	Punt TD	Int TD	Fum TD	Misc TD	FG	XP	2Pt Rush	2Pt Rec	Sfty	Points
MIA	C.Parkey	0	0	0	0	0	0	0	0	2	1	0	0	0	7
MIA	J.Grant	0	0	1	0	0	0	0	0	0	0	0	0	0	6
KC	H.Butker	0	0	0	0	0	0	0	0	5	2	0	0	0	17
KC	K.Hunt	0	1	0	0	0	0	0	0	0	0	0	0	0	6
KC	T.Kelce	0	0	1	0	0	0	0	0	0	0	0	0	0	6

Possession Detail

	First Half		Second Half		Game	
	Visitor	Home	Visitor	Home	Visitor	Home
Largest Lead	0	11	0	16	0	16
Drives Leading	0	3	0	6	0	9
Time of Possession Leading	0:00	6:55	0:00	22:06	0:00	29:01
Largest Deficit	-11	0	-16	0	-16	0
Drives Trailing	5	0	5	0	10	0
Time of Possession Trailing	12:17	0:00	7:54	0:00	20:11	0:00
Times Score Tied Up		1		0		1
Lead Changes		2		0		2



NFL STANDINGS

AMERICAN FOOTBALL CONFERENCE											
EAST DIVISION											
TEAM	W	L	T	PCT	PF	PA	HOME	AWAY	CONF	DIV	STREAK
y-New England Patriots	12	3	0	.800	432	290	5-2-0	7-1-0	9-2-0	4-1-0	Won 2
Buffalo Bills	8	7	0	.533	280	343	6-2-0	2-5-0	6-5-0	2-3-0	Lost 1
MIAMI DOLPHINS	6	9	0	.400	265	371	4-3-0	2-6-0	5-6-0	2-3-0	LOST 2
New York Jets	5	10	0	.333	292	356	4-4-0	1-6-0	5-6-0	2-3-0	Lost 3
NORTH DIVISION											
TEAM	W	L	T	PCT	PF	PA	HOME	AWAY	CONF	DIV	STREAK
y-Pittsburgh Steelers	12	3	0	.800	378	284	5-2-0	7-1-0	9-2-0	5-0-0	Won 1
Baltimore Ravens	9	6	0	.600	368	272	5-2-0	4-4-0	7-4-0	3-2-0	Won 2
Cincinnati Bengals	6	9	0	.400	259	322	4-4-0	2-5-0	5-6-0	2-3-0	Won 1
Cleveland Browns	0	15	0	.000	210	382	0-8-0	0-7-0	0-11-0	0-5-0	Lost 15
SOUTH DIVISION											
TEAM	W	L	T	PCT	PF	PA	HOME	AWAY	CONF	DIV	STREAK
y-Jacksonville Jaguars	10	5	0	.667	407	253	6-2-0	4-3-0	9-2-0	4-1-0	Lost 1
Tennessee Titans	8	7	0	.533	319	346	5-2-0	3-5-0	7-4-0	4-1-0	Lost 3
Houston Texans	4	11	0	.267	325	414	3-5-0	1-6-0	3-8-0	1-4-0	Lost 5
Indianapolis Colts	3	12	0	.200	241	391	2-5-0	1-7-0	2-9-0	1-4-0	Lost 6
WEST DIVISION											
TEAM	W	L	T	PCT	PF	PA	HOME	AWAY	CONF	DIV	STREAK
y-Kansas City Chiefs	9	6	0	.600	388	315	6-2-0	3-4-0	7-4-0	4-1-0	Won 3
Los Angeles Chargers	8	7	0	.533	325	262	4-3-0	4-4-0	5-6-0	2-3-0	Won 1
Oakland Raiders	6	9	0	.400	291	343	4-4-0	2-5-0	5-6-0	2-3-0	Lost 3
Denver Broncos	5	10	0	.333	265	355	4-3-0	1-7-0	4-7-0	2-3-0	Lost 1

NATIONAL FOOTBALL CONFERENCE											
EAST DIVISION											
TEAM	W	L	T	PCT	PF	PA	HOME	AWAY	CONF	DIV	STREAK
z-Philadelphia Eagles	13	2	0	.867	457	289	7-0-0	6-2-0	10-1-0	5-0-0	Won 3
Dallas Cowboys	8	7	0	.533	348	332	3-5-0	5-2-0	6-5-0	4-1-0	Lost 1
Washington Redskins	7	8	0	.467	332	370	5-3-0	2-5-0	5-6-0	1-4-0	Won 2
New York Giants	2	13	0	.133	228	378	1-6-0	1-7-0	0-11-0	0-5-0	Lost 5
NORTH DIVISION											
TEAM	W	L	T	PCT	PF	PA	HOME	AWAY	CONF	DIV	STREAK
y-Minnesota Vikings	12	3	0	.800	359	242	6-1-0	6-2-0	9-2-0	4-1-0	Won 2
Detroit Lions	8	7	0	.533	375	365	3-4-0	5-3-0	7-4-0	4-1-0	Lost 1
Green Bay Packers	7	8	0	.467	309	349	4-4-0	3-4-0	5-6-0	2-3-0	Lost 2
Chicago Bears	5	10	0	.333	254	297	3-5-0	2-5-0	1-10-0	0-5-0	Won 1
SOUTH DIVISION											
TEAM	W	L	T	PCT	PF	PA	HOME	AWAY	CONF	DIV	STREAK
x-New Orleans Saints	11	4	0	.733	424	295	7-1-0	4-3-0	8-3-0	4-1-0	Won 2
x-Carolina Panthers	11	4	0	.733	353	305	6-2-0	5-2-0	7-4-0	3-2-0	Won 3
Atlanta Falcons	9	6	0	.600	331	305	4-3-0	5-3-0	8-3-0	3-2-0	Lost 1
Tampa Bay Buccaneers	4	11	0	.267	304	358	3-4-0	1-7-0	2-9-0	0-5-0	Lost 5
WEST DIVISION											
TEAM	W	L	T	PCT	PF	PA	HOME	AWAY	CONF	DIV	STREAK
y-Los Angeles Rams	11	4	0	.733	465	295	4-3-0	7-1-0	7-4-0	4-1-0	Won 2
Seattle Seahawks	9	6	0	.600	342	306	4-3-0	5-3-0	7-4-0	4-1-0	Won 1
Arizona Cardinals	7	8	0	.467	269	337	5-3-0	2-5-0	4-7-0	2-3-0	Won 1
San Francisco 49ers	5	10	0	.333	297	370	3-5-0	2-5-0	2-9-0	0-5-0	Won 4

x - Clinched Playoffs; y - Clinched Division; z - Clinched Conference