



DENVER BRONCOS

2017 WEEKLY PRESS RELEASE

Denver Broncos Football Media Relations Staff:

Patrick Smyth, *Exec. V.P. of Public & Community Relations* • patrick.smyth@broncos.nfl.net
Erich Schubert, *Director of Media Relations* • erich.schubert@broncos.nfl.net
Seth Medvin, *Strategic Communications Manager* • seth.medvin@broncos.nfl.net



3 World Championships • 8 Super Bowls • 10 AFC Title Games • 15 AFC West Titles • 22 Playoff Berths • 29 Winning Seasons



WEEK #17



Denver Broncos (5-10) vs. Kansas City Chiefs (9-6)

Sunday, Dec. 31, 2017 • 2:25 p.m. MST

Sports Authority Field at Mile High (76,125) • Denver

BROADCAST INFORMATION

TELEVISION:	CBS	Beth Mowins (play-by-play) Jay Feely (color analyst)
LOCAL RADIO:	KOA (850 AM/94.1 FM) The Fox (103.5 FM)	Dave Logan (play-by-play) Rick Lewis (color analyst) Tyler Polumbus (sideline)
SPANISH RADIO:	KNRV (1150 AM)	Javier Olivas (play-by-play) Carlos Valdez (color analyst) Hector Salazar (sideline)

BRONCOS 2017 SCHEDULE

PRESEASON

Wk. Day	Date	Opponent	Site	Result	Rec.
1 Thu.	Aug. 10	at Chicago	Soldier Field	W, 24-17	1-0
2 Sat.	Aug. 19	at San Francisco	Levi's Stadium	W, 33-14	2-0
3 Sat.	Aug. 26	GREEN BAY	Sports Authority Field at Mile High	W, 20-17	3-0
4 Thu.	Aug. 31	ARIZONA	Sports Authority Field at Mile High	W, 30-2	4-0

REGULAR SEASON

Wk. Day	Date	Opponent	Site	Time/Result	TV/Rec.
1 Mon.	Sept. 11	L.A. CHARGERS	Sports Authority Field at Mile High	W, 24-21	1-0
2 Sun.	Sept. 17	DALLAS	Sports Authority Field at Mile High	W, 42-17	2-0
3 Sun.	Sept. 24	at Buffalo	New Era Field	L, 26-16	2-1
4 Sun.	Oct. 1	OAKLAND	Sports Authority Field at Mile High	W, 16-10	3-1
5 Sun.	Oct. 8	BYE			
6 Sun.	Oct. 15	N.Y. GIANTS	Sports Authority Field at Mile High	L, 23-10	3-2
7 Sun.	Oct. 22	at L.A. Chargers	StubHub Center	L, 21-0	3-3
8 Mon.	Oct. 30	at Kansas City	Arrowhead Stadium	L, 29-19	3-4
9 Sun.	Nov. 5	at Philadelphia	Lincoln Financial Field	L, 51-12	3-5
10 Sun.	Nov. 12	NEW ENGLAND	Sports Authority Field at Mile High	L, 41-16	3-6
11 Sun.	Nov. 19	CINCINNATI	Sports Authority Field at Mile High	L, 20-17	3-7
12 Sun.	Nov. 26	at Oakland	Oakland-Alameda County Coliseum	L, 21-14	3-8
13 Sun.	Dec. 3	at Miami	Hard Rock Stadium	L, 35-9	3-9
14 Sun.	Dec. 10	N.Y. JETS	Sports Authority Field at Mile High	W, 23-0	4-9
15 Thu.	Dec. 14	at Indianapolis	Lucas Oil Stadium	W, 25-13	5-9
16 Sun.	Dec. 24	at Washington	FedExField	L, 27-11	5-10
17 Sun.	Dec. 31	KANSAS CITY	Sports Authority Field at Mile High	2:25 p.m. MST	CBS

DENVER BRONCOS QUICK HITS

Denver owns a 54-60-0 (.473) all-time regular season record against Kansas City, including a 35-22-0 (.614) record at home.

Denver has won a franchise-record 32 consecutive games (dating to 2012) when winning the turnover battle—the longest active streak in the NFL (and longest since G.B., 2009-13). [See Page 5](#)

The Broncos have the toughest strength of schedule in 2017 with their opponents posting a combined .578 win percentage (147-107-2) in 2016. [See Page 5](#)

The Broncos own the third-best win percentage (.604) in all of professional sports during Owner **Pat Bowlen's** tenure (1984-present). [See Page 6](#)

Pat Bowlen ranks second among pro football owners with seven Super Bowl appearances spanning three different decades. [See Page 6](#)

Since President of Football Operations/GM **John Elway** was hired in 2011, the Broncos rank among the NFL leaders in total wins (78), regular-season wins (72) division titles (5), Super Bowl appearances (2) and World Championships (1) during that span. [See Page 9](#)

During **Elway's** seven seasons as an executive (2011-pres.), the Broncos have acquired an NFL-high 12 players who have combined for a league-best 26 total Pro Bowls. [See Page 10](#)

Vance Joseph is in his first season with the Broncos after being named the 16th head coach in franchise history. [See Page 10](#)

Wide receiver **Demaryius Thomas** ranks third in Broncos history in receptions (619) and second in both receiving yards (8,544) and receiving touchdowns (56). [See Page 12](#)

Since entering the NFL with the Broncos in 2013, running back **C.J. Anderson** has posted the top three single-game rushing totals in franchise history by an undrafted player. [See Page 13](#)

The Broncos, who are second in total defense (284.1 ypg), own the league's fourth-ranked pass defense (196.1 ypg) and the NFL's third-ranked run defense (88.0 ypg). [See Page 14](#)

Outside linebacker **Von Miller** is one of just three players in NFL history to reach double-digit sack totals in six of their first seven years. [See Page 15](#)

Cornerback **Chris Harris Jr.**, who was named the Broncos' 2017 Walter Payton NFL Man of the Year, is one of just three NFL players to post multiple interceptions in each of the last six seasons. [See Page 16](#)

Denver's **Aqib Talib** is one of two NFL cornerbacks (Patrick Peterson, Ari.) to make the Pro Bowl in each of the last five seasons. [See Page 17](#)

2017 AFC WEST STANDINGS

Team	W	L	T	PF	PA	Home	Road	AFC	NFC	DIV	Streak
Kansas City	9	6	0	388	315	6-2	3-4	7-4	2-2	4-1	Won 3
L.A. Chargers	8	7	0	325	262	4-3	4-4	5-6	3-1	2-3	Won 1
Oakland	6	9	0	291	343	4-4	2-5	5-6	1-3	2-3	Lost 3
Denver	5	10	0	265	355	4-3	1-7	4-7	1-3	2-3	Lost 1



2017 TEAM COMPARISONS

BRONCOS/CHIEFS 2017 TEAM COMPARISON		
	BRONCOS	CHIEFS
Record	5-10	9-6
Turnover Margin (NFL Rank)	-16 (31st)	+14 (2nd)
OFFENSE		
Net Yards Per Game (NFL Rank)	323.3 (T-19th)	375.2 (5th)
Yards Per Play (NFL Rank)	4.8 (29th)	6.1 (2nd)
Points Per Game (NFL Rank)	17.7 (T-26th)	25.9 (6th)
Possession Average	31:30	30:46
Net Rushing Yards Per Game	116.1 (T-13th)	119.5 (9th)
Net Passing Yards Per Game	207.1 (21st)	255.7 (7th)
Had Intercepted/Yards	20/396	7/91
Sacks Allowed/Yards	47/307	35/207
Fumbles/Lost	25/11	12/2
Third Down Pct. (NFL Rank)	38.9% (17th)	39.4% (13th)
Red Zone TD Pct. (NFL Rank)	40.0% (31st)	42.5% (29th)
Giveaways	31	9
DEFENSE		
Net Yards Per Game (NFL Rank)	284.1 (2nd)	367.1 (28th)
Yards Per Play (NFL Rank)	4.8 (3rd)	5.6 (27th)
Points Per Game (NFL Rank)	23.7 (22nd)	21.0 (14th)
Net Rushing Yards Per Game	88.0 (3rd)	118.7 (23rd)
Net Passing Yards Per Game	196.1 (4th)	248.4 (27th)
Intercepted By/Yards	9/228	14/154
Sacks For/Yards	31/160	26/151
Opponent Fumbles/Lost	11/6	18/9
Third Down Pct. (NFL Rank)	31.3% (2nd)	40.0% (22nd)
Red Zone TD Pct. (NFL Rank)	60.5% (26th)	56.3% (21st)
Takeaways	15	23
SPECIAL TEAMS		
Punts-Average Yards (Gross)	44.4	44.7
Punts-Average Yards (Net)	40.0	40.7
Punt Returns-Average Per	8.6	6.8
Punt Returns-Average Per Allowed	9.3	6.9
Kickoff Returns-Average Per	22.2	23.0
Kickoff Returns-Average Per Allowed	24.1	18.6
Field Goals Made/Attempted	23/31	39/43
PENALTIES		
Penalties Against/Yards	109/855	114/1004
Opponent Penalties Against/Yards	85/781	103/834

BRONCOS/CHIEFS 2017 INDIVIDUAL COMPARISON			
	BRONCOS	CHIEFS	
PASSING YARDS			
Siemian	2285	Smith	4042
Osweiler	1088		
Lynch	41		
RUSHING YARDS			
C. Anderson	946	Hunt	1292
Charles	296	Smith	355
Booker	278	West	72
RECEIVING YARDS			
De. Thomas	892	Hill	1183
Sanders	555	Kelce	1038
Fowler	294	Hunt	455
POINTS SCORED			
McManus	93	Butker	133
C. Anderson	26	Hunt	60
De. Thomas	24	Two Players	48
INTERCEPTIONS			
Three Players	2	Peters	5
Three Players	1	Mitchell	3
		Parker	2
SACKS			
Miller	10.0	Houston	9.5
Barrett	4.5	Jones	5.5
S. Harris	4.0	Two Players	2.0
DEFENSIVE TACKLES (PRESS BOX TOTALS)			
Marshall	101	Sorensen	88
Davis	78	Johnson	71
Simmons	63	Parker	68
Stewart	61	Houston	58
Miller	57	Logan	52
KICKOFF RETURNS (AVG.)			
Booker	14 (19.7)	Hunt	25 (24.4)
Latimer	8 (23.8)	Thomas	13 (23.5)
Langley	6 (30.5)	West	2 (18.5)
PUNT RETURNS (AVG.)			
McKenzie	21 (8.7)	Hill	25 (8.2)
Taylor	10 (9.7)	Thomas	7 (2.7)
Sharp*	5 (11.0)		
FIELD GOALS			
McManus	23/31 (.742)	Butker	36/40 (.900)
		Santos*	3/3 (1.000)
PUNTS (GROSS/NET AVG.)			
Dixon	69 (46.0/40.2)	Colquitt	60 (44.7/40.7)

* - player not currently on active roster



BRONCOS-CHIEFS SERIES RESULTS

BRONCOS/CHIEFS ALL-TIME RESULTS

Season (Date)	W/L	Result	Site
1960 (10/30)	L	Dallas 17, @Denver 14	Bears Stadium
1960 (11/13)	L	@Dallas 34, Denver 7	Cotton Bowl
1961 (10/8)	L	Dallas 19, @Denver 12	Bears Stadium
1961 (12/10)	L	@Dallas 49, Denver 21	Cotton Bowl
1962 (11/18)	L	Dallas 24, @Denver 3	Bears Stadium
1962 (12/9)	L	@Dallas 17, Denver 10	Cotton Bowl
1963 (9/7)	L	Kansas City 59, @Denver 7	University of Denver Stadium
1963 (12/8)	L	@Kansas City 52, Denver 21	Municipal Stadium
1964 (10/11)	W	@Denver 33, Kansas City 27	Bears Stadium
1964 (11/1)	L	@Kansas City 49, Denver 39	Municipal Stadium
1965 (10/10)	L	Kansas City 31, @Denver 23	Bears Stadium
1965 (12/19)	L	@Kansas City 45, Denver 35	Municipal Stadium
1966 (10/8)	L	@Kansas City 37, Denver 10	Municipal Stadium
1966 (10/23)	L	Kansas City 56, @Denver 10	Bears Stadium
1967 (10/29)	L	@Kansas City 52, Denver 9	Municipal Stadium
1967 (12/17)	L	Kansas City 38, @Denver 24	Bears Stadium
1968 (9/22)	L	@Kansas City 34, Denver 2	Municipal Stadium
1968 (12/14)	L	Kansas City 30, @Denver 7	Bears Stadium
1969 (10/5)	L	Kansas City 26, @Denver 13	Mile High Stadium
1969 (11/27)	L	@Kansas City 31, Denver 17	Municipal Stadium
1970 (10/4)	W	@Denver 26, Kansas City 13	Mile High Stadium
1970 (12/6)	L	@Kansas City 16, Denver 0	Municipal Stadium
1971 (10/3)	L	Kansas City 16, @Denver 3	Mile High Stadium
1971 (11/21)	L	@Kansas City 28, Denver 10	Municipal Stadium
1972 (10/1)	L	Kansas City 45, @Denver 24	Mile High Stadium
1972 (12/3)	L	@Kansas City 24, Denver 21	Arrowhead Stadium
1973 (10/7)	L	@Kansas City 16, Denver 14	Arrowhead Stadium
1973 (11/25)	W	@Denver 14, Kansas City 10	Mile High Stadium
1974 (10/6)	W	Denver 17, @Kansas City 14	Arrowhead Stadium
1974 (11/18)	L	Kansas City 42, @Denver 34	Mile High Stadium
1975 (9/21)	W	@Denver 37, Kansas City 33	Mile High Stadium
1975 (10/26)	L	@Kansas City 26, Denver 13	Arrowhead Stadium
1976 (10/24)	W	Denver 35, @Kansas City 26	Arrowhead Stadium
1976 (12/5)	W	@Denver 17, Kansas City 16	Mile High Stadium
1977 (10/9)	W	@Denver 23, Kansas City 7	Mile High Stadium
1977 (11/20)	W	Denver 14, @Kansas City 7	Arrowhead Stadium
1978 (9/24)	W	Denver 23, @Kansas City 17 (OT)	Arrowhead Stadium
1978 (12/10)	W	@Denver 24, Kansas City 3	Mile High Stadium
1979 (10/14)	W	Denver 24, @Kansas City 10	Arrowhead Stadium
1979 (10/28)	W	@Denver 20, Kansas City 3	Mile High Stadium
1980 (10/19)	L	Kansas City 23, @Denver 17	Mile High Stadium
1980 (12/7)	L	@Kansas City 31, Denver 14	Arrowhead Stadium
1981 (10/18)	L	@Kansas City 28, Denver 14	Arrowhead Stadium
1981 (12/6)	W	@Denver 16, Kansas City 13	Mile High Stadium
1982 (12/19)	L	Kansas City 37, @Denver 16	Mile High Stadium
1983 (10/30)	W	@Denver 27, Kansas City 24	Mile High Stadium
1983 (12/18)	L	@Kansas City 48, Denver 17	Arrowhead Stadium
1984 (9/23)	W	@Denver 21, Kansas City 0	Mile High Stadium
1984 (12/2)	L	@Kansas City 16, Denver 13	Arrowhead Stadium
1985 (10/27)	W	Denver 30, @Kansas City 10	Arrowhead Stadium
1985 (12/14)	W	@Denver 14, Kansas City 13	Mile High Stadium
1986 (11/16)	W	@Denver 38, Kansas City 17	Mile High Stadium
1986 (12/7)	L	@Kansas City 37, Denver 10	Arrowhead Stadium
1987 (10/18)	W	Denver 26, @Kansas City 17	Arrowhead Stadium
1987 (12/19)	W	@Denver 20, Kansas City 17	Mile High Stadium
1988 (9/18)	L	@Kansas City 20, Denver 13	Arrowhead Stadium
1988 (11/6)	W	@Denver 17, Kansas City 11	Mile High Stadium
1989 (9/10)	W	@Denver 34, Kansas City 20	Mile High Stadium
1989 (11/12)	W	Denver 16, @Kansas City 13	Arrowhead Stadium
1990 (9/17)	W	@Denver 24, Kansas City 23	Mile High Stadium
1990 (12/9)	L	@Kansas City 31, Denver 20	Arrowhead Stadium
1991 (10/20)	W	@Denver 19, Kansas City 16	Mile High Stadium
1991 (11/17)	W	Denver 24, @Kansas City 20	Arrowhead Stadium
1992 (10/4)	W	@Denver 20, Kansas City 19	Mile High Stadium
1992 (12/27)	L	@Kansas City 42, Denver 20	Arrowhead Stadium
1993 (9/20)	L	@Kansas City 15, Denver 7	Arrowhead Stadium
1993 (12/12)	W	@Denver 27, Kansas City 21	Mile High Stadium
1994 (10/17)	L	Kansas City 31, @Denver 28	Mile High Stadium
1994 (12/4)	W	Denver 20, @Kansas City 17 (OT)	Arrowhead Stadium
1995 (10/22)	L	Kansas City 21, @Denver 7	Mile High Stadium
1995 (12/17)	L	@Kansas City 20, Denver 17	Arrowhead Stadium
1996 (9/22)	L	@Kansas City 17, Denver 14	Arrowhead Stadium
1996 (10/27)	W	@Denver 34, Kansas City 7	Mile High Stadium
1997 (8/31)	W	@Denver 19, Kansas City 3	Mile High Stadium
1997 (11/16)	L	@Kansas City 24, Denver 22	Arrowhead Stadium
1997 (1/4)	W	Denver 14, @Kansas City 10*	Arrowhead Stadium
1998 (11/16)	W	Denver 30, @Kansas City 7	Arrowhead Stadium
1998 (12/6)	W	@Denver 35, Kansas City 31	Mile High Stadium
1999 (9/19)	L	@Kansas City 26, Denver 10	Arrowhead Stadium
1999 (12/5)	L	Kansas City 16, @Denver 10	Mile High Stadium
2000 (9/24)	L	Kansas City 23, @Denver 22	Mile High Stadium
2000 (12/17)	L	@Kansas City 20, Denver 7	Arrowhead Stadium
2001 (10/7)	W	@Denver 20, Kansas City 6	INVESCO Field at Mile High
2001 (12/16)	L	@Kansas City 26, Denver 23 (OT)	Arrowhead Stadium
2002 (10/20)	W	Denver 37, @Kansas City 34 (OT)	Arrowhead Stadium
2002 (12/15)	W	@Denver 31, Kansas City 24	INVESCO Field at Mile High
2003 (10/5)	L	@Kansas City 24, Denver 23	Arrowhead Stadium
2003 (12/7)	W	@Denver 45, Kansas City 27	INVESCO Field at Mile High
2004 (9/12)	W	@Denver 34, Kansas City 24	INVESCO Field at Mile High
2004 (12/19)	L	@Kansas City 45, Denver 17	Arrowhead Stadium
2005 (9/26)	W	@Denver 30, Kansas City 10	INVESCO Field at Mile High
2005 (12/4)	L	@Kansas City 31, Denver 27	Arrowhead Stadium
2006 (9/17)	W	@Denver 9, Kansas City 6 (OT)	INVESCO Field at Mile High
2006 (11/23)	L	@Kansas City 19, Denver 10	Arrowhead Stadium
2007 (11/11)	W	Denver 27, @Kansas City 11	Arrowhead Stadium
2007 (12/9)	W	@Denver 41, Kansas City 7	INVESCO Field at Mile High
2008 (9/28)	L	@Kansas City 33, Denver 19	Arrowhead Stadium
2008 (12/7)	W	@Denver 24, Kansas City 17	INVESCO Field at Mile High
2009 (12/6)	W	Denver 44, @Kansas City 13	Arrowhead Stadium
2009 (1/3)	L	Kansas City 44, @Denver 24	INVESCO Field at Mile High
2010 (11/14)	W	@Denver 49, Kansas City 29	INVESCO Field at Mile High
2010 (12/5)	L	@Kansas City 10, Denver 6	Arrowhead Stadium
2011 (11/13)	W	Denver 17, @Kansas City 10	Arrowhead Stadium
2011 (1/1)	L	@Denver 3, Kansas City 7	S.A.F. at Mile High
2012 (11/25)	W	Denver 17, @ Kansas City 9	Arrowhead Stadium
2012 (12/30)	W	@Denver 38, Kansas City 3	S.A.F. at Mile High
2013 (11/17)	W	@Denver 27, Kansas City 17	S.A.F. at Mile High
2013 (12/1)	W	Denver 35, @ Kansas City 28	Arrowhead Stadium
2014 (9/14)	W	@Denver 24, Kansas City 17	S.A.F. at Mile High
2014 (11/30)	W	Denver 29, @Kansas City 16	Arrowhead Stadium
2015 (9/17)	W	Denver 31, @Kansas City 24	Arrowhead Stadium
2015 (11/15)	L	Kansas City 29, @Denver 13	S.A.F. at Mile High
2016 (11/27)	L	Kansas City 30 @Denver 27 (OT)	S.A.F. at Mile High
2016 (12/5)	L	@Kansas City 33, Denver 10	Arrowhead Stadium
2017 (10/30)	L	@Kansas City 29, Denver 19	Arrowhead Stadium

*- AFC Divisional Playoff

**BRONCOS-CHIEFS SERIES BREAKDOWN / WHAT TO WATCH FOR / CONNECTIONS****BRONCOS/CHIEFS SERIES BREAKDOWN
(REGULAR SEASON)**

Series Meetings:	114
Broncos Record:	54-60-0 (Home: 35-22-0 / Away: 19-38-0)
First Game:	Dal. 17, at Den. 14 (10/30/60)
Last Game:	at K.C. 29, Den. 19 (10/30/17)
Current Streak:	Lost 4
Longest Den. Win Streak:	8 (10/24/76 - 10/28/79)
Longest K.C. Win Streak:	11 (11/1/64 - 11/27/69)
Last Den. Home Win:	at Den. 24, K.C. 17 (9/14/14)
Last Den. Home Loss:	K.C. 30, at Den. 27 (OT) (11/27/16)
Last Den. Road Win:	Den. 31, at K.C. 24 (9/17/15)
Last Den. Road Loss:	at K.C. 29, Den. 19 (10/30/17)
Den. Shutouts:	1, at Den. 21, K.C. 0 (9/23/84)
K.C. Shutouts:	1, at K.C. 16, Den. 0 (12/6/70)
Most Den. Points:	49 (11/14/10): at Den. 49, K.C. 29
Most K.C. Points:	59 (9/7/63): at K.C. 59, Den. 7
Total Den. Points:	2,349
Total K.C. Points:	2,636
Average Den. Points:	20.6
Average K.C. Points:	23.1
Largest Den. Win:	35 (12/30/12): at Den. 38, K.C. 3
Largest K.C. Win:	52 (9/7/63): at K.C. 59, Den. 7
Most Pts., Both Teams:	88 (11/1/64): at K.C. 49, Den. 39
Fewest Pts., Both Teams:	10 (1/1/12): K.C. 7, at Den. 3

WHAT TO WATCH FOR vs. CHIEFS**TEAM (2-3 AFC West record)**

* - Needs a win to ensure at least a .500 record in divisional play for the 37th time in 48 seasons overall (and 20th time in the last 22 years).

OWNER PAT BOWLEN (Broncos have 327 reg. season wins & 348 overall wins under Pat Bowlen)

* - Can pass former Raiders Owner Al Davis for the fifth most regular-season wins and all-time victories by an NFL owner.

RB C.J. ANDERSON (946 rushing yards in 2017)

* - Needs 54 rushing yards to record his first 1,000-yard rushing season and the first 1,000-yard rushing season by a Bronco since Knowshon Moreno (1,038) in 2013.

OLB VON MILLER (83.5 career sacks)

* - Needs 2.5 sacks to move into the NFL's top 50 in career sacks.

CB BRADLEY ROBY (17 passes defended in 2017)

* - With one pass defended, he will become the first Bronco since Champ Bailey (21 PD in 2006) with 18 passes defended in a season.

BRONCOS/CHIEFS CONNECTIONS**CROSSING PATHS (COLLEGE)**

Broncos **DE DeMarcus Walker** played at Florida State with Chiefs **OL Cameron Erving** from 2012-14... Broncos **WR Jordan Taylor** and Chiefs **DB Phillip Gaines** were Rice teammates from 2011-13... Broncos **OLB Von Miller** was Texas A&M teammates with Chiefs **DB Steven Terrell** from 2009-10.

CROSSING PATHS (PRO)

Broncos **Assistant Defensive Backs Coach Johnnie Lynn** coached cornerbacks (2011) during **Kansas City Chiefs' Head Coach Andy Reid's** 14 season stint in Philadelphia as Head Coach/Executive Vice President of Football Operations for the team... Broncos **Defensive Coordinator Joe Woods** coached defensive backs while Broncos **Outside Linebackers Coach Fred Pagac** served in his same position under Kansas City Chiefs' **Assistant Head Coach Brad Childress** during his time as the Minnesota Vikings head coach from 2006-11... Broncos **G Allen Barbre** and Chiefs **DL Bennie Logan** were Philadelphia teammates from 2013-16... Denver Bronco **CB Aqib Talib** was a Tampa Bay Buccaneer alongside Kansas City Chiefs **DL Roy Miller** (2009-12)... Broncos **G Ron Leary** was a Dallas Cowboy with Chiefs **DB Terrance Mitchell** (2015).

FORMER CHIEFS ON THE BRONCOS

Denver Broncos **RB Jamaal Charles** was drafted by the Chiefs as the first of three third-round picks, 73rd overall, in the 2008 NFL Draft. During his nine year stint with the Chiefs (2008-16), Charles rushed at least 1,000 yards in five seasons tallying 7,220 career rushing yards, making him the leader in all-time career rushing yards for the Chiefs... Broncos **T Donald Stephenson** was the 74th overall selection in the third round of the 2012 NFL Draft by the Chiefs. Stephenson appeared in all 16 games both of his first two seasons with the club, starting seven times... Broncos **Special Teams Coordinator Brock Olivo** served as Kansas City's assistant special teams coach from 2014-16... Broncos **Outside Linebackers Coach Fred Pagac** also spent time as the Chiefs linebackers coach from 2004-05.

HOMETOWN CONNECTIONS

Stephenson is a Missouri native. Stephenson attended Central High School in Kansas City where he was named all-league as a junior... Broncos **G Allen Barbre** is from Neosho, Mo, where he attended East Newton County High School... Barbre stayed close to home to attend Missouri Southern University... Broncos **G/C Connor McGovern** played football at the University of Missouri where he was named 2013 Spring Team Most Improved OL... Broncos **OLB Shane Ray** was raised in Kansas City where he attended Roeland Park Bishop Miege High School where he participated in both football and track and field... Ray was named to the first-team all-state honors as a senior in high school after totaling 100 sacks.



NFL STANDINGS / NFL WEEK 17 SCHEDULE / TEAM NOTES

2017 NFL STANDINGS

AFC East

Team	W	L	T	Pct	PF	PA	Home	Road	Div	AFC	NFC
N.E.	12	3	0	.800	432	290	5-2	7-1	4-1	9-2	3-1
Buf.	8	7	0	.533	280	343	6-2	2-5	2-3	6-5	2-2
Mia.	6	9	0	.400	265	371	4-3	2-6	2-3	5-6	1-3
NYJ.	5	10	0	.333	292	356	4-4	1-6	2-3	5-6	0-4

AFC North

Team	W	L	T	Pct	PF	PA	Home	Road	Div	AFC	NFC
Pit.	12	3	0	.800	378	284	5-2	7-1	5-0	9-2	3-1
Bal.	9	6	0	.600	368	272	5-2	4-4	3-2	7-4	2-2
Cin.	8	9	0	.400	259	322	4-4	2-5	2-3	5-6	1-3
Cle.	0	15	0	.000	210	382	0-8	0-7	0-5	0-11	0-4

AFC South

Team	W	L	T	Pct	PF	PA	Home	Road	Div	AFC	NFC
Jac.	10	5	0	.667	407	253	6-2	4-3	4-1	9-2	1-3
Ten.	8	7	0	.533	319	346	5-2	3-5	4-1	7-4	1-3
Hou.	4	11	0	.267	325	414	3-5	1-6	1-4	3-8	1-3
Ind.	3	12	0	.200	241	391	2-5	1-7	1-4	2-9	1-3

AFC West

Team	W	L	T	Pct	PF	PA	Home	Road	Div	AFC	NFC
K.C.	9	6	0	.600	388	315	6-2	3-4	4-1	7-4	2-2
LAC	8	7	0	.533	325	262	4-3	4-4	2-3	5-6	3-1
Oak.	6	9	0	.400	291	343	4-4	2-5	2-3	5-6	1-3
Den.	5	10	0	.333	265	355	4-3	1-7	2-3	4-7	1-3

NFC East

Team	W	L	T	Pct	PF	PA	Home	Road	Div	NFC	AFC
Phi.	13	2	0	.867	457	289	7-0	6-2	5-0	10-1	3-1
Dal.	8	7	0	.533	348	332	3-5	5-2	4-1	6-5	2-2
Was.	7	8	0	.467	332	370	5-3	2-5	1-4	5-6	2-2
NYG	2	13	0	.133	228	378	1-6	1-7	0-5	0-11	2-2

NFC North

Team	W	L	T	Pct	PF	PA	Home	Road	Div	NFC	AFC
Min.	12	3	0	.800	359	242	6-1	6-2	4-1	9-2	3-1
Det.	8	7	0	.533	375	365	3-4	5-3	4-1	7-4	1-3
G.B.	7	8	0	.467	309	349	4-4	3-4	2-3	5-6	2-2
Chi.	5	10	0	.333	254	297	3-5	2-5	0-5	1-10	4-0

NFC South

Team	W	L	T	Pct	PF	PA	Home	Road	Div	NFC	AFC
N.O.	11	4	0	.733	424	295	7-1	4-3	4-1	8-3	3-1
Car.	11	4	0	.733	353	305	6-2	5-2	3-2	7-4	4-0
Atl.	9	6	0	.600	331	305	4-3	5-3	3-2	8-3	1-3
T.B.	4	11	0	.267	304	358	3-4	1-7	0-5	2-9	2-2

NFC West

Team	W	L	T	Pct	PF	PA	Home	Road	Div	NFC	AFC
LAR	11	4	0	.733	465	295	4-3	7-1	4-1	7-4	4-0
Sea.	9	6	0	.600	342	306	4-3	5-3	4-1	7-4	2-2
Ari.	7	8	0	.467	269	337	5-3	2-5	2-3	4-7	3-1
S.F.	5	10	0	.333	297	370	3-5	2-5	0-5	2-9	3-1

NFL SCHEDULE - REGULAR SEASON WEEK 17

Sunday, Dec. 31

Carolina at Atlanta	1:00 p.m. (EST)
Cincinnati at Baltimore	1:00 p.m. (EST)
Jacksonville at Tennessee	12:00 p.m. (CST)
New Orleans at Tampa Bay	1:00 p.m. (EST)
Cleveland at Pittsburgh	1:00 p.m. (EST)
Green Bay at Detroit	1:00 p.m. (EST)
Houston at Indianapolis	1:00 p.m. (EST)
Buffalo at Miami	1:00 p.m. (EST)
Chicago at Minnesota	12:00 p.m. (CST)
N.Y. Jets at New England	1:00 p.m. (EST)
Washington at N.Y. Giants	1:00 p.m. (EST)
Dallas at Philadelphia	1:00 p.m. (EST)
Oakland at L.A. Chargers	1:25 p.m. (PST)
Kansas City at Denver	2:25 p.m. (MST)
San Francisco at L.A. Rams	1:25 p.m. (PST)
Arizona at Seattle	1:25 p.m. (PST)

BRONCOS OWN 32-GAME WIN STREAK WHEN WINNING TURNOVER BATTLE

Denver has won a franchise-record 32 consecutive games when winning the turnover battle (dating to 2012) to represent the longest active streak in the NFL and the longest such streak since Green Bay (34 gms.) from 2009-13.

The Broncos are 2-0 in 2017 when finishing with a turnover margin of +1 or better.

MOST CONSECUTIVE WINS WHEN WINNING TURNOVER BATTLE (active streaks)

Team	Consecutive Wins
1. Denver	32
2. Houston	17
3. Seattle	15
4. New Orleans	12

BRONCOS HAVE NFL'S TOUGHEST SCHEDULE IN 2017

The Broncos have the toughest strength of schedule in 2017 with their opponents posting a combined .578 win percentage (147-107-2) in 2016.

2017 NFL STRENGTH OF SCHEDULE LEADERS

Team	Opp. combined 2016 record			Pct.
	W	L	T	
1. Denver	147	107	2	.578
2. Kansas City	147	108	1	.576
3. L.A. Chargers	145	110	1	.568
4. Oakland	144	111	1	.564
5. Buffalo	143	112	1	.561



TEAM NOTES / OWNER PAT BOWLEN

COLLEGE FREE-AGENT CARTER MAKES ACTIVE ROSTER

For the 13th time in the last 14 years, at least one rookie college free agent made the Broncos' active roster out of training camp for the first week of the regular season.

Safety Jamal Carter represents the 20th rookie college free agent to make Denver's active roster out of training camp since 1997.

COLLEGE FREE AGENTS TO MAKE DENVER'S 53-MAN ROSTER OUT OF TRAINING CAMP, SINCE 1997

Year	Player	College
1997	DT David Richie	Washington
1998	DE Cyron Brown	Western Illinois
2002	CB Lenny Walls	Boston College
2004	CB Roc Alexander	Washington
2005	TE Wesley Duke	Mercer
2006	RB Mike Bell	Arizona
2007	RB Selvin Young	Texas
2008	P Brett Kern	Toledo
2008	T Tyler Polumbus	Colorado
2008	ILB Wesley Woodyard	Kentucky
2009	DL Chris Baker	Hampton
2010	CB Cassius Vaughn	Mississippi
2011	CB Chris Harris	Kansas
2012	LS Aaron Brewer	San Diego State
2012	LB Steven Johnson	Kansas
2013	RB C.J. Anderson	California
2014	WR Isaiah Burse	Fresno State
2014	RB Juwan Thompson	Duke
2016	NT Kyle Peko	Oregon State
2017	S Jamal Carter	Miami

BRONCOS RANK SECOND IN SUPER BOWL APPEARANCES

Denver's eight Super Bowl appearances are tied for the second most in NFL history.

MOST SUPER BOWL APPEARANCES, NFL HISTORY

Team	No.
1. New England	9
2. Denver	8
Dallas	8
Pittsburgh	8
5. San Francisco	6

DENVER BRONCOS SUPER BOWL SEASONS

Season	Coach	Opponent	Result
1977	Red Miller	Dallas	L, 27-10
1986	Dan Reeves	N.Y. Giants	L, 39-20
1987	Dan Reeves	Washington	L, 42-10
1989	Dan Reeves	San Francisco	L, 55-10
1997	Mike Shanahan	Green Bay	W, 31-24
1998	Mike Shanahan	Atlanta	W, 34-19
2013	John Fox	Seattle	L, 43-8
2015	Gary Kubiak	Carolina	W, 24-10

DENVER OWNS MOST AFC WEST CROWNS

Denver has won 15 AFC West titles to represent the most among division members.

MOST AFC WEST DIVISION TITLES

Team	No.
1. Denver	15
2. Oakland	12
3. San Diego	10
4. Kansas City	8
5. Seattle	2

BRONCOS SUCCESSFUL IN OVERTIME

The Denver Broncos own the most overtime wins in professional football history (28) with their .604 win percentage (28-18-2) ranking second all-time since the system was instituted in 1974.

MOST OVERTIME WINS, REGULAR SEASON, NFL HISTORY

Team	W	L	T	Pct.
1. Denver	28	18	2	.604
2. Arizona	26	16	3	.611
3. Washington	25	16	2	.605
Chicago	25	21	0	.543
5. N.Y. Jets	24	18	2	.568

HOME SELLOUT STREAK

The Broncos have sold out every home game since the beginning of the 1970 season with the exception of two replacement games played during the 1987 strike (both games were sold out before the strike).

Denver has thus sold out 372 consecutive regular-season games, which marks the longest sellout streak in the NFL in a single city. With postseason games factored in, the total reaches 394.

LONGEST HOME SELLOUT STREAKS, REGULAR SEASON, NFL HISTORY

Team	Games	Year Started
1. Denver	372	1970
2. Pittsburgh	356	1972
3. N.Y. Giants	335	1974
4. Green Bay	334	1960

BRONCOS A WINNER UNDER BOWLEN

During Owner Pat Bowlen's tenure (1984-pres.), the Broncos own the second-best regular-season win percentage (.604) in the NFL and the third-best win percentage by any team in American professional sports.

HIGHEST WIN PERCENTAGES AMONG AMERICAN PRO SPORTS TEAMS (SINCE 1984; FIGURES CURRENT THROUGH DEC. 18)

Team	League	W	L	T	Pct.
1. San Antonio Spurs	NBA	1,715	977	-	.637
2. New England Patriots	NFL	334	208	0	.616
3. Denver Broncos	NFL	327	214	1	.604
4. Los Angeles Lakers	NBA	1,625	1,065	-	.604
5. Pittsburgh Steelers	NFL	324	217	1	.599

PAT BOWLEN TIED FOR FIFTH AMONG OWNERS IN WINS

Broncos Owner Pat Bowlen is tied for the fifth most regular-season wins in history among pro football owners.

MOST REGULAR SEASON WINS BY A TEAM OWNER, PROFESSIONAL FOOTBALL HISTORY

Owner	Team	Years	Wins
1. Bud Adams	Hou./Ten.	1960-2013 (54)	409
2. Ralph Wilson	Buffalo	1960-2013 (54)	390
3. Lamar Hunt	Kansas City	1960-2006 (47)	381
4. Art Modell	Cle./Bal.	1961-2003 (43)	353
5. Pat Bowlen	Denver	1984-pres. (34)	348
Al Davis	L.A./Oak.	1972-2011 (40)	348



OWNER PAT BOWLEN

PAT BOWLEN A RING OF FAMER

Broncos Owner Pat Bowlen was officially enshrined as the 28th member of the Ring of Fame in 2015.

Mr. Bowlen's indelible contributions to the Broncos, the community and the NFL have established him as one of the greatest contributors in professional football history.

PAT BOWLEN'S ALL-TIME RANKINGS AMONG PRO FOOTBALL PRIMARY OWNERS/CHAIRPERSONS

Category	No.	All-Time Rk.	Since '84
Regular-Season Wins	327	T-5th	1st
Overall Wins	348	T-5th	1st
Winning Seasons	21	T-6th	1st
Playoff Appearances	18	T-2nd	1st
Playoff Wins	21	T-3rd	2nd
Conference Championship Berths	9	T-4th	2nd
Super Bowl Appearances	7	2nd	2nd
Super Bowl Wins	3	T-4th	T-3rd

PAT BOWLEN HAS SEVEN SUPER BOWL APPEARANCES

Broncos Owner Pat Bowlen ranks second among pro football owners with seven Super Bowl appearances.

Mr. Bowlen's teams have won three Super Bowls to tie for the fourth most under a single owner in pro football history.

MOST SUPER BOWL APPEARANCES BY A TEAM OWNER, PROFESSIONAL FOOTBALL HISTORY

Owner	Team	No.
1. Robert Kraft	New England	8
2. Pat Bowlen	Denver	7
3. Edward DeBartolo Jr.	San Francisco	5
Clint Murchison Jr.	Dallas	5
Joe Robbie	Miami	5

MOST SUPER BOWL WINS BY A TEAM OWNER, PROFESSIONAL FOOTBALL HISTORY

Owner	Team	No.
1. Edward DeBartolo Jr.	San Francisco	5
Robert Kraft	New England	5
3. Art Rooney	Pittsburgh	4
4. Pat Bowlen	Denver	3
Al Davis	Oakland	3
Jerry Jones	Dallas	3
Jack Kent Cooke	Washington	3

PAT BOWLEN IN 34th YEAR AS OWNER

Denver Broncos Owner Pat Bowlen, who is in his 34th year with the franchise in 2016, has received significant consideration for enshrinement into the Pro Football Hall of Fame in the contributor category.

Mr. Bowlen's outstanding contributions to the Broncos, the community and the NFL have established him as one of the greatest and most influential contributors in professional football history.

TEAM SUCCESS

Former NFL Commissioner Paul Tagliabue (2/2/16): "Pat might have been the only owner who had a major role in every one of those four areas (when NFL was transformed in the late 80s and early 90s: television revenue, labor peace, stadium construction & international growth). I worked with over 100 owners. I would put Pat in the top five."

Dallas Cowboys Owner Jerry Jones (8/3/14): "Pat once told me: 'My full-time job is for this franchise at the league level.' No one in ownership spent more time on league matters than Pat Bowlen... When you talk about the league and you talk about contribution during these critical years and how we have evolved from where we were in television and how we were in stadium, what we were in all of it, Pat Bowlen spent that kind of time. I do distinguish an owner that did change the course. Pat changed the course."

Former NBC Sports Chairman Dick Ebersol (2/3/16): "They should drive (Pat) immediately to the Hall of Fame. It was on his watch that the economic indicator of the NFL, which has always been positive, went into super orbit."

John Clayton (8/3/14): "I think it's inevitable (Pat) gets in (to the Pro Football Hall of Fame). He's what you want for an owner. He has his priorities taken care of. He's always made his franchise the best possible. He never scrimped on money. He never scrimped on resources. He always created a classy organization. So he's a winner on that front. His involvement in league issues is another big factor."

TEAM SUCCESS

* - Pat Bowlen is the first owner in professional football history to achieve 300 overall wins in his first 30 years.

* - In Pat Bowlen's 34 years as owner of the Broncos, the team has more Super Bowl appearances (7) than losing seasons (5), including three World Championships.

* - Pat Bowlen is the only owner in NFL history who has had four different head coaches lead his teams to Super Bowl appearances.

* - No team in NFL history has appeared in more Super Bowls (7) under a single owner than the Broncos have under Pat Bowlen. He is one of only seven owners in NFL history to preside over a team that has three or more Super Bowl wins.

* - The Broncos' 21 winning seasons and 18 playoff berths since 1984 are the most under a single owner in the NFL during that span. The Broncos have an NFL-low five losing seasons under Mr. Bowlen (never in consecutive years).

* - During Pat Bowlen's ownership, the Broncos own the second-highest winning percentage (.604) in the NFL, which ranks third in all of professional sports.

* - Pat Bowlen has helped Denver become the only NFL franchise to win at least 90 games in each of the last three decades (the Broncos are well on pace to win 90 games in the 2010s, needing only to finish out the decade with a 14-19 or better record to achieve that mark).

* - Under Pat Bowlen, the Broncos were the only AFC team to appear in three Super Bowls in the 1980s. They were also the only team from the conference to win a Super Bowl in the 1990s, capturing back-to-back World Championships in 1997-98 while setting an NFL record for most overall wins (33-6, .846) in a two-year period.



OWNER PAT BOWLEN

PAT BOWLEN OWNERSHIP PROFILE, cont.

NFL IMPACT

* - Mr. Bowlen served on nine National Football League committees during his ownership of the Broncos:

NFL Management Council Executive Committee (co-chair)

NFL Broadcasting Committee (chairman)

NFL Compensation Committee

NFL Network Committee

Pro Football Hall of Fame Committee

NFL Business Ventures Committee

NFL Finance Committee

Los Angeles Working Group Committee

NFL Workplace Diversity Committee

* - In his role as Chair of the NFL Broadcast Committee, Mr. Bowlen led the negotiations of the NFL's \$18 billion TV contract in 1998, the most lucrative single-sport contract in history.

* - In 1993, Mr. Bowlen gave an ultimatum to the networks that procured a bidding war, bringing FOX (NFC) and NBC (AFC) on as league broadcast partners and nearly doubling the television revenue from those streams.

Dallas Cowboys Owner Jerry Jones (2/3/16): "It was a watershed day. It changed NFL history and the game's relationship with TV."

* - Mr. Bowlen also was a key influencer in the 2006 launch of NBC's Sunday Night Football, which has become the most-watched TV program in the country.

Former NBC Sports Chairman Dick Ebersol (9/7/14): "As chairman of the TV committee, Pat Bowlen had more to do with how we watch football in America right now than anybody else in the league. He was the single major force in getting Sunday Night Football. It never would have happened without him."

* - In 1993, Mr. Bowlen fought to establish the introduction of the "franchise tag" in the Collective Bargaining Agreement, helping teams secure the rights to their key players.

Former NFL Commissioner Paul Tagliabue (1/28/14): "The franchise player tag, it was Pat who said, 'Call it the Elway Rule, call it whatever you want, but we're not letting our best player go out on the market.' It doesn't make sense from the fans' standpoint. That's what builds fan bases is continuity with the great players. That's what we as the league called the franchise tag in the beginning, the Elway Rule."

* - In his position as co-chair of the NFL Management Council Executive Committee, Mr. Bowlen played a key role in the six-year extension of the Collective Bargaining Agreement in 2006 and again was part of the new CBA discussions for the 10-year extension in 2011 that ensured labor peace for the next decade.

Former NFL Commissioner Paul Tagliabue (1/28/14): "When we had tough issues, I'd tell (players union boss) Gene Upshaw, 'Go talk to Pat Bowlen.' And he'd say, 'Why Bowlen?' And I'd say: 'Because he's realistic. If he says it, you can take it to the bank that it's something we as a league are willing to stand by.'"

* - Mr. Bowlen played an important role in the formation of NFL Network in 2003 and worked to increase its distribution among cable providers and its overall growth.

INTERNATIONAL GROWTH

* - The Broncos have played eight international games in six different countries under Mr. Bowlen's ownership (7 American Bowl, 1 regular season in London), marking the third-most such games in league history.

Former Broncos GM John Beake (8/3/14): "I remember when they first started the American Bowl, Pat would raise his hand. We went to (seven). He loved that. He loved taking the team over and expanding the game globally."

STADIUM EXPANSION / FAN EXPERIENCE

* - Pat Bowlen opened Sports Authority Field at Mile High in 2001, beginning a three-year period in which eight new stadiums opened around the NFL.

* - With a continued emphasis of improving the fan experience, he commissioned \$30 million worth of upgrades to Sports Authority Field at Mile High during the 2013 offseason that included increasing the size of the scoreboard by three times and improving the audio/visual elements, connectivity, suites and concourses.

FRANCHISE STABILITY / POPULARITY

* - During Mr. Bowlen's 34 years of ownership, the Broncos have sold out every regular-season and postseason contest (NFL-high 286 sellouts) as part of the club's 47-year, 394-game sellout streak that is the longest in NFL history in one city.

Patriots Chairman and CEO Robert Kraft (7/23/14): "Over the 30 years he's built an environment up there that I think everyone in the NFL would like to copy."

* - Mr. Bowlen's 34 years of ownership are tied for the 10th-most in pro football history among single owners. He is the third-longest tenured owner in the NFL at this time.

* - Pat Bowlen helped put the Rocky Mountain Region on the professional sports map with the sustained success of the Broncos. In addition to the team's local popularity, a 2014 Harris Poll identified the Broncos as "America's Team."

PAT BOWLEN'S 18 PLAYOFF APPEARANCES TIE FOR THIRD MOST AMONG PRO FOOTBALL OWNERS

The Broncos have made 18 of their 22 playoff appearances during Owner Pat Bowlen's 34-year tenure (1984-pres.).

MOST PLAYOFF APPEARANCES BY AN OWNER

Owner	Years	No.
1. Bud Adams, Hou./Ten.	1960-2013 (54)	21
2. Robert Kraft, N.E.	1994-pres. (23)	19
3. Pat Bowlen, Den.	1984-pres. (33)	18
Art Modell, Cle./Bal.	1961-2003 (43)	18
5. Ralph Wilson, Buf.	1960-2013 (54)	17
Al Davis, Oak.	1972-2011 (40)	17
Clint Murchison Jr., Dal.	1960-83 (24)	17



OWNER PAT BOWLEN / GM JOHN ELWAY

BOWLEN ERA MARKED BY ACHIEVEMENT

Introduced as the majority owner of the Denver Broncos on March 23, 1984, Pat Bowlen has positioned the Broncos among the league's top franchises during the last three decades.

REGULAR-SEASON WINS, NFL, 1984-PRES.

Team	No.
1. New England	334
2. Denver	327
3. Pittsburgh	324
4. San Francisco	315
5. Green Bay	310

OVERALL WINS, NFL, 1984-PRES.

Team	No.
1. New England	365
2. Denver	348
3. Pittsburgh	346
4. San Francisco	339
5. Green Bay	331

DIVISION TITLES, NFL, 1984-PRES.

Team	No.
1. New England	18
2. Pittsburgh	15
3. San Francisco	14
4. Denver	13
5. Green Bay	12

SEASONS WITH A .500 OR BETTER RECORD, NFL, 1984-PRES.

Team	No.
1. Denver	28
New England	27
3. Green Bay	26
Pittsburgh	26
5. Miami	24

CONFERENCE CHAMP. GAMES, NFL, 1984-PRES.

Team	No.
1. New England	12
2. San Francisco	11
3. Denver	9
Pittsburgh	9

SUPER BOWL APPEARANCES, NFL, 1984-PRES.

Team	No.
1. Denver	7
New England	7
3. N.Y. Giants	5
San Francisco	5
5. Buffalo	4
Pittsburgh	4

SUPER BOWL WINS, NFL, 1984-PRES.

Team	No.
1. San Francisco	4
New England	4
3. Denver	3
Dallas	3
N.Y. Giants	3

PAT BOWLEN FASTEST TO 300 WINS

Broncos Owner Pat Bowlen earned his 300th win in Week 10 against San Diego in 2013 to become the first owner in professional football history to reach 300 wins in 30 years.

Mr. Bowlen also was the second-fastest owner to 300 wins in terms of games.

FEWEST YEARS TO REACH 300 OVERALL WINS BY AN OWNER, PROFESSIONAL FOOTBALL HISTORY

Owner	Years
1. Pat Bowlen, Den.	30
2. Al Davis, Oak.	31
3. Lamar Hunt, K.C.	38
4. Art Modell, Cle./Bal.	39
5. Ralph Wilson, Buf.	40

HOME, SWEET HOME

The Broncos own the NFL's best home record during Owner Pat Bowlen's tenure (since 1984) in the regular season and postseason with a 211-80 (.725) mark.

TOP HOME RECORDS, NFL, 1984-PRES.

Team	Regular Season	Postseason	Total	Pct.
1. Denver	196-75-0 (.723)	15-5 (.750)	211-80-0	.725
2. New England	185-86-0 (.683)	20-3 (.870)	205-89-0	.697
3. Pittsburgh	187-82-1 (.694)	13-7 (.650)	200-89-1	.691
4. Baltimore	120-54-1 (.689)	3-2 (.600)	123-56-1	.686
5. Green Bay	182-88-2 (.673)	11-5 (.688)	193-93-2	.674

BRONCOS AMONG NFL'S BEST UNDER ELWAY

Since John Elway was hired in 2011 (and coming off a 4-12 record in 2010), the Broncos have the third-best overall win percentage in the NFL.

BEST OVERALL WIN PERCENTAGE, NFL, 2011-PRES.

Team	W	L	T	Pct.
1. New England	98	28	0	.778
2. Seattle	80	42	1	.654
3. Denver	78	43	0	.645
4. Green Bay	78	43	1	.643
5. Pittsburgh	75	43	0	.636

BRONCOS NFL RANKS UNDER JOHN ELWAY (2011-PRES.)

Statistic	No.	Rk.
Reg. Season Wins	72	T-3rd
Playoff Wins	6	T-3rd
Overall Wins	78	T-3rd
Playoff Berths	5	T-3rd
Division Titles	5	T-2nd
Super Bowl Appearances	2	T-2nd
Super Bowl Wins	1	T-2nd



GM JOHN ELWAY / HEAD COACH VANCE JOSEPH

ELWAY HAS AN EYE FOR TALENT

During John Elway's seven seasons as an executive, the Broncos have acquired an NFL-high 12 players who have combined for a league-best 26 total Pro Bowls.

The only NFL general manager during the last seven years to acquire future Pro Bowl players through the draft, street free agency, unrestricted free agency and college free agency, Elway has signed or extended the contracts of 16 players who have combined for 32 Pro Bowl selections with the Broncos.

MOST FUTURE PRO BOWL PLAYERS ACQUIRED SINCE 2011

Team	Draft	CFA's	FA/TR	Total
1. Denver	2	2	8	12
2. Baltimore	4	1	6	11
3. Minnesota	8	0	2	10
Oakland	4	0	6	10
Seattle	5	2	3	10
6. Atlanta	4	0	5	9
Philadelphia	3	1	5	9
8. Arizona	4	0	4	8
Buffalo	2	0	6	8
Chicago	3	0	5	8
Dallas	7	1	0	8
Kansas City	7	0	1	8
New England	3	1	4	8
14. Carolina	5	0	2	7
Cincinnati	3	1	3	7
Green Bay	5	0	2	7
N.Y. Jets	3	0	4	7
Tampa Bay	4	0	3	7
19. Indianapolis	2	1	3	6
Miami	3	0	3	6
N.Y. Giants	2	0	4	6
San Francisco	2	0	4	6
Tennessee	3	0	3	6
Washington	6	0	0	6
25. L.A. Rams	4	1	0	5
26. Cleveland	1	1	2	4
Detroit	1	0	3	4
Houston	3	0	1	4
29. L.A. Chargers	2	0	1	3
New Orleans	2	0	1	3
Pittsburgh	3	0	0	3
32. Jacksonville	1	0	1	2

BRONCOS TO MAKE THE PRO BOWL AFTER BEING ACQUIRED OR HAVING CONTRACT EXTENDED BY JOHN ELWAY

Year	Player	Pro Bowls
2011	CB Champ Bailey (extension)	2
	CB Chris Harris Jr. (CFA)	3
	LB Von Miller (Draft)	5
	RB Willis McGahee (FA)	1
	TE Julius Thomas (Draft)	2
2012	QB Peyton Manning (FA)	3
	K Matt Prater (extension)	1
2013	RB C.J. Anderson (CFA)	1
	T Ryan Clady (extension)	1
	G Louis Vasquez (UFA)	1
2014	WR Emmanuel Sanders (UFA)	2
	CB Aqib Talib (UFA)	3
	S T.J. Ward (UFA)	2
	OLB DeMarcus Ware (FA)	2
2015	S Darian Stewart (UFA)	1
	WR Demaryius Thomas (extension)	2
Totals	16 players	32

ELWAY ERA: FIRST 100 GAMES

The Broncos posted a 71-29 (.710) overall record during John Elway's tenure as an executive (2011-Wk. 10, 2016) with that win percentage ranking second in the NFL during that period.

Elway's 71 total wins are believed to be the most by any NFL team's general manager through his first 100 overall games.

MOST WINS BY CURRENT NFL GENERAL MANAGERS IN THEIR FIRST 100 OVERALL GAMES AS TOP PERSONNEL EXECUTIVE

Executive	First Year	W	L	T	Pct.	SB	WC
1. John Elway, Den.	2011	71	29	0	.710	2	1
2. Kevin Colbert, Pit.	2000	65	34	1	.655	0	0
3. Jerry Reese, NYG	2007	64	36	0	.640	2	2
4. John Schneider, Sea.	2010	62	38	0	.620	2	1
5. Jerry Jones, Dal.	1989	61	39	0	.610	2	2
6. Thomas Dimitroff, Atl.	2008	60	40	0	.600	0	0
7. Ted Thompson, G.B.	2005	54	46	0	.540	0	0
8. Ozzie Newsome, Bal.	2002	52	48	0	.520	0	0
9. Rick Smith, Hou.	2006	50	50	0	.500	0	0
10. Mickey Loomis, N.O.	2002	47	53	0	.470	0	0

PRO FOOTBALL HALL OF FAME GENERAL MANAGERS THROUGH THEIR FIRST 100 OVERALL GAMES AS TOP PERSONNEL EXECUTIVE

Executive	First Year	W	L	T	Pct.	SB	WC
Al Davis, Oak.	1966	69	24	7	.725	1	0
Bill Polian, Buf.	1986	61	39	0	.610	1	0
Tex Schram, LAN	1947	61	34	5	.635	0	0
Ron Wolf, G.B.	1991	56	44	0	.560	0	0
Jim Finks, Min.	1964	54	41	5	.565	1	0

JOSEPH IN FIRST SEASON AS HEAD COACH

Vance Joseph was named the 16th head coach in franchise history on Jan. 11, 2017. Joseph joined the Broncos after spending the 2016 season as defensive coordinator for the Miami Dolphins.

Below is a look at the overall records (regular season and playoffs) for all of Denver's head coaches in the club's 57-year history.

BRONCOS ALL-TIME HEAD COACHES' OVERALL RECORDS

Head Coach	Years	W	L	T	Pct.
Frank Filchock	1960-61	7	20	1	.268
Jack Faulkner	1962-64	9	22	1	.297
Mac Speedie*	1964-66	6	19	1	.250
Ray Malavasi*	1966	4	8	0	.333
Lou Saban	1967-71	20	42	3	.331
Jerry Smith*	1971	2	3	0	.400
John Ralston	1972-76	34	33	3	.507
Red Miller	1977-80	42	25	0	.627
Dan Reeves	1981-92	117	79	1	.596
Wade Phillips	1993-94	16	17	0	.485
Mike Shanahan	1995-2008	146	91	0	.616
Josh McDaniels	2009-10	11	17	0	.393
Eric Studesville*	2010	1	3	0	.250
John Fox	2011-14	49	22	0	.690
Gary Kubiak	2015-16	24	11	0	.686
Vance Joseph	2017-pres.	5	10	0	.333

*Interim Head Coach



HEAD COACH VANCE JOSEPH / ASSISTANT COACHES / OFFENSIVE NOTES

JOSEPH'S YEAR-BY-YEAR COACHING BREAKDOWN

Year	Position	Team/School	Rec.	Postseason
1999	Graduate Asst.	University of Colorado	6-5	Insight.com Bowl (1-0)
2000	Graduate Asst.	University of Colorado	3-8	
2001	Graduate Asst.	University of Colorado	10-2	Fiesta Bowl (0-1)
2002	Defensive Backs	University of Colorado	9-4	Alamo Bowl (0-1)
2003	Defensive Backs	University of Colorado	5-7	
2004	Defensive Backs	Bowling Green	8-3	GMAC Bowl (1-0)
2005	Asst. DBs	San Francisco 49ers	4-12	
2006	Defensive Backs	San Francisco 49ers	7-9	
2007	Defensive Backs	San Francisco 49ers	5-11	
2008	Defensive Backs	San Francisco 49ers	7-9	
2009	Defensive Backs	San Francisco 49ers	8-8	
2010	Defensive Backs	San Francisco 49ers	6-10	
2011	Defensive Backs	Houston Texans	10-6	Playoffs (1-1)
2012	Defensive Backs	Houston Texans	12-4	Playoffs (1-1)
2013	Defensive Backs	Houston Texans	2-14	
2014	Defensive Backs	Cincinnati Bengals	10-5-1	Playoffs (0-1)
2015	Defensive Backs	Cincinnati Bengals	12-4	Playoffs (0-1)
2016	Defensive Coord.	Miami Dolphins	10-6	Playoffs (0-1)
2017	Head Coach	Denver Broncos	5-10	

BREAKDOWN OF VANCE JOSEPH'S RECORD COACHING FOOTBALL

Category	W	L	T	Pct.
Regular season record as an NFL head coach	5	10	0	.333
Postseason record as an NFL head coach	--	--	--	--
Overall record as an NFL head coach	5	10	0	.333
Regular season record as an NFL assistant coach	93	98	1	.490
Postseason record as an NFL assistant coach	2	5	0	.286
Overall record as an NFL assistant coach	95	103	1	.480
Overall record as an NFL coach	100	113	1	.470
Regular season record as a collegiate assistant coach	35	24	0	.593
Postseason record as a collegiate assistant coach	2	2	0	.500
Overall record as a collegiate assistant coach	37	26	0	.587
Overall record coaching football	137	132	1	.509

JOSEPH WINS HEAD COACHING DEBUT

The Broncos earned a 24-21 win against the Los Angeles Chargers in Week 1 to give Vance Joseph his first regular-season victory as a head coach.

All-time, Broncos head coaches are 11-1 when making their regular-season head-coaching debut at the start of a season. Including individuals named head coach during a season, Broncos head coaches are 12-4 in their first regular-season game with the club.

BRONCOS HEAD COACHES IN THEIR FIRST REGULAR-SEASON GAME, ALL-TIME

Head Coach	NFL Exp.	Game	Result
Frank Filchock	1st	at Boston, 9/9/60	W, 13-10
Jack Faulkner	1st	vs. San Diego, 9/7/62	W, 30-21
Mac Speedie*	1st	vs. Kansas City, 10/11/64	W, 33-27
Ray Malavasi*	1st	vs. N.Y. Jets, 9/25/66	L, 16-7
Lou Saban	7th	vs. Boston, 9/3/67	W, 26-21
Jerry Smith*	1st	at Kansas City, 11/21/71	L, 28-10
John Ralston	1st	vs. Houston, 9/17/72	W, 30-17
Red Miller	1st	vs. St. Louis, 9/18/77	W, 7-0
Dan Reeves	1st	vs. Oakland, 9/6/81	W, 9-7
Wade Phillips	2nd	at N.Y. Jets, 9/5/93	W, 26-20
Mike Shanahan	3rd	vs. Buffalo, 9/3/95	W, 22-7
Josh McDaniels	1st	at Cincinnati, 9/13/09	W, 12-7
Eric Studesville*	1st	at Arizona, 12/12/10	L, 43-13
John Fox	10th	vs. Oakland, 9/12/11	L, 23-20
Gary Kubiak	9th	vs. Baltimore, 9/13/15	W, 19-13
Vance Joseph	1st	vs. L.A. Chargers, 9/11/17	W, 24-21

* - Named head coach during the season

2017 BRONCOS ASSISTANT COACHING STAFF

(S) - Sideline; (B) Coaching Booth

OFFENSE

Bill Musgrave (S)..... Offensive Coordinator
 Geep Chryst (S)..... Tight Ends
 Jeff Davidson (S)..... Offensive Line
 Christopher Kragthorpe (B)..... Offensive Quality Control
 Clint Kubiak (B)..... Quarterbacks
 Chris Strausser (B)..... Assistant Offensive Line
 Eric Studesville (S)..... Asst. Head Coach/Running Backs
 Tyke Tolbert (S)..... Wide Receivers

DEFENSE

Joe Woods (S)..... Defensive Coordinator
 Chris Beake (B)..... Defensive Assistant/Defensive Line
 Charles Gordon (B)..... Defensive Quality Control
 Reggie Herring (S)..... Linebackers
 Bill Kollar (S)..... Defensive Line
 Johnnie Lynn (B)..... Assistant Defensive Backs
 Fred Pagac (S)..... Outside Linebackers
 Marcus Robertson (S)..... Defensive Backs

SPECIAL TEAMS

Brock Olivo (S)..... Special Teams Coordinator
 Chris Gould (S)..... Assistant Special Teams

STRENGTH AND CONDITIONING

Luke Richesson (S)..... Strength and Conditioning
 Mike Eubanks (S)..... Assistant Strength and Conditioning
 Anthony Lomando (S).... Assistant Strength and Conditioning
 Cedric Smith (S)..... Assistant Strength and Conditioning

LYNCH ONE OF FOUR QBs DRAFTED BY DENVER IN FIRST ROUND

Broncos quarterback Paxton Lynch, who has appeared in four games (3 starts) during his first two seasons, is one of just four quarterbacks the Broncos have selected in the first round of the NFL Draft.

QUARTERBACKS DRAFTED BY DENVER IN THE FIRST ROUND

Player	Year Drafted	Rd. (Ovr.)	GS w/Denver
Tommy Maddox	1992	1 (25)	4
Jay Cutler	2006	1 (11)	37
Tim Tebow	2010	1 (25)	14
Paxton Lynch	2016	1 (26)	3



OFFENSIVE NOTES

OSWEILER'S ROAD BACK TO DENVER

Broncos quarterback Brock Osweiler, who was selected by Denver in the second round (57th overall) of the 2012 NFL Draft from Arizona State University, returned to Denver in 2017 after a year with the Houston Texans.

Osweiler is one of 16 quarterbacks drafted by the Broncos to start for the franchise—a distinction he shares with fellow 2017 quarterbacks Trevor Siemian and Paxton Lynch.

QUARTERBACKS DRAFTED BY DENVER TO START FOR THE TEAM

Player	Year Drafted	Rd. (Ovr.)	GS w/Denver
Mickey Slaughter	1963	7 (N/A)	19
Scotty Glacken	1966	7 (N/A)	1
Marlin Briscoe	1968	14 (357)	5
Chuck Pastrana	1969	11 (270)	3
John Hufnagel	1973	14 (348)	1
Craig Penrose	1976	4 (107)	4
Mark Herrmann	1981	4 (98)	1
Gary Kubiak	1983	8 (197)	5
Tommy Maddox	1992	1 (25)	4
Brian Griese	1998	3 (91)	51
Jarius Jackson	2000	7 (214)	1
Jay Cutler	2006	1 (11)	37
Tim Tebow	2010	1 (25)	14
Brock Osweiler	2012	2 (57)	11
Trevor Siemian	2015	7 (250)	22
Paxton Lynch	2016	1 (26)	3

THOMAS IN ELITE COMPANY

Broncos wide receiver Demaryius Thomas is one of just four players in NFL history to post five consecutive seasons with at least 90 catches and 1,000 receiving yards.

Thomas needs 13 receptions and 108 receiving yards against Kansas City to join Torry Holt (2002-07) as the only players in league history to reach 90 catches and 1,000 yards in six consecutive seasons.

MOST CONSECUTIVE SEASONS WITH 90 RECEPTIONS AND 1,000 RECEIVING YARDS, NFL HISTORY

Player	No.	Years
1. Torry Holt, Stl.	6	2002-07
2. Demaryius Thomas, Den.	5	2012-16
Antonio Brown	5	2013-17
Marvin Harrison, Ind.	5	1999-2003

THOMAS CLIMBING BRONCOS RECORD BOOKS

Broncos wide receiver Demaryius Thomas currently ranks third in Broncos history in receptions (623) and second in both receiving yards (8,596) and receiving touchdowns (56).

MOST CAREER RECEPTIONS, BRONCOS HISTORY

Player	Rec.
1. Rod Smith	849
2. Shannon Sharpe	675
3. Demaryius Thomas	623
4. Lionel Taylor	543
5. Ed McCaffrey	462

THOMAS CLIMBING BRONCOS RECORD BOOKS CONT.

MOST CAREER RECEIVING YARDS, BRONCOS HISTORY

Player	Yds.
1. Rod Smith	11,389
2. Demaryius Thomas	8,596
3. Shannon Sharpe	8,439
4. Lionel Taylor	6,872
5. Ed McCaffrey	6,200

MOST CAREER RECEIVING TOUCHDOWNS, BRONCOS HISTORY

Player	TD
1. Rod Smith	68
2. Demaryius Thomas	56
3. Shannon Sharpe	55
4. Ed McCaffrey	46
5. Haven Moses	44
Lionel Taylor	44

THOMAS' 1,000-YARD SEASONS

Broncos wide receiver Demaryius Thomas has topped 1,000 receiving yards in each of the last five seasons, joining Ring of Famer Rod Smith as the only players in franchise history to accomplish that feat.

Thomas' five consecutive 1,000-yard seasons also represents the longest active streak in the NFL.

MOST CONSECUTIVE SEASONS WITH 1,000 RECEIVING YARDS, BRONCOS HISTORY

Player	No.	Years
1. Rod Smith	6	1997-2002
2. Demaryius Thomas	5	2012-16
3. Brandon Marshall	3	2007-09
Ed McCaffrey	3	1998-2000

MOST CONSECUTIVE SEASONS WITH 1,000 RECEIVING YARDS, NFL (Active streaks)

Player	No.	Years
1. Demaryius Thomas, Den.	5	2012-16
Antonio Brown, Pit.	5	2013-17
3. T.Y. Hilton, Ind.	4	2013-16
Julio Jones, Atl.	4	2014-17

THOMAS REACHES 600 CAREER RECEPTIONS

Wide receiver Demaryius Thomas caught his 600th career pass in Week 12 against Oakland to become the eighth active NFL player and the third Bronco all-time to reach that milestone. Thomas caught his 600th pass in his 112th career game to represent the fastest Bronco to reach that mark.

ACTIVE NFL PLAYERS WITH AT LEAST 600 RECEPTIONS

Player	No.
1. Larry Fitzgerald	1,226
2. Jason Witten	1,150
3. Brandon Marshall	959
4. Antonio Gates	923
5. Antonio Brown	733
6. Greg Olsen	638
7. Demaryius Thomas	623

FASTEST PLAYERS TO 600 CAREER RECEPTIONS, BRONCOS HISTORY

Player	Games
1. Demaryius Thomas	112
2. Rod Smith	130
3. Shannon Sharpe	154



OFFENSIVE NOTES

THOMAS' 100-YARD GAMES

Broncos wide receiver Demaryius Thomas has totaled 35 career 100-yard receiving games (including playoffs) to represent the most in Broncos history and rank third in the NFL since 2011 when he recorded his first 100-yard output.

MOST 100-YARD RECEIVING GAMES, BRONCOS HISTORY (incl. playoffs)

Player	No.
1. Demaryius Thomas	35
2. Rod Smith	31
3. Lionel Taylor	24
4. Ed McCaffrey	18
Shannon Sharpe	18

MOST 100-YARD RECEIVING GAMES, NFL, 2011-PRES. (incl. playoffs)

Player	No.
1. Antonio Brown, Pit.	41
Julio Jones, Atl.	41
3. Demaryius Thomas, Den.	35
4. Calvin Johnson, Det.	34
5. Brandon Marshall, Mia./Chi./NYJ	32

THOMAS/SANDERS A DYNAMIC DUO

Wide receivers Demaryius Thomas and Emmanuel Sanders each topped 1,000 receiving yards for the third consecutive season in 2016.

The duo joins Rod Smith and Ed McCaffrey (1998-2000) as the only tandems in Broncos history with three consecutive seasons each topping 1,000 receiving yards. They also represent just the seventh wide receiver tandem in NFL history to accomplish that feat.

1,000-YARD RECEIVING TANDEM, BRONCOS HISTORY

Year	Tandem (Yds.)
1994	Anthony Miller (1,107) / Shannon Sharpe (1,010)
1997	Rod Smith (1,180) / Shannon Sharpe (1,107)
1998	Rod Smith (1,222) / Ed McCaffrey (1,053)
1999	Rod Smith (1,020) / Ed McCaffrey (1,018)
2000	Rod Smith (1,602) / Ed McCaffrey (1,317)
2004	Rod Smith (1,144) / Ashley Lelie (1,084)
2012	Demaryius Thomas (1,434) / Eric Decker (1,064)
2013	Demaryius Thomas (1,430) / Eric Decker (1,288)
2014	Demaryius Thomas (1,619) / Emmanuel Sanders (1,404)
2015	Demaryius Thomas (1,304) / Emmanuel Sanders (1,135)
2016	Demaryius Thomas (1,083) / Emmanuel Sanders (1,032)

TEAMS WITH WIDE RECEIVER DUOS EACH TOTALING 1,000 YARDS IN THREE OR MORE CONSECUTIVE SEASONS

Team	Players	Seasons	No.
1. Minnesota	Cris Carter/Jake Reed	1994-97	4
2. Denver	Demaryius Thomas/Emmanuel Sanders	2014-16	3
New England	Randy Moss/Wes Welker	2007-09	3
Indianapolis	Marvin Harrison/Reggie Wayne	2004-06	3
St. Louis	Isaac Bruce/Torry Holt	2000-02	3
Denver	Rod Smith/Ed McCaffrey	1998-2000	3
Minnesota	Cris Carter/Randy Moss	1998-2000	3

THOMAS/SANDERS A GREAT COMBO

Wide receivers Demaryius Thomas and Emmanuel Sanders have each topped 100 receiving yards in the same game seven times since 2014 to lead all NFL receiving duos during that span.

MOST GAMES WITH A RECEIVING DUO EACH TOTALING 100 YARDS, NFL, SINCE 2014

Players	Team	No.
1. D. Thomas / E. Sanders	Denver	7
2. A. Brown / M. Bryant	Pittsburgh	3
R. Cobb / J. Nelson	Green Bay	3

GAMES WITH EMMANUEL SANDERS & DEMARIYIUS THOMAS EACH RECORDING 100 RECEIVING YARDS

Opp. (Date)	Thomas	Sanders
vs. Arizona (10/5/14)	226	101
vs. San Diego (10/23/14)	105	120
at New England (11/2/14)	127	151
at St. Louis (11/16/14)	103	102
at Cleveland (10/18/15)	111	109
at Cincinnati (9/25/16)	100	117
at Tennessee (12/11/16)	126	100

ANDERSON: UNDRAFTED TO STARTER

Since entering the NFL with the Broncos in 2013, running back C.J. Anderson has posted the top three single-game rushing totals in franchise history by an undrafted player.

Anderson's 90 rushing yards in Denver's 24-10 victory against Carolina in Super Bowl 50 represents the third-highest rushing total by an undrafted player in Super Bowl history.

MOST RUSHING YARDS BY AN UNDRAFTED PLAYER, SINGLE GAME, BRONCOS HISTORY

Player	Opponent (Date)	Rec.	Yds.	Avg.	TD
1. C.J. Anderson	at K.C. (11/30/14)	32	168	5.3	0
2. C.J. Anderson	vs. Mia. (11/23/14)	27	167	6.2	1
3. C.J. Anderson	at Ind. (12/14/17)	30	158	5.3	0
4. Selvin Young	vs. K.C. (12/9/07)	17	156	9.2	0
5. Mike Bell	vs. Ind. (10/29/06)	15	136	9.1	2

MOST RUSHING YARDS BY AN UNDRAFTED PLAYER, SUPER BOWL HISTORY

Player	Opponent (Date)	Rec.	Yds.	Avg.	TD
1. Dominic Rhodes, Ind.	vs. Chicago (2/4/07)	21	113	5.4	1
2. Willie Parker, Pit.	vs. Seattle (2/5/06)	10	93	9.3	1
3. C.J. Anderson, Den.	vs. Carolina (2/7/16)	23	90	3.9	1
4. Willie Parker, Pit.	vs. Arizona (2/1/09)	19	53	2.8	0
5. Steve Young, S.F.	vs. San Diego (1/29/95)	5	49	9.8	0



OFFENSIVE / DEFENSE NOTES

CHARLES IS NFL'S ALL-TIME LEADER IN RUSHING AVG.

Jamaal Charles, who was signed by the team as a free agent on May 2, owns the highest career rushing average (5.4) in NFL history (min. 750 att.) by a running back.

HIGHEST CAREER RUSHING AVERAGE, RBs, NFL HISTORY (min. 750 att.)

Player	Years	Att.	Yds.	Avg.	TD
1. Jamaal Charles, K.C./Den.	2008-pres.	1,401	7,556	5.4	44
2. Jim Brown, Cle.	1957-65	2,359	12,312	5.2	106
3. Mercury Morris, Mia./S.D.	1969-76	804	4,133	5.1	31
4. Gale Sayers, Chi.	1965-71	991	4,133	5.0	39
5. Barry Sanders, Det.	1989-98	3,062	15,269	5.0	99

CHARLES REACHES 10,000 CAREER YARDS

Jamaal Charles has totaled 10,142 yards from scrimmage in his career (7,556 rushing / 2,574 receiving) and is one of just 11 active players to reach that mark.

MOST CAREER YARDS FROM SCRIMMAGE (ACTIVE PLAYERS)

Team	Rush Yds.	Rec. Yds.	Total Yds.
1. Frank Gore	13,926	3,642	17,587
2. Larry Fitzgerald	68	15,490	15,558
3. Matt Forte	9,796	4,672	14,442
4. Adrian Peterson	12,276	2,826	14,291
5. LeSean McCoy	10,082	3,356	13,438
6. Jason Witten	0	12,431	12,431
7. Brandon Marshall	118	12,215	12,333
8. Marshawn Lynch	9,902	2,112	12,014
9. Antonio Gates	0	11,462	11,462
10. Jamaal Charles	7,556	2,586	10,142

ROOKIE BOLLES AN IMMEDIATE STARTER AT LEFT TACKLE

Broncos tackle Garrett Bolles, who was selected by Denver in the first round (20th overall) of the 2017 NFL Draft from the University of Utah, made his first regular-season start in Week 1 against the Chargers.

Bolles became just the sixth rookie to start at left tackle for the Broncos in Week 1 since starting lineups were tracked beginning in 1968.

BRONCOS ROOKIES TO START AT LEFT TACKLE IN WEEK 1 (SINCE 1968)

Year	Player
1974	Claudie Minor
1979	Dave Studdard
1992	Russell Freeman
2008	Ryan Clady
2015	Ty Sambrailo
2017	Garrett Bolles

BRONCOS NO. 2 IN DEFENSE

The Broncos rank first in the NFL in total defense (284.1 ypg) through 16 weeks in 2017.

Denver, which ranks third against the run (88.0 ypg) and fourth against the pass (196.1 ypg), is one of only two teams (Minnesota) to rank in the Top 5 in both categories.

NFL TEAM DEFENSE LEADERS, 2017

Team	YPG Allowed
1. Minnesota	280.9
2. Denver	284.1
3. Jacksonville	289.7
4. Pittsburgh	302.4
5. Philadelphia	306.9

NFL TEAM RUN DEFENSE LEADERS, 2017

Team	RYPG Allowed
1. Philadelphia	75.9
2. Minnesota	87.1
3. Denver	88.0
4. Arizona	88.9
5. Tennessee	89.1

NFL TEAM PASS DEFENSE LEADERS, 2017

Team	PYPG Allowed
1. Jacksonville	173.5
2. Minnesota	193.8
3. L.A. Chargers	195.0
4. Denver	196.1
5. Pittsburgh	196.3

BRONCOS TIED FOR MOST DEFENSIVE TDs SINCE '15

The Broncos have totaled 12 defensive touchdowns (8 INT ret.; 4 FUM ret.) during the last three seasons (incl. playoffs) to rank second in the NFL during that span.

Denver is 10-2 since 2015 when scoring a defensive touchdown.

MOST DEFENSIVE TOUCHDOWNS, NFL, 2015-pres. (incl. playoffs)

Team	INT-TD	FUM-TD	Total
1. Denver	9	4	13
Kansas City	8	5	13
3. Philadelphia	7	5	12
4. Atlanta	5	6	11
5. Four teams	-	-	10

DENVER'S DEFENSIVE TOUCHDOWNS, 2015-17

Opp. (Date)	Player	Defensive TD
vs. Bal. (9/13/15)	Aqib Talib	51-yd. INT ret.
at K.C. (9/17/15)	Bradley Roby	21-yd. FUM ret.
at Oak. (10/11/15)	Chris Harris	74-yd. INT ret.
at Cle. (10/18/15)	Aqib Talib	63-yd. INT ret.
at S.D. (12/6/15)	Danny Trevathan	25-yd. INT ret.
vs. Car. (2/7/16)	Malik Jackson	FUM rec. in EZ
vs. Ind. (9/18/16)	Aqib Talib	36-yd. INT ret.
vs. Ind. (9/18/16)	Shane Ray	15-yd. FUM ret.
vs. S.D. (10/30/16)	Bradley Roby	49-yd. INT ret.
at Jac. (12/4/16)	Bradley Roby	51-yd. INT ret.
vs. Dal. (9/17/17)	Aqib Talib	103-yd. INT ret.
at Phi. (11/5/17)	Brandon Marshall	19-yd. FUM ret.
at Mia. (12/3/17)	Justin Simmons	65-yd. INT ret.



DEFENSIVE NOTES

BRONCOS TURN IN HISTORIC EFFORT vs. JETS

The Broncos held the New York Jets to just 100 total yards in its 23-0 shutout win in Week 14.

The game marked the sixth time in team history the Broncos held an opponent to 100 yards or fewer. In achieving the franchise's 18th all-time shutout, Denver became just the fifth team in the last 17 years to shutout an opponent while allowing 100 or fewer yards.

FEWEST TOTAL YARDS ALLOWED, BRONCOS HISTORY

Opp. (Date)	Passing	Rushing	Total
1. at Cleveland (10/24/71)	24	36	60
2. vs. Chicago (12/5/71)	73	-7	66
3. vs. San Diego (11/2/69)	50	20	70
4. vs. New England (11/11/79)	58	34	92
5. vs. San Diego (11/16/03)	40	56	96
6. vs. N.Y. Jets (12/10/17)	59	41	100

TEAMS TO SHUT OUT AN OPPONENT & ALLOW 100 OR FEWER YARDS (SINCE 2001)

Team	Opp. (Date)	Yds. All.	Score
Atlanta	at Oak. (11/2/08)	77	24-0
N.Y. Giants	at T.B. (9/27/09)	86	24-0
N.Y. Jets	vs. Cin. (1/3/10)	72	37-0
San Diego	vs. K.C. (12/12/10)	67	31-0
Denver	vs. NYJ (12/10/17)	100	23-0

MILLER RUNNER-UP FOR DEFENSIVE P.O.Y. IN 2016

Von Miller was runner-up for the 2016 Associated Press' NFL Defensive Player of the Year, finishing one vote shy of Raiders defensive end Khalil Mack. It marked the second time in his career (2012 - J.J. Watt., Hou.) Miller finished as runner-up for AP Defensive Player of the Year.

2016 ASSOCIATED PRESS NFL DEFENSIVE PLAYER OF THE YEAR VOTING

Player	Pos.	Votes
1. Khalil Mack, Oak.	DE	18
2. Von Miller, Den.	OLB	17
3. Landon Collins, NYG	S	9
4. Aaron Donald, LAN	DT	3
5. Sean Lee, Dal.	LB	2
6. Eric Berry, K.C.	S	1

MILLER FINISHES SECOND IN SACKS IN 2016

Von Miller ranked second in the NFL with 13.5 sacks in 2016.

MOST SACKS, NFL, 2016

Player	No.
1. Vic Beasley Jr., Atl.	15.5
2. Von Miller, Den	13.5
3. Lorenzo Alexander, Buf.	12.5
Danielle Hunter, Min.	12.5
Markus Golden, Ari.	12.5

MILLER FOURTH IN HISTORY IN SACKS PER GAME

Broncos outside linebacker Von Miller ranks fourth in NFL history (since 1982) in sacks per game (0.81) among players who have appeared in 50 or more contests.

MOST SACKS PER GAME, NFL HISTORY (Since 1982 / min. 50 GP)

Player	GP	Sk	Sk/G
1. J.J. Watt*	88	76.0	0.86
2. Reggie White	232	198.0	0.85
3. Mark Gastineau	89	74.0	0.83
4. Von Miller*	103	83.5	0.81
5. Aldon Smith*	59	47.5	0.81

**active player*

MILLER NAMED FIRST-TEAM ALL-PRO THREE TIMES

Broncos outside linebacker Von Miller was named a first-team All-Pro selection by the Associated Press in 2016 for the third time in his career.

Miller is the ninth player in franchise history with three or more first-team selections and the first since cornerback Champ Bailey (2004-06).

MOST FIRST-TEAM AP ALL-PRO SELECTIONS, BRONCOS HISTORY

Player	No.	Years
1. Shannon Sharpe	4	1993, '96-98
Lionel Taylor	4	1960-62, '65
3. Von Miller	3	2012, '15-16
Champ Bailey	3	2004-06
Terrell Davis	3	1996-98
Karl Mecklenburg	3	1985-86, '89
Rick Upchurch	3	1976, '78, '82
Rich Jackson	3	1969-70
Bud McFadin	3	1960-62

MILLER A FIVE-SIX PRO BOWLER

Broncos outside linebacker Von Miller was selected to his sixth career Pro Bowl in 2017 to join Ring of Fame safety Steve Atwater and cornerback Champ Bailey as the only players to make six Pro Bowls in their first seven seasons with Denver.

MOST PRO BOWLS IN FIRST SIX SEASONS WITH BRONCOS

Player	Pos.	No.
1. Von Miller	OLB	6
Champ Bailey	CB	6
Steve Atwater	S	6
4. Shannon Sharpe	TE	5
Floyd Little	RB	5*

**Total includes AFL All-Star selections*

MOST PRO BOWLS BY A BRONCOS LINEBACKER

Player	No.
1. Randy Gradishar	7
2. Von Miller	6
Karl Mecklenburg	6
4. Al Wilson	5
5. Tom Jackson	3



DEFENSIVE / SPECIAL TEAMS NOTES

MILLER HAS 4TH MOST SACKS THROUGH 100 GAMES

Von Miller played in his 100th career regular-season game against Miami in Week 13. His 82.5 career sacks represent the fourth most in NFL history (since 1982) among players in their first 100 career games.

MOST SACKS IN FIRST 100 GAMES, NFL (SINCE 1982)

Player	No.
1. Reggie White	105.0
2. DeMarcus Ware	85.0
3. Bruce Smith	84.5
4. Von Miller	82.5
5. Derrick Thomas	81.5

MILLER IN ELITE BRONCOS SACK GROUP

Broncos outside linebacker Von Miller currently ranks second in franchise history in career sacks (83.5).

He is also the first player in Broncos history—and one of just five active players—to record at least five sacks in each of his first seven NFL seasons.

MOST CAREER SACKS, BRONCOS HISTORY

Player	Years	No.
1. Simon Fletcher	1985-95	97.5
2. Von Miller	2011-pres.	83.5
3. Karl Mecklenburg	1983-94	79.0
4. Barney Chavous	1973-85	75.0
5. Rulon Jones	1980-88	73.5

*Note: Broncos sack totals before 1982 derived from play-by-play analysis

LONGEST STREAK OF FIVE-SACK SEASONS TO BEGIN CAREER (ACTIVE PLAYERS)

Player	No.	Years
1. Cliff Avril, Det./Sea.	9	2008-16
Elvis Dumervil, Den./Bal.	9	2006-15*
Cameron Wake, Mia.	9	2009-17
4. Clay Matthews, G.B.	8	2009-16
5. Von Miller, Den.	7	2011-17

*Spent 2010 season on injured reserve

MILLER SECOND FASTEST TO 80 CAREER SACKS

Broncos outside linebacker Von Miller (80.5 total sacks in first 94 games) is the second-fastest player in NFL history to reach 80 career sacks.

FASTEST PLAYERS TO REACH 80 CAREER SACKS, NFL HISTORY

Player	GP
1. Reggie White*	70
2. Von Miller	94
3. DeMarcus Ware	96
Bruce Smith	96
5. Leslie O'Neal	99

*Including 1st two pro seasons in USFL, White took 81 games to reach 80 career sacks

MILLER FIRST IN SACKS SINCE ENTERING NFL

Von Miller's 83.5 career sacks are the most in the NFL since he entered the league as the No. 2 overall draft choice of the Broncos in 2011.

MOST SACKS, NFL, 2011-PRES.

Player	No.
1. Von Miller, Den	83.5
2. J.J. Watt, Hou.	76.0
3. Cameron Wake, Mia.	71.0
4. Justin Houston, K.C.	69.5
Ryan Kerrigan, Was.	69.5

MILLER'S 10-SACK SEASONS

Broncos outside linebacker Von Miller is the only player in franchise history with six 10-sack seasons.

Miller is also one of just three players in NFL history (since 1982) to record 10 sacks in at least six of their first seven seasons.

MOST SEASONS WITH 10+ SACKS, BRONCOS HISTORY

Player	No.	Years
1. Von Miller	6	2011-12, '14-17
2. Simon Fletcher	5	1989-93
3. Paul Smith	4	1970-73
4. Elvis Dumervil	3	2007, '09, '12
Rulon Jones	3	1980, '84-85
Rich Jackson	3	1968-70

MOST 10+SACK SEASONS IN FIRST SIX YEARS, NFL HISTORY (Since 1982)

Player	Years	No.
1. Reggie White	1985-91	7
2. Von Miller	2011-12, '13-17	6
DeMarcus Ware	2006-11	6

MILLER'S SACK STREAKS

Broncos outside linebacker Von Miller has recorded seven career sack streaks spanning five or more games, including a seven-game streak from 2015-16 that tied for the third-longest streak in team history.

VON MILLER'S LONGEST CAREER STREAKS WITH AT LEAST A HALF SACK

Year(s)	Games	No.
1. 2015-16	16, 1-6	7
2014	2-7	6
2012	8-13	6
4. 2017	2-6	5
2015	9-13	5
2011	8-12	5
2011	2-6	5

LONGEST SACK STREAKS, BRONCOS HISTORY

Player	Year(s)	Games	No.
1. Simon Fletcher	1992-93	10-16, 1-3	10*
2. Simon Fletcher	1991	9-16	8
3. Von Miller	2015-16	16, 1-6	7
Lyle Alzado	1984-85	9-14, 1	7

*NFL record

HARRIS JR.: UNRAFTED TO PRO BOWLER

Signed by the Broncos as a college free agent in 2011, cornerback Chris Harris Jr. is one of just five undrafted cornerbacks in pro football history to make three or more Pro Bowls with his original team.

UNRAFTED CBs TO MAKE MULTIPLE PRO BOWLS WITH THEIR ORIGINAL TEAM

Player	Team	Pro Bowls w/original team
Cornell Green	Dallas	5 (1967-69, '71-'72)*
Emmitt Thomas	Kansas City	5 (1968, '71-72, '74-75)*
Robert James	Buffalo	3 (1972-74)
Everson Walls	Dallas	4 (1981-83, '85)
Chris Harris Jr.	Denver	3 (2014-16)

*Totals include AFL All-Star selections

HARRIS JR. RACKS UP THE PICKS

Broncos cornerback Chris Harris Jr. is one of just three NFL players who have posted multiple interceptions in each of the last six seasons.

NFL PLAYERS WITH MULTIPLE INTERCEPTIONS IN EACH OF THE LAST SIX SEASONS

Players	Team(s)	Pos.
Chris Harris Jr.	Denver	CB
Richard Sherman	Seattle	CB
Glover Quin	Hou./Det.	S



DEFENSIVE / MISCELLANEOUS NOTES

ROBY AMONG LEAGUE LEADERS IN PASSES DEFENSED

Broncos cornerback Bradley Roby is tied for sixth in the NFL with 17 passes defended in 2017.

MOST PASSES DEFENSED, NFL, 2017

Player	No.
1. Darius Slay, Det.	23
2. Kyle Fuller, Chi.	22
3. Casey Hayward, LAC	20
4. Tre'Davious White, Buf.	18
A.J. Bouye, Jac.	18
6. Bradley Roby, Den.	17
Jalen Ramsey, Jac.	17
Marshon Lattimore, N.O.	17
Patrick Robinson, Phi.	17

HARRIS JR./TALIB A PRO BOWL DUO

Broncos cornerbacks Chris Harris Jr. and Aqib Talib became just the second pair of cornerback teammates in NFL history to earn three consecutive Pro Bowl nods. They join Cleveland's Hanford Dixon and Frank Minnifield (Cle., '86-88) as the only duos to accomplish the feat.

NFL CORNERBACK TEAMMATES TO MAKE THREE CONSECUTIVE PRO BOWLS

Players	Team	Years
Dixon/Minnifield	Cleveland	1986-88
Harris Jr./Talib	Denver	2014-16

TALIB A PRO BOWLER IN EACH OF LAST FIVE YEARS

Denver's Aqib Talib is one of two NFL cornerbacks (Patrick Peterson, Ari.) to make the Pro Bowl in each of the last five seasons.

He was selected to his first career Pro Bowl with New England in 2013 before making four consecutive Pro Bowls during his first four seasons (2014-2017) with Denver.

MOST PRO BOWLS IN FIRST FOUR SEASONS WITH THE BRONCOS

Player	No.
Aqib Talib	4
Champ Bailey	4
John Lynch	4

TALIB HAS A KNACK FOR THE BALL

Aqib Talib, who was selected to his third consecutive Pro Bowl in 2015, has posted the most interceptions (34) by a cornerback in the league since he entered the NFL in 2008.

MOST INTERCEPTIONS BY A CORNERBACK, NFL, 2008-PRES.

Player	GP	No.
1. Aqib Talib	134	34
2. Brent Grimes	131	33
3. Richard Sherman	105	32
4. Tramon Williams	149	31
5. D. Rodgers-Cromartie	151	30

BRONCOS ALL-TIME YEAR-BY-YEAR RECORDS

YEAR	PRESEASON	REG. SEASON	PLAYOFFS
1960	0-5	4-9-1	0-0
1961	1-4	3-11	0-0
1962	2-2	7-7	0-0
1963	2-3	2-11-1	0-0
1964	2-3	2-11-1	0-0
1965	1-4	4-10	0-0
1966	1-3	4-10	0-0
1967	3-1	3-11	0-0
1968	1-4	5-9	0-0
1969	1-4	5-8-1	0-0
1970	3-2	5-8-1	0-0
1971	1-4	4-9-1	0-0
1972	2-3	5-9	0-0
1973	2-3	7-5-2	0-0
1974	4-2	7-6-1	0-0
1975	3-3	6-8	0-0
1976	5-2	9-5	0-0
1977	5-1	12-2	2-1 (S.B. loss)
1978	2-2	10-6	0-1
1979	3-1	10-6	0-1
1980	2-2	8-8	0-0
1981	2-2	10-6	0-0
1982	4-0	2-7	0-0
1983	3-1	9-7	0-1
1984	3-1	13-3	0-1
1985	2-2	11-5	0-0
1986	2-2	11-5	2-1 (S.B. loss)
1987	3-2	10-4-1	2-1 (S.B. loss)
1988	3-1	8-8	0-0
1989	2-2	11-5	2-1 (S.B. loss)
1990	3-2	5-11	0-0
1991	2-3	12-4	1-1
1992	1-4	8-8	0-0
1993	2-2	9-7	0-1
1994	2-3	7-9	0-0
1995	3-2	8-8	0-0
1996	3-1	13-3	0-1
1997	3-2	12-4	4-0 (S.B. win)
1998	3-1	14-2	3-0 (S.B. win)
1999	3-2	6-10	0-0
2000	4-0	11-5	0-1
2001	3-1	8-8	0-0
2002	3-1	9-7	0-0
2003	3-1	10-6	0-1
2004	2-3	10-6	0-1
2005	4-0	13-3	1-1
2006	3-1	9-7	0-0
2007	2-2	7-9	0-0
2008	2-2	8-8	0-0
2009	1-3	8-8	0-0
2010	1-3	4-12	0-0
2011	2-2	8-8	1-1
2012	2-2	13-3	0-1
2013	2-2	13-3	2-1 (S.B. loss)
2014	3-1	12-4	0-1
2015	3-1	12-4	3-0 (S.B. win)
2016	2-2	9-7	0-0
2017	4-0	5-10	0-0
TOTAL	141-120 (.540)	470-403-10 (.538)	23-19 (.548)



DEFENSIVE / SPECIAL TEAMS NOTES

TALIB FINDS THE END ZONE

Broncos cornerback Aqib Talib's 10 interceptions returned for a touchdown are the fourth most in NFL history.

His six interceptions returned for touchdowns since he joined the Broncos in 2014 are the most in team annals.

MOST INTERCEPTIONS FOR TOUCHDOWNS, NFL HISTORY

Player	No.
1. Rod Woodson	12
2. Darren Sharper	11
Charles Woodson	11
4. Aqib Talib	10
5. Deion Sanders	9
Ken Houston	9
Aeneas Williams	9

MOST INTERCEPTIONS FOR TOUCHDOWNS, BRONCOS HISTORY

Player	No.
1. Aqib Talib	6
2. Tyrone Braxton	4
Mike Harden	4
4. Chris Harris Jr.	3
Champ Bailey	3
Tom Jackson	3
Randy Gradishar	3
Billy Thompson	3
Nemiah Wilson	3

TALIB'S RECORD INTERCEPTION RETURN

Aqib Talib returned an interception 103 yards for a touchdown against Dallas in Week 2 to represent the longest such play in Broncos history and tie for the third-longest interception return in NFL history. The play also represented the third-longest return of any kind in team history.

LONGEST INTERCEPTION RETURNS, NFL HISTORY

Player	Opp. (Date)	Length
1. Ed Reed, Bal.	vs. Phi. (11/23/08)	107t
2. Ed Reed, Bal.	vs. Cle. (11/7/04)	106t
3. Aqib Talib, Den.	vs. Dal. (09/17/17)	103t
Louis Oliver, Mia.	at Buf. (10/4/92)	103t
5. Six players	-	102t

LONGEST INTERCEPTION RETURNS, BRONCOS HISTORY

Player	Opp. (Date)	Length
1. Aqib Talib, Den.	vs. Dal. (09/17/17)	103t
2. Chris Harris Jr.	at Bal. (12/16/12)	98t
3. Darrent Williams	at Oak. (11/13/05)	80t
Ray Crockett	at Oak. (9/20/98)	80t
5. Jimmy Spencer	vs. Sea. (12/10/00)	79t

McMANUS AMONG MOST ACCURATE KICKERS IN TEAM HISTORY

Broncos kicker Brandon McManus has connected on 100-of-122 field goal attempts with his 82.0 field goal percentage representing the second-best career mark in team history (incl. postseason; min. 20 att.).

BEST OVERALL FIELD GOAL PERCENTAGE, BRONCOS HISTORY
(Postseason included / min. 20 att.)

Player	FGM	FGA	Pct.
1. Matt Prater	150	181	82.9
2. Brandon McManus	101	123	82.1
3. Jason Elam	410	508	80.7
4. David Treadwell	106	138	76.8
5. Rich Karlis	149	211	70.6

McMANUS SHOWS LEG STRENGTH

Broncos kicker Brandon McManus kicked the third-most field goals in Broncos history from 50 yards or longer.

The fourth-year kicker has booted two of the nine longest field goals in Broncos history.

MOST 50+ YARD FIELD GOALS, BRONCOS HISTORY

Player	No.
1. Jason Elam	37
2. Matt Prater	21
3. Brandon McManus	11
4. Rich Karlis	6

BRANDON McMANUS' CAREER FIELD GOAL ATTEMPTS FROM 50+ YARDS

Year	Md.	Att.	Pct.
2014	0	2	0.0
2015	5	7	71.4
2016	3	6	50.0
2017	3	4	75.0
Totals	11	19	57.9

LONGEST FIELD GOALS, BRONCOS HISTORY

Player	Opp. (Date)	Length
1. Matt Prater	vs. Tennessee (12/8/13)	64
2. Jason Elam	vs. Jacksonville (10/25/98)	63
3. Matt Prater	vs. Chicago (12/11/12)	59
Matt Prater	vs. N.Y. Jets (10/17/10)	59
5. Brandon McManus	vs. Baltimore (9/13/15)	57
Fred Steinfort	vs. Washington (10/13/80)	57
7. Brandon McManus	vs. Baltimore (9/13/15)	56
Matt Prater	at Kansas City (9/28/08)	56
Jason Elam	at Houston (11/26/95)	56

BRONCOS TIED FOR THIRD IN BLOCKED KICKS

The Broncos have blocked three kicks (2 FG, 1 punt) to tie for the third most in that category in 2017.

Denver's three blocked kicks are the most by the team in a single season since blocking four kicks (1 FG, 1 XP, 2 punts) in 2002.

MOST BLOCKED KICKS, NFL, 2017

Team	FGB	XPB	PB	Total
1. L.A. Rams	1	1	3	5
Philadelphia	3	1	1	5
3. Denver	2	0	1	3
Detroit	2	1	0	3
Indianapolis	1	1	1	3
Miami	2	0	1	3
New England	2	0	1	3
Tampa Bay	1	2	0	3



MISCELLANEOUS NOTES

DECADES OF SUCCESS

The Broncos are in their sixth decade of professional football, looking to build off a body of work that ranks as the most consistent in the NFL in terms of winning over the last three decades.

Denver is one of just four teams to record three 90+ win decades since 1960 and the only organization to do so in each of the last three decades.

Below is a look at the Broncos' record by the decade. In its 50-plus seasons of football, Denver has posted the fifth-most regular-season wins (470 / 470-402-10) in the NFL and advanced to the postseason 22 times.

BRONCOS REGULAR-SEASON RECORD BY DECADE

Decade	W	L	T	Pct.	Playoff Berths	Win Rk.
1960s	39	97	4	.287	0	22nd
1970s	75	64	5	.539	3	8th
1980s	93	58	1	.615	5	4th
1990s	94	66	0	.588	5	7th
2000s	93	67	0	.581	4	6th
2010s	76	52	0	.594	5	5th
TOTALS	470	403	10	.538	22	5th

MOST DECADES WITH 90+ REGULAR SEASON WINS, SINCE 1960

Team	90+ Win Decades	Decades (Win Total)
1. Denver	3	1980s (93), 1990s (94), 2000s (93)
Green Bay	3	1960s (96), 1990s (93), 2000s (95)
Miami	3	1970s (104), 1980s (94), 1990s (95)
Pittsburgh	3	1970s (99), 1990s (93), 2000s (103)

2017 BRONCOS REGULAR SEASON SITUATIONAL RECORDS

SITUATION	Record
when leading after 1st quarter	4-3
<i>wins: vs. LAC (9/11), vs. Dal. (9/17), vs. Oak (10/1), vs. NYJ (12/10)</i>	
<i>losses: at Buf. (9/24), vs. Cin. (11/19), at Was. (12/24)</i>	
when leading after 2nd quarter	4-0
<i>wins: vs. LAC (9/11), vs. Dal. (9/17), vs. Oak (10/1), vs. NYJ (12/10)</i>	
<i>losses:</i>	
when leading after 3rd quarter	5-0
<i>wins: vs. LAC (9/11), vs. Dal. (9/17), vs. Oak (10/1), vs. NYJ (12/10), at Ind. (12/14)</i>	
<i>losses:</i>	
when trailing after 1st quarter	1-6
<i>wins: at Ind. (12/14)</i>	
<i>losses: vs. NYG (10/15), at LAC (10/22), at K.C. (10/30), at Phi. (11/5), vs. N.E. (11/12), at Mia. (12/3)</i>	
when trailing after 2nd quarter	1-9
<i>wins: at Ind. (12/14)</i>	
<i>losses: vs. NYG (10/15), at LAC (10/22), at K.C. (10/30), at Phi. (11/5), vs. N.E. (11/12), vs. Cin. (11/19), at Oak. (11/26), at Mia. (12/3), at Was. (12/24)</i>	
when trailing after 3rd quarter	0-10
<i>wins:</i>	
<i>losses: at Buf. (9/24), vs. NYG (10/15), at LAC (10/22), at K.C. (10/30), at Phi. (11/5), vs. N.E. (11/12), vs. Cin. (11/19), at Oak. (11/26), at Mia. (12/3), at Was. (12/24)</i>	
when Denver scores first	4-3
<i>wins: vs. LAC (9/11), vs. Dal. (9/17), vs. Oak (10/1), vs. NYJ (12/10)</i>	
<i>losses: at Buf. (9/24), at Phi. (11/5), at Was. (12/24)</i>	
when opponent scores first	1-7
<i>wins: at Ind. (12/14)</i>	
<i>losses: vs. NYG (10/15), at LAC (10/22), at K.C. (10/30), vs. N.E. (11/12), vs. Cin. (11/19), at Oak. (11/26), at Mia. (12/3)</i>	
when tied at the half	0-1
<i>wins:</i>	
<i>losses: at Buf. (9/24)</i>	
when Denver rushes for 100 yards	4-4
<i>wins: vs. LAC (9/11), vs. Dal. (9/17), vs. Oak (10/1), at Ind. (12/14)</i>	
<i>losses: at K.C. (10/30), vs. N.E. (11/12), at Mia. (12/3), at Was. (12/24)</i>	
when opponent rushes for 100 yards	0-4
<i>wins:</i>	
<i>losses: vs. NYG (10/15), at Phi. (11/5), at Oak. (11/26), at Mia. (12/3)</i>	
when winning turnover margin	2-0
<i>wins: vs. Oak (10/1), vs. NYJ (12/10)</i>	
<i>losses:</i>	
when losing turnover margin	2-8
<i>wins: vs. LAC (9/11), at Ind. (12/14)</i>	
<i>losses: at Buf. (9/24), vs. NYG (10/15), at LAC (10/22), at K.C. (10/30), at Phi. (11/5), vs. N.E. (11/12), vs. Cin. (11/19), at Was. (12/24)</i>	
when Denver passes for 300 yards	0-1
<i>wins:</i>	
<i>losses: vs. NYG (10/15)</i>	
when opponent passes for 300 yards	0-0
<i>wins:</i>	
<i>losses:</i>	
when playing indoors	1-0
<i>wins: at Ind. (12/14)</i>	
<i>losses:</i>	
when playing outdoors	4-10
<i>wins: vs. LAC (9/11), vs. Dal. (9/17), vs. Oak (10/1), vs. NYJ (12/10)</i>	
<i>losses: at Buf. (9/24), vs. NYG (10/15), at LAC (10/22), at K.C. (10/30), at Phi. (11/5), vs. N.E. (11/12), vs. Cin. (11/19), at Oak. (11/26), at Mia. (12/3), at Was. (12/24)</i>	
when playing on an artificial surface	1-1
<i>wins: at Ind. (12/14)</i>	
<i>losses: at Buf. (9/24)</i>	
when playing on natural grass	4-9
<i>wins: vs. LAC (9/11), vs. Dal. (9/17), vs. Oak (10/1), vs. NYG (12/10)</i>	
<i>losses: vs. NYG (10/15), at LAC (10/22), at K.C. (10/30), at Phi. (11/5), vs. N.E. (11/12), vs. Cin. (11/19), at Oak. (11/26), at Mia. (12/3), at Was. (12/24)</i>	
when winning the coin toss	1-4
<i>wins: vs. LAC (9/11)</i>	
<i>losses: at Phi. (11/5), vs. N.E. (11/12), at Oak. (11/26), at Mia. (12/3)</i>	
when losing the coin toss	4-6
<i>wins: vs. Dal. (9/17), vs. Oak (10/1), vs. NYJ (12/10), at Ind. (12/14)</i>	
<i>losses: at Buf. (9/24), vs. NYG (10/15), at LAC (10/22), at K.C. (10/30), vs. Cin. (11/19), at Was. (12/24)</i>	
when scoring 20 or more points	4-1
<i>wins: vs. LAC (9/11), vs. Dal. (9/17), vs. NYJ (12/10), at Ind. (12/14)</i>	
<i>losses: at Phi. (11/5)</i>	
when yielding 20 or more points	1-10
<i>wins: vs. LAC (9/11)</i>	
<i>losses: at Buf. (9/24), vs. NYG (10/15), at LAC (10/22), at K.C. (10/30), at Phi. (11/5), vs. N.E. (11/12), vs. Cin. (11/19), at Oak. (11/26), at Mia. (12/3), at Was. (12/24)</i>	
in overtime games	0-0
<i>wins:</i>	
<i>losses:</i>	

THE LAST TIME IT HAPPENED

(REFLECTS THE LAST TIME EACH INDIVIDUAL STATISTIC OCCURRED IN THE REGULAR SEASON AND PLAYOFFS)
- 2017 PERFORMANCES BOLDED; SUPER BOWL PERFORMANCES IN ITALICS

100 YARDS RUSHING:

Broncos: **C.J. Anderson, 30-158, at Indianapolis, 12/14/17**
Playoffs: Terrell Davis, 25-102, vs. Atlanta, 1/31/99
Opponents: **Kenyan Drake, 23-120, at Miami, 12/3/17**
Playoffs: Ray Rice, 30-131, 1 TD, vs. Baltimore, 1/12/13

200 YARDS RUSHING:

Broncos: Knowshon Moreno, 37-224, 1 TD, at New England, 11/24/13
Playoffs: Has never happened
Opponents: Jamaal Charles, 25-259, 2 TD, vs. Kansas City, 1/3/10
Playoffs: *Tim Smith, 23-204, 2TD, vs. Washington, 1/31/88*

TWO 100-YARD RUSHERS:

Broncos: Willis McGahee (163) and Tim Tebow (118), at Oakland, 11/6/11
Playoffs: Terrell Davis (184) and Derek Loville (103), vs. Jacksonville, 12/27/97
Opponents: Curt Warner (126) and John L. Williams (109), at Seattle, 12/11/88
Playoffs: Has never happened

100-YARD RUSHER AND 100-YARD RECEIVER:

Broncos: Ronnie Hillman (117) and Demaryius Thomas (117), vs. San Diego, 1/3/16
Playoffs: *Terrell Davis (102) and Rod Smith (152), vs. Atlanta, 1/31/99*
Opponents: Tre Mason (113) and Kenny Britt (128), at St. Louis, 11/16/14
Playoffs: *Tim Smith (204) and Ricky Sanders (193), vs. Washington, 1/31/88*

100-YARD RUSHER AND TWO 100-YARD RECEIVERS:

Broncos: Ronnie Hillman (111), Demaryius Thomas (111) and Emmanuel Sanders (109), at Cleveland, 10/18/15
Playoffs: Has never happened
Opponents: Ryan Grant (104), Greg Jennings (141) and James Jones (107) vs. Green Bay, 10/29/07 - OT
Playoffs: Has never happened

100-YARD RUSHER, 300-YARD PASSER, 100-YARD RECEIVER:

Broncos: C.J. Anderson (101), Peyton Manning (340), Demaryius Thomas (168), vs. Green Bay, 11/1/15
Playoffs: *Terrell Davis (102), John Elway (336), Rod Smith (152), vs. Atlanta, 1/31/99*
Opponents: R. Grant (104 rush), B. Favre (331 pass), G. Jennings (141 rec.), J. Jones (107 rec.) vs. G.B., 10/29/07 - OT
Playoffs: *Tim Smith (204), Doug Williams (340), Ricky Sanders (193), vs. Washington, 1/31/88*

100-YARD RUSHER, 300-YARD PASSER AND TWO 100-YARD RECEIVERS:

Broncos: M. Ball (117), P. Manning (403), E. Decker (174) and D. Thomas (106), at Kansas City, 12/1/13
Playoffs: Has never happened
Opponents: R. Grant (104 rush), B. Favre (331 pass), G. Jennings (141 rec.), J. Jones (107 rec.), vs. Green Bay, 10/29/07 - OT
Playoffs: Has never happened

100-YARD RUSHER AND 300-YARD PASSER:

Broncos: C.J. Anderson (101) and Peyton Manning (340), vs. Green Bay, 11/1/15
Playoffs: *Terrell Davis (102) and John Elway (336), vs. Atlanta, 1/31/99*
Opponents: Ryan Mathews (120) and Philip Rivers (313), vs. San Diego, 1/2/11
Playoffs: Ray Rice (131) and Joe Flacco (331), vs. Baltimore, 1/12/13

100-YARD RECEIVER AND 300-YARD PASSER:

Broncos: **Demaryius Thomas (133) and Trevor Siemian (376), vs. N.Y. Giants, 10/15/17**
Playoffs: Demaryius Thomas (134) and Peyton Manning (400), vs. New England, 1/19/14
Opponents: Antonio Brown (189) and Ben Roethlisberger (380), at Pittsburgh, 12/20/15
Playoffs: Rob Gronkowski (144) and Tom Brady (310), vs. New England, 1/24/16

TWO 100-YARD RECEIVERS AND 300-YARD PASSER:

Broncos: Emmanuel Sanders (100), Demaryius Thomas (126) and Trevor Siemian (334), at Tennessee, 12/11/16
Playoffs: Has never happened
Opponents: Jerome Simpson (136), A.J. Green (124) and Andy Dalton (332), vs. Cincinnati, 9/18/11
Playoffs: Reggie Wayne (221), Dallas Clark (112) and Peyton Manning (458), at Indianapolis, 1/9/05

THREE 100-YARD RECEIVERS AND 300-YARD PASSER:

Broncos: Has never happened
Playoffs: Has never happened
Opponents: Terrence Williams (151), Dez Bryant (141), Jason Witten (121) and Tony Romo (506), at Dallas, 10/6/13
Playoffs: Has never happened

TWO RUSHING TOUCHDOWNS:

Broncos: C.J. Anderson, 15-113, 2 TD, vs. New England, 11/29/15
Playoffs: Mike Anderson, 19-69, 2 TD, vs. New England, 1/14/06
Opponents: **Corey Clement, 12-51, 2 TD, at Philadelphia, 11/5/17**
Playoffs: Jamal Lewis, 30-110, 2 TD, at Baltimore, 12/31/00

THREE RUSHING TOUCHDOWNS:

Broncos: C.J. Anderson, 13-87, 3 TD, vs. Oakland, 12/28/14
Playoffs: *Terrell Davis, 30-157, 3 TD, vs. Green Bay, 1/25/98*
Opponents: Latavius Murray, 20-114, 3 TD, at Oakland, 11/6/16
Playoffs: Napoleon McCallum, 13-81, 3 TD, at L.A. Raiders, 1/9/94

FOUR RUSHING TOUCHDOWNS:

Broncos: Clinton Portis, 22-218, 5 TD, vs. Kansas City, 12/7/03
Playoffs: Has never happened
Opponents: Curt Warner, 23-126, 4 TD, at Seattle, 12/11/88
Playoffs: Has never happened

FIVE RUSHING TOUCHDOWNS:

Broncos: Clinton Portis, 22-218, 5 TD, vs. Kansas City, 12/7/03
Playoffs: Has never happened
Opponents: Has never happened
Playoffs: Has never happened

300 YARDS PASSING:

Broncos: Trevor Siemian, 35-51, 334 yds., 1 TD, 0 INT, at Tennessee, 12/11/16
Playoffs: Tim Tebow, 10-21, 316 yds., 2 TD, 0 INT, vs. Pittsburgh, 1/8/12
Opponents: Drew Brees, 21-29, 303 yds., 3 TD, 2 INT, at New Orleans, 11/13/16
Playoffs: Tom Brady, 27-56, 310 yds., 1 TD, 2 INT, vs. New England, 1/24/16

400 YARDS PASSING:

Broncos: Peyton Manning, 34-57, 438 yds., 2 TD, 2 INT, at New England, 11/2/14
Playoffs: Peyton Manning, 32-43, 400 yds., 3 TD, 2 INT, vs. New England, 1/19/14
Opponents: Tony Romo, 25-36, 506 yds., 5 TD, 1 INT, at Dallas, 10/6/13
Playoffs: Peyton Manning, 27-33, 458 yds., 4 TD, 1 INT, at Indianapolis, 1/9/05

THREE TOUCHDOWN PASSES:

Broncos: **Trevor Siemian, 22-32, 231 yds., 4 TD, 1 INT, vs. Dallas, 9/17/17**
Playoffs: Peyton Manning, 28-43, 290 yds., 3 TD, 2 INT, vs. Baltimore, 1/12/13
Opponents: **Kirk Cousins, 19-37, 299 yds., 3 TD, at Washington, 12/24/17**
Playoffs: Joe Flacco, 18-34, 331 yds., 3 TD, 0 INT, vs. Baltimore, 1/12/13

FOUR TOUCHDOWN PASSES:

Broncos: **Trevor Siemian, 22-32, 231 yds., 4 TD, 1 INT, vs. Dallas, 9/17/17**
Playoffs: Has never happened
Opponents: **Carson Wentz, 15-27, 199 yds., 4 TD, at Philadelphia, 11/5/17**
Playoffs: Tom Brady, 26-34, 363 yds., 6 TD, 1 INT, at New England, 1/14/12

FIVE TOUCHDOWN PASSES:

Broncos: Peyton Manning, 31-44, 340 yds., 5 TD, 2 INT, at Oakland, 11/9/14
Playoffs: Has never happened
Opponents: Tony Romo, 25-36, 506 yds., 5 TD, 1 INT, at Dallas, 10/6/13
Playoffs: Tom Brady, 26-34, 363 yds., 6 TD, 1 INT, at New England, 1/14/12

SIX OR MORE TOUCHDOWN PASSES:

Broncos: Peyton Manning, 27-42, 462 yds., 7 TD, 0 INT, vs. Baltimore, 9/5/13
Playoffs: Has never happened
Opponents: Len Dawson, 23-38, 435 yds., 6 TD, 0 INT, at Kansas City, 11/1/64
Playoffs: Tom Brady, 26-34, 363 yds., 6 TD, 1 INT, at New England, 1/14/12

100 YARDS RECEIVING:

Broncos: **Emmanuel Sanders, 6-137, vs. New England, 11/12/17**
Playoffs: Demaryius Thomas, 13-118, 1 TD, vs. Seattle, 2/2/14
Opponents: **Travis Kelce, 7-133, 1 TD, at Kansas City, 10/30/17**
Playoffs: Rob Gronkowski, 8-144, 1 TD, vs. New England, 1/24/16

200 YARDS RECEIVING:

Broncos: Demaryius Thomas, 8-226, 2 TD, vs. Arizona, 10/5/14
Playoffs: Demaryius Thomas, 4-204, 1 TD, vs. Pittsburgh, 1/8/12
Opponents: Torrance Small, 6-200, 2 TD, vs. New Orleans, 12/24/94
Playoffs: Reggie Wayne, 10-221, 2 TD, at Indianapolis, 1/9/05

TWO 100-YARD RECEIVERS:

Broncos: Emmanuel Sanders, 11-100, 1 TD and Demaryius Thomas, 10-126, 0 TD at Tennessee, 12/11/16
Playoffs: Has never happened
Opponents: Terrence Williams (151), Dez Bryant (141) and Jason Witten (121), at Dallas, 10/6/13
Playoffs: Reggie Wayne (221) and Dallas Clark (112), at Indianapolis, 1/9/05

TWO RECEIVING TOUCHDOWNS:

Broncos: **Emmanuel Sanders, 6-62, 2 TD, vs. Dallas, 9/17/17**
Playoffs: Owen Daniels, 2-33, 2 TD, vs. New England, 1/24/16
Opponents: **Alshon Jeffery, 6-84, 2 TD, at Philadelphia, 11/5/17**
Playoffs: Keenan Allen, 6-142, 2 TD, vs. San Diego, 1/12/14

THREE RECEIVING TOUCHDOWNS:

Broncos: Demaryius Thomas, 10-87, 3 TD, vs. Miami, 11/23/14
Playoffs: Has never happened
Opponents: Dallas Clark, 5-43, 3 TD, at Indianapolis, 12/13/09
Playoffs: Rob Gronkowski, 10-145, 3 TD, at New England, 1/14/12

FOUR RECEIVING TOUCHDOWNS:

Broncos: Eric Decker, 8-174, 4 TD, at Kansas City, 12/1/13
Playoffs: Has never happened
Opponents: Lance Alworth, 9-171, 4 TD, vs. San Diego, 12/1/68
Playoffs: Has never happened

TWO INTERCEPTIONS:

Broncos: Darian Stewart, 2, at New Orleans, 11/13/16
Playoffs: *Darrien Gordon, 2, vs. Atlanta, 1/31/99*
Opponents: **Xavier Howard, 2, at Miami, 12/3/17**
Playoffs: David Macklin, 2, at Indianapolis, 1/4/04

THE LAST TIME IT HAPPENED

THREE INTERCEPTIONS:

Broncos: Deltha O'Neal, 4, vs. Kansas City, 10/7/01
Playoffs: Has never happened
Opponents: Mark Kelso, 3, at Buffalo, 12/12/92
Playoffs: Has never happened

FOUR INTERCEPTIONS:

Broncos: Deltha O'Neal, 4, vs. Kansas City, 10/7/01
Playoffs: Has never happened
Opponents: Has never happened
Playoffs: Has never happened

TWO SACKS:

Broncos: **Von Miller, 2.0, at L.A. Chargers, 10/22/17**
Playoffs: *Von Miller, 2.5, vs. Carolina, 2/7/16*
Opponents: **Ryan Kerrigan and Preston Smith, 2.0, at Washington, 12/24/17**
Playoffs: *Kony Ealy, 3, vs. Carolina, 2/7/16*

THREE SACKS:

Broncos: Von Miller, 3.0, vs. Kansas City, 11/27/16
Playoffs: Has never happened
Opponents: **Jason Pierre-Paul, 3.0, vs. N.Y. Giants, 10/15/17**
Playoffs: *Kony Ealy, 3, vs. Carolina, 2/7/16*

FOUR SACKS:

Broncos: Elvis Dumervil, 4, vs. Cleveland, 9/20/09
Playoffs: Has never happened
Opponents: Khalil Mack, 5, vs. Oakland, 12/13/15
Playoffs: Has never happened

TWO OPPONENT FUMBLE RECOVERIES:

Broncos: Elvis Dumervil, 2, vs. Minnesota, 12/30/07 - OT
Playoffs: Has never happened
Opponents: Glenn Dorsey, 2, at Kansas City, 12/6/09
Playoffs: *Randy Hughes, 2, vs. Dallas, 1/15/78*

SHUTOUT ON ROAD:

by Broncos: Denver 12, at Cleveland 0, 9/27/92
Playoffs: Has never happened
by Opponents: **at L.A. Chargers 21, Denver 0, 10/22/17**
Playoffs: Has never happened

SHUTOUT AT HOME:

by Broncos: **at Denver 23, N.Y. Jets 0, 12/10/17**
Playoffs: Has never happened
by Opponents: Has never happened
Playoffs: Has never happened

OVERTIME WIN AWAY FROM DENVER:

Broncos: Denver 26, at Cleveland 23, 10/18/15
Playoffs: Denver 23, at Cleveland 20, 1/11/87
Opponents: at Seattle 26, Denver 20, 9/21/14
Playoffs: Has never happened
TIE: Denver 17, at Green Bay 17, 9/20/87

OVERTIME WIN IN DENVER:

Broncos: at Denver 20, Cincinnati 17, 12/28/15
Playoffs: at Denver 29, Pittsburgh 23, 1/8/12
Opponents: Kansas City 30, at Denver 27, 11/27/16
Playoffs: Baltimore 38, at Denver 25, 1/12/13
TIE: at Denver 35, Pittsburgh 35, 9/22/74

40 POINTS:

Broncos: **at Denver 42, Dallas 17, 9/17/17**
Playoffs: at Denver 42, Jacksonville 17, 12/27/97
Opponents: **at New England 41, Denver 16, 11/12/17**
Playoffs: *vs. Seattle 43, Denver 8, 2/2/14*

50 POINTS:

Broncos: at Denver 51, Tennessee 28, 12/8/13
Playoffs: Has never happened
Opponents: **at Philadelphia 51, Denver 23, 11/5/17**
Playoffs: *San Francisco 55, Denver 10, 1/28/90*

TWO-POINT CONVERSION:

Broncos: **Brock Osweiler pass to Cody Latimer, at Indianapolis, 12/14/17**
Playoffs: *Peyton Manning pass to Bennie Fowler, vs. Carolina, 2/7/16*
Opponents: Alex Amith pass to Demetrius Harris, vs. Kansas City, 11/27/16
Playoffs: Has never happened

THREE FIELD GOALS:

Broncos: **Brandon McManus, 3, vs. New York Jets, 12/10/17**
Playoffs: *Brandon McManus, 3, vs. Carolina, 2/7/16*
Opponents: **Harrison Butker, 5, at Kansas City, 10/30/17**
Playoffs: Chris Boswell, 3, vs. Pittsburgh, 1/17/16

FOUR FIELD GOALS:

Broncos: Brandon McManus, 4, vs. Indianapolis, 9/18/16
Playoffs: Brandon McManus, 5, vs. Pittsburgh, 1/17/16
Opponents: **Harrison Butker, 5, at Kansas City, 10/30/17**
Playoffs: Has never happened

FIVE FIELD GOALS:

Broncos: Connor Barth, 5, at San Diego, 12/14/14
Playoffs: Brandon McManus, 5, vs. Pittsburgh, 1/17/16
Opponents: **Harrison Butker, 5, at Kansas City, 10/30/17**
Playoffs: Has never happened

SIX FIELD GOALS:

Broncos: Has never happened
Playoffs: Has never happened
Opponents: Jeff Wilkins, 6, at St. Louis, 9/10/06
Playoffs: Has never happened

PUNT RETURN FOR A TOUCHDOWN:

Broncos: Omar Bolden, 83 yds., at Indianapolis, 11/8/15
Playoffs: Trindon Holliday, 90 yds., vs. Baltimore, 1/12/13
Opponents: **Travis Benjamin, 65 yds., at L.A. Chargers 10/22/17**
Playoffs: Has never happened

KICKOFF RETURN FOR A TOUCHDOWN:

Broncos: Trindon Holliday, 105 yds., vs. Philadelphia, 9/29/13
Playoffs: Trindon Holliday, 104 yds., vs. Baltimore, 1/12/13
Opponents: **Dion Lewis, 103 yds., vs. New England, 11/12/17**
Playoffs: *Percy Harvin, 87 yds., vs. Seattle, 2/2/14*

INTERCEPTION RETURN FOR A TOUCHDOWN:

Broncos: **Justin Simmons, 65 yds., at Miami, 12/3/17**
Playoffs: Has never happened
Opponents: **Xavien Howard, 30 yds., at Miami, 12/3/17**
Playoffs: *Malcolm Smith, 69 yds., vs. Seattle, 2/2/14*

FUMBLE RETURN FOR A TOUCHDOWN:

Broncos: Shane Ray, 15 yds., vs. Indianapolis, 9/18/16
Playoffs: *Malik Jackson, recovered in end zone, vs. Carolina, 2/7/16*
Opponents: **Marcus Peters, 45 yds., at Kansas City, 10/30/17**
Playoffs: Has never happened

MISSED FIELD GOAL RETURN FOR A TOUCHDOWN:

Broncos: Has never happened
Playoffs: Has never happened
Opponents: Chris McAlister, 107 yds., at Baltimore, 9/30/02
Playoffs: Has never happened

BLOCKED PUNT:

Broncos: **Shaquil Barrett, vs. Cincinnati, 11/19/17**
Playoffs: Has never happened
Opponents: **Terrence Fede, at Miami, 12/3/17**
Playoffs: Blake Spence, vs. N.Y. Jets, 1/17/99

BLOCKED PUNT RETURN FOR A TOUCHDOWN:

Broncos: Steven Johnson, vs. Philadelphia, 9/29/13
Playoffs: Has never happened
Opponents: Alex Bannister, 9 yds., at Seattle, 10/14/01
Playoffs: Travis Davis, 29 yds., vs. Jacksonville, 12/27/97

BLOCKED FIELD GOAL:

Broncos: **Adam Gotsis, vs. N.Y. Giants, 10/15/17**
Playoffs: Has never happened
Opponents: **KeiVarae Russell, vs. Cincinnati, 11/19/17**
Playoffs: Has never happened

BLOCKED FIELD GOAL RETURN FOR A TOUCHDOWN:

Broncos: Louis Wright, 60 yds., vs. San Diego, 11/17/85
Playoffs: Has never happened
Opponents: Cornelius Bennett, 80 yds., at Buffalo, 9/30/90
Playoffs: Has never happened

MISSED POINT-AFTER-TOUCHDOWN ATTEMPT:

Broncos: Brandon McManus (Blocked by Margus Hunt), at Cincinnati, 9/25/16
Playoffs: Jason Elam (Blocked by Clyde Simmons), vs. Jacksonville, 1/4/97
Opponents: **Randy Bullock (kick failed, wide left), vs. Cincinnati, 11/19/17**
Playoffs: Stephen Gostkowski (kick failed, wide right), vs. New England, 1/24/16

SAFETY:

Broncos: **Isaiah McKenzie tackled in the end zone by John Denney, at Miami, 12/3/17**
Playoffs: Tony Eason sacked in the end zone by Rulon Jones, vs. New England, 1/4/87
Opponents: Russell Okung tackled in the end zone, vs. Kansas City, 11/27/16
Playoffs: *Knowshon Moreno tackled in the end zone by C. Avril, vs. Seattle, 2/2/14*

2017 REGULAR SEASON BRONCOS INDIVIDUAL SINGLE-GAME HIGHS

YARDS RUSHING	158, C.J. Anderson, at Ind. (12/14/17)
RUSHING ATTEMPTS	30, C.J. Anderson, at Ind. (12/14/17)
RUSHING TOUCHDOWNS	1, 7x, (last Brock Osweiler, at Ind. 12/14/17)
YARDS PASSING	376, Trevor Siemian, vs. NYG (10/15/17)
PASS ATTEMPTS	50, Trevor Siemian, vs. NYG (10/15/17)
PASS COMPLETIONS	29, Trevor Siemian, vs. NYG (10/15/17)
TOUCHDOWN PASSES	4, Trevor Siemian, vs. Dal. (9/17/17)
PASSES HAD INTERCEPTED	3, 2x, (last Trevor Siemian, at Mia. 12/3/17)
RECEPTIONS	10, Demaryius Thomas, vs. NYG (10/15/17)
RECEIVING YARDS	137, Emmanuel Sanders, vs. N.E. (11/12/17)
RECEIVING TOUCHDOWNS	2, Emmanuel Sanders, vs. Dal. (9/17/17)
TOTAL YARDS FROM SCRIMMAGE	158, C.J. Anderson, at Ind. (12/14/17)
ALL-PURPOSE YARDS	158, C.J. Anderson, at Ind. (12/14/17)
FIELD GOALS	3, 5x, (last Brandon McManus, vs. NYJ 12/10/17)
TACKLES	11, Justin Simmons, vs. NYG (10/15/17)
INTERCEPTIONS	1, 9x, (last Will Parks, at Was. 12/24/17)
SACKS	2.0, 2x, (last Von Miller, at LAC 10/22/17)
LONGEST RUN FROM SCRIMMAGE	32, C.J. Anderson, at Buf. (9/24/17)
LONGEST PASS COMPLETION	54, Brock Osweiler, at Ind. (12/14/17)
LONGEST PASS RECEPTION	54, Jeff Heuerman, at Ind. (12/14/17)
LONGEST INTERCEPTION RETURN	103, Aqib Talib, vs. Dal. (9/17/17)
LONGEST PUNT RETURN	44, Isaiah McKenzie, at Phi. (11/5/17)
LONGEST KICKOFF RETURN	61, Brendan Langley, vs. LAC (10/22/17)
LONGEST PUNT	60, Riley Dixon, vs. NYJ (12/10/17)
LONGEST FIELD GOAL	53, 2x, (last Brandon McManus, vs. NYJ 12/10/17)

2017 REGULAR SEASON OPPONENTS INDIVIDUAL SINGLE-GAME HIGHS

YARDS RUSHING	120, Kenyan Drake, at Mia. (12/3/17)
RUSHING ATTEMPTS	26, Marshawn Lynch, at Oak. (11/26/17)
RUSHING TOUCHDOWNS	2, Corey Clement, at Phi. (11/5/17)
YARDS PASSING	299, Kirk Cousins, at Was. (12/24/17)
PASS ATTEMPTS	50, Dak Prescott, vs. Dal. (9/17/17)
PASS COMPLETIONS	30, Dak Prescott, vs. Dal. (9/17/17)
TOUCHDOWN PASSES	4, Carson Wentz, at Phi. (11/5/17)
PASSES HAD INTERCEPTED	2, 2x, (last Jay Cutler, at Mia. 12/3/17)
RECEPTIONS	10, Jason Witten, vs. Dal. (9/17/17)
RECEIVING YARDS	113, Travis Kelce, at K.C. (10/30/17)
RECEIVING TOUCHDOWNS	2, Alshon Jeffery, at Phi. (11/5/17)
TOTAL YARDS FROM SCRIMMAGE	141, Kenyan Drake, at Mia. (12/3/17)
ALL-PURPOSE YARDS	141, Kenyan Drake, at Mia. (12/3/17)
FIELD GOALS	5, Harrison Butker, at K.C. (10/30/17)
TACKLES	14, Jatavis Brown, vs. LAC (9/11/17)
INTERCEPTIONS	2, 2x (last Zach Vigil, at Was. 12/24/17)
SACKS	3.0, Jason Pierre-Paul, vs. NYG (10/15/17)
LONGEST RUN FROM SCRIMMAGE	47, Orleans Darkwa, vs. NYG (10/15/17)
LONGEST PASS COMPLETION	54, Derek Carr, at Oak. (11/26/17)
LONGEST PASS RECEPTION	54, Cordarrelle Patterson, at Oak. (11/26/17)
LONGEST INTERCEPTION RETURN	101, Dre Kirkpatrick, vs. Cin. (11/19/17)
LONGEST PUNT RETURN	65, Travis Benjamin, at LAC (10/22/17)
LONGEST KICKOFF RETURN	103, Dion Lewis, vs. N.E. (11/12/17)
LONGEST PUNT	69, Drew Kaser, at LAC (10/22/17)
LONGEST FIELD GOAL	56, Dan Bailey, vs. Dal. (9/17/17)

2017 REGULAR SEASON BRONCOS TEAM SINGLE-GAME HIGHS AND LOWS

BRONCOS	HIGHS	LOWS
TOTAL FIRST DOWNS	26, vs. Dal. (9/17/17)	12, 2x, (last at Oak. 11/26/17)
TOTAL NET YARDS	462, at Ind. (12/14/17)	219, at Oak. (11/26/17)
TOTAL OFFENSIVE PLAYS	79, vs. Cin. (11/19/17)	57, at Oak. (11/26/17)
NET YARDS RUSHING	213, at Ind. (12/14/17)	35, at Phi. (11/5/17)
RUSHING ATTEMPTS	45, at Ind. (12/14/17)	17, 2x, (last at Oak. 11/26/17)
NET YARDS PASSING	366, vs. NYG (10/15/17)	155, vs. Oak. (10/1/17)
PASS ATTEMPTS	54, vs. NYG (10/15/17)	26, vs. Oak. (10/1/17)
PASS COMPLETIONS	31, vs. NYG (10/15/17)	17, vs. LAC (9/11/17)
PASSES HAD INTERCEPTED	3, 2x (last at Mia. 12/3/17)	0, 2x, (last vs. NYJ 12/10/17)
TIMES SACKED	5, 2x, (last at Oak. 11/26/17)	0, vs. N.E (11/12/17)
PUNTS	8, 2x, (last at Oak. 11/26/17)	1, at Ind. (12/14/17)
GROSS PUNTING AVERAGE	52.0, at Ind. (12/14/17)	31.7, vs. N.E (11/12/17)
NET PUNTING AVERAGE	52.0, at Ind. (12/14/17)	28.3, at Buf. (9/24/17)
PUNT RETURNS	5, 3x, (last vs. NYJ 12/10/17)	1, 4x, (last at Ind. 12/14/17)
PUNT RETURN YARDS	62, vs. NYJ (12/10/17)	-3, at Mia. (12/3/17)
KICKOFF RETURNS	7, vs. N.E (11/12/17)	0, 2x, (last vs. NYJ 12/10/17)
KICKOFF RETURN YARDS	134, vs. N.E (11/12/17)	0, 2x, (last vs. NYJ 12/10/17)
INTERCEPTION RETURNS	2, 2x, (last at Mia. 12/3/17)	0, 7x, (last at Ind. 12/14/17)
INTERCEPTION RETURN YARDS	126, vs. Dal. (9/17/17)	0, 11x, (last at Was. 12/24/17)
PENALTIES	14, at Phi. (11/5/17)	1, vs. LAC (9/11/17)
YARDS PENALIZED	105, at Phi. (11/5/17)	21, vs. NYJ (12/10/17)
FUMBLES	3, 3x, (last at Was. 12/24/17)	0, 3x, (last vs. NYJ 12/10/17)
FUMBLES LOST	2, 3x, (last at Was. 12/24/17)	0, 4x, (last at Ind. 12/14/17)
SACKS MADE	4, 2x, (last vs. NYJ 12/10/17)	1, 4x, (last at Ind. 12/14/17)
FUMBLES FORCED	1, 7x, (last at Ind. 12/14/17)	0, 5x, (last vs. NYG 10/15/17)
FUMBLES RECOVERED	2, 2x, (last at Oak. 11/26/17)	0, 2x, (last at Buf. 9/24/17)
TIME OF POSSESSION	37:35, vs. NYJ (12/10/17)	24:06, at Oak. (11/26/17)

2017 REGULAR SEASON OPPONENTS TEAM SINGLE-GAME HIGHS AND LOWS

OPPONENTS	HIGHS	LOWS
TOTAL FIRST DOWNS	28, vs. N.E (11/12/17)	6, vs. NYJ (12/10/17)
TOTAL NET YARDS	419, at Phi. (11/5/17)	100, vs. NYJ (12/10/17)
TOTAL OFFENSIVE PLAYS	67, 2x, (last vs. N.E 11/12/17)	48, vs. NYJ (12/10/17)
NET YARDS RUSHING	197, at Phi. (11/5/17)	24, vs. Oak. (10/1/17)
RUSHING ATTEMPTS	37, 2x, (last at Oak. 11/26/17)	14, vs. Dal. (9/17/17)
NET YARDS PASSING	299, at Was. (12/24/17)	41, vs. NYJ (12/10/17)
PASS ATTEMPTS	50, vs. Dal. (9/17/17)	19, vs. NYG (10/15/17)
PASS COMPLETIONS	30, vs. Dal. (9/17/17)	8, vs. NYJ (12/10/17)
PASSES HAD INTERCEPTED	2, 2x, (last at Mia. 12/3/17)	0, 6x, (last vs. Cin. 11/19/17)
TIMES SACKED	4, 2x, (last vs. NYJ 12/10/17)	1, 4x, (last at Ind. 12/14/17)
PUNTS	9, at Mia. (12/3/17)	1, vs. N.E (11/12/17)
GROSS PUNTING AVERAGE	54.0, at Phi. (11/5/17)	39.8, vs. Cin. (11/19/17)
NET PUNTING AVERAGE	46.0, 2x, (last vs. N.E 11/12/17)	32.0, at Phi. (11/5/17)
PUNT RETURNS	5, 2x, (last at Mia. 12/3/17)	0, 2x, (last at Ind. 12/14/17)
PUNT RETURN YARDS	88, at LAC (10/22/17)	0, 3x, (last at Ind. 12/14/17)
KICKOFF RETURNS	3, 2x, (last at Mia. 12/3/17)	0, 5x, (last at Ind. 12/14/17)
KICKOFF RETURN YARDS	103, N.E (11/12/17)	0, 5x, (last at Ind. 12/14/17)
INTERCEPTION RETURNS	3, 2x, (last at Mia. 12/3/17)	0, 2x, (last vs. NYJ 12/10/17)
INTERCEPTION RETURN YARDS	101, vs. Cin. (11/19/17)	0, 2x, (last vs. NYJ 12/10/17)
PENALTIES	9, at LAC (10/22/17)	1, vs. N.E (11/12/17)
YARDS PENALIZED	85, at Mia. (12/3/17)	5, vs. N.E (11/12/17)
FUMBLES	2, at Was. (12/24/17)	0, 6x, (last vs. N.E 11/12/17)
FUMBLES LOST	1, 6x, (last at Was. 12/24/17)	0, 9x, (last at Ind. 12/14/17)
SACKS MADE	5, 2x, (last at Oak. 11/26/17)	0, vs. N.E (11/12/17)
FUMBLES FORCED	3, at LAC (10/22/17)	0, 4x, (last at Ind. 12/14/17)
FUMBLES RECOVERED	3, vs. Cin. (11/19/17)	0, 2x, (last vs. NYJ 12/10/17)
TIME OF POSSESSION	35:54, at Oak. (11/26/17)	22:25, vs. NYJ (12/10/17)

BRONCOS BIG GAMES VS. KANSAS CITY

BRONCOS ALL-TIME 300-YARD PASSING GAMES (16 / 16 reg., 0 post) — vs. KANSAS CITY

PLAYER	PERFORMANCE	GAME
Charley Johnson	28-42-2, 445 yds., 2 TD	Nov. 18, 1974, vs. Kansas City
Kyle Orton	32-56-3, 431 yds., 1 TD	Jan. 3, 2010, vs. Kansas City
Peyton Manning	22-35-2, 403 yds., 5 TD	Dec. 1, 2013, at Kansas City
John Elway	22-32-1, 400 yds., 2 TD	Dec. 6, 1998, vs. Kansas City
Brian Griese	30-50-0, 376 yds., 2 TD	Oct. 20, 2002, at Kansas City
Trevor Siemian	20-34-0, 368 yds., 3 TD	Nov. 27, 2016, vs. Kansas City
Jay Cutler	29-49-2, 361 yds., 1 TD	Sept. 28, 2008, at Kansas City
Steve DeBerg	21-41-0, 350 yds., 1 TD	Oct. 30, 1983, vs. Kansas City
Craig Morton	25-38-1, 342 yds., 2 TD	Oct. 18, 1981, at Kansas City
Charley Johnson	12-20-2, 329 yds., 3 TD	Sept. 21, 1975, vs. Kansas City
John Elway	24-36-1, 328 yds., 2 TD	Dec. 9, 1990, at Kansas City
Peyton Manning	24-40-0, 323 yds., 1 TD	Nov. 17, 2013, vs. Kansas City
John Elway	23-38-0, 311 yds., 2 TD	Oct. 4, 1992, vs. Kansas City
Peyton Manning	23-29-0, 304 yds., 3 TD	Dec. 30, 2012, vs. Kansas City
John Elway	22-37-5, 301 yds., 1 TD	Dec. 14, 1985, vs. Kansas City
John Elway	28-45-1, 300 yds., 1 TD	Sept. 20, 1993, at Kansas City

BRONCOS ALL-TIME 100-YARD RUSHING GAMES (22 / 23 reg., 1 post) — vs. KANSAS CITY

PLAYER	PERFORMANCE	GAME
Clinton Portis	22-218, 5 TD	Dec. 7, 2003, vs. Kansas City
C.J. Anderson	32-168, 0 TD	Nov. 30, 2014, at Kansas City
Knowshon Moreno	23-161, 0 TD	Dec. 5, 2010, at Kansas City
Selvin Young	17-156, 0 TD	Dec. 9, 2007, vs. Kansas City
Quentin Griffin	23-156, 2 TD	Sept. 12, 2004, vs. Kansas City
Mike Anderson	22-155, 1 TD	Oct. 7, 2001, vs. Kansas City
Willis McGahee	28-145, 0 TD	Jan. 1, 2012, vs. Kansas City
Clinton Portis	23-141, 1 TD	Oct. 5, 2003, at Kansas City
Terrell Davis	19-141, 2 TD	Sept. 22, 1996, at Kansas City
Sammy Winder	31-139, 1 TD	Sept. 23, 1984, vs. Kansas City
Gaston Green	24-133, 1 TD	Nov. 17, 1991, at Kansas City
Bobby Humphrey	19-132, 2 TD	Sept. 17, 1990, vs. Kansas City
Clinton Portis	21-130, 3 TD	Dec. 15, 2002, vs. Kansas City
Terrell Davis	34-127, 0 TD	Nov. 16, 1997, at Kansas City
Otis Armstrong	21-120, 0 TD	Nov. 20, 1977, at Kansas City
Montee Ball	13-117, 0 TD	Dec. 1, 2013, at Kansas City
Correll Buckhalter	12-113, 0 TD	Dec. 6, 2009, at Kansas City
Terrell Davis	18-111, 1 TD	Nov. 16, 1998, at Kansas City
Selvin Young	20-109, 1 TD	Nov. 11, 2007, at Kansas City
Knowshon Moreno	22-106, 0 TD	Nov. 14, 2010, vs. Kansas City
Terrell Davis	25-101, 2 TD	Jan. 4, 1998, at Kansas City*
Terrell Davis	26-101, 1 TD	Aug. 31, 1997, vs. Kansas City
Otis Armstrong	16-101, 1 TD	Oct. 24, 1976, at Kansas City

* *postseason*

BRONCOS BIG GAMES VS. KANSAS CITY

BRONCOS ALL-TIME 100-YARD RECEIVING GAMES (47 / 47 reg., 0 post) — vs. KANSAS CITY

PLAYER	PERFORMANCE	GAME
Shannon Sharpe	12-214, 2 TD.	Oct. 20, 2002, at Kansas City
Jabar Gaffney	14-213, 0 TD.	Jan. 1, 2010, vs. Kansas City
Eric Decker	8-174, 4 TD.	Dec. 1, 2013, at Kansas City
Rod Smith	8-165, 0 TD.	Dec. 6, 1998, vs. Kansas City
Riley Odoms	7-165, 2 TD.	Dec. 10, 1978, vs. Kansas City
Emmanuel Sanders	7-162, 1 TD.	Nov. 27, 2016, vs. Kansas City
Anthony Miller	6-153, 0 TD.	Dec. 4, 1994, at Kansas City
Rick Upchurch	3-153, 1 TD.	Sept 21, 1975, vs. Kansas City
Jerry Simmons	6-153, 0 TD.	Nov. 21, 1971, at Kansas City
Vance Johnson	6-150, 0 TD.	Sept. 17, 1990, vs. Kansas City
Rick Upchurch	6-143, 0 TD.	Oct. 30, 1983, vs. Kansas City
Rick Upchurch	5-138, 0 TD.	Oct. 18, 1981, at Kansas City
Rod Smith	8-134, 0 TD.	Sept. 24, 2000, vs. Kansas City
Shannon Sharpe	9-131, 0 TD.	Sept. 22, 1996, at Kansas City
Rod Smith	8-130, 0 TD.	Oct. 5, 2003, at Kansas City
Eric Crabtree	6-129, 1 TD.	Dec. 17, 1967, vs. Kansas City
Riley Odoms	7-125, 0 TD.	Nov. 18, 1974, vs. Kansas City
Demaryius Thomas	7-122, 1 TD.	Dec. 30, 2012, vs. Kansas City
Rod Smith	5-122, 0 TD.	Aug. 31, 1997, vs. Kansas City
Mike Haffner	4-122, 0 TD.	Dec. 14, 1968, vs. Kansas City
Demaryius Thomas	5-121, 0 TD.	Nov. 17, 2013, vs. Kansas City
Steve Watson	6-121, 1 TD.	Oct. 30, 1983, vs. Kansas City
Hewritt Dixon	5-121, 1 TD.	Nov. 1, 1964, at Kansas City
Lionel Taylor	7-120, 1 TD.	Oct. 8, 1961, vs. Dallas Texans
Shannon Sharpe	9-118, 0 TD.	Oct. 4, 1992, vs. Kansas City
Demaryius Thomas	8-116, 0 TD.	Sept. 17, 2015, at Kansas City
Vance Johnson	6-116, 1 TD.	Dec. 14, 1985, vs. Kansas City
Brandon Marshall	10-115, 2 TD.	Dec. 9, 2007, vs. Kansas City
Rod Smith	7-114, 0 TD.	Nov. 16, 1997, at Kansas City
Riley Odoms	7-114, 0 TD.	Oct. 28, 1979, vs. Kansas City
Eric Crabtree	7-113, 0 TD.	Sept. 22, 1968, at Kansas City
Al Denson	3-113, 1 TD.	Nov. 1, 1964, at Kansas City
Rod Smith	8-110, 1 TD.	Oct. 7, 2001, vs. Kansas City
Lionel Taylor	7-110, 0 TD.	Dec. 9, 1962, at Dallas Texans
Emmanuel Sanders	8-108, 0 TD.	Sept. 14, 2014, vs. Kansas City
Haven Moses	5-108, 2 TD.	Nov. 25, 1973, vs. Kansas City
Haven Moses	4-107, 1 TD.	Oct. 14, 1979, at Kansas City
Al Denson	4-107, 1 TD.	Oct. 29, 1967, at Kansas City
Demaryius Thomas	3-106, 0 TD.	Dec. 1, 2013, at Kansas City
Rod Smith	8-106, 0 TD.	Dec. 5, 1999, vs. Kansas City
Bobby Micho	9-105, 2 TD.	Oct. 18, 1987, at Kansas City
Eddie Royal	9-104, 0 TD.	Sept. 28, 2008, at Kansas City
Derek Russell	6-104, 0 TD.	Sept. 20, 1993, at Kansas City
Ed McCaffrey	6-103, 1 TD.	Dec. 6, 1998, vs. Kansas City
Steve Watson	2-103, 0 TD.	Dec. 6, 1981, vs. Kansas City
Rod Smith	6-101, 0 TD.	Dec. 17, 2000, at Kansas City
Rod Smith	8-100, 1 TD.	Dec. 16, 2001, at Kansas City

BRONCOS PLAYER CAREER STATS VS. KANSAS CITY

RUNNING BACK C.J. ANDERSON — vs. KANSAS CITY

	RUSHING							RECEIVING				
	G/S	W/L	Att.	Yds.	Avg.	LG	TD	Rec.	Yds.	Avg.	LG	TD
11/17/13 vs. K.C.	1/0	W	0	0	0.0	—	0	0	0	0.0	—	0
9/14/14 vs. K.C.	1/0	W	5	31	6.2	13	0	0	0	0.0	—	0
11/30/14 at K.C.	1/1	W	32	168	5.3	20	0	2	17	8.5	15	1
9/17/15 at K.C.	1/1	W	12	27	2.3	14	0	1	2	2.0	2	0
11/15/15 vs. K.C.	1/0	L	2	9	4.5	5	0	0	0	0.0	—	0
10/30/17 at K.C.	1/1	L	15	78	5.2	12	0	1	7	7.0	7	0
REG. SEASON TOTALS	6/3	4-2	66	313	4.7	20	0	4	26	6.5	15	1

OUTSIDE LINEBACKER ZAIRE ANDERSON — vs. KANSAS CITY

	G/S	W-L	UT	A	TT	S-Yds.	I-Yds.	PD	FF	FR	SpTK
11/27/16 vs. K.C.	1/0	L	0	0	0	0-0	0-0	0	0	0	0
12/25/16 at K.C.	1/0	L	0	0	0	0-0	0-0	0	0	0	0
10/30/17 at K.C.	1/1	L	1	2	3	0-0	0-0	0	0	0	0
REG. SEASON TOTALS	3/1	0-3	1	2	3	0-0	0-0	0	0	0	0

OUTSIDE LINEBACKER SHAQUIL BARRETT — vs. KANSAS CITY

	G/S	W-L	UT	A	TT	S-Yds.	I-Yds.	PD	FF	FR	SpTK
9/17/15 at K.C.	1/0	W	1	0	1	0-0	0-0	0	0	0	0
11/15/15 vs. K.C.	1/1	L	0	1	1	0-0	0-0	1	0	0	0
11/27/16 vs. K.C.	1/0	L	0	0	0	0-0	0-0	0	0	0	0
12/25/16 at K.C.	1/0	L	1	1	2	0-0	0-0	0	1	0	2
10/30/17 at K.C.	1/0	L	2	0	2	1-5	0-0	0	1	0	0
REG. SEASON TOTALS	5/1	1-4	4	2	6	1-5	0-0	1	2	0	2

RUNNING BACK DEVONTAE BOOKER — vs. KANSAS CITY

	RUSHING							RECEIVING				
	G/S	W/L	Att.	Yds.	Avg.	LG	TD	Rec.	Yds.	Avg.	LG	TD
11/27/16 vs. K.C.	1/1	L	24	79	3.3	13	0	1	22	22.0	22	0
12/25/16 at K.C.	1/0	L	5	27	5.4	12	0	6	44	7.3	21	0
10/30/17 at K.C.	1/0	L	6	40	6.7	26	1	3	14	4.7	11	0
REG. SEASON TOTALS	3/1	0-3	35	146	4.2	26	1	10	80	8.0	22	0

RUNNING BACK JAMAAL CHARLES — vs. KANSAS CITY

	RUSHING							RECEIVING				
	G/S	W/L	Att.	Yds.	Avg.	LG	TD	Rec.	Yds.	Avg.	LG	TD
10/30/17 at K.C.	1/0	L	8	39	4.9	18	0	1	5.0	5.0	5	0
REG. SEASON TOTALS	1/0	0-1	8	39	4.9	18	0	1	5.0	5.0	5	0

SAFETY JAMAL CARTER SR. — vs. KANSAS CITY

	G/S	W-L	UT	A	TT	S-Yds.	I-Yds.	PD	FF	FR	SpTK
10/30/17 at K.C.	1/0	L	0	0	0	0-0	0-0	0	0	0	0
REG. SEASON TOTALS	1/0	0-1	0	0	0	0-0	0-0	0	0	0	0

INSIDE LINEBACKER TODD DAVIS — vs. KANSAS CITY

	G/S	W-L	UT	A	TT	S-Yds.	I-Yds.	PD	FF	FR	SpTK
11/30/14 at K.C.	1/0	W	0	0	0	0-0	0-0	0	0	0	0
9/17/15 at K.C.	1/0	W	0	0	0	0-0	0-0	0	0	1	1
11/15/15 vs. K.C.	1/0	L	0	0	0	0-0	0-0	0	0	0	0
11/27/16 vs. K.C.	1/1	L	2	2	4	0-0	0-0	0	0	0	0
12/25/16 at K.C.	1/1	L	10	3	13	0-0	0-0	0	0	0	0
REG. SEASON TOTALS	5/2	2-3	12	5	17	0-0	0-0	0	0	1	1

PUNTER RILEY DIXON — vs. KANSAS CITY

	G/S	W-L	No.	Yds.	Avg.	Net	TB	IN 20	LG
11/27/16 vs. K.C.	1/0	L	6	271	45.2	40.5	0	3	59
12/25/16 at K.C.	1/0	L	7	326	46.6	40.7	1	2	61
10/30/17 at K.C.	1/0	L	4	162	40.5	40.5	0	1	48
REG. SEASON TOTALS	3/0	0-3	17	759	44.6	40.6	1	6	61

BRONCOS PLAYER CAREER STATS VS. KANSAS CITY

WIDE RECEIVER BENNIE FOWLER — vs. KANSAS CITY

	RECEIVING							RUSHING				
	G/S	W-L	Rec.	Yds.	Avg.	LG	TD	Att.	Yds.	Avg.	LG	TD
9/17/15 at K.C.	1/0	W	0	0	—	0	0	0	0	0.0	—	0
11/15/15 vs. K.C.	1/0	L	1	17	17.0	17	0	0	0	0.0	—	0
11/27/16 vs. K.C.	1/0	L	1	76	76.0	76	1	0	0	0.0	—	0
12/25/16 at K.C.	1/0	L	1	5	5.0	5	0	0	0	0.0	—	0
10/30/17 at K.C.	1/0	L	2	35	17.5	29	0	0	0	0.0	—	0
REG. SEASON TOTALS	5/0	1-4	5	133	26.6	29	1	0	0	0.0	—	0

ADDITIONAL STATISTICS: Made one special-teams tackle at K.C. (9/17/15). Made one special-teams tackle vs. K.C. (11/27/16).

INSIDE LINEBACKER JERROL GARCIA-WILLIAMS — vs. KANSAS CITY

	G/S	W-L	UT	A	TT	S-Yds.	I-Yds.	PD	FF	FR	SpTK
10/30/17 at K.C.	1/0	L	0	0	0	0-0	0-0	0	0	0	1
REG. SEASON TOTALS	1/0	0-1	0	0	0	0-0	0-0	0	0	0	1

DEFENSIVE END ADAM GOTSIS — vs. KANSAS CITY

	G/S	W-L	UT	A	TT	S-Yds.	I-Yds.	PD	FF	FR	SpTK
11/27/16 vs. K.C.	1/0	L	0	0	0	0-0	0-0	0	0	0	0
12/25/16 at K.C.	1/0	L	0	1	1	0-0	0-0	0	0	0	0
10/30/17 at K.C.	1/1	L	1	0	1	0-0	0-0	0	0	0	0
REG. SEASON TOTALS	3/1	0-3	1	1	2	0-0	0-0	0	0	0	0

TIGHT END VIRGIL GREEN — vs. KANSAS CITY

	RECEIVING							RUSHING				
	G/S	W-L	Rec.	Yds.	Avg.	LG	TD	Att.	Yds.	Avg.	LG	TD
11/13/11 at K.C.	1/0	W	0	0	0.0	—	0	0	0	0.0	—	0
1/1/12 vs. K.C.	1/1	L	0	0	0.0	—	0	0	0	0.0	—	0
11/25/12 at K.C.	1/0	W	0	0	0.0	—	0	0	0	0.0	—	0
12/30/12 vs. K.C.	1/0	W	2	19	9.5	11	0	0	0	0.0	—	0
11/17/13 vs. K.C.	1/0	W	0	0	0.0	—	0	0	0	0.0	—	0
12/1/13 at K.C.	1/1	W	1	2	2.0	2	0	0	0	0.0	—	0
9/14/14 vs. K.C.	1/1	W	0	0	0.0	—	0	0	0	0.0	—	0
11/30/14 at K.C.	1/1	W	1	10	10.0	10	0	0	0	0.0	—	0
9/17/15 at K.C.	1/1	W	2	12	6.0	11	1	0	0	0.0	—	0
11/15/15 vs. K.C.	1/1	L	1	8	8.0	8	0	0	0	0.0	—	0
11/27/16 vs. K.C.	1/1	L	0	0	0.0	—	0	0	0	0.0	—	0
10/30/17 at K.C.	1/1	L	1	16	16.0	16	0	0	0	0.0	—	0
REG. SEASON TOTALS	12/8	8-4	8	67	8.4	16	1	0	0	0.0	—	0

ADDITIONAL STATISTICS: Made one special-teams tackle at K.C. (11/25/12). Made one special-teams tackle vs. K.C. (12/30/12).

CORNERBACK CHRIS HARRIS JR. — vs. KANSAS CITY

	G/S	W-L	UT	A	TT	S-Yds.	I-Yds.	PD	FF	FR	SpTK
11/13/11 at K.C.	1/0	W	8	0	8	0-0	0-0	1	0	0	0
1/1/12 vs. K.C.	1/0	L	3	0	3	0-0	0-0	1	0	0	0
11/25/12 at K.C.	1/1	W	1	1	2	0-0	0-0	0	0	0	0
12/30/12 vs. K.C.	1/1	W	2	0	2	0-0	0-0	1	0	0	0
11/17/13 vs. K.C.	1/1	W	3	0	3	0-0	0-0	0	0	0	0
12/1/13 at K.C.	1/1	W	6	0	6	0-0	0-0	4	0	0	0
9/14/14 vs. K.C.	1/1	W	6	0	6	0-0	0-0	1	0	0	0
11/30/14 at K.C.	1/1	W	3	0	3	0-0	0-0	1	0	0	0
9/17/15 at K.C.	1/1	W	4	0	4	0-0	1-20	1	0	0	0
11/15/15 vs. K.C.	1/1	L	3	1	4	0-0	0-0	0	0	0	0
11/27/16 vs. K.C.	1/1	L	5	0	5	0-0	0-0	1	0	0	0
12/25/16 at K.C.	1/1	L	3	1	4	0-0	0-0	0	0	0	0
10/30/17 at K.C.	1/0	L	1	1	2	0-0	0-0	0	0	0	0
REG. SEASON TOTALS	13/11	8-5	48	4	52	0-0	1-20	11	0	0	0

BRONCOS PLAYER CAREER STATS VS. KANSAS CITY

DEFENSIVE END SHELBY HARRIS — vs. KANSAS CITY

	G/S	W-L	UT	A	TT	S-Yds.	I-Yds.	PD	FF	FR	SpTK
12/25/16 at K.C.*	1/0	L	0	1	1	0-0	0-0	0	0	0	0
1/3/16 at K.C.*	1/0	L	2	1	3	1-9	0-0	0	0	0	0
10/30/17 at K.C.	1/0	L	3	0	3	0-0	0-0	0	0	0	0
REG. SEASON TOTALS	3/0	0-3	5	2	7	1-9	0-0	0	0	0	0

* -w/Oakland

TIGHT END JEFF HEUERMAN — vs. KANSAS CITY

	G/S	W-L	RECEIVING					RUSHING				
			Rec.	Yds.	Avg.	LG	TD	Att.	Yds.	Avg.	LG	TD
12/25/16 at K.C.	1/1	L	3	32	10.7	16	0	0	0	0.0	—	0
10/30/17 at K.C.	1/1	L	1	11	11.0	11	0	0	0	0.0	—	0
REG. SEASON TOTALS	2/2	0-2	4	43	10.8	16	0	0	0	0.0	—	0

FULLBACK ANDY JANOVICH — vs. KANSAS CITY

	G/S	W/L	RUSHING					RECEIVING				
			Att.	Yds.	Avg.	LG	TD	Rec.	Yds.	Avg.	LG	TD
11/27/16 vs. K.C.	1/1	L	0	0	0.0	—	0	1	-1	-1.0	-1	0
10/30/17 at K.C.	1/0	L	0	0	0.0	—	0	0	0	0.0	0	0
REG. SEASON TOTALS	2/1	0-2	0	0	0.0	—	0	1	-1	-1.0	-1	0

DEFENSIVE END ZACH KERR — vs. KANSAS CITY

	G/S	W-L	UT	A	TT	S-Yds.	I-Yds.	PD	FF	FR	SpTK
10/30/16 vs. K.C.*	1/0	L	1	0	1	1-9	0-0	0	0	0	0
10/30/17 at K.C.	1/0	L	0	0	0	0-0	0-0	0	0	0	0
REG. SEASON TOTALS	2/0	0-2	1	0	1	1-9	0-0	0	0	0	0

* -w/Indianapolis

CORNERBACK BRENDAN LANGLEY — vs. KANSAS CITY

	G/S	W-L	UT	A	TT	S-Yds.	I-Yds.	PD	FF	FR	SpTK
10/30/17 at K.C.	1/0	L	0	0	0	0-0	0-0	0	0	0	0
REG. SEASON TOTALS	1/0	0-1	0	0	0	0-0	0-0	0	0	0	0

WIDE RECEIVER CODY LATIMER — vs. KANSAS CITY

	G/S	W-L	RECEIVING					KICK RETURNS				
			Rec.	Yds.	Avg.	LG	TD	Att.	Yds.	Avg.	LG	TD
11/30/14 at K.C.	1/0	W	0	0	0.0	—	0	1	14	14.0	14	0
9/17/15 at K.C.	1/0	W	0	0	—	—	0	0	—	—	—	—
11/15/15 vs. K.C.	1/0	L	3	30	10.0	15	0	0	—	—	—	—
12/25/16 at K.C.	1/0	L	0	0	0.0	0	0	0	—	—	—	—
10/30/17 at K.C.	1/0	L	2	15	7.5	11	0	0	—	—	—	—
REG. SEASON TOTALS	5/0	2-3	5	45	9.0	15	0	1	14	14.0	14	0

INSIDE LINEBACKER BRANDON MARSHALL — vs. KANSAS CITY

	G/S	W-L	UT	A	TT	S-Yds.	I-Yds.	PD	FF	FR	SpTK
9/14/14 vs. K.C.	1/1	W	6	2	8	1-5	0-0	1	1	0	0
11/30/14 at K.C.	1/1	W	5	1	6	1-12	0-0	0	0	0	0
9/17/15 at K.C.	1/1	W	4	1	5	0-0	0-0	0	1	0	0
11/15/15 vs. K.C.	1/1	L	5	3	8	0-0	0-0	0	0	0	0
11/27/16 vs. K.C.	1/1	L	4	2	6	0-0	0-0	1	0	0	0
10/30/17 at K.C.	1/1	L	7	1	8	0-0	0-0	0	0	0	0
REG. SEASON TOTALS	6/6	3-3	31	10	41	2-17	0-0	2	2	0	0

WIDE RECEIVER ISAAH MCKENZIE — vs. KANSAS CITY

	G/S	W-L	RECEIVING					PUNT RETURNS				
			Rec.	Yds.	Avg.	LG	TD	Att.	Yds.	Avg.	LG	TD
10/30/17 at K.C.	1/0	L	0	0	0.0	—	0	4	3	0.8	3	0
REG. SEASON TOTALS	1/0	0-1	0	0	0.0	—	0	4	3	0.8	3	0

BRONCOS PLAYER CAREER STATS VS. KANSAS CITY

KICKER BRANDON McMANUS — vs. KANSAS CITY

	G/S	W-L	1-19	20-29	30-39	40-49	50+	LG	Total	Pct.	XM-XA	Pct.	Pts.
9/14/14 vs. K.C.	1/0	W	0-0	1-1	0-0	0-0	0-0	20	1-1	1.000	3-3	1.000	6
9/17/15 at K.C.	1/0	W	0-0	0-0	0-0	0-0	1-1	54	1-1	1.000	4-4	1.000	7
11/15/15 vs. K.C.	1/0	L	0-0	0-0	0-0	0-0	0-0	—	0-0	—	1-1	1.000	1
11/27/16 vs. K.C.	1/0	L	0-0	0-0	1-1	1-1	0-1	44	2-3	.667	3-3	1.000	9
12/25/16 at K.C.	1/0	L	0-0	0-0	0-0	0-0	1-1	52	1-1	1.000	1-1	1.000	4
10/30/17 at K.C.	1/0	L	0-0	1-1	1-1	0-0	0-0	34	2-2	1.000	1-1	1.000	7
REG. SEASON TOTALS	6/0	2-4	0-0	2-2	2-2	1-1	1-1	54	7-8	.933	13-13	1.000	26

OUTSIDE LINEBACKER VON MILLER — vs. KANSAS CITY

	G/S	W-L	UT	A	TT	S-Yds.	I-Yds.	PD	FF	FR	SpTK
11/13/11 at K.C.	1/1	W	4	3	7	1.5-6.5	0-0	0	0	0	0
1/1/12 vs. K.C.	1/1	L	0	0	0	0-0	0-0	0	0	0	0
11/25/12 at K.C.	1/1	W	2	0	2	1-1	0-0	0	0	0	0
12/30/12 vs. K.C.	1/1	W	2	1	3	1-7	0-0	0	0	0	0
11/17/13 vs. K.C.	1/1	W	0	1	1	0-0	0-0	0	0	0	0
12/1/13 at K.C.	1/1	W	2	0	2	0-0	0-0	0	0	0	0
9/14/14 vs. K.C.	1/1	W	5	2	7	1-3	0-0	0	0	0	0
11/30/14 at K.C.	1/1	W	3	0	3	2-11	0-0	1	0	0	0
9/17/15 at K.C.	1/1	W	4	0	4	1-5	0-0	0	0	0	0
11/15/15 vs. K.C.	1/1	L	2	0	2	1-7	0-0	0	0	0	0
11/27/16 vs. K.C.	1/1	L	9	1	10	3-16	0-0	1	0	0	0
12/25/16 at K.C.	1/1	L	6	2	8	0-0	0-0	0	0	0	0
10/30/17 at K.C.	1/1	L	3	0	3	0-0	0-0	0	0	0	0
REG. SEASON TOTALS	13/13	8-5	42	10	52	11.5-56.5	0-0	2	0	0	0

QUARTERBACK BROCK OSWEILER — vs. KANSAS CITY

	G/S	W/L	PASSING							RUSHING						
			Att.	Cmp.	Pct.	Yds.	TD	INT	LG	S-Yds.	Rtg.	Att.	Yds.	Avg.	LG	TD
12/30/12 vs. K.C.	1/0	W	4	2	50.0	12	0	0	7	0-0	56.3	3	-6	-2.0	-2	0
11/11/15 vs. K.C.	1/0	L	24	14	58.3	146	1	1	17	3-20	72.6	3	18	6.0	8	0
9/18/16 vs. K.C.*	1/1	W	33	19	57.6	268	1	2	53	2-14	68.8	2	-3	-1.5	-1	0
REG. SEASON TOTALS	3/1	2-1	61	35	57.4	426	2	3	53	5-34	69.4	8	9	1.1	8	0

* -w/Houston

SAFETY WILL PARKS — vs. KANSAS CITY

	G/S	W-L	UT	A	TT	S-Yds.	I-Yds.	PD	FF	FR	SpTK
11/27/16 vs. K.C.	1/0	L	1	0	1	0-0	0-0	0	0	0	0
12/25/16 at K.C.	1/0	L	3	0	3	0-0	0-0	0	0	0	2
10/30/17 at K.C.	1/1	L	2	0	2	0-0	0-0	0	0	0	0
REG. SEASON TOTALS	3/1	0-3	6	0	6	0-0	0-0	0	0	0	2

NOSE TACKLE DOMATA PEKO SR. — vs. KANSAS CITY

	G/S	W-L	UT	A	TT	S-Yds.	I-Yds.	PD	FF	FR	SpTK
9/10/06 at K.C.*	1/0	W	2	0	2	0-0	0-0	0	0	0	0
10/14/07 at K.C.*	1/1	L	5	0	5	0-0	0-0	1	0	0	0
12/28/08 vs. K.C.*	1/1	W	1	1	2	0-0	0-0	1	0	0	0
11/18/12 at K.C.*	1/1	W	2	0	2	0-0	0-0	0	0	0	0
10/4/15 vs. K.C.*	1/1	W	2	0	2	2-11	0-0	0	0	0	0
10/30/17 at K.C.	1/1	L	1	1	2	0-0	0-0	0	0	1	0
REG. SEASON TOTALS	6/5	4-2	13	2	15	2-11	0-0	2	0	1	0

* -w/Cincinnati

BRONCOS PLAYER CAREER STATS VS. KANSAS CITY

CORNERBACK BRADLEY ROBY — vs. KANSAS CITY

	G/S	W-L	UT	A	TT	S-Yds.	I-Yds.	PD	FF	FR	SpTK
9/14/14 vs. K.C.	1/0	W	6	0	6	0-0	0-0	0	0	0	0
11/30/14 at K.C.	1/1	W	1	0	1	0-0	0-0	0	0	1	1
9/17/15 at K.C.	1/0	W	0	0	0	0-0	0-0	0	0	1	0
11/15/15 vs. K.C.	1/1	L	4	0	4	0-0	0-0	0	0	0	0
11/27/16 vs. K.C.	1/0	L	1	1	2	0-0	0-0	0	0	0	0
12/25/16 at K.C.	1/0	L	0	0	0	0-0	0-0	0	0	0	0
10/30/17 at K.C.	1/0	L	2	0	2	0-0	0-0	0	0	0	0
REG. SEASON TOTALS	7/2	3-4	14	1	15	0-0	0-0	0	0	2	1

WIDE RECEIVER EMMANUEL SANDERS — vs. KANSAS CITY

	G/S	W-L	RECEIVING					KICK RETURNS				
			Rec.	Yds.	Avg.	LG	TD	Att.	Yds.	Avg.	LG	TD
11/27/11 at K.C.*	1/0	W	2	25	12.5	13	0	4	77	19.3	25	0
11/12/12 vs. K.C.*	1/1	W	2	30	15.0	31	0	0	0	0.0	—	0
9/14/14 vs. K.C.	1/1	W	8	108	13.5	48	0	0	0	0.0	—	0
11/30/14 at K.C.	1/1	W	6	73	12.2	23	0	0	0	0.0	—	0
9/17/15 at K.C.	1/1	W	8	87	10.9	19t	2	1	0	0.0	—	0
11/15/15 vs. K.C.	1/1	L	0	0	0.0	0	0	0	0	0.0	—	0
11/27/16 vs. K.C.	1/1	L	7	162	23.1	64	1	0	0	0.0	—	0
12/25/16 at K.C.	1/1	L	1	26	26.0	26	0	0	0	0.0	—	0
REG. SEASON TOTALS	7/6	5-3	34	511	15.0	64	3	4	77	19.3	—	0

* - w/Pittsburgh

SAFETY DARIAN STEWART — vs. KANSAS CITY

	G/S	W-L	UT	A	TT	S-Yds.	I-Yds.	PD	FF	FR	SpTK
12/19/10 vs. K.C.*	1/0	L	1	0	1	0-0	0-0	1	0	0	1
9/17/15 at K.C.	1/1	W	4	0	4	0-0	0-0	0	0	1	0
11/15/15 vs. K.C.	1/1	L	5	1	6	0-0	0-0	0	0	0	0
11/27/16 vs. K.C.	1/1	L	2	0	2	0-0	0-0	0	0	0	0
12/25/16 at K.C.	1/1	L	4	0	4	0-0	0-0	0	0	0	0
10/30/17 at K.C.	1/1	L	2	0	2	0-0	1-0	2	0	0	0
REG. SEASON TOTALS	6/5	1-5	18	1	19	0-0	0-0	3	0	1	1

* - w/St. Louis

CORNERBACK AQIB TALIB — vs. KANSAS CITY

	G/S	W-L	UT	A	TT	S-Yds.	I-Yds.	PD	FF	FR	SpTK
11/02/08 at K.C.*	1/1	W	0	0	0	0-0	0-0	1	0	0	0
9/14/14 vs. K.C.	1/1	W	2	0	2	0-0	0-0	0	0	0	0
9/17/15 at K.C.	1/1	W	2	0	2	0-0	1-9	2	0	0	0
11/27/16 vs. K.C.	1/1	L	3	2	5	0-0	0-0	0	0	0	0
12/25/16 at K.C.	1/1	L	2	2	4	0-0	0-0	0	0	0	0
10/30/17 at K.C.	1/1	L	1	2	3	0-0	0-0	0	0	0	0
REG. SEASON TOTALS	6/6	3-3	10	6	16	0-0	1-9	3	0	0	0

* - w/Tampa Bay

WIDE RECEIVER JORDAN TAYLOR — vs. KANSAS CITY

	G/S	W-L	RECEIVING					RUSHING				
			Rec.	Yds.	Avg.	LG	TD	Att.	Yds.	Avg.	LG	TD
11/27/16 vs. K.C.	1/0	L	1	6	6.0	6t	1	0	0	0.0	—	0
12/25/16 at K.C.	1/0	L	1	26	26.0	26	0	0	0	0.0	—	0
10/30/17 at K.C.	1/1	L	1	8	8.0	8	0	0	0	0.0	—	0
REG. SEASON TOTALS	3/1	0-3	3	40	13.3	26	1	0	0	0.0	—	0

BRONCOS PLAYER CAREER STATS VS. KANSAS CITY

WIDE RECEIVER DEMARYIUS THOMAS — vs. KANSAS CITY

	G/S	W-L	RECEIVING					RUSHING				
			Rec.	Yds.	Avg.	LG	TD	Att.	Yds.	Avg.	LG	TD
11/14/10 vs. K.C.	1/0	W	3	51	17.0	22	0	0	0	0.0	—	0
11/13/11 at K.C.	1/0	W	0	0	0.0	—	0	0	0	0.0	—	0
1/1/12 vs. K.C.	1/0	L	3	34	11.3	17	0	0	0	0.0	—	0
11/25/12 at K.C.	1/1	W	4	82	20.5	30	1	0	0	0.0	—	0
12/30/12 vs. K.C.	1/1	W	7	122	17.6	36	1	0	0	0.0	—	0
11/17/13 vs. K.C.	1/1	W	5	121	24.2	70	0	0	0	0.0	—	0
12/1/13 at K.C.	1/1	W	3	106	35.3	77	0	0	0	0.0	—	0
9/14/14 vs. K.C.	1/1	W	5	62	12.4	21	1	0	0	0.0	—	0
11/30/14 at K.C.	1/1	W	6	63	10.5	23t	1	0	0	0.0	—	0
9/17/15 at K.C.	1/1	W	8	116	14.5	22	0	0	0	0.0	—	0
11/15/15 vs. K.C.	1/1	L	7	71	10.1	17	0	0	0	0.0	—	0
11/27/16 vs. K.C.	1/1	L	5	60	12.0	24	0	0	0	0.0	—	0
12/25/16 at K.C.	1/1	L	3	20	6.7	9	0	0	0	0.0	—	0
10/30/17 at K.C.	1/1	L	5	66	13.2	22	0	0	0	0.0	—	0
REG. SEASON TOTALS	14/11	9-5	64	974	15.2	77	4	0	0	0.0	—	0

2017 DENVER BRONCOS NUMERICAL ROSTER

As of Dec. 26, 2017

Name	Pos.	Ht.	Wt.	Age	Exp.	College	Hometown	How Acq.	2017 PARTICIPATION			
									GP	GS	DNP	INA
8 Brandon McManus	K	6-3	201	26	4	Temple	Lansdale, Pa.	T-'14	15	0	0	0
9 Riley Dixon	P	6-4	221	24	2	Syracuse	Blossvale, N.Y.	D7-'16	15	0	0	0
10 Emmanuel Sanders	WR	5-11	180	30	8	Southern Methodist	Bellville, Texas	UFA-'14	12	11	0	3
12 Paxton Lynch	QB	6-7	244	23	2	Memphis	San Antonio	D1-'16	1	1	1	13
14 Cody Latimer	WR	6-2	215	25	4	Indiana	Dayton, Ohio	D2-'14	11	1	0	4
16 Bennie Fowler III	WR	6-1	212	26	3	Michigan State	Bloomfield, Mich.	CFA-'14	15	3	0	0
17 Brock Osweiler	QB	6-7	240	27	6	Arizona State	Kalispell, Mont.	FA-'17	6	4	8	1
20 Jamal Carter	S	6-1	215	23	R	Miami	Naranja, Fla.	CFA-'17	15	0	0	0
21 Aqib Talib	CB	6-1	205	31	10	Kansas	Richardson, Texas	UFA-'14	14	14	0	0
22 C.J. Anderson	RB	5-8	224	26	5	California	Vallejo, Calif.	CFA-'13	15	15	0	0
23 Devontae Booker	RB	5-11	219	25	2	Utah	Sacramento, Calif.	D4-'16	12	0	0	3
25 Chris Harris Jr.	CB	5-10	199	28	7	Kansas	Bixby, Okla.	CFA-'11	15	15	0	0
26 Darian Stewart	S	5-11	214	29	8	South Carolina	Huntsville, Ala.	UFA-'15	15	14	0	0
27 Brendan Langley	CB	6-0	199	23	R	Lamar	Marietta, Ga.	D3b-'17	10	0	0	5
28 Jamaal Charles	RB	5-11	199	30	10	Texas	Port Arthur, Texas	FA-'17	14	0	0	1
29 Bradley Roby	CB	5-11	194	25	4	Ohio State	Suwanee, Ga.	D1-'14	15	3	0	0
32 Andy Janovich	FB	6-1	238	24	2	Nebraska	Gretna, Neb.	D6a-'16	15	4	0	0
33 De'Angelo Henderson	RB	5-7	208	25	R	Coastal Carolina	Summerville, S.C.	D6-'17	4	0	0	11
34 Will Parks	S	6-1	194	23	2	Arizona	Philadelphia	D6b-'16	15	3	0	0
35 Dymonte Thomas	S	6-2	199	24	R	Michigan	Alliance, Ohio	CFA-'17	2	0	0	0
38 Marcus Rios	CB	5-11	185	23	R	UCLA	Elk Grove, Calif.	CFA-'17	4	0	0	0
39 Michael Hunter	CB	6-0	192	24	2	Oklahoma State	Monroe, La.	FA-'17	4	0	0	4
41 Jerrol Garcia-Williams	ILB	6-2	235	24	R	Hawaii	Las Vegas	CFA-'17	10	0	0	0
42 Casey Kreiter	LS	6-1	250	27	2	Iowa	DeWitt, Iowa	FA-'16	15	0	0	0
43 Joseph Jones	ILB	6-0	231	23	R	Northwestern	Plano, Ill.	FA-'17	6	0	0	1
48 Shaquill Barrett	OLB	6-2	250	25	4	Colorado State	Baltimore, Md.	CFA-'14	15	9	0	0
50 Zaire Anderson	ILB	5-11	220	25	2	Nebraska	Philadelphia	CFA-'15	15	2	0	0
51 Todd Davis	ILB	6-1	230	25	4	Sacramento State	Lancaster, Calif.	W-'14	13	13	0	2
53 Deiontrez Mount	OLB	6-5	253	24	3	Louisville	Fort Walton Beach, Fla.	FA-'17	6	0	0	0
54 Brandon Marshall	ILB	6-1	250	28	6	Nevada	Las Vegas	FA-'13	15	15	0	0
57 DeMarcus Walker	DE	6-4	280	23	R	Florida State	Jacksonville, Fla.	D2-'17	9	0	0	6
58 Von Miller	OLB	6-3	250	28	7	Texas A&M	DeSoto, Texas	D1-'11	15	15	0	0
60 Connor McGovern	G/C	6-4	306	24	2	Missouri	Fargo, N.D.	D5-'16	14	4	1	0
61 Matt Paradis	C	6-3	300	28	3	Boise State	Council, Idaho	D6-'14	15	15	0	0
64 J.J. Dielman	G	6-5	309	24	R	Utah	Ahwatukee, Ariz.	FA-'17	0	0	0	2
68 Elijah Wilkinson	T	6-6	329	22	R	Massachusetts	Dowington, Pa.	CFA-'17	8	0	1	1
71 Donald Stephenson	T	6-6	312	29	6	Oklahoma	Kansas City, Mo.	UFA-'16	7	4	3	5
72 Garrett Bolles	T	6-5	297	25	R	Utah	Walnut Creek, Calif.	D1-'17	15	15	0	0
73 Allen Barbre	G	6-4	310	33	10	Missouri Southern	Neosho, Mo.	T-'17	15	4	0	0
76 Max Garcia	G	6-4	309	26	3	Florida	Norcross, Ga.	D4-'15	15	15	0	0
79 Cyrus Kouandjio	T	6-7	325	24	4	Alabama	Cameroon	FA-'17	2	0	0	5
82 Jeff Heuerman	TE	6-5	255	25	3	Ohio State	Naples, Fla.	D3-'15	13	5	0	2
83 Matt LaCosse	TE	6-6	255	25	3	Illinois	Naperville, Ill.	FA-'17	4	1	0	7
84 Isaiah Mckenzie	WR	5-8	173	22	R	Georgia	Miami	D5b-'17	10	0	0	5
85 Virgil Green	TE	6-5	255	29	7	Nevada	Tulare, Calif.	D7a-'11	15	15	0	0
86 Austin Traylor	TE	6-3	255	24	1	Wisconsin	Columbus, Ohio	FA-'16	6	3	0	0
87 Jordan Taylor	WR	6-5	210	25	2	Rice	Denison, Texas	CFA-'15	9	2	0	6
88 Demaryius Thomas	WR	6-3	229	30	8	Georgia Tech	Montrose, Ga.	D1a-'10	15	15	0	0
90 Kyle Peko	NT	6-1	305	24	2	Oregon State	La Habra, Calif.	CFA-'16	5	0	0	4
92 Zach Kerr	DE	6-2	334	27	4	Delaware	Virginia Beach, Va.	UFA-'17	11	1	0	4
94 Domata Peko Sr.	NT	6-3	325	33	12	Michigan State	Pago Pago, Amer. Samoa	UFA-'17	13	13	0	2
96 Shelby Harris	DE	6-2	290	26	3	Illinois State	Milwaukee, Wisc.	FA-'17	15	5	0	0
99 Adam Gotsis	DE	6-4	287	25	2	Georgia Tech	Melbourne, Australia	D2-'16	15	13	0	0
PRACTICE SQUAD												
15 River Cracraft	WR	6-0	198	23	R	Washington State	Santa Margarita, Calif.	FA-'17	0	0	0	0
30 Jordan Moore	S	6-3	225	24	R	Texas-San Antonio	Atlanta	FA-'17	0	0	0	0
49 Marcus Rush	LB	6-3	251	26	3	Michigan State	Cincinnati, Ohio	FA-'17	0	0	0	0
59 Stansly Maponga	OLB	6-2	257	26	4	Texas Christian	Carrollton, Texas	FA-'17	0	0	0	0
69 Jhaustin Thomas	DE	6-5	282	24	R	Iowa State	Atlanta	FA-'17	0	0	0	0
74 Jeremiah Poutasi	T	6-5	330	23	3	Utah	San Mateo, Calif.	FA-'17	0	0	0	0
81 Tim Patrick	WR	6-4	212	24	R	Utah	San Diego	FA-'17	0	0	0	0
89 Brian Parker	TE	6-4	265	25	3	Albany	Henrietta, N.Y.	FA-'17	0	0	0	0
91 Paul Boyette	DT	6-1	310	24	R	Texas	Humble, Texas	FA-'17	0	0	0	0
RESERVE/INJURED												
6 Chad Kelly	QB	6-2	224	23	R	Mississippi	Buffalo, N.Y.	D7-'17	0	0	0	0
11 Carlos Henderson	WR	5-11	199	23	R	Louisiana Tech	New Orleans	D3a-'17	0	0	0	0
13 Trevor Siemian	QB	6-3	220	25	3	Northwestern	Windermere, Fla.	D7a-'15	11	10	2	1
31 Justin Simmons	S	6-2	202	24	2	Boston College	Manassas, Va.	D3-'16	13	13	0	0
52 Corey Nelson	ILB	6-1	226	25	4	Oklahoma	Dallas	D7-'14	5	0	0	0
56 Shane Ray	OLB	6-3	245	24	3	Missouri	Shawnee Mission, Kan.	D1-'15	8	7	0	0
65 Ron Leary	G	6-3	320	28	6	Memphis	Baton Rouge, La.	UFA-'17	11	11	0	2
75 Melik Watson	T	6-5	315	29	5	Florida State	Manchester, England	UFA-'17	7	7	0	1
77 Billy Turner	G	6-5	310	26	4	North Dakota State	Shoreview, Minn.	W-'16	1	0	0	4
80 Jake Butt	TE	6-6	250	22	R	Michigan	Pickerington, Ohio	D5a-'16	0	0	0	0
93 Jared Crick	DE	6-4	285	28	6	Nebraska	Cozad, Neb.	UFA-'16	0	0	0	1
95 Derek Wolfe	DE	6-5	285	27	6	Cincinnati	Lisbon, Ohio	D2a-'12	11	11	0	1
97 Billy Winn	DE	6-4	300	28	5	Boise State	Las Vegas	FA-'16	0	0	0	0

COACHING STAFF

Vance Joseph - Head Coach; **Bill Musgrave** - Offensive Coordinator; **Brock Olivo** - Special Teams Coordinator; **Joe Woods** - Defensive Coordinator; **Eric Studesville** - Assistant Head Coach/Running Backs; **Chris Beake** - Defensive Assistant/Defensive Line; **Geep Chryst** - Tight Ends; **Jeff Davidson** - Offensive Line; **Mike Eubanks** - Assistant Strength and Conditioning; **Chris Gould** - Assistant Special Teams; **Reggie Herring** - Linebackers; **Bill Kollar** - Defensive Line; **Klint Kubiak** - Quarterbacks; **Anthony Lomando** - Assistant Strength and Conditioning; **Johnnie Lynn** - Assistant Defensive Backs; **Fred Pagac** - Outside Linebackers; **Phil Rauscher** - Assistant to Head Coach; **Luke Richesson** - Strength and Conditioning; **Marcus Robertson** - Defensive Backs; **Cedric Smith** - Assistant Strength and Conditioning; **Chris Strausser** - Assistant Offensive Line; **Tyke Tolbert** - Wide Receivers

2017 DENVER BRONCOS ALPHABETICAL ROSTER

As of Dec. 26, 2017

No.	Name	Pos.	Ht.	Wt.	Age	Exp.	College	Hometown	How Acq.	2017 PARTICIPATION			
										GP	GS	DNP	INA
22	Anderson, C.J.	RB	5-8	224	26	5	California	Vallejo, Calif.	CFA-'13	15	15	0	0
50	Anderson, Zaire	ILB	5-11	220	25	2	Nebraska	Philadelphia	CFA-'15	15	2	0	0
73	Barbre, Allen	G	6-4	310	33	10	Missouri Southern	Neosho, Mo.	T-'17	15	4	0	0
48	Barrett, Shaquil	OLB	6-2	250	25	4	Colorado State	Baltimore, Md.	CFA-'14	15	8	0	0
72	Bolles, Garrett	T	6-5	297	25	R	Utah	Walnut Creek, Calif.	D1-'17	15	15	0	0
23	Booker, Devontae	RB	5-11	219	25	2	Utah	Sacramento, Calif.	D4-'16	12	0	0	3
20	Carter, Jamal	S	6-1	215	23	R	Miami	Naranja, Fla.	CFA-'17	15	0	0	0
28	Charles, Jamaal	RB	5-11	199	30	10	Texas	Port Arthur, Texas	FA-'17	14	0	0	1
51	Davis, Todd	ILB	6-1	230	25	4	Sacramento State	Lancaster, Calif.	W-'14	13	13	0	2
64	Dielman, J.J.	G	6-5	309	24	R	Utah	Ahwatukee, Ariz.	FA-'17	0	0	0	2
9	Dixon, Riley	P	6-4	221	24	2	Syracuse	Blossvale, N.Y.	D7-'16	15	0	0	0
16	Fowler III, Bennie	WR	6-1	212	26	3	Michigan State	Bloomfield, Mich.	CFA-'14	15	3	0	0
76	Garcia, Max	G	6-4	309	26	3	Florida	Norcross, Ga.	D4-'15	15	15	0	0
41	Garcia-Williams, Jerrol	ILB	6-2	235	24	R	Hawaii	Las Vegas	CFA-'17	10	0	0	0
99	Gotsis, Adam	DE	6-4	287	25	2	Georgia Tech	Melbourne, Australia	D2-'16	15	13	0	0
85	Green, Virgil	TE	6-5	255	29	7	Nevada	Tulare, Calif.	D7a-'11	15	15	0	0
25	Harris Jr., Chris	CB	5-10	199	28	7	Kansas	Bixby, Okla.	CFA-'11	15	15	0	0
96	Harris, Shelby	DE	6-2	290	26	3	Illinois State	Milwaukee, Wisc.	FA-'17	15	5	0	0
33	Henderson, De'Angelo	RB	5-7	208	25	R	Coastal Carolina	Summerville, S.C.	D6-'17	4	0	0	11
82	Heuerman, Jeff	TE	6-5	255	25	3	Ohio State	Naples, Fla.	D3-'15	13	5	0	2
39	Hunter, Michael	CB	6-0	192	24	2	Oklahoma State	Monroe, La.	FA-'17	4	0	0	4
32	Janovich, Andy	FB	6-1	238	24	2	Nebraska	Gretna, Neb.	D6a-'16	15	4	0	0
43	Jones, Joseph	ILB	6-0	231	23	R	Northwestern	Plano, Ill.	FA-'17	6	0	0	1
92	Kerr, Zach	DE	6-2	334	27	4	Delaware	Virginia Beach, Va.	UFA-'17	11	1	0	4
79	Kouandjio, Cyrus	T	6-7	325	24	4	Alabama	Cameroon	FA-'17	2	0	0	5
42	Kreiter, Casey	LS	6-1	250	27	2	Iowa	DeWitt, Iowa	FA-'16	15	0	0	0
83	LaCosse, Matt	TE	6-6	255	25	3	Illinois	Naperville, Ill.	FA-'17	4	1	0	7
27	Langley, Brendan	CB	6-0	199	23	R	Lamar	Marietta, Ga.	D3b-'17	10	0	0	5
14	Latimer, Cody	WR	6-2	215	25	4	Indiana	Dayton, Ohio	D2-'14	11	1	0	4
12	Lynch, Paxton	QB	6-7	244	23	2	Memphis	San Antonio	D1-'16	1	1	1	13
54	Marshall, Brandon	ILB	6-1	250	28	6	Nevada	Las Vegas	FA-'13	15	15	0	0
60	McGovern, Connor	G/C	6-4	306	24	2	Missouri	Fargo, N.D.	D5-'16	14	4	1	0
84	McKenzie, Isaiah	WR	5-8	173	22	R	Georgia	Miami	D5b-'17	10	0	0	5
8	McManus, Brandon	K	6-3	201	26	4	Temple	Lansdale, Pa.	T-'14	15	0	0	0
58	Miller, Von	OLB	6-3	250	28	7	Texas A&M	DeSoto, Texas	D1-'11	15	15	0	0
53	Mount, Deiontrez	OLB	6-5	253	24	3	Louisville	Fort Walton Beach, Fla.	FA-'17	6	0	0	0
17	Osweller, Brock	QB	6-7	240	27	6	Arizona State	Kalispell, Mont.	FA-'17	6	4	8	1
61	Paradis, Matt	C	6-3	300	28	3	Boise State	Council, Idaho	D6-'14	15	15	0	0
34	Parks, Will	S	6-1	194	23	2	Arizona	Philadelphia	D6b-'16	15	3	0	0
94	Peko Sr., Domata	NT	6-3	325	33	12	Michigan State	Pago Pago, Amer. Samoa	UFA-'17	13	13	0	2
90	Peko, Kyle	NT	6-1	305	24	2	Oregon State	La Habra, Calif.	CFA-'16	5	0	0	4
38	Rios, Marcus	CB	5-11	185	23	R	UCLA	Elk Grove, Calif.	CFA-'17	4	0	0	0
29	Roby, Bradley	CB	5-11	194	25	4	Ohio State	Suwanee, Ga.	D1-'14	15	4	0	0
10	Sanders, Emmanuel	WR	5-11	180	30	8	Southern Methodist	Bellville, Texas	UFA-'14	12	11	0	3
71	Stephenson, Donald	T	6-6	312	29	6	Oklahoma	Kansas City, Mo.	UFA-'16	7	4	3	5
26	Stewart, Darian	S	5-11	214	29	8	South Carolina	Huntsville, Ala.	UFA-'15	15	14	0	0
21	Talib, Aqib	CB	6-1	205	31	10	Kansas	Richardson, Texas	UFA-'14	14	14	0	0
87	Taylor, Jordan	WR	6-5	210	25	2	Rice	Denison, Texas	CFA-'15	9	2	0	6
88	Thomas, Demaryius	WR	6-3	229	30	8	Georgia Tech	Montrose, Ga.	D1a-'10	15	15	0	0
35	Thomas, Dymonte	S	6-2	199	24	R	Michigan	Alliance, Ohio	CFA-'17	2	0	0	0
86	Traylor, Austin	TE	6-3	255	24	1	Wisconsin	Columbus, Ohio	FA-'16	6	3	0	0
57	Walker, DeMarcus	DE	6-4	280	23	R	Florida State	Jacksonville, Fla.	D2-'17	9	0	0	6
68	Wilkinson, Elijah	T	6-6	329	22	R	Massachusetts	Dowingtown, Pa.	CFA-'17	8	0	1	1
PRACTICE SQUAD													
91	Boyette, Paul	DT	6-1	310	24	R	Texas	Humble, Texas	FA-'17	0	0	0	0
15	Cracraft, River	WR	6-0	198	23	R	Washington State	Santa Margarita, Calif.	FA-'17	0	0	0	0
59	Maponga, Stansly	OLB	6-2	257	26	4	Texas Christian	Carrollton, Texas	FA-'17	0	0	0	0
30	Moore, Jordan	S	6-3	225	24	R	Texas-San Antonio	Atlanta	FA-'17	0	0	0	0
89	Parker, Brian	TE	6-4	265	25	3	Albany	Henrietta, N.Y.	FA-'17	0	0	0	0
81	Patrick, Tim	WR	6-4	212	24	R	Utah	San Diego	FA-'17	0	0	0	0
74	Poutasi, Jeremiah	T	6-5	330	23	3	Utah	San Mateo, Calif.	FA-'17	0	0	0	0
49	Rush, Marcus	LB	6-3	251	26	3	Michigan State	Cincinnati, Ohio	FA-'17	0	0	0	0
69	Thomas, Jhaustin	DE	6-5	282	24	R	Iowa State	Atlanta	FA-'17	0	0	0	0
RESERVE/INJURED													
80	Butt, Jake	TE	6-6	250	22	R	Michigan	Pickerington, Ohio	D5a-'17	0	0	0	0
93	Crick, Jared	DE	6-4	285	28	6	Nebraska	Cozad, Neb.	UFA-'16	0	0	0	1
11	Henderson, Carlos	WR	5-11	199	23	R	Louisiana Tech	New Orleans	D3a-'17	0	0	0	0
6	Kelly, Chad	QB	6-2	224	23	R	Mississippi	Buffalo, N.Y.	D7-'17	0	0	0	0
65	Leary, Ron	G	6-3	320	28	6	Memphis	Baton Rouge, La.	UFA-'17	11	11	0	2
52	Nelson, Corey	ILB	6-1	226	25	4	Oklahoma	Dallas	D7-'14	5	0	0	0
56	Ray, Shane	OLB	6-3	245	24	3	Missouri	Shawnee Mission, Kan.	D1-'15	8	7	0	0
31	Simmons, Justin	S	6-2	202	24	2	Boston College	Manassas, Va.	D3-'16	13	13	0	0
77	Turner, Billy	G	6-5	310	26	4	North Dakota State	Shoreview, Minn.	W-'16	1	0	0	4
75	Watson, Menelik	T	6-5	315	29	5	Florida State	Manchester, England	UFA-'17	7	7	0	1
97	Winn, Billy	DE	6-4	300	28	5	Boise State	Las Vegas	FA-'16	0	0	0	0
95	Wolfe, Derek	DE	6-5	285	27	6	Cincinnati	Lisbon, Ohio	D2a-'12	11	11	0	1

COACHING STAFF

Vance Joseph - Head Coach; **Bill Musgrave** - Offensive Coordinator; **Brock Olivo** - Special Teams Coordinator; **Joe Woods** - Defensive Coordinator; **Eric Stutesville** - Assistant Head Coach/Running Backs; **Chris Beake** - Defensive Assistant/Defensive Line; **Geep Chryst** - Tight Ends; **Jeff Davidson** - Offensive Line; **Mike Eubanks** - Assistant Strength and Conditioning; **Chris Gould** - Assistant Special Teams; **Reggie Herring** - Linebackers; **Bill Kollar** - Defensive Line; **Klint Kubiak** - Quarterbacks; **Anthony Lomando** - Assistant Strength and Conditioning; **Johnnie Lynn** - Assistant Defensive Backs; **Fred Pagac** - Outside Linebackers; **Phil Rauscher** - Assistant to Head Coach; **Luke Richesson** - Strength and Conditioning; **Marcus Robertson** - Defensive Backs; **Cedric Smith** - Assistant Strength and Conditioning; **Chris Strausser** - Assistant Offensive Line; **Tyke Tolbert** - Wide Receivers

2017 DENVER BRONCOS POSITION-BY-POSITION ROSTER

As of Dec. 26, 2017

OFFENSE

QUARTERBACKS (2)

No.	Name	Pos.	Ht.	Wt.	Age	Exp.	College
12	Lynch, Paxton	QB	6-7	245	23	2	Memphis
17	Osweiler, Brock	QB	6-7	240	27	6	Arizona State

RUNNING BACKS (5)

No.	Name	Pos.	Ht.	Wt.	Age	Exp.	College
22	Anderson, C.J.	RB	5-8	224	26	5	California
23	Booker, Devontae	RB	5-11	212	25	2	Utah
28	Charles, Jamaal	RB	5-11	199	30	10	Texas
33	Henderson, De'Angelo	RB	5-7	208	25	R	Coastal Carolina
32	Janovich, Andy	FB	6-1	238	24	2	Nebraska

WIDE RECEIVERS (6)

No.	Name	Pos.	Ht.	Wt.	Age	Exp.	College
16	Fowler III, Bennie	WR	6-1	212	26	3	Michigan State
14	Latimer, Cody	WR	6-2	215	25	4	Indiana
84	McKenzie, Isaiah	WR	5-8	173	22	R	Georgia
10	Sanders, Emmanuel	WR	5-11	180	30	8	Southern Methodist
87	Taylor, Jordan	WR	6-5	210	25	2	Rice
88	Thomas, Demaryius	WR	6-3	229	30	8	Georgia Tech

TIGHT ENDS (4)

No.	Name	Pos.	Ht.	Wt.	Age	Exp.	College
85	Green, Virgil	TE	6-5	255	29	7	Nevada
82	Heurman, Jeff	TE	6-5	255	25	3	Ohio State
83	LaCosse, Matt	TE	6-6	255	25	3	Illinois
86	Traylor, Austin	TE	6-3	255	24	1	Wisconsin

OFFENSIVE LINEMEN (9)

No.	Name	Pos.	Ht.	Wt.	Age	Exp.	College
73	Barbre, Allen	G	6-4	310	33	10	Missouri Southern
72	Bolles, Garrett	T	6-5	297	25	R	Utah
64	Dielman, J.J.	G	6-5	309	24	R	Utah
76	Garcia, Max	G	6-4	309	25	3	Florida
79	Kouandjio, Cyrus	T	6-7	325	24	4	Alabama
60	McGovern, Connor	G/C	6-4	306	24	2	Missouri
61	Paradis, Matt	C	6-3	300	29	3	Boise State
71	Stephenson, Donald	T	6-6	312	27	6	Oklahoma
68	Wilkinson, Elijah	T	6-6	329	22	R	Massachusetts

DEFENSE

DEFENSIVE LINE (5)

No.	Name	Pos.	Ht.	Wt.	Age	Exp.	College
99	Gotsis, Adam	DE	6-5	282	25	2	Georgia Tech
97	Harris, Shelby	DE	6-2	290	26	3	Illinois State
92	Kerr, Zach	DE	6-2	334	27	4	Delaware
90	Peko, Kyle	NT	6-1	305	24	2	Oregon State
94	Peko Sr., Domata	NT	6-3	325	33	12	Michigan State

LINEBACKERS (9)

No.	Name	Pos.	Ht.	Wt.	Age	Exp.	College
50	Anderson, Zaire	ILB	5-11	220	25	2	Nebraska
48	Barrett, Shaquil	OLB	6-2	250	25	4	Colorado State
51	Davis, Todd	ILB	6-1	230	25	4	Sacramento State
41	Garcia-Williams, Jerrol	ILB	6-2	235	24	R	Hawaii
43	Jones, Joseph	ILB	6-0	231	23	R	Northwestern
53	Mount, Deiontrez	OLB	6-5	253	24	3	Louisville
54	Marshall, Brandon	ILB	6-1	250	28	6	Nevada
58	Miller, Von	OLB	6-4	250	28	7	Texas A&M
57	Walker, DeMarcus	OLB	6-4	280	23	R	Florida State

DEFENSIVE BACKS (10)

No.	Name	Pos.	Ht.	Wt.	Age	Exp.	College
20	Carter, Jamal	S	6-1	215	23	R	Miami
25	Harris Jr., Chris	CB	5-10	199	28	7	Kansas
39	Hunter, Michael	CB	6-0	192	24	2	Oklahoma State
27	Langley, Brendan	CB	6-0	199	23	R	Lamar
34	Parks, Will	S	6-1	194	23	2	Arizona
38	Rios, Marcus	CB	5-11	185	23	R	UCLA
29	Roby, Bradley	CB	5-11	194	25	4	Ohio State
26	Stewart, Darian	S	5-11	214	29	8	South Carolina
21	Talib, Aqib	CB	6-1	205	31	10	Kansas
35	Thomas, Dymonte	S	6-2	199	24	R	Michigan

SPECIALISTS (3)

No.	Name	Pos.	Ht.	Wt.	Age	Exp.	College
9	Dixon, Riley	P	6-5	207	24	2	Syracuse
42	Kreiter, Casey	LS	6-1	250	27	2	Iowa
8	McManus, Brandon	K	6-3	201	26	4	Temple

POSITION-BY-POSITION BREAKDOWN

Position	No.	Position	No.
Quarterbacks	2	Defensive Linemen	5
Running Backs	4	Defensive Ends	3
Wide Receivers	6	Nose Tackles	2
Tight Ends/Fullbacks	5	Linebackers	9
Offensive Linemen	9	Inside Linebackers	5
Centers	1.5	Outside Linebackers	4
Guards	3.5	Defensive Backs	10
Tackles	4	Cornerbacks	6
		Safeties	4

2017 DENVER BRONCOS DEPTH CHART

As of Dec. 26, 2017

OFFENSE

WR	88	Demaryius Thomas	16	Bennie Fowler III	87	Jordan Taylor
LT	<u>72</u>	<u>Garett Bolles</u>	71	Donald Stephenson		
LG	76	Max Garcia -or-	73	Allen Barbre	<u>64</u>	<u>J.J. Dielman</u>
C	61	Matt Paradis	60	Connor McGovern		
RG	60	Connor McGovern	73	Allen Barbre		
RT	71	Dondald Stephenosn -or-	73	Allen Barbre	<u>68</u>	<u>Elijah Wilkinson</u>
					79	Cyrus Kouandjio
TE	85	Virgil Green	82	Jeff Heurman	86	Austin Traylor
					83	Matt LaCosse
WR	10	Emmanuel Sanders	14	Cody Latimer	<u>84</u>	<u>Isaiah McKenzie</u>
RB	22	C.J. Anderson	28	Jamaal Charles	23	Devontae Booker
					<u>33</u>	<u>De'Angelo Henderson</u>
QB	12	Paxton Lynch	17	Brock Osweiler		
FB	32	Andy Janovich				

DEFENSE

DE	96	Shelby Harris	92	Zach Kerr		
NT	94	Domata Peko Sr.	90	Kyle Peko		
DE	99	Adam Gotsis	92	Zach Kerr		
SLB	48	Shaquil Barrett	53	Deiontrez Mount		
WLB	58	Von Miller	<u>57</u>	<u>DeMarcus Walker</u>		
ILB	51	Todd Davis	50	Zaire Anderson	<u>43</u>	<u>Joseph Jones</u>
ILB	54	Brandon Marshall	<u>41</u>	<u>Jerrol Garcia-Williams</u>		
LCB	21	Aqib Talib	29	Bradley Roby	<u>38</u>	<u>Marcus Rios</u>
RCB	25	Chris Harris Jr.	<u>27</u>	<u>Brendan Langley</u>	39	Michael Hunter
SS	34	Will Parks	<u>20</u>	<u>Jamal Carter</u>		
FS	26	Darian Stewart	<u>35</u>	<u>Dymonte Thomas</u>		

SPECIAL TEAMS

PK	8	Brandon McManus				
KO	8	Brandon McManus				
P	9	Riley Dixon				
H	9	Riley Dixon				
LS	42	Casey Kreiter				
KR	23	Devontae Booker	14	Cody Latimer	<u>27</u>	<u>Brendan Langley</u>
PR	87	Jordan Taylor	<u>84</u>	<u>Isaiah McKenzie</u>	10	Emmanuel Sanders

Rookies Underlined; [Denotes Injured]

PRONUNCIATION GUIDE

Zaire Anderson (zye-AIR)

Allen Barbre (Barber)

Garett Bolles (BOWLS)

J.J. Dielman (DEAL-man)

Jerrol Garcia-Williams (Jeh-Role)

Adam Gotsis (Got-sis)

Deiontrez Mount (Dee-on-trez)

Matt Paradis (PARE-uh-diss)

Domata Peko Sr. (Doh-MUH-tah Peck-OH)

Trevor Siemian (sim-EE-in)

Aqib Talib (UH-keeb TUH-leeb)

Demaryius Thomas (duh-MARE-ee-us)

2017 DENVER BRONCOS ROSTER BY EXPERIENCE

As of Dec. 26, 2017

No. Name	Pos.	Ht.	Wt.	Age	Exp.	College	Hometown	How Acq.
12 (1)								
94 Domata Peko Sr.	NT	6-3	325	33	12	Michigan State	Pago Pago, Amer. Samoa	UFA-'17
10 (3)								
21 Aqib Talib	CB	6-1	205	31	10	Kansas	Richardson, Texas	UFA-'14
28 Jamaal Charles	RB	5-11	199	30	10	Texas	Port Arthur, Texas	FA-'17
73 Allen Barbre	G	6-4	310	33	10	Missouri Southern	Neosho, Mo.	T-'17
8 (3)								
10 Emmanuel Sanders	WR	5-11	180	30	8	Southern Methodist	Bellville, Texas	UFA-'14
26 Darian Stewart	S	5-11	214	29	8	South Carolina	Huntsville, Ala.	UFA-'15
88 Demaryius Thomas	WR	6-3	229	30	8	Georgia Tech	Montrose, Ga.	D1a-'10
7 (3)								
25 Chris Harris Jr.	CB	5-10	199	28	6	Kansas	Bixby, Okla.	CFA-'11
58 Von Miller	OLB	6-3	250	28	7	Texas A&M	DeSoto, Texas	D1-'11
85 Virgil Green	TE	6-5	255	29	7	Nevada	Tulare, Calif.	D7a-'11
6 (3)								
17 Brock Osweiler	QB	6-7	240	27	6	Arizona State	Kalispell, Mont.	D2b-'12
54 Brandon Marshall	ILB	6-1	250	28	6	Nevada	Las Vegas	FA-'13
71 Donald Stephenson	T	6-6	312	29	6	Oklahoma	Kansas City, Mo.	UFA-'16
5 (1)								
22 C.J. Anderson	RB	5-8	224	26	5	California	Vallejo, Calif.	CFA-'13
4 (7)								
8 Brandon McManus	K	6-3	201	26	4	Temple	Lansdale, Pa.	T-'14
14 Cody Latimer	WR	6-2	215	25	4	Indiana	Dayton, Ohio	D2-'14
29 Bradley Roby	CB	5-11	194	25	4	Ohio State	Suwanee, Ga.	D1-'14
48 Shaquil Barrett	OLB	6-2	250	25	4	Colorado State	Baltimore, Md.	CFA-'14
51 Todd Davis	ILB	6-1	230	25	4	Sacramento State	Lancaster, Calif.	W-'14
79 Cyrus Kouandjio	T	6-7	325	24	4	Alabama	Cameroon	FA-'17
92 Zach Kerr	DE	6-2	334	27	4	Delaware	Virginia Beach, Va.	UFA-'17
3 (8)								
16 Bennie Fowler III	WR	6-1	212	26	3	Michigan State	Bloomfield, Mich.	CFA-'14
53 Deiontrez Mount	OLB	6-5	253	24	3	Louisville	Fort Walton Beach, Fla.	FA-'17
61 Matt Paradis	C	6-3	300	28	3	Boise State	Council, Idaho	D6-'14
76 Max Garcia	G	6-4	309	26	3	Florida	Norcross, Ga.	D4-'15
82 Jeff Heurman	TE	6-5	255	25	3	Ohio State	Naples, Fla.	D3-'15
83 Matt LaCrosse	TE	6-6	255	25	3	Illinois	Naperville, Ill.	FA-'17
96 Shelby Harris	DE	6-2	290	26	3	Illinois State	Milwaukee, Wisc.	FA-'17
2 (11)								
9 Riley Dixon	P	6-4	221	24	2	Syracuse	Blossvale, N.Y.	D7-'16
12 Paxton Lynch	QB	6-7	244	23	2	Memphis	San Antonio	D1-'16
23 Devontae Booker	RB	5-11	219	25	2	Utah	Sacramento, Calif.	D4-'16
32 Andy Janovich	FB	6-1	238	24	2	Nebraska	Gretna, Neb.	D6a-'16
34 Will Parks	S	6-1	194	23	2	Arizona	Philadelphia	D6b-'16
39 Michael Hunter	CB	6-0	192	24	2	Oklahoma State	Monroe, La.	FA-'17
42 Casey Kreiter	LS	6-1	250	27	2	Iowa	DeWitt, Iowa	FA-'16
50 Zaire Anderson	ILB	5-11	220	25	2	Nebraska	Philadelphia	CFA-'15
60 Connor McGovern	G/C	6-4	306	24	2	Missouri	Fargo, N.D.	D5-'16
87 Jordan Taylor	WR	6-5	210	25	2	Rice	Denison, Texas	CFA-'15
90 Kyle Peko	NT	6-1	305	24	2	Oregon State	La Habra, Calif.	CFA-'16
99 Adam Gotsis	DE	6-4	287	25	2	Georgia Tech	Melbourne, Australia	D2-'16
1 (1)								
86 Austin Traylor	TE	6-3	255	24	1	Wisconsin	Columbus, Ohio	FA-'16
R (12)								
20 Jamal Carter	S	6-1	215	23	R	Miami	Naranja, Fla.	CFA-'17
27 Brendan Langely	CB	6-0	199	23	R	Lamar	Marietta, Ga.	D3b-'17
33 De'Angelo Henderson	RB	5-7	208	25	R	Coastal Carolina	Summerville, S.C.	D6-'17
35 Dymonte Thomas	S	6-2	199	24	R	Michigan	Alliance, Ohio	CFA-'17
38 Marcus Rios	CB	5-11	185	23	R	UCLA	Elk Grove, Calif.	CFA-'17
41 Jerrol Garcia-Williams	ILB	6-2	235	24	R	Hawaii	Las Vegas	CFA-'17
43 Joseph Jones	ILB	6-0	231	23	R	Northwestern	Plano, Ill.	FA-'17
57 DeMarcus Walker	OLB	6-4	280	23	R	Florida State	Jacksonville, Fla.	D2-'17
64 J.J. Dielman	G	6-5	309	24	R	Utah	Ahwatukee, Ariz.	FA-'17
68 Elijah Wilkinson	T	6-6	329	22	R	Massachusetts	Dowington, Pa.	CFA-'17
72 Garrett Bolles	T	6-5	297	25	R	Utah	Walnut Creek, Calif.	D1-'17
84 Isaiah McKenzie	WR	5-8	173	22	R	Georgia	Miami	D5b-'17

HOW THE 2017 BRONCOS WERE BUILT

As of Dec. 26, 2017

YEAR	DRAFT/CFA	FREE AGENT	TRADE/WAIVERS
2010	WR Demaryius Thomas (Rd. 1a)		
2011	TE Virgil Green (Rd. 7a) CB Chris Harris Jr. (CFA) OLB Von Miller (Rd. 1)		
2012	<i>DE Derek Wolfe (Rd. 2a)</i>		
2013	RB C.J. Anderson (CFA)	ILB Brandon Marshall	
2014	OLB Shaquil Barrett (CFA) WR Bennie Fowler III (CFA) WR Cody Latimer (Rd. 2) <i>ILB Corey Nelson (Rd. 7)</i> C Matt Paradis (Rd. 6) CB Bradley Roby (Rd. 1)	WR Emmanuel Sanders (UFA-Pit.) CB Aqib Talib (UFA-N.E.)	LB Todd Davis (W-N.O.) K Brandon McManus (T-NYG)
2015	ILB Zaire Anderson (CFA) G/C Max Garcia (Rd. 4) TE Jeff Heuerman (Rd. 3) <i>OLB Shane Ray (Rd. 1)</i> <i>QB Trevor Siemian (Rd. 7a)</i> WR Jordan Taylor (CFA)	S Darian Stewart (UFA-Bal.)	
2016	RB Devonte Booker (Rd. 4) P Riley Dixon (Rd. 7) DE Adam Gotsis (Rd. 2) FB Andy Janovich (Rd. 6a) QB Paxton Lynch (Rd. 1) G Connor McGovern (Rd. 5) S Will Parks (Rd. 6b) Kyle Peko (CFA) <i>S Justin Simmons (Rd. 3)</i>	<i>DE Jared Crick (UFA- Hou.)</i> LS Casey Kreiter T Donald Stephenson (UFA- K.C.) Austin Traylor <i>DE Billy Winn</i>	<i>G Billy Turner (W-Bal.)</i>
2017	T Garrett Bolles (Rd. 1) <i>TE Jake Butt (Rd. 5a)</i> S Jamal Carter (CFA) ILB Jerrol Garcia-Williams (CFA) <i>WR Carlos Henderson (Rd. 3a)</i> RB De'Angelo Henderson (Rd. 6) Joseph Jones (FA) <i>QB Chad Kelly (Rd. 7)</i> CB Brendan Langley (Rd. 3b) WR Isaiah McKenzie (Rd. 5b) CB Marcus Rios (CFA) S Dymonte Thomas (CFA) OLB DeMarcus Walker (Rd. 2) Elijah Wilkinson (CFA)	RB Jamaal Charles G J.J. Dielman DE Shelby Harris CB Michael Hunter DE Zach Kerr (UFA- Ind.) T Cyrus Kouandjio Mat LaCosse <i>G Ron Leary (UFA- Dal.)</i> OLB Deiontrez Mount QB Brock Osweiler NT Domata Peko Sr. (UFA- Cin.) <i>T Menelik Watson (UFA- Oak.)</i>	G Allen Barbre (T- Phi.)

Italics denote players not on team's active roster

DENVER BRONCOS 2016-17 TRANSACTIONS — by date/by player
(Updated Dec. 26, 2017)

BY DATE

8/29/16	Released S Brandian Ross Waived TE Manasseh Garner Waived G Mathu Gibson Waived S Antonio Glover Waived DE Calvin Heurtelou Waived T Cameron Jefferson Waived NT David Moala Waived WR Durrone Neal Waived WR DeVier Posey Waived ILB Darnell Sankey Waived ILB Frank Shannon	10/25/16	Waived WR Mose Frazier Acquired TE A.J. Derby via trade from N.E. Released S Shiloh Keo	5/4/17	Waived DL Iosia Iosia Waived WR Mekale McKay Waived LS Jeff Overbaugh
8/30/16	Placed TE Garrett Graham on injured reserve Released P Britton Colquitt Waived WR Bralon Addison Waived T Kyle Roberts	10/29/16	Signed RB Juwan Thompson off practice squad Placed RB C.J. Anderson on injured reserve	5/8/17	Signed WR Isaiah McKenzie (draft choice)
9/3/16	Signed QB Austin Davis Designated S Shiloh Keo as reserved/suspended Released DL Henry Melton Released RB Ronnie Hillman Released QB Mark Sanchez Waived C Dillon Day Waived OLB Vontarius Dora Waived WR Mose Frazier Waived T Lars Hanson Waived DE Lars Koht Waived OLB Kyle Kragen Waived TE Henry Krieger-Coble Waived CB B.J. Lowery Waived S Ryan Murphy Waived T Justin Murray Waived G Robert Myers Jr. Waived G Aaron Neary Waived CB Taurean Nixon Waived ILB Dwayne Norman Waived WR Kalif Raymond Waived OLB Sadat Sulleyman Waived RB Juwan Thompson Waived CB John Tidwell Waived OLB Eddie Yarbrough	11/2/16	Signed RB Terrell Watson to practice squad	5/10/17	Signed RB De'Angelo Henderson (draft choice) Signed QB Chad Kelly (draft choice) Waived C James Ferentz
9/4/16	Signed C Dillon Day to practice squad Signed OLB Vontarius Dora to practice squad Signed WR Mose Frazier to practice squad Signed TE Henry Krieger-Coble to practice squad Signed S Ryan Murphy to practice squad Signed T Justin Murray to practice squad Signed CB Taurean Nixon to practice squad Signed RB Juwan Thompson to practice squad	11/5/16	Signed Taurean Nixon off practice squad Released TE John Phillips	5/11/17	Signed C Erik Austell (CFA) Signed LB Josh Banderas (CFA) Signed S Dante Barnett (CFA) Signed S Jamal Carter (CFA) Signed OLB Ken Ekanem (CFA) Signed ILB Jerrol Garcia-Williams (CFA) Signed OLB Deon Hollins (CFA) Signed G Cameron Hunt (CFA) Signed NT Tyrique Jarrett (CFA) Signed WR Anthony Nash (CFA) Signed CB Dontrell Nelson (CFA) Signed CB Marcus Rios (CFA) Signed QB Kyle Slotter (CFA) Signed DE Shakir Soto (CFA) Signed S Orion Stewart (CFA) Signed S Dymonte Thomas (CFA) Signed OL Elijah Wilkinson (CFA)
9/6/16	Signed ILB Kyle Kragen to practice squad	11/9/16	Signed S Ryan Murphy to practice squad	5/12/17	Signed T Garrett Bolles (draft choice) Signed TE Jake Butt (draft choice) Signed CB Brandon Langley (draft choice)
9/7/16	Signed WR Kalif Raymond to practice squad	11/21/16	Signed WR Marlon Brown Waived CB Taurean Nixon	5/26/17	Signed WR Carlos Henderson (draft choice)
9/13/16	Signed LB Reshard Cliett to practice squad Waived ILB Kyle Kragen Waived TE Garrett Graham from injured reserve	11/22/16	Waived S Ryan Murphy	6/5/17	Waived C Erik Austell
9/17/16	Released S Shiloh Keo from Reserve/Suspended	11/23/16	Signed CB Taurean Nixon to practice squad	6/6/17	Signed OL Chris Muller
9/20/16	Waived NT Kyle Peko	11/25/16	Signed LS Thomas Gafford Waived NT Darius Kilgo	6/14/17	Signed CB Chris Lewis-Harris Waived CB Taurean Nixon
9/21/16	Signed S Shiloh Keo	12/2/16	Signed WR Kalif Raymond to active roster Placed FB Andy Janovich on injured reserve	7/24/17	Waived LB Josh Banderas
9/22/16	Signed NT Kyle Peko to practice squad Waived S Ryan Murphy	12/5/16	Claimed RB Justin Forsett off waivers Placed RB Kapri Bibbs on injured reserve	7/26/17	Signed G Allen Barbre
10/17/16	Claimed G Billy Turner off waivers (Baltimore) Waived OL Darrion Weems	12/8/16	Signed DL Travis Raciti to practice squad	7/27/17	Signed RB Stevan Ridley Waived OL Chris Muller
10/18/16	Signed LB Quentin Gause to practice squad Signed TE Steven Scheu to practice squad Waived LB Reshard Cliett	12/10/16	Signed LB Quentin Gause to active roster Placed WR Marlon Brown on injured reserve	7/29/17	Signed OLB Danny Mason Waived TE Henry Krieger-Coble
		12/13/16	Signed RB Zac Brooks to practice squad Waived RB Terrell Watson	8/12/17	Signed DL Nelson Adams Placed DE Billy Winn on injured reserve
		12/15/16	Signed LB Kevin Snyder to practice squad	8/21/17	Claimed RB Stanley Williams off waivers Released RB Bernard Pierce
		12/16/16	Signed OLB Vontarius Dora to active roster Placed LS Casey Kreiter on injured reserve	8/25/17	Claimed DL Jimmy Bean off waivers Released CB Dontrell Nelson
		12/20/16	Signed TE Austin Traylor to practice squad	8/28/17	Waived DE Jimmy Bean
		12/23/16	Signed TE Henry Krieger-Coble to active roster Waived QB Austin Davis	8/29/17	Signed LB Deiontrez Mount
		12/28/16	Signed CB Taurean Nixon to active roster Signed NT Kyle Peko to active roster Signed OL Reese Dismukes to practice squad Signed DE Iosia Iosia to practice squad Signed WR Hunter Sharpe to practice squad Placed OLB DeMarcus Ware on injured reserve Placed CB Kayvon Webster on injured reserve	9/1/17	Traded OL Ty Sambrailo to Atlanta for a fifth-round selection in the 2018 NFL Draft
		1/2/17	Signed RB Zac Brooks to future contract Signed C Dillon Day to future contract Signed DE Iosia Iosia to future contract Signed T Justin Murray to future contract Signed LS Jeff Overbaugh to future contract Signed RB Bernard Pierce to future contract Signed DL Travis Raciti to future contract Signed TE Steven Scheu to future contract Signed WR Hunter Sharp to future contract Signed LB Kevin Snyder to future contract Signed TE Austin Traylor to future contract	9/2/17	Placed TE Jake Butt on Reserve/NFI Placed QB Chad Kelly on Reserve/NFI Placed WR Carlos Henderson on injured reserve Released WR Marlon Brown Released RB Stevan Ridley Released CB Chris Lewis-Harris Released S T.J. Ward Waived DL Nelson Adams Waived S Dante Barnett Waived C Dillon Day Waived OLB Vontarius Dora Waived OLB Ken Ekanem Waived LB Quentin Gause Waived OLB Deon Hollins Waived G Cameron Hunt
		1/11/17	Signed WR Mekale McKay to future contract		
		1/25/17	Signed DL Shelby Harris to future contract		
		1/27/17	Signed OL Cedrick Lang to future contract		
		2/24/17	Signed DL Bobby Richardson		
		3/10/17	Signed G Ron Leary Signed T Menelik Watson		
		3/13/17	Signed NT Domata Peko Signed DL Zach Kerr Signed OLB Kasim Edebali		
		4/5/17	Waived DL Travis Raciti		
		4/20/17	Placed RB Zac Brooks on reserve/retired		
		4/29/17	Traded RB Kapri Bibbs to San Francisco		
		5/2/17	Signed RB Jamaal Charles		
		5/3/17	Signed DE Billy Winn Waived DL Bobby Richardson		

Waived NT Tyrique Jarrett
 Waived T Cedrick Lang
 Waived OLB Danny Mason
 Waived LB Deiontrez Mount
 Waived T Justin Murray
 Waived WR Anthony Nash
 Waived NT Kyle Peko
 Waived WR Kalif Raymond
 Waived CB Marcus Rios
 Waived TE Steven Scheu
 Waived OL Michael Schofield
 Waived WR Hunter Sharp
 Waived QB Kyle Sloter
 Waived ILB Kevin Snyder
 Waived DE Shakir Soto
 Waived S Orion Stewart
 Waived S Dymonte Thomas
 Waived RB Juwan Thompson
 Waived TE Austin Traylor
 Waived RB Stanley Williams
 Waived T Elijah Wilkinson
 9/3/17 Signed NT Kyle Peko
 Signed C Dillon Day to practice squad
 Signed LB Jerrol Garcia-Williams to practice squad
 Signed NT Tyrique Jarrett to practice squad
 Signed OLB Deiontrez Mount to practice squad
 Signed CB Marcus Rios to practice squad
 Signed WR Hunter Sharp to practice squad
 Signed S Dymonte Thomas to practice squad
 Signed TE Austin Traylor to practice squad
 Signed OL Elijah Wilkinson to practice squad
 9/4/17 Signed QB Brock Osweiler
 Placed OLB Shane Ray on injured reserve
 9/6/17 Signed RB Jonathan Williams to practice squad
 9/9/17 Waived NT Kyle Peko
 9/10/17 Signed NT Tyrique Jarrett to active roster
 9/11/17 Signed NT Kyle Peko to practice squad
 9/15/17 Signed DL Ahtyba Rubin
 Placed DE Jared Crick on injured reserve
 9/16/17 Signed NT Kyle Peko to active roster
 Waived NT Tyrique Jarrett
 9/18/17 Signed NT Tyrique Jarrett practice squad
 10/17/17 Released DL Ahtyba Rubin
 Placed G Billy Turner on injured reserve
 10/18/17 Signed WR Hunter Sharp to active roster
 Signed WR River Carcraft to practice squad
 10/19/17 Signed WR Tim Patrick to practice squad
 Waived/Injured WR River Craucraft from practice squad
 10/21/17 Signed C Dillon day to active roster
 Signed ILB Jerrol Garcia-Williams to active roster
 Signed T Elijah Wilkinson to active roster
 Placed ILB Corey Nelson on injured reserve
 Waived NT Kyle Peko
 10/24/17 Signed NT Kyle Peko to practice squad
 Signed ILB Kevin Snyder to practice squad
 Waived C Dillon Day
 10/26/17 Signed OL Gabe Ikard to practice squad
 10/30/17 Activated OLB Shane Ray from injured reserve
 Signed ILB Kevin Snyder to active roster
 Waived WR Hunter Sharp
 11/1/17 Signed WR Hunter Sharp to practice squad

11/7/17 Signed T Cyrus Kouandjio
 Signed LB Joseph Jones off Seattle's practice squad
 Placed T Menelik Watson on injured reserve
 Waived ILB Kevin Snyder
 11/8/17 Signed Dillon Day to practice squad
 Waived WR Tim Patrick
 11/14/17 Waived OLB Kasim Edebali
 11/15/17 Signed OLB Deiontrez Mount to active roster
 Signed TE Brian Parker to practice squad
 Signed WR Tim Patrick to practice squad
 11/18/17 Signed TE Austin Traylor from practice squad
 Waived/Injured TE A.J. Derby
 11/22/17 Signed OLB Stansly Maponga to practice squad
 11/23/17 Waived CB Lorenzo Doss
 11/25/17 Signed NT Kyle Peko to active roster
 11/28/17 Signed DB Michael Hunter to practice squad
 12/1/17 Signed CB Marcus Rios to active roster
 12/5/17 Placed DE Derek Wolfe in injured reserve
 Signed T Jeremiah Poutasi to practice squad
 Waived OL Gabe Ikard from practice squad
 12/12/17 Signed TE Matt LaCrosse off of New York Giants' practice squad
 Placed G Ron Leary on injured reserve
 12/13/17 Placed S Justin Simmons on injured reserve
 12/14/17 Signed S Dymonte Thomas to active roster
 12/16/17 Placed QB Trevor Siemian on injured reserve
 12/17/17 Signed G J.J. Dielman off of Cincinnati's practice squad
 12/18/17 Signed WR River Cracraft to practice squad
 Waived NT Tyrique Jarrett
 12/19/17 Signed DB Michael Hunter to active roster
 Signed DT Paul Boyette to practice squad
 Signed LB Marcus Rush to practice squad
 Placed OLB Shane Ray on injured reserve
 12/20/17 Signed S Jordan Moore to practice squad

BY PLAYER

ADAMS, Nelson — DL

8/12/17 Signed
 9/2/17 Waived

ADDISON, Bralon — WR

5/6/16 Signed
 8/30/16 Waived

ANDERSON, C.J. — RB

10/29/16 Place on injured reserve

AUSTELL, Erik — C

5/11/17 Signed
 6/5/17 Waived

BANDERAS, Josh — LB

5/11/17 Signed
 7/24/17 Waived

BARBRE, Allen — G

7/26/17 Signed

BARNETT, Dante — S

5/11/17 Signed
 9/2/17 Waived

BEAN, Jimmy — DL

8/25/17 Claimed off waivers
 8/28/17 Waived

BIBBS, Kapri — RB

8/30/14 Waived
 9/1/14 Signed to practice squad
 10/20/14 Signed active roster
 11/22/14 Waived
 11/26/14 Signed to practice squad
 1/12/15 Signed to future contract
 9/5/15 Waived
 9/7/15 Signed to practice squad
 10/17/15 Signed to active roster
 10/19/15 Waived
 10/21/15 Signed to practice squad
 2/10/16 Signed to future contract
 12/5/16 Placed on injured reserve
 4/29/17 Traded to San Francisco

BOLLES, Garrett — T

5/12/17 Signed

BOYETTE, Paul — DT

12/19/17 Signed to practice squad

BROOKS, Zac — RB

12/13/16 Signed to practice squad
 1/2/17 Signed to future contract
 4/20/17 Placed on reserve/retired

BROWN, Marlon — WR

7/27/16 Signed
 8/4/16 Waived
 11/21/16 Signed
 12/10/16 Placed on injured reserve
 9/2/17 Released

BUTT, Jake — TE

5/12/17 Signed (draft choice)
 9/2/17 Placed on Reserve/NFI

CARCRAFT, River — WR

10/17/17 Signed to practice squad
 10/19/17 Waived/Injured
 12/18/17 Signed to practice squad

CARTER, Jamal — S

5/11/17 Signed

CHARLES, Jamaal — RB

5/2/17 Signed

CLIETT, Reshard — LB

9/13/16 Signed to practice squad
 10/18/16 Waived

COLQUITT, Britton — P

8/30/16 Released

CRICK, Jared — DE

9/15/17 Placed on injured reserve

DAVIS, Austin — QB

9/3/16 Signed
 12/23/16 Waived

DAY, Dillon — C

5/5/15 Signed
 9/5/15 Waived
 9/6/15 Signed to practice squad
 2/10/15 Signed to future contract
 9/3/16 Waived
 9/4/16 Signed to practice squad
 1/2/17 Signed to future contract
 9/2/17 Waived
 9/3/17 Signed to practice squad
 10/21/17 Signed to active roster
 10/24/17 Waived
 11/8/17 Signed to practice squad

DERBY, A.J. — TE

10/26/16 Acquire via trade from N.E.
 11/18.17 Waived/Injured

DIELMAN, J.J. — G

12/17/17 Signed off of Cincinnati's practice squad

DISMUKES, Reese — C

12/28/16 Signed to practice squad

DORA, Vontarrius — OLB

5/6/16 Signed

9/3/16 Waived

9/4/16 Signed to practice squad

12/16/16 Signed to active roster

9/2/17 Waived

DOSS, Lorenzo — CB

11/23/17 Waived

EDEBALI, Kasim — OLB

3/13/17 Signed

11/14/17 Waived

EKANEM, Ken — OLB

5/11/17 Signed

9/2/17 Waived

FERENTZ, James — C

5/10/17 Waived

FORSETT, Justin — RB

12/5/16 Claimed off waivers (Det.)

FRAZIER, Mose — WR

5/6/16 Signed

9/3/16 Waived

9/4/16 Signed to practice squad

10/18/16 Waived

GAFFORD, Thomas — LS

11/25/16 Signed

GARCIA-WILLIAMS, Jerrol — ILB

5/11/17 Signed

9/3/17 Signed to practice squad

10/21/17 Signed to active roster

GAUSE, Quentin — LB

10/18/16 Signed to practice squad

12/10/16 Signed to active roster

9/2/17 Waived

GIBSON, Mathu — OL

8/5/16 Signed

8/29/16 Waived

GLOVER, Antonio — S

5/6/16 Signed

8/29/16 Waived

GRAHAM, Garrett — TE

4/25/16 Signed

8/30/16 Placed on injured reserve

9/14/16 Waived

HANSON, Lars — T

5/6/16 Signed

9/3/16 Waived

HARRIS, Shelby — DL

1/25/17 Signed to future contract

HENDERSON, Carlos — WR

5/26/17 Signed (draft choice)

9/2/17 Placed on injured reserve

HENDERSON, De'Angelo — RB

5/10/17 Signed (draft choice)

HEURTELQU, Calvin — NT

5/6/16 Signed

8/29/16 Waived

HILLMAN, Ronnie — RB

9/3/16 Released

HOLLINS, Deon — OLB

5/11/17 Signed

9/2/17 Waived

HUNT, Cameron — G

5/11/17 Signed

9/2/17 Waived

HUNTER, Michael — DB

11/29/17 Signed to practice squad

12/19/17 Signed to active roster

IKARD, Gabe — OL

10/26/17 Signed to practice squad

12/5/17 Waived

IOSIA, Iosia — DE

12/28/16 Signed to practice squad

1/2/17 Signed to future contract

5/4/17 Waived

JANOVICH, Andy — FB

5/12/16 Signed (draft choice)

12/2/16 Placed on injured reserve

JARRETT, Tyrique — NT

5/11/17 Signed

9/2/17 Waived

9/3/17 Signed to practice squad

9/10/17 Signed to active roster

9/16/17 Waived

9/18/17 Signed to practice squad

12/17/17 Waived

JEFFERSON, Cameron — T

12/8/15 Signed to practice squad

2/10/16 Signed to future contract

8/29/16 Waived

JONES, Joseph — LB

11/7/17 Signed off of Seattle's practice squad

KELLY, Chad — QB

5/10/17 Signed (draft choice)

9/2/17 Placed on Reserve/NFI

KEO, Shiloh — S

12/9/15 Signed

9/3/15 Designated reserve/suspended

9/17/16 Released from reserve/suspended

9/21/16 Signed

10/25/16 Released

KERR, Zach — DL

3/13/17 Signed

KILGO, Darius — NT

5/13/15 Signed (draft choice)

11/25/16 Waived

KOHT, Lars — DE

8/2/16 Signed

9/3/16 Waived

KOUANDJIO, Cyrus — T

11/7/17 Signed

KRAGEN, Kyle — ILB

5/6/16 Signed

9/3/16 Waived

9/5/16 Signed to practice squad

9/13/16 Waived

KREITER, Casey — SNP

4/7/16 Signed

12/16/16 Placed on injured reserve

KRIEGER-COBLE, Henry — TE

5/6/16 Signed

9/4/16 Signed to practice squad

12/23/16 Signed to active roster

7/29/17 Waived

LACOSSE, Matt — TE

12/12/17 Signed off of New York Giants' practice squad

LANG, Cedrick — OL

1/27/17 Signed to future contract

9/2/17 Waived

LANGLEY, Brendan — CB

5/12/17 Signed (draft choice)

LEARY, Ron — G

3/10/17 Signed

12/12/17 Placed on injured reserve

LEWIS-HARRIS, Chris — CB

6/14/17 Signed

9/2/17 Released

LOWERY, B.J. — DB

1/4/16 Signed to future contract

9/3/16 Waived

MAPONGA, Stansly — OLB

11/2/17 Signed

MASON, Danny — OLB

7/29/17 Signed

9/2/17 Waived

MCKAY, Mekale — WR

1/11/17 Signed to future contract

5/4/17 Waived

MCKENZIE, Isaiah — WR

5/8/17 Signed (draft choice)

MELTON, Henry — DL

8/22/16 Signed

9/3/16 Released

MOALA, David — NT

5/6/16 Signed

8/29/16 Waived

MOORE, Jordan — S

12/20/17 Signed to practice squad

MOUNT, Deiontrez — LB

8/29/17 Signed

9/2/17 Waived

9/3/17 Signed to practice squad

11/15/17 Signed to active roster

MULLER, Chris — OL

6/6/17 Signed

7/27/17 Waived

MURPHY, Ryan — S

11/13/15 Signed to practice squad

2/10/16 Signed to future contract

5/2/16 Waived

8/8/16 Signed

9/3/16 Waived

9/4/16 Signed to practice squad

9/22/16 Waived

11/9/16 Signed to practice squad

11/22/16 Waived

MURRAY, Justin — T

5/6/16 Signed

9/3/16 Waived

9/4/16 Signed to practice squad

1/2/17 Signed to future contract

9/2/17 Waived

MYERS Jr., Robert — G

12/30/15 Signed

9/3/16 Waived

NASH, Anthony — WR

5/11/17 Signed

9/2/17 Waived

NEAL, Durrón — WR

5/6/16 Signed

8/29/16 Waived

NEARY, Aaron — G

5/6/16 Signed
9/3/16 Waived

NELSON, Corey — ILB

10/21/17 Placed on injured reserve

NELSON, Dontrell — CB

5/11/17 Signed
8/25/17 Waived

NIXON, Taurean — CB

5/15/15 Signed (draft choice)
9/6/15 Signed to practice squad
1/19/16 Signed to active roster
9/3/16 Waived
9/4/16 Signed to practice squad
11/5/16 Signed (active roster)
11/21/16 Waived
11/23/16 Signed to practice squad
12/28/16 Signed to active roster
6/14/17 Waived

NORMAN, Dwayne — OLB

5/6/16 Signed
9/3/16 Waived

OSWEILER, Brock — QB

7/24/12 Signed (draft choice)
9/3/17 Signed

OVERBAUGH, Jeff — LS

1/2/17 Signed to future contract
5/4/17 Waived

PARKER, Brian — TE

11/15/17 Signed to practice squad

PATRICK, Tim — WR

10/19/17 Signed to practice squad
11/8/17 Waived
11/15/17 Signed to practice squad

PEKO, Domata — DL

3/13/17 Signed

PEKO, Kyle — NT

5/6/16 Signed
9/20/16 Waived
9/22/16 Signed to practice squad
12/28/16 Signed to active roster
9/2/17 Waived
9/3/17 Signed
9/9/17 Waived
9/11/17 Signed to practice squad
9/16/17 Signed to active roster
10/21/17 Waived
10/24/17 Signed to practice squad
11/25/17 Signed to active roster

PHILLIPS, John — TE

7/28/16 Signed
11/5/16 Released

PIERCE, Bernard — RB

1/2/17 Signed to future contract
8/21/17 Released

POSEY, DeVier — WR

1/4/16 Signed to future contract
8/29/16 Waived

POUTASI, Jeremiah — T

12/5/17 Signed to practice squad

RACITI, Travis — DL

12/8/16 Signed to practice squad
1/2/17 Signed to future contract
4/5/17 Waived

RAY, Shane — OLB

9/4/17 Placed on injured reserve
10/30/17 Activated from injured reserve
12/19/17 Placed on injured reserve

RAYMOND, Kalif — WR

5/6/16 Signed
9/3/16 Waived
9/6/16 Signed to practice squad
12/2/16 Signed to active roster
9/2/17 Waived

RICHARDSON, Bobby — DL

2/24/17 Signed
5/3/17 Waived

RIDLEY, Stevan — RB

7/27/17 Signed
9/2/17 Released

RIOS, Marcus — CB

5/11/17 Signed
9/2/17 Waived
9/3/17 Signed to practice squad
12/1/17 Signed to active roster

ROBERTS, Kyle — T

5/5/15 Signed
9/5/15 Waived
9/7/15 Signed to practice squad
2/10/16 Signed to future contract
8/30/16 Waived

ROSS, Brandian — S

4/18/16 Signed
8/29/16 Released

RUBIN, Ahtyba — DL

9/15/17 Signed
10/17/17 Released

RUSH, Marcus — LB

12/19/17 Signed to practice squad

SAMBRAILO, Ty — OL

9/1/17 Traded to Atlanta

SANCHEZ, Mark — QB

3/11/16 Acquired via trade from NYJ
9/3/16 Released

SANKEY, Darnell — LB

7/26/16 Signed
8/29/16 Waived

SCHEU, Steven — TE

10/18/16 Signed to practice squad
1/2/17 Signed to future contract
9/2/17 Waived

SCHOFIELD, Michael — OL

9/2/17 Waived

SHANNON, Frank — ILB

5/6/16 Signed
8/29/16 Waived

SHARP, Hunter — WR

12/28/16 Signed to practice squad
1/2/17 Signed to future contract
9/2/17 Waived
9/3/17 Signed to practice squad
10/17/17 Signed to active roster
10/30/17 Waived
11/1/17 Signed to practice squad

SHEMI, Trevor — QB

12/16/17 Placed on injured reserve

SIMMONS, Justin — S

12/13/17 Placed on injured reserve

SLOTTER, Kyle — QB

5/11/17 Signed
9/2/17 Waived

SNYDER, Kevin — LB

12/15/16 Signed to practice squad
1/2/17 Signed to future contract
9/2/17 Waived
10/24/17 Signed to practice squad
10/30/17 Signed to active roster
11/7/17 Waived

SOTO, Shakir — DE

5/11/17 Signed
9/2/17 Waived

STEWART, Orion — S

5/11/17 Signed
9/2/17 Waived

SULLEYMAN, Sadat — OLB

5/6/16 Signed
9/3/16 Waived

THOMAS, Dymonte — S

5/11/17 Signed
9/2/17 Waived
9/3/17 Signed to practice squad
12/14/17 Signed to active roster

THOMPSON, Juwan — RB

9/3/16 Waived
9/4/16 Signed to practice squad
10/30/16 Signed
9/2/17 Waived

TIDWELL, John — CB

5/6/16 Signed
9/3/16 Waived

TRAYLOR, Austin — TE

12/20/16 Signed to practice squad
1/2/17 Signed to future contract
9/2/17 Waived
9/3/17 Signed to practice squad
11/18/17 Signed to active roster

TURNER, Billy — G

10/17/16 Claimed off waivers (Bal.)
10/17/17 Placed on injured reserve

WARD, T.J. — S

9/2/17 Released

WARE, DeMarcus — OLB

12/28/16 Placed on injured reserve

WATSON, Menelik — T

3/10/17 Signed
11/7/17 Placed on injured reserve

WEBSTER, Kayvon — CB

12/28/16 Placed on injured reserve

WEEMS, Darion — T

1/12/16 Signed to future contract
10/17/16 Waived

WILKINSON, Elijah — OL

5/11/17 Signed
9/2/17 Waived
9/3/17 Signed to practice squad
10/21/17 Signed to active roster

WILLIAMS, Jonathan — RB

9/6/17 Signed to practice squad

WILLIAMS, Stanley — RB

8/21/17 Claimed off waivers (Cin.)
9/2/17 Waived

WINN, Billy — DE

5/3/17 Signed
8/12/17 Placed on injured reserve


WOLFE, Derek — DE

12/5/17 Placed on injured reserve

YARBROUGH, Eddie — OLB

5/6/16 Signed

9/3/16 Waived



C.J. ANDERSON

22

RUNNING BACK

5-8 • 224 • 5TH YR. • CALIFORNIA

BORN: Feb. 10, 1991, in Vallejo, Calif.

HIGH SCHOOL: Bethel High School, Vallejo, Calif.

ACQUIRED: College Free Agent, 2013

NFL YEAR: 5th • **YEAR WITH BRONCOS:** 5th

NFL GAMES PLAYED/STARTED: 57/35 • **POSTSEASON GP/GS:** 5/2



ANDERSON AT A GLANCE:

- A fifth-year player who appeared in 57 regular-season games (35 starts) and five postseason contests (2 starts) for the Broncos during the last four years after making the team as a college free agent in 2013.
- Recorded 675 carries for 2,990 yards (4.4 avg.) with 20 touchdowns in addition to catching 103 passes for 859 yards (8.3 avg.) with four touchdowns during his first five NFL seasons.
- Posted 110 carries for 437 yards (4.0 avg.) with four touchdowns and 16 catches for 128 yards (8.0 avg.) with one touchdown in seven games in 2016 before being placed on injured reserve.
- Rushed for 720 yards on 152 carries (4.7 avg.) with five touchdowns in addition to catching 25 passes for 183 yards (7.3 avg.) in the 2015 regular season.
- Led all NFL players with 234 rushing yards during the 2015 postseason, including 90 yards and a touchdown in Denver's Super Bowl 50 win against the Carolina Panthers to represent the third-highest rushing total by an undrafted running back in Super Bowl history.
- Selected as AFC Offensive Player of the Week (vs. New England, 11/19/15) after winning the game in overtime on a career-long 48-yard run and finishing with 15 carries for 113 yards (7.5 avg.) with two touchdowns.
- Emerged as a starter for the Broncos midway through the 2014 season and totaled 179 carries for 849 yards (4.7 avg.) with eight rushing touchdowns to become just the fifth undrafted running back in NFL history to make the Pro Bowl.
- Finished the 2014 season with 10 total touchdowns (8 rush, 2 rec.), marking the most by an undrafted Broncos running back in a single season.
- Led the NFL with seven rushing touchdowns in December 2014 to tie for the third-most rushing scores by an undrafted player in a single month in NFL history.
- Posted the top two rushing performances by an undrafted player in team history in back-to-back weeks in 2014 (167 and 168 yds., Weeks 11 and 12).
- Totaled two games with three rushing touchdowns in 2014, becoming only the second player in team annals (Terrell Davis, 3-1998) with multiple games in a season posting at least three rushing scores.
- Finished his rookie season in 2013 with seven carries for 38 yards (5.4 avg.) while contributing in 22 offensive plays and 36 special-teams snaps for Denver.
- Saw action in all 25 games in two seasons at the University of California-Berkeley and rushed for 1,135 yards and 12 touchdowns on 198 carries (5.7 avg.) after transferring from Laney College.
- Entered the NFL with Denver as a college free agent on May 1, 2013.

22's TROPHY CASE

Pro Bowls (1) 2014

CAREER TRANSACTIONS: Signed by Denver as a college free agent 5/1/13.



ANDERSON ONE OF SIX UNDRAFTED PRO BOWL RUNNING BACKS

UNDRAFTED RUNNING BACKS TO MAKE THE PRO BOWL, NFL HISTORY

Player	Team	Season(s)
John Settle	Atlanta	1988
Priest Holmes	Kansas City	2001-03
Willie Parker	Pittsburgh	2006-07
Arian Foster	Houston	2010-12, '14
C.J. Anderson	Denver	2014
Chris Ivory	Jacksonville	2016

ANDERSON HAS SUPER BOWL TO REMEMBER

MOST RUSHING YARDS BY AN UNDRAFTED PLAYER IN THE SUPER BOWL

Player	Opponent (Date)	Att.	Yds.	Avg.	TD
1. Dominic Rhodes, Ind.	vs. Chicago (2/4/07)	21	113	5.4	1
2. Willie Parker, Pit.	vs. Seattle (2/5/06)	10	93	9.3	1
3. C.J. Anderson, Den.	vs. Carolina (2/7/16)	23	90	3.9	1
4. Willie Parker, Pit.	vs. Arizona (2/1/09)	19	53	2.8	0
5. Steve Young, S.F.	vs. San Diego (1/29/95)	5	49	9.8	0

2017: Anderson rushed 20 times for 81 yards (4.1 avg.) in addition to catching one pass for seven yards vs. LAC (9/11)... Recorded his sixth career 100-yard rushing game with 118 yards and one touchdown on 25 attempts (4.7 avg.) in addition to catching three passes for 36 yards (12.0 avg.) with one touchdown vs. Dal. (9/17)... Rushed eight times for 36 yards (4.5 avg.) and caught two passes for seven yards (3.5 avg.) at Buf. (9/24)... Carried 20 times for 95 yards (4.8 avg.) and caught four passes for 17 yards vs. Oak. (10/1)... Gained 17 yards on nine carries vs. NYG (10/15)... Rushed 10 times for 44 yards (4.4 avg.) and caught one pass for 17 yards at LAC (10/22)... Carried 15 times for 78 yards (5.2 avg.) and caught one pass for seven yards at K.C. (10/30)... Rushed nine times for 13 yards at Phi. (11/5)... Carried 10 times for 54 yards (5.4 avg.) and caught one pass at N.E. (11/12)... Rushed five times for 12 yards at Oak. (11/26)... Carried 15 times for 67 yards (4.5 avg.) and caught four passes for 43 yards (10.3 avg.) at Mia. (12/3)... Rushed 22 times for 48 yards (2.2 avg.) and caught two passes for 25 yards (12.5 avg.) vs. NYJ (12/10)... Rushed for 158 yards on 30 carries (5.3 avg.) to represent his seventh career 100-yard rushing game and his third-highest career rushing output at Ind. (12/14)... Carried 16 times for 88 yards (5.5 avg.) with one touchdown in addition to leading the team with seven catches for 45 yards (6.4 avg.) and catching a two-point conversion.

2016: Anderson posted 110 carries for 437 yards (4.0 avg.) with four touchdowns and 16 catches for 128 yards (8.0 avg.) with one touchdown in seven games in 2016 before being placed on injured reserve... Carried 20 times for 92 yards (4.6 avg.) with one touchdown and added four catches for 47 yards (11.8 avg.) with one touchdown vs. Car. (9/8)... Rushed 20 times for 74 yards (3.7 avg.) with one touchdown and caught three passes for 19 yards (6.3 avg.) vs. Ind. (9/18)... Produced his fifth career 100-yard rushing game, totaling 107 yards with one touchdown on 16 carries (6.7 avg.) vs. Hou. (10/24)... Placed on injured reserve (knee) on Oct. 29.

2015: Anderson appeared in 15 games (6 starts) in the regular season, finishing second on the team with 720 yards on 152 carries (4.7 avg.) with five touchdowns in addition to catching 25 passes for 183 yards (7.3 avg.)... Carried 54 times for 234 yards (4.3 avg.) with two touchdowns and made nine catches for 39 yards (4.3 avg.) in Denver's three postseason contests... Posted the third 100-yard rushing performance of his career (14-101-7.2 avg.) and scored on a career-long 28-yard run vs. G.B. (11/1)... Recorded just the fourth overtime touchdown in team history on a career-long 48-yard run and finished with 15 carries for 113 yards (7.5 avg.) with two touchdowns vs. N.E. (11/29)... Named AFC Offensive Player of the Week for his efforts vs. N.E.... Rushed 15 times for 72 yards (4.8 avg.) with a 1-yard touchdown and caught two passes for 11 yards (5.5 avg.) in Denver's AFC Divisional Playoff Game vs. Pit. (1/17)... Carried the ball 16 times for 72 yards (4.5 avg.) and caught three passes for 18 yards (6.0 avg.) in Denver's AFC Championship Game vs. N.E. (1/24)... Rushed 23 times for 90 yards (3.9 avg.) with one touchdown in Denver's Super Bowl 50 victory vs. Car. (2/7) to represent the third-highest rushing total by an undrafted running back in Super Bowl history.

2014: Anderson started 7-of-15 regular-season games played for the Broncos and totaled 849 yards on 179 rushes (4.7 avg.) with eight touchdowns in addition to catching 34 passes for 324 yards (9.5 avg.) with two scores... Selected to his first Pro Bowl to become just the fifth undrafted running back in NFL history to receive that honor... Finished the regular season with 10 total touchdowns (8 rush, 2 rec.) to represent the most by an undrafted Broncos running back in a single season... Racked up 163 yards from scrimmage (90 rush, 73 rec.) at Oak (11/9) after relieving injured starter Ronnie Hillman... Made his first career start at Stl. (11/16)... Posted the top two rushing performances by an undrafted player in team history in back-to-back weeks (167 vs. Mia. (11/23) and 168 yards at K.C. (11/30))... Earned FedEx Ground Player of the Week honors for his performance against the Chiefs... Led all NFL players with 709 total yards (472 rush, 237 rec.) in November, good for third in franchise history for yards from scrimmage in a single month... Paced the NFL with seven rushing touchdowns in December to tie for the third-most rushing scores by an undrafted player in a single month in NFL history... Tallied a career-high three rushing touchdowns vs. Buf. (12/7) and Oak. (12/28) to tie for third most in a game in club history... Named AFC Offensive Player of the Week for his three-touchdown performance against the Raiders.

ANDERSON: UNDRAFTED TO STARTER

MOST RUSHING YARDS BY AN UNDRAFTED PLAYER, SINGLE GAME, BRONCOS HISTORY

Player	Opponent (Date)	Att.	Yds.	Avg.	TD
1. C.J. Anderson	at K.C. (11/30/14)	32	168	5.3	0
2. C.J. Anderson	vs. Mia. (11/23/14)	27	167	6.2	1
3. C.J. Anderson	at Ind. (12/14/17)	30	158	5.3	0
4. Selvin Young	vs. K.C. (12/9/07)	17	156	9.2	0
5. Mike Bell	vs. Ind. (10/29/06)	15	136	9.1	2

ANDERSON OVER 400 YARDS FOR FOURTH CONSECUTIVE SEASON

MOST CONSECUTIVE SEASONS WITH 400 RUSHING YARDS, BRONCOS HISTORY

Player	Seasons	No.
1. Floyd Little	1968-73	6
Sammy Winder	1983-88	6
3. C.J. Anderson	2014-17	4
Terrell Davis	1995-98	4

2013: Anderson, who entered the NFL with Denver as a college free agent on May 1, appeared in five regular-season games, finishing his rookie season with 38 yards rushing on seven carries (5.4 avg.)... Missed the final three preseason games and the first seven contests of the regular season with a knee injury sustained during training camp... Made his NFL debut vs. Was. (10/27)... Rushed twice for nine yards (4.5 avg.) and caught his first career pass for 14 yards in Super Bowl XLVIII vs. Sea. (2/2).

COLLEGE: Anderson appeared in all 25 games (2 starts) in two seasons at the University of California-Berkley after transferring from Laney College... Rushed for 1,135 yards and 12 touchdowns on 198 carries (5.7 avg.) for the Golden Bears and added 22 receptions for 350 yards and two scores... Totaled 126 rushes for 790 yards (6.3 avg.) and four touchdowns as a senior while topping the 100-yard mark on three occasions... Earned first-team All-America honors and led the NorCal Conference in rushing during his final season at Laney College in 2010, racking up 1,644 yards and 13 touchdowns on 206 attempts (8.0 avg.).

PERSONAL: Anderson attended Bethel High School in Vallejo, Calif., where he rushed for nearly 4,000 yards during his prep career and led his team to four consecutive playoff appearances... Majored in interdisciplinary studies at Cal... Cortrelle Javon Anderson was born on Feb. 10, 1991.

ANDERSON'S REGULAR SEASON RECORD

Year	Club	RUSHING							RECEIVING				SCORING							
		G	S	No.	Yds.	Avg.	LG	TD	No.	Yds.	Avg.	LG	TD	TD	TDr	TDp	TDrt	2pt	Pts.	
2013	Denver	5	0	7	38	5.4	11	0	0	0	0.0	—	0	0	0	0	0	0	0	0
2014	Denver	15	7	179	849	4.7	27	8	34	324	9.5	51t	2	10	8	2	0	0	0	60
2015	Denver	15	6	152	720	4.7	48t	5	25	183	7.3	27	0	5	5	0	0	0	0	30
2016	Denver	7	7	110	437	4.0	28	4	16	128	8.0	25t	1	5	4	1	0	0	0	30
2017	Denver	15	15	227	946	4.2	40	3	28	224	8.0	25	1	4	3	1	0	1	26	
CAREER TOTALS		57	35	675	2,990	4.4	48t	20	103	859	8.3	51t	4	24	20	4	0	1	146	

ADDITIONAL STATISTICS: Miscellaneous tackles — 2014 (1), 2015 (5), TOTAL (6).

ANDERSON'S POSTSEASON RECORD

Year	Club	RUSHING							RECEIVING				SCORING							
		G	S	No.	Yds.	Avg.	LG	TD	No.	Yds.	Avg.	LG	TD	TD	TDr	TDp	TDrt	2pt	Pts.	
2013	Denver	1	0	2	9	4.5	6	0	1	14	14.0	14	0	0	0	0	0	0	0	0
2014	Denver	1	1	18	80	4.4	22	0	6	29	4.8	15	0	0	0	0	0	0	0	0
2015	Denver	3	1	54	234	4.3	34	2	9	39	4.3	8	0	2	2	0	0	0	0	12
CAREER TOTALS		5	2	74	323	4.4	34	2	16	82	5.1	15	0	2	2	0	0	0	0	12

ANDERSON'S SINGLE-GAME HIGHS

(Postseason in parentheses)

Rushes — 32 at Kansas City, 11/30/14 (23 vs. Carolina, 2/7/16). **Rushing yards** — 168 at Kansas City, 11/30/14 (90 vs. Carolina, 2/7/16). **Longest rush** — 48t vs. New England, 11/29/15 (34, twice, last vs. Carolina, 2/7/16). **Rushing touchdowns** — 3, twice, last vs. Oakland, 12/28/14 (1, twice, last vs. Carolina, 2/7/16). **Receptions** — 8, twice, last at Cincinnati, 12/22/14 (6 vs. Indianapolis, 1/11/15). **Receiving yards** — 86 at St. Louis, 11/16/14 (29 vs. Indianapolis, 1/11/15). **Longest reception** — 51t at Oakland, 11/9/14 (15 vs. Indianapolis, 1/11/15). **Receiving touchdowns** — 1, four times, last vs. Dallas, 9/17/17 (none). **Rushing yards in one quarter** — 71 (3rd) vs. Miami, 11/23/14 (36, twice, last vs. Carolina, 2/7/16). **Rushing yards in one half** — 114 (2nd) vs. Miami, 11/23/14 (66 (1st) vs. Indianapolis, 1/11/15). **Total yards** — 195 (167 rush, 28 rec.) vs. Miami, 11/23/14 (109 (80 rush., 29 rec.) vs. Indianapolis, 1/11/15). **Total touchdowns** — 3, twice, last vs. Oakland, 12/28/14 (1, twice, last vs. Carolina, 2/7/16).

ANDERSON'S 100-YARD RUSHING GAMES (7)


**denotes win (Anderson's teams are 7-0 when he records 100 or more yards rushing in a game.)*

Date	Opponent	No.	Yds.	Avg.	LG	TD
11/23/14	vs. Miami*	27	167	6.2	26	1
11/30/14	at Kansas City*	32	168	5.3	20	0
11/1/15	vs. Green Bay*	14	105	7.2	28t	1
11/29/15	vs. New England*	15	113	7.5	48t	2
10/24/16	vs. Houston*	16	107	6.7	19	1
9/17/17	vs. Dallas*	25	118	4.7	28	1
12/14/17	at Indianapolis*	30	158	5.3	16	0

C.J. ANDERSON'S 2017 GAME-BY-GAME

(Victories asterisked)

2017 DENVER (5-10)			RUSHING					RECEIVING					SCORING	
Date	Opponent	P/S	No.	Yds.	Avg.	LG	TD	No.	Yds.	Avg.	LG	TD	2pt.	Pts.
Sep 11	vs. LA Chargers*	S	20	81	4.1	18	0	1	7	7.0	7	0	0	0
Sep 17	vs. Dallas*	S	25	118	4.7	28	1	3	36	12.0	16t	1	0	12
Sep 24	at Buffalo	S	8	36	4.5	32	0	2	7	3.5	5	0	0	0
Oct 1	vs. Oakland*	S	20	95	4.8	40	0	4	17	4.3	8	0	0	0
Oct 15	vs. New York Giants	S	9	17	1.9	6	0	0	0	—	—	0	0	0
Oct 22	at LA Chargers	S	10	44	4.4	11	0	1	17	17.0	17	0	0	0
Oct 30	at Kansas City	S	15	78	5.2	12	0	1	7	7.0	7	0	0	0
Nov 5	at Philadelphia	S	9	134	1.4	4	0	0	0	—	—	0	0	0
Nov 12	vs. New England	S	10	54	5.4	21	0	1	1	1.0	1	0	0	0
Nov 19	vs. Cincinnati	S	13	37	2.8	7	1	2	19	9.5	13	0	0	6
Nov 26	at Oakland	S	5	12	2.4	4	0	0	0	—	—	0	0	0
Dec 3	at Miami	S	15	67	4.5	14	0	4	43	10.8	25	0	0	0
Dec 10	vs. New York Jets*	S	22	48	2.2	7	0	2	25	12.5	13	0	0	0
Dec 14	at Indianapolis*	S	30	158	5.3	16	0	0	0	—	—	0	0	0
Dec 24	at Washington	S	16	88	5.5	21	1	7	45	6.4	14	0	1	6
Season Totals		15/15	227	946	4.2	40	2	28	224	8.0	25	1	1	26



ZAIRE ANDERSON

50

INSIDE LINEBACKER

5-11 • 220 • 2ND YR. • NEBRASKA

BORN: Aug. 18, 1992, in Philadelphia

HIGH SCHOOL: Frankford High School, Philadelphia

ACQUIRED: College Free Agent, 2015

NFL YEAR: 2nd • **YEAR WITH BRONCOS:** 2nd

NFL GAMES PLAYED/STARTED: 31/3



ANDERSON AT A GLANCE:

- A second-year linebacker from the University of Nebraska who appeared in 31 games (3 starts) in 2016-17 after spending his entire rookie season competing on Denver's practice squad.
- Started 18-of-28 games in three seasons at Nebraska, registering 159 tackles (77 solo), five sacks (38 yds.), six passes defended, three forced fumbles and two fumble recoveries.
- Entered the NFL with Denver as a college free agent on May 2, 2015.

CAREER TRANSACTIONS: Signed by Denver as a college free agent 5/2/15; Waived by Denver 9/5/15; Signed by Denver (practice squad) 9/7/15; Signed by Denver to a future contract 2/10/16.



2017: Anderson played on special teams vs. LAC (9/11) and vs. Dal. (9/17)... Saw action on defense and special teams at Buf. (9/24)... Tallied two special-teams tackles vs. Oak. (10/1)... Played special teams vs. NYG (10/15)... Notched four solo tackles at LAC (10/22)... Started and made three tackles (1 solo) at K.C. (10/30)... Posted five tackles (4 solo) at Phi. (11/5)... Saw action on defense and special teams at N.E. (11/12)... Played on special teams vs. Cin. (11/19)... Assisted on one tackle and made one special-teams stop at Oak. (11/26)... Saw action on defense and special teams at Mia. (12/3)... Notched three solo tackles vs. NYJ (12/10)... Played on special teams at Ind. (12/14) and at Was. (12/24).

2016: Anderson played all 16 games (1 start), totaling seven tackles (4 solo) on defense to go along with seven tackles and one forced fumble on special teams... Made his NFL debut vs. Car. (9/8)... Forced a fumble on punt coverage and added one special-teams stop at Cin. (9/25)... Notched one solo tackle and one special-teams stop vs. Atl. (10/9)... Tallied two special-teams tackles vs. S.D. (10/30)... Played 27 defensive snaps and recorded a personal-best five tackles (3 solo) at Ten. (12/11)... Made his first career start vs. Oak. (1/1) before leaving the game with a neck injury.

2015: Anderson entered the NFL with Denver as a college free agent on May 2... Spent the entire 2015 season competing on Denver's practice squad after seeing action in all four preseason games.

COLLEGE: Anderson started 18-of-28 games in three seasons at the University of Nebraska after beginning his career at Riverside (Calif.) City College... Registered 159 tackles (77 solo), five sacks (38 yds.), six passes defended three forced fumbles and two fumble recoveries... Led the Cornhuskers with 103 tackles (48 solo) in addition to recording two sacks (16 yds.), five passes defended, three forced fumbles and two fumble recoveries as a senior, earning honorable-mention All-Big Ten Conference honors... Played 12 games (5 starts) as a junior, totaling 52 tackles (28 solo), three sacks (22 yds.) and one pass defended... Recorded 95 tackles, 6.5 sacks and two passes defended in 2011 at Riverside CC... Named a JC Gridwire All-American and the National Division East Conference Defensive Player of the Year in 2010 after finishing the year with 92 tackles, 17 tackles for a loss and nine sacks.

PERSONAL: Anderson played prep ball at Frankford High School in Philadelphia, where he was named a first-team All-Philadelphia Public selection his senior season... Earned his degree in child, youth and family sciences in 2014 and played his senior season as a graduate student at Nebraska... Zaire Anderson was born on Aug. 18, 1992, in Philadelphia.

ANDERSON'S REGULAR SEASON RECORD


Year	Club	G	S	UT	A	TT	S-Yds.	I-Yds.	PD	FF	FR	TD-Int.	TD-FR	S	Pts.
2015	Denver	PRACTICE SQUAD													
2016	Denver	16	1	4	3	7	0-0	0-0	0	0	0	0	0	0	0
2017	Denver	15	2	12	4	16	0-0	0-0	0	0	0	0	0	0	0
CAREER TOTALS		31	3	16	7	23	0-0	0-0	0	0	0	0	0	0	0

ADDITIONAL STATISTICS: Special-teams tackles — 2016 (7), 2017 (3), TOTAL (10). Special-teams FF — 2016 (1), TOTAL (1).

ZAIRE ANDERSON'S 2017 GAME-BY-GAME

(Victories asterisked)

2017 DENVER (5-10)		TACKLES								
Date	Opponent	P/S	UT	A	TT	S-Yds.	I-Yds.	PD	FF	FR
Sep 11	vs. LA Chargers*	P	0	0	0	0-0	0-0	0	0	0
Sep 17	vs. Dallas*	P	0	0	0	0-0	0-0	0	0	0
Sep 24	at Buffalo	P	0	0	0	0-0	0-0	0	0	0
Oct 1	vs. Oakland*	P	0	0	0	0-0	0-0	0	0	0
Oct 15	vs. New York Giants	P	0	0	0	0-0	0-0	0	0	0
Oct 22	at LA Chargers	P	4	0	4	0-0	0-0	0	0	0
Oct 30	at Kansas City	S	1	2	3	0-0	0-0	0	0	0
Nov 5	at Philadelphia	S	4	1	5	0-0	0-0	0	0	0
Nov 12	vs. New England	P	0	0	0	0-0	0-0	0	0	0
Nov 19	vs. Cincinnati	P	0	0	0	0-0	0-0	0	0	0
Nov 26	at Oakland	P	0	1	1	0-0	0-0	0	0	0
Dec 3	at Miami	P	0	0	0	0-0	0-0	0	0	0
Dec 10	vs. New York Jets*	P	3	0	3	0-0	0-0	0	0	0
Dec 14	at Indianapolis*	P	0	0	0	0-0	0-0	0	0	0
Dec 24	at Washington	P	0	0	0	0-0	0-0	0	0	0
Season Totals			15/2	12	4	16	0-0	0-0	0	0



ALLEN BARBRE

73

GUARD



6-4 • 310 • 10TH YR. • MISSOURI SOUTHERN

BORN: June 22, 1984, in Neosho, Mo.

HIGH SCHOOL: East Newton High School, Granby, Mo.

ACQUIRED: Trade (Philadelphia), 2017

NFL YEAR: 10th • **YEAR WITH BRONCOS:** 1st

NFL GAMES PLAYED/STARTED: 91/40 • **POSTSEASON GP/GS:** 3/0

BARBRE AT A GLANCE:

- A 10th-year offensive lineman who has appeared in 91 career regular-season games (40 starts) and three postseason contests with Green Bay (2007-09), Seattle (2010, '11), Miami (2010), Philadelphia (2013-16) and Denver (2017).
- Opened 29-of-44 regular season games in his four seasons with Philadelphia, starting 25 games at left guard and four contests at right tackle.
- Saw action in seven games in his two seasons with Seattle as a reserve offensive lineman.
- Appeared in 25 games (7 starts) during his first three NFL seasons with Green Bay, opening seven contests at right tackle in 2009.
- Chosen as a consensus All-American for Missouri Southern as a senior in 2006.
- Acquired by the Broncos in a trade with the Philadelphia on July 26, 2017.
- Selected by the Packers in the fourth round (119th overall) of the 2007 NFL Draft.

CAREER TRANSACTIONS: Signed by Green Bay as a draft choice 7/9/07; Waived by Green Bay 9/4/10; Signed by Seattle 9/28/10; Waived by Seattle 11/23/10; Signed by Miami 12/28/10; Released by Miami 9/6/11; Signed by Seattle 11/24/11; Released by Seattle 10/1/12; Signed by Philadelphia 1/15/13; Traded to Denver 7/26/17.



2017: Barbre played in Denver's regular-season opener vs. LAC (9/11)... Saw action at left guard and left tackle vs. Dal. (9/17)... Played left guard at Buf. (9/24), vs. Oak. (10/1) and vs. NYG (10/15)... Started at right tackle at LAC (10/22)... Saw action at left guard at K.C. (10/30) and at Phi. (11/5)... Opened at right tackle at N.E. (11/12), vs. Cin. (11/19) and at Oak. (11/26)... Played special teams at Mia. (12/3), vs. NYJ (12/10), at Ind. (12/14) and at Was. (12/24).

2016: Barbre started all 12 games played, seeing action at left guard (9) and right tackle (3)... Began the season at left guard, starting eight consecutive contests before missing two games with a hamstring injury... Returned from injury to open at right tackle vs. GB (11/28), at Cin. (12/4) and vs. Was. (12/11)... Started at left guard in Week 16 vs. NYG (12/22).

2015: Barbre started all 16 games for the first time in his career... Opened every game at left guard, helping Philadelphia rank 12th in the NFL in total offense (336.9 ypg).

2014: Barbre started the regular-season opener at right tackle before being placed on injured reserve with an ankle injury.

2013: Barbre played 15 games with Philadelphia, contributing on offense and special teams.

2012: Barbre competed in training camp with Seattle and was suspended for the first four games of the season... Did not appear on an NFL active roster after being waived on Oct. 1.

2011: Barbre appeared in four games with Seattle after competing in training camp with Miami... Was released by Miami on Sept. 6, and signed by Seattle on Nov. 24... Saw action in Seattle's final four regular-season games.

2010: Barbre played three games with Seattle and spent the final week of the season on Miami's active roster... Competed in training camp with Green Bay before being waived on Sept. 4... Signed by Seattle on Sept 28, and spent eight weeks on the team's active roster... Signed by Miami on Dec. 28, and was inactive in the regular-season finale.

2009: Barbre appeared in 10 games (7 starts) with Green Bay... Opened the first seven games of the season at right tackle... Made his first NFL start vs. Chi. (9/13).

2008: Barbre saw action in eight games with Green Bay.

2007: Selected by the Packers in the fourth round (119th overall) of the 2007 NFL Draft, Barbre appeared in seven regular-season games and two postseason contests... Made his NFL debut vs. S.D. (9/23)... Saw action in Green Bay's NFC Divisional Playoff Game vs. Sea. (1/12) and NFC Championship Game vs. NYG (1/20).

COLLEGE: Barbre was inducted into the Missouri Southern Athletics Hall of Fame in September, 2016, after

opening 33-of-37 contests at left tackle during his collegiate career... Named a consensus All-American, All-MIAA and All-Region first-team selection as a senior in 2006... Helped lead an offensive line that amassed 3,461 yards in 2006... Earned First-Team All-MIAA honors as a junior.

PERSONAL: Barbre attended East Newton High School in Granby, Mo... Allen Barbre (pronounced barber) was born on June 22, 1984, in Neosho, Mo.


BARBRE'S REGULAR SEASON RECORD

Year	Club	G	S
2007	Green Bay	7	0
2008	Green Bay	8	0
2009	Green Bay	10	7
2010	Seattle/Miami	3	0
2011	Seattle	4	0
2012	Seattle	0	0
2013	Philadelphia	15	0
2014	Philadelphia	1	1
2015	Philadelphia	16	16
2016	Philadelphia	12	12
2017	Denver	15	4
CAREER TOTALS		91	40

ADDITIONAL STATISTICS: *Miscellaneous tackles — 2009 (1), 2014 (1), 2015 (1), TOTAL (3). Miscellaneous FR — 2009 (1), TOTAL (1).*

BARBRE'S POSTSEASON RECORD

Year	Club	G	S
2007	Green Bay	2	0
2013	Philadelphia	1	0
CAREER TOTALS		3	0



SHAQUIL BARRETT

48

OUTSIDE LINEBACKER

6-1 • 250 • 4TH YR. • COLORADO STATE

BORN: Nov. 17, 1992, in Baltimore, Md.

HIGH SCHOOL: Boys Town (Neb.) High School

ACQUIRED: College Free Agent, 2014

NFL YEAR: 4th • YEAR WITH BRONCOS: 4th

NFL GAMES PLAYED/STARTED: 47/14 • POSTSEASON GP/GS: 3/0



BARRETT AT A GLANCE:

- A fourth-year outside linebacker who has played 47 games (14 starts) and three postseason contests with Denver, posting 105 tackles (76 solo), 11 sacks (72.5 yds.), six passes defended, six forced fumbles, three fumble recoveries, two blocked kicks and 15 special-teams stops.
- Played all 32 regular-season games (6 starts) for the Broncos during the last two seasons, combining for 6.5 sacks and four forced fumbles.
- Competed on the Broncos' practice squad for the majority of his rookie season in 2014 in addition to spending two weeks on the active roster.
- Appeared in 38 career games (35 starts) for Colorado State University and totaled 246 tackles (116 solo), 18 sacks (119 yds.), 32.5 tackles for loss (149 yds.) and three interceptions (101 yds.).
- Finished his career at CSU with seven forced fumbles, four fumble recoveries and three blocked kicks.
- Named Mountain West Conference Defensive Player of the Year as a senior for the Rams in 2013 after ranking fifth in the nation with 12 sacks (77 yds.) and 20.5 tackles for a loss (98 yds.).
- Entered the NFL with Denver as a college free agent on May 16, 2014.

CAREER TRANSACTIONS: Signed by Denver as a college free agent 5/16/14; Waived by Denver 8/30/14; Signed by Denver (practice squad) 9/1/14; Signed by Denver (active roster) 10/15/14; Waived by Denver 10/20/14; Signed by Denver (practice squad) 10/22/14; Signed by Denver (active roster) on 1/10/15.



2017: Barrett sacked Philip Rivers for seven yards vs. LAC (9/11)... Tied for the team-lead with seven tackles (4 solo) vs. Dal. (9/17)... Tallied two solo stops at Buf. (9/24) and vs. Oak. (10/1)... Recorded four tackles (3 solo) and sacked Eli Manning for 2 yards vs. NYG (10/15)... Had one solo tackle at LAC (10/22)... Strip-sacked Alex Smith (5 yds.) and made two solo stops at K.C. (10/30)... Notched two solo stops at Phi. (11/5)... Posted three tackles (2 solo) vs. N.E. (11/12)... Blocked a punt and made one solo tackle vs. Cin. (11/19)... Strip-sacked Derek Carr (5 yds.), recovered the fumble and posted two solo stops at Oak. (11/26)... Recorded one solo tackle and one special-teams stop at Mia. (12/3)... Saw action on defense and special teams vs. NYJ (12/10) and at Ind. (12/14)... Posted five tackles (4 solo) and two quarterback hits at Was. (12/24).

2016: Barrett played all 16 games and totaled 31 tackles (20 solo), 1.5 sacks (14.5 yds.), one forced fumble and two passes defended in addition to five special-teams stops... Registered six tackles (3 solo), 0.5 sacks (4.5 yds.) and one pass defended at T.B. (10/2)... Blocked an extra point attempt vs. S.D. (10/30)... Contributed four tackles (3 solo) and two special-teams stops at Oak. (11/6)... Sacked Drew Brees for -10 yards at N.O. (11/13)... Recorded two tackles (1 solo), one forced fumble and two special-teams stops at K.C. (12/25).

2015: Barrett saw action in all 16 games (6 starts) and three postseason contests, posting 41 tackles (28 solo), 5.5 sacks (39 yds.), four passes defended, four forced fumbles, two fumble recoveries and nine special-teams tackles... Tallied two tackles and one special-teams stop in Denver's three postseason contests... Made one tackle and one special-teams stop in his NFL debut vs. Bal. (9/13)... Strip-sacked Lions QB Matthew Stafford in the fourth quarter on *Sunday Night Football*... Recorded four tackles (2 solo), one sack (7 yds.), one forced fumble on special teams and three solo special-teams stops at Oak. (10/11)... Started his first career game at Cle. (10/18), finishing with nine tackles (6 solo), 1.5 sacks (10 yds.), three tackles for loss, one pass defended, one forced fumble and one fumble recovery... Notched four tackles (3 solo) and recovered a special-teams fumble that led to a fourth-quarter touchdown vs. N.E. (11/29)... Posted three solo stops, one sack (3 yds.) and one pass defended at S.D. (12/6)... Sacked Raiders QB Derek Carr for 12 yards and posted three solo tackles and one special-teams stop vs. Oak. (12/13)... Tallied two solo tackles and forced one fumble vs. S.D. (1/3)... Assisted on one tackle each in Denver's AFC Divisional Playoff Game vs. Pit. (1/17) and in Denver's AFC Championship Game vs. N.E. (1/24)... Posted one special-teams stop in Denver's Super Bowl 50 victory vs. Car. (2/7).

2014: Barrett, who entered the NFL with the Broncos as a college free agent, spent 16 weeks of the regular season competing on the club's practice squad... Was on the 53-man roster for the club's Week 7 game vs. S.F. (10/19) but was not activated... Active but did not play in Denver's AFC Divisional Playoff Game vs. Ind. (1/11).

COLLEGE: Barrett played three seasons (2011-13) for Colorado State University after transferring from the



University of Nebraska-Omaha, which dropped its football program... Started 35-of-38 games for CSU and totaled 246 tackles (116 solo), 18 sacks (119 yds.), 32.5 tackles for a loss (149 yds.), three interceptions (101 yds.), six passes defended, seven forced fumbles, four fumble recoveries and three blocked kicks... Named Mountain West Conference Defensive Player of the Year as a senior in 2013 after ranking fifth in the nation with 12 sacks (77 yds.) and 20.5 tackles for a loss (98 yds.).

PERSONAL: Attended Boys Town (Neb.) High School, where he was an all-state defensive lineman... Named Athlete of the Year at Boys Town... Shaquil Akeem Barrett was born on Nov. 17, 1992, in Baltimore, Md.

BARRETT'S REGULAR SEASON RECORD

Year	Club	G	S	UT	A	TT	S-Yds.	I-Yds.	PD	FF	FR	TD-Int.	TD-FR	S	Pts.
2014	Denver	0	0	0	0	0	0-0	0-0	0	0	0	0	0	0	0
2015	Denver	16	6	28	13	41	5.5-39	0-0	4	3	1	0	0	0	0
2016	Denver	16	0	20	11	31	1.5-14.5	0-0	2	1	0	0	0	0	0
2017	Denver	15	8	27	6	33	4-19	0-0	0	2	1	0	0	0	0
CAREER TOTALS		47	14	75	30	105	11-72.5	0-0	6	6	2	0	0	0	0

ADDITIONAL STATISTICS: Special-teams tackles — 2015 (9), 2016 (5), 2017 (1), TOTAL (15). Special-teams FF — 2015 (1), TOTAL (1). Special-teams FR — 2015 (1), TOTAL (1). Blocked extra point — 2016 (1), TOTAL (1). Blocked punt — 2017 (1), TOTAL (1).

BARRETT'S POSTSEASON RECORD

Year	Club	G	S	UT	A	TT	S-Yds.	I-Yds.	PD	FF	FR	TD-Int.	TD-FR	S	Pts.
2014	Denver	0	0	0	0	0	0-0	0-0	0	0	0	0	0	0	0
2015	Denver	3	0	0	2	2	0-0	0-0	0	0	0	0	0	0	0
CAREER TOTALS		3	0	0	2	2	0-0	0-0	0	0	0	0	0	0	0

ADDITIONAL STATISTICS: Special-teams tackles — 2015 (1), TOTAL (1).

BARRETT'S SINGLE-GAME HIGHS

(Postseason in parentheses)

Tackles — 9 at Cleveland, 10/18/15 (1, twice, last vs. New England, 1/24/16). **Sacks** — 1.5 at Cleveland, 10/18/15 (none). **Forced fumbles** — 1, six times, last at Oakland, 11/26/17 (none). **Recovered fumbles** — 1, twice, at Oakland, 11/26/17 (none). **Special-teams tackles** — 3 at Oakland, 10/1/15 (1 vs. Carolina, 2/7/16).

SHAQUIL BARRETT'S 2017 GAME-BY-GAME

(Victories asterisked)

2017 DENVER (5-10)		TACKLES									
Date	Opponent	P/S	UT	A	TT	S-Yds.	I-Yds.	PD	FF	FR	
Sep 11	vs. LA Chargers*	S	1	0	1	1-7	0-0	0	0	0	
Sep 17	vs. Dallas*	S	4	3	7	0-0	0-0	0	0	0	
Sep 24	at Buffalo	S	2	0	2	0-0	0-0	0	0	0	
Oct 1	vs. Oakland*	S	2	0	2	0-0	0-0	0	0	0	
Oct 15	vs. New York Giants	S	3	1	4	1-2	0-0	0	0	0	
Oct 22	at LA Chargers	S	1	0	1	0-0	0-0	0	0	0	
Oct 30	at Kansas City	P	2	0	2	1-5	0-0	0	1	0	
Nov 5	at Philadelphia	P	2	0	2	0-0	0-0	0	0	0	
Nov 12	vs. New England	P	2	1	3	0-0	0-0	0	0	0	
Nov 19	vs. Cincinnati	P	1	0	1	0-0	0-0	0	0	0	
Nov 26	at Oakland	S	2	0	2	1-5	0-0	0	1	1	
Dec 3	at Miami	P	1	0	1	0-0	0-0	0	0	0	
Dec 10	vs. New York Jets*	P	0	0	0	0-0	0-0	0	0	0	
Dec 14	at Indianapolis*	P	0	0	0	0-0	0-0	0	0	0	
Dec 24	at Washington	S	4	1	5	0-0	0-0	0	0	0	
Season Totals			15/8	26	6	32	4-19	0-0	0	2	1



GARETT BOLLES

TACKLE



6-5 • 300 • R • UTAH

BORN: May 27, 1992, in Lehi, Utah

HIGH SCHOOL: Westlake (Utah) High School

ACQUIRED: Draft #1 (20th overall), 2017

NFL YEAR: 1st • **YEAR WITH BRONCOS:** 1st

NFL GAMES PLAYED/STARTED: 15/15

BOLLES AT A GLANCE:

- A rookie left tackle who has started 15 games with Denver in his initial NFL season.
- Started all 13 games played at left tackle in his only season at the University of Utah after beginning his collegiate career at Snow College.
- Named First-Team All-Pacific-12 Conference after playing 891 snaps for the Utes during his junior season in 2016.
- Opened all 21 games played at Snow College (2014-15), earning National Junior College Athletic Association honors following his freshman and sophomore seasons.
- Attended Westlake (Utah) High School, where he played on both the offensive and defensive lines in addition to participating in lacrosse.
- Served on an LDS Church Mission in Colorado Springs, Colo., for two years before attending Snow College.
- Declared for the NFL Draft following his junior season at Utah.
- Selected by the Broncos in the first round (20th overall) of the 2017 NFL Draft.

CAREER TRANSACTIONS: Signed by Denver as a draft choice 5/11/17.



2017: Bolles became just the sixth rookie to start at left tackle for the Broncos in Week 1 (vs. LAC) since starting lineups were tracked beginning in 1968... Opened the game vs. Dal. (9/17) at left tackle before leaving with an injury... Started at left tackle at Buf. (9/24), vs. Oak. (10/1), vs. NYG (10/15), at LAC (10/22), at K.C. (10/30), at Phi. (11/5), vs. N.E. (11/12), vs. Cin. (11/19), at Oak. (11/26), at Mia. (12/3), vs. NYJ (12/10), at Ind. (12/14) and at Was. (12/24).


COLLEGE: Bolles was named to the All-Pacific-12 First-Team in his only season with the University of Utah after opening all 13 games played (891 total snaps) at left tackle... Signed with Utah as the No. 1 overall junior college prospect... Contributed to the Utes averaging close to 30 points per game... Helped Utah's rushing offense rank third in the Pac-12 with 214.0 rushing yards per game... Played on an offensive line that allowed just 2.1 sacks per game... Earned NJCAA first-team All-American honors following his sophomore season at Snow College, starting all 11 games played... Named the 2015 Western State Football League Offensive Player of the Year in addition to picking up All-WSFL first-team honors... Helped Snow College finish No. 2 in the NJCAA rankings after winning the WSFL championship and Salt City Bowl.

PERSONAL: Bolles played on the offensive and defensive lines at Westlake (Utah) High School... Also competed in lacrosse... Last name is pronounced bowls... Served an LDS Church Mission in Colorado Springs, Colo., before playing collegiate football... Lists Greg and Emily Freeman as guardians after moving in with the Freeman family during high school... Garrett Bolles was born on May 27, 1992, in Lehi, Utah.

BOLLES' REGULAR SEASON RECORD

Year	Club	G	S
2017	Denver	15	15
CAREER TOTALS		15	15

ADDITIONAL STATISTICS: Miscellaneous tackles — 2017 (3), TOTAL (3).



DEVONTAE BOOKER

20

RUNNING BACK

5-11 • 219 • 2ND YR. • UTAH

BORN: May 27, 1992, in Sacramento, Calif.

HIGH SCHOOL: Grant Union High School, Sacramento, Calif.

ACQUIRED: Draft #4 (136th overall), 2016

NFL YEAR: 2nd • **YEAR WITH BRONCOS:** 2nd

NFL GAMES PLAYED/STARTED: 28/6



BOOKER AT A GLANCE:

- A second-year running back who rushed 174 times for a team-high 612 yards (3.5 avg.) with four touchdowns in his initial NFL season in 2016.
- Became the 13th rookie in Broncos history and first since 2009 to lead the team in rushing.
- Started 19-of-23 games played at the University of Utah after beginning his collegiate career at American River College.
- Rushed for 2,773 yards on 560 carries (5.0 avg.) with 21 touchdowns and caught 80 passes for 624 yards (7.8 avg.) with two touchdowns in his two seasons at Utah.
- Attended Grant Union High School in Sacramento, Calif., where he rushed for 2,884 yards and 45 touchdowns as a senior and was named to the *Sacramento Bee's* all-metro teams in 2008 and '09.
- Selected by the Broncos in the fourth round (136th overall) of the 2016 NFL Draft.

CAREER TRANSACTIONS: Signed by Denver as a draft choice 5/13/16.



2017: Booker was inactive vs. LAC (9/11) and vs. Dal. (9/17) after spending the entire preseason on the PUP list... Was inactive at Buf. (9/24)... Made his regular-season debut vs. Oak. (10/1), finishing with three carries for 14 yards (4.7 avg.)... Caught four passes for 78 yards (19.5 avg.) vs. NYG (10/15)... Carried two times for six yards and caught three passes for 22 yards (7.3 avg.) at LAC (10/22)... Rushed six times for 40 yards (6.7 avg.) with one touchdown and caught three passes for 14 yards at K.C. (10/30)... Carried six times for 21 yards (3.5 avg.) and caught two passes for nine yards (4.5 avg.) at Phi. (11/5)... Rushed eight times for 24 yards (3.0 avg.), caught one pass for five yards and returned five kickoffs for 107 yards (21.4 avg.) vs. N.E. (11/12)... Carried 14 times for 44 yards (3.1 avg.) and caught five passes for 54 yards (10.8 avg.) vs. Cin (11/19)... Rushed six times for 11 yards and caught two passes for 22 yards (11.0 avg.) at Oak. (11/26)... Carried two times for eight yards (4.0 avg.) before leaving the game with an illness at Mia. (12/3)... Posted nine carries for 22 yards (2.4 avg.) in addition to catching two passes for 12 yards (6.0 avg.) vs. NYJ (12/10)... Rushed 11 times for 39 yards (3.5 avg.) and caught one pass for 10 yards at Ind. (12/14)... Carried eight times for 47 yards (5.9 avg.) and caught five passes for 24 yards (4.8 avg.) at Was. (12/24).

2016: Selected by the Broncos in the fourth round (136th overall) of the 2016 NFL Draft, Booker led the team in rushing with 174 carries for 612 yards (3.5 avg.) with four touchdowns... Added 31 catches for 265 yards (8.5 avg.) with one touchdown... Became the 13th rookie in team history and first since 2009 (Knowshon Moreno) to lead the team in rushing... Carried three times for eight yards (2.7 avg.) in his NFL debut vs. Car. (9/8)... Scored his first career touchdown (1 yd.) and finished with 17 carries for 83 yards (4.9 avg.) vs. Hou. (10/24)... Rushed 24 times for 76 yards (3.2 avg.) at N.O. (11/13)... Rushed 24 times for 79 yards (3.3 avg.) and caught one pass for 22 yards vs. K.C. (11/27)... Carried 18 times for 35 yards (1.9 avg.) at Jac. (12/4)... Recorded his first two-touchdown game vs. Oak. (1/1), finishing with 14 carries for 57 yards (4.1 avg.) with one score and two

BOOKER LEADS BRONCOS IN RUSHING AS A ROOKIE

ROOKIE RUNNING BACKS TO LEAD BRONCOS IN RUSHING. SINGLE SEASON

Year	Player	Yards
1960	Dave Rolle	501
1963	Billy Joe	649
1967	Floyd Little	381
1982	Gerald Willhite	347
1989	Bobby Humphrey	1,151
1995	Terrell Davis	1,117
1999	Olandis Gary	1,159
2000	Mike Anderson	1,487
2002	Clinton Portis	1,508
2007	Selvin Young	729
2008	Peyton Hillis	343
2009	Knowshon Moreno	947
2016	Devontae Booker	612

catches for 52 yards (26.0 avg.) with one touchdown... Became just the seventh Broncos rookie—and the first in 15 years (Clinton Portis, 12/15/12)—to record a touchdown on the ground and through the air in the same game.

COLLEGE: Booker started 19-of-23 games played at the University of Utah after beginning his collegiate career at American River College... Opened the first 10 games of 2015 before suffering a season-ending knee injury, finishing with 1,261 yards on 268 carries (4.7 avg.) with 11 touchdowns in addition to catching 37 passes for 318 yards (8.6 avg.)... Led the nation with 305 touches from scrimmage (30.5 per game) and carries per game (26.8) at the time of his knee injury... Named a Maxwell Award semifinalist (national player of the year) and Doak Walker Award semifinalist (nation's top running back) in addition to earning All-Pac-12 second-team honors... Started 9-of-13 contests his junior season, finishing with 292 carries for 1,512 yards (5.2 avg.) with 10 touchdowns in addition to 43 catches for 306 yards (7.1 avg.) with two touchdowns... Posted the second-most yards (1,512) and third-most carries (292) in school history, earning a first-team All-Pac-12 selection... Did not play football during the 2013 season.

PERSONAL: Booker attended Grant Union High School in Sacramento, Calif., where he rushed for 2,884 yards and 45 touchdowns as a senior... Helped Grant High to the 2008 CIF State Open Division state title as a junior, leading the team in rushing yards (1,850) and touchdowns (36)... Named to the *Sacramento Bee's* all-metro teams in 2008 and 2009... Received a bachelor's degree in sociology in December of 2015... Devontae Booker was born on May 27, 1992, in Sacramento, Calif.

BOOKER'S REGULAR SEASON RECORD

Year	Club	G	S	No.	RUSHING				RECEIVING				SCORING						
					Yds.	Avg.	LG	TD	No.	Yds.	Avg.	LG	TD	TD	TDr	TDp	TDrt	2pt	Pts.
2016	Denver	16	6	174	612	3.5	18	4	31	265	8.5	43t	1	5	4	1	0	0	30
2017	Denver	12	0	76	278	3.7	26	1	29	250	8.6	29	0	1	1	0	0	0	6
CAREER TOTALS		28	6	250	890	3.6	26	5	60	515	8.6	43t	1	6	5	1	0	0	36

ADDITIONAL STATISTICS: Special-teams tackles — 2017 (1), TOTAL (1). Miscellaneous tackles — 2016 (1), TOTAL (1). Miscellaneous FR — 2016 (2), TOTAL (2). Kickoff returns — 2017 (10 for 213 yards, 21.3 avg., 28 LG, 0 TD), TOTAL (10 for 213 yards, 21.3 avg., 28 LG, 0 TD).

BOOKER'S SINGLE-GAME HIGHS

(Postseason in parentheses)

Rushes — 24, twice, last vs. Kansas City, 11/27/16 (none). **Rushing yards** — 83 vs. Houston, 10/24/16 (none). **Longest rush** — 26 at Kansas City, 10/30/17 (none). **Rushing touchdowns** — 1, four times, last vs. Oakland, 1/1/17 (none). **Receptions** — 6 at Kansas City, 12/25/16 (none). **Receiving yards** — 78 vs. New York Giants, 10/15/17 (none). **Longest reception** — 43t vs. Oakland, 1/1/17 (none). **Receiving touchdowns** — 1 vs. Oakland, 1/1/17 (none). **Total touchdowns** — 2 vs. Oakland, 1/1/17 (none).

DEVONTAE BOOKER'S 2017 GAME-BY-GAME

(Victories asterisked)

2017 DENVER (5-10)		P/S	RUSHING					RECEIVING				SCORING		
Date	Opponent		No.	Yds.	Avg.	LG	TD	No.	Yds.	Avg.	LG	TD	2pt.	Pts.
Sep 11	vs. LA Chargers*													
Sep 17	vs. Dallas*													
Sep 24	at Buffalo													
Oct 1	vs. Oakland*	P	3	14	4.7	5	0	0	0	—	—	0	0	0
Oct 15	vs. New York Giants	P	1	2	2.0	2	0	4	78	19.5	29	0	0	0
Oct 22	at LA Chargers	P	2	6	3.0	6	0	3	22	7.3	15	0	0	0
Oct 30	at Kansas City	P	6	40	6.7	26	1	3	14	4.7	11	0	0	6
Nov 5	at Philadelphia	P	6	21	3.5	9	0	2	9	4.5	11	0	0	0
Nov 12	vs. New England	P	8	24	3.0	7	0	1	5	5.0	5	0	0	0
Nov 19	vs. Cincinnati	P	14	44	3.1	8	0	5	54	10.8	21	0	0	0
Nov 26	at Oakland	P	6	11	1.8	4	0	2	22	11.0	19	0	0	0
Dec 3	at Miami	P	2	8	4.0	5	0	1	0	0.0	0	0	0	0
Dec 10	vs. New York Jets*	P	9	22	2.4	6	0	2	12	6.0	7	0	0	0
Dec 14	at Indianapolis*	P	11	39	3.5	12	0	1	10	10.0	10	0	0	0
Dec 24	at Washington	P	8	47	5.9	11	0	5	24	4.8	19	0	0	0
Season Totals		12/0	76	278	3.7	26	1	29	250	8.6	29	0	0	6



JAMAL CARTER

20

SAFETY



6-1 • 215 • R • MIAMI

BORN: April 12, 1994, in Naranja, Fla.

HIGH SCHOOL: Southbridge High School, Miami, Fla.

ACQUIRED: College Free Agent, 2017

NFL YEAR: 1st • **YEAR WITH BRONCOS:** 1st

NFL GAMES PLAYED/STARTED: 15/0

CARTER AT A GLANCE:

- A rookie safety from the University of Miami who made the Broncos out of training camp in 2017 as a college free agent and has appeared in 15 games.
- Played 50 games (15 starts) in four seasons at Miami (2013-16), totaling 165 tackles (96 solo), two interceptions and 10 passes defended.
- Entered the NFL with Denver as a college free agent on May 15, 2017.

CAREER TRANSACTIONS: Signed by Denver as a college free agent on 5/15/17.



2017: Carter became the 13th in undrafted Bronco in 14 seasons to make the first 53-man roster after leading all Broncos in the preseason with 19 tackles (13 solo)... Made his NFL debut vs. LAC (9/11)... Saw action vs. Dal. (9/17)... Notched one special-teams stop at Buf. (9/24)... Played vs. Oak. (10/1), vs. NYG (10/15), at LAC (10/22) and at K.C. (10/30)... Tallied one special-teams tackle at Phi. (11/5)... Saw action on special teams vs. N.E. (11/12) and vs. Cin. (11/19)... Played on defense and special teams at Oak. (11/26)... Made one special-teams tackle at Mia. (12/3)... Assisted on one tackle vs. NYJ (12/10)... Saw extensive action on defense for the first time in his career, finishing with three solo tackles... Notched two defensive tackles at Was. (12/24).

COLLEGE: Carter saw action in 50 games (15 starts) at the University of Miami (Fla.), totaling 165 tackles (96 solo), two interceptions (48 yds.) and 10 passes defended... Opened 12-of-13 games played as a senior, leading the team with 85 tackles (53 solo) in addition to posting three passes defended... Recorded a career-best nine tackles at Georgia Tech (10/1)... Appeared in 12 games (1 start) as a junior, recording 49 tackles (23 solo), one interception (48 yds.), three passes defended and one forced fumble... Played 13 games (2 starts) as a sophomore and finished with 26 tackles (15 solo), one interception and six passes defended... Saw action in all 12 games as a true freshman, seeing action on special teams and returning four kickoffs for 60 yards.

PERSONAL: Carter recorded 73 tackles and one interception as a senior at Southbridge Senior High School in Miami, Fla... Jamal Carter was born on April 12, 1994, in Naranja, Fla.

CARTER'S REGULAR SEASON RECORD

Year	Club	G	S	UT	A	TT	S-Yds.	I-Yds.	PD	FF	FR	TD-Int.	TD-FR	S	Pts.
2017	Denver	15	0	4	2	6	0-0	0-0	0	0	0	0	0	0	0
CAREER TOTALS		15	0	4	2	6	0-0	0-0	0	0	0	0	0	0	0

ADDITIONAL STATISTICS: Special-teams tackles — 2017 (3), TOTAL (3).

JAMAL CARTER'S 2017 GAME-BY-GAME

(Victories asterisked)

2017 DENVER (5-10)		TACKLES									
Date	Opponent	P/S	UT	A	TT	S-Yds.	I-Yds.	PD	FF	FR	
Sep 11	vs. LA Chargers*	P	0	0	0	0-0	0-0	0	0	0	
Sep 17	vs. Dallas*	P	0	0	0	0-0	0-0	0	0	0	
Sep 24	at Buffalo	P	0	0	0	0-0	0-0	0	0	0	
Oct 1	vs. Oakland*	P	0	0	0	0-0	0-0	0	0	0	
Oct 15	vs. New York Giants	P	0	0	0	0-0	0-0	0	0	0	
Oct 22	at LA Chargers	P	0	0	0	0-0	0-0	0	0	0	
Oct 30	at Kansas City	P	0	0	0	0-0	0-0	0	0	0	
Nov 5	at Philadelphia	P	0	0	0	0-0	0-0	0	0	0	
Nov 12	vs. New England	P	0	0	0	0-0	0-0	0	0	0	
Nov 19	vs. Cincinnati	P	0	0	0	0-0	0-0	0	0	0	
Nov 26	at Oakland	P	0	0	0	0-0	0-0	0	0	0	
Dec 3	at Miami	P	0	0	0	0-0	0-0	0	0	0	
Dec 10	vs. New York Jets*	P	0	1	1	0-0	0-0	0	0	0	
Dec 14	at Indianapolis*	P	3	0	3	0-0	0-0	0	0	0	
Dec 24	at Washington	P	1	1	2	0-0	0-0	0	0	0	
Season Totals			15/0	4	2	6	0-0	0-0	0	0	0



JAMAAL CHARLES

28

RUNNING BACK

5-11 • 199 • 10TH YR. • TEXAS

BORN: Dec. 27, 1986, in Port Arthur, Texas

HIGH SCHOOL: Memorial High School, Port Arthur, Texas

ACQUIRED: Free Agent, 2017

NFL YEAR: 10th • **YEAR WITH BRONCOS:** 1st

NFL GAMES PLAYED/STARTED: 116/69 • **POSTSEASON GP/GS:** 2/1



CHARLES AT A GLANCE:

- A 10th-year player who in his first nine NFL seasons with Kansas City (2008-16) amassed the most rushing yards in Chiefs history (7,260).
- Rushed 69 times for 296 yards (4.3 avg.) with one touchdown in addition to catching 23 passes for 129 yards (5.6 avg.) in his first season with Denver in 2017.
- Boasts the second-highest career rushing average (5.4) in NFL history, averaging more than five yards per carry in every NFL season he has played more than four games.
- Reached 10,000 scrimmage yards (7,495 rushing; 2,505 receiving), the 10th most among active NFL players, in his 110th game.
- Named to four Pro Bowls (2010, 2012-14) in addition to earning three Associated Press All-Pro honors (first team—2010, '13; second team—2012).
- Appeared in 103 regular-season games (69 starts) and two postseason contests (1 start), totaling 1,332 rushes for 7,260 yards (5.5 avg.) with 43 touchdowns to go along with 285 receptions for 2,457 yards (8.6 avg.) with 20 touchdowns.
- Recorded 23 career 100-yard rushing games and has topped 200 yards on three occasions.
- Topped 1,000 yards rushing in five of six seasons from 2009-2014, posting the sixth-most rushing yards (6,499) in the NFL during that span.
- Led the NFL with 33 combined touchdowns (21 rushing and 12 receiving) between the 2013-14 seasons.
- Rushed for 3,328 yards and 36 touchdowns on 533 carries (6.2 avg.) to go along with 49 catches for 539 yards (11.0 avg.) with three scores during his three seasons (2005-07) at the University of Texas.
- Received four All-America honors for the Longhorns in track and field (60m indoor, 100m outdoor, 200m outdoor, 4x100m relay outdoor).
- Joined the Broncos as a free agent on May 2, 2017.
- Selected by Kansas City in the third round (73rd overall) of the 2008 NFL Draft

28's TROPHY CASE

Pro Bowls (4) 2010, 2012-14
All-Pro (First Team) (2) 2010, '13
All-Pro (Second Team) (1) 2012

CAREER TRANSACTIONS: Signed by Kansas City as a draft choice 7/21/08; Released by Kansas City 2/28/17; Signed by Denver 5/2/17.



2017: Charles made his Broncos debut vs. LAC (9/11), and finished with 10 rushes for 40 yards (4.0 avg.)... Carried nine times for 46 yards (5.1 avg.) and caught one pass for six yards vs. Dal. (9/17)... Rushed nine times for 56 yards (6.2 avg.) with one touchdown, tying Jason Witten for the 11th most touchdowns (65) among active players... Rushed five times for 33 yards (6.6 avg.) and caught one pass for 14 yards vs. Oak. (10/1)... Rushed five times for 19 yards (3.8 avg.) and caught one pass for 2 yards vs. NYG (10/15)... Carried four times and caught four passes for 20 yards at LAC (10/22)... Totaled 39 rushing yards on eight carries (4.9 avg.) along with five yards on one reception at K.C. (10/30) to give him exactly 10,000 scrimmage yards for his career... Caught four passes for 23 yards (5.8 avg.) at Phi. (11/5)... Carried eight times for 38 yards (4.8 avg.) vs. N.E. (11/12)... Rushed three times for seven yards (2.3 avg.) vs. Cin. (11/19)... Caught two passes for seven yards (3.5 avg.) and rushed once for three yards at Oak. (11/26)... Rushed three times for 12 yards (4.0 avg.) and led the team with five receptions for 39 yards (7.8 avg.) at Mia. (12/3)... Caught three passes for 12 yards (4.0 avg.) vs. NYJ (12/10)... Played at Ind. (12/14)... Was inactive at Was. (12/24).

2016: Charles saw action in three games for Kansas City, rushing 12 times for 40 yards (3.3 avg.) with one touchdown and catching two passes for 14 yards (7.0 avg.)... Was inactive for the first three games before making his season-debut at Pit. (10/2)... Played two more contests before being placed on injured reserve on Nov. 1.

CHARLES TOP NFL RUNNING BACK IN CAREER RUSHING AVERAGE

HIGHEST CAREER RUSHING AVG., RUNNING BACKS, CAREER, MIN. 750 ATT.

Player	Years	Att.	Yds.	Avg.	TD
1. Jamaal Charles, K.C./Den.	2008-present	1,401	7,556	5.40	44
2. Jim Brown, Cle.	1957-65	2,359	12,312	5.22	106
3. Merucry Morris, Mia./S.D.	1969-76	804	4,133	5.14	31
4. Gale Sayers, Chi.	1965-71	991	4,133	5.00	39
5. Barry Sanders, Det.	1989-98	3,062	15,269	4.99	99

2015: Charles started the first five games of the season before tearing his ACL and missing the rest of the season... Rushed 71 times for 364 yards (5.1 avg.) with four touchdowns in addition to catching 21 passes for 177 yards (8.4 avg.) with one score... Rushed for more than 100 yards for the 23rd time in his career (21-125-1 TD) vs. Den. (9/17)... Placed on injured reserve on Oct. 13.

2014: Charles opened all 15 games played and recored his Chiefs' franchise-record fifth 1,000-yard rushing season... Earned his fourth Pro Bowl invitation after scoring 14 total touchdowns... Finished the season with 206 carries for 1,033 yards (5.0 avg.) with nine touchdowns... Added 40 receptions for 291 yards (8.3 avg.) with five touchdowns... Scored in eight consecutive games through the ground or air from Weeks 7-14... Produced his highest rushing output of the season vs. Sea. (11/16), finishing with 20 carries for 159 yards (8.0 avg.) with two touchdowns.

2013: Charles amassed an AFC-high 1,980 yards from scrimmage (1,287 rushing, 693 receiving) while earning Associated Press First-Team All-Pro honors for the second time in his career and his second consecutive Pro Bowl nod... Scored 19 total touchdowns (12 rushing and seven receiving) to give him the most points (114) in the NFL among non-kickers... Led the NFL with 12 rushing touchdowns... Ranked first in the AFC and third in the NFL with 1,287 rushing yards on 259 carries (5.0 avg.)... Added a career-high 70 receptions for 693 yards (9.9 avg.) with seven touchdowns... Topped 100-yards rushing four times while adding his second career 100-yard receiving outing... Became the fifth player in team history to record more than 1,000 career rushing attempts, crossing that mark against Denver (12/1)... Had a career day at Oakland (12/15), catching a career-high eight passes for a career-best 195 yards with four receiving touchdowns and adding one rushing score... Became the first player in NFL history to record four receiving touchdowns and at least one rushing touchdown in the same game... Scored the second-most touchdowns in NFL history (tied with 12 other players) and the most in a single game since the AFL-NFL merger in 1970 in the game against the Raiders.

2012: Charles returned from a season-ending knee injury the second game of the 2011 season to rush 285 times for a career-high 1,509 yards (5.3 avg.) with five touchdowns, earning a trip to his second Pro Bowl... Named Second-Team All-Pro by the Associated Press after recording six 100-yard rushing games, including two 200-yard rushing outings... Topped the 200-yard rushing mark for the first time in his career at N.O. (9/23), finishing with a career-high 33 rushes for 233 yards (7.1 avg.) with one touchdown... Joined Pro Football Hall of Famer Jim Brown as the only players in NFL history to record at least 225 rushing yards and 50 receiving yards in the same game against New Orleans... Ran for more than 100 yards in three consecutive games from Weeks 12-14... Registered his second 200-yard rushing game vs. Ind. (12/23), totaling 22 carries for 226 yards (10.3 avg.) with one touchdown.

2011: Charles played two games (1 start) before suffering a season-ending injury and being placed on injured reserve on Sept. 21.

2010: Charles earned his first Pro Bowl selection after rushing for the second-most rushing yards (1,467) in the league on 230 carries (6.4 avg.) with five touchdowns... Added 45 catches for 468 yards (10.4 avg.) with three touchdowns... Rushed for more than 85 yards in 10 games, including four games with more than 100 yards... Made his postseason debut in Kansas City's AFC Wild Card Game vs. Bal. (1/9), finishing with nine carries for 82 yards (9.1 avg.), including a 41-yard touchdown.

2009: Charles started 10-of-15 games played, posting his first career 1,000-yard rushing season... Finished with 190 carries for 1,120 yards (5.9 avg.) with seven touchdowns while adding 40 receptions for 297 yards (7.4 avg.) with one touchdown... Contributed on special teams, returning 36 kickoffs for 925 yards (25.7 avg.) with one touchdown and making five special-teams stops... Amassed 655 yards on 94 carries (7.0 avg.) with four touchdowns during the final four games of the season... Topped the 200-yard rushing mark in the season finale at Den. (1/3), rushing 25 times for 259 yards (10.4 avg.) with two touchdowns.

2008: Selected by Kansas City in the third round of the 2008 NFL Draft (73rd overall), Charles appeared in all 16 games (2 starts) as a rookie... Rushed 67 times for 357 yards (5.3 avg.) in addition to catching 27 passes for 272 yards (10.1 avg.) with one touchdown... Returned 15 kickoffs for 321 yards (21.4 avg.)... Made his NFL debut and his first career start at N.E. (9/7)... Topped 100 yards rushing (18-106) for the first time in his career vs. T.B. (11/2).

COLLEGE: Charles opened 17-of-38 games played at the University of Texas (2005-07), concluding his collegiate career with 533 carries for 3,328 yards (6.2 avg.) with 36 touchdowns... Added 49 receptions for 539 yards (11.0 avg.) with three touchdowns... Earned First-Team All-Big 12 Conference Honors as a junior in 2007 after rushing 258 times for a career-high 1,619 yards (6.3 avg.)—the fifth-highest single-season rushing total in Texas history—with 18 touchdowns... Saw action in 12 games (one start) as a sophomore in 2006, carrying the ball 156 times for 831 yards (5.3 avg.) with seven touchdowns and adding 18 receptions for 183 yards (10.2 avg.) with one score... Played 13 games (3 starts) as a true freshman on Texas' National Championship Team in 2005,

rushing 119 times for 878 yards (7.4 avg.) with 11 touchdowns, while catching 14 passes for 157 yards (11.2 avg.) with two touchdowns... Earned four All-American honors for the Longhorns in track and field (60m indoor, 100m outdoor, 200m relay outdoor, 4x100m relay outdoor).

PERSONAL: Charles was a two-time first-team Class 5A All-State selection and 2005 *Parade* All-American at Memorial High School in Port Arthur, Texas... Rushed for 4,107 yards and 50 touchdowns his final two high school seasons, breaking the Port Arthur City rushing record... Received the Willie Ray Smith Award twice in high school, given to the Southeast Texas Offensive MVP... Lettered in track, winning state titles in the 100 and 300-meter hurdles as a senior... Received a bronze medal in the 400-meter hurdles at the 2003 World Youth Championships... Active in the Special Olympics community... Jamaal Charles was born on Dec. 27, 1986, in Port Arthur, Texas.

CHARLES' REGULAR SEASON RECORD

Year	Club	G	S	RUSHING					RECEIVING					SCORING						
				No.	Yds.	Avg.	LG	TD	No.	Yds.	Avg.	LG	TD	TD	TDr	TDp	TDrt	2pt	Pts.	
2008	Kansas City	16	2	67	357	5.3	30	0	27	272	10.1	75	1	1	0	1	0	0	0	6
2009	Kansas City	15	10	190	1120	5.9	76t	7	40	297	7.4	49	1	9	7	1	1	1	1	56
2010	Kansas City	16	6	230	1467	6.4	80	5	45	468	10.4	31	3	8	5	3	0	0	0	48
2011	Kansas City	2	1	12	83	6.9	24	0	5	9	1.8	9	1	1	0	1	0	0	0	6
2012	Kansas City	16	15	285	1509	5.3	91t	5	35	236	6.7	22	1	6	5	1	0	0	0	36
2013	Kansas City	15	15	259	1287	5.0	46	12	70	693	9.9	71t	7	19	12	7	0	0	0	114
2014	Kansas City	15	15	206	1033	5.0	63t	9	40	291	7.3	30t	5	14	9	5	0	0	0	84
2015	Kansas City	5	5	71	364	5.1	34t	4	21	177	8.4	26	1	5	4	1	0	0	0	30
2016	Kansas City	3	0	12	40	3.3	17	1	2	14	7.0	16	0	1	1	0	0	0	0	6
2017	Denver	14	0	69	296	4.3	19	1	23	129	5.6	20	0	1	1	0	0	0	0	6
CAREER TOTALS		117	69	1,401	7,556	5.4	91t	44	308	2,586	8.4	75	20	65	44	20	1	1	392	

ADDITIONAL STATISTICS: Kickoff Returns — 2008 (15 for 321 yards, 21.4 avg., 40 LG, 0 TD), 2009 (36 for 925 yards, 25.7 avg., 97t LG, 1 TD), TOTAL (51 for 1,246, 24.4 avg., 97t LG, 1 TD). Special-teams tackles — 2008 (1), 2009 (5), TOTAL (6). Miscellaneous tackles — 2008 (2), 2009 (2), 2010 (1), 2011 (1), 2012 (1), 2013 (4), 2015 (1), 2016 (1), TOTAL (13). Miscellaneous FR — 2009 (3), 2010 (3), 2013 (1), 2014 (1), TOTAL (8).

CHARLES' POSTSEASON RECORD

Year	Club	G	S	RUSHING					RECEIVING					SCORING						
				No.	Yds.	Avg.	LG	TD	No.	Yds.	Avg.	LG	TD	TD	TDr	TDp	TDrt	2pt	Pts.	
2010	Kansas City	1	0	9	82	9.1	41t	1	1	15	15.0	15	0	1	1	0	0	0	0	6
2013	Kansas City	1	1	3	18	6.0	7	0	0	0	—	—	0	0	0	0	0	0	0	0
CAREER TOTALS		2	1	12	100	8.3	41t	1	1	15	15.0	15	0	1	1	0	0	0	0	6

ADDITIONAL STATISTICS: Miscellaneous FR — 2010 (1), TOTAL (1).

CHARLES' SINGLE-GAME HIGHS

(Postseason in parentheses)

Rushes — 33 at New Orleans, 9/23/12 (9 vs. Baltimore, 1/9/11). **Rushing yards** — 259 at Denver, 1/3/10 (82 vs. Baltimore, 1/9/11). **Longest rush** — 91t at New Orleans, 9/23/13 (41t vs. Baltimore, 1/9/11). **Rushing touchdowns** — 3 at Green Bay, 9/28/15 (1 vs. Baltimore, 1/9/11). **Receptions** — 8, twice, last at Oakland, 12/15/13 (1 vs. Baltimore, 1/9/11). **Receiving yards** — 195 at Oakland, 12/15/13 (15 vs. Baltimore, 1/9/11). **Longest reception** — 75 vs. Miami, 12/21/08 (15 vs. Baltimore, 1/9/11). **Receiving touchdowns** — 4 at Oakland, 12/15/13 (none). **Total touchdowns** — 5 at Oakland, 12/15/13 (1 vs. Baltimore, 1/9/11). **All-Purpose Yards** — 288 at New Orleans, 9/23/12 (97 vs. Baltimore, 1/9/11).

CHARLES' 100-YARD RUSHING GAMES (23)

*denotes win (Charles' teams are 11-12 when he records 100 or more yards rushing in a game.)

Date	Opponent	No.	Yds.	Avg.	LG	TD
11/2/08	vs. Tampa Bay	18	106	5.9	22	0
11/15/09	at Oakland*	18	103	5.7	44t	1
12/13/09	vs. Buffalo	20	143	7.2	76t	1
12/20/09	vs. Cleveland	25	154	6.2	47t	1
12/27/09	at Cincinnati	24	102	4.3	14	0
1/3/10	at Denver*	25	259	10.4	56t	2
10/31/10	vs. Buffalo*	22	177	8.0	32	0
11/28/10	at Seattle*	22	173	7.9	29	1
12/5/10	vs. Denver*	21	116	5.5	16	0
12/19/10	at St. Louis*	11	126	11.5	80	1
9/23/12	at New Orleans*	33	233	7.1	91t	1
10/7/12	vs. Baltimore	31	140	4.5	25	0
11/12/12	at Pittsburgh	23	100	4.3	12t	1
11/25/12	vs. Denver	23	107	4.7	15	0
12/2/12	vs. Carolina*	27	127	4.7	16	0
12/9/12	at Cleveland	18	165	9.2	80t	1
12/23/12	vs. Indianapolis	22	226	10.3	86t	1
10/6/13	at Tennessee*	22	108	4.9	18	1
11/24/13	vs. San Diego	14	115	8.2	46	2
12/8/13	at Washington*	19	150	7.9	35	1
12/22/13	vs. Indianapolis	13	106	8.2	31t	1
11/16/14	vs. Seattle*	20	159	8.0	47	2
9/17/15	vs. Denver	21	125	6.0	34t	1

JAMAAL CHARLES' 2017 GAME-BY-GAME

(Victories asterisked)

2017 DENVER (5-10)			RUSHING					RECEIVING					SCORING		
Date	Opponent	P/S	No.	Yds.	Avg.	LG	TD	No.	Yds.	Avg.	LG	TD	2pt.	Pts.	
Sep 11	vs. LA Chargers*	P	10	40	4.0	12	0	0	0	—	—	0	0	0	
Sep 17	vs. Dallas*	P	9	46	5.1	14	0	1	6	6.0	6	0	0	0	
Sep 24	at Buffalo	P	9	56	6.2	19	1	1	1	1.0	1	0	0	6	
Oct 1	vs. Oakland*	P	5	33	6.6	16	0	1	14	14.0	14	0	0	0	
Oct 15	vs. New York Giants	P	5	19	3.8	6	0	1	2	2.0	2	0	0	0	
Oct 22	at LA Chargers	P	4	2	0.5	3	0	4	20	5.0	9	0	0	0	
Oct 30	at Kansas City	P	8	39	4.9	18	0	1	5	5.0	5	0	0	0	
Nov 5	at Philadelphia	P	4	1	0.3	1	0	4	23	5.8	11	0	0	0	
Nov 12	vs. New England	P	8	38	4.8	11	0	0	0	—	—	0	0	0	
Nov 19	vs. Cincinnati	P	3	7	2.3	3	0	0	0	—	—	0	0	0	
Nov 26	at Oakland	P	1	3	3.0	3	0	2	7	3.5	11	0	0	0	
Dec 3	at Miami	P	3	12	4.0	8	0	5	39	7.8	20	0	0	0	
Dec 10	vs. New York Jets*	P	0	0	—	—	0	3	12	4.0	7	0	0	0	
Dec 14	at Indianapolis*	P	0	0	—	—	0	0	0	—	—	0	0	0	
Dec 24	at Washington							INACTIVE							
Season Totals			14/0	69	296	4.3	19	1	23	129	5.6	20	0	0	6



TODD DAVIS

51

INSIDE LINEBACKER

6-1 • 230 • 4TH YR. • SACRAMENTO STATE

BORN: May 17, 1992, in Palmdale, Calif.

HIGH SCHOOL: Paraclete High School, Lancaster, Calif.

ACQUIRED: Waivers (New Orleans), 2014

NFL YEAR: 4th • YEAR WITH BRONCOS: 4th

NFL GAMES PLAYED/STARTED: 54/32 • POSTSEASON GP/GS: 4/0



DAVIS AT A GLANCE:

- A fourth-year linebacker who has seen action in a combined 54 regular-season games (32 starts) and four postseason contests with New Orleans (2014) and Denver (2014-17).
- Recorded 205 tackles (132 solo), 1.5 sacks (4.5 yds.), five passes defended, one forced fumble, three fumble recoveries and 12 special-teams stops in his first four NFL seasons.
- Finished as Denver's leading tackler in 2016 with 97 stops (64 solo) while adding 0.5 sacks (2.5 yds.), three passes defended, one forced fumble and one fumble recovery.
- Posted 14 tackles (11 solo) and seven special-teams stops for Denver in 2015.
- Totaled 17 tackles (9 solo), two passes defended and five special-teams tackles—all with Denver—in six games (2 starts) in 2014.
- Played 45 games for Sacramento State University and finished his collegiate career with 351 tackles (157 solo), 9.5 sacks (68 yds.), three interceptions (35 yds.), six passes defended and one blocked kick.
- Left Sacramento State ranked second in school history with 351 tackles (157 solo).
- Assigned to the Broncos via waivers from New Orleans on Nov. 13, 2014.
- Entered the NFL with New Orleans as a college free agent on June 23, 2014.

CAREER TRANSACTIONS: Signed by New Orleans as a college free agent 6/23/14; Waived by New Orleans 8/30/14; Signed by New Orleans (practice squad) 9/1/14; Waived by New Orleans 9/4/14; Signed by New Orleans (practice squad) 9/18/14; Signed by New Orleans (active roster) 10/18/14; Waived by New Orleans 10/20/14; Signed by New Orleans (practice squad) 10/22/14; Signed by New Orleans (active roster) 10/29/14; Waived by New Orleans 11/12/14; Claimed off waivers by Denver 11/13/14.



2017: Davis recorded three tackles (1 solo) vs. LAC (9/11)... Started vs. Dal. (9/17)... Led the team with 10 tackles (9 solo) and added one sack (2 yds.) at Buf. (9/24)... Notched two tackles vs. Oak. (10/1)... Posted nine tackles (4 solo) vs. NYG (10/15)... Led the team with 10 tackles (7 solo) at LAC (10/22)... Was inactive with an injury at K.C. (10/30) and at Phi (11/5)... Recorded six tackles (3 solo) vs. N.E. (11/12)... Posted five tackles (3 solo) vs. Cin. (11/19)... Led the team with eight stops (3 solo) at Oak. (11/26)... Paced the team with eight tackles (5 solo) at Mia. (12/3)... Registered five tackles (3 solo) vs. NYJ (12/10)... Posted three solo tackles at Ind. (12/14)... Recorded eight tackles (6 solo) at Was. (12/24).

2016: Davis led the team with 97 tackles (64 solo) and added 0.5 sacks (2.5 yds.), three passes defended, one forced fumble and one fumble recovery... Paced the team with seven tackles (6 solo) and added 0.5 sacks (2.5 yds.) vs. Car. (9/8)... Posted four tackles (2 solo) and recovered a fumble vs. Hou. (10/24)... Finished with a then career-high eight tackles (3 solo) and one pass defended vs. S.D. (10/30)... Tied for the team lead with six tackles (5 solo) at N.O. (11/13)... Registered six tackles (4 solo) before leaving the game with an injury at Ten. (12/11)... Tied for the team-lead with a career-best 13 tackles (7 solo) vs. N.E. (12/18)... Led the team with 13 tackles (10 solo), matching his career-high from the week before, and forced one fumble at K.C. (12/25).

2015: Davis appeared in all 16 regular-season games (2 starts) and all three of Denver's postseason contests, finishing with 14 tackles (11 solo) and seven special-teams stops... Recovered a fumble and a tackle on special teams at K.C. (9/17)... Led the team with a career-best three special-teams stops at Cle. (10/18)... Started and made four solo tackles vs. Oak. (12/13)... Played in Denver's AFC Divisional Playoff Game vs. Pit. (1/17), in Denver's AFC Championship Game vs. N.E. (1/24) and Denver's Super Bowl 50 victory vs. Car. (2/7).

2014: Davis, who entered the NFL with New Orleans as a college free agent, appeared in a combined nine regular-season games (2 starts) for the Saints and Broncos... Played three games for the Saints and recorded three special-teams stops... Waived by New Orleans on Nov. 12 and was claimed by Denver on Nov. 13... Saw action in six contests (2 starts) with the Broncos, totaling 17 tackles (9 solo), two passes defended and two special-teams stops... Made his Broncos debut vs. Mia. (11/23), playing 15 special-teams snaps and tallying a special-teams tackle... Recorded his first career defensive tackle at S.D. (12/14) and finished the game with

four total stops (1 solo)... Made his first career start at middle linebacker on *Monday Night Football* at Cin. (12/22) and finished with a career-high seven tackles (3 solo)... Led the team with six tackles (5 solo) and recorded his first pass defended vs. Oak. (12/28).

COLLEGE: Davis played 45 games at Sacramento State University and finished his collegiate career ranked second in school history with 351 tackles (157 solo) in addition to totaling 9.5 sacks (68 yds.), four forced fumbles, one fumble recovery, three interceptions (35 yds.), six passes defended and one blocked kick... Appeared in 12 games as a senior and tallied a team-leading 131 tackles (54 solo), five sacks (36 yds.), two forced fumbles, two interceptions (34 yds.), four passes defended and one blocked kick... Named a first-team All-Big Sky Conference selection and second-team All-America choice by *The Sports Network* following his senior year... Named second-team All-Big Sky and the team's defensive MVP as a junior.

PERSONAL: Davis attended Paraclete High School in Lancaster, Calif., where he recorded 119 tackles and three sacks as a senior to earn first-team all-state honors.... Todd Davis was born on May 17, 1992, in Palmdale, Calif.

DAVIS' REGULAR SEASON RECORD

Year	Club	G	S	UT	A	TT	S-Yds.	I-Yds.	PD	FF	FR	TD-Int.	TD-FR	S	Pts.
2014	N.O./Den.	9	2	9	8	17	0-0	0-0	2	0	0	0	0	0	0
2015	Denver	16	2	11	3	14	0-0	0-0	0	0	0	0	0	0	0
2016	Denver	16	15	64	33	97	0.5-2.5	0-0	3	1	1	0	0	0	0
2017	Denver	13	13	48	29	77	1-2	0-0	0	0	0	0	0	0	0
CAREER TOTALS		54	32	132	73	205	1.5-4.5	0-0	5	1	1	0	0	0	0

ADDITIONAL STATISTICS: *Special-teams tackles* — 2014 (5), 2015 (7), TOTAL (12). *Special-teams FR* — 2015 (1), TOTAL (1).

DAVIS' POSTSEASON RECORD

Year	Club	G	S	UT	A	TT	S-Yds.	I-Yds.	PD	FF	FR	TD-Int.	TD-FR	S	Pts.
2014	Denver	1	0	3	3	6	0-0	0-0	0	0	0	0	0	0	0
2015	Denver	3	0	0	0	0	0-0	0-0	0	0	0	0	0	0	0
CAREER TOTALS		4	0	3	3	6	0-0	0-0	0	0	0	0	0	0	0

DAVIS' SINGLE-GAME HIGHS


(Postseason in parentheses)

Tackles — 13, twice, last at Kansas City, 12/25/16 (6 vs. Indianapolis, 1/11/15). **Sacks** — 1 at Buffalo, 9/24/17 (none). **Sack yards** — 2.5 vs. Carolina, 9/8/16 (none). **Passes defended** — 2 vs. Oakland, 12/28/14 (none). **Special-teams tackles** — 3 at Cleveland, 10/18/15 (none).

TODD DAVIS' 2017 GAME-BY-GAME

(Victories asterisked)

2017 DENVER (5-10)		TACKLES												
Date	Opponent	P/S	UT	A	TT	S-Yds.	I-Yds.	PD	FF	FR				
Sep 11	vs. LA Chargers*	S	1	2	3	0-0	0-0	0	0	0				
Sep 17	vs. Dallas*	S	0	0	0	0-0	0-0	0	0	0				
Sep 24	at Buffalo	S	9	1	10	1-2	0-0	0	0	0				
Oct 1	vs. Oakland*	S	1	1	2	0-0	0-0	0	0	0				
Oct 15	vs. New York Giants	S	4	5	9	0-0	0-0	0	0	0				
Oct 22	at LA Chargers	S	7	3	10	0-0	0-0	0	0	0				
Oct 30	at Kansas City													
Nov 5	at Philadelphia													
Nov 12	vs. New England	S	3	3	6	0-0	0-0	0	0	0				
Nov 19	vs. Cincinnati	S	3	2	5	0-0	0-0	0	0	0				
Nov 26	at Oakland	S	3	5	8	0-0	0-0	0	0	0				
Dec 3	at Miami	S	5	3	8	0-0	0-0	0	0	0				
Dec 10	vs. New York Jets*	S	3	2	5	0-0	0-0	0	0	0				
Dec 14	at Indianapolis*	S	3	0	3	0-0	0-0	0	0	0				
Dec 24	at Washington	S	6	2	8	0-0	0-0	0	0	0				
Season Totals			13/13	48	29	77	1-2	0-0	0	0	0			



J.J. DIELMAN

GUARD



6-5 • 309 • R • UTAH

BORN: Dec. 16, 1993, in Ahwatukee, Ariz.

HIGH SCHOOL: Desert Vista High School, Phoenix

ACQUIRED: Signed from Cincinnati's Practice Squad, 2017

NFL YEAR: 1st • **YEAR WITH BRONCOS:** 1st

NFL GAMES PLAYED/STARTED: 0/0

DIELMAN AT A GLANCE:

- A rookie guard who was signed with Denver off of Cincinnati's practice squad in 2017 in addition to spending one week on the Los Angeles Rams' active roster.
- Opened 31-of-32 games played (26 at RT; 5 at C) at the University of Utah, earning second-team All-Pacific 12 Conference honors as a junior.
- Signed off of Cincinnati's practice squad on Dec. 16, 2017.
- Selected by the Bengals in the fifth round (176th overall) of the 2017 NFL Draft.

CAREER TRANSACTIONS: Signed by Cincinnati as a draft choice 6/7/17; Waived by Cincinnati 9/2/17; Claimed off waivers by Los Angeles Rams 9/3/17; Waived by Los Angeles Rams 9/12/17; Signed by Cincinnati (practice squad) 9/14/17; Signed by Denver (active roster) 12/16/17.



2017: Selected by the Bengals in the fifth round (176th overall) of the 2017 NFL Draft, Dielman spent time with Cincinnati, Los Angeles Rams and Denver... Spent training camp and the preseason with the Bengals before being waived on Sept. 2... Claimed by the Rams and spent one week on the team's active roster... Re-joined the Bengals on their practice squad on Sept. 14... Signed by Denver off of Cincinnati's practice squad on Dec. 16... Was inactive at Was. (12/24).

COLLEGE: Dielman started 31 consecutive games (26 at RT; 5 at C) at the University of Utah before suffering a season-ending foot injury his redshirt-senior season... Opened 13 games as a junior at right tackle, earning second-team All-Pacific 12 Conference honors... Started all 13 games as a sophomore at right tackle.

PERSONAL: Dielman attended Desert Vista High School in Phoenix, helping his team win the Arizona DI State Championship as a senior... Cousin, Kris Dielman, played nine years as an offensive lineman with the San Diego Chargers... J.J. Dielman (DEAL-man) was born on Dec. 16, 1993, in Ahwatukee, Ariz.

DIELMAN'S REGULAR SEASON RECORD

Year	Club	G	S
2017	Cin./Den./LAR	0	0
CAREER TOTALS		0	0



RILEY DIXON

9

PUNTER



6-4 • 221 • 2ND YR. • SYRACUSE

BORN: Aug. 24, 1993, in Oneida, N.Y.

HIGH SCHOOL: Christian Brother Academy, Syracuse, N.Y.

ACQUIRED: Draft #7 (228th overall), 2016

NFL YEAR: 2nd • **YEAR WITH BRONCOS:** 2nd

NFL GAMES PLAYED/STARTED: 31/0

DIXON AT A GLANCE:

- A second-year punter who has produced 158 punts for 7,242 yards (45.8 avg. / 40.8 net) with 49 punts inside the 20-yard line and two blocks.
- Punted 89 times for 4,068 yards (45.7 avg.) with Denver in 2016, setting an NFL rookie record for single-season net punting average (41.3).
- Played 39 games for Syracuse University after joining the team as a walk-on, totaling 218 punts for 9,291 yards (42.9 avg.) with 72 punts inside the 20-yard line.
- Selected by the Broncos in the seventh round (228th overall) of the 2016 NFL Draft.

CAREER TRANSACTIONS: Signed by Denver as a draft choice 5/11/16.



2017: Dixon punted three times for 144 yards (48.0 avg. / 49.0 net) vs. LAC (9/11)... Punted three times for 129 yards (43.0 avg. / 36.7 net) vs. Dal. (9/17)... Punted three times for 125 yards (41.7 avg.) and made one special-teams tackle at Buf. (9/24)... Registered six punts for 271 yards (45.2 avg. / 43.8 net) with three punts inside the 20-yard line vs. Oak. (10/1)... Punted three times for 153 yards (51.0 avg. / 44.3 net) vs. NYG (10/15)... Punted eight times for 349 yards (43.6 avg. / 32.6 net) and made one special-teams tackle at LAC (10/22)... Punted four times for 162 yards (40.5 avg. / 40.5 net) at K.C. (10/30)... Punted six times for 302 yards (50.3 avg. / 46.7 net) at Phi. (11/5)... Punted three times (47.5 avg. / 31.7 net) with one block vs. N.E. (11/12)... Punted five times for 222 yards (44.4 / 43.6 net) with a career-best four punts inside the 20-yard line vs. Cin. (11/19)... Punted eight times for 359 yards (44.9 avg. / 41.8 net) at Oak. (11/26)... Punted seven times for 340 yards (48.6 avg. / 35.5 net) with one blocked kick... Punted five times for 247 yards (49.4 avg. / 41.6 net) vs. NYJ (12/10)... Punted one time for 52 yards at Ind. (12/14)... Punted five times for 221 yards (44.2 avg. / 43.6 net) at Was. (12/24).

2016: Selected in the seventh round (228th overall) of the 2016 NFL Draft, Dixon punted 89 times for 4,068 yards (45.7 avg. / 41.3 net)... Finished with the highest net punting average (41.3) by a rookie in NFL history... Punted seven times for 330 yards (47.1 avg. / 41.9 net) with five punts inside the 20-yard line at T.B. (10/2)... Punted five times for 253 yards (50.6 avg. / 47.8 net), including a 68-yard punt from the end zone with just over two minutes remaining in the game vs. S.D. (10/30)... Punted 11 times for 506 yards—the fifth-most yards in team history—(46.0 avg. / 40.8 net) with three punts inside the 20-yard line at Jac. (12/4)... Punted five times for 207 yards (41.4 avg. / 38.0 net) with two punts inside the 20-yard line in addition to completing a 16-yard pass at Ten. (12/11)... Became the second Broncos punter ever and first since Chris Norman (vs. K.C. on 11/16/86) to complete a pass.

COLLEGE: Dixon played 39 games for Syracuse University after joining the team as a walk-on, totaling 218 punts for 9,291 yards (42.9 avg.) with 72 punts inside the 20-yard line... Appeared in 12 games in 2015, totaling 65 punts for 2,839 yards (43.7 gross / 41.9 net) while placing 28 kicks inside the 20-yard line (43.1%) in his senior season at Syracuse... Named one of 10 semifinalists for the Ray Guy Award (nation's top punter) and a semifinalist for the William V. Campbell Trophy (most outstanding football scholar-athlete)... Played 12 games as a junior, punting 75 times for 3,182 yards (42.4 avg.) with 23 punts inside the 20-yard line... Earned honorable mention All-ACC recognition and was a Burlsworth Trophy nominee (most outstanding player who began his career as a walk-on)... Completed the eventual game-winning pass (1 yd.) on a fake field goal in double overtime vs. Villanova (8/29/14)... Rushed for 42 yards on a fake punt against Notre Dame (9/27/14)... Saw action in all 13 games in 2013, punting 75 times for 3,161 yards (42.1 avg.)... Booted a school-record 75-yard punt against Clemson (10/5/13)... Rewarded with a scholarship at the end of his redshirt sophomore season.

PERSONAL: Dixon handled punting and kicking duties for Christian Brothers Academy in Syracuse, N.Y.... Named to the 2010 *Post-Standard* All-Central New York First Team... Also lettered in baseball... Earned his undergraduate degree in accounting and is currently pursuing a master's degree in accounting... Named to Syracuse's Athletic Director Honor Roll in nine consecutive semesters in addition to making the 2013 and 2014 All-ACC Academic teams... Riley Dixon was born on Aug. 24, 1993, in Oneida, N.Y.

DIXON'S REGULAR SEASON RECORD

Year	Club	G	S	No.	Yds.	Avg.	Net.	TB	In 20	LG	Blk.
2016	Denver	16	0	89	4,068	45.7	41.3	6	28	68	0
2017	Denver	15	0	69	3,174	46.0	40.2	3	21	60	2
CAREER TOTALS		31	0	158	7,242	45.8	40.8	9	49	60	2

ADDITIONAL STATISTICS: Completed a 16-yard pass at Tennessee (12/11/17). Special-team Tackles — 2017 (2), TOTALS (2).

RILEY DIXON'S 2017 GAME-BY-GAME

(Victories asterisked)

2017 DENVER (5-10)		PUNTING											
Date	Opponent	P/S	No.	Yds.	Avg.	Net.	TB	In 20	LG	Blk.	Opp. Ret.	Ret.	Yds.
Sep 11	vs. LA Chargers*	P	3	144	48.0	49.0	0	2	53	0	1		-3
Sep 17	vs. Dallas*	P	3	129	43.0	36.7	0	1	48	0	1		19
Sep 24	at Buffalo	P	3	125	41.7	28.3	1	0	45	0	2		20
Oct 1	vs. Oakland*	P	6	271	45.2	43.8	0	3	53	0	2		8
Oct 15	vs. New York Giants	P	3	153	51.0	44.3	0	0	55	0	1		20
Oct 22	at LA Chargers	P	8	329	43.6	32.6	0	2	46	0	3		88
Oct 30	at Kansas City	P	4	162	40.5	40.5	0	1	48	0	1		0
Nov 5	at Philadelphia	P	6	302	50.3	46.7	0	0	55	0	5		22
Nov 12	vs. New England	P	2	95	47.5	31.7	0	1	49	1	0		0
Nov 19	vs. Cincinnati	P	5	222	44.4	43.6	0	4	46	0	1		4
Nov 26	at Oakland	P	8	362	44.9	41.8	0	0	58	0	4		25
Dec 3	at Miami	P	7	340	48.6	35.5	0	2	58	1	5		56
Dec 10	vs. New York Jets*	P	5	247	49.4	41.6	2	2	60	0	1		-1
Dec 14	at Indianapolis*	P	1	52	52.0	52.0	0	1	52	0	0		0
Dec 24	at Washington	P	4	221	44.2	43.6	0	2	53	0	1		3
Season Totals			15/0	69	3,174	46.0	40.2	3	21	60	2	28	261

**BENNIE FOWLER III****16****WIDE RECEIVER****6-1 • 212 • 3RD YR. • MICHIGAN STATE****BORN:** June 10, 1991, in Bloomfield, Mich.**HIGH SCHOOL:** Detroit Country Day School, Beverly Hills, Mich.**ACQUIRED:** College Free Agent, 2014**NFL YEAR:** 3rd • **YEAR WITH BRONCOS:** 3rd**NFL GAMES PLAYED/STARTED:** 44/4 • **POSTSEASON GP/GS:** 3/0**FOWLER AT A GLANCE:**

- A third-year wide receiver who has played 44 regular-season games (4 starts) and three postseason contests with Denver (2015-17) after spending the entire 2014 season competing on the Broncos' practice squad.
- Caught 11 passes for 145 yards (13.2 avg.) with two touchdowns and made five special-teams stops in 2016.
- Posted 16 catches for 203 yards (12.7 avg.) in addition to making five special-teams tackles in 2015.
- Caught quarterback Peyton Manning's final pass attempt—a two-point conversion in the fourth quarter of Super Bowl 50—that gave Denver a 24-10 lead against Carolina.
- Appeared in 44 games (15 starts) during his collegiate career at Michigan State University and recorded 93 catches for 1,341 yards (14.4 avg.) with 11 touchdowns.
- Entered the NFL with Denver as a college free agent on May 10, 2014.

CAREER TRANSACTIONS: Signed by Denver as a college free agent 5/10/14; Waived by Denver 8/30/14; Signed by Denver (practice squad) 8/31/14; Signed by Denver to a future contract 1/12/15.



2017: Fowler caught a career-best two touchdowns (5 yds., 6 yds.) vs. LAC (9/11) to match his previous career total in one game... Started and made one catch for eight yards vs. Dal. (9/17)... Caught for passes for 55 yards (13.8 avg.) at Buf. (9/24)... Caught two passes for 35 yards (17.5 avg.) and made one special-teams stop vs. Oak. (10/1)... Made three catches for 21 yards (7.0 avg.) vs. NYG (10/15)... Posted five catches for 45 yards (9.0 avg.) at LAC (10/22)... Caught two passes for 35 yards (17.5 avg.) at K.C. (10/30)... Saw action on offense and special teams at Phi. (11/5) and vs. N.E. (11/12)... Made one catch for 18 yards vs. Cin. (11/19)... Caught three passes for 33 yards (11.0 avg.) with one touchdown and made one special-teams tackle at Oak. (11/26)... Made one catch for 23 yards and two special-teams tackles at Mia. (12/3)... Notched one special-teams stop vs. NYJ (12/10)... Played on offense and special teams at Ind. (12/14)... Opened the game at wide receiver and returned one punt for six yards at Was. (12/24).

2016: Fowler played 13 games and caught 11 passes for 145 yards (13.2 avg.) with two touchdowns in addition to making five special-teams stops in 2016... Hauled in his first career touchdown catch (5 yds.) and finished with three catches for 22 yards (7.3 avg.) at S.D. (10/13)... Caught a 76-yard fourth-quarter touchdown pass and made one special-teams tackle vs. K.C. (11/27).

2015: Fowler appeared in all 16 regular-season games (1 start) and three postseason contests for Denver... Posted 16 catches for 203 yards (12.7 average) and five special-teams tackles... Tallied a special-teams stop in his NFL debut vs. Bal. (9/13)... Forced a fumble on punt coverage and added a special-teams stop at K.C. (9/17)... Made his first NFL catch at Det. (9/27) and finished the game with four receptions for 50 yards (12.5 avg.)... Hauled in a pair of passes for 46 yards (23.0 avg.) with a career-long of 41 yards at Oak. (10/11)... Earned his first NFL start at Pit. (12/20)... Recorded a pair of catches for 35 yards (17.5 avg.) in Denver's AFC Divisional Playoff Game vs. Pit. (1/17)... Saw action on offense and special teams in Denver's AFC Championship Game vs. N.E. (1/24)... Caught a two-point conversion—the last pass of QB Peyton Manning's 18-year career—to increase the Broncos' lead to 24-10 in Denver's Super Bowl 50 victory vs. Car. (2/7).

2014: Fowler, who entered the NFL with Denver as a college free agent, spent his entire rookie season on the club's practice squad.

COLLEGE: Fowler appeared in 44 games (15 starts) for Michigan State University and recorded 93 catches for 1,341 yards (14.4 avg.) with 11 touchdowns in addition to 16 rushes for 102 yards (6.4 avg.) and one score... Led the team in receiving yards (622) and receiving touchdowns (6) on 36 catches (17.3 avg.) as a senior in 2013 while producing a score or a first down on 26 of his grabs... Paced the Spartans with 524 receiving yards and added four touchdowns on a career-high 41 catches as a junior in 2012.

PERSONAL: Fowler attended Detroit Country Day School in Beverly Hills, Mich., where he was named an honorable mention all-state selection by the Associated Press as a senior all-purpose player (1,478 yds., 15 TDs)... Bennie Fowler was born on June 10, 1991, in Bloomfield, Mich.

FWLER'S REGULAR SEASON RECORD

Year	Club	G	S	No.	RECEIVING				SCORING				2pt	Pts.
					Yds.	Avg.	LG	TD	TD	TDr	TDp	TDrt		
2015	Denver	16	1	16	203	12.7	41	0	0	0	0	0	0	0
2016	Denver	13	0	11	145	13.2	76t	2	2	0	2	0	0	12
2017	Denver	15	3	25	294	11.8	29	3	3	0	3	0	0	18
CAREER TOTALS		44	4	52	642	12.3	76t	5	5	0	5	0	0	30

ADDITIONAL STATISTICS: Special-teams tackles — 2015 (5), 2016 (5), 2017 (6), TOTAL (16). Miscellaneous tackles — 2016 (1), 2017 (1), TOTAL (2). Special-teams FF — 2015 (1), TOTAL (1). Punt returns — 2017 (1 for 6 yards, 6.0 avg., 6 LG, 0 TD), TOTAL (1 for 6 yards, 6.0 avg., 6 LG, 0 TD).

FWLER'S POSTSEASON RECORD

Year	Club	G	S	No.	RECEIVING				SCORING				2pt	Pts.
					Yds.	Avg.	LG	TD	TD	TDr	TDp	TDrt		
2015	Denver	3	0	2	35	17.5	31	0	0	0	0	0	1	2
CAREER TOTALS		3	0	2	35	17.5	31	0	0	0	0	0	1	2

FWLER'S SINGLE-GAME HIGHS


(Postseason in parentheses)

Receptions — 5 at Los Angeles Chargers, 10/22/17 (2 vs. Pittsburgh, 1/17/16). **Receiving yards** — 76 vs. Kansas City, 11/27/16 (35 vs. Pittsburgh, 1/17/16). **Receiving long** — 76t vs. Kansas City, 11/27/16 (31 vs. Pittsburgh, 1/17/16). **Receiving touchdowns** — 2 vs. Los Angeles Chargers, 9/11/17 (none).

BENNIE FWLER'S 2017 GAME-BY-GAME

(Victories asterisked)

2017 DENVER (5-10)			RECEIVING					SCORING	
Date	Opponent	P/S	No.	Yds.	Avg.	LG	TD	2pt.	Pts.
Sep 11	vs. LA Chargers*	P	3	21	7.0	10	2	0	12
Sep 17	vs. Dallas*	S	1	8	8.0	8	0	0	0
Sep 24	at Buffalo	P	4	55	13.8	20	0	0	0
Oct 1	vs. Oakland*	P	2	35	17.5	18	0	0	0
Oct 15	vs. New York Giants	S	3	21	7.0	9	0	0	0
Oct 22	at LA Chargers	P	5	45	9.0	13	0	0	0
Oct 30	at Kansas City	P	2	35	17.5	29	0	0	0
Nov 5	at Philadelphia	P	0	0	—	—	0	0	0
Nov 12	vs. New England	P	0	0	—	—	0	0	0
Nov 19	vs. Cincinnati	P	1	18	18.0	18	0	0	0
Nov 26	at Oakland	P	3	33	11.0	22t	1	0	6
Dec 3	at Miami	P	1	23	23.0	23	0	0	0
Dec 10	vs. New York Jets*	P	0	0	—	—	0	0	0
Dec 14	at Indianapolis*	P	0	0	—	—	0	0	0
Dec 24	at Washington	S	0	0	—	—	0	0	0
Season Totals			15/3	25	294	11.8	29	3	18



MAX GARCIA

76

GUARD



6-4 • 309 • 3RD YR. • FLORIDA

BORN: Nov. 9, 1991, in Norcross, Ga.

HIGH SCHOOL: Norcross (Ga.) High School

ACQUIRED: Draft #4 (133rd overall), 2015

NFL YEAR: 3rd • YEAR WITH BRONCOS: 3rd

NFL GAMES PLAYED/STARTED: 47/36 • POSTSEASON GP/GS: 3/0

GARCIA AT A GLANCE:

- A third-year offensive lineman who has seen action at both guard spots in 47 regular-season games (36 starts) and three postseason contests for Denver (2015-17).
- Opened all 16 games at left guard and played every offensive snap for Denver in 2016.
- Started 37-of-39 games played at the University of Florida and the University of Maryland, earning starts at left tackle, left guard and center.
- Earned second-team All-Southeastern Conference honors after starting all 13 games at center his redshirt senior season for the Gators and grading out to more than 97 percent in his 757 snaps played.
- Selected by the Broncos in the fourth round (133rd overall) of the 2015 NFL Draft.

CAREER TRANSACTIONS: Signed by Denver as a draft choice 5/13/15.



2017: Garcia started at left guard vs. LAC (9/11), vs. Dal. (9/17), at Buf. (9/24), vs. Oak. (10/1), vs. NYG (10/15), at LAC (10/22), at K.C. (10/30), at Phi. (11/5), vs. N.E. (11/12), vs. Cin (11/19), at Oak. (11/26), at Mia (12/3), vs. NYJ (12/10), at Ind. (12/14) and at Was. (12/24).

2016: Garcia started all 16 games at left guard and played every offensive snap for Denver... Allowed just three sacks in 16 games (0.19 per game) and was called for holding just twice, according to STATS LLC.

2015: Selected by the Broncos in the fourth round (133rd overall) of the 2015 NFL Draft, Garcia appeared in all 16 regular-season games (5 starts) and all three postseason contests, seeing action at both guard spots... Made his NFL debut vs. Bal. (9/13)... Made his first start at left guard vs. N.E. (11/29), seeing action in all 79 offensive snaps at both guard spots.

COLLEGE: Garcia started 37-of-39 games played at the University of Florida and the University of Maryland, earning starts at left tackle, left guard and center... Voted second-team All-Southeastern Conference as a senior at Florida after starting all 13 games at center for the Gators following an offseason transition from left tackle and left guard... Graded out to more than 97 percent in his 757 snaps played... Was on the Rimington Trophy (nation's top center) watch list... Named SEC Offensive Lineman of the Week on two occasions... Started all 12 games and saw action at both left tackle and left guard in his first year competing with the Gators... Anchored the offensive line after being the only starter to not miss time due to injury... Redshirted in 2012 due to NCAA transfer rules... Started 12 games at left tackle for Maryland in 2011.

PERSONAL: Garcia was named honorable mention Class 5A All-Georgia his senior year at Norcross (Ga.) High School... Competed in the shot put and discus events... Traveled to Australia in the summer of 2009 to compete in World Track meet... Majored in Family, Youth and Community Sciences at Florida... Played in the 2015 Senior Bowl and Medal of Honor Bowl following his collegiate career... Max Garcia was born on Nov. 9, 1991, in Norcross, Ga.


GARCIA'S REGULAR SEASON RECORD

Year	Club	G	S
2015	Denver	16	5
2016	Denver	16	16
2017	Denver	15	15
CAREER TOTALS		47	36

ADDITIONAL STATISTICS: Miscellaneous tackles — 2015 (3), 2016 (4), 2017 (1), TOTAL (8). Miscellaneous FR — 2015 (2), TOTAL (2).

GARCIA'S POSTSEASON RECORD

Year	Club	G	S
2015	Denver	3	0
CAREER TOTALS		3	0



JERROL GARCIA-WILLIAMS 41

INSIDE LINEBACKER

6-2 • 235 • R • HAWAII

BORN: Dec. 24, 1993, in Wooster, Ohio

HIGH SCHOOL: Palo Verde High School, Las Vegas

ACQUIRED: College Free Agent, 2017

NFL YEAR: 1st • YEAR WITH BRONCOS: 1st

NFL GAMES PLAYED/STARTED: 10/0



GARCIA-WILLIAMS AT A GLANCE:

- A rookie inside linebacker who played 10 games as rookie with Denver in 2017.
- Appeared in 45 games (26 starts) at the University of Hawaii, totaling 222 tackles (148 solo), 3.5 sacks (24 yds.), one pass defensed and three fumble recoveries during his collegiate career.
- Entered the NFL with Denver as a college free agent on May 12, 2017.

CAREER TRANSACTIONS: Signed by Denver as a college free agent 5/12/17; Waived by Denver 9/2/17; Signed by Denver (practice squad) 9/3/17; Signed by Denver (active roster) 10/20/17.



2017: Garcia-Williams, who entered the NFL as a college free agent with Denver on May 12, 2017, made his NFL debut at LAC (10/22) after beginning the season on the club's practice squad... Notched one special-teams tackle at K.C. (10/30)... Played on special teams at Phi. (11/5), vs. N.E. (11/12), vs. Cin. (11/19), at Oak. (11/26), at Mia. (12/3), vs. NYJ (12/10) and at Ind. (12/14).

COLLEGE: Garcia-Williams appeared in 45 games (26 starts) at the University of Hawaii, totaling 222 tackles (148 solo), 3.5 sacks (24 yds.), one pass defensed and three fumble recoveries... Saw action in 10 games (3 starts) as a redshirt senior, posting 31 tackles (24 solo)... Opened 9-of-10 games played as a junior, finishing second on the team with 89 tackles (55 solo) in addition to contributing 1.5 sacks (9 yds.)... Started the first two games of the season in 2014 before suffering a season-ending knee injury and earning a medical redshirt.

PERSONAL: Garcia-Williams attended Palo Verde High School in Las Vegas, Nev., finishing with 84 tackles, seven sacks, two interceptions and two forced fumbles as a senior... His father, Jerrol Williams, was an NFL linebacker with Pittsburgh (1989-92), San Diego (1993), Kansas City (1994) and Baltimore (1996)... Jerrol Garcia-Williams was born on Dec. 24, 1993, in Wooster, Ohio.

GARCIA-WILLIAMS' REGULAR SEASON RECORD


Year	Club	G	S	UT	A	TT	S-Yds.	I-Yds.	PD	FF	FR	TD-Int.	TD-FR	S	Pts.
2017	Denver	10	0	0	0	0	0-0	0-0	0	0	0	0	0	0	0
CAREER TOTALS		10	0	0	0	0	0-0	0-0	0	0	0	0	0	0	0

ADDITIONAL STATISTICS: Special-teams tackles — 2017 (1), TOTAL (1).

GARCIA-WILLIAMS' 2017 GAME-BY-GAME

(Victories asterisked)

2017 DENVER (5-10)		TACKLES									
Date	Opponent	P/S	UT	A	TT	S-Yds.	I-Yds.	PD	FF	FR	
GAMES 1-5											
PRACTICE SQUAD SIGNED TO THE ACTIVE ROSTER OCT. 21											
Oct 22	at LA Chargers	P	0	0	0	0-0	0-0	0	0	0	
Oct 30	at Kansas City	P	0	0	0	0-0	0-0	0	0	0	
Nov 5	at Philadelphia	P	0	0	0	0-0	0-0	0	0	0	
Nov 12	vs. New England	P	0	0	0	0-0	0-0	0	0	0	
Nov 19	vs. Cincinnati	P	0	0	0	0-0	0-0	0	0	0	
Nov 26	at Oakland	P	0	0	0	0-0	0-0	0	0	0	
Dec 3	at Miami	P	0	0	0	0-0	0-0	0	0	0	
Dec 10	vs. New York Jets*	P	0	0	0	0-0	0-0	0	0	0	
Dec 14	at Indianapolis*	P	0	0	0	0-0	0-0	0	0	0	
Dec 24	at Washington	P	0	0	0	0-0	0-0	0	0	0	
Season Totals			10/0	0	0	0	0-0	0-0	0	0	0



ADAM GOTSIS

99

DEFENSIVE END

6-4 • 287 • 2ND YR. • GEORGIA TECH

BORN: Sept. 23, 1992, in Melbourne, Victoria, Australia

HIGH SCHOOL: Kew High School, Abbotsford, Victoria, Australia

ACQUIRED: Draft #2 (63rd overall), 2016

NFL YEAR: 2nd • **YEAR WITH BRONCOS:** 2nd

NFL GAMES PLAYED/STARTED: 31/13



GOTSIS AT A GLANCE:

- A second-year defensive end who saw action in all 30 games (13 starts) with Denver (2016-17), posting 52 tackles (30 solo), five passes defended, 31 fumble recoveries and one blocked kick.
- Appeared in 48 games (37 starts) at Georgia Tech, totaling 110 tackles (69 solo), 12.5 sacks (75 yds.), two interceptions (2 yds.), two fumble recoveries and four blocked kicks.
- Competed in Australian Rules Football for eight years before playing American Rules Football for the Monash Warriors in Melbourne, Victoria, Australia.
- Became the highest-drafted Australian-born player in NFL history and the first Australian-born player to be drafted by the Broncos.
- Selected by the Broncos in the second round (63rd overall) of the 2016 NFL Draft.

CAREER TRANSACTIONS: Signed by Denver as a draft choice 5/25/16.



2017: Gotsis posted a career-high five solo tackles vs. LAC (9/11)... Earned his first NFL start and made four tackles (2 solo) vs. Dal. (9/17)... Notched three tackles (2 solo) and one pass defended at Buf. (9/24)... Posted one solo tackle vs. Oak. (10/1)... Produced his first career sack (4 yds.) and blocked kick on a field goal attempt vs. NYG (10/15)... Notched two tackles (1 solo) at LAC (10/22)... Credited with a solo stop at K.C. (10/30)... Tallied three tackles (2 solo) at Phi. (11/5)... Posted four tackles (2 solo) vs. N.E. (11/12)... Recorded a pair of tackles (1 solo) and two passes defended vs. Cin. (11/19)... Saw action on defense and special teams at Oak. (11/26)... Registered three tackles (1 solo) and one pass defended at Mia. (12/3)... Notched two solo tackles and one fumble recovery vs. NYJ (12/10)... Totaled six tackles (4 solo) at Ind. (12/14)... Opened the game at defensive end at Was. (12/24).

2016: Selected by the Broncos in the second round (63rd overall) of the 2016 NFL Draft, Gotsis played all 16 games and finished with 14 tackles (5 solo), one pass defended and one fumble recovery... Made his NFL debut vs. Car. (9/8)... Contributed on two tackles at Cin. (9/25)... Posted two tackles (1 solo) at Jac. (12/4)... Registered three solo tackles and one pass defended vs. N.E. (12/18)... Posted one solo tackle and one fumble recovery vs. Oak. (1/1).

COLLEGE: Gotsis appeared in 48 games (37 starts) at Georgia Tech, totaling 110 tackles (69 solo), 12.5 sacks (75 yds.), two interceptions (2 yds.), two fumble recoveries and four blocked kicks... Opened the first nine games of his senior campaign, finishing the year with 31 tackles (20 solo), five tackles for loss, a team-best three sacks (13 yds.) and two fumble recoveries before a season-ending knee injury... Started all 14 games along the defensive line his junior season, posting 36 tackles (23 solo), three sacks (23 yds.), one interception, three passes defended and two blocked kicks... Named to the All-ACC Second Team by both the media and coaches... Opened all 13 games of his sophomore campaign at nose tackle, recording 38 tackles (23 solo), 5.5 sacks (35 yds.), one interception (2 yds.) and one pass defended in addition to blocking two kicks... Ranked second on team in tackles for loss (14.5) and sacks (5.5)... Tallied five tackles and blocked two kicks vs. Ole Miss in the Music City Bowl (12/30).

PERSONAL: Gotsis attended Kew High School in Abbotsford, Victoria, Australia... Competed in Australian Rules Football for eight years before playing American Rules Football in the Gridiron Victoria (club league with 13 teams across the state of Victoria) for the Monash Warriors in Melbourne... Recorded a team-high 12.5 sacks and earned league MVP honors in 2010... Majored in Business Administration at Georgia Tech... Became the highest-drafted Australian-born player in NFL history... Adam Gotsis was born on Sept. 23, 1992, in Melbourne, Victoria, Australia.

GOTSIS' REGULAR SEASON RECORD

Year	Club	G	S	UT	A	TT	S-Yds.	I-Yds.	PD	FF	FR	TD-Int.	TD-FR	S	Pts.
2016	Denver	16	0	5	9	14	0-0	0-0	1	0	1	0	0	0	0
2017	Denver	15	13	26	12	38	0-0	0-0	4	0	1	0	0	0	0
CAREER TOTALS		31	13	31	21	52	0-0	0-0	5	0	2	0	0	0	0

ADDITIONAL STATISTICS: Blocked a field goal vs. New York Giants, 10/15/17.

ADAM GOTSIS' 2017 GAME-BY-GAME

(Victories asterisked)

2017 DENVER (5-10)		TACKLES									
Date	Opponent	P/S	UT	A	TT	S-Yds.	I-Yds.	PD	FF	FR	
Sep 11	vs. LA Chargers*	P	5	0	5	0-0	0-0	0	0	0	
Sep 17	vs. Dallas*	S	2	2	4	0-0	0-0	0	0	0	
Sep 24	at Buffalo	S	2	1	3	0-0	0-0	1	0	0	
Oct 1	vs. Oakland*	S	1	0	1	0-0	0-0	0	0	0	
Oct 15	vs. New York Giants	S	2	0	2	1-4	0-0	0	0	0	
Oct 22	at LA Chargers	S	1	1	2	0-0	0-0	0	0	0	
Oct 30	at Kansas City	S	1	0	1	0-0	0-0	0	0	0	
Nov 5	at Philadelphia	S	2	1	3	0-0	0-0	0	0	0	
Nov 12	vs. New England	S	2	2	4	0-0	0-0	0	0	0	
Nov 19	vs. Cincinnati	S	1	1	2	0-0	0-0	2	0	0	
Nov 26	at Oakland	P	0	0	0	0-0	0-0	0	0	0	
Dec 3	at Miami	S	1	2	3	0-0	0-0	1	0	0	
Dec 10	vs. New York Jets*	S	2	0	2	0-0	0-0	0	0	1	
Dec 14	at Indianapolis*	S	4	2	6	0-0	0-0	0	0	0	
Dec 24	at Washington	S	0	0	0	0-0	0-0	0	0	0	
Season Totals			15/13	26	12	38	1-4	0-0	4	0	1



VIRGIL GREEN

85

TIGHT END

6-5 • 255 • 7TH YR. • NEVADA

BORN: Aug. 3, 1988, in Tulare, Calif.

HIGH SCHOOL: Tulare (Calif.) Union High School

ACQUIRED: Draft #7a (204th overall), 2011

NFL YEAR: 7th • YEAR WITH BRONCOS: 7th

NFL GAMES PLAYED/STARTED: 99/48 • POSTSEASON GP/GS: 10/3



GREEN AT A GLANCE:

- A seventh-year tight end who played 99 regular-season games (48 starts) and 10 playoff contests (3 starts) during his first seven NFL seasons with Denver.
- Played 12 games (11 starts) in 2016, finishing with a career-best 22 catches for 237 yards (10.8 avg.) with one touchdown.
- Selected as Denver's Walter Payton Man of the Year nominee in 2016 for his outstanding leadership both on the field and in the community.
- Named a 2015 Broncos Community Ambassador award winner after being chosen as a Denver Broncos Community Champion Award winner in 2014.
- Started 5-of-16 games in 2015, posting 12 catches for 173 yards (14.4 avg.) with one touchdown.
- Opened a career-high nine games for Denver in 2014, including the final six contests of the season in which the Broncos ranked sixth in the NFL in rushing (147.7 ypg).
- Appeared in every game for the first time in his career in 2013 and recorded nine receptions for 45 yards (5.0 avg.).
- Played 50 games (34 starts) for the University of Nevada and helped the Wolf Pack average 500.2 yards per game during his four-year career (2007-10) to rank third in the nation in that period.
- Selected by the Broncos in the seventh round (204th overall) of the 2011 NFL Draft.

CAREER TRANSACTIONS: Signed by Denver as a draft choice 7/28/11.



2017: Green caught one pass for a career-long 44 yards vs. LAC (9/11)... Made two catches for 11 yards (5.5 avg.) with one touchdown vs. Dal. (9/17)... Caught three passes for 18 yards (6.0 avg.) at Buf. (9/28)... Started vs. Oak. (10/1)... Made one catch for 24 yards vs. NYG (10/15)... Caught one pass for seven yards at LAC (10/22)... Hauled in one pass for 16 yards at K.C. (10/30)... Started at Phi. (11/5) and vs. N.E. (11/12)... Made two catches for 13 yards (6.5 avg.) vs. Cin. (11/19)... Caught one pass for 16 yards at Oak. (11/26)... Made one catch for 36 yards at Mia. (12/3)... Started vs. NYJ (12/10), at Ind. (12/14) and at Was. (12/24).

2016: Green enjoyed a career season despite only playing 12 games (11 starts), finishing with 22 catches for 237 yards (10.8 avg.) with one touchdown... Caught a career-high four passes for 28 yards (7.0 avg.) vs. Car. (9/8)... Returned after missing three games to post three catches for 21 yards (7.0 avg.) at S.D. (10/13)... Made four catches for 55 yards (13.8 avg.) vs. S.D. (10/30)... Caught three passes for 17 yards (5.7 avg.) with one touchdown vs. Oak. (1/1).

2015: Green played 16 regular-season games (5 starts) and three postseason contests (1 start), setting career highs in catches (12) and receiving yards (173) in addition to contributing five special-teams tackles... Recorded a career-best 61 receiving yards on three catches (20.3 avg.) vs. G.B. (11/1)... Caught two passes for 14 yards (7.0 avg.) in Denver's AFC Divisional Playoff Game vs. Pit. (1/17)... Started at tight end in Denver's AFC Championship Game vs. N.E. (1/24).

2014: Green played 13 regular-season games (9 starts), totaling 74 receiving yards on six catches (12.3 avg.) with one touchdown... Added a career-high five special-teams tackles... Opened the final six games of the season as Denver ranked sixth in the NFL in rushing (147.7 ypg) during that stretch... Missed Games 8-10 due to a calf injury... Caught three passes for 46 yards (15.3 avg.)—both career-highs—and hauled in his first career touchdown vs. Oak. (12/28).

2013: Green played all 16 regular-season games (3 starts) for the first time in his career and caught a personal-best nine passes for 45 yards (5.0 avg.)... Finished with three special-teams stops... Appeared in all three playoff games, carrying the ball once for six yards.

2012: Green played 12 regular-season games (2 starts) for the Broncos, setting career highs with five catches for 63 yards (12.6 avg.)... Caught a career-best three passes for 44 yards, including a long of 28 yards, vs. N.O. (10/28)... Recovered an onside kick late in the fourth quarter vs. S.D. (11/18).

2011: Selected by Denver in the seventh round (204th overall) of the 2011 NFL Draft, Green played 15

regular-season games (3 starts) and contributed three catches for 24 yards (8.0 avg.) in addition to blocking for the league's No. 1 rushing attack (164.5 ypg.)... Logged the fourth-most plays on special teams for the Broncos and totaled three tackles on those units... Played in both of Denver's postseason contests, including a start in the Broncos AFC Divisional Playoff Game at N.E. (1/14).

COLLEGE: Green played 50 career games (34 starts) at the University of Nevada and totaled 72 receptions for 939 yards (13.0 avg.) with 11 touchdowns while helping the Wolf Pack rank fifth in the nation with 500.2 total yards per game from 2007-10... Recorded a personal-best 35 catches for 515 yards (14.7 avg.) with five touchdowns in his senior campaign to earn first-team All-Mountain West Conference honors... Named the Nevada Strength and Conditioning Athlete of the Year as a junior in 2009 in addition to being selected to the All-WAC second team.

PERSONAL: Green totaled 61 receptions for 1,014 yards (16.6 avg.) with 12 touchdowns during his career at Tulare Union (Calif.) High School, where he earned first-team All-East Yosemite League honors following his senior season... Lettered four years in basketball and another in track and field... Majored in general studies at Nevada... Selected as Denver's Walter Payton Man of the Year nominee in 2016 for his outstanding leadership both on the field and in the community... Named a 2014 Denver Broncos Community Champion Award winner for his contributions off the field... Works with the Mile High United Way to support successful learning for children in schools... Participated in multiple Hometown Huddle events, the Broncos' annual Play 60 event for the 16 branches of Boys & Girls Clubs of Metro Denver... Virgil Leo Green was born on Aug. 3, 1988, in Tulare, Calif.

GREEN'S REGULAR SEASON RECORD

Year	Club	G	S	RECEIVING					SCORING					
				No.	Yds.	Avg.	LG	TD	TD	TDr	TDp	TDrt	2pt	Pts.
2011	Denver	15	3	3	24	8.0	9	0	0	0	0	0	0	0
2012	Denver	12	2	5	63	12.6	28	0	0	0	0	0	0	0
2013	Denver	16	3	9	45	5.0	10	0	0	0	0	0	0	0
2014	Denver	13	9	6	74	12.3	38	1	1	0	1	0	0	6
2015	Denver	16	5	12	173	14.4	32	1	1	0	1	0	0	6
2016	Denver	12	11	22	237	10.8	31	1	1	0	1	0	0	6
2017	Denver	15	15	13	185	14.2	44	1	1	0	1	0	0	6
CAREER TOTALS		99	48	70	801	11.4	44	4	4	0	4	0	0	24

ADDITIONAL STATISTICS: Special-teams tackles — 2011 (3), 2012 (1), 2013 (3), 2014 (5), 2015 (4), TOTAL (16). Miscellaneous tackles — 2011 (1), 2015 (1), 2017 (1), TOTAL (3). Rushing — 2014 (2 for 3 yds.), TOTAL (2 for 3 yds.).

GREEN'S POSTSEASON RECORD

Year	Club	G	S	RECEIVING					SCORING					
				No.	Yds.	Avg.	LG	TD	TD	TDr	TDp	TDrt	2pt	Pts.
2011	Denver	2	1	0	0	0.0	—	0	0	0	0	0	0	0
2012	Denver	1	0	0	0	0.0	—	0	0	0	0	0	0	0
2013	Denver	3	0	1	3	3.0	3	0	0	0	0	0	0	0
2014	Denver	1	1	1	4	4.0	4	0	0	0	0	0	0	0
2015	Denver	3	1	2	14	7.0	11	0	0	0	0	0	0	0
CAREER TOTALS		10	3	4	21	5.3	11	0	0	0	0	0	0	0

ADDITIONAL STATISTICS: One rush for 6 yds. vs. New England, 1/19/14.

GREEN'S SINGLE-GAME HIGHS


(Postseason in parentheses)

Receptions — 4, twice, last vs. San Diego, 10/30/16 (2 vs. Pittsburgh, 1/17/16). **Receiving yards** — 61 vs. Green Bay 11/1/15 (14 vs. Pittsburgh, 1/17/16). **Longest reception** — 44 vs. Los Angeles Chargers, 9/11/17 (11 vs. Pittsburgh, 1/17/16). **Receiving touchdowns** — 1, four times, last vs. Dallas, 9/17/17 (none).

VIRGIL GREEN'S 2017 GAME-BY-GAME

(Victories asterisked)

2017 DENVER (5-10)			RECEIVING					SCORING	
Date	Opponent	P/S	No.	Yds.	Avg.	LG	TD	2pt.	Pts.
Sep 11	vs. LA Chargers*	S	1	44	44.0	44	0	0	0
Sep 17	vs. Dallas*	S	2	11	5.5	9	1	0	6
Sep 24	at Buffalo	S	3	18	6.0	14	0	0	0
Oct 1	vs. Oakland*	S	0	0	—	—	0	0	0
Oct 15	vs. New York Giants	S	1	24	24.0	24	0	0	0
Oct 22	at LA Chargers	S	1	7	7.0	7	0	0	0
Oct 30	at Kansas City	S	1	16	16.0	16	0	0	0
Nov 5	at Philadelphia	S	0	0	—	—	0	0	0
Nov 12	vs. New England	S	0	0	—	—	0	0	0
Nov 19	vs. Cincinnati	S	2	13	6.5	8	0	0	0
Nov 26	at Oakland	S	1	16	16.0	16	0	0	0
Dec 3	at Miami	S	1	36	36.0	36	0	0	0
Dec 10	vs. New York Jets*	S	0	0	—	—	0	0	0
Dec 14	at Indianapolis*	S	0	0	—	—	0	0	0
Dec 24	at Washington	S	0	0	—	—	0	0	0
Season Totals		15/15	13	185	14.2	44	1	0	6



CHRIS HARRIS JR.

25

CORNERBACK

5-10 • 199 • 7TH YR. • KANSAS

BORN: June 18, 1989, in Bixby, Okla.

HIGH SCHOOL: Bixby (Okla.) High School

ACQUIRED: College Free Agent, 2011

NFL YEAR: 7th • **YEAR WITH BRONCOS:** 7th

NFL GAMES PLAYED/STARTED: 110/93 • **POSTSEASON GP/GS:** 8/7



HARRIS JR. AT A GLANCE:

- A seventh-year cornerback who played 110 regular-season games (93 starts) in his first seven NFL seasons with Denver, totaling 16 interceptions (378 yds.) and 70 passes defensed during that span.
- Voted to his third consecutive Pro Bowl in 2016—one of just five undrafted cornerbacks in pro football history to make three or more Pro Bowls with his original team.
- Selected as an Associated Press First-Team All-Pro in the newly-created defensive back position in 2016 in addition to being named a second-team All-Pro choice as a cornerback in 2015.
- Named a 2015 Broncos Community Ambassador award winner.
- Earned his first Pro Bowl selection in 2014 to become just the sixth undrafted cornerback in NFL history to accomplish that feat with his original team.
- Voted by his teammates as the recipient of the 2014 Ed Block Courage Award after coming back from a torn ACL in 2013 to start every game and ranking first in opponent quarterback rating (47.8) when targeted, according to Pro Football Focus.
- Recognized as the recipient of the Darrent Williams Good Guy Award in 2013 given annually to the Bronco who best exemplifies Williams' enthusiasm, cooperation and honesty while dealing with members of the press.
- Emerged as a regular starter for the Broncos in 2012, opening the final 12 games of the regular season and allowing the fifth-fewest receiving yards (400) and tying for the eighth-fewest completions allowed (35) in the NFL among players targeted at least 60 times.
- Represented one of just two defensive backs in the league in 2012 to record multiple interceptions (3) and sacks (2.5), while returning two of his picks for touchdowns to tie the franchise single-season record.
- Recorded the longest interception return for a touchdown in Broncos history with his 98-yard pick-six at Baltimore (12/16/12).
- Played all 16 regular-season games (4 starts) and two playoff contests (1 start) as a rookie in 2011 after making Denver's active roster out of training camp.
- Named to the 2011 NFL All-Rookie Team by the PFW/PFWA and *Football Outsiders* after ranking first among NFL rookie defensive backs (fourth on the Broncos) with 65 tackles (56 solo) to go along with one interception (15 yds.), six passes defensed and six special-teams stops.
- Played 50 games (41 starts) for the University of Kansas and finished his career ranked third among defensive backs with 290 tackles (197 solo) in addition to four sacks (21 yds.) and three interceptions (11 yds.).
- Entered the NFL with Denver as a college free agent on July 27, 2011.

25's TROPHY CASE

Pro Bowls (3)	2014-16
All-Pro (First-Team)	2016
All-Pro (Second-Team)	2015

CAREER TRANSACTIONS: Signed by Denver as a college free agent 7/27/11.



2017: Harris Jr. recorded one solo tackle and one pass defensed vs. LAC (9/11)... Intercepted Dak Prescott and returned it 23 yards in addition to posting six solo stops vs. Dal. (9/17)... Notched three solo tackles at Buf. (9/24)... Registered five tackles (3 solo) and one pass defensed vs. Oak. (10/1)... Played in his 100th career game and assisted on two tackles vs. NYG (10/15)... Contributed three tackles (2 solo) at LAC (10/22)... Notched one solo tackle at K.C. (10/30)... Posted two solo stops and one pass defensed at Phi. (11/5)... Tallied five solo tackles vs. N.E. (11/12)... Had one solo stop vs. Cin. (11/19)... Posted three tackles (2 solo) at Oak. (11/26)... Intercepted Jay Cutler (13 yds.) and made two tackles (1 solo) at Mia. (12/3)... Registered one

HARRIS JR. GOES FROM UNDRAFTED TO PRO BOWLER

UNDRAFTED CORNERBACKS TO MAKE MULTIPLE PRO BOWLS WITH THEIR ORIGINAL TEAM, NFL HISTORY

Player	Team	Rookie Yr.	Pro Bowls w/original team
Cornell Green	Dallas	1962	5 (1967-69, '71-'72)*
Emmitt Thomas	Kansas City	1966	5 (1968, '71-'72, '74-'75)*
Robert James	Buffalo	1969	3 (1972-74)
Everson Walls	Dallas	1981	4 (1981-83, '85)
Chris Harris Jr.	Denver	2011	3 (2014-16)

**Named an AFL All-Star before being selected to the Pro Bowl*

solo tackle and one pass defended vs. NYJ (12/10)... Posted two solo tackles and one forced fumble at Ind. (12/14)... Had one solo tackle at Was. (12/24).

2016: Harris Jr. was named a first-team All-Pro by the Associated Press in the newly created defensive back category and was voted to his third consecutive Pro Bowl... Became one of four undrafted cornerbacks in pro football history to make first-team All-Pro status with their original team... Finished the season with 63 tackles (57 solo), two interceptions (36 yds.), one forced fumble, one fumble recovery and 11 passes defended... Posted two solo tackles, one interception and three passes defended vs. Car. (9/8)... Posted seven tackles (six solo), one forced fumble and one fumble recovery... Totaled six tackles (5 solo) and one pass defended vs. S.D. (10/30)... Intercepted Blake Bortles and returned it 36 yards in addition to posting three solo tackles and two passes defended at Jac. (12/4).

2015: Harris Jr. was selected to his second consecutive Pro Bowl and named a second-team All-Pro by the Associated Press after starting all 16 regular-season games and finishing with 58 tackles (49 solo), two interceptions (94 yds.) and six passes defended... Tallied 14 tackles (12 solo), two passes defended and one sack (4 yds.) in Denver's three postseason contents... Intercepted Raiders QB Derek Carr at Oak. (10/11) and returned it 74 yards for a touchdown—the seventh longest such play in team history... Posted three solo tackles and one pass defended in Denver's AFC Divisional Playoff Game vs. Pit. (1/17)... Recorded six tackles (4 solo) and one pass defended in Denver's AFC Championship Game vs. N.E. (1/24)... Notched five solo tackles and one sack (4 yds.) in Denver's Super Bowl 50 victory vs. Car. (2/7).

2014: Harris Jr. started all 16 regular-season games for the first time in his career, earning his first Pro Bowl selection just months after having ACL surgery... Became just the sixth undrafted cornerback in pro football history to make a Pro Bowl with his original team... Selected as the Broncos' 2014 Ed Block Courage Award winner for his commitment to the principles of sportsmanship and courage... Totaled 55 tackles (51 solo), three interceptions (52 yds.), a team-high 17 passes defended, one forced fumble and one fumble recovery... Ranked first among all cornerbacks for opponent quarterback rating (47.8) and did not allow a single touchdown according to Pro Football Focus.... Posted a career-high four passes defended vs. Ari. (10/5)... Recorded his first career fumble recovery at Oak. (11/9) and his first career forced fumble vs. Mia. (11/23).

2013: Harris Jr. played all 16 regular-season games (15 starts) and matched his career high with 65 tackles to rank second among Broncos defensive backs... Tied for the team lead with three interceptions and set a new career mark with 14 pass breakups... Saw action in one playoff game for the Broncos before a season-ending knee injury... Became the first Bronco since Champ Bailey in 2009 to record interceptions in back-to-back games when he picked off a pass from Eli Manning in the fourth quarter at NYG (9/15)... Led the team with a career-best 11 tackles vs. Jac. (10/13)... Tied for the team lead with six tackles and added a career-best three pass breakups at K.C. (12/1)... Suffered a torn ACL in Denver's AFC Divisional Playoff Game vs. S.D. (1/12) and was placed on injured reserve on Jan. 14.

2012: Harris Jr. played 15 games (12 starts) in the regular season and tied for the team lead with three interceptions—two of them returned for touchdowns—and nine passes defended... Added 61 tackles (51 solo) and 2.5 sacks (17.5 yds.) as one of just two defensive backs in the NFL to post multiple interceptions and sacks... Ranked fifth in the NFL in receiving yards allowed (400) and tied for the eighth-fewest completions (35) allowed among players with at least 60 defensive targets... Finished fifth in the league with his 144 interception return yards to represent the fourth-highest single-season total in franchise history... Missed Denver's Week 2 contest at Atl. (9/17) with an ankle injury... Recorded his first career multiple-interception game and his first career touchdown on a 46-yard interception return to cap Denver's 24-point comeback at S.D. (10/15)... Sacked Panthers quarterback Cam Newton and led the Broncos with seven tackles while seeing time at outside cornerback, nickel corner, and safety at Car. (11/11)... Intercepted Ravens quarterback Joe Flacco and returned it a franchise-record 98 yards for a touchdown at Bal. (12/16)... Tied a franchise postseason record with four pass breakups in Denver's AFC Divisional Playoff Game vs. Bal. (1/12).

2011: Harris Jr., who entered the NFL with Denver as a college free agent on July 27, played all 16 reg-

HARRIS JR. BREAKS OUT IN 2014

LOWEST OPPONENT QB RATING, NFL, 2014 (SOURCE: PRO FOOTBALL FOCUS)

Player	Rec.	Yds.	Rtg.
1. Chris Harris Jr., Den.	46	356	47.8
2. Richard Sherman, Sea.	31	422	48.4
3. Aqib Talib, Den.	55	578	72.2
4. Darrelle Revis, N.E.	41	557	72.6
5. Desmond Trufant, Atl.	54	649	74.0



ular-season games (4 starts) as a rookie and finished fifth on the club (first among NFL rookie defensive backs) with 65 tackles (56 solo) to go along with one interception (15 yds.) and six passes defended... Ranked fifth on the Broncos with six special-teams stops... Played in both of Denver's postseason contests, including a start in the AFC Divisional Playoff Game at N.E. (1/14), and tied for third on the team with 13 tackles (7 solo)... Named to the 2011 NFL All-Rookie Team by the PFW/PFWA and *Football Outsiders*.

COLLEGE: Harris Jr. finished his career at the University of Kansas ranked third among defensive backs with 290 tackles (197 solo) and added four sacks (21 yds.) and three interceptions (11 yds.) for the Jayhawks... Played 50 career games (41 starts), seeing time at cornerback and safety... Named KU Defensive Back of the Year as a senior and was selected as the co-recipient of Kansas' Don Fambrough Award for unselfishness following his junior campaign... Opened 10 games as a true freshman for Kansas in 2007 and was tabbed as the Big 12 Conference Newcomer of the Year in addition to receiving honorable mention Freshman All-America recognition.

PERSONAL: Harris Jr. attended Bixby (Okla.) High School, where he was an all-state defensive back and was named district player of the year as a senior in 2006... Lettered in basketball and track and was a member of the academic state champion teams during his final two prep seasons... Majored in social psychology at Kansas... Started the Chris Harris Jr. Foundation to support "underdogs"—individuals, particularly children, who are at a disadvantage because of circumstances beyond their control... Holds a free Underdog Football Skills Academy in Denver as well as his hometown of Tulsa, Okla.... Volunteers with his wife Leah in the Big Brothers Big Sisters program... Selected as the Broncos' 2014 Ed Block Courage Award winner for his commitment to the principles of sportsmanship and courage... Named the 2013 winner of the Darrent Williams Good Guy Award, an award given for accountability and accessibility in the day-to-day workings of the season presented by the Denver chapter of the Pro Football Writers of America... Chris Harris Jr. was born on June 18, 1989, in Bixby, Okla.

HARRIS JR.'S REGULAR SEASON RECORD

Year	Club	G	S	UT	A	TT	S-Yds.	I-Yds.	PD	FF	FR	TD-Int.	TD-FR	S	Pts.
2011	Denver	16	4	56	9	65	0-0	1-15	6	0	1	0	0	0	0
2012	Denver	15	12	51	10	61	2.5-17.5	3-144	9	0	1	2	0	0	12
2013	Denver	16	15	58	7	65	0-0	3-1	14	0	0	0	0	0	0
2014	Denver	16	16	51	4	55	1-2	3-52	17	1	1	0	0	0	0
2015	Denver	16	16	49	9	58	0-0	2-94	6	2	0	1	0	0	6
2016	Denver	16	15	57	6	63	0-0	2-36	11	1	1	0	0	0	0
2017	Denver	15	15	31	7	38	0-0	2-36	7	1	0	0	0	0	0
CAREER TOTALS		110	93	353	52	355	3.5-19.5	16-378	70	5	4	3	0	0	18

ADDITIONAL STATISTICS: *Special-teams tackles* — 2011 (6), TOTAL (6). *Special-teams fumble recoveries* — 2011 (1), 2012 (1), TOTAL (2).

HARRIS JR.'S POSTSEASON RECORD

Year	Club	G	S	UT	A	TT	S-Yds.	I-Yds.	PD	FF	FR	TD-Int.	TD-FR	S	Pts.
2011	Denver	2	1	7	6	13	0-0	0-0	0	0	0	0	0	0	0
2012	Denver	1	1	3	0	3	0-0	0-0	4	0	0	0	0	0	0
2013	Denver	1	1	2	0	2	0-0	0-0	1	0	0	0	0	0	0
2014	Denver	1	1	3	0	3	0-0	0-0	1	0	0	0	0	0	0
2015	Denver	3	3	12	2	14	1-4	0-0	2	0	0	0	0	0	0
CAREER TOTALS		8	7	27	8	35	1-4	0-0	8	0	0	0	0	0	0

HARRIS JR.'S SINGLE-GAME HIGHS

(Postseason in parentheses)

Tackles — 11 vs. Jacksonville, 10/13/13 (8 at New England, 1/14/12). **Interceptions** — 2 at San Diego, 10/15/12 (none). **Interception return yards** — 98 at Baltimore, 12/16/12 (none). **Passes defended** — 4, twice, last, vs. Arizona, 10/5/14 (4 vs. Baltimore, 1/12/13). **Sacks** — 1, three times, last vs. Buffalo, 12/7/14 (1 vs. Carolina, 2/7/16). **Sack yards** — 11 vs. Oakland, 9/30/12 (4 vs. Carolina, 2/7/16). **Forced fumbles** — 1, five times, last at Indianapolis, 12/14/17 (none). **Fumble recoveries** — 1, four times, last vs. Houston, 10/24/16 (none).

CHRIS HARRIS JR.'S 2017 BY-GAME

(Victories asterisked)

2017 DENVER (5-9)		TACKLES									
Date	Opponent	P/S	UT	A	TT	S-Yds.	I-Yds.	PD	FF	FR	
Sep 11	vs. LA Chargers*	S	1	0	1	0-0	0-0	1	0	0	
Sep 17	vs. Dallas*	S	6	0	6	0-0	1-23	2	0	0	
Sep 24	at Buffalo	S	3	0	3	0-0	0-0	0	0	0	
Oct 1	vs. Oakland*	S	3	2	5	0-0	0-0	1	0	0	
Oct 15	vs. New York Giants	S	0	2	2	0-0	0-0	0	0	0	
Oct 22	at LA Chargers	S	2	1	3	0-0	0-0	0	0	0	
Oct 30	at Kansas City	S	1	0	1	0-0	0-0	0	0	0	
Nov 5	at Philadelphia	S	2	0	2	0-0	0-0	1	0	0	
Nov 12	vs. New England	S	5	0	5	0-0	0-0	0	0	0	
Nov 19	vs. Cincinnati	S	1	0	1	0-0	0-0	0	0	0	
Nov 26	at Oakland	S	2	1	3	0-0	0-0	0	0	0	
Dec 3	at Miami	S	1	1	2	0-0	1-13	1	0	0	
Dec 10	vs. New York Jets*	S	1	0	1	0-0	0-0	1	0	0	
Dec 14	at Indianapolis*	S	2	0	2	0-0	0-0	0	1	0	
Dec 24	at Washington	S	1	0	1	0-0	0-0	0	0	0	
Season Totals			15/15	31	7	38	0-0	2-36	7	1	0



SHELBY HARRIS

96

DEFENSIVE END

6-2 • 290 • 3RD YR. • ILLINOIS STATE

BORN: Aug. 11, 1991, in Milwaukee

HIGH SCHOOL: Homestead High School, Mequon, Wisc.

ACQUIRED: Free Agent, 2017

NFL YEAR: 3rd • YEAR WITH BRONCOS: 1st

NFL GAMES PLAYED/STARTED: 23/5



HARRIS AT A GLANCE:

- A third-year defensive end who played 23 games (5 starts) with Oakland (2014-15) and Denver (2017) in addition to spending time on practice squads and competing in training camp with the Raiders (2014-15), Jets (2016) and Cowboys (2016).
- Posted 10 tackles (4 solo) and one sack (9 yds.) in eight games with Oakland from 2014-15.
- Totaled 173 tackles (72 solo), 14 sacks, one forced fumble, four fumble recoveries, one interception and five passes defended during his three season at Illinois State University.
- Joined the Broncos as a future contract signee on Jan. 25, 2017.
- Selected by Oakland in the seventh round (235th overall) of the 2014 NFL Draft.

CAREER TRANSACTIONS: Signed by Oakland as a draft choice 5/20/14; Waived by Oakland 9/18/14; Signed by Oakland (practice squad) 9/20/14; Signed by Oakland (active roster) 12/24/14; Waived by Oakland 9/5/15; Signed by Oakland (practice squad) 9/8/15; Signed by Oakland (active roster) 10/24/15; Waived by Oakland 10/31/15; Signed by Oakland (practice squad) 11/3/15; Signed by Oakland (active roster) 11/19/15; Waived by Oakland 5/16/16; Signed by N.Y. Jets 6/1/16; Waived by N.Y. Jets 8/28/16; Signed by Dallas (practice squad) 12/22/16; Waived by Dallas 1/10/17; Signed by Denver to a future contract 1/25/17.



2017: Harris made his first career start and blocked a potential game-tying field goal with :05 seconds remaining vs. LAC (9/11)... Assisted on one tackle vs. Dal. (9/17)... Made two tackles (1 solo) and sacked Tyrrod Taylor for five yards at Buf. (9/24)... Sacked Derek Carr for four yards vs. Oak. (10/1)... Tallied three tackles (2 solo) and one pass defended vs. NYG (10/15)... Posted two solo tackles at LAC (10/22)... Registered three solo tackles at K.C. (10/30)... Notched three solo tackles and one pass defended at Phi. (11/5)... Totaled two tackles (1 solo) vs. N.E. (11/12)... Had one solo stop vs. Cin. (11/19)... Tallied three tackles (1 solo) and 0.5 sacks (2 yds.) at Oak. (11/26)... Sacked Jay Cutler (6 yds.) and made four tackles (3 solo) at Mia. (12/3)... Recorded two tackles (1 solo), one sack (8 yds.) and one pass defended vs. NYJ (12/10)... Assisted on a pair of tackles at Ind. (12/14)... Had one solo stop at Was. (12/24).

2016: Harris competed in training camp with the N.Y. Jets and spent three weeks competing on Dallas' practice squad.

2015: Harris played seven games with Oakland in addition to competing on the club's practice squad... Recorded 12 tackles (9 solo) and one sack (9 yds.)... Made his season-debut at S.D. (10/25)... Posted five solo tackles vs. G.B. (12/20)... Notched his first career sack (9 yds.) at K.C. (1/3).

2014: Selected by Oakland in the seventh round (235th overall) of the 2014 NFL Draft, Harris appeared in one contest with the Raiders after spending the first 16 weeks of the season on the team's practice squad... Made his NFL debut in the season finale at Den. (12/28) and made two tackles (1 solo).

COLLEGE: Harris played three years at Illinois State University after transferring from the University of Wisconsin following his freshman season, seeing action in 33 games (27 starts)... Totaled 173 tackles (72 solo), 14 sacks, one forced fumble, four fumble recoveries, one interception and five passes defended... Started all 13 games as a senior, earning first-team All-Missouri Valley Football Conference honors after posting 85 tackles (30 solo), seven sacks (38 yds.), one interception, three passes defended, one forced fumble and three fumble recoveries.

PERSONAL: Harris attended Homestead High School in Mequon, Wisc., where he was a *Milwaukee Journal Sentinel* all-area selection and Area Player of the Year as a senior... Finished his senior season with 87 tackles, seven sacks, two forced fumbles and one fumble recovery... Shelby Harris was born on Aug. 11, 1991, in Milwaukee.

HARRIS' REGULAR SEASON RECORD

Year	Club	G	S	UT	A	TT	S-Yds.	I-Yds.	PD	FF	FR	TD-Int.	TD-FR	S	Pts.
2014	Oakland	1	0	1	1	2	0-0	0-0	0	0	0	0	0	0	0
2015	Oakland	7	0	9	3	12	1-9	0-0	0	0	0	0	0	0	0
2016	NYJ/DAL	PRACTICE SQUAD													
2017	Denver	15	5	20	12	32	4.5-25	0-0	3	0	0	0	0	0	0
CAREER TOTALS		23	5	30	16	46	5.5-34	0-0	3	0	0	0	0	0	0

ADDITIONAL STATISTICS: Blocked a field goal vs. Los Angeles Chargers, 9/11/17

SHELBY HARRIS' 2017 GAME-BY-GAME

(Victories asterisked)

2017 DENVER (5-10)		TACKLES											
Date	Opponent	P/S	UT	A	TT	S-Yds.	I-Yds.	PD	FF	FR			
Sep 11	vs. LA Chargers*	S	0	2	2	0-0	0-0	0	0	0			
Sep 17	vs. Dallas*	P	0	1	1	0-0	0-0	0	0	0			
Sep 24	at Buffalo	P	1	1	2	1-5	0-0	0	0	0			
Oct 1	vs. Oakland*	P	1	0	1	1-4	0-0	0	0	0			
Oct 15	vs. New York Giants	P	2	1	3	0-0	0-0	1	0	0			
Oct 22	at LA Chargers	P	2	0	2	0-0	0-0	0	0	0			
Oct 30	at Kansas City	P	3	0	3	0-0	0-0	0	0	0			
Nov 5	at Philadelphia	P	3	0	3	0-0	0-0	1	0	0			
Nov 12	vs. New England	P	1	1	2	0-0	0-0	0	0	0			
Nov 19	vs. Cincinnati	P	1	0	1	0-0	0-0	0	0	0			
Nov 26	at Oakland	P	1	2	3	0.5-2	0-0	0	0	0			
Dec 3	at Miami	S	3	1	4	1-6	0-0	0	0	0			
Dec 10	vs. New York Jets*	S	1	1	2	1-8	0-0	1	0	0			
Dec 14	at Indianapolis*	S	0	2	2	0-0	0-0	0	0	0			
Dec 24	at Washington	S	1	0	1	0-0	0-0	0	0	0			
Season Totals			15/5	20	12	32	4.5-25	0-0	3	0	0		



DE'ANGELO HENDERSON 33

RUNNING BACK

5-7 • 208 • R • COASTAL CAROLINA

BORN: Nov. 24, 1992, in Summerville, S.C.

HIGH SCHOOL: Summerville (S.C.) High School

ACQUIRED: Draft #6 (219th overall), 2017

NFL YEAR: 1st • **YEAR WITH BRONCOS:** 1st

NFL GAMES PLAYED/STARTED: 4/0



HENDERSON AT A GLANCE:

- A rookie running back who appeared in four games with Denver in 2017.
- Started 39-of-50 games played at Coastal Carolina University, rushing 721 times for 4,635 yards (6.5 avg.) with 58 touchdowns.
- Set an NCAA Division I record by scoring a touchdown in 35 consecutive games (58 total touchdowns), spanning every game he appeared in during the 2014-16 seasons.
- Finished his collegiate career as Coastal Carolina's leading rusher in all major categories, including yards (4,635), attempts (732), rushing scores (58) and 100-yard rushing games (25).
- Selected by the Broncos in the sixth round (219th overall) of the 2017 NFL Draft.

CAREER TRANSACTIONS: Signed by Denver as a draft choice 5/10/17.



2017: Henderson made his NFL debut on special teams vs. LAC (9/11)... Saw action on special teams vs. Dal. (9/17)... Rushed once for one yard on a fake punt and made one special-teams stop at Buf. (9/24)... Was inactive in Games 4-14... Rushed one time and caught one pass for seven yards at Was. (12/24).

COLLEGE: Henderson started 39-of-50 games played at Coastal Carolina University, rushing 721 times for 4,635 yards (6.5 avg.) with 58 touchdowns... Opened all nine games played at Coastal Carolina University, setting the NCAA Division I record by scoring at least one touchdown in 35 consecutive games (58 total scores)... Rushed 183 times for 1,156 yards (6.3 avg.) with 16 touchdowns in addition to catching 20 passes for 190 yards (9.5 avg.) with two scores... Rushed for more than 100 yards in seven contests, ranking fourth in rushing yards per game (128.4) and fifth in total touchdowns (19) nationally... Started all 12 games, finishing with 222 rushes for 1,346 yards (6.1 avg.) with 16 touchdowns... Added 40 receptions for 403 yards (10.1 avg.) with three touchdowns... Named the Big South Conference Offensive Player of the Year and received recognition on the conference's first team... Broke the NCAA FCS record for consecutive games with at least one touchdown (26)... Compiled eight 100-yard rushing games... Scored a touchdown in all 14 of his starts in 2014... Posted a career-best 1,534 rushing yards on 234 carries (6.6 avg.) with 20 touchdowns in addition to catching 33 passes for 289 yards (8.8 avg.)... Named First-Team All-Big South after leading the conference in rushing yards per game (109.6), total rushing yards (1,534) and rushing scores (20).

PERSONAL: Henderson was named a finalist for South Carolina's 2010 Mr. Football as a senior at Summerville (S.C.) High School... Voted as the Class 4A Running Back of the Year by the South Carolina Coaches Association, leading the state in rushing yards with 2,345 yards while scoring 27 touchdowns... Finished as his school's all-time leading rusher with 4,661 yards to go along with 53 career touchdowns... De'Angelo Henderson was born on Nov. 24, 1992, in Summerville, S.C.

HENDERSON'S REGULAR SEASON RECORD


Year	Club	RUSHING								RECEIVING					SCORING				
		G	S	No.	Yds.	Avg.	LG	TD	No.	Yds.	Avg.	LG	TD	TD	TDp	TDrt	2pt	Pts.	
2017	Denver	4	0	2	-2	-1.0	1	0	1	7	7.0	7	0	0	0	0	0	0	0
CAREER TOTALS		4	0	2	-2	-1.0	1	0	1	7	7.0	7	0	0	0	0	0	0	0

ADDITIONAL STATISTICS: Special-teams Tackles— 2017 (1), TOTAL (1).

DE'ANGELO HENDERSON'S 2017 GAME-BY-GAME

(Victories asterisked)

2017 DENVER (5-10)		RUSHING								RECEIVING					SCORING	
Date	Opponent	P/S	No.	Yds.	Avg.	LG	TD	No.	Yds.	Avg.	LG	TD	2pt	Pts.		
Sep 11	vs. LA Chargers*	P	0	0	—	—	0	0	0	—	—	0	0	0		
Sep 17	vs. Dallas*	P	0	0	—	—	0	0	0	—	—	0	0	0		
Sep 24	at Buffalo	P	1	1	1.0	1	0	0	0	—	—	0	0	0		
GAMES 4-14		INACTIVE														
Dec 24	at Washington	P	1	-3	-3.0	-3	0	1	7	7.0	7	0	0	0		
Season Totals			4/0	2	-2	-1.0	1	0	1	7	7.0	7	0	0		



JEFF HEURMAN

82

TIGHT END



6-5 • 255 • 3RD YR. • OHIO STATE

BORN: Nov. 24, 1992, in Naples, Fla.

HIGH SCHOOL: Barron Collier High School, Naples, Fla.

ACQUIRED: Draft #3 (92nd overall), 2015

NFL YEAR: 3rd • YEAR WITH BRONCOS: 3rd

NFL GAMES PLAYED/STARTED: 25/7

HEURMAN AT A GLANCE:

- A third-year tight end who played 25 games (7 starts) with Denver (2016-17) after missing his initial NFL season in 2015 with a knee injury suffered during rookie mini camp.
- Played 51 career games (36 starts) at Ohio State University, totaling 52 receptions for 792 yards (15.2 avg.) with seven touchdowns in four seasons.
- Tallied 17 catches for 207 yards (12.2 avg.) with two touchdowns as a senior team co-captain, helping the Buckeyes to the 2014 College Football Playoff National Championship.
- Selected by the Broncos in the third round (92nd overall) of the 2015 NFL Draft.

CAREER TRANSACTIONS: Signed by Denver as a draft choice 6/4/15.



2017: Heurman caught one pass for 20 yards vs. LAC (9/11)... Posted one catch for 15 yards vs. Dal. (9/17)... Played at Buf. (9/24)... Started vs. Oak. (10/1)... Recorded two catches for 24 yards (12.0 avg.) and scored his first career touchdown on a 13-yard reception vs. NYG (10/15)... Started at LAC (10/22)... Opened the game and made one catch for 11 yards at K.C. (10/30)... Saw action on offense and special teams at K.C. (11/5)... Made one catch for four yards vs. N.E. (11/12)... Was inactive with a knee injury vs. Cin. (11/19) and at Oak. (11/26)... Played on offense at Mia. (12/3)... Caught one pass for five yards vs. NYJ (12/10)... Scored on a 54-yard touchdown reception at Ind. (12/14)... Started at Was. (12/24).

2016: Heurman played 12 games (2 starts), catching nine passes for 141 yards (15.7 avg.)... Made his NFL debut and made one catch for 29 yards at Cin. (9/25)... Made two catches for 40 yards (20.0 avg.) vs. N.E. (12/18)... Made his first career start and caught three passes for 32 yards (10.7 avg.) at K.C. (12/25).

2015: Selected in the third round of the 2015 NFL Draft (92nd overall), Heurman tore his ACL in rookie mini camp and missed the 2015 season.

COLLEGE: Heurman played 51 career games (36 starts) at Ohio State University, totaling 52 receptions for 792 yards (15.2 avg.) with seven touchdowns in four seasons... Served as one of Ohio State University's co-captains, starting 14-of-15 games played and tallying 17 catches for 207 yards (12.2 avg.) with two touchdowns his senior year... Helped lead the Buckeyes to the College Football Playoff National Championship... Named a second-team All-Big Ten Conference selection and was on the John Mackey Award (nation's top tight end) mid-season watch list... Started all 14 games as a junior, recording career highs in receptions (26), receiving yards (466) and touchdowns (4) while earning All-Big Ten honorable mention honors... Led all Buckeyes receivers with 17.9 yards per reception... Named the Mackey Award Player of the Week following his career-best five-catch, 116-yard receiving outing vs. Purdue (11/2/13).

PERSONAL: Heurman earned all-conference, all-area and all-district honors as a senior at Barron Collier High School in Naples, Fla... Led Barron Collier to three District 3A titles... Played hockey for eight years and competed on the junior circuit... His father, Paul, was a basketball captain at Michigan and his brother, Mike, played tight end at Notre Dame... Last name is pronounced HIRE-mun... Jeff Heurman was born on Nov. 24, 1992, in Naples, Fla.

HEURMAN'S REGULAR SEASON RECORD

Year	Club	G	S	RECEIVING					SCORING					
				No.	Yds.	Avg.	LG	TD	TD	TDr	TDp	TDrt	2pt	Pts.
2015	Denver													
2016	Denver	12	2	9	141	15.7	31	0	0	0	0	0	0	0
2017	Denver	13	5	8	133	16.6	54t	2	2	0	2	0	0	12
CAREER TOTALS		25	7	17	274	16.1	54t	2	2	0	2	0	0	12

JEFF HEUERMAN'S 2017 GAME-BY-GAME

(Victories asterisked)

2017 DENVER (5-10)			RECEIVING					SCORING	
Date	Opponent	P/S	No.	Yds.	Avg.	LG	TD	2pt.	Pts.
Sep 11	vs. LA Chargers*	P	1	20	20.0	20	0	0	0
Sep 17	vs. Dallas*	P	1	15	15.0	15	0	0	0
Sep 24	at Buffalo	P	0	0	—	—	0	0	0
Oct 1	vs. Oakland*	S	0	0	—	—	0	0	0
Oct 15	vs. New York Giants	P	2	24	12.0	13t	1	0	6
Oct 22	at LA Chargers	S	0	0	—	—	0	0	0
Oct 30	at Kansas City	S	1	11	11.0	11	0	0	0
Nov 5	at Philadelphia	P	0	0	—	—	0	0	0
Nov 12	vs. New England	S	1	4	4.0	4	0	0	0
Nov 19	vs. Cincinnati				INACTIVE				
Nov 26	at Oakland				INACTIVE				
Dec 3	at Miami	P	0	0	—	—	0	0	0
Dec 10	vs. New York Jets*	P	1	5	5.0	5	0	0	0
Dec 14	at Indianapolis*	P	1	54	54.0	54t	1	0	6
Dec 24	at Washington	S	0	0	—	—	0	0	0
Season Totals		13/5	8	133	16.6	54t	2	0	12



MICHAEL HUNTER

39

CORNERBACK

6-0 • 192 • 2ND • OKLAHOMA STATE

BORN: April 19, 1993, in Monroe, La.

HIGH SCHOOL: West Monroe (La.) High School

ACQUIRED: Free Agent, 2017

NFL YEAR: 2nd • YEAR WITH BRONCOS: 1st

NFL GAMES PLAYED/STARTED: 6/0



HUNTER AT A GLANCE:

- A second-year cornerback who played six games with the New York Giants (2016-17) and Denver (2017) in addition to competing on practice squads with the Giants, Jets and Broncos.
- Played collegiately at Oklahoma State University (2015) and the University of Indiana (2011-14), earning All-Big 12 honorable mention as a redshirt-senior.
- Joined Denver as a practice squad signee on Nov. 29, 2017.
- Entered the NFL as a college free agent with the New York Giants on May 6, 2016.

CAREER TRANSACTIONS: Signed by New York Giants as a college free agent 5/6/17; Waived by New York Giants 9/3/16; Signed by New York Giants (practice squad) 9/5/17; Signed by New York Giants (active roster) 9/21/16; Waived by New York Giants 9/24/16; Signed by New York Giants 9/27/16; Waived by New York Giants 10/11/16; Signed by New York Giants (practice squad) 10/13/17; Waived by New York Giants 10/23/17; Signed by New York Jets (practice squad) 11/11/17; Waived by New York Jets 11/24/17; Signed by Denver (practice squad) 11/29/17; Signed by Denver (active roster) 12/19/17.



2017: Hunter appeared in four games with the New York Giants before being waived on Oct. 23... Competed on practice squads with the New York Jets and Denver before being promoted to Denver's active roster on Dec. 19... Was inactive at Was. (12/24).

2016: Hunter, who entered the NFL as a college free agent with the New York Giants on May 6, appeared in two games and posted four solo tackles... Competed on the club's practice squad throughout the season.

COLLEGE: Hunter began his college career at the University of Indiana (2011-14), where he played in 36 games and tallied 91 tackles (72 solo) with two interceptions... Played one season at Oklahoma State University in 2015, playing 13 games and recording 20 tackles (18 solo) with two interceptions... Named All-Big 12 honorable mention.

PERSONAL: Hunter attended West Monroe (La.) High School... Lettered in baseball and track and field... Michael Hunter was born on April 19, 1993, in West Monroe, La.


HUNTER'S REGULAR SEASON RECORD

Year	Club	G	S	UT	A	TT	S-Yds.	I-Yds.	PD	FF	FR	TD-Int.	TD-FR	S	Pts.
2016	NYG	2	0	4	0	4	0-0	0-0	0	0	0	0	0	0	0
2017	NYG/Den.	4	0	0	0	0	0-0	0-0	0	0	0	0	0	0	0
CAREER TOTALS		6	0	4	0	4	0-0	0-0	0	0	0	0	0	0	0

MICHAEL HUNTER'S 2017 GAME-BY-GAME

(Victories asterisked)

2017 DEN. (5-10) / NYG (2-13)		TACKLES											
Date	Opponent	P/S	UT	A	TT	S-Yds.	I-Yds.	PD	FF	FR			
Sep 10	at Dallas	P	0	0	0	0-0	0-0	0	0	0			
Sep 18	vs. Detroit	P	0	0	0	0-0	0-0	0	0	0			
Sep 24	at Philadelphia	P	0	0	0	0-0	0-0	0	0	0			
Oct 1	at Tampa Bay					INACTIVE							
Oct 8	vs. LA Chargers					INACTIVE							
Oct 15	at Denver*	P	0	0	0	0-0	0-0	0	0	0			
Oct 22	vs. Seattle					INACTIVE							
WAIVED BY N.Y. GIANTS OCT. 23 / SIGNED BY N.Y. JETS (PRACTICE SQUAD) NOV. 11 WAIVED BY N.Y. JETS NOV. 29 / SIGNED BY DENVER (PRACTICE SQUAD) NOV. 29 SIGNED BY DENVER (ACTIVE ROSTER) DEC. 19													
Dec 24	at Washington					INACTIVE							
Season Totals			4/0	0	0	0	0-0	0-0	0	0	0	0	0



ANDY JANOVICH

32

FULLBACK



6-1 • 238 • 2ND YR. • NEBRASKA

BORN: May 23, 1993, in Gretna, Neb.

HIGH SCHOOL: Gretna (Neb.) High School

ACQUIRED: Draft #6 (176th overall), 2016

NFL YEAR: 2nd • YEAR WITH BRONCOS: 2nd

NFL GAMES PLAYED/STARTED: 26/9

JANOVICH AT A GLANCE:

- A second-year fullback who saw action in 26 games (9 starts) with Denver (2016-17), rushing 10 times for 45 yards (4.5 avg.) with two touchdowns and catching nine passes for 79 yards (8.8 avg.).
- Appeared in 50 games (10 starts) for the University of Nebraska, contributing on offense and special teams.
- Led Nebraska with 13 special-teams tackles in 2015, earning honorable mention All-Big Ten Conference accolades.
- Attended Gretna (Neb.) High School, where he was named first-team All-Nebraska by the *Omaha World-Herald* as a linebacker,
- Selected by the Broncos in the sixth round (176th overall) of the 2016 NFL Draft.

CAREER TRANSACTIONS: Signed by Denver as a draft choice 5/12/16.



2017: Janovich started vs. LAC (9/11)... Saw action on offense and special teams vs. Dal. (9/17)... Rushed one time for two yards at Buf. (9/24)... Assisted on one special-teams tackle vs. Oak. (10/1)... Posted one solo special-teams stop vs. NYG (10/15)... Rushed one time for three yards and caught two passes for 14 yards (7.0 avg.) at LAC (10/22)... Notched one special-teams stop at K.C. (10/30)... Started and made one special-teams tackle at Phi. (11/5)... Rushed one time for three yards and returned one kickoff for 10 yards vs. N.E. (11/12)... Started vs. Cin. (11/19)... Rushed one time for four yards and made one special-teams tackle at Oak. (11/26)... Notched one special-teams stop at Mia. (12/3)... Scored a one-yard rushing touchdown vs. NYJ (12/10)... Carried once for -1 yards at Ind. (12/14)... Caught two passes for 21 yards (10.5 avg.) at Was. (12/24).

2016: Selected by the Broncos in the sixth round (176th overall) of the 2016 NFL Draft, Janovich saw action in 11 games (5 starts) before being placed on injured reserve on Dec. 2... Rushed four times for 33 yards (8.3 avg.) with one touchdown and caught five passes for 44 yards (8.8 avg.) vs. Car. (9/8)... Scored on a 28-yard touchdown run on his first NFL carry against the Panthers to become just the third player in franchise history over the last 30 years to score on his first career rushing attempt... Started his first NFL game at Cin. (9/25).

COLLEGE: Janovich appeared in 50 games (10 starts) for the University of Nebraska, contributing on offense at fullback and on various special-teams units... Appeared in 13 games (6 starts) as a senior, finishing with 42 carries for 265 yards (6.3 avg.) with three touchdowns and led the team with 13 special-teams tackles... Totaled 113 yards of offense vs. Southern Miss (9/27)... Saw action in 13 games (2 starts) and caught one pass for 16 yards in 2014... Awarded a scholarship prior to the start of his sophomore season and played 13 games, but did not register any statistics.

PERSONAL: Janovich attended Gretna (Neb.) High School, where he was named first-team All-Nebraska by the *Omaha World-Herald* as a linebacker and was part of the *Lincoln Journal Star's* second-team Super State squad as a senior... Led Gretna to the Nebraska Class B semifinals in his senior campaign, leading the team with 112 tackles and rushing for 799 yards with 18 touchdowns... Selected to play in the Nebraska Shrine Bowl... Enjoyed a perfect record during final two seasons in wrestling, winning the 2012 Class B 220-pound championship with a 46-0 record and 2011 the 189-pound title with a 53-0 record... Majored in management at the University of Nebraska... Named to the Nebraska Scholar-Athlete Honor Roll in the spring of 2013... Andy Janovich was born on May 23, 1993, in Gretna, Neb.

JANOVICH'S REGULAR SEASON RECORD

Year	Club	G	S	RUSHING					RECEIVING					SCORING						
				No.	Yds.	Avg.	LG	TD	No.	Yds.	Avg.	LG	TD	TD	TDr	TDp	TDrT	2pt	Pts.	
2016	Denver	11	5	4	33	8.3	28t	1	5	44	8.8	13	0	1	1	0	0	0	0	6
2017	Denver	15	4	6	12	2.0	3	1	4	35	8.8	16	0	1	1	0	0	0	0	6
CAREER TOTALS		26	9	10	45	4.5	28t	2	9	79	8.8	16	0	2	2	0	0	0	0	12

ADDITIONAL STATISTICS: Special-teams tackles — 2016 (2), 2017 (6), TOTAL (8). Kickoff returns — 2017 (1 for 10 yards, 10 LG, 0 TD), TOTAL (1 for 10 yards, 10 LG, 0 TD).

JANOVICH'S SINGLE-GAME HIGHS

(Postseason in parentheses)

Rushes — 1, eight times, last at Oakland, 11/26/17. **Rushing yards** — 28 vs. Carolina, 9/8/16. **Longest rush** —28t vs. Carolina, 9/8/16. **Rushing touchdowns** —1, twice, las vs. New York Jets, 12/10/17. **Receptions** — 2, twice, last at Washington, 12/24/17. **Receiving yards** — 21 at Washington, 12/24/17. **Longest reception** —16 at Washington, 12/24/17.

ANDY JANOVICH'S 2017 GAME-BY-GAME

(Victories asterisked)

2017 DENVER (5-10)			RUSHING					RECEIVING				SCORING		
Date	Opponent	P/S	No.	Yds.	Avg.	LG	TD	No.	Yds.	Avg.	LG	TD	2pt.	Pts.
Sep 11	vs. LA Chargers*	S	0	0	—	—	0	0	0	—	—	0	0	0
Sep 17	vs. Dallas*	P	0	0	—	—	0	0	0	—	—	0	0	0
Sep 24	at Buffalo	P	1	2	2.0	2	0	0	0	—	—	0	0	0
Oct 1	vs. Oakland*	P	0	0	—	—	0	0	0	—	—	0	0	0
Oct 15	vs. New York Giants	P	0	0	—	—	0	0	0	—	—	0	0	0
Oct 22	at LA Chargers	P	1	3	3.0	3	0	2	14	7.0	10	0	0	0
Oct 30	at Kansas City	P	0	0	—	—	0	0	0	—	—	0	0	0
Nov 5	at Philadelphia	S	0	0	—	—	0	0	0	—	—	0	0	0
Nov 12	vs. New England	P	1	3	3.0	3	0	0	0	—	—	0	0	0
Nov 19	vs. Cincinnati	S	0	0	—	—	0	0	0	—	—	0	0	0
Nov 26	at Oakland	S	1	4	4.0	4	0	0	0	—	—	0	0	0
Dec 3	at Miami	P	0	0	—	—	0	0	0	—	—	0	0	0
Dec 10	vs. New York Jets*	P	1	1	1.0	1t	1	0	0	—	—	0	0	6
Dec 14	at Indianapolis*	P	1	-1	-1.0	-1	0	0	0	—	—	0	0	0
Dec 24	at Washington	P	0	0	—	—	0	2	21	10.5	16	0	0	0
Season Totals			15/4	6	12	2.0	4	1	4	35	8.8	16	0	6



JOSEPH JONES

43

INSIDE LINEBACKER

6-0 • 231 • R • NORTHWESTER

BORN: Feb. 21, 1994, in Plano, Ill.

HIGH SCHOOL: Plano (Ill.) High School

ACQUIRED: Signed from Seattle's Practice Squad, 2017

NFL YEAR: 1st • **YEAR WITH BRONCOS:** 1st

NFL GAMES PLAYED/STARTED: 6/0



JONES AT A GLANCE:

- A rookie inside linebacker who has played six games with Denver after competing on practice squads with the Los Angeles Chargers and Seattle Seahawks.
- Saw action in 37 collegiate games (5 starts) at Northwestern University, totaling 70 tackles (44 solo), three sacks (18 yds.), two passes defensed and one fumble recovery.
- Signed with Denver off of Seattle's practice squad on Nov. 7, 2017.
- Entered the NFL with Dallas as a college free agent on May 12, 2017.

CAREER TRANSACTIONS: Signed by Dallas as a college free agent 5/12/17; Waived by Dallas 9/2/17; Signed by Los Angeles Chargers (practice squad) 9/4/17; Waived by Los Angeles Chargers 9/6/17; Signed by Seattle (practice squad) 9/19/17; Signed by Denver 11/7/17.



2017: Jones, who entered the NFL as a college free agent with Dallas on May 12, competed in training camp with the Cowboys... Spent time competing on practice squads with the Los Angeles Chargers and Seattle Seahawks... Signed to Denver's active roster on Nov. 7... Was inactive vs. N.E. (11/12)... Made his NFL debut on special teams vs. Cin. (11/19)... Contributed on special teams at Oak. (11/26)... Made one special-teams tackle at Mia. (12/3)... Played on special teams vs. NYJ (12/10) and at Ind. (12/14)... Contributed one special-teams stop at Was. (12/24).

COLLEGE: Jones saw action in 37 games (5 starts) at Northwestern University, totaling 70 tackles (44 solo), three sacks (18 yds.), two passes defensed and one fumble recovery... Appeared in all 13 games (5 starts) as a redshirt senior, finishing with 46 tackles (26 solo), two sacks (13 yds.), two passes defensed and one fumble recovery... Played 13 games as a junior, posting 18 tackles (14 solo) and one sack (5 yds.)... Tallied six tackles between his redshirt freshman and sophomore seasons.

PERSONAL: Jones was an all-conference running back for Plano (Ill.) High School, rushing for 710 yards and eight touchdowns and hauling in 11 passes for 328 yards and five touchdowns in eight games... Also lettered in track and basketball... Won a state championship in the 110 meter hurdles... Double majored in communication studies and economics... Joseph Jones was born on Feb. 21, 1994, in Plano, Ill.

JONES' REGULAR SEASON RECORD

Year	Club	G	S	UT	A	TT	S-Yds.	I-Yds.	PD	FF	FR	TD-Int.	TD-FR	S	Pts.
2017	Denver	6	0	0	0	0	0-0	0-0	0	0	0	0	0	0	0
CAREER TOTALS		6	0	0	0	0	0-0	0-0	0	0	0	0	0	0	0

ADDITIONAL STATISTICS: Special-teams tackles — 2017 (2), TOTAL (2).

JOSEPH JONES' 2017 GAME-BY-GAME

(Victories asterisked)

2017 DENVER (5-10)		TACKLES									
Date	Opponent	P/S	UT	A	TT	S-Yds.	I-Yds.	PD	FF	FR	
SIGNED BY DENVER (ACTIVE ROSTER) NOV. 7											
Nov 12	vs. New England										
Nov 19	vs. Cincinnati	P	0	0	0	0-0	0-0	0	0	0	
Nov 26	at Oakland	P	0	0	0	0-0	0-0	0	0	0	
Dec 3	at Miami	P	0	0	0	0-0	0-0	0	0	0	
Dec 10	vs. New York Jets*	P	0	0	0	0-0	0-0	0	0	0	
Dec 14	at Indianapolis*	P	0	0	0	0-0	0-0	0	0	0	
Dec 24	at Washington	P	0	0	0	0-0	0-0	0	0	0	
Season Totals			6/0	0	0	0	0-0	0-0	0	0	0



ZACH KERR

92

DEFENSIVE END



6-2 • 334 • 4TH YR. • DELAWARE

BORN: Aug. 29, 1990, in Virginia Beach, Va.

HIGH SCHOOL: Quince Orchard High School, Gaithersburg, Md.

ACQUIRED: Unrestricted Free Agent (Ind.), 2017

NFL YEAR: 4th • **YEAR WITH BRONCOS:** 1st

NFL GAMES PLAYED/STARTED: 47/9

KERR AT A GLANCE:

- A fourth-year defensive linemen who appeared in 47 games (9 starts) during his first four seasons in the NFL with Indianapolis (2014-16) and Denver (2017).
- Appeared in 12 games (4 starts) with the Colts in 2016, totaling 19 tackles (11 solo), 2.5 sacks (15.5 yds.) and one fumble recovery.
- Earned All-Colonial Athletic Association honors as a junior and senior at the University of Delaware (2012-13) after beginning his collegiate career at the University of Maryland (2009-11).
- Joined the Broncos as an unrestricted free agent (Indianapolis) on March 9, 2017.
- Entered the NFL as a college free agent with Indianapolis on May 11, 2014.

CAREER TRANSACTIONS: Signed by Indianapolis as a college free agent 5/11/14; Signed by Denver 3/9/17.



2017: Kerr was inactive vs. LAC (9/11) and vs. Dal. (9/17)... Assisted on one tackle at Buf. (9/24)... Was inactive vs. Oak. (10/1) and vs. NYG (10/15)... Saw action at LAC (10/22), at K.C. (10/30) and at Phi. (11/5)... Made three tackles (1 solo) vs. N.E. (11/12)... Played defense and special teams vs. Cin. (11/19)... Registered five solo tackles at Oak. (11/26)... Posted three tackles (1 solo) and 0.5 sacks (3.5 yds.) at Mia. (12/3)... Started and recorded one solo tackle and one pass defended vs. NYJ (12/10)... Recorded three tackles (1 solo) at Ind. (12/14) and at Was. (12/24).

2016: Kerr played 12 games (4 starts) with Indianapolis, recording 19 tackles (11 solo), 2.5 sacks (15.5 yds.) and one fumble recovery... Totaled a career-high five solo tackles and one sack at Den. (9/18).

2015: Kerr participated in 12 games (4 starts) with the Colts, notching 29 tackles (16 solo) and one pass defended... Opened the final four games of the season, recording 15 tackles (9 solo) in those contests.

2014: Kerr, who entered the NFL as a college free agent with Indianapolis on May 11, saw action in 12 games as a rookie... Contributed 16 tackles (11 solo), three sacks (6 yds.), one pass defended and one forced fumble... Produced his first career sack vs. Ten. (9/8)... Posted one sack (4 yds.) and one pass defended vs. Cin. (10/19).

COLLEGE: Kerr played two seasons at the University of Delaware (2012-13) after beginning his collegiate career at the University of Maryland (2009-11)... Started all 22 games played with the Blue Hens after appearing in 25 contests at Maryland... Finished his senior season at Delaware with 57 tackles (28 solo), 3.5 sacks, four passes defended and two forced fumbles en route to first-team All-Colonial Athletic Association honors... Earned second-team All-CAA honors as a junior after starting all 11 games and leading a defensive front that ranked second in the conference in rushing defense (134.2 ypg)... Finished his junior season with 27 tackles (15 solo), one sack, one interception and two fumble recoveries... Recorded 23 tackles (8 solo) in his two season at Maryland before sitting out the 2011 season due to NCAA transfer rules.

PERSONAL: Kerr attended Quince Orchard High School in Gaithersburg, Md., and spent one season at Fork Union (Va.) Military Academy before college... Earned all-Met, all-county and all-state honors in both 2006 and 2007... Zach Kerr was born on Aug. 29, 1990, in Virginia Beach, Va.


KERR'S REGULAR SEASON RECORD

Year	Club	G	S	UT	A	TT	S-Yds.	I-Yds.	PD	FF	FR	TD-Int.	TD-FR	S	Pts.
2014	Indianapolis	12	0	11	5	16	3-6	0-0	1	1	0	0	0	0	0
2015	Indianapolis	12	4	16	13	29	0-0	0-0	1	0	0	0	0	0	0
2016	Indianapolis	12	4	11	8	19	2.5-15.5	0-0	0	0	1	0	0	0	0
2017	Denver	11	1	10	9	19	0.5-3.5	0-0	1	0	0	0	0	0	0
CAREER TOTALS		47	9	48	35	83	6.0-24.0	0-0	3	1	1	0	0	0	0

ZACH KERR'S 2017 GAME-BY-GAME

(Victories asterisked)

2017 DENVER (5-10)		TACKLES								
Date	Opponent	P/S	UT	A	TT	S-Yds.	I-Yds.	PD	FF	FR
Sep 11	vs. LA Chargers*					INACTIVE				
Sep 17	vs. Dallas*					INACTIVE				
Sep 24	at Buffalo	P	0	1	1	0-0	0-0	0	0	0
Oct 1	vs. Oakland*					INACTIVE				
Oct 15	vs. New York Giants					INACTIVE				
Oct 22	at LA Chargers	P	0	0	0	0-0	0-0	0	0	0
Oct 30	at Kansas City	P	0	0	0	0-0	0-0	0	0	0
Nov 5	at Philadelphia	P	0	0	0	0-0	0-0	0	0	0
Nov 12	vs. New England	P	1	2	3	0-0	0-0	0	0	0
Nov 19	vs. Cincinnati	P	0	0	0	0-0	0-0	0	0	0
Nov 26	at Oakland	P	5	0	5	0-0	0-0	0	0	0
Dec 3	at Miami	P	1	2	3	0.5-3.5	0-0	0	0	0
Dec 10	vs. New York Jets*	S	1	0	1	0-0	0-0	1	0	0
Dec 14	at Indianapolis*	P	1	2	3	0-0	0-0	0	0	0
Dec 24	at Washington	P	1	2	3	0-0	0-0	0	0	0
Season Totals		11/1	10	9	19	0.5-3.5	0-0	1	0	0



CYRUS KOUANDJIO

79

TACKLE



6-7 • 325 • 4TH YR. • ALABAMA

BORN: July 21, 1993, Cameroon

HIGH SCHOOL: DeMatha Catholic High School, Hyatsville, Md.

ACQUIRED: Free Agent, 2017

NFL YEAR: 4th • YEAR WITH BRONCOS: 1st

NFL GAMES PLAYED/STARTED: 27/7 • POSTSEASON GP/GS: 0/0

KOUANDJIO AT A GLANCE:

- A fourth-year offensive lineman who played three seasons with Buffalo (2014-16) in addition to competing in training camp with Detroit in 2017.
- Appeared in 25 games (7 starts) during his three seasons with the Bills, opening five games at left tackle, one game at right tackle and one game as an extra offensive lineman.
- Saw action in 35 games (27 starts) at the University of Alabama (2011-13), winning a pair of National Championships during his collegiate career.
- Joined the Broncos as a free agent on Nov. 7, 2017.
- Selected by the Bills in the second round (44th overall) of the 2013 NFL Draft.

CAREER TRANSACTIONS: Signed by Buffalo as a draft choice 5/29/14; Waived by Buffalo 5/24/17; Signed by Detroit 6/15/17; Waived by Detroit 8/29/17; Signed by Denver 11/7/17.



2017: Kouandjio competed with Detroit in training camp before being waived on Aug. 29... Signed by Denver on Nov. 7... Made his Broncos debut on special teams vs. N.E. (11/12)... Was inactive vs. Cin. (11/19), at Oak. (11/26), at Mia. (12/3), vs. NYJ (12/10) and at Ind. (12/14)... Played offense and special teams at Was. (12/24).

2016: Kouandjio appeared in 12 games (5 starts) for the Bills, helping pave the way for an offense that finished first in rushing yards (2,630) and rushing touchdowns (29)... Opened the game at left tackle on five occasions, including the final three games of the season.

2015: Kouandjio played 12 games (2 starts) during his second season in Buffalo, contributing to an offense that finished first in the league in rushing yards (2,432) and rushing touchdowns (19)... Earned his first NFL start at right tackle at Jac. (10/25).

2014: Selected by Buffalo in the second round (44th overall) of the 2014 NFL Draft, Kouandjio saw action in on game... Made his NFL debut vs. K.C. (11/9).

COLLEGE: Kouandjio played 35 games (27 starts) at the University of Alabama (2011-13), winning a pair of National Championship during his collegiate career... Named an Outland Trophy semifinalist, First-Team All-American and First-Team All Southeastern Conference during his junior season... Opened all 14 games at left tackle as a sophomore in 2012, contributing to an offense that had 10 separate 100-yard rushing performances... Appeared in eight games as a true freshman.

PERSONAL: Kouandjio (pronounced KWAN-jo) attended DeMatha Catholic High School in Hyatsville, Md... Was born on July 21, 1993, in Cameroon, before moving to the United States when he was five years old.

KOUANDJIO'S REGULAR SEASON RECORD

Year	Club	G	S
2014	Buffalo	1	0
2015	Buffalo	12	2
2016	Buffalo	12	5
2017	Denver	2	0
CAREER TOTALS		27	7

ADDITIONAL STATISTICS: Miscellaneous tackles — 2016 (1), TOTAL (1).



CASEY KREITER

42

LONG SNAPPER

6-1 • 250 • 2ND YR. • IOWA

BORN: Aug. 13, 1990, in DeWitt, Iowa

HIGH SCHOOL: Central High School, DeWitt, Iowa

ACQUIRED: Free Agent, 2016

NFL YEAR: 2nd • **YEAR WITH BRONCOS:** 2nd

NFL GAMES PLAYED/STARTED: 25/0



KREITER AT A GLANCE:

- A second-year long snapper who appeared in 25 games with Denver in 2016-17 after spending training camp with Dallas in 2014 and 2015.
- Snapped in 40 games for the University of Iowa, earning honorable mention All-Big Ten Conference honors as a senior.
- Joined the Broncos as a free agent on March 17, 2016.
- Entered the NFL with Dallas as a college free agent on May 12, 2014.

CAREER TRANSACTIONS: Signed Dallas as a college free agent 5/12/14; Waived by Dallas 8/26/14; Signed by Dallas 3/17/15; Waived by Dallas 8/31/15; Signed by Denver 4/7/16.



2017: Kreiter snapped vs. LAC (9/11)... Made one special-teams tackle vs. Dal. (9/17)... Snapped at Buf. (9/24), vs. Oak. (10/1), vs. NYG (10/15), at LAC (10/22), at K.C. (10/30), at Phi. (11/5), vs. N.E. (11/12), vs. Cin. (11/19) and at Oak. (11/26)... Assisted on one special-teams tackle at Mia. (12/3)... Snapped vs. NYJ (12/10), at Ind. (12/14) and at Was. (12/24).

2016: Kreiter appeared in 10 games with the Broncos before suffering a season-ending calf injury... Made his NFL debut vs. Car. (9/8)... Snapped and made one special-teams tackle at S.D. (10/13)... Placed on injured reserve on Dec 16.

2015: Kreiter competed with Dallas in training camp and was waived during final roster cutdowns on Aug. 31.

2014: Kreiter spent training camp with Dallas before being waived on Aug. 26.


COLLEGE: Kreiter snapped in 40 games for the University of Iowa, earning honorable mention All-Big Ten Conference honors as a senior... Recorded nine special-teams tackles during his career on punt coverage... Named Academic All-Big Ten in his last three seasons in college.

PERSONAL: Kreiter attended Central High School in DeWitt, Iowa, where he earned first team all-state honors as a senior and second team accolades as a junior... Competed in wrestling, baseball and track and field... Spent his time out of football teaching in Iowa... Casey Kreiter was born on Aug. 13, 1990, in DeWitt, Iowa.

KREITER'S REGULAR SEASON RECORD

Year	Club	G	S
2016	Denver	10	0
2017	Denver	15	0
CAREER TOTALS		25	0

ADDITIONAL STATISTICS: Special-teams tackles — 2016 (1), 2017 (2), TOTAL (3)



MATT LACOSSE

83

TIGHT END

6-6 • 255 • 3RD YR. • ILLINOIS

BORN: Sept. 21, 1992, in Naperville, Ill.

HIGH SCHOOL: North High School, Naperville, Ill.

ACQUIRED: Signed off New York Giants practice squad, 2017

NFL YEAR: 3rd • YEAR WITH BRONCOS: 1st

NFL GAMES PLAYED/STARTED: 6/1



LACOSSE AT A GLANCE:

- A third-year tight end who has played six games (1 start) with the New York Giants (2015-17) and Denver (2017).
- Appeared in 47 games at the University of Illinois, totaling 38 receptions for 397 yards (10.4 avg.) with 6 touchdowns.
- Signed by Denver off of the New York Giants' practice squad on Dec. 12, 2017.
- Entered the NFL as a college free agent with the Giants on May 7, 2015.

CAREER TRANSACTIONS: Signed by New York Giants as a college free agent 5/7/15; Waived by Giants 8/4/15; Signed by New York Jets 8/25/15; Waived by Jets 8/30/15; Signed by Giants (practice squad) 11/4/15; Signed by Giants (active roster) 12/25/15; Waived by Giants 11/11/17; Signed by Giants (practice squad) 11/14/17; Signed by Denver (active roster) 12/12/17.



2017: LaCosse appeared in three games (1 start) with New York in addition to competing on the team's practice squad beginning Nov. 14... Signed by Denver to their active roster on Dec. 12... Was inactive at Ind. (12/14)... Made his Broncos debut at Was. (12/24).

2016: LaCosse spent the entire season with the Giants on injured reserve after suffering a knee injury during the preseason.

2015: LaCosse, who entered the NFL as a college free agent with the New York Giants on May 7, appeared in two games while also competing on the team's practice squad... Spent one week with the New York Jets in training camp before being waived on Aug. 30... Signed to the Giants' active roster on Dec. 25, and posted three catches for 22 yards in his NFL debut at Min. (12/27).

COLLEGE: LaCosse played 47 games at the University of Illinois, totaling 38 receptions for 397 yards (10.4 avg.), and six touchdowns... Saw action in 13 games as a senior and had 14 receptions for 117 yards (8.4 avg.) with three touchdowns... Opened 9-of-12 games as a junior, finishing with 20 catches for 237 yards (11.9 avg.) with three touchdowns.

PERSONAL: LaCosse attended North High School in Naperville, Ill., where he was named to The Champaign News-Gazette's All-State team... Matt LaCosse was born on Sept. 21, 1992, in Naperville, Ill.


LACOSSE'S REGULAR SEASON RECORD

Year	Club	G	S	No.	RECEIVING				SCORING				
					Yds.	Avg.	LG	TD	TD	TDr	TDp	TDrt	2pt
2015	New York Giants	2	0	3	22	7.3	10	0	0	0	0	0	0
2016	New York Giants	INJURED RESERVE											
2017	Den./NYG	4	1	0	0	—	—	0	0	0	0	0	0
CAREER TOTALS		6	1	3	22	7.3	10	0	0	0	0	0	0

MATT LACOSSE'S 2017 GAME-BY-GAME

(Victories asterisked)

2017 DEN (5-10) / NYG (2-13)			RECEIVING					SCORING	
Date	Opponent	P/S	No.	Yds.	Avg.	LG	TD	2pt.	Pts.
GAMES 1-5									
INACTIVE									
Oct 15	at Denver*	P	0	0	—	—	0	0	0
Oct 22	vs. Seattle	P	0	0	—	—	0	0	0
Nov 5	vs. Los Angeles Rams	P	0	0	—	—	0	0	0
WAIVED BY GIANTS NOV. 11 / SIGNED BY GIANTS (PRACTICE SQUAD) NOV. 14 SIGNED BY DENVER (ACTIVE ROSTER) DEC 12									
INACTIVE									
Dec 14	at Indianapolis*								
Dec 24	at Washington	P	0	0	—	—	0	0	0
Season Totals		4/1	0	0	—	—	0	0	0



BRENDAN LANGLEY

27

CORNERBACK

6-0 • 199 • R • LAMAR

BORN: Oct. 16, 1994, in Marietta, Ga.

HIGH SCHOOL: Carlton J. Kell High School, Marietta, Ga.

ACQUIRED: Draft #3b (101st overall), 2017

NFL YEAR: 1st • **YEAR WITH BRONCOS:** 1st

NFL GAMES PLAYED/STARTED: 10/0



LANGLEY AT A GLANCE:

- A rookie cornerback who played 10 games as a rookie with Denver in 2017.
- Appeared in 22 games (14 starts) in two seasons at Lamar University (2015-16) after beginning his collegiate career at the University of Georgia (2013-14).
- Registered 76 tackles (52 solo), seven interceptions (135 yds.), 27 passes defended, one forced fumble and one fumble recovery in 31 games played (18 starts) during his collegiate career.
- Named First-Team All-Southland Conference as a defensive back and return specialist following the 2016 season.
- Selected by the Broncos in the third round (101st overall) of the 2017 NFL Draft.

CAREER TRANSACTIONS: Signed by Denver as a draft choice 5/12/17.



2017: Langley made his NFL debut on special teams vs. LAC (9/11)... Was inactive vs. Dal. (9/17) and at Buf. (9/24)... Returned from injury and played special teams vs. Oak. (10/1)... Returned two kickoffs for 75 yards (37.5 avg.) and one punt for six yards vs. NYG (10/15)... Returned three kickoffs for 96 yards (31.0 avg.) with a long of 61 yards at LAC (10/22)... Played on special teams at K.C. (10/30)... Saw action on defense and special teams at Phi. (11/5), vs. N.E. (11/12) and vs. Cin. (11/19)... Played extensively on defense, totaling one tackle and one special-teams stop at Oak. (11/26)... Returned one kickoff for 15 yards at Mia. (12/3)... Was inactive vs. NYJ (12/10) at Ind. (12/14) and at Was. (12/24).

COLLEGE: Langley appeared in 22 games (14 starts) in two seasons at Lamar University (2015-16) after beginning his collegiate career at the University of Georgia (2013-14)... Started all 11 games played in 2016 recording 43 tackles (28 solo), six interceptions (49 yds.), 13 passes defended and one forced fumble... Named First-Team All-Southland Conference as a defensive back and return specialist... Led the Southland Conference and tied for fifth nationally with his six picks... Returned 21 punts for 245 yards (11.7 avg.) with two touchdowns... Played 11 games (3 starts) at wide receiver and cornerback in his first season at Lamar.

PERSONAL: Langley was named the *Marietta Daily Journal* Cobb Defensive Player of the Year following his senior season at Kell High School in Marietta, Ga... Recorded 60 tackles, four interceptions and one fumble recovery while contributing on offense, defense and special teams... Brendan Langley was born on Oct. 16, 1994, in Marietta, Ga.

LANGLEY'S REGULAR SEASON RECORD


Year	Club	G	S	UT	A	TT	S-Yds.	I-Yds.	PD	FF	FR	TD-Int.	TD-FR	S	Pts.
2017	Denver	10	0	1	0	1	0-0	0-0	0	0	0	0	0	0	0
CAREER TOTALS		10	0	1	0	1	0-0	0-0	0	0	0	0	0	0	0

ADDITIONAL STATISTICS: Punt returns — 2017 (1 for 6 yards, 6.0 avg., 6 LG), TOTAL (1 for 6 yards, 6.0 avg., 6 LG). Kickoff returns — 2017 (6 for 183 yards, 30.5 avg., 61 LG), TOTAL (6 for 183 yards, 30.5 avg., 61 LG). Special-teams tackles — 2017 (1), TOTAL (1).

BRENDAN LANGLEY'S 2017 GAME-BY-GAME

(Victories asterisked)

2017 DENVER (5-10)		TACKLES									
Date	Opponent	P/S	UT	A	TT	S-Yds.	I-Yds.	PD	FF	FR	
Sep 11	vs. LA Chargers*	P	0	0	0	0-0	0-0	0	0	0	
Sep 17	vs. Dallas*					INACTIVE					
Sep 24	at Buffalo					INACTIVE					
Oct 1	vs. Oakland*	P	0	0	0	0-0	0-0	0	0	0	
Oct 15	vs. New York Giants	P	0	0	0	0-0	0-0	0	0	0	
Oct 22	at LA Chargers	P	0	0	0	0-0	0-0	0	0	0	
Oct 30	at Kansas City	P	0	0	0	0-0	0-0	0	0	0	
Nov 5	at Philadelphia	P	0	0	0	0-0	0-0	0	0	0	
Nov 12	vs. New England	P	0	0	0	0-0	0-0	0	0	0	
Nov 19	vs. Cincinnati	P	0	0	0	0-0	0-0	0	0	0	
Nov 26	at Oakland	P	1	0	1	0-0	0-0	0	0	0	
Dec 3	at Miami	P	0	0	0	0-0	0-0	0	0	0	
Dec 10	vs. New York Jets*					INACTIVE					
Dec 14	at Indianapolis*					INACTIVE					
Dec 24	at Washington					INACTIVE					
Season Totals			10/0	1	0	1	0-0	0-0	0	0	0

**CODY LATIMER****14****WIDE RECEIVER****6-2 • 215 • 4TH YR. • INDIANA****BORN:** Oct. 10, 1992, in Dayton, Ohio**HIGH SCHOOL:** Jefferson Township High School, Dayton, Ohio**ACQUIRED:** Draft #2 (56th overall), 2014**NFL YEAR:** 4th • **YEAR WITH BRONCOS:** 4th**NFL GAMES PLAYED/STARTED:** 45/3 • **POSTSEASON GP/GS:** 3/0**LATIMER AT A GLANCE:**

- A fourth-year wide receiver who played 45 regular-season games (3 starts) and three post-season contests in his first four seasons with Denver.
- Caught eight passes for 76 yards (9.5 avg.) and made six special-teams tackles in addition to returning eight kickoffs for 200 yards (25.0 avg.) in 2016.
- Totaled two receptions for 23 yards (11.5 avg.) and two kickoff returns for 22 yards (11.0 avg.) during his rookie season in 2014.
- Opened 24-of-32 games at Indiana University and finished his collegiate career ranked seventh in school history in receptions (135) and yards (2,042).
- Made at least one catch in every game played for Indiana, tying for the fourth most 100-yard receiving games (7) by a Hoosier.
- Selected by the Broncos in the second round (56th overall) of the 2014 NFL Draft.

CAREER TRANSACTIONS: Signed by Denver as a draft choice 6/2/14.

2017: Latimer made one special-teams stop on punt coverage vs. LAC (9/11)... Caught two passes for 22 yards (11.0 avg.) vs. Dal. (9/17)... Returned three kickoffs for 81 yards (27.0 avg.) at Buf. (9/24)... Was inactive vs. Oak. (10/1), vs. NYG (10/15) and at LAC (10/22)... Posted two catches for 15 yards (7.5 avg.), returned three kickoffs for 48 yards (16.0 avg.) and made one special-teams tackle at K.C. (10/30)... Posted two catches for a career-best 51 yards (25.5 avg.) at Phi. (11/5)... Caught three passes for 28 yards (9.3 avg.) vs. N.E. (11/12)... Made one catch for 21 yards vs. Cin. (11/19)... Posted three catches for 48 yards (16.0 avg.) with one touchdown at Oak. (11/26)... Started and made one catch for five yards at Mia. (12/3)... Finished with two catches for 37 yards (18.5 avg.) and one special-teams stop... Caught three passes for 60 yards (20.0 avg.) with one touchdown and one two-point conversion at Ind. (12/14)... Was inactive with a thigh injury at Was. (12/24).

2016: Latimer caught eight passes for 76 yards (9.5 avg.) and made six special-teams tackles in 12 games played (1 start)... Returned eight kickoffs for 200 yards (25.0 avg.)... Posted two special-teams tackles vs. Car. (9/8)... Caught two passes for 12 yards (6.0 avg.) and made one special-teams stop vs. Ind. (9/18)... Caught one pass for 10 yards and returned three kickoffs for 83 yards (27.7 avg.), including a 46-yard kickoff return, at Cin. (9/25)... Converted a first down on a career-long 16-yard reception on a fake punt at Ten. (12/11)... Returned two kickoffs for 52 yards (26.0 avg.) and made two special-teams tackle vs. N.E. (12/18)... Matched a career-high with three catches for 28 yards (9.3 avg.) vs. Oak. (1/1).

2015: Latimer played 14 regular-season games (1 start) and three postseason contests, making six catches for 59 yards (9.8 avg.) with one touchdown... Caught three passes for 30 yards (10.0 avg.) vs. K.C. (11/15)... Made his first career start and caught two passes for 22 yards (11.0 avg.) with one touchdown at Chi. (11/22)... Recorded a pair of catches for 18 yards (9.0 avg.) in Denver's AFC Divisional Playoff Game vs. Pit. (1/17)... Caught one pass for 13 yards and made two special-teams tackles in the Broncos' AFC Championship Game vs. N.E. (1/24)... Saw action on offense and special teams in Denver's Super Bowl 50 victory vs. Car. (2/7).

2014: Selected by the Broncos in the second round (56th overall) of the 2014 NFL Draft, Latimer appeared in eight regular-season games as a rookie and totaled two receptions for 23 yards (11.5 avg.) and two kickoff returns for 22 yards (11.0 avg.)... Made his Broncos debut in the season opener vs. Ind. (9/7) and saw action in 10 special-teams plays... Recorded his first career kickoff return (8 yds.) at N.E. (11/2)... Hauled in his first career reception at Oak. (11/9).

COLLEGE: Latimer played 32 games (24 starts) at Indiana University and finished his collegiate career ranked seventh in school history in receptions (135) and yards (2,042)... Made at least one catch in every game played for the Hoosiers, tying for the fourth most 100-yard receiving games (7) at Indiana... Started all 12 games as a senior and led the team with 72 receptions for 1,096 yards (15.2 avg.) with nine touchdowns... Named a second-team All-Big Ten Conference selection for the second consecutive season and was recognized as Indiana's Anthony Thompson Most Valuable Player.

PERSONAL: Latimer competed at wide receiver and defensive back at Jefferson Township High School in Dayton, Ohio, where he was named a first-team all-conference selection following his senior season... Scored

12 offensive touchdowns, one defensive touchdown and five special-teams touchdowns during his final prep campaign... Latimer's late father, Colby, was a member of the Bowling Green football team in 1986... Raises money for the American Cancer Society by donating proceeds from T-shirt sales on his personal website... Cody Derek Latimer was born on Oct. 10, 1992, in Dayton, Ohio.

LATIMER'S REGULAR SEASON RECORD

Year	Club	G	S	RECEIVING					PUNT RETURNS					KICKOFF RETURNS				
				No.	Yds.	Avg.	LG	TD	No.	Yds.	Avg.	LG	TD	No.	Yds.	Avg.	LG	TD.
2014	Denver	8	0	2	23	11.5	14	0	0	0	—	—	0	2	22	11.0	14	0
2015	Denver	14	1	6	59	9.8	15	1	0	0	—	—	0	0	27	—	27	0
2016	Denver	12	1	8	76	9.5	16	0	0	0	—	—	0	8	200	25.0	46	0
2017	Denver	11	1	19	287	15.1	32	2	0	0	—	—	0	8	190	23.8	36	0
CAREER TOTALS		45	3	35	445	12.7	32	3	0	0	—	—	0	18	439	24.4	46	0

ADDITIONAL STATISTICS: Special-teams tackles — 2015 (4), 2016 (6), 2017 (3), TOTAL (13). Special-teams FR — 2017 (1), TOTAL (1). Miscellaneous tackles — 2015 (1), 2016 (1), TOTAL (2). Rushing — 2015 (2 rushes for 1 yard (0.5 avg., 0 TD)), TOTAL (2 rushes for 1 yard (0.5 avg., 0 TD)). Two-point conversions — 2017 (1), TOTAL (1).

LATIMER'S POSTSEASON RECORD

Year	Club	G	S	RECEIVING					KICKOFF RETURNS					KICKOFF RETURNS				
				No.	Yds.	Avg.	LG	TD	No.	Yds.	Avg.	LG	TD	No.	Yds.	Avg.	LG	TD.
2014	Denver	0	0	0	0	0.0	—	0	0	0	0.0	—	0	0	0	0.0	—	0
2015	Denver	3	0	2	18	9.0	12	0	0	0	0.0	—	0	0	0	0.0	—	0
CAREER TOTALS		3	0	2	18	9.0	12	0	0	0	0.0	—	0	0	0	0.0	—	0

ADDITIONAL STATISTICS: Special-teams tackles — 2015 (2), TOTAL (2).

CODY LATIMER'S 2017 GAME-BY-GAME

(Victories asterisked)

2017 DENVER (5-10)			RECEIVING					SCORING		
Date	Opponent	P/S	No.	Yds.	Avg.	LG	TD	2pt.	Pts.	
Sep 11	vs. LA Chargers*	P	0	0	—	—	0	0	0	
Sep 17	vs. Dallas*	P	2	22	11.0	13	0	0	0	
Sep 24	at Buffalo	P	0	0	—	—	0	0	0	
Oct 1	vs. Oakland*									
Oct 15	vs. New York Giants									
Oct 22	at LA Chargers									
Oct 30	at Kansas City	P	2	15	7.5	11	0	0	0	
Nov 5	at Philadelphia	P	2	51	25.5	32	0	0	0	
Nov 12	vs. New England	P	3	28	9.3	11	0	0	0	
Nov 19	vs. Cincinnati	P	1	21	21.0	21	0	0	0	
Nov 26	at Oakland	P	3	48	16.0	25t	1	0	6	
Dec 3	at Miami	S	1	5	5.0	5	0	0	0	
Dec 10	vs. New York Jets*	P	2	37	18.5	27	0	0	0	
Dec 14	at Indianapolis*	P	3	60	20.0	22t	1	1	8	
Dec 24	at Washington									
Season Totals			11/1	19	287	15.1	32	2	1	14



PAXTON LYNCH

12

QUARTERBACK

6-7 • 245 • 2ND YR. • MEMPHIS

BORN: Feb. 12, 1994, in San Antonio

HIGH SCHOOL: Trinity Christian Academy, Deltona, Fla.

ACQUIRED: Draft #1 (26th overall), 2016

NFL YEAR: 2nd • **YEAR WITH BRONCOS:** 2nd

NFL GAMES PLAYED/STARTED: 4/3



LYNCH AT A GLANCE:

- A second-year quarterback who played three games (2 starts) as a rookie with Denver in 2016, completing 49-of-83 passes (59.0%) for 497 yards with two touchdowns and one interception.
- Started all 38 games played at the University of Memphis, completing 758-of-1,205 passes (62.9%) for 8,863 yards with 59 touchdowns and 23 interceptions in addition to rushing for 17 scores.
- Finished second in school history in career passing yards (8,863), touchdown passes (59) and completion percentage (62.9).
- Led the Tigers to a 9-4 record as a junior in 2015, completing 296-of-443 passes for 3,776 yards (66.8%) with 28 touchdowns and four interceptions.
- Earned All-American Athletic Conference honors following his final two collegiate seasons.
- Selected by the Broncos in the first round (26th overall) of the 2016 NFL Draft.

CAREER TRANSACTIONS: Signed by Denver as a draft choice 6/9/16.



2017: Lynch was inactive vs. LAC (9/11), vs. Dal. (9/17), at Buf. (9/24), vs. Oak. (10/1), vs. NYG (10/15), at LAC (10/22), at K.C. (10/30), at Phi. (11/5) and vs. N.E. (11/12)... Was active, but did not play vs. Cin. (11/19)... Completed 9-of-14 passes (64.3%) for 41 yards with one interception in addition to rushing for 16 yards on two carries (9.0 avg.) at Oak. (11/26)... Was inactive at Mia. (12/3), vs. NYJ (12/10) and at Ind. (12/14)... Was active but did not play at Was. (12/24).

2016: Selected by the Broncos in the first round (26th overall) of the 2016 NFL Draft, Lynch played three games (2 starts)... Completed 49-of-83 passes (59.0%) for 497 yards with two touchdowns and one interception the season... Made his NFL debut when he entered the game in the second quarter at T.B. (10/2), finishing 14-of-24 passing (58.3%) for 170 yards with one touchdown (94.1 rtg.)... Made his first career start vs Atl. (10/9) and completed 23-of-35 passes (65.7%) for 223 yards with one touchdown and one interception (81.0 rtg.)... Led his first career win at Jac. (12/4), completing 12-of-24 passes (50.0%) for 104 yards while adding 11 yards rushing on two carries.

COLLEGE: Lynch opened all 38 games played at the University of Memphis, completing 758-of-1,205 passes (62.9%) for 8,863 yards with 59 touchdowns and 23 interceptions in addition to rushing for 17 scores... Started all 13 games in his final collegiate season as a redshirt junior, completing 296-of-443 passes (66.8%) for 3,776 yards with 28 touchdowns and four interceptions... Named one of five finalists for the Johnny Unitas Golden Arm Award and a semifinalist for the Davey O'Brien National Quarterback Award and the 79th Maxwell Award in addition to first-team All-American Conference... Tied an NCAA record for the most touchdown passes (7) in a half in the first half against SMU (11/28/15)... Started all 13 games for the Tigers in 2014, completing 259-of-413 passes (62.7%) for 3,031 yards with 22 touchdown and nine interceptions in addition to rushing for 321 yards and 13 scores... Established a school record for total yards of offense (3,352) while earning AAC second-team honors... Started 12 games as a redshirt freshman, throwing for 2,056 yards on 203-of-349 passing (58.2%) with nine touchdowns and 10 interceptions... Redshirted during his true freshman season at Memphis.

PERSONAL: Lynch played quarterback at Trinity Christian Academy in Deltona, Fla.... Passed for more than 3,000 yards combined during is junior and senior seasons despite missing half of his final season with a knee injury... Threw for 237 yards and three touchdowns in the Central Florida All-Star Game in December of 2011, earning the game's MVP award... Majored in Sports and Leisure Management at the University of Memphis... Earned Tiger 3.0 list recognition for the Fall 2012, Spring 2013 and Spring 2014 semesters... Paxton Lynch was born on Feb. 12, 1994, in San Antonio.

LYNCH'S REGULAR SEASON RECORD

Year	Club	G	S	Att.	Comp.	Pct.	PASSING						LG	Sack/Yds.	Rtg.
							Yds.	Yds./Att.	TD	%	Int.	%			
2016	Denver	3	2	83	49	59.0	497	6.0	2	2.4	1	1.2	31	9/42	79.2
2017	Denver	1	1	14	9	64.3	41	2.9	0	0.0	1	7.1	19	4/23	38.4
CAREER TOTALS		4	3	97	58	59.8	538	5.5	2	2.1	2	2.1	31	13/65	73.3

ADDITIONAL STATISTICS: Miscellaneous FR — 2016 (1), TOTAL (1).

PAXTON LYNCH'S 2017 GAME-BY-GAME

(Victories asterisked)

2017 DENVER (5-10)	Opponent	P/S	PASSING								RUSHING					
			Att.	Comp.	Yds.	Pct.	TD	INT	LG	S/Yds.	Rtg.	Att.	Yds.	Avg.	LG	TD
GAMES 1-9																
	vs. Cin (11/19)															
	at Oak. (11/26)	S	14	9	41	64.3	0	1	19	4/23	38.4	2	16	8.0	11	0
	at Mia. (12/3)															
	vs. NYJ (12/10)*															
	at Ind. (12/14)*															
	at Was. (12/24)															
Season Totals		1/1	14	9	41	64.3	0	1	19	4/23	38.4	2	16	8.0	11	0



BRANDON MARSHALL 54

INSIDE LINEBACKER

6-1 • 250 • 6TH YR. • NEVADA

BORN: Sept. 10, 1989, in Las Vegas

HIGH SCHOOL: Cimarron-Memorial High School, Las Vegas

ACQUIRED: Free Agent, 2013

NFL YEAR: 6th • **YEAR WITH BRONCOS:** 5th

NFL GAMES PLAYED/STARTED: 62/55 • **POSTSEASON GP/GS:** 7/4



MARSHALL AT A GLANCE:

- A sixth-year linebacker who played 62 career regular-season games (55 starts) and seven playoff contests (4 starts) during his first six NFL seasons with Jacksonville (2012) and Denver (2013-17).
- Opened all 11 games played for Denver in 2016, registering 52 tackles (39 solo) and three passes defended.
- Finished second on the Broncos with 101 tackles (76 solo) in 2015 in addition to tallying 1.5 sacks (10.5 yds.), one interception, four passes defended and two forced fumbles.
- Voted by his teammates as the co-recipient of the 2015 Ed Block Courage Award after coming back from a foot injury to post his second consecutive 100-plus tackle season.
- Selected by the local media as the recipient of the Darrent Williams Good Guy Award in 2015, given annually to the Bronco who best exemplifies Williams' enthusiasm, cooperation and honesty while dealing with members of the press.
- Named a 2015 Broncos Community Ambassador award winner.
- Led the Broncos with 110 tackles (88 solo) in 2014 with that total ranking second in the NFL among first-year defensive starters.
- Spent the majority of the 2013 season on the Broncos' practice squad before being elevated to the active roster and appearing in four games (1 reg. season, 3 postseason).
- Saw action in five games for the Jaguars as a rookie in 2012 and contributed three special-teams tackles for the club.
- Totaled 259 career tackles, including 40 stops for a loss, as a four-year starter at the University of Nevada.
- Joined the Broncos as a practice-squad signee on Sept. 2, 2013.
- Selected by Jacksonville in the fifth round (142nd overall) of the 2012 NFL Draft.

CAREER TRANSACTIONS: Signed by Jacksonville as a draft choice 6/5/12; Waived by Jacksonville 10/27/12; Signed by Jacksonville 10/30/12; Waived by Jacksonville 11/1/12; Signed by Jacksonville (practice squad) 11/5/12; Signed by Jacksonville (active roster) 12/18/12; Waived by Jacksonville 8/30/13; Signed by Denver (practice squad) 9/2/13; Signed by Denver (active roster) 12/24/13.



2017: Marshall led the team with eight tackles (5 solo) vs. LAC (9/11)... Tied for the team lead with seven tackles (6 solo) vs. Dal. (9/17)... Posted a team-tying best 10 tackles (8 solo) and one sack (2 yds.) at Buf. (9/24)... Registered six tackles (3 solo) vs. Oak. (10/1)... Tallied four tackles (1 solo) and one pass defended vs. NYG (10/15)... Notched seven tackles (3 solo) at LAC (10/22)... Led the team with eight tackles (7 solo) at K.C. (10/30)... Returned a fumble 19 yards for his first career touchdown, sacked Carson Wentz for four yards and recorded six tackles (5 solo) at Phi. (11/5)... Led the team with 10 tackles (7 solo) vs. N.E. (11/12)... Posted three solo tackles vs. Cin. (11/19)... Registered seven tackles (3 solo) at Oak. (11/26)... Recorded seven tackles (6 solo) at Mia. (12/3)... Strip-sacked Josh McCown (4 yds.) and led the team with seven tackles (6 solo) vs. NYJ (12/10)... Posted two solo tackles at Ind. (12/14)... Led the team with nine tackles (6 solo) and had one pass defended at Was. (12/24).

2016: Marshall started all 11 games played, finishing with 49 tackles (37 solo) and three passes defended... Recorded six solo tackles vs. Car. (9/8)... Totaled four solo stops and one pass defended vs. Ind. (9/18)... Led the team with nine tackles (4 solo) at Cin. (9/25)... Finished with six tackles (4 solo) and one pass defended vs. K.C. (11/27)... Was inactive the final four games of the season with an injury.

2015: Marshall started all 16 regular-season games and all three postseason contests, totaling 100-plus tackles (101) for the second consecutive season and adding 1.5 sacks (10.5 yds.), one interception, four passes defended and two forced fumbles... Teamed with ILB Danny Trevathan to become the first pair of Broncos since 2009 with 100-plus tackles each in a single season... Registered 14 tackles (9 solo), two passes defended and one forced fumble in three postseason games... Made five tackles (4 solo) and forced a fumble that led to CB

Bradley Roby's 21-yard game-winning fumble return with 0:27 remaining at K.C. (9/17)... Led the team with 12 tackles (11 solo) at Det. (9/27)... Picked off Steelers QB Ben Roethlisberger in the fourth quarter at Pit. (12/20)... Notched four tackles (3 solo) and one pass defended in Denver's AFC Divisional Playoff Game vs. Pit. (1/17)... Posted five tackles (4 solo), one pass defended and one forced fumble in Denver's AFC Championship Game vs. N.E. (1/24)... Tallied five tackles (2 solo) in Denver's Super Bowl 50 victory vs. Car. (2/7).

2014: Marshall played in 14 regular-season games (13 starts), totaling a team-high 110 tackles (88 solo), two sacks (17 yds.), one interception (0 yds.), nine passes defended, one forced fumble and two special-teams stops... Racked up the second-most defensive stops by an NFL player in his first year as a starter in 2014... Totaled a career-best 15 tackles (13 solo) at Stl. (11/16)... Led the team with nine solo tackles vs. Buf. (12/7) and swatted down a career-high three passes defended to become just the sixth player in the NFL in 2014 to post at least nine tackles and three passes defended in a single game... Notched his first career sack vs. K.C. (9/14)... Recorded his first career interception vs. Buf. (12/7)... Missed the final two games of the regular season with a foot injury before returning to start in Denver's AFC Divisional Playoff Game vs. Ind (1/11).

2013: Marshall spent the first 16 weeks of the 2013 season on Denver's practice squad after being waived by Jacksonville... Signed to the Broncos' active roster Dec. 24... Appeared in Denver's regular-season finale as well as all three playoff contests... Made his first career defensive tackle to go along with a special-teams stop at Oak. (12/29)... Contributed one special-teams tackle in Super Bowl XLVIII vs. Sea. (2/2).

2012: Selected by Jacksonville in the fifth round (142nd overall) of the 2012 NFL Draft, Marshall saw action in four of the team's first six games as a rookie before splitting time on the Jaguars' practice squad and active roster during the second half of the season... Posted three special-teams tackles.

COLLEGE: Marshall recorded 259 tackles (145 solo), 40 tackles for a loss, six sacks, three interceptions, seven fumble recoveries and three forced fumbles as a four-year starter at the University of Nevada... Made 102 tackles with 10 tackles for a loss as a senior to earn second-team All-Western Athletic Conference honors from Phil Steele Publications.

PERSONAL: Marshall played linebacker, running back and tight end at Cimarron-Memorial High School in Las Vegas, earning first-team All-Sunset Conference and second-team all-state as a senior... Finished his prep career with 68 tackles, 13 sacks, 57 quarterback pressures, four fumble recoveries and 10 offensive touchdowns... Received the 2017 Courage Award from the Harvard Graduate School of Education's Alumni of Color... Partnered with the Rose Andom Center in December 2014 to host a clothing drive benefiting survivors of domestic violence... Participated in the teams' Hometown Huddle event in 2014, the Broncos' annual Play 60 event for the 16 branches of Boys & Girls Clubs of Metro Denver... Brandon Markieth Marshall was born on Sept 10, 1989, in Las Vegas.

MARSHALL'S REGULAR SEASON RECORD

Year	Club	G	S	UT	A	TT	S-Yds.	I-Yds.	PD	FF	FR	TD-Int.	TD-FR	S	Pts.
2012	Jacksonville	5	0	0	0	0	0-0	0-0	0	0	0	0	0	0	0
2013	Denver	1	0	1	0	1	0-0	0-0	0	0	0	0	0	0	0
2014	Denver	14	13	88	22	110	2-17	1-0	9	1	0	0	0	0	0
2015	Denver	16	16	76	25	101	1.5-10.5	1-0	3	2	0	0	0	0	0
2016	Denver	11	11	39	13	52	0-0	0-0	3	0	0	0	0	0	0
2017	Denver	15	15	71	30	101	3-10	0-0	3	1	1	0	1	0	6
CAREER TOTALS		62	55	275	90	365	6.5-37.5	2-0	18	4	1	0	1	0	6
BRONCOS TOTALS		57	55	275	90	365	6.5-37.5	2-0	18	4	1	0	1	0	6

ADDITIONAL STATISTICS: *Special-teams tackles* — 2012 (3), 2013 (1), 2014 (2), 2015 (1), TOTAL (7).

MARSHALL'S POSTSEASON RECORD

Year	Club	G	S	UT	A	TT	S-Yds.	I-Yds.	PD	FF	FR	TD-Int.	TD-FR	S	Pts.
2013	Denver	3	0	0	0	0	0-0	0-0	0	0	0	0	0	0	0
2014	Denver	1	1	4	2	6	0-0	0-0	0	0	0	0	0	0	0
2015	Denver	3	3	9	5	14	0-0	0-0	2	1	0	0	0	0	0
CAREER TOTALS		7	4	13	7	20	0-0	0-0	2	1	0	0	0	0	0

ADDITIONAL STATISTICS: *Special-teams tackles* — 2013 (1), TOTAL (1).

MARSHALL'S SINGLE-GAME HIGHS


(Postseason in parentheses)

Tackles — 15, at St. Louis, 11/16/14 (6 vs. Indianapolis, 1/11/15). **Sacks** — 1, 6x, last vs. New York Jets, 12/10/17 (none). **Sack yards** — 12 at Kansas City, 11/30/14 (none). **Interceptions** — 1, twice, last at Pittsburgh, 12/20/15 (none). **Passes defended** — 3 vs. Buffalo, 12/7/14 (1, twice, last vs. New England, 1/24/16). **Forced fumbles** — 1, four times, last vs. New York Jets, 12/10/17 (1 vs. New England, 1/24/16). **Special-teams tackles** — 1, seven times, last vs. Oakland, 12/13/15 (1 vs. Seattle, 2/2/14).

BRANDON MARSHALL'S 2017 BY-GAME

(Victories asterisked)

2017 DENVER (5-10)		TACKLES									
Date	Opponent	P/S	UT	A	TT	S-Yds.	I-Yds.	PD	FF	FR	
Sep 11	vs. LA Chargers*	S	5	3	8	0-0	0-0	0	0	0	
Sep 17	vs. Dallas*	S	6	1	7	0-0	0-0	0	0	0	
Sep 24	at Buffalo	S	8	2	10	1-2	0-0	0	0	0	
Oct 1	vs. Oakland*	S	3	3	6	0-0	0-0	0	0	0	
Oct 15	vs. New York Giants	S	1	3	4	0-0	0-0	1	0	0	
Oct 22	at LA Chargers	S	3	4	7	0-0	0-0	0	0	0	
Oct 30	at Kansas City	S	7	1	8	0-0	0-0	0	0	0	
Nov 5	at Philadelphia	S	5	1	6	1-5	0-0	1	0	1	
Nov 12	vs. New England	S	7	3	10	0-0	0-0	0	0	0	
Nov 19	vs. Cincinnati	S	3	0	3	0-0	0-0	0	0	0	
Nov 26	at Oakland	S	3	4	7	0-0	0-0	0	0	0	
Dec 3	at Miami	S	6	1	7	0-0	0-0	0	0	0	
Dec 10	vs. New York Jets*	S	6	1	7	1-4	0-0	0	1	0	
Dec 14	at Indianapolis*	S	2	0	2	0-0	0-0	0	0	0	
Dec 24	at Washington	S	6	3	9	0-0	0-0	1	0	0	
Season Totals			15/15	71	30	101	3-11	0-0	2	1	1



CONNOR MCGOVERN

60

GUARD / CENTER

6-4 • 306 • 2ND YR • MISSOURI

BORN: April 27, 1993, in Fargo, N.D.

HIGH SCHOOL: Shanley High School, Fargo, N.D.

ACQUIRED: Draft #5 (144th overall), 2016

NFL YEAR: 2nd • YEAR WITH BRONCOS: 2nd

NFL GAMES PLAYED/STARTED: 14/4



McGOVERN AT A GLANCE:

- A second-year offensive lineman who appeared in 14 games (4 starts) in 2017 after spending his entire rookie season on Denver's active roster.
- Appeared in 49 games (40 starts) for the University of Missouri, helping the team to two SEC East Division Championships.
- Attended Shanley High School in Fargo, N.D., where he led his school to two state titles and was named the North Dakota Gatorade Player of the Year.
- Selected by the Broncos in the fifth round (144th overall) of the 2016 NFL Draft.

CAREER TRANSACTIONS: Signed by Denver as a draft choice 5/13/16.



2017: McGovern made his NFL debut vs. LAC (9/11)... Saw action on offense and special teams vs. Dal. (9/17) and at Buf. (9/24)... Contributed on special teams vs. Oak. (10/1) and vs. NYG (10/15)... Was active but did not play at LAC (10/22)... Played on offense and special teams at K.C. (10/30)... Saw action on special teams at Phi. (11/5), vs. N.E. (11/12) and vs. Cin. (11/19)... Played on offense and special teams at Oak. (11/26)... Made his first NFL start at right guard at Mia. (12/3)... Opened the game at right guard vs. NYJ (12/10), at Ind. (12/14) and at Was. (12/24).

2016: Selected by the Broncos in the fifth round (144th overall) of the 2016 NFL Draft, McGovern was on Denver's active roster for the entire season but did not see any game action.

COLLEGE: McGovern appeared in 49 games (40 starts) for the University of Missouri, helping the team to two Southeast Conference East Division Championships... Started all 12 games at left tackle as a senior... Set school weight-room records in the squat (690 pounds for five repetitions)... Opened all 14 games as a junior, starting the first four games at right tackle before switching back to right guard for the final 10 contests... Contributed to the team's second consecutive SEC East Championship... Started all 14 games for the Tigers at right guard as a sophomore, playing a role in an offense that ranked 16th nationally in total offense (490.7 ypg) and 13th in scoring (39.1 ppg)... Helped the team to its first-ever SEC East title... Appeared in nine contests as a true freshman, seeing action at guard and on kick protection units.

PERSONAL: McGovern was named the North Dakota Gatorade Player of the Year as a senior after helping Shanley High School in Fargo, N.D., to its second consecutive state championship... Earned first-team all-state honors on offense as a senior in addition to all-state accolades on offense and defense his junior campaign... Racked up 89 tackles, three sacks and two forced fumbles on defense as a senior, while notching 49 stops and three sacks as a junior... Lettered in weightlifting and wrestling for two seasons... Connor McGovern was born on April 27, 1993, in Fargo, N.D.

MCGOVERN'S REGULAR SEASON RECORD

Year	Club	G	S
2016	Denver	0	0
2017	Denver	14	4
CAREER TOTALS		14	4



ISAIAH MCKENZIE

84

WIDE RECEIVER

5-8 • 173 • R • GEORGIA

BORN: April 9, 1995, in Miami

HIGH SCHOOL: American Heritage High School, Miami

ACQUIRED: Draft #5b (172nd overall), 2017

NFL YEAR: 1st • **YEAR WITH BRONCOS:** 1st

NFL GAMES PLAYED/STARTED: 10/0



MCKENZIE AT A GLANCE:

- A rookie wide receiver and return specialist who returned 21 punts for 183 yards (8.7 avg.) as a rookie with Denver in 2017.
- Appeared in 35 games (11 starts) in three seasons at the University of Georgia (2014-16).
- Totaled 60 receptions for 823 yards (14.4 avg.) with seven touchdowns while also adding 37 carries for 329 yards (8.9 avg.) with four touchdowns during his collegiate career.
- Scored 17 total touchdowns in his collegiate career, finishing as Georgia's all-time record holder in punt return touchdowns (5) and total return touchdowns (6).
- Led the team with 44 receptions for 663 yards (14.4 avg.) with seven touchdowns in 2016 while adding 19 rushes for 134 yards (7.1 avg.) with two scores.
- Selected by the Broncos in the fifth round (172nd overall) of the 2017 NFL Draft.

CAREER TRANSACTIONS: Signed by Denver as a draft choice 5/8/17.



2017: McKenzie returned three punts for 48 yards (16.0 avg.) in his NFL debut vs. LAC (9/11)... Returned two punts for 20 yards (10.0 avg.) vs. Dal. (9/17)... Brought back one punt for 16 yards and had one rush for four yards at Buf. (9/24)... Returned five punts for 38 yards (7.6 avg.) vs. Oak. (10/1)... Returned three punts for 17 yards and had one catch vs. NYG (10/15) before leaving with an ankle injury... Was inactive at LAC (10/22)... Returned four punts for three yards and one kickoff for 21 yards at K.C. (10/30)... Returned one punt for 44 yards and caught one pass for 14 yards at Phi. (11/5)... Returned one kickoff 17 yards vs. N.E. (11/12)... Was inactive vs. Cin. (11/19) and at Oak. (11/26)... Saw action on offense and special teams at Mia. (12/3)... Was inactive vs. NYJ (12/10) and at Ind. (12/14)... Caught one pass for eight yards at Was. (12/24).

COLLEGE: McKenzie played 35 games (11 starts) in three seasons at the University of Georgia (2014-16)... Appeared in 13 games (4 starts), finishing as UGA's leading receiver with 44 receptions for 663 yards (14.4 avg.) with seven touchdowns... Returned 23 punts for 245 yards (10.7 avg.) with one touchdown... Set the school record for career punt return touchdowns (5) and overall return touchdowns (6)... Played all 12 games as a true freshman, matching the school record for punt return touchdowns (2) and total return touchdowns (3) in a single season.

PERSONAL: McKenzie attended American Heritage High School in Miami, where he was named to the *Orlando Sentinel* Florida Top 100... Finished his senior season with 41 receptions for 892 yards and seven touchdowns while rushing 22 times for 251 yards and seven touchdowns... Isaiah McKenzie was born on April 9, 1995, in Miami.

MCKENZIE'S REGULAR SEASON RECORD

Year	Club	G	S	RECEIVING				RUSHING				PUNT RETURNS						
				No.	Yds.	Avg.	LG	TD	No.	Yds.	Avg.	LG	TD	No.	Yds.	Avg.	LG	TD
2017	Denver	10	0	3	22	7.3	14	0	1	4	4.0	4	0	21	183	8.7	44	0
CAREER TOTALS		10	0	3	22	7.3	14	0	1	4	4.0	4	0	21	183	8.7	44	0

ADDITIONAL STATISTICS: Kickoff returns — 2017 (3 for 50 yards, 16.7 avg., 21 LG), TOTAL (3 for 50 yards, 16.7 avg., 21 LG). Special-teams tackles — 2017 (1), TOTAL (1).

ISAIAH MCKENZIE'S 2017 GAME-BY-GAME

(Victories asterisked)

2017 DENVER (5-10)			RECEIVING					PUNT RETURNS					SCORING	
Date	Opponent	P/S	No.	Yds.	Avg.	LG	TD	No.	Yds.	Avg.	LG	TD	2pt.	Pts.
Sep 11	vs. LA Chargers*	P	0	0	—	—	0	3	48	16.0	31	0	0	0
Sep 17	vs. Dallas*	P	0	0	—	—	0	2	20	10.0	20	0	0	0
Sep 24	at Buffalo	P	0	0	—	—	0	1	16	16.0	16	0	0	0
Oct 1	vs. Oakland*	P	0	0	—	—	0	5	38	7.6	29	0	0	0
Oct 15	vs. New York Giants	P	1	0	0.0	0	0	3	17	5.7	10	0	0	0
Oct 22	at LA Chargers							INACTIVE						
Oct 30	at Kansas City	P	0	0	—	—	0	4	3	0.8	3	0	0	0
Nov 5	at Philadelphia	P	1	14	14.0	14	0	1	44	44.0	44	0	0	0
Nov 12	vs. New England	P	0	0	—	—	0	3	48	16.0	31	0	0	0
Nov 19	vs. Cincinnati							INACTIVE						
Nov 26	at Oakland							INACTIVE						
Dec 3	at Miami	P	0	0	—	—	0	1	-3	-3.0	-3	0	0	0
Dec 10	vs. New York Jets*							INACTIVE						
Dec 14	at Indianapolis*							INACTIVE						
Dec 24	at Washington	P	1	8	8.0	8	0	0	0	—	—	0	0	0
Season Totals			10/0	3	122	7.3	14	0	21	183	8.7	44	0	0



BRANDON McMANUS

8

KICKER



6-3 • 201 • 4TH YR. • TEMPLE

BORN: July 25, 1991, in Philadelphia

HIGH SCHOOL: North Penn High School, Lansdale, Pa.

ACQUIRED: Free Agent, 2014

NFL YEAR: 4th • YEAR WITH BRONCOS: 4th

NFL GAMES PLAYED/STARTED: 62/0 • POSTSEASON GP/GS: 4/0

McMANUS AT A GLANCE:

- A fourth-year kicker who has seen action in 62 regular-season games and four postseason contests for Denver (2014-17), making 91-of-113 career field goals (80.5%).
- Owns Denver's second-highest overall (regular season + postseason) field goal percentage, connecting on 101-of-123 attempts (82.1 pct.)
- Connected on 29-of 34 field goals (85.3%) in 2016, including three from 50-plus yards, in addition to converting 32-of-33 extra point attempts (97.0%).
- Finished the 2015 season tied for third in franchise history with 30 made field goals and ranked fourth in the NFL with a kickoff touchback percentage of 70.5.
- Named AFC Special Teams Player of the Month (October, 2015) after converting 10-of-11 field goals, including the first two game-winning kicks of his career.
- Totaled the second-most made field goals all-time in a single postseason (10-for-10) in 2015.
- Competed in the preseason with Indianapolis as a rookie in 2013 and with the N.Y. Giants in 2014 before being acquired by Denver in a trade.
- Received the 2012 College Football Performance Awards Specialist Trophy as the nation's best overall kicker following his senior year at Temple University.
- Holds Temple career records for points scored (338), field goals made (60) and punting average (45.4).
- Joined the Broncos on Aug. 26, 2014, in a trade with the N.Y. Giants in exchange for a seventh-round draft choice.

CAREER TRANSACTIONS: Signed by Indianapolis as a college free agent 4/30/13; Waived by Indianapolis 8/26/13; Signed to a future contract by N.Y. Giants on 1/2/14; Traded to Denver 8/26/14; Waived by Denver 11/25/14; Signed by Denver (practice squad) 12/4/14; Signed by Denver (active roster) 12/6/14.



2017: McManus finished 1-of-2 on field goal attempts and made all three extra points vs. LAC (9/11)... Connected on all six extra point attempts vs. Dal. (9/17)... Made all three field goal (38, 35, 28) and one extra point attempts at Buf. (9/24)... Finished with three made field goals on four attempts vs. Oak. (10/1)... Made one field goal (28 yds.) and one extra point vs. NYG (10/15)... Did not attempt a kick at LAC (10/22)... Made both field goal attempts (27, 34) and one extra point at K.C. (10/30)... Finished a perfect 3-for-3 (52, 53, 24) on field goals at Phi. (11/5)... Connected on all three field goal attempts (39, 33, 36) and one extra point attempt vs. N.E. (11/12)... Finished 1-for-2 on field goal attempts with one block on a 61-yard try vs. Cin. (11/19)... Made both extra point attempts at Oak. (11/26)... Kicked a 31-yard field goal at Mia. (12/3)... Finished 3-of-4 (31, 53, 40) on field goal attempts vs. NYJ (12/10)... Made one-of-two field goal attempts (both 40 yards) and two extra points at Ind. (12/14)... Made his one field goal attempt (31 yards) and dropped one punt inside the 20-yard line at Was. (12/24).

2016: McManus connected on 29 field goals—three from 50-plus yards—on 34 attempts (85.3%) and on 32-of-33 extra point attempts (97.0%)... Finished 4-of-5 on field goals (23, 43, 33, 35) vs. Ind. (9/18)... Kicked three field goals (35, 46, 45) vs. Atl. (10/9)... Kicked two field goals—including a 55-yard field goal as time expired in the first half—at Oak. (11/6)... Connected on 3-of-4 field goal attempts—including his seventh career 50-yard field goal to give him third most in team history—and made a special-teams stop at N.O.

McMANUS ONE OF THE MOST ACCURATE KICKERS IN TEAM HISTORY

BEST OVERALL (REG. SEASON + POSTSEASON) FIELD GOAL PERCENTAGE, BRONCOS HISTORY

Player	FGM	FGA	PCT.
1. Matt Prater	150	181	82.9
2. Brandon McManus	101	123	82.1
3. Jason Elam	410	508	80.7
4. David Treadwell	106	138	76.8
5. Rich Karlis	149	211	70.6

(11/13)... Surpassed 300 points in his career against N.E. to become the 12th player (sixth fastest) in team history to reach that mark... Kicked a 52-yard field goal in the second quarter—his third 50-yard field goal of the season—in addition to running six yards on a fake field goal attempt at K.C. (12/25).

2015: McManus tied for third in franchise history with 30 made field goals (35 attempts), including three game-winning kicks, and added 35 extra points (36 attempts) for 125 total points... Totaled 55 touchbacks on 78 kickoffs for the league's fourth-best percentage (70.5)... Was a perfect 10-for-10 on field goals in Denver's three postseason games to represent the second-most made field goals all-time in a single postseason... Began the season with 13 consecutive field goals, which tied for second in Broncos history to start a season... Was a perfect 4-for-4 (57, 56, 43, 33) vs. Bal. (9/13), becoming the second kicker in NFL history to convert two field goals of 56 yards or longer in the same game... Named AFC Special Teams Player for the Month for October after connecting on 10-of-11 field goals, including the first two game-winning kicks of his career... Kicked the game-winning 37-yard field goal on the first possession of overtime vs. Cin. (12/28)... Tied an NFL postseason record with five made field goals (28, 41, 51, 41, 45) in Denver's AFC Divisional Playoff Game vs. Pit. (1/17)... Tied K Matt Prater with his seventh made field goal of the season (including postseason) from 50-plus yards, connecting on both of his attempts (52, 31) in Denver's AFC Championship Game vs. N.E. (1/24)... Drilled three field goals (34, 33, 30) in Denver's Super Bowl 50 victory vs. Car. (2/7).

2014: McManus, who spent the preseason with the N.Y. Giants before being traded to Denver on Aug. 26, appeared in 15 regular-season games and one playoff contests for the Broncos... Connected on 9-of-13 (.692) field goals and converted all 41 PATs in addition to ranking fourth in the NFL in touchback percentage (70.3 / 64-of-91)... Waived on Nov. 25 before being signed back to the active roster on Dec. 6 to handle kickoff duties for the remainder of the season.

2013: McManus, who entered the NFL with Indianapolis as a college free agent, competed with the Colts during the preseason before being waived on Aug. 26.

COLLEGE: McManus holds Temple University career records for points scored (338), field goals made (60) and attempted (83) and punting average (45.4)... Named the recipient of the 2012 College Football Performance Awards Specialist Trophy as the nation's best overall kicker after converting 14-of-17 field goals and 32-of-33 extra point tries for 74 points... Punted 54 times for 2,433 yards (45.1 avg.), including 15 kicks of 50-plus yards as a senior... Earned All-Big East first-team honors as a punter and was a second-team choice as a kicker.

PERSONAL: McManus was a four-year letterwinner as a kicker and punter at North Penn High School in Lansdale, Pa.... Selected to play in the 2009 Big 33 All-Star Game... Named a first-team All-Suburban One Conference selection and a first-team *Times-Herald* All-Area pick as a senior... Scored 229 career points and helped his team win district championships in 2005 and 2008 and conference titles in 2006 and 2008... Majored in biology/pre-med at Temple... Co-founded the Anti Bully Squad to create a permanent solution to bullying through education, advocacy, awareness and prevention.... Brandon Tyler McManus was born on July 25, 1991, in Philadelphia.

MCMANUS' REGULAR SEASON RECORD

Year	Club	G	FIELD GOALS							TOTAL	Pct.	PATs		Pts.
			1-19	20-29	30-39	40-49	50-59	60+	Md./Att.			Pct.		
2014	Denver	15	0/0	5/5	2/3	2/3	0/2	0/0	9/13	.692	41/41	1.000	68	
2015	Denver	16	0/0	12/12	8/8	5/8	5/7	0/0	30/35	.857	35/36	.972	125	
2016	Denver	16	0/0	9/9	10/10	7/9	3/5	0/1	29/34	.853	32/33	.970	119	
2017	Denver	15	0/0	6/8	10/11	4/6	3/5	0/1	23/31	.742	24/24	1.000	93	
CAREER TOTALS		62	0/0	32/34	30/32	19/26	11/20	0/2	91/113	.805	132/134	.985	405	

ADDITIONAL STATISTICS: Kickoffs — 2014 (91 for 5,981 yards, 65.7 avg., 64 TBs), 2015 (78 for 5,012 yards, 64.3 avg., 55 TBs), 2016 (75 for 4,776 yards, 63.7 avg., 50 TBs), 2017 (58 for 3,698 yards, 63.8 avg., 43 TBs), TOTAL (302 for 19,467 yards, 64.5 avg., 212 TBs). Punts — 2015 (1 for 41 yards, 41.0 avg., 21.0 net, 1 TB), 2017 (1 for 26 yards, 26.0 avg., 26.0 net, 0 TB), TOTAL (2 for 67 yards, 33.5 avg., 23.5 net, 1 TB). Special-Teams tackle— 2016 (3), TOTAL (3). Carried one time for 6 yards at K.C. (12/25/16).

MCMANUS' POSTSEASON RECORD

Year	Club	G	FIELD GOALS							TOTAL	Pct.	PATs		Pts.
			1-19	20-29	30-39	40-49	50-59	60+	Md./Att.			Pct.		
2014	Denver	1	0/0	0/0	0/0	0/0	0/0	0/0	0/0	.000	0/0	0.0	0	
2015	Denver	3	0/0	1/1	4/4	3/3	2/2	0/0	10/10	1.000	3/3	100.0	33	
CAREER TOTALS		4	0/0	1/1	4/4	3/3	2/2	0/0	10/10	1.000	3/3	100.0	33	

ADDITIONAL STATISTICS: Kickoffs — 2014 (4 for 235 yards, 58.8 avg., 2 TBs), 2015 (17 for 1,102 yards, 64.8 avg., 14 TBs), TOTAL (21 for 1,337 yards, 63.7 avg., 16 TBs).

MCMANUS' SINGLE-GAME HIGHS

(Postseason in parentheses)

Field goals made — 4, four times, last vs. Indianapolis, 9/18/16 (5 vs. Pittsburgh, 1/17/16). **Field goals attempted** — 5, three times, last vs. Indianapolis, 9/18/16 (5 vs. Pittsburgh, 1/17/16). **Longest field goal made** — 57 vs. Baltimore, 9/13/15 (52 vs. New England, 1/24/16). **PATs made** — 6, twice, last vs. Dallas, 9/17/17 (2 vs. New England, 1/24/16). **Points scored** — 14, twice, last vs. Indianapolis, 9/18/16 (15 vs. Pittsburgh, 1/17/16).

MCMANUS' GAME-WINNING KICKS (3)

Date	Opponent	Down/Tied	Distance	Time Left	Drive/T.O.P.
10/4/15	vs. Minnesota	20-20, 4th	39 yards	1:51, 4th	9-55-3:20
10/18/15	at Cleveland	23-23, OT	34 yards	4:56, OT	13-72-6:42
12/28/15	vs. Cincinnati	17-17, OT	37 yards	10:00, OT	14-61-5:00

BRANDON MCMANUS' 2017 GAME-BY-GAME

(Victories asterisked)

2017 DENVER (5-10)			FIELD GOALS							PATs				
Date	Opponent	P/S	10-19	20-29	30-39	40-49	50-59	60+	TOTAL	Pct.	Md./Att.	Pct.	Pts.	
Sep 11	vs. LA Chargers*	P	0/0	1/1	0/0	0/0	0/1	0/0	1/2	.500	3/3	1.000	6	
Sep 17	vs. Dallas*	P	0/0	0/0	0/0	0/1	0/0	0/0	0/1	.000	6/6	1.000	6	
Sep 24	at Buffalo	P	0/0	1/1	2/2	0/0	0/0	0/0	3/3	1.000	1/1	1.000	10	
Oct 1	vs. Oakland*	P	0/0	1/2	1/1	1/1	0/0	0/0	3/4	.750	1/1	1.000	10	
Oct 15	vs. New York Giants	P	0/0	1/1	0/1	0/0	0/1	0/0	1/3	.333	1/1	1.000	4	
Oct 22	at LA Chargers	P	0/0	0/0	0/0	0/0	0/0	0/0	0/0	—	0/0	—	0	
Oct 30	at Kansas City	P	0/0	1/1	1/1	0/0	0/0	0/0	2/2	1.000	1/1	1.000	7	
Nov 5	at Philadelphia	P	0/0	1/1	0/0	0/0	2/2	0/0	3/3	1.000	2/2	1.000	11	
Nov 12	vs. New England	P	0/0	0/0	3/3	0/0	0/0	0/0	3/3	1.000	1/1	1.000	10	
Nov 19	vs. Cincinnati	P	0/0	0/0	0/0	1/1	0/0	0/1	1/2	1.000	2/2	1.000	5	
Nov 26	at Oakland	P	0/0	0/0	0/0	0/0	0/0	0/0	0/0	—	2/2	1.000	2	
Dec 3	at Miami	P	0/0	0/0	1/1	0/0	0/0	0/0	1/1	1.000	0/0	—	3	
Dec 10	vs. New York Jets*	P	0/0	0/1	1/1	1/1	1/1	0/0	3/4	.750	2/2	1.000	11	
Dec 14	at Indianapolis*	P	0/0	0/0	0/0	1/2	0/0	0/0	1/2	.500	2/2	1.000	5	
Dec 24	at Washington	P	0/0	0/0	1/1	0/0	0/0	0/0	1/1	1.000	0/0	—	3	
Season Totals			15/0	0/0	6/8	10/11	4/6	3/5	0/1	23/31	.742	24/42	1.000	93



VON MILLER

58

OUTSIDE LINEBACKER

6-3 • 250 • 7TH YR. • TEXAS A&M

BORN: March 26, 1989, in DeSoto, Texas

HIGH SCHOOL: DeSoto (Texas) High School

ACQUIRED: Draft #1 (2nd overall), 2011

NFL YEAR: 7th • **YEAR WITH BRONCOS:** 7th

NFL GAMES PLAYED/STARTED: 103/103 • **POSTSEASON GP/GS:** 7/7



MILLER AT A GLANCE:

- A seventh-year linebacker and five-time Associated Press All-Pro selection who has totaled 396 tackles (318 solo), 83.5 sacks (525.5 yds.), one interception, 16 passes defensed, 21 forced fumbles and six fumble recoveries in his first six seasons with Denver.
- Became the second-fastest player to reach 80 career quarterback takedowns (94 games) since sacks became an official statistic in 1982.
- Received All-Pro recognition from the Associated Press in five of his six NFL seasons—including first-team designations in 2012, '15 and '16—becoming the ninth player in team history with three or more first-team honors.
- Earned Pro Bowl honors in five of his first six seasons (2011-12, 14-16), joining Ring of Fame safety Steve Atwater and cornerback Champ Bailey as the only players in team history to make five Pro Bowls in their first six years with the team.
- Ranked second in the league with 13.5 sacks (65.0 yds.) and finished with a career-best 78 tackles (62 solo) in 2016 to finish as runner up for NFL Defensive Player of the Year for the second time in his career.
- Named MVP of Super Bowl 50—the 10th defensive player to earn the honor—after posting 2.5 sacks (27 yds.) and forcing two fumbles that led to touchdowns in Denver's 24-10 win against Carolina.
- Ranks fourth in NFL history (since 1982) in sacks per game (0.82) among players appearing in at least 40 contests.
- Owns the most seasons (6) with double-digit sack totals in Broncos history and is one of three players with 10 or more sacks in six of his first seven NFL seasons.
- Led the league with five sacks (31 yds.) in addition to posting 12 tackles (9 solo) in September 2016, earning AFC Defensive Player of the Month honors for his efforts.
- Named AFC Defensive Player of the Month for October 2014 after leading all NFL players in sacks (7) and tackles for a loss (10).
- Voted as runner-up for the NFL Defensive Player of the Year in 2012, setting a Broncos single-season record with 18.5 sacks and finishing the year also ranked in the NFL's Top 5 in quarterback knockdowns (27), tackles for a loss (28) and forced fumbles (6).
- Joined former Broncos teammate DeMarcus Ware (Dal., 2008) in 2012 as the only two players since at least 1994 with 15 sacks, 25 tackles for a loss and five forced fumbles in a single season.
- Won AFC Defensive Player of the Month honors after leading the conference with eight sacks and 10 tackles for a loss in November 2012.
- Named NFL Defensive Rookie of the Year and a Pro Bowl starter in 2011 after tying the franchise rookie sack record (11.5).
- Became just the second player in Broncos history (K David Treadwell, 1989) to be selected to the Pro Bowl as a rookie.
- Earned AFC Player of the Week honors on three occasions (Week 11—2011; Week 11—2012; Week 2—2016).
- Posted 27.5 sacks in 26 starts over his last two seasons at Texas A&M University and won the Butkus Award (nation's best linebacker) in addition to being named a consensus All-American as a senior in 2010.

58's TROPHY CASE

Pro Bowls (5)	2011-12, 14-16
All-Pro (First Team) (3)	2012, 15-16
All-Pro (Second Team) (2)	2011, '14
Super Bowl 50 MVP	2015
NFL Defensive Rookie of the Year	2011

MILLER ON A TORRID PACE THROUGH SIX SEASONS

MOST SACKS THROUGH FIRST SIX SEASONS

Player	GP	Sk.
1. Reggie White, Phi.	88	95.0
2. DeMarcus Ware, Dal.	96	80.0
3. Derrick Thomas, K.C.	95	88.0
4. Bruce Smith, Buf.	88	76.5
5. J.J. Watt, Hou.	83	76.0
6. Von Miller, Den.	88	73.5

MOST SACKS PER GAME (MIN. 50 GP)

Player	GP	Sk.	Sk./G
1. J.J. Watt	84	76.0	0.90
2. Reggie White	232	198.0	0.85
3. Mark Gastineau	89	74.0	0.83
4. Von Miller	103	83.5	0.81

- Finished his collegiate career with 33 sacks (fourth in school history) and 50.5 tackles for a loss in 47 games played (30 starts).
- Selected by the Broncos in the first round (2nd overall) of the 2011 NFL Draft.

CAREER TRANSACTIONS: Signed by Denver as a draft choice 7/29/11.



2017: Miller had four solo tackles vs. LAC (9/11)... Sacked Dak Prescott twice for 10 yards—to move into third place on the Broncos’ all-time sack list (75.5)—and notched one pass defended vs. Dal. (9/17)... Recorded six solo tackles and one sack (7 yds.) at Buf. (9/27)... Posted two solo tackles and sacked EJ Manuel for seven yards vs. Oak. (10/1)... Sacked Eli Manning for four yards vs. NYG (10/15)... Posted two sacks (16 yds.) to represent his 20th career multi-sack game and reach 80.5 quarterback takedowns for his career... Became the second fastest player in NFL history to reach 80 career sacks (94 games)... Tallied three solo stops at K.C. (10/30)... Strip-sacked Nick Foles (8 yds.), leading to a Brandon Marshall 19-yard touchdown, and paced the team with eight tackles (all solo) at Phi. (11/5)... Had one tackle vs. N.E. (11/12)... Posted two solo stops and one pass defended vs. Cin. (11/19)... Finished with 6 six tackles (4 solo) and 0.5 sacks (2 yds.) at Oak. (11/26)... Earned 0.5 sack (3.5 yds.) and made six tackles (5 solo) at Mia. (12/3)... Sacked Josh McCown (7 yds.) and made four solo tackles vs. NYJ (12/10)... Became the first Bronco in team history with six 10-sack seasons and is only the third player in NFL history with six 10-plus sack seasons... Posted three tackles (1 solo) and one pass defended at Ind. (12/14)... Forced and recovered a fumble in addition to finishing with four tackles (3 solo) at Was. (12/24).

2016: Miller was named an Associated Press First-Team All-Pro for the the third time and was selected to his fifth career Pro Bowl, becoming one of three players to make five Pro Bowls in their first six years with the Broncos... Finished as runner up for NFL Defensive Player of the Year after delivering the league’s second-highest sack total (13.5-65.0) and a career-high 78 tackles (62 solo) in addition to three forced fumbles and three passes defended... Tied Pro Football Hall of Fame defensive end Bruce Smith for the fourth-fastest player in NFL history to 70 quarterback takedowns (83 games) and Ring of Fame linebacker Simon Fletcher for the most double-digit sack seasons (5) in team history... Matched a career-high with three sacks (20 yds.)—including a strip-sack of Andrew Luck that led to a 15-yard touchdown return—in addition to posting seven tackles (5 solo) and one pass defended vs. Ind. (9/18)... Named AFC Defensive Player of the Week for the third time in his career for his efforts against Indianapolis... Named AFC Defensive Player of the Month for September, leading the league with five sacks (31 yds.) in addition to posting 12 tackles during the month... Notched six solo tackles and one sack at S.D. (10/13), extending his regular-season sack streak to seven games—the longest of his career... Matched a career high with 10 tackles (9 solo) and recorded three sacks (16 yds.) for the fourth time in his career vs. K.C. (11/27).

2015: Miller was selected to his fourth career Pro Bowl—one of three players in team history to make at least four Pro Bowls in their first five years with the club—after recording his fourth 10+ sack season (11-78) and adding 35 tackles (30 solo), four forced fumbles and three fumble recoveries... Posted five sacks (40 yds.) between the AFC Championship and Super Bowl to tie Terrell Suggs (2010) for the most sacks in consecutive postseason games... Named MVP of Super Bowl 50 after totaling six tackles (5 solo), 2.5 sacks (27 yds.), two forced fumbles and one pass defended with both of his forced fumbles leading to Denver’s only touchdowns of the game... Recorded four solo tackles and became the third-fastest player in NFL history to 50 sacks (58 games) at K.C. (9/17)... Moved into eighth all-time in team history with his 56th career sack (7 yds.) vs. N.E. (11/29)... Posted his 14th career multi-sack game, taking down Chargers QB Philip Rivers twice (15 yds.) at S.D. (12/6)... Became the third Bronco in team history to post 10-plus sacks in four or more seasons vs. Oak. (12/13)... Registered

MILLER 10TH DEFENSIVE PLAYER TO BE NAMED SUPER BOWL MVP

NFL DEFENSIVE PLAYERS TO BE NAMED SUPER BOWL MVP

Year	SB	Player	Team	Position
1970	V	Chuck Howley	Dallas	Linebacker
1972	VII	Jake Scott	Miami	Safety
1977	XII	Harvey Martin	Dallas	Defensive End
1977	XII	Randy White	Dallas	Defensive Tackle
1985	XX	Richard Dent	Chicago	Defensive End
1995	XXX	Larry Brown	Dallas	Cornerback
2000	XXXV	Ray Lewis	Baltimore	Linebacker
2002	XXXVII	Dexter Jackson	Tampa Bay	Safety
2013	XLVIII	Malcolm Smith	Seattle	Linebacker
2015	50	Von Miller	Denver	Linebacker

MILLER IN DENVER'S RECORD BOOKS

MOST SACKS IN A SEASON, BRONCOS HISTORY

Player	Year	No.
1. Von Miller	2012	18.5
2. Elvis Dumervil	2009	17.0
3. Simon Fletcher	1992	16.0
4. Von Miller	2014	14.0
5. Simon Fletcher	1993	13.5
Simon Fletcher	1991	13.5
Von Miller	2016	13.5

MOST 10-SACK SEASONS, BRONCOS HISTORY

Player	No.	Years
1. Von Miller	6	2011-12, '14-17
2. Simon Fletcher	5	1989-93
3. Paul Smith	4	1970-73
4. Elvis Dumervil	3	2007, '09, '12
Rulon Jones	3	1980, '84-85
Rich Jackson	3	1968-70

MOST CAREER SACKS, BRONCOS HISTORY

Player	Years	No.
1. Simon Fletcher	1985-95	97.5
2. Von Miller	2011-pres.	83.5
3. Karl Mecklenburg	1983-94	79.0
4. Barry Chavous	1973-85	75.0
5. Rulon Jones	1980-88	73.5

two solo tackles in Denver's AFC Divisional Playoff Game vs. Pit. (1/17)... Set a Broncos postseason record with 2.5 sacks (13 yds.) in addition to intercepting one pass (4 yds.) and making five tackles (4 solo) in Denver's AFC Championship Game vs. N.E. (1/24)... Matched his team-record 2.5 sacks (27 yds.), forced two fumbles that led to touchdowns and posted six tackles (5 solo) to earn MVP honors in Denver's Super Bowl 50 victory vs. Car. (2/7).

2014: Miller started all 16 regular-season games for the second time in his career and earned his third Pro Bowl nod after totaling 59 tackles (42 solo), 14 sacks (82.5 yds.), two passes defended and one fumble recovery... Became the fifth Broncos linebacker to be selected to at least three Pro Bowls and just the sixth player in team history to make at least three Pro Bowls in his first four years in the league... Led the Broncos with 16 tackles for a loss and 28 quarterback hits... Moved into fourth place on the club's single-season sack chart with his 14 sacks... Recorded his 12th career multiple-sack game vs. S.F. (10/19)... Posted six consecutive games with a sack (Games 2-7), to tie for the longest such streak of his career... Named AFC Defensive Player of the Month for October after leading all NFL players in sacks (7) and tackles for a loss (10) for the month... Recorded his 13th multiple-sack game (2-11) at K.C. (11/30)... Posted a team-high six tackles (5 solo), including two tackles for a loss, in Denver's AFC Divisional Playoff Game vs. Ind. (1/11).

2013: Miller started all nine games he appeared in after serving a six-game suspension to begin the season and ending the year on injured reserve... Made his 2013 debut with two tackles, including one for a loss and two quarterback hits at Ind. (10/20)... Sacked Robert Griffin III and forced a fumble that was recovered by Derek Wolfe vs. Was. (10/27)... Recovered his first career fumble and returned it 60 yards for a touchdown at N.E. (11/24) to mark seventh-longest such play in team history... Tore his ACL at Hou. (12/22) and was placed on injured reserve on Dec. 24.

2012: Miller started every game for the Broncos in his second NFL season and finished as the runner-up for NFL Defensive Player of the Year after ranking in the league's Top 5 in sacks (18.5), quarterback knockdowns (27), quarterback hurries (12), tackles for a loss (28), run stuffs (13) and forced fumbles (6)... Ranked fourth on the team with 68 tackles (55 solo) and added an interception return for a touchdown while receiving first-team All-Pro recognition and being selected to his second consecutive Pro Bowl as a starter... Set the franchise single-season record with 18.5 sacks to rank third in the NFL and joined DeMarcus Ware (Dal., 2008) as one of two players since at least 1994 with 15 sacks, 25 tackles for a loss and five forced fumbles in a single season... Named AFC Defensive Player of the Month for November after totaling 20 tackles (18 solo), eight sacks (54 yds.), 10 tackles for a loss and three forced fumbles in four games... Recorded a pair of sacks, while adding eight tackles (7 solo), one pass breakup, one forced fumble and five tackles for a loss at N.E. (10/7)... Set a career high with three sacks (18 yds.) at Cin. (11/4)... Earned Peter King's (*Sports Illustrated*) Defensive Player of the Week award after making six tackles—all of which came for a loss or no gain—in addition to one sack, one forced fumble and a quarterback hit on quarterback Cam Newton that resulted in an interception returned for a touchdown at Car. (11/11)... Became the first Bronco since at least 1982 to record three sacks and two forced fumbles in a single game vs. S.D. (11/18), earning Peter King's Defensive Player of the Week award for the second consecutive week... Intercepted his first career pass and returned it 26 yards for a touchdown vs. T.B. (12/2)... Extended his sack streak to a career-best six games, strip-sacking quarterback Carson Palmer for his fifth forced fumble in a five-week span at Oak. (12/6)... Became the Broncos' single-season sack record holder with 1.5 sacks vs. Cle. (12/23)... Sacked quarterback Brady Quinn to extend his single-season record to 18.5 vs. K.C. (12/30)... Led the team with nine tackles and a half sack in Denver's AFC Divisional Playoff Game vs. Bal. (1/12).

2011: Selected by Denver in the first round (2nd overall) of the 2011 NFL Draft, Miller started all 15 games played and tied the franchise rookie record with 11.5 sacks en route to being named the Associated Press NFL Defensive Rookie of the Year... Elected as a starter for the Pro Bowl to become just the second Bronco to play in the league's annual All-Star game as a rookie in addition to garnering second-team All-Pro honors from the Associated Press... Finished fifth on the club with 64 tackles (50 solo) and added a team-best 19 tackles for a loss and 24 quarterback hits to go along with four passes defended and two forced fumbles... Named the Denver Athletic Club's Colorado Athlete of the Year... Missed Week 13 with a thumb injury and was forced to play the season's final six games, including the playoffs, with a cast on his hand... Produced two separate five-game stretches with at least a half sack.

COLLEGE: Miller played 47 games (30 starts) at Texas A&M University and finished his career with 182



tackles (104 solo), 33 sacks (fourth in school history), 50.5 tackles for a loss, 10 forced fumbles and four fumble recoveries... Posted 27.5 sacks in 26 starts over his last two seasons and won the Butkus Award (nation's best linebacker) in addition to being named a consensus All-American as a senior in 2010... Tabbed as a unanimous All-Big 12 Conference performer after leading the nation with 17 sacks (115 yds.) as a junior in 2009 playing a hybrid "jack" position... Named to *The Sporting News'* Freshman All-Big 12 Team in 2007 after seeing action in nine games as a true freshman for the Aggies.

PERSONAL: Miller attended DeSoto (Texas) High School, where he was named the District 8-5A Defensive MVP as a senior after totaling 76 tackles and six sacks... Majored in university studies with a concentration in agriculture and life sciences at Texas A&M... Started Von's Vision, a foundation dedicated to providing eye care, glasses and contact lenses to underprivileged youth... Visited the Middle East as part of an NFL USO Tour in March 2013... Von Miller was born on March 26, 1989, in DeSoto, Texas.

MILLER'S REGULAR SEASON RECORD

Year	Club	G	S	UT	A	TT	S-Yds.	I-Yds.	PD	FF	FR	TD-Int.	TD-FR	S	Pts.
2011	Denver	15	15	50	14	64	11.5-77	0-0	4	2	0	0	0	0	0
2012	Denver	16	16	55	13	68	18.5-129.5	1-26	2	6	0	1	0	0	6
2013	Denver	9	9	27	7	34	5-29	0-0	1	3	1	0	1	0	6
2014	Denver	16	16	43	17	59	14-82.5	0-0	2	1	1	0	0	0	0
2015	Denver	16	16	30	5	35	11-78	0-0	1	4	3	0	0	0	0
2016	Denver	16	16	62	16	78	13.5-65	0-0	3	3	0	0	0	0	0
2017	Denver	15	15	51	6	57	10-64.5	0-0	3	2	1	0	0	0	0
CAREER TOTALS		103	103	318	78	39683.5-525.5		1-26	16	21	6	1	1	0	12

MILER'S POSTSEASON RECORD

Year	Club	G	S	UT	A	TT	S-Yds.	I-Yds.	PD	FF	FR	TD-Int.	TD-FR	S	Pts.
2011	Denver	2	2	3	0	3	1-4	0-0	0	0	0	0	0	0	0
2012	Denver	1	1	7	2	9	0.5-3.5	0-0	0	0	0	0	0	0	0
2014	Denver	1	1	5	1	6	0-0	0-0	0	0	0	0	0	0	0
2015	Denver	3	3	11	2	13	5-40	1-4	2	2	0	0	0	0	0
CAREER TOTALS		7	7	26	5	31	6.5-47.5	1-4	2	2	0	0	0	0	0

MILLER'S SINGLE GAME HIGHS

(Postseason in parentheses)

Tackles — 10, twice, last vs. Kansas City 11/27/16 (9 vs. Baltimore, 1/12/13). **Sacks** — 3, four times, last vs. Kansas City, 11/27/16 (2.5[^], twice, last vs. Carolina, 2/7/16). **Sack yards** — 29 vs. San Diego, 11/18/12 (27[^] vs. Carolina, 2/7/16). **Interceptions** — 1 vs. Tampa Bay, 12/2/12 (1 vs. New England, 1/24/16). **Interception return yards** — 26 vs. Tampa Bay, 12/2/12 (4 vs. New England, 1/24/16). **Forced fumbles** — 2 vs. San Diego, 11/18/12 (2[^] vs. Carolina, 2/7/16). **Fumble recoveries** — 1, five times, last at San Diego, 12/6/15 (none). **Fumble return yards** — 60 at New England, 11/24/13 (none).

[^]Broncos Record

MILLER'S MULTIPLE-SACK GAMES (20)

*denotes win; # denotes postseason; (The Broncos are 15-5 when Miller records more than one sack in a game.)

Date	Opponent	S-Yds.
10/2/11	at Green Bay	2-12
11/13/11	at Kansas City*	1.5-6.5
11/17/11	vs. N.Y. Jets*	1.5-12
9/9/12	vs. Pittsburgh*	2-15
10/7/12	at New England	2-7
11/4/12	at Cincinnati*	3-18
11/18/12	vs. San Diego*	3-29
12/23/12	vs. Cleveland*	1.5-12.5
11/24/13	at New England	2-11
10/5/14	vs. Arizona*	2-15.5
10/12/14	at N.Y. Jets*	2-10
10/19/14	vs. San Francisco*	2-18
11/30/14	at Kansas City*	2-11
12/6/15	at San Diego*	2-15
1/24/16	vs. New England*#	2.5-13
2/7/16	vs. Carolina*#	2.5-27
9/18/16	vs. Indianapolis	3-24
11/27/16	vs. Kansas City	3-16
9/17/17	vs. Dallas*	2-10
10/22/17	at Los Angeles Chargers	2-16

MILLER'S SACKS BY QUARTERBACK

Figures in italics include postseason totals

Quarterback	Sacks	Quarterback	Sacks
Philip Rivers	15.0	Shaun Hill	1.0
Alex Smith	8.0	Josh Freeman	1.0
<i>Tom Brady</i>	<i>7.5</i>	Robert Griffin III	1.0
Andy Dalton	5.0	Teddy Bridgewater	1.0
<i>Cam Newton</i>	<i>4.5</i>	EJ Manuel	1.0
Derek Carr	4.5	Caleb Hanie	1.0
<i>Ben Roethlisberger</i>	<i>3.0</i>	Matt Hasselbeck	1.0
Andrew Luck	3.0	Drew Stanton	1.0
Colin Kaepernick	2.0	Russell Wilson	1.0
Geno Smith	2.0	Matt Moore	1.0
Brady Quinn	2.0	Aaron Rodgers	1.0
Aaron Rodgers	2.0	Kyle Orton	1.0
Matt Ryan	2.0	Logan Thomas	1.0
Dak Prescott	2.0	Ryan Fitzpatrick	1.0
Jay Cutler	2.0	Blake Bortles	1.0
Carson Palmer	1.5	Tyrod Taylor	1.0
Mark Sanchez	1.5	Nick Foles	1.0
Matt Cassel	1.5	<i>Joe Flacco</i>	<i>0.5</i>
Eli Manning	1.0	Jameis Winston	0.5
Josh McCown	1.0		

VON MILLER'S 2017 GAME-BY-GAME

(Victories asterisked)

2017 DENVER (5-10)		TACKLES								
Date	Opponent	P/S	UT	A	TT	S-Yds.	I-Yds.	PD	FF	FR
Sep 11	vs. LA Chargers*	S	4	0	4	0-0	0-0	0	0	0
Sep 17	vs. Dallas*	S	2	0	2	2-10	0-0	1	0	0
Sep 24	at Buffalo	S	6	0	6	1-7	0-0	0	0	0
Oct 1	vs. Oakland*	S	2	0	2	1-7	0-0	0	0	0
Oct 15	vs. New York Giants	S	1	0	1	1-4	0-0	0	0	0
Oct 22	at LA Chargers	S	5	0	5	2-16	0-0	0	0	0
Oct 30	at Kansas City	S	3	0	3	0-0	0-0	0	0	0
Nov 5	at Philadelphia	S	8	0	8	1-8	0-0	0	1	0
Nov 12	vs. New England	S	1	0	1	0-0	0-0	0	0	0
Nov 19	vs. Cincinnati	S	2	0	2	0-0	0-0	1	0	0
Nov 26	at Oakland	S	4	2	6	0.5-2	0-0	0	0	0
Dec 3	at Miami	S	5	1	6	0.5-3.5	0-0	0	0	0
Dec 10	vs. New York Jets*	S	4	0	4	1-7	0-0	0	0	0
Dec 14	at Indianapolis*	S	1	2	3	0-0	0-0	1	0	0
Dec 24	at Washington	S	3	1	4	0-0	0-0	0	1	1
Season Totals		15/15	51	6	57	10-64.5	0-0	3	2	1



DEIONTREZ MOUNT

53

OUTSIDE LINEBACKER

6-5 • 253 • 3 • LOUISVILLE

BORN: Feb. 26, 1993, in Fort Walton Beach, Fla.

HIGH SCHOOL: Fort Walton Beach (Fla.) High School

ACQUIRED: Free Agent, 2017

NFL YEAR: 3rd • **YEAR WITH BRONCOS:** 1st

NFL GAMES PLAYED/STARTED: 11/0



MOUNT AT A GLANCE:

- A third-year inside linebacker who has played 11 games in his career with Tennessee (2015), Indianapolis (2016) and Denver (2017).
- Appeared in 45 career games (13 starts) at the University of Louisville, totaling 83 tackles (50 solo), 9.5 sacks, three passes defended and one forced fumble.
- Selected by the Titans in the sixth round (177th overall) of the 2015 NFL Draft.
- Joined Denver as a practice squad signee on Sept. 3, 2017.

CAREER TRANSACTIONS: Signed by Tennessee as a draft choice 5/13/15; Waived by Tennessee 8/28/16; Signed by Indianapolis (practice squad) 9/19/16; Signed by Indianapolis (active roster) 12/15/16; Waived by Indianapolis 8/25/17; Signed by Denver 8/29/17; Waived by Denver 9/2/17; Signed by Denver (practice squad) 9/3/17; Signed by Denver (active roster) 11/15/17.



2017: Mount spent training camp with Indianapolis and was waived from injured reserve before signing with Denver on Sept. 29... Competed on the team's practice squad for the first 10 weeks of the season... Was promoted to the active roster on Nov. 15, and made his Broncos' debut on special teams vs. Cin. (11/19)... Played on special teams at Oak. (11/26)... Made one special-teams stop at Mia. (12/3)... Saw action on defense and special teams vs. NYJ (12/10) and at Ind. (12/14)... Posted one solo tackle at Was. (12/24).

2016: Mount played one game with Indianapolis in addition to spending time on the team's practice squad.

2015: Selected in the sixth round (177th overall) of the 2015 NFL Draft by Tennessee, Mount appeared in four games with the Titans... Recorded one interception (8 yds.) in his NFL debut at T.B. (9/13).

COLLEGE: Mount played in 45 career games (13 starts) at the University of Louisville, totaling 83 tackles (50 solo), 9.5 sacks, three passes defended and one forced fumble... Played 13 games (5 starts) as a senior in 2014, setting career highs with 38 tackles (29 solo), 11.5 tackles for loss and 5.0 sacks.

PERSONAL: Mount attended Fort Walton Beach (Fla.) High School, where he recorded 54 tackles and 5.5 sacks as a senior.... Was a FHSAA 3A Outdoor State Championship qualifier in the 110-meter hurdles and also participated in the 300 meter hurdles, long jump and 4x100 meter relay... Deiontrez (pronounced: Dee-on-trez) Mount was born on Feb. 26, 1993.

MOUNT'S REGULAR SEASON RECORD

Year	Club	G	S	UT	A	TT	S-Yds.	I-Yds.	PD	FF	FR	TD-Int.	TD-FR	S	Pts.
2015	Tennessee	4	0	0	0	0	0-0	1-8	1	0	0	0	0	0	0
2016	Indianapolis	1	0	0	0	0	0-0	0-0	0	0	0	0	0	0	0
2017	Denver	6	0	1	0	1	0-0	0-0	0	0	0	0	0	0	0
CAREER TOTALS		11	0	1	0	1	0-0	1-8	1	0	0	0	0	0	0

ADDITIONAL STATISTICS: Special-teams tackles — 2017 (1), TOTAL (1)

MOUNT'S 2017 GAME-BY-GAME

(Victories asterisked)

2017 DENVER (5-10)		TACKLES									
Date	Opponent	P/S	UT	A	TT	S-Yds.	I-Yds.	PD	FF	FR	
GAMES 1-9											
PRACTICE SQUAD											
SIGNED TO THE ACTIVE ROSTER NOV. 15											
Nov 19	vs. Cincinnati	P	0	0	0	0-0	0-0	0	0	0	
Nov 26	at Oakland	P	0	0	0	0-0	0-0	0	0	0	
Dec 3	at Miami	P	0	0	0	0-0	0-0	0	0	0	
Dec 10	vs. New York Jets*	P	0	0	0	0-0	0-0	0	0	0	
Dec 14	at Indianapolis*	P	0	0	0	0-0	0-0	0	0	0	
Dec 24	at Washington	P	1	0	1	0-0	0-0	0	0	0	
Season Totals			6/0	1	0	1	0-0	0-0	0	0	0



BROCK OSWEILER

17

QUARTERBACK

6-7 • 240 • 6TH YR. • ARIZONA STATE

BORN: Nov. 22, 1990, in Coeur d'Alene, Idaho

HIGH SCHOOL: Flathead High School, Kalispell, Mont.

ACQUIRED: Free Agent, 2017

NFL YEAR: 6th • YEAR WITH BRONCOS: 5th

NFL GAMES PLAYED/STARTED: 42/25 • POSTSEASON GP/GS: 2/2



OSWEILER AT A GLANCE:

- A sixth-year quarterback who has started 25-of-42 regular-season games played and two postseason contests during his first five NFL seasons with Denver (2012-15, '17) and Houston (2016) in addition to competing with Cleveland in training camp in 2016.
- Completed 584-of-987 passes (59.2 pct.) for 6,171 yards with 31 touchdowns and 27 interceptions (76.5 rtg.) during his career.
- Helped Houston an AFC South title after finishing 301-of-510 passing for 2,957 yards with 15 touchdowns and 16 interceptions.
- Led Denver to a 5-2 record in his seven starts in 2015, completing 170-of-275 passes (61.8%) for 1,967 yards with 10 touchdowns and six interceptions (86.4 rtg.)
- Selected as AFC Offensive Player of the Week after winning his first career NFL start at Chicago (11/22/15), completing 20-of-27 passes for 250 yards (74.1 pct.) and two touchdowns (127.1 rtg.)
- Named one of the NFLPA's Community MVPs in 2014 for his work with Rocky Mountain Hospital for Children.
- Started 15-of-25 games played at Arizona State University and completed 412-of-680 (60.6%) passes for 5,082 yards with 33 touchdowns and 15 interceptions.
- Left for the NFL after his junior campaign in which he opened all 13 contests for the Sun Devils and became just the fourth player in Pac-12 Conference history to throw for 4,000 yards.
- Originally committed to attend Gonzaga University on a basketball scholarship before electing to pursue football instead at ASU.
- Selected by the Broncos in the second round (57th overall) of the 2012 NFL Draft.

CAREER TRANSACTIONS: Signed by Denver as a draft choice 7/24/12; Signed by Houston as an unrestricted free agent 3/10/16; Traded to Cleveland 3/9/17; Released by Cleveland 9/2/17; Signed by Denver 9/4/17.



2017: Osweiler was active but did not play vs. LAC (9/11), vs. Dal. (9/17), at Buf. (9/24) and vs. Oak. (10/1)... Entered in relief and completed two-of-four passes for 18 yards (62.5 rtg.) vs. NYG (10/15)... Was active but did not play at LAC (10/22) and at K.C. (10/30)... Completed 19-of-38 passes for 208 yards with 1 touchdown and two interceptions in his first start of the season at Phi. (11/5)... Finished 18-of-33 passing for 221 yards (54.5 pct.) with one touchdown and one interception (72.9 rtg.) vs. N.E. (11/12)... Completed 23-of-42 passes for 254 yards (54.7 pct.) with one touchdown and one interception vs. Cin. (11/12)... Was inactive at Oak. (11/26)... Was active, but did not play at Mia. (12/3) and vs. NYJ (12/10)... Entered the game in relief at Ind. (12/14) and finished 12-of-17 (70.6%) for 194 yards with two touchdowns (147.7 rtg.) in addition to rushing three times for 17 yards (5.7 avg.) with a score... Became the first player in team history to pass for two touchdowns and run for another in relief... Completed 22-of-38 passes for 193 yards (57.9 pct) with one interception in addition to rushing four times for 27 yards (6.8 avg.) at Was. (12/24).

2016: Osweiler started 14-of-15 regular-season games played and both postseason contests for Houston... Completed 301-of-510 passes (59.0 pct.) for 2,957 yards with 15 touchdowns and 16 interceptions (72.2 rtg.)... Added 30 rushes for 131 yards (4.4 avg.) with two scores... Produced five games where he passes for multiple scores... Led Houston to a 27-14 victory over Oak. (1/7) in the AFC Wild Card Game, finishing with a quarterback rating of 90.1 (14-25-168-1 TD)... Finished 23-of-40 for 197 yards with one touchdown and three interceptions in Houston's AFC Divisional Playoff Game at New England.

2015: Osweiler went 5-2 as a starter in the team's final seven games, finishing the regular season completing 170-of-275 (61.8%) for 1,967 yards with 10 touchdowns and six interceptions (86.4 rtg.)... Entered in the third quarter and completed 14-of-24 passes for 146 yards (58.3%) with one touchdown and one interception (72.6 rtg.) in addition to rushing three times for 18 yards (6.0 avg.) vs. K.C. (11/15)... Made his first NFL start at Chi. (11/22) on his 25th birthday and was named AFC Offensive Player of the Week after completing 20-of-27 passes (74.1 %) for 250 yards with two touchdowns (127.1 rtg.), which represented the second-best passer rating for a Broncos' quarterback making their starting debut... Led his first career fourth-quarter

comeback, rallying from a 14-point fourth quarter deficit and finishing the game 23-of-42 for 270 yards with one touchdown and one interception (72.5 rtg.) vs. N.E. (11/29)... Finished 35-of-51 (68.6 %) passing with a career-best 308 yards vs. Oak. (12/13)... Completed 21-of-44 passes (47.7%) for 296 yards with three touchdowns and one interception in addition to gaining 19 yards on five carries (3.8 avg.) and scoring on a 7-yard run at Pit. (12/20)... Became just the third Broncos quarterback (John Elway 2x; Peyton Manning 1x) to throw for at least three touchdowns and rush for one more in the same game and the first NFL quarterback since Manning at Dal. (10/6/13) to accomplish the feat in one half... Led his second career game-winning drive that resulted in a Brandon McManu's 37-yard field goal on the first possession of overtime vs. Cin. (12/28), finishing 27-of-39 (69.2%) for 299 yards with one touchdown (100.3 rtg.)... Active, but did not play in Denver's AFC Divisional Playoff Game vs. Pit. (1/17), AFC Championship Game vs. N.E. (1/24) and Super Bowl 50 victory vs. Car. (2/7).

2014: Osweiler saw action in four regular-season games, completing 4-of-10 passes for 52 yards with one touchdown... Saw his first game action of the year in the fourth quarter vs. S.F. (10/19) and attempted one pass in nine offensive snaps played... Named the NFLPA's Community MVP for the Week of Nov. 10 for his work with Rocky Mountain Hospital for Children... Threw his first career touchdown pass—a 1-yarder to tight end Virgil Green—in Denver's regular-season finale vs. Oak. (12/28).

2013: Osweiler appeared in four games, completing 11-of-16 passes (68.8%) for 95 yards... Played one snap on the field-goal block unit in overtime at N.E. (11/24)... Played the entire second half at Oak. (12/29) and completed 9-of-13 attempts (69.2%) for 85 yards.

2012: Selected by Denver in the second round (57th overall) of the 2012 NFL Draft, Osweiler played five games during his rookie season, completing 2-of-4 passes for 12 yards after earning the backup quarterback job out of training camp... Saw his first regular-season NFL action on Denver's final snap of its 37-6 win vs. Oak. (9/30)... Completed his first NFL pass for a 5-yard gain in Denver's regular-season finale vs. K.C. (12/30).

COLLEGE: Osweiler played 25 career games (15 starts) at Arizona State University and completed 412-of-680 passes (60.6%) for 5,082 yards with 33 touchdowns and 15 interceptions... Named a team captain as a junior in 2011 and totaled 4,036 yards on 326-of-516 (63.2%) passing with 26 touchdowns and 13 interceptions... Set school records for completions, attempts and yards while his 26 scores through the air marked the fourth most in ASU annals... Ranked second in the Pac-12 Conference and 11th in the nation with 317.3 passing yards per game... Became the first ASU true freshman quarterback to start a game since former Bronco Jake Plummer in 1993 when he opened the Sun Devils' game at No. 14 Oregon (11/14/09).

PERSONAL: Osweiler was named the 2008-09 Gatorade State Player of the Year for Montana following his senior season at Flathead High School in Kalispell, Mont., after completing 189-of-303 (62.4%) passes for 2,703 yards with 29 touchdowns... Averaged 24.9 points and 14.5 rebounds as a junior on the hardwood and was listed as a three-star basketball recruit by Scout.com... Originally committed to Gonzaga University to play basketball before deciding to pursue football collegiately... Studied sociology and political science at ASU... Selected as one of the NFLPA's Community MVPs in 2014 for his work with Rocky Mountain Hospital for Children... Brock Alan Osweiler was born on Nov. 22, 1990, in Coeur d'Alene, Idaho.

OSWEILER'S REGULAR SEASON RECORD

Year	Club	G	S	PASSING										Sack/Yds.	Rtg.
				Att.	Comp.	Pct.	Yds.	Yds./Att.	TD	%	Int.	%	LG		
2012	Denver	5	0	4	2	50.0	12	3.0	0	0.0	0	0.0	7	0/0	56.3
2013	Denver	4	0	16	11	68.8	95	5.9	0	0.0	0	0.0	19	2/8	84.1
2014	Denver	4	0	10	4	40.0	52	5.2	1	10.0	0	0.0	38	0/0	90.4
2015	Denver	8	7	275	170	61.8	1,967	7.2	10	3.6	6	2.2	72t	23/151	86.4
2016	Houston	15	14	510	301	59.0	2,957	5.8	15	2.9	16	3.1	53	27/206	72.2
2017	Denver	6	4	172	96	55.8	1,088	6.3	5	2.9	5	2.9	54t	10/64	72.5
CAREER TOTALS		42	25	987	584	59.2	6,171	6.3	31	3.1	27	2.7	72t	62/429	76.5
BRONCOS TOTALS		27	11	477	282	59.1	3,214	6.7	16	3.3	11	2.3	72t	35/223	81.0

Year	Club	RUSHING					SCORING					
		Att.	Yds.	Avg.	LG	TD	TD	TDr	TDp	TDrt	2pt	Pts.
2012	Denver	8	-13	-1.6	-1	0	0	0	0	0	0	0
2013	Denver	3	2	0.7	4	0	0	0	0	0	0	
2014	Denver	8	0	0.0	4	0	1	0	1	0	0	
2015	Denver	21	61	2.9	8	1	10	1	9	0	60	
2016	Houston	30	131	4.4	21	2	17	2	15	0	102	
2017	Denver	14	64	4.6	18t	1	6	1	5	0	36	
CAREER TOTALS		84	245	2.9	21	0	34	4	30	0	204	
BRONCOS TOTALS		54	124	2.3	18t	2	17	2	15	0	102	

ADDITIONAL STATISTICS: Fumble recoveries — 2012 (1), 2015 (2), TOTAL (3).

OSWEILER'S POSTSEASON RECORD

Year	Club	PASSING										Sack/Yds.	Rtg.		
		G	S	Att.	Comp.	Pct.	Yds.	Yds./Att.	TD	%	Int.			%	LG
2016	Houston	2	2	65	37	56.9	365	5.6	2	3.1	3	4.6	38	3/17	63.9
CAREER TOTALS		2	2	65	37	56.9	365	5.6	2	3.1	3	4.6	38	3/17	63.9

Year	Club	RUSHING					SCORING					
		Att.	Yds.	Avg.	LG	TD	TD	TDr	TDp	TDrt	2pt	Pts.
2016	Houston	7	33	4.7	18	1	4	1	3	0	0	24
CAREER TOTALS		7	33	4.7	18	1	4	1	3	0	0	24

ADDITIONAL STATISTICS: Fumble recoveries — 2016 (1), TOTAL (1).

OSWEILER'S SINGLE-GAME HIGHS

(Postseason in parentheses)

Pass attempts — 51 vs. Oakland, 12/13/15 (40 at New England, 1/14/17). **Pass completions** — 35 vs. Oakland, 12/13/15 (23 at New England, 1/14/17). **Passing yards** — 308 vs. Oakland, 12/13/15 (197 at New England, 1/14/17). **Longest pass completion** — 72t vs. San Diego, 1/3/16 (38 vs. Oakland, 1/7/17). **Touchdown passes** — 3 at Pittsburgh, 12/20/15 (1, twice, last at New England, 1/14/17). **Total Touchdowns** — 4 at Pittsburgh, 12/20/15 (2 vs. Oakland, 1/17/17). **Passer rating (min. 10 attempts)** — 147.7 at Indianapolis, 12/14/17 (90.1 vs. Oakland, 1/7/17). **Rushing attempts** — 5 at Pittsburgh, 12/20/15 (6 vs. Oakland, 1/7/17). **Rushing yards** — 23, twice, last at Jacksonville, 11/27/16 (18 at New England, 1/14/17). **Longest rush** — 21 at Jacksonville, 11/27/16 (18 at New England, 1/14/17).

BROCK OSWEILER'S 2017 GAME-BY-GAME

(Victories asterisked)

2017 DENVER (5-10)		PASSING									RUSHING				
Opponent	P/S	Att.	Comp.	Yds.	Pct.	TD	INT	LG	S/Yds.	Rtg.	Att.	Yds.	Avg.	LG	TD
vs. LAC (9/11)*															
vs. Dal. (9/17)*															
at Buf. (9/24)															
vs. Oak. (10/1)*															
vs. NYG (10/15)	P	4	2	18	50.0	0	0	9	0/0	62.5	1	-1	-1.0	-1	0
at LAC (10/22)															
at K.C. (10/30)															
at Phi. (11/5)	S	38	19	208	50.9	1	2	32	3/17	53.4	0	0	—	—	0
vs. N.E. (11/12)	S	33	18	221	54.5	1	1	38	0/0	72.9	1	-1	-1.0	-1	0
vs. Cin (11/19)	S	42	23	254	54.8	1	1	21	3/25	70.9	4	24	6.0	12	0
at Oak. (11/26)															
at Mia. (12/3)															
vs. NYJ (12/10)*															
at Ind. (12/14)*	P	17	12	194	70.6	2	0	54t	0/0	147.7	4	15	3.8	18t	1
at Was. (12/24)	S	38	22	193	57.9	0	1	24	4/22	60.5	4	27	6.8	18	0
Season Totals	6/4	172	96	1,088	55.8	5	5	54t	10/64	72.5	14	64	4.6	18t	1



MATT PARADIS

61

CENTER



6-3 • 300 • 3RD YR. • BOISE STATE

BORN: Oct. 12, 1989, in Council, Idaho

HIGH SCHOOL: Council (Idaho) High School

ACQUIRED: Draft #6 (207th overall), 2014

NFL YEAR: 3rd • **YEAR WITH BRONCOS:** 3rd

NFL GAMES PLAYED/STARTED: 47/47 • **POSTSEASON GP/GS:** 3/3

PARADIS AT A GLANCE:

- A third-year center who started all 47 regular-season games and three postseason contests played during the last three seasons with Denver.
- Participated in every offensive snap from 2015-16 after spending the entire 2014 season competing on the Broncos' practice squad.
- Voted by his teammates as the recipient of the 2016 Ed Block Courage Award after playing every snap while dealing with injuries to both hips.
- Played 35 career games (27 starts) at Boise State University after working his way up from a walk-on defensive lineman and a participant in 8-man high school football.
- Started his final 26 games at center for Boise State, earning All-Mountain West Conference accolades after his junior (first team) and senior (second team) campaigns.
- Selected by the Broncos in the sixth round (207th overall) of the 2014 NFL Draft.

CAREER TRANSACTIONS: Signed by Denver as a draft choice 6/2/14; Waived by Denver 8/30/14; Signed by Denver (practice squad) 8/31/14.



2017: Paradis started at center vs. LAC (9/11), vs. Dal. (9/17), at Buf. (9/24), vs. Oak. (10/1), vs. NYG (10/15), at LAC (10/22), at K.C. (10/30), at Phi. (11/5), vs. N.E. (11/12), vs. Cin. (11/19), at Oak. (11/26), at Mia. (12/3), vs. NYJ (12/10), at Ind. (12/14) and at Was. (12/24).

2016: Paradis played every offensive snap for Denver for the second consecutive season... Voted by his teammates as the recipient of the 2016 Ed Block Courage Award for battling through injuries to his hips.

2015: Paradis played every offensive snap—the only Broncos player in 2015 to accomplish the feat—while starting all 16 regular season games and three postseason contests... Allowed just one sack and was called for only two penalties on the year... Made his NFL debut vs. Bal. (9/13).

2014: Selected by Denver in the sixth round (207th overall) of the 2014 NFL Draft, Paradis spent his rookie season competing on Denver's practice squad.

COLLEGE: Paradis was named a second-team All-Mountain West Conference selection after starting all 13 games at center for Boise State University and helping the offense rank ninth nationally red zone efficiency (.906), 16th in scoring (38.8 ppg) and 24th in total yards (470.8 per game)... Selected as Boise State's Outstanding Offensive Lineman and was named a game captain in four contests as senior... Opened all 13 games at center in 2012 and earned first-team all-conference recognition while contributing to a unit that ranked sixth in the nation in sacks allowed (0.77 per game)... Switched from defensive line to offensive line before the start of his sophomore season... Redshirted as a true freshman and was named the team's Defensive Scout Player of the Year after walking on to the squad.

PERSONAL: Paradis was named the 1A Idaho High School Player of the Year in 2008 while playing 8-man football for Council (Idaho) High School... Received first-team all-state recognition on both offense and defense as a junior in 2007... Majored in business economics at Boise State... Named to the National Football Foundation's Hampshire Honor Society in 2013 and was a member of the Academic All-Mountain West Team... Last name is pronounced PARE-ud-diss... Matt Paradis was born on Oct. 12, 1989.


PARADIS' REGULAR SEASON RECORD

Year	Club	G	S
2014	Denver	PRACTICE SQUAD	
2015	Denver	16	16
2016	Denver	16	16
2017	Denver	15	15
CAREER TOTALS		47	47

ADDITIONAL STATISTICS: Miscellaneous tackles — 2015 (1), 2017 (2), TOTAL (3). Miscellaneous FR — 2017 (1), TOTAL (1).

PARADIS' POSTSEASON RECORD

Year	Club	G	S
2015	Denver	3	3
CAREER TOTALS		3	3



WILL PARKS

34

SAFETY



6-1 • 194 • 2ND YR. • ARIZONA

BORN: July 29, 1994, in Philadelphia

HIGH SCHOOL: Germantown High School, Philadelphia

ACQUIRED: Draft #6 (219th overall), 2016

NFL YEAR: 2nd • **YEAR WITH BRONCOS:** 2nd

NFL GAMES PLAYED/STARTED: 31/4

PARKS AT A GLANCE:

- A second-year safety who played 31 games (4 stars) for Denver, totaling 74 tackles (42 solo), two interceptions, six passes defended and eight special-teams stops.
- Started 31-of-53 games played for the University of Arizona, totaling 197 tackles (130 solo), one sack (7 yds.), four interceptions (102 yds.) and 24 passes defended.
- Attended Germantown High School in Philadelphia, where he was named a first-team All-Southeastern Pennsylvania selection as a cornerback his senior year.
- Selected by the Broncos in the sixth round (219th overall) of the 2016 NFL Draft.

CAREER TRANSACTIONS: Signed by Denver as a draft choice 5/12/16.



2017: Parks made one solo tackle vs. LAC (9/11)... Notched four solo stops vs. Dal. (9/17)... Made one tackle and one special-teams stop at Buf. (9/24)... Recorded five solo tackles and one special-teams stop vs. Oak. (10/1)... Saw action on defense and special teams vs. NYG (10/15)... Made five tackles (1 solo) at LAC (10/22)... Posted two solo tackles at K.C. (10/30)... Recorded three tackles (2 solo) at Phi. (11/5)... Registered two solo tackles and one pass defended vs. N.E. (11/12)... Tallied three tackles (1 solo) and one special-teams stop vs. Cin. (11/19)... Notched three tackles (2 solo) at Oak. (11/26)... Started and made three tackles at Mia. (12/3)... Posted five tackles (3 solo) and one pass defended vs. NYJ (12/10)... Led the team with seven tackles (4 solo) at Ind. (12/14)... Intercepted Kirk Cousins in the end zone and made two tackles (1 solo) at Was. (12/24).

2016: Selected by Denver in the sixth round (219th overall) of the 2016 NFL Draft, Parks appeared in all 16 games on defense and special teams... Finished with 17 tackles (12 solo), one interception, three passes defended and five special-teams stops... Made his NFL debut vs. Car. (9/8)... Intercepted his first career pass in addition to posting two solo tackles and one pass defended at Cin. (9/25)... Returned a blocked extra point for a defensive conversion—the game-winning two points—in addition to making two defensive tackles at N.O. (11/13).

COLLEGE: Parks started 31-of-53 games played for the University of Arizona, totaling 197 tackles (130 solo), one sack (7 yds.), four interceptions (102 yds.) and 24 passes defended... Opened all 13 games as a senior for the Wildcats and was named one of the teams' four captains... Tallied a team-best 76 tackles (53 solo), seven passes defended and two forced fumbles... Earned honorable mention All-Pacific-12 Conference honors... Started all 14 contests at the 'spur' position as a junior, totaling 81 tackles (52 solo), one sack (7 yds.), two interceptions (14 yds.), 10 passes defended and one fumble recovery.

HIGH SCHOOL: Parks played cornerback, receiver, running back and kick returner for Germantown High School in Philadelphia... Named to the All-Southeastern Pennsylvania first team as a senior after making 27 tackles and four interceptions (119 yards)... Played in the Chesapeake Bowl... Scored 13 touchdowns between his junior and senior year on offense... Also lettered in basketball and track and field.

PERSONAL: Parks majored in sports and society at Arizona... Will Parks was born on July 29, 1994, in Philadelphia.

PARKS' REGULAR SEASON RECORD

Year	Club	G	S	UT	A	TT	S-Yds.	I-Yds.	PD	FF	FR	TD-Int.	TD-FR	S	Pts.
2016	Denver	16	0	12	5	17	0-0	1-0	3	0	0	0	0	0	0
2017	Denver	15	4	32	14	46	0-0	1-0	3	0	0	0	0	0	0
CAREER TOTALS		31	4	44	19	63	0-0	2-0	6	0	0	0	0	0	0

ADDITIONAL STATISTICS: Special-teams tackles — 2016 (5), 2017 (3), TOTAL (8). Special-teams FR — 2016 (1), TOTAL (1). Returned a blocked extra point for a defensive conversion at New Orleans, 11/13/16.

WILL PARKS' 2017 GAME-BY-GAME

(Victories asterisked)

2017 DENVER (5-10)		TACKLES									
Date	Opponent	P/S	UT	A	TT	S-Yds.	I-Yds.	PD	FF	FR	
Sep 11	vs. LA Chargers*	P	1	0	1	0-0	0-0	0	0	0	
Sep 17	vs. Dallas*	P	4	0	4	0-0	0-0	0	0	0	
Sep 24	at Buffalo	P	1	0	1	0-0	0-0	0	0	0	
Oct 1	vs. Oakland*	P	5	0	5	0-0	0-0	0	0	0	
Oct 15	vs. New York Giants	P	0	0	0	0-0	0-0	0	0	0	
Oct 22	at LA Chargers	P	1	4	5	0-0	0-0	0	0	0	
Oct 30	at Kansas City	S	2	0	2	0-0	0-0	0	0	0	
Nov 5	at Philadelphia	P	2	1	3	0-0	0-0	0	0	0	
Nov 12	vs. New England	P	2	0	2	0-0	0-0	1	0	0	
Nov 19	vs. Cincinnati	P	1	2	3	0-0	0-0	0	0	0	
Nov 26	at Oakland	P	2	1	3	0-0	0-0	0	0	0	
Dec 3	at Miami	S	3	0	3	0-0	0-0	0	0	0	
Dec 10	vs. New York Jets*	P	3	2	5	0-0	0-0	1	0	0	
Dec 14	at Indianapolis*	S	4	3	7	0-0	0-0	0	0	0	
Dec 24	at Washington	S	1	1	2	0-0	1-0	1	0	0	
Season Totals			15/4	32	14	46	0-0	1-0	3	0	0



DOMATA PEKO SR.

94

NOSE TACKLE

6-3 • 325 • 12TH YR. • MICHIGAN STATE

BORN: Nov. 27, 1984, Pago Pago, American Samoa

HIGH SCHOOL: Samoana High School, Pago Pago, American Samoa

ACQUIRED: Unrestricted Free Agent (Cincinnati), 2017

NFL YEAR: 12th • **YEAR WITH BRONCOS:** 1st

NFL GAMES PLAYED/STARTED: 184/169 • **POSTSEASON GP/GS:** 6/5



PEKO AT A GLANCE:

- A 12th-year nose tackle who played 184 games (169 starts) and six postseason contests (5 starts) during his first 12 NFL seasons with Cincinnati (2006-16) and Denver (2017).
- Recorded 523 tackles (266 solo), 18.5 sacks (108.5 yds.), 12 passes defended, two forced fumbles and four fumble recoveries during his first 11 years in the league with the Bengals.
- Played and started 123 consecutive regular-season games from the 2010 season-opener until Week 12 of the 2017 season.
- Voted as a team captain by his teammates in Cincinnati in eight consecutive seasons (2009-16).
- Opened all 16 games for Cincinnati in 2016, totaling 37 tackles (17 solo), three passes defended and one fumble recovery.
- Produced his highest career sack total in 2015 (5-32), finishing his 10th professional season with 35 tackles (17 solo) and one pass defended.
- Saw action in 24 games (12 starts) at Michigan State University (2004-05) after beginning his collegiate career at College of the Canyons in Santa Clarita, Calif.
- Chosen as Cincinnati's Walter Payton Man of the Year nominee in 2013.
- Joined the Broncos as an unrestricted free agent (Cincinnati) on March 13, 2017.
- Selected by Cincinnati in the fourth round (123rd overall) of the 2006 NFL Draft.

CAREER TRANSACTIONS: Signed by Cincinnati as a draft choice 7/28/06; Signed by Denver as an unrestricted free agent 3/3/17.



2017: Peko started and made two solo tackles vs. LAC (9/11)... Posted one solo stop vs. Dal. (9/17)... Notched three tackles (1 solo) at Buf. (9/24)... Talled two tackles (1 solo) vs. Oak. (10/1)... Recorded a season-high seven tackles (3 solo) vs. NYG (10/15)... Posted four solo stops and sacked Philip Rivers for five yards at LAC (10/22)... Registered two tackles (1 solo) and recovered one fumble at K.C. (10/30)... Notched two solo stops at Phi. (11/5)... Had one solo tackle vs. N.E. (11/12)... Led the team with six tackles (5 solo) vs. Cin. (11/19)... Posted six tackles (2 solo) before leaving with a knee injury at Oak. (11/26)... Had his NFL defensive lineman-leading 123 consecutive start streak ended when he was inactive at Mia. (12/3)... Was inactive vs. NYJ (12/10)... Assisted on one tackle at Ind. (12/14)... Posted two tackles (1 solo) at Was. (12/24).

2016: Peko opened all 16 games for the seventh consecutive season with Cincinnati, bringing his games played and started streak to 112 games... Selected as a defensive captain for the eighth consecutive season... Finished the regular-season with 37 tackles (17 solo), three pass defended and one fumble recovery.

2015: Peko contributed to Cincinnati winning their second AFC North Championship in three seasons and the team matching the franchise record with 12 wins... Produced his highest career sack total of his career (5-32), finishing his 10th professional season with 35 tackles (17 solo) and one pass defended... Tied a career-high with two sacks (11 yds.) vs. K.C. (10/4)... Saw action in Cincinnati's AFC Wild Card Game vs. Pit. (1/9).

2014: Peko opened all 16 contests and played a key role in Cincinnati making the postseason for the fourth consecutive season... Completed the season with 46 tackles (26 solo) and one sack... Started and made three tackles (1 solo) in Cincinnati's AFC Wild Card Game at Ind. (1/4).

2013: Peko helped Cincinnati win its second division title since 2009... Started all 16 games and finished with 50 tackles (52) for the fifth time in his career... Talled his second-highest single-season sack total (3-16.5), recording at least a half sack in four games... Made four tackles (2 solo) in Cincinnati's AFC Wild Card Game vs. S.D. (1/9).

2012: Peko opened all 16 games and one postseason contest... Finished the season with 53 tackles (23 solo), two sacks (14 yds.), three passes defended and one fumble recovery... Helped Cincinnati win 10 games and make the postseason for the second consecutive season... Started and made four tackles (3 solo) in the AFC Wild Card Game at Hou. (1/5).

2011: Peko started all 16 games and one postseason contest, finishing with the second-highest tackle total (66) of his career... Added 2.5 sacks (19 yds.), one forced fumble and one fumble recovery... Started and made



four solo stops in Cincinnati's AFC Wild Card Game at Hou. (1/7).

2010: Peko started all 16 games for the third time in his career... Finished his fifth campaign with 42 tackles (24 solo), 0.5 sacks (4 yds.) and one pass defended.

2009: Peko started all 11 games played, helping Cincinnati reach the postseason for only the second time in 19 seasons... Chosen by his teammates as a defensive captain for the first time in his career... Finished the regular season with 23 tackles (12 solo) and one pass defended... Missed Games 12-16 with a knee injury, but returned to start and record four tackles (1 solo) in Cincinnati's AFC Wild Card Game vs. NYJ (1/9).

2008: Peko started all 16 games for the second consecutive season, tallying a career high 67 tackles (29 solo)... Added 0.5 sacks (0.5 yds.) and two passes defended while also being credited with six tackles for loss... Finished with five or more tackles in seven games.

2007: Peko opened all 16 games for the first time in his career, finishing with 52 tackles (36 solo), 1.5 sacks (3.5 yds.), one pass defended and one fumble recovery... Posted the highest single-game tackle total of his career (9) at S.F. (12/15).

2006: Selected by Cincinnati in the fourth round (123rd overall) of the 2006 NFL Draft, Peko appeared in all 16 games (1 start) as a rookie... Totaled 43 tackles (21 solo), 2.5 sacks (19 yds.) and one forced fumble... Made his NFL debut at K.C. (9/10)... Earned his first start vs. Bal. (11/30)... Notched two sacks (15 yds.) at Den. (12/24).

COLLEGE: Peko played at Michigan State ifrom 2004-05 after spending the 2002-03 seasons at College of the Canyons (Santa Clarita, Calif.)... Posted 53 tackles as a senior in 2005 in addition to recording one sack, two fumble recoveries, one forced fumble and one blocked PAT... Finished with 14 tackles (11 solo) as a junior in 2004... Selected as a JUCO All-American by the California Community College Football Coaches Association... Earned first-team All-Western State Conference honors as a sophomore.

PERSONAL: Peko attended Samoana High School in Pago Pago, American Samoa, where he played both offensive and defensive line... Selected as Cincinnati's Walter Payton Man of the Year nominee in 2013... Started the Domata Peko Foundation, which donates more than \$150,000 annually to those in need... Cousin, Kyle, is a second-year nose tackle with the Broncos... Brother, Siitupe, played guard with the Indianapolis Colts (2003-04)... Domata Peko (pronounced DOE-mah-tah PECK-o) was born on Nov. 27, 1984, in Pago Pago, American Samoa.

PEKO'S REGULAR SEASON RECORD

Year	Club	G	S	UT	A	TT	S-Yds.	I-Yds.	PD	FF	FR	TD-Int.	TD-FR	S	Pts.
2006	Cincinnati	16	1	21	22	43	2.5-19	0-0	0	1	0	0	0	0	0
2007	Cincinnati	16	16	36	16	52	1.5-3.5	0-0	1	0	1	0	0	0	0
2008	Cincinnati	16	16	29	38	67	0.5-0.5	0-0	2	0	0	0	0	0	0
2009	Cincinnati	11	11	12	11	23	0-0	0-0	1	0	0	0	0	0	0
2010	Cincinnati	16	16	24	18	42	0.5-4	0-0	1	0	0	0	0	0	0
2011	Cincinnati	16	16	34	32	66	2.5-19	0-0	0	1	1	0	0	0	0
2012	Cincinnati	16	16	23	30	53	2-14	0-0	3	0	1	0	0	0	0
2013	Cincinnati	16	16	24	28	52	3-16.5	0-0	0	0	0	0	0	0	0
2014	Cincinnati	16	16	26	20	46	1-0	0-0	0	0	0	0	0	0	0
2015	Cincinnati	16	16	17	18	35	5-32	0-0	1	0	0	0	0	0	0
2016	Cincinnati	16	16	17	20	37	0-0	0-0	3	0	1	0	0	0	0
2017	Denver	13	13	25	14	39	1-5	0-0	0	0	1	0	0	0	0
CAREER TOTALS		184	169	288	267	555	19.5-113.5	0-0	12	2	5	0	0	0	0

PEKO'S POSTSEASON RECORD

Year	Club	G	S	UT	A	TT	S-Yds.	I-Yds.	PD	FF	FR	TD-Int.	TD-FR	S	Pts.
2009	Cincinnati	1	1	1	3	4	0-0	0-0	0	0	0	0	0	0	0
2011	Cincinnati	1	1	4	0	4	0-0	0-0	0	0	0	0	0	0	0
2012	Cincinnati	1	1	3	1	4	0-0	0-0	0	0	0	0	0	0	0
2013	Cincinnati	1	1	2	0	2	0-0	0-0	0	0	0	0	0	0	0
2014	Cincinnati	1	1	1	2	3	0-0	0-0	0	0	0	0	0	0	0
2015	Cincinnati	1	0	0	0	0	0-0	0-0	0	0	0	0	0	0	0
CAREER TOTALS		6	5	11	6	17	0-0	0-0	0	0	0	0	0	0	0

PEKO'S SINGLE-GAME HIGHS

(Postseason in parentheses)

Tackles — 9 at San Francisco, 12/15/07 (4, three times, last at Houston, 1/5/13). **Sacks** — 2, twice, last vs. Kansas City, 10/4/15 (none). **Sack Yards** — 15 at Denver, 12/24/06 (none).

DOMATA PEKO'S 2017 GAME-BY-GAME

(Victories asterisked)

2017 DENVER (5-10)		TACKLES									
Date	Opponent	P/S	UT	A	TT	S-Yds.	I-Yds.	PD	FF	FR	
Sep 11	vs. LA Chargers*	S	2	0	2	0-0	0-0	0	0	0	
Sep 17	vs. Dallas*	S	1	0	1	0-0	0-0	0	0	0	
Sep 24	at Buffalo	S	2	1	3	0-0	0-0	0	0	0	
Oct 1	vs. Oakland*	S	1	1	2	0-0	0-0	0	0	0	
Oct 15	vs. New York Giants	S	3	4	7	0-0	0-0	0	0	0	
Oct 22	at LA Chargers	S	4	0	4	1-5	0-0	0	0	0	
Oct 30	at Kansas City	S	1	1	2	0-0	0-0	0	0	1	
Nov 5	at Philadelphia	S	2	0	2	0-0	0-0	0	0	0	
Nov 12	vs. New England	S	1	0	1	0-0	0-0	0	0	0	
Nov 19	vs. Cincinnati	S	5	1	6	0-0	0-0	0	0	0	
Nov 26	at Oakland	S	2	4	6	0-0	0-0	0	0	0	
Dec 3	at Miami					INACTIVE					
Dec 10	vs. New York Jets*					INACTIVE					
Dec 14	at Indianapolis*	S	0	1	1	0-0	0-0	0	0	0	
Dec 24	at Washington	S	1	1	1	0-0	0-0	0	0	0	
Season Totals			13/13	25	14	39	1-5	0-0	0	0	1

KYLE PEKO'S 2017 GAME-BY-GAME

(Victories asterisked)

2017 DENVER (5-10)		TACKLES								
Date	Opponent	P/S	UT	A	TT	S-Yds.	I-Yds.	PD	FF	FR
		WAIVED BY DENVER SEPT. 9 / SIGNED BY DENVER (PRACTICE SQUAD) SEPT. 11 SIGNED TO ACTIVE ROSTER SEPT. 16								
Sep 17	vs. Dallas*	P	0	0	0	0-0	0-0	0	0	0
Sep 24	at Buffalo					INACTIVE				
Oct 1	vs. Oakland*					INACTIVE				
Oct 15	vs. New York Giants					INACTIVE				
		WAIVED BY DENVER OCT. 24 / SIGNED BY DENVER (PRACTICE SQUAD) OCT. 24 SIGNED TO ACTIVE ROSTER NOV. 25								
Nov 26	at Oakland					INACTIVE				
Dec 3	at Miami	P	1	1	2	0-0	0-0	0	0	0
Dec 10	vs. New York Jets*	P	2	0	2	0-0	0-0	0	0	0
Dec 14	at Indianapolis*	P	0	0	0	0-0	0-0	0	0	0
Dec 24	at Washington	P	0	1	1	0-0	0-0	0	0	0
Season Totals		5/0	3	2	5	0-0	0-0	0	0	0



MARCUS RIOS

38

CORNERBACK

5-11 • 185 • R • UCLA

BORN: Oct. 25, 1994, in Merced, Calif.

HIGH SCHOOL: Cosumnes Oak High School, Merced, Calif.

ACQUIRED: College Free Agent, 2017

NFL YEAR: 1st • **YEAR WITH BRONCOS:** 1st

NFL GAMES PLAYED/STARTED: 4/0



RIOS AT A GLANCE:

- A rookie cornerback who played four games as a rookie with Denver in 2017.
- Appeared in 49 games (14 starts) at UCLA, registering 84 tackles (58 solo), one sack (6 yds.), two interceptions (9 yds.), 13 passes defended and two forced fumbles.
- Entered the NFL as a college free agent with Denver on May 12, 2017.

CAREER TRANSACTIONS: Signed by Denver as a college free agent 5/12/17; Waived by Denver 9/2/17; Signed by Denver (practice squad) 9/3/17; Signed by Denver (active roster) 12/1/17.



2017: Rios spent the first 11 games of the season on Denver's practice squad before being promoted to the active roster on Dec. 1... Made his NFL debut on defense and special teams at Mia. (12/3)... Saw action on special teams vs. NYJ (12/10)... Played defense and special teams at Ind. (12/14)... Had one pass defended at Was. (12/24).

COLLEGE: Rios appeared in 49 games (14 starts) over the course of five seasons at UCLA, registering 84 tackles (58 solo), one sack (6 yds.), two interceptions (9 yds.), 13 passes defended and two forced fumbles... Played 12 games (2 starts) as a redshirt senior, contributing 18 tackles (14 solo) and three passes defended... Started 11-of-13 games played in 2015, finishing with 49 tackles (30 solo) and seven passes defended... Earned honorable mention All-Pacific-12 Conference honors following his junior season.

PERSONAL: Attended Cosumnes Oaks High School in Elk Grove, Calif., where he was named a first-team All-Metro selection by the *Sacramento Bee* as a senior... Totaled 59 tackles, four interceptions and 16 passes defended while also contributing at running back and wide receiver in 2011... Marcus Rios was born on Oct. 25, 1994, in Merced, Calif.

RIOS' REGULAR SEASON RECORD

Year	Club	G	S	UT	A	TT	S-Yds.	I-Yds.	PD	FF	FR	TD-Int.	TD-FR	S	Pts.
2017	Denver	4	0	0	0	0	0-0	0-0	1	0	0	0	0	0	0
CAREER TOTALS		4	0	0	0	0	0-0	0-0	1	0	0	0	0	0	0

MARCUS RIOS' 2017 GAME-BY-GAME

(Victories asterisked)

2017 DENVER (5-10)		TACKLES									
Date	Opponent	P/S	UT	A	TT	S-Yds.	I-Yds.	PD	FF	FR	
GAMES 1-11											
PRACTICE SQUAD											
Dec 3	at Miami	P	0	0	0	0-0	0-0	0	0	0	
Dec 10	vs. New York Jets*	P	0	0	0	0-0	0-0	0	0	0	
Dec 14	at Indianapolis*	P	0	0	0	0-0	0-0	0	0	0	
Dec 24	at Washington	P	0	0	0	0-0	0-0	1	0	0	
Season Totals			4/0	0	0	0	0-0	0-0	1	0	0



BRADLEY ROBY

29

CORNERBACK

5-11 • 194 • 4TH YR. • OHIO STATE

BORN: May 1, 1992, in Fort Worth, Texas

HIGH SCHOOL: Peachtree Ridge High School, Suwanee, Ga.

ACQUIRED: Draft #1 (31st overall), 2014

NFL YEAR: 4th • YEAR WITH BRONCOS: 4th

NFL GAMES PLAYED/STARTED: 63/13 • POSTSEASON GP/GS: 4/0



ROBY AT A GLANCE:

- A fourth-year cornerback who played all 63 possible regular-season games (13 starts) and four postseason contests in his first four NFL seasons with the Broncos.
- Totaled 183 tackles (162 solo), six interceptions (121 yds.), three sacks (3 yds.), 48 passes defended, five forced fumbles, four fumble recoveries and three defensive scores (2 INT-TD, 1 FR-TD) during his career.
- Tallied 39 tackles (34 solo), two interceptions returned for touchdowns (102 yds.), eight passes defended and one forced fumble with Denver in 2016.
- Recorded 40 tackles (34 solo), 10 passes defended, one interception, one forced fumble and one fumble recovery returned for a touchdown in 2015.
- Tied for the second-most passes defended (13) and tackles (64) among rookie cornerbacks in 2014.
- Started all 37 games played during his career at Ohio State University, totaling eight interceptions and 44 passes defended.
- Contributed five touchdowns during his collegiate career, including two interception returns, two blocked punt returns and one fumble return.
- Selected by the Broncos in the first round (31st overall) of the 2014 NFL Draft.

CAREER TRANSACTIONS: Signed by Denver as a draft choice 6/10/14.



2017: Roby recorded five tackles (3 solo), one interception and two passes defended vs. LAC (9/11)... Tallied two solo tackles and one pass defended vs. Dal. (9/17)... Posted four tackles (3 solo) and one pass defended at Buf. (9/24)... Recorded two solo stops and one pass defended vs. Oak. (10/1) and vs. NYG (10/15)... Posted three solo tackles and two passes defended at LAC (10/22)... Registered two solo tackles at K.C. (10/30)... Notched five solo tackles and one pass defended at Phi. (11/5)... Tallied two solo tackles and one pass defended vs. N.E. (11/12)... Had one tackle and one pass defended vs. Cin. (11/19)... Posted three solo tackles and one pass defended at Oak. (11/26)... Forced and recovered a fumble in addition to recording four tackles (3 solo) and three passes defended at Mia. (12/3)... Notched one solo tackle and one pass defended vs. NYJ (12/10)... Sacked Jacoby Brissett at Ind. (12/14)... Posted three tackles (2 solo) and one pass defended at Was. (12/24).

2016: Roby played all 16 games (4 starts), returning a pair of interceptions for touchdowns (102 yds.) and finishing with 39 tackles (34 solo), eight passes defended and one forced fumble... Intercepted Philip Rivers and returned it 49 yards for a touchdown vs. S.D. (10/30)... Matched his career high with nine tackles (8 solo) and added one sack at Oak. (11/6)... Intercepted Blake Bortles and returned it 51 yards for a touchdown at Jac. (12/4)... Became just the ninth Bronco with multiple interceptions returned for a touchdown in a single season.

2015: Roby notched 40 tackles (34 solo), one interception (19 yds.), 10 passes defended, one forced fumble and one fumble returned for a touchdown in 16 regular-season games... Totaled five solo tackles, three passes defended and one forced fumble in three postseason contests... Returned a fumble 21 yards for a touchdown with

ROBY RECORDS TWO PICK-6S IN 2016

BRONCOS WITH MULTIPLE INTERCEPTIONS RETURNED FOR A TOUCHDOWN, SINGLE SEASON

Player	Year	No.
Nemiah Wilson	1967	2
John Rowser	1976	2
Mike Harden	1986	2
Jimmy Spencer	2000	2
Deltha O'Neal	2002	2
Champ Bailey	2005	2
Chris Harris Jr.	2012	2
Aqib Talib	2014	2
Aqib Talib	2015	2
Bradley Roby	2016	2

ROBY MAKES IMMEDIATE IMPACT AS A ROOKIE

MOST PASSES DEFENSED BY A ROOKIE, NFL, 2014

Player	GP	GS	PD
1. E.J. Gaines, Stl.	15	15	15
2. Bradley Roby, Den.	16	2	13
Bashaud Breeland, Was.	16	15	13
4. Kyle Fuller, Chi.	16	14	10
5. Travis Carrie, Oak.	13	4	8

MOST TACKLES BY A ROOKIE CB, NFL, 2014

Player	GP	GS	TT
1. E.J. Gaines, Stl.	15	15	70
2. Bradley Roby, Den.	16	2	64
3. Bashaud Breeland, Was.	16	15	58
4. Kyler Fuller, Chi.	16	14	50
5. Travis Carrie, Oak.	13	4	37

0:27 remaining in the fourth quarter for the game-winning score at K.C. (9/17)... Intercepted Lions QB Matthew Stafford (19 yds.) at Det. (9/27)... Recorded five solo tackles, one pass defended and one forced fumble vs. Min. (10/4)... Totaled three solo tackles and forced a fumble that led to Denver's game-winning drive in Denver's AFC Divisional Playoff Game vs. Pit. (1/17)... Intercepted Patriots QB Tom Brady on a two-point conversion attempt with 0:13 seconds left in the game to seal Denver's victory in the AFC Championship Game vs. N.E. (1/24)... Posted two solo tackles and three passes defended in Denver's Super Bowl 50 victory vs. Car. (2/7).

2014: Selected in the first round (31st overall) of the 2014 NFL Draft, Roby played 16 regular-season games (2 starts) and totaled 64 tackles (62 solo), one sack (3 yds.), two interceptions, 13 passes defended, two forced fumbles and two fumble recoveries... Tied for the second-most passes defended (13) and tackles (64) among rookie cornerbacks in 2014... Made his Broncos debut in the season opener vs. Ind. (9/7) and finished with seven solo tackles, three passes defended and a fumble recovery... Recorded his first career sack (3 yds.) at NYJ (10/12)... Picked off quarterback Tom Brady at N.E. (11/2) for his first career interception... Tallied four solo tackles and one pass defended in his first career start vs. Mia. (11/23)... Totaled a career-high nine solo tackles and one forced fumble vs. Buf. (12/7)... Picked off quarterback Andrew Luck in the second quarter of Denver's AFC Divisional Playoff Game vs. Ind. (1/11), joining safety Quinton Carter (2011) as the only rookies in team history with a postseason pick.

COLLEGE: Roby started all 37 games played during his career at Ohio State University, totaling eight interceptions (two returned for touchdowns) and 44 passes defended... Returned two blocked punts for touchdowns and one recovered fumble for a touchdown as a Buckeye... Named a first-team All-Big Ten Conference selection for his 2013 campaign in which he totaled 69 tackles (54 solo), three interceptions (120 yds.) and 16 passes defended... Opened all 12 games in 2012 for the undefeated Buckeyes and was named a second-team All-America selection in addition to a first-team all-conference pick... Led the nation and tied a school record with 19 passes defended while being tabbed as a Jim Thorpe Award semifinalist... Finished his 2012 season as the only player in the country to score touchdowns three different ways (INT, FR, BP)... Started all 13 games as a redshirt freshman in 2011 and earned the Buckeyes' First Year Defensive Player Award after tying for the team lead with three interceptions (57 yds.).

PERSONAL: Roby played cornerback, wide receiver and kick returner at Peachtree Ridge High School in Suwanee, Ga., where he was a four-time scholar athlete... Received All-Gwinnett County accolades following his senior year in 2009 after leading his team to the state quarterfinals... Majored in communications at Ohio State... The son of Betty and James, Bradley Roby was born on May 1, 1992, in Fort Worth, Texas.

ROBY'S REGULAR SEASON RECORD

Year	Club	G	S	UT	A	TT	S-Yds.	I-Yds.	PD	FF	FR	TD-Int.	TD-FR	S	Pts.
2014	Denver	16	2	62	2	64	1-3	2-0	13	2	2	0	0	0	0
2015	Denver	16	4	34	6	40	0-0	1-19	10	1	1	0	1	0	6
2016	Denver	16	4	34	5	39	1-0	2-103	8	1	0	2	0	0	12
2017	Denver	15	3	34	6	40	1-0	1-0	17	1	1	0	0	0	0
CAREER TOTALS		63	13	164	19	183	3-3	6-121	48	5	4	2	1	0	18

ROBY'S POSTSEASON RECORD

Year	Club	G	S	UT	A	TT	S-Yds.	I-Yds.	PD	FF	FR	TD-Int.	TD-FR	S	Pts.
2014	Denver	1	0	2	0	2	0-0	1-2	1	0	0	0	0	0	0
2015	Denver	3	0	5	0	5	0-0	0-0	3	1	0	0	0	0	0
CAREER TOTALS		4	0	7	0	7	0-0	1-2	4	1	0	0	0	0	0

ROBY'S SINGLE-GAME HIGHS

(Postseason in parentheses)

Tackles — 9, twice, last at Oakland, 11/6/16 (3 vs. Pittsburgh, 1/17/16). **Interceptions** — 1, five times, last at Jacksonville, 12/4/16 (1 vs. Indianapolis, 1/11/15). **Interception return yards** — 51t, twice, last at Jacksonville, 12/4/16 (2 vs. Indianapolis, 1/11/15). **Passes defended** — 3, twice, last at Miami, 12/3/17 (3 vs. Carolina, 2/7/16). **Sacks** — 1, three times, last at Indianapolis, 12/14/17 (none). **Sack yards** — 3 at N.Y. Jets, 10/12/14 (none). **Forced fumbles** — 1, 5 times, last at Miami, 12/3/17 (1 vs. Pittsburgh, 1/17/16). **Fumble recoveries** — 1, four times, last at Miami, 12/3/17 (none). **Fumble return yards** — 21t at Kansas City, 9/17/15 (none).

BRADLEY ROBY'S 2017 GAME-BY-GAME

(Victories asterisked)

2017 DENVER (5-10)		TACKLES									
Date	Opponent	P/S	UT	A	TT	S-Yds.	I-Yds.	PD	FF	FR	
Sep 11	vs. LA Chargers*	P	3	2	5	0-0	1-0	2	0	0	
Sep 17	vs. Dallas*	S	2	0	2	0-0	0-0	1	0	0	
Sep 24	at Buffalo	P	3	1	4	0-0	0-0	1	0	0	
Oct 1	vs. Oakland*	P	2	0	2	0-0	0-0	1	0	0	
Oct 15	vs. New York Giants	P	2	0	2	0-0	0-0	1	0	0	
Oct 22	at LA Chargers	P	3	0	3	0-0	0-0	2	0	0	
Oct 30	at Kansas City	P	2	0	2	0-0	0-0	0	0	0	
Nov 5	at Philadelphia	P	5	0	5	0-0	0-0	1	0	0	
Nov 12	vs. New England	P	2	0	2	0-0	0-0	1	0	0	
Nov 19	vs. Cincinnati	P	0	1	1	0-0	0-0	1	0	0	
Nov 26	at Oakland	S	3	0	3	0-0	0-0	1	0	0	
Dec 3	at Miami	S	3	1	4	0-0	0-0	3	1	1	
Dec 10	vs. New York Jets*	P	1	0	1	0-0	0-0	1	0	0	
Dec 14	at Indianapolis*	P	1	0	1	1-0	0-0	0	0	0	
Dec 24	at Washington	P	2	1	3	0-0	0-0	1	0	0	
Season Totals			15/3	34	6	40	1-0	1-0	17	1	1



EMMANUEL SANDERS 10

WIDE RECEIVER

5-11 • 180 • 8TH YR. • SOUTHERN METHODIST

BORN: March 17, 1987, in Bellville, Texas

HIGH SCHOOL: Bellville (Texas) High School

ACQUIRED: Unrestricted Free Agent (Pittsburgh), 2014

NFL YEAR: 8th • YEAR WITH BRONCOS: 4th

NFL GAMES PLAYED/STARTED: 115/76 • POSTSEASON GP/GS: 8/4



SANDERS AT A GLANCE:

- An eighth-year wide receiver who saw action in 115 regular-season games (76 starts) and eight postseason contests (4 starts) during his first seven NFL seasons with Pittsburgh (2010-13) and Denver (2014-17), totaling 464 receptions for 6,156 yards (13.3 avg.) with 33 touchdowns during that span.
- Recorded three consecutive 1,000-yard seasons during his first three years with Denver (2014-16), registering 14 100-yard receiving games, 20 touchdowns and 34 catches of 25-plus yards.
- Teamed with Demaryius Thomas to become just the seventh pair of teammates with three consecutive 1,000-yards receiving seasons.
- Became one of eight active NFL players with three consecutive 1,000-yard seasons (2014-16), totaling 79 catches for 1,032 yards with five touchdowns and earning his second Pro Bowl selection in 2016.
- Finished second on the Broncos with 76 receptions for 1,135 yards (14.9 avg.) and six touchdowns in the 2015 regular season in addition to ranking second among all NFL players with 230 yards on 16 catches in the postseason.
- Earned his first career Pro Bowl selection following his initial season with the Broncos in 2014 after ranking fifth in the NFL in receptions (101) and receiving yards (1,404)—figures that ranked fifth and fourth, respectively, in league history among players with a new team.
- Combined with Thomas (111-1,619) to record the most receiving yards (3,023) and tie for the most receptions (212) by an offensive tandem in the NFL in 2014—marking the second time a pair of Broncos teammates posted 100-plus receptions in the same season.
- Owns 1,083 career kickoff return yards on 45 attempts (24.1 avg.) and is one of just four NFL players since he entered the league in 2010 to post at least 3,000 yards receiving and 1,000 yards on kickoff returns.
- Named AFC Special Teams Player of the Week during his rookie season in 2010 after posting two kickoff returns of 35-plus yards, including a 37-yarder that set up the Steelers' game-winning field goal at Miami (10/24/10).
- Finished his collegiate career at Southern Methodist University as the school's all-time leader in career receptions (235), receiving yards (3,791), receiving touchdowns (34) and 100-yard receiving games (16).
- Joined the Broncos as an unrestricted free agent (Pittsburgh) on March 16, 2014.
- Selected by Pittsburgh in the third round (82nd overall) of the 2010 NFL Draft.

10's TROPHY CASE

Pro Bowls (2)2014, '16

CAREER TRANSACTIONS: Signed by Pittsburgh as a draft choice 6/14/10; Signed by Denver as an unrestricted free agent 3/16/14.



2017: Sanders caught three passes for 26 yards (8.7 avg.) vs. LAC (9/11)... Tallied had six receptions for 62 yards (10.1 avg.) with two touchdowns vs. Dal. (9/17) to represent his sixth career multi-touchdown game...

SANDERS AMONG NFL RECEIVING LEADERS IN 2014

MOST RECEPTIONS, NFL, 2014

Player	Team	No.
1. Antonio Brown	Pit.	129
2. Demaryius Thomas	Den.	111
3. Julio Jones	Atl.	104
4. Matt Forte	Chi.	102
5. Emmanuel Sanders	Den.	101

MOST RECEIVING YARDS, NFL, 2014

Player	Team	No.
1. Antonio Brown	Pit.	1,698
2. Demaryius Thomas	Den.	1,619
3. Julio Jones	Atl.	1,593
4. Jordy Nelson	G.B.	1,519
5. Emmanuel Sanders	Den.	1,404

Posted seven catches for 75 yards (10.7 avg.) at Buf. (9/24)... Totaled four catches for 27 yards (6.8 avg.) vs. Oak. (10/1)... Caught five passes for 76 yards (15.2 avg.) before leaving the game with an ankle injury vs. NYG (10/15)... Was inactive at LAC (10/22) and at K.C. (10/30)... Caught one pass for 30 yards at Phi. (11/5)... Recorded his 15th career 100-yard receiving game (6-137) vs. N.E. (11/12)... Caught two passes for 15 yards (7.5 avg.) vs. Cin. (11/19)... Made three catches for 12 yards (4.0 avg.) at Oak. (11/26)... Posted two catches for 11 yards (5.5 avg.) at Mia. (12/3)... Made one catch for 16 yards vs. NYJ (12/10)... Caught seven passes for 68 yards (9.7 avg.) at Ind. (12/14)... Was inactive (ankle) at Was. (12/24).

2016: Sanders became one of eight active NFL players with three consecutive 1,000-yard seasons, totaling 79 catches for 1,032 yards (13.1 avg.) with five touchdowns... Selected to his second career Pro Bowl... Recorded his 12th career 100-yard game, finishing with nine catches for 117 yards (13.0 avg.) with two touchdowns at Cin. (9/25)... Recorded the second-highest receiving total of his career (7-162, 1 TD) as well as his 13th overall 100-yard game vs. K.C. (11/27)... Caught three passes for 48 yards (16.0 avg.) vs. N.E. (12/18), surpassing 1,000 receiving yards for the third consecutive year.

2015: Sanders recorded his second consecutive 1,000-yard season, finishing with 76 receptions for 1,135 yards (14.9 avg.) with six touchdowns in addition to returning 17 punts for 103 yards (6.1 avg.)... Posted 16 catches for 230 yards (14.4 avg.) in Denver's three postseason contests... Recorded his first 100-yard game (9-111) of the season at Oak. (10/11)... Scored on a career-long 75-yard reception and finished with four catches for 109 yards (27.3) at Cle. (10/18)... Caught six passes for 90 yards (15.0 avg.) with a 64-yard touchdown reception at Ind. (11/8), making him the ninth Bronco with multiple 60-plus yard scores in a season... Set a career-high with 181 receiving yards (10-181) at Pit. (12/20), with his 205 yards from scrimmage (181 rec., 24 rush) representing the 25th time in team history a Broncos player topped 200 yards of offense... Caught five passes for 85 yards (17.0 avg.) in Denver's AFC Divisional Playoff Game vs. Pit. (1/17)... Posted five catches for a team-high 62 yards (12.4 avg.) in Denver's AFC Championship Game vs. N.E. (1/24)... Posted a game-high six catches for 83 yards (13.8 avg.) in Denver's Super Bowl 50 victory vs. Car. (2/7).

2014: Sanders started all 16 games and earned his first career Pro Bowl selection after setting career-highs in receptions (101), receiving yards (1,404) and touchdowns (9)... Recorded 16 catches of 25-plus yards, the second-best mark in the NFL in 2014... Ranked fourth and fifth, respectively, in NFL history for receiving yardage and reception totals for players in their first year with a new team... Combined with Demaryius Thomas (111) to become just the second 100-catch duo in franchise history (Rod Smith/Ed McCaffrey, 2000)... Registered seven 100-yard receiving games... Notched his first career 100-yard game vs. K.C. (9/14)... Had 11 receptions for 149 yards at Sea. (9/21) with eight of those receptions converting for first downs... Hauled in his first touchdown as a Bronco vs. S.F. (10/19)... Totaled nine receptions for 120 yards (13.3 avg.) and a career-high three touchdowns, which tied a team record, vs. S.D. (10/23)... Posted his fifth 100-yard receiving game of the season (10 rec. for a career-high 151 yds.) at N.E. (11/2) to become just the third Bronco (WR Rod Smith, 2000; WR Brandon Lloyd, 2010) to record at least five 100-yard receiving games through the team's first eight contests... Recorded his second career multi-touchdown game (5-67, 2 TDs) and his second such performance in three games at Oak. (11/9)... Notched his sixth 100-yard receiving game (5-102) before leaving the game with a concussion sustained in the third quarter at Stl. (11/16)... Made his first career postseason start in the AFC Divisional Playoff Game vs. Ind. (1/11) and finished with seven catches for 46 yards (6.6 avg.).

2013: Sanders played all 16 games for the second consecutive season and started 10 contests while finishing with 67 receptions, 740 receiving yards and six touchdowns... Totaled four catches of 40-plus yards, including a career-long 55-yard touchdown reception at NYJ (10/13)... Returned 10 kickoffs for 268 yards (26.8 avg.)... Made seven catches in the Steelers' regular-season opener vs. Ten. (9/8) to surpass 100 career receptions... Ran for a two-point conversion at Oak. (10/27)... Caught a touchdown in three consecutive contests (Games 11-13).

2012: Sanders appeared in all 16 regular-season games for the Steelers and registered 44 receptions for 626 yards (14.2 avg.) with one touchdown... Converted first downs on 15-of-18 third-down catches... Added nine punt returns for 93 yards (10.3 avg.) on special teams.

2011: Sanders saw action in 11 regular-season games and totaled 22 catches for 288 yards (13.1 avg.) with two touchdowns... Missed five games with knee and foot injuries... Led the Steelers with six receptions for 81 yards (13.5 avg.) in Pittsburgh's AFC Wild Card Game at Den. (1/8).

2010: Selected by Pittsburgh in the third round (82nd overall) of the 2010 NFL Draft, Sanders played in 13 regular-season games (1 start) for the Steelers and finished his rookie season with 28 receptions for 376 yards (13.4 avg.) with two touchdowns... Served as the club's primary kickoff returner and totaled 628 yards on 25 returns (25.1 avg.)... Appeared in all three postseason contests for the Steelers and contributed seven catches for 91 yards (13.0 avg.)... Caught his first career touchdown pass vs. N.E. (11/14)... Started his first career game in Pittsburgh's regular-season finale at Cle. (1/2)... Contributed two catches for 17 yards (8.5 avg.) in Super Bowl XLV vs. G.B. (2/6) before leaving the game with a foot injury.

COLLEGE: Sanders finished his collegiate career as Southern Methodist University's all-time career leader in receptions (235), receiving yards (3,791), receiving touchdowns (34) and 100-yard receiving games (16) as he topped the 600-yard mark in all four seasons on campus... Named first-team All-Conference USA following his senior year when he set single-season school records with 98 catches for 1,339 yards (13.7 avg.) to go along with seven touchdowns.

PERSONAL: Sanders was an all-district running back, wide receiver and safety at Bellville (Texas) High School, where he was named Team MVP and Tri-County Offensive Player of the Year following his senior campaign... Emmanuel Sanders was born on March 17, 1987.

SANDERS' REGULAR SEASON RECORD

Year	Club	G	S	RECEIVING				KICKOFF RETURNS				PUNT RETURNS							
				No.	Yds.	Avg.	LG	TD	No.	Yds.	Avg.	LG	TD	No.	FC	Yds.	Avg.	LG	TD
2010	Pittsburgh	13	1	28	376	13.4	35	2	25	628	25.1	48	0	4	1	60	15.0	38	0
2011	Pittsburgh	11	0	22	288	13.1	32	2	5	93	18.6	25	0	3	0	22	7.3	10	0
2012	Pittsburgh	16	7	44	626	14.2	37	1	1	27	27.0	27	0	9	9	93	10.3	63	0
2013	Pittsburgh	16	10	67	740	11.0	55t	6	10	268	26.8	46	0	0	0	0	0.0	—	0
2014	Denver	16	16	101	1,404	13.9	48	9	3	54	18.0	22	0	1	1	11	11.0	11	0
2015	Denver	15	15	76	1,135	14.9	75t	6	1	13	13.0	13	0	17	20	103	6.1	14	0
2016	Denver	16	16	79	1,032	13.1	64	5	0	0	—	—	0	0	0	0	—	—	0
2017	Denver	12	11	46	555	11.8	38	2	0	0	—	—	0	2	0	-2	-1.0	—	0
CAREER TOTALS		115	76	463	6,156	13.3	75t	33	45	1,083	24.1	48	0	36	31	287	8.0	63	0
BRONCOS TOTALS		59	58	302	4,126	13.7	75t	22	4	67	16.8	35	0	20	21	112	5.6	14	0

ADDITIONAL STATISTICS: Special-teams tackles — 2010 (12), 2011 (2), TOTAL (14). Miscellaneous Tackles — 2014 (1), 2015 (2), 2016 (1), 2017 (2), TOTAL (6). Special-teams fumbles — 2010 (1 FF), 2011 (1 FR), TOTAL (1 FF, 1 FR). Rushing — 2012 (1 for 4 yds.), 2013 (1 for 25 yds.), 2014 (8 for 44 yds.), 2015 (3 for 29 yds.), TOTAL (13 for 102 yds., 7.8 avg., 25 LG). Completed a 15-yard pass vs. Seattle (9/18/11). Sacked for a loss of seven yards on a pass attempt vs. Washington (10/28/12). Ran for a two-point conversion at Oakland (10/27/13).

SANDERS' POSTSEASON RECORD

Year	Club	G	S	RECEIVING				KICKOFF RETURNS				PUNT RETURNS							
				No.	Yds.	Avg.	LG	TD	No.	Yds.	Avg.	LG	TD	No.	FC	Yds.	Avg.	LG	TD
2010	Pittsburgh	3	0	7	91	13.0	12	0	0	0	0.0	—	0	0	0	0	0.0	—	0
2011	Pittsburgh	1	0	6	81	13.5	18	0	0	0	0.0	—	0	0	0	0	0.0	—	0
2014	Denver	1	1	7	46	6.6	17	0	0	0	0.0	—	0	0	0	0	0.0	—	0
2015	Denver	3	3	16	230	14.4	34	0	0	0	0.0	—	0	0	0	0	0.0	—	0
CAREER TOTALS		8	4	36	448	12.4	34	0	0	0	0.0	—	0	0	0	0	0.0	—	0

ADDITIONAL STATISTICS: Special-teams tackles — 2010 (5), TOTAL (5). Miscellaneous Tackles—2015 (1), TOTAL (1). Miscellaneous FR—2016 (1), TOTAL (1).

SANDERS' SINGLE-GAME HIGHS

(Postseason in parentheses)

Receptions — 11, twice, last at Tennessee, 12/11/16 (7 vs. Indianapolis, 1/11/15). **Receiving yards** — 181 at Pittsburgh, 12/20/15 (85 vs. Pittsburgh, 1/17/16). **Longest reception** — 75t at Cleveland, 10/18/15 (34 vs. Pittsburgh, 1/17/16). **Receiving touchdowns** — 3 vs. San Diego, 10/23/14 (none). **Kick returns** — 6 vs. New England, 11/14/10 (none). **Kick return yards** — 156 vs. New England, 11/14/10 (none). **Longest kick return** — 48 at Miami, 10/24/10 (none). **Punt returns** — 3, four times, last vs. Baltimore, 9/13/15 (none). **Punt return yards** — 76 at N.Y. Giants, 11/4/12 (none). **Longest punt return** — 63 at N.Y. Giants, 11/4/12 (none).

SANDERS' 100-YARD RECEIVING GAMES (15)

*denotes win (Sanders' teams are 8-7 when he records 100 or more yards receiving in a game.)

Date	Opponent	No.	Yds.	Avg.	LG	TD
9/14/14	vs. Kansas City*	8	108	13.5	48	0
9/21/14	at Seattle	11	149	13.5	42	0
10/5/14	vs. Arizona*	7	101	14.4	30	0
10/23/14	vs. San Diego*	9	120	13.3	38	3
11/2/14	at New England	10	151	15.1	28	0
11/16/14	at St. Louis	5	102	20.4	42t	1
11/23/14	vs. Miami*	9	125	13.9	35	0
10/11/15	at Oakland*	9	111	12.3	45	0
10/18/15	at Cleveland*	4	109	27.3	75t	1
11/29/15	vs. New England*	6	113	18.8	39	0
12/20/15	at Pittsburgh	10	181	18.1	61t	1
9/25/16	at Cincinnati*	9	117	13.0	41t	2
11/27/16	vs. Kansas City	7	162	23.1	64	1
12/11/16	at Tennessee	11	100	9.8	17	1
11/12/17	vs. New England	6	137	22.8	38	0

EMMANUEL SANDERS' 2017 GAME-BY-GAME

(Victories asterisked)

2017 DENVER (5-10)			RECEIVING					SCORING	
Date	Opponent	P/S	No.	Yds.	Avg.	LG	TD	2pt.	Pts.
Sep 11	vs. LA Chargers*	S	3	26	8.7	20	0	0	0
Sep 17	vs. Dallas*	S	6	62	10.3	25	2	0	12
Sep 24	at Buffalo	S	7	75	10.7	29	0	0	0
Oct 1	vs. Oakland*	S	4	27	6.8	15	0	0	0
Oct 15	vs. New York Giants	S	5	76	15.2	33	0	0	0
Oct 22	at LA Chargers					INACTIVE			
Oct 30	at Kansas City					INACTIVE			
Nov 5	at Philadelphia	S	1	30	30.0	30	0	0	0
Nov 12	vs. New England	S	6	137	22.8	38	0	0	0
Nov 19	vs. Cincinnati	P	2	15	7.0	10	0	0	0
Nov 26	at Oakland	S	3	12	4.0	10	0	0	0
Dec 3	at Miami	S	2	11	5.5	6	0	0	0
Dec 10	vs. New York Jets*	S	1	16	16.0	16	0	0	0
Dec 14	at Indianapolis*	S	7	68	9.7	26	0	0	0
Dec 24	at Washington					INACTIVE			
Season Totals		12/11	47	55	11.8	38	2	0	12



DONALD STEPHENSON
71

TACKLE


6-6 • 312 • 6TH YR. • OKLAHOMA

BORN: Sept. 30, 1988, in Kansas City, Mo.

HIGH SCHOOL: Blue Springs High School, Kansas City, Mo.

ACQUIRED: Unrestricted Free Agent (Kansas City), 2016

NFL YEAR: 6th • **YEAR WITH BRONCOS:** 2nd

NFL GAMES PLAYED/STARTED: 80/37 • **POSTSEASON GP/GS:** 3/3

STEPHENSON AT A GLANCE:

- A sixth-year offensive tackle who started 37-of-80 regular-season games and all three postseason contests played during his first five NFL seasons with Kansas City (2012-15) and Denver (2016-17).
- Opened 12-of-13 games played at right tackle in his first season with the Broncos in 2016.
- Started 15 games at left tackle, eight games at right tackle and one game as a short-yardage tight end in his first four years in the league with Kansas City.
- Saw action in all 16 games (6 starts at LT, 1 start at RT) in 2015 in addition to opening both postseason contests for the Chiefs at right tackle.
- Appeared in 32 games (23 starts at LT) along the offensive line at the University of Oklahoma, earning All-Big 12 Conference honorable-mention honors as senior in 2011.
- Joined the Broncos as an unrestricted free agent on March 9, 2016.
- Selected by Kansas City in the third round (74th overall) of the 2012 NFL Draft.

CAREER TRANSACTIONS: Signed by Kansas City as a draft choice 5/17/12; Signed by Denver as an unrestricted free agent 3/9/16.



2017: Stephenson played on offense and special teams vs. LAC (9/11) and vs. Dal. (9/17)... Was active but did not play at Buf. (9/24)... Saw action on offense and special teams vs. Oak. (10/1)... Was inactive vs. NYG (10/15), at LAC (10/22), at K.C. (10/30), at Phi. (11/5) and vs. N.E. (11/12)... Was active, but did not play vs. Cin. (11/19) and at Oak. (11/26)... Started at right tackle at Mia. (12/3), vs. NYJ (12/10), at Ind. (12/14) and at Was. (12/24).

2016: Stephenson opened 12-of-13 games played at right tackle in his first season with the Broncos... Made his Broncos debut at right tackle vs. Car. (9/8)... Missed three games due to injury.

2015: Stephenson appeared in all 16 regular-season games (7 starts) for the third time in his career and made two postseason starts... Opened the first six games of the season at left tackle before starting the season finale at right tackle... Helped the Chiefs rush for the sixth most yards per game (127.8) in the NFL... Allowed two or less sacks for the third consecutive season according to STATS, LLC... Started at right tackle in Kansas City's AFC Wild Card Playoff Game vs. Hou. (1/9) and AFC Divisional Playoff Game at N.E. (1/16).

2014: Stephenson appeared in 12 regular-season games for the Chiefs, allowing two sacks according to STATS, LLC... Helped the Chiefs rank 10th in the league in rushing yards per game (119.9) as RB Jamaal Charles posted his third consecutive 1,000-yard season... Made his season debut in Week 5 at S.F. (10/5).

2013: Stephenson started 7-of-16 games played and one postseason contest... Started three games at right tackle before shifting to left tackle for the final four games of the season... Contributed to Charles' 1,287-yard rushing total... Started at right tackle in the Chiefs' AFC Wild Card Playoff Game at Ind. (1/4).

2012: Selected by the Chiefs in the third round (74th overall) of the 2012 NFL Draft, Stephenson started seven games and saw action in every regular-season contest as a rookie... Made his NFL debut on special teams vs. Atl. (9/9)... Made his first career start as short-yardage tight end at S.D. (11/1)... Started at left tackle in five of the final six games of the season.

COLLEGE: Stephenson appeared in 32 games at the University of Oklahoma with all 23 of his starts coming at left tackle between his junior and senior seasons... Opened 13 contests at left tackle his senior campaign en route to earning All-Big 12 Conference honorable mention honors... Saw action in 14 games (10 starts) his junior season.

PERSONAL: Stephenson attended Blue Springs High School outside of Kansas City, Mo., where he was named all-league as a junior... Missed most of his senior season due to injury... Donald Stephenson was born on Sept. 30, 1988, in Kansas City, Mo.


STEPHENSON'S REGULAR SEASON RECORD

Year	Club	G	S
2012	Kansas City	16	7
2013	Kansas City	16	7
2014	Kansas City	12	0
2015	Kansas City	16	7
2016	Denver	13	12
2017	Denver	7	4
CAREER TOTALS		80	37

ADDITIONAL STATISTICS: *Miscellaneous tackles — 2016 (3), TOTAL (3). Miscellaneous FR — 2015 (1), TOTAL (1).*

STEPHENSON'S POSTSEASON RECORD

Year	Club	G	S
2013	Kansas City	1	1
2015	Kansas City	2	2
CAREER TOTALS		3	3



DARIAN STEWART

26

SAFETY



5-11 • 214 • 8TH YR. • SOUTH CAROLINA

BORN: Aug. 4, 1988, in Hunstville, Ala.

HIGH SCHOOL: Lee High School, Hunstville, Ala.

ACQUIRED: Unrestricted Free Agent (Baltimore), 2015

NFL YEAR: 8th • YEAR WITH BRONCOS: 3rd

NFL GAMES PLAYED/STARTED: 115/76 • POSTSEASON GP/GS: 5/5

STEWART AT A GLANCE:

- An eighth-year safety who appeared in 115 career regular-season games (76 starts) and made five postseason starts during his first seven NFL seasons with St. Louis (2010-13), Baltimore (2014) and Denver (2015-17).
- Totaled 388 tackles (288 solo), eight interceptions (87 yds.), 41 passes defended, six forced fumbles, five fumble recoveries, 24 special-teams stops and one blocked punt during his first eight NFL campaigns.
- Selected to his first career Pro Bowl in 2016 after posting 68 tackles (55 solo), three interceptions (36 yds.), six passes defended, one forced fumble and one fumble recovery for the Broncos.
- Started 13-of-15 games played for Denver in 2015, posting 59 tackles (46 solo), one interception, 10 passes defended, one forced fumble and two fumble recoveries.
- Saw action in all 16 games (14 starts) for the first time in his career with Baltimore in 2014, finishing fourth on the Ravens with 53 tackles (37 solo) and adding four passes defended, one forced fumble and one blocked punt.
- Competed in the first two postseason games of his career for Baltimore in 2014 and recorded three tackles, one interception, one fumble recovery and two passes defended.
- Played in 50 games (36 starts) at the University of South Carolina, totaling 197 tackles, two interceptions, 22 passes defended, four forced fumbles and four fumble recoveries.
- Joined the Broncos as an unrestricted free agent (Baltimore) on March, 12, 2015.
- Entered the NFL with St. Louis as a college free agent on April 26, 2010.

26^s TROPHY CASE

Pro Bowls (1) 2016

CAREER TRANSACTIONS: Signed by St. Louis as a college free agent 4/26/10; Signed by Baltimore as an unrestricted free agent 3/23/14; Signed by Denver as an unrestricted free agent 3/12/15.



2017: Stewart posted six tackles (5 solo) vs. LAC (9/11)... Recorded three solo tackles vs. Dal. (9/17)... Notched seven tackles (6 solo) at Buf. (9/24)... Led the team with seven tackles (5 solo) vs. Oak. (10/1)... Totaled six tackles (4 solo) vs. NYG (10/15)... Registered one solo tackle at LAC (10/22)... Posted one interception, two passes defended and two solo stops at K.C. (10/30)... Started at Phi. (11/5)... Recorded six tackles (3 solo) vs. N.E. (11/12)... Notched a solo tackle vs. Cin. (11/19)... Totaled six tackles (5 solo) at Oak. (11/26)... Tallied five solo tackles at Mia. (12/3)... Intercepted Josh McCown (24 yds.) and made one tackle vs. NYJ (12/10)... Posted four solo stops and one pass defended at Ind. (12/14)... Notched six tackles (5 solo) at Was. (12/24).

2016: Stewart was selected to his first career Pro Bowl after tying for the team lead with three interceptions (36 yds.) while adding 68 tackles (55 solo), six passes defended, one forced fumble and one fumble recovery... Intercepted Saints quarterback Drew Brees twice (11 yds.) and returned a fumble 28 yards at N.O. (11/13)... Became the first Bronco since Deltha O'Neal (vs. K.C., 10/7/01) to record at least three turnovers in a single game... Registered seven tackles (3 solo) and one forced fumble vs. N.E. (12/18).

2015: Stewart started 13-of-15 regular-season games played in 2015, posting 59 tackles (46 solo), one interception, 10 passes defended, one forced fumble and two fumble recoveries... Totaled 10 tackles (7 solo), one sack (8 yds.), one interception (8 yds.), one forced fumble and three passes defended in three postseason starts... Intercepted Ravens QB Joe Flacco in the end zone with 0:28 seconds left in the fourth quarter to seal Denver's season-opening victory vs. Bal. (9/13)... Matched his career high with three passes defended and added four solo tackles vs. N.E. (11/29)... Posted five tackles (4 solo) and one special-teams stop in Denver's AFC Divisional Playoff Game vs. Pit. (1/17)... Intercepted Patriots QB Tom Brady and added three tackles (1 solo) in Denver's AFC Championship Game vs. N.E. (1/24)... Recorded three solo tackles, one sack (8 yds.), two passes defended and one forced fumble Denver's Super Bowl 50 victory vs. Car. (2/7).

2014: Stewart saw action in all 16 games (14 starts) for the first time in his career with Baltimore in 2014, producing 53 tackles (37 solo), four passes defended, one forced fumble and one blocked punt... Started the first two playoff games of his career and tallied three tackles (3 solo), two passes defended, one interception and one forced fumble... Made a season-high nine tackles in his Ravens debut vs. Cin. (9/7)... Blocked a punt

that was returned 11 yards for a touchdown vs. Jac. (12/14)... Started and recorded one solo tackle, one interception, two passes defended and one fumble recovery in Baltimore's AFC Wild Card Playoff Game at Pit. (1/3).

2013: Stewart appeared in 13 games (6 starts) for the Rams and collected 36 tackles (30 solo), five passes defended, one forced fumble, one fumble recovery and three special-teams stops... Notched a season-best nine tackles (8 solo) and posted two passes defended vs. N.O. (12/15)... Forced a fumble and returned it 19 yards vs. Jac. (10/6).

2012: Stewart played 12 games for St. Louis and registered six solo tackles, one pass defended and six special-teams stops... Recorded three solo tackles each at Buf. (12/9) and vs. Ari. (10/4).

2011: Stewart appeared in 15 games (13 starts) for the Rams and recorded 91 tackles, three sacks (23 yds.), one interception, 10 passes defended, two forced fumbles and seven special-teams stops... Led the Rams in passes defended (10) and ranked third on the team in tackles (91)... Posted a career-high 12 tackles (7 solo) to go along with one sack (8 yds.) and one special-teams stop vs. Sea. (11/20)... Returned his first career interception 27 yards for a touchdown vs. N.O. (10/30).

2010: Stewart, who entered the NFL with St. Louis as a college free agent, played 13 games as a rookie and recorded 11 tackles (8 solo) to go along with one sack (8 yds.), one pass defended and four special-teams stops.

COLLEGE: Stewart played 50 games (36 starts) for the University of South Carolina, compiling 197 tackles, two interceptions, 22 passes defended, four forced fumbles and four fumble recoveries... Started all 13 games his senior season and was selected to play the East-West Shrine Game.

PERSONAL: Stewart played running back and free safety at Lee High School in Huntsville, Ala., where he was selected at the *Huntsville Times'* Super All-Metro Most Valuable Player as a senior... Excelled on the basketball court as a point guard, lettering four times and being named City MVP in 2004... Darian Stewart was born on Aug. 4, 1988, in Huntsville, Ala.

STEWART'S REGULAR SEASON RECORD

Year	Club	G	S	UT	A	TT	S-Yds.	I-Yds.	PD	FF	FR	TD-Int.	TD-FR	S	Pts.
2010	St. Louis	13	0	8	3	11	1-8	0	2	0	1	0	0	0	0
2011	St. Louis	15	13	55	36	91	3-23	1-27	11	2	0	1	0	0	6
2012	St. Louis	12	0	6	0	6	0-0	0	0	0	0	0	0	0	0
2013	St. Louis	13	6	30	6	36	0-0	0	5	1	1	0	0	0	0
2014	Baltimore	16	14	37	16	53	0-0	1-0	3	1	0	0	0	0	0
2015	Denver	15	13	46	13	59	0-0	1-0	10	1	2	0	0	0	0
2016	Denver	16	16	55	13	68	0-0	3-36	6	1	1	0	0	0	0
2017	Denver	15	14	50	11	61	0-0	2-24	4	0	0	0	0	0	0
CAREER TOTALS		115	76	287	98	388	4-31	8-87	41	6	5	1	0	0	6
BRONCOS TOTALS		46	43	151	37	189	0-0	6-60	20	2	3	0	0	0	0

ADDITIONAL STATISTICS: Special-teams tackles — 2010 (4), 2011 (7), 2012 (6), 2013 (3), 2015 (4), TOTAL (24). Blocked a punt that was returned by Baltimore's Kamar Aiken for a TD vs. Jacksonville (12/14/14).

STEWART'S POSTSEASON RECORD

Year	Club	G	S	UT	A	TT	S-Yds.	I-Yds.	PD	FF	FR	TD-Int.	TD-FR	S	Pts.
2014	Baltimore	2	2	3	0	3	0-0	1-0	2	0	1	0	0	0	0
2015	Denver	3	3	8	3	11	1-8	1-8	3	1	0	0	0	0	0
CAREER TOTALS		5	5	11	3	14	1-8	2-8	3	1	1	0	0	0	0

ADDITIONAL STATISTICS: Special-teams tackles — 2015 (1), TOTAL (1).

STEWART'S SINGLE-GAME HIGHS

(Postseason in parentheses)

Tackles — 12 vs. Seattle, 11/20/11 (5 vs. Pittsburgh, 1/17/15). **Interceptions** — 2 at New Orleans, 11/13/16 (1, twice, last vs. New England, 1/16/16). **Interception return yards** — 27 vs. New Orleans, 10/30/11 (8 vs. New England, 1/24/16). **Passes Defended** — 3, three times, last vs. New England, 11/29/15 (2, twice, last vs. Carolina, 2/7/16). **Fumble recoveries** — 1, five times, last at New Orleans, 11/13/16 (1 at Pittsburgh, 1/3/15). **Fumble return yards** — 28 at New Orleans, 11/13/16 (0 at Pittsburgh, 1/3/15).

DARIAN STEWART'S 2017 GAME-BY-GAME

(Victories asterisked)

2017 DENVER (5-9)		TACKLES									
Date	Opponent	P/S	UT	A	TT	S-Yds.	I-Yds.	PD	FF	FR	
Sep 11	vs. LA Chargers*	S	5	1	6	0-0	0-0	0	0	0	
Sep 17	vs. Dallas*	P	3	0	3	0-0	0-0	0	0	0	
Sep 24	at Buffalo	S	6	1	7	0-0	0-0	0	0	0	
Oct 1	vs. Oakland*	S	5	2	7	0-0	0-0	0	0	0	
Oct 15	vs. New York Giants	S	4	2	6	0-0	0-0	0	0	0	
Oct 22	at LA Chargers	S	1	0	1	0-0	0-0	0	0	0	
Oct 30	at Kansas City	S	2	0	2	0-0	1-0	2	0	0	
Nov 5	at Philadelphia	S	0	0	0	0-0	0-0	0	0	0	
Nov 12	vs. New England	S	3	3	6	0-0	0-0	0	0	0	
Nov 19	vs. Cincinnati	S	1	0	1	0-0	0-0	0	0	0	
Nov 26	at Oakland	S	5	1	6	0-0	0-0	0	0	0	
Dec 3	at Miami	S	5	0	5	0-0	0-0	0	0	0	
Dec 10	vs. New York Jets*	S	1	0	1	0-0	1-24	1	0	0	
Dec 14	at Indianapolis*	S	4	0	4	0-0	0-0	1	0	0	
Dec 24	at Washington	S	5	1	6	0-0	0-0	0	0	0	
Season Totals			15/14	50	11	61	0-0	2-24	4	0	0



AQIB TALIB

21

CORNERBACK



6-1 • 205 • 10TH YR. • KANSAS

BORN: Feb. 13, 1986, in Cleveland

HIGH SCHOOL: Berkner High School, Richardson, Texas

ACQUIRED: Unrestricted Free Agent (New England), 2014

NFL YEAR: 10th • **YEAR WITH BRONCOS:** 4th

NFL GAMES PLAYED/STARTED: 134/120 • **POSTSEASON GP/GS:** 8/8

TALIB AT A GLANCE:

- A 10th-year cornerback who appeared in 134 career regular-season games (120 starts) and started eight playoff contests during his first nine seasons with Tampa Bay (2008-12), New England (2012-13) and Denver (2014-17).
- Totaled 453 tackles (354 solo), one sack (8 yds.), 34 interceptions (722 yds.), 118 passes defended, four forced fumbles and three fumble recoveries during his first nine seasons in the NFL.
- Posted the most interceptions (34) in the NFL among cornerbacks since he entered the league (2008) and is one of just three players at his position to be selected to the Pro Bowl in each of the last four seasons (2013-16).
- Ranks first in the NFL with 10 interceptions returned for touchdowns since becoming a regular starter in 2009 (fourth most all-time).
- Named an Associated Press First-Team All-Pro selection in 2016 for the first time in his career after recording 43 tackles (32 solo), three interceptions (86 yds., 1 TD) and 12 passes defended for the Broncos.
- Earned his third consecutive Pro Bowl nod in 2015, finishing the season with 45 tackles (39 solo), three interceptions (123 yds., 2 TDs) and 13 passes defended.
- Selected to his second consecutive Pro Bowl in his first year with the Broncos in 2014 after ranking third in the NFL opponent quarterback rating (72.2) when targeted defensively, according to Pro Football Focus.
- Helped Denver's defense allow the fewest yards per attempt (6.02) in the NFL as one of three Pro Bowlers in the Bronco's secondary in 2014.
- Named to his first career Pro Bowl in 2013 in addition to being recognized as a second-team All-Pro selection by the Associated Press.
- Selected as the NFL Alumni Defensive Back of the Year following his 2010 season when he totaled a career-high six interceptions for Tampa Bay.
- Named Conference Defensive Player of the Week on two occasions: at Arizona (10/31/10) and at San Diego (12/14/14).
- Matched a Buccaneers franchise record with a career-best three interceptions at Washington (10/4/09).
- Started 32-of-34 games played at the University of Kansas and earned consensus first-team All-America honors and unanimous first-team All-Big 12 Conference recognition following his final season for the Jayhawks in 2007.
- Joined the Broncos as an unrestricted free agent (New England) on March 12, 2014.
- Selected by Tampa Bay in the first round (20th overall) of the 2008 NFL Draft.

21's TROPHY CASE

Pro Bowls (4)	2013-16
All-Pro (First Team) (1)	2016
All-Pro (Second Team) (1)	2013

CAREER TRANSACTIONS: Signed by Tampa Bay as a draft choice 7/25/08; Traded to New England 11/1/12; Signed by Denver as an unrestricted free agent 3/12/14.



2017: Talib posted one solo tackle vs. LAC (9/11)... Recorded a 103-yard interception return, the third-longest such play in NFL history, and three passes defended vs. Dal. (9/17)... Moved into sole possession of fourth place in league history with 10 career interceptions returned for a touchdown... Tallied two solo tackles and one pass defended at Buf. (9/24)... Notched four tackles (3 solo) vs. Oak. (10/1)... Saw action on defense vs. NYG (10/15)... Posted two solo tackles and one pass defended at LAC (10/22)... Recorded three tackles (1 solo) at K.C. (10/30)... Registered two solo stops at Phi. (11/5)... Started vs. N.E. (11/12)... Tallied four solo tackles, one pass defended and one forced fumble vs. Cin. (11/19)... Started at Oak. (11/26)... Was suspended at Mia. (12/3)... Assisted on

TALIB RACKS UP THE INTERCEPTIONS

MOST INTERCEPTIONS BY A CB, NFL. (2008-PRES.)

Player	No.
1. Aqib Talib, T.B./N.E./Den.	34
2. Richard Sherman, Sea.	32
Brent Grimes, Atl./Mia.T.B.	32
4. Tramon Williams, G.B./Cle./Ari.	31
5. D. Rodgers-Cromartie, Ari./Phi./Den./NYG	30

MOST INTERCEPTIONS FOR A TD, NFL. (2008-PRES.)

Player	No.
1. Aqib Talib, T.B./N.E./Den.	10
2. Charles Tillman, Chi.	7
Charles Woodson, G.B./Oak.	7
4. Dominique Rodgers-Cromartie, Ari./Phi./Den./NYG	6

one tackle vs. NYJ (12/10)... Recorded five tackles (3 solo) at Ind. (12/14)... Posted five tackles (3 solo) and one pass defended at Was. (12/24).

2016: Talib earned his first career Associated Press All-Pro first-team honor and was named to his fourth consecutive Pro Bowl... Finished the season with 43 tackles (32 solo), three interceptions (86 yds., 1 TD) and 12 passes defended... Joined Patrick Peterson and Richard Sherman as the only NFL cornerbacks to make the Pro Bowl in each of the last four years... Recorded his ninth career interception returned for a touchdown (46 yds.)—his Broncos franchise-record fifth—vs. Ind. (9/18)... Intercepted a pair of passes (40 yds.) at Tampa Bay (10/2) in his first game playing in the city where he was drafted.

2015: Talib became one of four cornerbacks to be selected to the last three Pro Bowls with his third career nod after posting 45 tackles (39 solo), three interceptions (123. yds., 2 TDs) and 14 passes defended... Recorded 14 tackles (13 solo) and six passes defended in Denver's three postseason contests... Intercepted Ravens QB Joe Flacco and returned it 51 yards for his seventh-career pick-six vs. Bal. (9/13)... Blocked an extra point at Det. (9/27)... Intercepted Browns QB Josh McCown at Cle. (10/18) and returned it 63 yards for a touchdown—tying him for the most interception returns for touchdown in a career (4) in Broncos history and giving him the most interceptions returned for touchdown since entering the league in 2008... Posted four solo tackles and two passes defended in Denver's AFC Divisional Playoff Game vs. Pit. (1/17)... Tallied five tackles (4 solo) and two passes defended in Denver's AFC Championship Game vs. N.E. (1/24)... Recorded five solo tackles and two passes defended in Denver's Super Bowl 50 victory vs. Car. (2/7).

2014: Talib started 15 regular-season games and earned his second consecutive Pro Bowl selection after totaling 63 tackles (54 solo), four interceptions (62 yds.), 17 passes defended, one sack (8 yds.) and one forced fumble... Returned two of his interceptions for touchdowns to become the eighth Bronco with multiple interception returns for touchdowns in franchise history (single season)... Secured the Broncos' win at NYJ (10/12) with a 22-yard interception return for a touchdown with 15 seconds remaining in the contest... Named AFC Defensive Player of the Week for his season-high eight tackles, one interception and three passes defended in the team's win at S.D. (12/14), becoming the first NFL cornerback and fourth player in 2014 to reach those marks in a single game... Picked off quarterback Andy Dalton at Cin. (12/22) and returned the interception 33 yards for a touchdown on *Monday Night Football*... Recorded his first career sack (8 yds.) vs. Oak. (12/28).

2013: Talib started all 13 games played for the Patriots and earned his first career Pro Bowl selection in addition to being named second-team All-Pro by the Associated Press... Totaled 44 tackles (35 solo), four interceptions (12 yds.), 14 passes defended, one forced fumble and one fumble recovery in the regular season... Added five tackles (3 solo) in two postseason starts... Combined to make four interceptions in Weeks 2-4 to represent the second three-game interception streak of his career... Matched his career high with three takeaways (2 INTs, 1 FF) vs. NYJ (9/12)... Tied a career high with four passes defended at Atl. (9/29).

2012: Talib started 9-of-10 games played with Tampa Bay and New England, splitting time between the two clubs after a mid-season trade... Tallied 40 tackles (33 solo), two interceptions (59 yds.), 10 passes defended and one fumble recovery on defense... Appeared in the season's first four games for the Buccaneers and recorded 21 tackles (20 solo), one interception and seven passes defended... Blocked his first career punt in the season opener vs. Car. (9/9)... Traded to New England on Nov. 1 along with a 2013 seventh-round draft pick in exchange for a 2013 fourth-round selection... Opened 5-of-6 regular-season games for the Patriots and registered 19 tackles (13 solo), one interception (59 yds.), two passes defended and one fumble recovery... Started both of New England's playoff games and contributed 10 tackles (9 solo) and one pass defended... Intercepted Colts quarterback Andrew Luck and returned it 59 yards for a touchdown vs. Ind. (11/18) in his first game with the Patriots... Posted a career-best 10 tackles (9 solo) in New England's AFC Divisional Playoff Game vs. Hou. (1/13).

2011: Talib opened all 13 games played for Tampa Bay and totaled 42 tackles (41 solo), two interceptions (55 yds., 2 TDs), 11 passes defended and one forced fumble... Scored on a 27-yard interception return and forced a fumble at Ten. (11/27)... Placed on injured reserve (hamstring) on Dec. 19.

2010: Talib started all 11 games he appeared in for the Buccaneers and made a career-high six interceptions (91 yds.) to go along with 50 tackles (47 solo) and 11 passes defended... Named NFL Alumni Defensive Back of the Year, joining teammate Ronde Barber (2001) as the only players in franchise history to receive the honor... Recorded interceptions in his first three games of the season... Selected as NFC Defensive Player of

TALIB A PRO BOWLER IN FOUR CONSECUTIVE YEARS

MOST PRO BOWL SELECTIONS BY AN NFL CORNERBACK SINCE 2013

Player	Team(s)	No.
Aqib Talib	N.E./Den.	4
Patrick Peterson	Ari.	4
Richard Sherman	Sea.	4

TALIB RANKS FOURTH ALL-TIME IN PICK SIXES

MOST INTERCEPTIONS RETURN FOR A TOUCHDOWN, CAREER, NFL HISTORY

	Player	Team(s)	No.
1.	Rod Woodson	Pit./S.F./Bal./Oak.	12
2.	Darren Sharper	G.B./Min./N.O.	11
	Charles Woodson	G.B./Oak.	11
4.	Aqib Talib	T.B./N.E./Den.	10

the Week after posting two interceptions, including one returned 45 yards for a score, at Ari. (10/31)... Placed on injured reserve (hip) on Dec. 6.

2009: Talib started 15 games for Tampa Bay and tallied a personal-best 69 tackles (62 solo), 15 passes defended and one fumble recovery in addition to intercepting five passes.

2008: Selected by Tampa Bay in the first round (20th overall) of the 2008 NFL Draft, Talib appeared in 15 games (2 starts) as a rookie and contributed 27 tackles (19 solo), four interceptions (32 yds.) and nine passes defended... Recorded his first career interception vs. Atl. (9/14).

COLLEGE: Talib opened 32-of-34 career games played at the University of Kansas and totaled 162 tackles, 13 interceptions, 43 passes defended, two forced fumbles and two fumble recoveries for the Jayhawks... Declared for the NFL Draft following his junior season after being named a consensus first-team All-American and unanimous first-team All-Big 12 Conference selection... Named MVP of the 2008 Orange Bowl vs. Virginia Tech (1/3/08) after giving Kansas its first lead with a 60-yard interception returned for a touchdown.

PERSONAL: Talib attended Berkner High School in Richardson, Texas, where he was a first-team all-district and all-city defensive back... Aqib Talib (pronounced UH-keeb TUH-leeb) was born on Feb. 13, 1986, in Cleveland.

TALIB'S REGULAR SEASON RECORD

Year	Club	G	S	UT	A	TT	S-Yds.	I-Yds.	PD	FF	FR	TD-Int.	TD-FR	S	Pts.
2008	Tampa Bay	15	2	19	8	27	0-0	4-32	9	0	0	0	0	0	0
2009	Tampa Bay	15	15	62	7	69	0-0	5-99	15	0	1	0	0	0	0
2010	Tampa Bay	11	11	47	3	50	0-0	6-91	11	0	0	1	0	0	6
2011	Tampa Bay	13	13	41	1	42	0-0	2-55	11	1	0	2	0	0	12
2012	T.B./N.E.	10	9	33	7	40	0-0	2-59	10	0	1	1	0	0	6
2013	New England	13	13	35	9	44	0-0	4-12	14	1	1	0	0	0	0
2014	Denver	15	15	54	9	63	1-8	4-62	16	1	0	2	0	0	12
2015	Denver	15	15	39	6	45	0-0	3-123	13	0	0	2	0	0	12
2016	Denver	13	13	32	11	43	0-0	3-86	12	0	0	1	0	0	6
2017	Denver	14	14	22	8	30	0-0	1-103	7	1	0	1	0	0	6
CAREER TOTALS		134	120	354	71	453	1-8	34-722	118	4	3	10	0	0	60
BRONCOS TOTALS		57	57	149	34	182	1-8	11-384	48	2	0	6	0	0	36

ADDITIONAL STATISTICS: Blocked a punt vs. Carolina, 9/9/12. Blocked an extra point at Detroit, 9/27/15

TALIB'S POSTSEASON RECORD

Year	Club	G	S	UT	A	TT	S-Yds.	I-Yds.	PD	FF	FR	TD-Int.	TD-FR	S	Pts.
2012	New England	2	2	9	1	10	0-0	0-0	1	0	0	0	0	0	0
2013	New England	2	2	3	2	5	0-0	0-0	0	0	0	0	0	0	0
2014	Denver	1	1	4	0	4	0-0	0-0	1	0	0	0	0	0	0
2015	Denver	3	3	13	1	14	0-0	0-0	6	0	0	0	0	0	0
CAREER TOTALS		8	8	29	4	33	0-0	0-0	8	0	0	0	0	0	0

TALIB'S SINGLE-GAME HIGHS

(Postseason in parentheses)

Tackles — 9 vs. Carolina, 11/14/10 (10 vs. Houston, 1/13/13). **Interceptions** — 3 at Washington, 10/4/09 (none). **Interception return yards** — 103 vs. Dallas, 9/17/16 (None). **Passes Defended** — 4, twice, last at Atlanta, 9/29/13 (2, three times, last vs. Carolina, 2/7/16). **Sacks** — 1 vs. Oakland, 12/28/14 (None). **Sack yards** — 8 vs. Oakland, 12/28/14 (None).

TALIB'S INTERCEPTIONS BY QUARTERBACK

Quarterback	INTs	Quarterback	INTs
Jason Campbell	3	Max Hall	1
Matt Ryan	3	Matt Hasselbeck	1
Geno Smith	3	Colin Kaepernick	1
Joe Flacco	2	Charlie Batch	1
Andrew Luck	2	Carson Palmer	1
Jameis Winston	2	Philip Rivers	1
Jimmy Clausen	1	Aaron Rodgers	1
Andy Dalton	1	Tony Romo	1
Jake Delhomme	1	Matthew Stafford	1
Derek Anderson	1	Seneca Wallace	1
Josh Freeman	1	Alex Smith	1
Josh McCown	1	Tom Brady	1
Dak Prescott	1		

AQIB TALIB'S 2017 GAME-BY-GAME

(Victories asterisked)

2017 DENVER (5-10)		TACKLES									
Date	Opponent	P/S	UT	A	TT	S-Yds.	I-Yds.	PD	FF	FR	
Sep 11	vs. LA Chargers*	S	1	0	1	0-0	0-0	0	0	0	
Sep 17	vs. Dallas*	S	1	0	1	0-0	1-103	3	0	0	
Sep 24	at Buffalo	S	2	0	2	0-0	0-0	1	0	0	
Oct 1	vs. Oakland*	S	3	1	4	0-0	0-0	0	0	0	
Oct 15	vs. New York Giants	S	0	0	0	0-0	0-0	0	0	0	
Oct 22	at LA Chargers	S	2	0	2	0-0	0-0	1	0	0	
Oct 30	at Kansas City	S	1	2	3	0-0	0-0	0	0	0	
Nov 5	at Philadelphia	S	2	0	2	0-0	0-0	0	0	0	
Nov 12	vs. New England	S	0	0	0	0-0	0-0	0	0	0	
Nov 19	vs. Cincinnati	S	4	0	4	0-0	0-0	1	1	0	
Nov 26	at Oakland	S	0	0	0	0-0	0-0	0	0	0	
Dec 3	at Miami	RESERVE/SUSPENDED									
Dec 10	vs. New York Jets*	S	0	1	1	0-0	0-0	0	0	0	
Dec 14	at Indianapolis*	S	3	2	5	0-0	0-0	0	0	0	
Dec 24	at Washington	S	3	2	5	0-0	0-0	1	0	0	
Season Totals			14/14	22	8	30	0-0	1-103	7	1	0



JORDAN TAYLOR

87

WIDE RECEIVER

6-5 • 210 • 2ND YR. • RICE

BORN: Feb. 18, 1992, in Sherman, Texas

HIGH SCHOOL: Dennison (Texas) High School

ACQUIRED: College Free Agent, 2015

NFL YEAR: 2nd • **YEAR WITH BRONCOS:** 2nd

NFL GAMES PLAYED/STARTED: 25/2



TAYLOR AT A GLANCE:

- A second-year wide receiver who appeared in 25 games (2 starts) for Denver in 2016-17 after spending the entire 2015 season competing on the club's practice squad.
- Caught 16 passes for 209 yards (13.1 avg.) with two touchdowns for the Broncos in 2016.
- Started 37-of-42 games at wide receiver for Rice University and amassed 175 receptions for 2,585 yards (14.8 avg.) with 20 touchdowns after converting from quarterback to wide receiver during his redshirt freshman season.
- Entered the NFL with Denver as a college free agent on May 2, 2015.

CAREER TRANSACTIONS: Signed by Denver as a college free agent 5/2/15; Waived by Denver 9/5/15; Signed by Denver (practice squad) 9/7/15.



2017: Taylor was inactive vs. LAC (9/11), vs. Dal. (9/17) and at Buf. (9/24)... Recorded a solo tackle on a fake punt in his regular-season debut vs. Oak. (10/1)... Caught three passes for 26 yards vs. NYG (10/15)... Started and caught one pass for seven yards at LAC (10/22)... Made one catch for eight yards at K.C. (10/30)... Was inactive at Phi. (11/5) and vs. N.E. (11/12)... Caught one pass for 14 yards and returned one punt for 15 yards vs. Cin. (11/19)... Returned one punt for eight yards at Oak. (11/26)... Was inactive at Mia. (12/3)... Returned five punts for 62 yards (12.4 avg.) vs. NYJ (12/10)... Returned one punt and made one special-teams tackle at Ind. (12/14)... Caught one pass for 21 yards, returned two punts for 12 yards (6.0 avg.) and made one special-teams tackle at Was. (12/24).

2016: Taylor played all 16 games and caught 16 passes for 209 yards (13.1 avg.) with two touchdowns in addition to making two special-teams tackles and recovering a special-teams fumble... Made his NFL debut vs. Car. (9/8)... Caught his first career pass (20 yds.) vs. Ind. (9/18)... Scored his first career receiving touchdown (14 yds.) and finished with two catches for 32 yards (16.0 avg.) at N.O. (11/13)... Caught a 6-yard touchdown vs. K.C. (11/27)... Matched his career-high three with catches for a personal-best 41 yards (13.7 avg.) vs. Oak. (1/1).

2015: Taylor, who entered the NFL with Denver as a college free agent, spent his entire rookie season on the club's practice squad.

COLLEGE: Taylor started 37-of-42 games at wide receiver for Rice University and amassed 175 receptions for 2,585 yards (14.8 avg.) with 20 touchdowns after converting from quarterback to wide receiver during his redshirt freshman season... Recorded 100-yard games on eight occasions... Named a second-team All Conference-USA selection in 2013 and 2014... Finished 2014 with 54 catches for 842 yards (14.8 avg.) with seven touchdowns despite missing three games with an injury... Recorded 48 catches for 780 yards (16.3 avg.) with six scores in his last eight games of the 2014 season.

PERSONAL: Taylor threw for 3,766 yards and 40 touchdowns in addition to rushing for 2,500 yards and 39 touchdowns in his career... Earned all-district and honorable mention all-state honors as a wide receiver as a sophomore before moving to quarterback as a junior... Caught 29 passes for 546 yards (18.8) and 11 touchdowns as a sophomore... Played baseball and earned all-district honors as an outfielder as a junior as a senior... His brother, Ryan, was an offensive lineman at UCLA and is now the offensive line coach at Tyler (Texas) Junior College... Jordan Taylor was born on Feb. 18, 1992, in Sherman, Texas.

TAYLOR'S REGULAR SEASON RECORD

Year	Club	G	S	RECEIVING				SCORING						
				No.	Yds.	Avg.	LG	TD	TD	TDr	TDp	TDrt	2pt	Pts.
2015	Denver													
				PRACTICE SQUAD										
2016	Denver	16	0	16	209	13.1	35	2	2	0	2	0	0	12
2017	Denver	9	2	7	77	11.0	14	0	0	0	0	0	0	0
CAREER TOTALS		25	2	23	286	12.4	35	2	2	0	2	0	0	12

ADDITIONAL STATISTICS: Special-teams tackles — 2016 (2), 2017 (3), TOTAL (5). Defensive tackle — 2017 (1), TOTAL (1). Special-teams FR — 2016 (1), TOTAL (1). Punt returns — 2017 (10 for 97 yards, 9.7 avg., 24 LG, 0 TD), TOTAL (10 for 97 yards, 9.7 avg., 24 LG, 0 TD).

JORDAN TAYLOR'S 2017 GAME-BY-GAME

(Victories asterisked)

2017 DENVER (5-10)		RECEIVING						SCORING	
Date	Opponent	P/S	No.	Yds.	Avg.	LG	TD	2pt.	Pts.
Sep 11	vs. LA Chargers*								
Sep 17	vs. Dallas*								
Sep 24	at Buffalo								
Oct 1	vs. Oakland*	P	0	0	—	—	0	0	0
Oct 15	vs. New York Giants	P	3	26	8.7	11	0	0	0
Oct 22	at LA Chargers	S	1	7	7.0	7	0	0	0
Oct 30	at Kansas City	S	1	8	8.0	8	0	0	0
Nov 5	at Philadelphia								
Nov 12	vs. New England								
Nov 19	vs. Cincinnati	P	1	14	14.0	14	0	0	0
Nov 26	at Oakland	P	0	0	—	—	0	0	0
Dec 3	at Miami								
Dec 10	vs. New York Jets*	P	0	0	—	—	0	0	0
Dec 14	at Indianapolis*	P	0	0	—	—	0	0	0
Dec 24	at Washington	P	1	22	22.0	22	0	0	0
Season Totals		9/2	7	77	11.0	2	0	0	0



DEMARIYUS THOMAS

88

WIDE RECEIVER

6-3 • 229 • 8TH YR. • GEORGIA TECH

BORN: Dec. 25, 1987, in Montrose, Ga.

HIGH SCHOOL: West Laurens High School, Montrose, Ga.

ACQUIRED: Draft #1a (22nd overall), 2010

NFL YEAR: 8th • YEAR WITH BRONCOS: 8th

NFL GAMES PLAYED/STARTED: 116/102 • POSTSEASON GP/GS: 10/10



THOMAS AT A GLANCE:

- An eighth-year wide receiver and five-time Pro Bowl selection who played 116 regular-season games (102 starts) and opened all 10 postseason contests for the Broncos during his first seven NFL seasons.
- Ranks first in franchise history with 35 total games with 100-plus receiving yards and second in team annals in receiving touchdowns (56) and receiving yards (8,475).
- Owns the NFL's longest active streak of 1,000-yard receiving seasons (5).
- Joined Torry Holt (6) and Marvin Harrison (5) as the only players in NFL history with five consecutive seasons totaling at least 90 receptions and 1,000 receiving yards.
- Teamed with Emmanuel Sanders in 2016 to become just the seventh pair of teammates in NFL history with three consecutive seasons totaling 1,000 receiving yards.
- Joined Ring of Fame safety Steve Atwater (8, 1990-97) and Pro Football Hall of Fame tight end Shannon Sharpe (7, 1992-98) as the only Broncos with five straight Pro Bowl selections.
- Established a franchise single-season record with 1,619 receiving yards and ranking second in team annals with 111 catches on the year in 2014.
- Set a team record in 2014 for most 100-yard receiving games (10), reaching the century mark in seven consecutive contests (Games 4-10) to tie for the second-longest streak in league history.
- Combined with teammate Emmanuel Sanders to post three consecutive 1,000-yard seasons, joining Rod Smith and Ed McCaffrey (1998-2000) as the only tandems in team history to do so.
- Established a Broncos single-game receiving yardage record with his 226-yard performance vs. Arizona (10/5/14) to earn AFC Offensive player of the Week recognition.
- Ranked second in the NFL with 14 receiving touchdowns and fourth in the league with 1,430 yards on 92 catches in 2013 to earn his second consecutive Pro Bowl selection and Associated Press second-team All-Pro recognition.
- Combined with teammate Eric Decker to represent the most prolific receiving tandem (2,718 yds.) in the NFL in 2013.
- Selected to his first Pro Bowl following the 2012 season in which he caught 94 passes for 1,434 yards (15.3 avg.) with 10 touchdowns, ranking fourth in the league in receiving yards and posting the second-most 25+yard receptions (18) in the NFL.
- Fueled Denver's 29-23 win against Pittsburgh in the AFC Wild Card round (1/8/12) with his four-catch, 204-yard performance that included an 80-yard game-winning touchdown reception on the first play of overtime.
- Totaled eight receptions for 97 yards (12.1 avg.) with one touchdown in his NFL debut vs. Seattle (9/19/10) to mark the second-most catches by a Broncos rookie in his pro debut and become just the ninth player (since 1970) to record at least eight catches in their first NFL game.
- Finished his career at Georgia Tech ranked fourth in school history in receiving yards (2,339), fourth in touchdown catches (15) and seventh in receptions (120).
- Averaged nearly 20 yards per reception during his collegiate career, posting the fifth-best receiving average (19.5) for a career in Atlantic Coast Conference history.
- Selected by the Broncos in the first round (22nd overall) of the 2010 NFL Draft.

88's TROPHY CASE

Pro Bowls (5)	2012-16
All-Pro (2nd team) (2)	2013-14

CAREER TRANSACTIONS: Signed by Denver as a draft choice 8/1/10.



2017: Thomas caught five passes for 67 yards (13.4 avg.) vs. LAC (9/11)... Made six catches for 71 yards (11.8 avg.) vs. Dal. (9/17)... Caught six passes for 98 yards (16.3 avg.) at Buf. (9/24)... Made one catch for

11 yards vs. Oak. (10/1)... Tallied his 35th career 100-yard output (10-133) vs. NYG (10/15)... Caught two passes for nine yards at LAC (10/22)... Made five catches for 66 yards (13.2 avg.) at K.C. (10/30)... Recorded eight catches for 70 yards (8.8 avg.) with one touchdown at Phi. (11/5)... Caught five passes for 44 yards (8.8 avg.) with one touchdown vs. N.E. (11/12)... Tallied five catches for 64 yards (12.8 avg.) with one touchdown to tie him with Shannon Sharpe for the second-most touchdown receptions (55) in team history... Caught five passes for 18 yards (3.6 avg.) at Oak. (11/26), reaching 600 catches in the fewest amount games in franchise history (112)... Made two catches for 27 yards (11.3 avg.) at Mia. (12/3)... Led all players eight receptions for 93 yards (11.6 avg.), including a 20-yard touchdown pass vs. NYJ (12/10)... Moved into second in team annals in receiving touchdowns (56) and receiving yards (8,475)... Totaled five receptions for 69 yards (13.8 avg.) at Ind. (12/14), becoming the third Bronco in team history with three consecutive 70+ catch seasons... Caught four passes for 52 yards (13.0 avg.) at Was. (12/14).

2016: Thomas produced his fifth consecutive 90-catch, 1,000-yard season in 2016 (90-1,083-5 TD) in addition to earning his fifth straight Pro Bowl nod... Led the team with five catches for 90 yards (18.0 avg.) and caught a two-point conversion vs. Ind. (9/18), moving past WR Ed McCaffrey into fourth place on the team's all-time receptions list (465)... Tallied his 33rd career 100-yard game (6-100-1 TD) at Cin. (9/25)... Posted six catches for 94 yards (15.7 avg.) with one touchdown, passing WR Lionel Taylor into third place in the franchise's all-time receiving yardage list... Caught his 50th career touchdown and finished with five catches for 49 yards (9.8 avg.) vs. Atl. (10/9)... Reached 500 catches in his career in his 94th game at Oak. (11/6), becoming the second-fastest Bronco to reach that milestone (Lionel Taylor, 80 gms.)... Delivered his 34th career 100-yard game (10-126) at Ten. (12/11)... Caught seven passes for 91 yards (13.0 avg.) vs. N.E. (12/18), marking his fifth consecutive season with 1,000 yards receiving.

2015: Thomas surpassed 1,300 receiving yards (105-1,304, 6 TDs) in 2015 to join Marvin Harrison (5) and Jerry Rice (4) as the only players in NFL history with four consecutive seasons totaling at least 90 receptions and 1,300 receiving yards... Started all 16 games and selected to the Pro Bowl for the fourth consecutive season... Posted seven catches for 60 yards (8.6 avg.) in Denver's three postseason contents... Moved up to fourth place all-time in club history with 6,228 career receiving yards vs. N.E. (11/29)... Tied former WR Ed McCaffrey for third place in Broncos history with his 46th career touchdown reception at Pit. (12/20)... Passed Ring of Fame WR Rod Smith for the most 100-yard receiving games (32) in team history (regular season and postseason) vs. S.D. (1/3)... Set Denver's career postseason reception record (50) and finished with four catches for 40 yards (10.0 avg.) and a two-point conversion in the team's AFC Divisional Playoff Game vs. Pit. (1/17)... Caught one pass for eight yards and drew a third-down pass interference call in the end zone on the team's final drive in Denver's Super Bowl 50 victory vs. Car. (2/7).

2014: Thomas, who was voted a captain by his teammates, started all 16 regular-season games, earning his third straight Pro Bowl selection and second consecutive All-Pro second-team nod from the Associated Press after setting a Broncos single-season record with 1,619 yards on 111 receptions (14.6 avg.) with 11 touchdowns... Set a franchise single-season record for most games with 100-plus yards receiving (10) and became just the seventh player in pro football history with 10 such games in a single year... Recorded 100 receiving yards in Games 4-10 to tie for the second-longest streak in league history and set a club record... Joined Marvin Harrison and Jerry Rice as the only players in NFL history with three consecutive 1,400-yard, 10-touchdown seasons... Joined Broncos Ring of Famer Rod Smith (2000-01, '05) as the only receivers in franchise history to be named to at least three Pro Bowls... Teamed with Emmanuel Sanders to become only the second 100-catch duo in club history (Rod Smith/Ed McCaffrey, 2000)... Combined with Sanders to record the most receiving yards (3,023) and tie for the most receptions (212) by an offensive tandem in the NFL in 2014... Caught the game-tying two-point conversion pass from quarterback Peyton Manning to force overtime at Sea. (9/21)... Set a Broncos single-game receiving yardage record with his 226 yards vs. Ari. (10/5) and was named AFC Offensive Player of the Week for his performance... Caught 11 passes for 108 yards (9.8 avg.) at Oak. (11/9) to top 1,000 yards on the year and become just the fourth player in Broncos history with three consecutive 1,000-yard receiving seasons... Caught seven passes for 103 yards (14.7 avg.) at Stl. (11/19) to represent his seventh consecutive game with at least 100 yards receiving, marking the longest streak of its kind in team history and tying for the second-longest such streak in league history... Topped the 100-reception mark for the first time in his career with seven catches for 115 yards (16.4 avg.) at Cin. (12/22)... Caught five passes for 59 yards (11.8 avg.) with one touchdown in Denver's AFC Divisional Playoff Game vs. Ind. (1/11) to tie Rod Smith for the most postseason scoring receptions in franchise history.

2013: Thomas started all 16 regular-season games, earning his second consecutive Pro Bowl selection and Associated Press second-team All-Pro honors after posting 92 receptions for 1,430 yards (15.5 avg.) with 14 touchdowns... Ranked fourth in the NFL in receiving yards and second in receiving scores... Led all NFL players in receptions (28) and receiving yards (327) in the postseason in addition to collecting two touchdown catches in three playoff games... Posted his first career 10-catch game (10-94) vs. Oak. (9/23)... Recorded

THOMAS TAKING DOWN FRANCHISE RECEIVING RECORDS

MOST REC. YDS., SINGLE SEASON, BRONCOS HISTORY

Player	Year	No.
1. Demaryius Thomas	2014	1,619
2. Rod Smith	2000	1,602
3. Brandon Lloyd	2010	1,448
4. Demaryius Thomas	2012	1,434
5. Demaryius Thomas	2013	1,430

MOST RECEPTIONS, SINGLE SEASON, BRONCOS HISTORY

Player	Year	No.
1. Rod Smith	2000	113
2. Demaryius Thomas	2014	111
3. Demaryius Thomas	2015	105
4. Brandon Marshall	2008	104
5. Brandon Marshall	2007	102

THOMAS OWNS BRONCOS SINGLE-GAME RECEIVING MARKS

MOST RECEIVING YARDS, SINGLE GAME, BRONCOS REGULAR-SEASON HISTORY

	Player	Opponent	Rec.	Yds.	Avg.	TDs
1.	Demaryius Thomas	vs. Ari. (10/5/14)	8	226	28.3	2
2.	Shannon Sharpe	at K.C. (10/20/02)	12	214	17.8	2
3.	Jabar Gaffney	vs. K.C. (1/3/10)	14	213	15.2	0
4.	Rod Smith	vs. Atl. (10/31/04)	9	208	23.1	1
5.	Brandon Marshall	at Ind. (12/13/09)	21	200	9.5	2

MOST RECEIVING YARDS, SINGLE GAME, BRONCOS POSTSEASON HISTORY

	Player	Opponent	Rec.	Yds.	Avg.	TDs
1.	Demaryius Thomas	vs. Pit. (1/8/12)	4	204	51.0	1
2.	Steve Watson	vs. Pit. (12/30/84)	11	177	16.1	1
3.	Haven Moses	vs. Oak. (1/1/78)	5	168	33.6	2
4.	Shannon Sharpe	at LAA (1/9/94)	13	156	12.0	1
5.	Rod Smith	vs. Atl. (1/31/99)	5	152	30.4	1

his first three-touchdown game at S.D. (11/10) to earn AFC Offensive Player of the Week honors... Surpassed the 1,000-yard mark for the second straight season after catching three passes for 106 yards (35.3 avg.), including a game-long 77-yard reception, at K.C. (12/1)... Hauled in a game-high eight passes (54 yds.) and opened the scoring with a 2-yard touchdown catch in the first quarter of Denver's AFC Divisional Playoff Game vs. S.D. (1/12)... Caught seven passes for a game-high 134 yards (19.1 avg.) with one touchdown in Denver's AFC Championship Game vs. N.E. (1/19)... Set a Super Bowl record with 13 receptions for 118 yards (9.1 avg.) with one touchdown in Super Bowl XLVIII vs. Sea. (2/2).

2012: Thomas started all 16 regular-season games for the first time in his career and earned his first Pro Bowl selection after finishing as the team's leading receiver with 94 catches for 1,434 yards (15.3 avg.) and 10 touchdowns... Ranked in the league's top 10 in receiving yards (4th), receptions (8th), receiving average (2nd), touchdowns (7th) and 25+yard catches (2nd)... Topped the 100-yard mark in seven games... Caught quarterback Peyton Manning's 400th career touchdown throw when he took a screen pass 71 yards to the end zone in the third quarter vs. Pit. (9/9)... Surpassed the 1,000-yard mark for the first time in his career, finishing with a game-high 82 receiving yards (4-82) with one touchdown at K.C. (11/25)... Registered his second career multiple-touchdown game with a pair of scoring catches vs. T.B. (12/2)... Topped the 100-yard mark for the sixth game of the season vs. Cle. (12/23)... Made a 17-yard touchdown catch in Denver's AFC Divisional Playoff Game vs. Bal. (1/12).

2011: Thomas played 11 regular-season games (5 starts) and ranked second on the team with 32 receptions for 551 yards (17.2 avg.) with four touchdowns... Inactive for the first five games of the year while recovering from an offseason Achilles injury and a broken thumb suffered in training camp... Started both postseason contests and totaled 10 catches for 297 yards (29.7 avg.) with one score... Set a franchise record by leading the Broncos in receiving in the season's final seven games... Posted 25 receptions for 448 yards (17.9 avg.) with three touchdowns in Denver's final five regular-season games... Fueled Denver's 29-23 win vs. Pit. (1/8) in the AFC Wild Card Game when he caught an 80-yard touchdown on the first play of overtime (longest overtime scoring play in NFL postseason history)... Totaled four receptions for 204 yards against the Steelers to mark the most receiving yards by a Bronco in playoff history and the second-highest receiving average (51.0) in a single game in NFL annals.

2010: Selected by Denver in the first round (22nd overall) of the 2010 NFL Draft, Thomas played 10 games (2 starts) and totaled 22 receptions for 283 yards (12.9 avg.) with two touchdowns to go along with 16 kick-off returns for 398 yards (24.9 avg.)... Missed Denver's season opener at Jac. (9/12) with a foot injury that sidelined him the entire preseason... Recorded eight receptions for 97 yards (12.1 avg.) with one touchdown vs. Sea. (9/19) in his NFL debut to mark the second-most catches by a Broncos rookie in his pro debut and become just the ninth player in league history (since 1970) to record at least eight catches in his first NFL game... Caught a 17-yard touchdown over All-Pro cornerback Darrelle Revis vs. NYJ (10/17)... Inactive in Games 11-15 due to an ankle injury.

COLLEGE: Thomas played 39 games (36 starts) at Georgia Tech, where finished his career ranked fourth in school history in receiving yards (2,339), fourth in touchdown catches (15) and seventh in receptions (120)... Averaged nearly 20 yards per reception during his career, posting the fifth-best receiving average (19.5) in Atlantic Coast Conference history... Earned third-team All-America honors from the Associated Press and first-team All-ACC accolades as a senior in 2009 after ranking second in the nation with a school-record 25.1-yard average on 46 catches for 1,154 yards, which ranked second all-time in Georgia Tech annals.

PERSONAL: Thomas attended West Laurens High School in Montrose, Ga., where he was a first-team Class AA all-state selection by the *Atlanta Journal Constitution* and a two-time all-region and All-Heart of Georgia choice... Caught 56 passes for 756 yards (13.5 avg.) with seven touchdowns as a senior... Played on the school's state championship basketball team... First name is pronounced duh-MARE-ee-us... Demaryius Thomas was born on Dec. 25, 1987, in Montrose, Ga.

THOMAS' REGULAR SEASON RECORD

Year	Club	G	S	RECEIVING					KICKOFF RETURNS					SCORING						
				No.	Yds.	Avg.	LG	TD	No.	Yds.	Avg.	LG	TD	TD	TDr	TDp	TDrt	2pt	Pts.	
2010	Denver	10	2	22	283	12.9	31	2	16	398	24.9	65	0	2	0	2	0	0	0	12
2011	Denver	11	5	32	551	17.2	47	4	0	0	0.0	—	0	4	0	4	0	0	0	24
2012	Denver	16	16	94	1,434	15.3	71t	10	0	0	0.0	—	0	10	0	10	0	0	0	60
2013	Denver	16	16	92	1,430	15.5	78t	14	0	0	0.0	—	0	14	0	14	0	0	0	84
2014	Denver	16	16	111	1,619	14.6	86t	11	0	0	0.0	—	0	11	0	11	0	0	1	68
2015	Denver	16	16	105	1,304	12.4	48t	6	0	0	0.0	—	0	6	0	6	0	0	0	36
2016	Denver	16	16	90	1,083	12.0	55t	5	0	0	0.0	—	0	5	0	5	0	0	1	32
2017	Denver	15	15	77	892	11.6	40	4	0	0	0.0	—	0	4	0	4	0	0	0	124
CAREER TOTALS		116	102	623	8,596	13.8	86t	56	16	398	24.9	65	0	56	0	56	0	0	2	340

ADDITIONAL STATISTICS: Rushing — 2010 (2-1, 0.5 avg., 1 LG), 2011 (1 for 5), TOTAL (3-6, 2.0 avg., 5 LG). Special-teams tackles — 2010 (3), TOTAL (3). Miscellaneous tackles — 2010 (2), 2013 (2), 2015 (2), 2016 (1), TOTAL (7). Fumbles — 2010 (1 FR), TOTAL (1 FR).

THOMAS' POSTSEASON RECORD

Year	Club	G	S	RECEIVING					KICKOFF RETURNS					SCORING						
				No.	Yds.	Avg.	LG	TD	No.	Yds.	Avg.	LG	TD	TD	TDr	TDp	TDrt	2pt	Pts.	
2011	Denver	2	2	10	297	29.7	80t	1	0	0	0.0	—	0	1	0	1	0	0	0	6
2012	Denver	1	1	3	37	12.3	17t	1	0	0	0.0	—	0	1	0	1	0	0	0	6
2013	Denver	3	3	28	306	10.9	30	3	0	0	0.0	—	0	1	0	1	0	0	0	6
2014	Denver	1	1	5	59	11.8	24	1	0	0	0.0	—	0	1	0	1	0	0	0	6
2015	Denver	3	3	7	60	8.6	15	0	0	0	0.0	—	0	0	0	0	0	0	1	2
CAREER TOTALS		10	10	53	759	14.3	80t	6	0	0	0.0	—	0	3	0	3	0	0	1	26

THOMAS' SINGLE-GAME HIGHS

(Postseason in parentheses)

Receptions — 11 at Oakland, 11/9/14 (13* vs. Seattle, 2/2/14). **Receiving yards** — 226^ vs. Arizona, 10/5/14 (204^ vs. Pittsburgh, 1/8/12). **Longest reception** — 86t vs. Arizona, 10/5/14 (80t vs. Pittsburgh, 1/8/12). **Receiving touchdowns** — 3^, twice, last vs. Miami, 11/23/14 (1, six times, last vs. Indianapolis, 1/11/15). **Consecutive games with 100 receiving yards** — 7^, Games 4-10, 2014 (2, 1/19/14-2/2/14). **Kick returns** — 5 at San Francisco (London), 10/31/10 (none). **Kick return yards** — 144 at Tennessee, 10/3/10 (none). **Longest kick return** — 65 at Tennessee, 10/3/10 (none).

*Super Bowl Record; ^Broncos Record

THOMAS' 100-YARD RECEIVING GAMES (35: INCLUDES 3 POSTSEASON)

*denotes win (Thomas' teams are 27-8, including postseason, when he records 100 or more yards receiving in a game.)

Date	Opponent	No.	Yds.	Avg.	LG	TD
12/4/11	at Minnesota*	4	144	36.0	42	2
12/18/11	vs. New England	7	116	16.6	39	0
1/8/12	vs. Pittsburgh*^	4	204	51.0	80t	1
9/9/12	vs. Pittsburgh*	5	110	22.0	71t	1
9/30/12	vs. Oakland*	5	103	20.6	40	0
10/7/12	at New England	9	180	20.0	38	0
10/28/12	vs. New Orleans*	7	137	19.6	41	1
11/11/12	at Carolina*	9	135	15.0	46	0
12/23/12	vs. Cleveland*	9	102	11.3	23	1
12/30/12	vs. Kansas City*	7	122	17.4	36	1
9/5/13	vs. Baltimore*	5	161	32.2	78t	2
11/10/13	at San Diego*	7	108	15.4	34t	3
11/17/13	vs. Kansas City*	5	121	24.2	70	0
12/1/13	at Kansas City*	3	106	35.3	77	0
12/22/13	at Houston*	8	123	15.4	36t	1
12/29/13	at Oakland*	6	113	18.8	63t	2
1/19/14	vs. New England*^	7	134	19.1	30	1
2/2/14	vs. Seattle^	13	118	9.1	23	1
10/5/14	vs. Arizona*	8	226	28.3	86t	2
10/12/14	at N.Y. Jets*	10	124	12.4	54	1
10/19/14	vs. San Francisco*	8	171	21.4	49	2
10/23/14	vs. San Diego*	8	105	13.1	23	0
11/2/14	at New England	7	127	18.1	41	0
11/9/14	at Oakland*	11	108	9.8	21	0
11/16/14	at St. Louis	7	103	14.7	23	0
12/14/14	at San Diego*	6	123	20.5	36	1
12/22/14	at Cincinnati	7	115	16.4	46	0
12/28/14	vs. Oakland*	8	115	14.4	27	0
9/17/15	at Kansas City*	8	116	14.5	22	0
10/18/15	at Cleveland*	10	111	11.1	20	0
11/1/15	vs. Green Bay*	8	164	21.0	47	0
1/3/16	vs. San Diego*	5	117	23.4	72t	1
9/25/16	at Cincinnati*	6	100	16.7	55t	1
12/11/16	at Tennessee	10	126	12.6	34	0
10/15/17	vs. New York Giants	10	133	13.3	40	0

^Playoff Game

DEMARIUS THOMAS' 2017 GAME-BY-GAME

(Victories asterisked)

2017 DENVER (5-10)			RECEIVING					SCORING	
Date	Opponent	P/S	No.	Yds.	Avg.	LG	TD	2pt.	Pts.
Sep 11	vs. LA Chargers*	S	5	67	13.4	29	0	0	0
Sep 17	vs. Dallas*	S	6	71	11.8	27	0	0	0
Sep 24	at Buffalo	S	6	98	16.3	20	0	0	0
Oct 1	vs. Oakland*	S	1	11	11.0	11	0	0	0
Oct 15	vs. New York Giants	S	10	133	13.3	40	0	0	0
Oct 22	at LA Chargers	S	2	9	4.5	13	0	0	0
Oct 30	at Kansas City	S	5	66	13.2	22	0	0	0
Nov 5	at Philadelphia	S	7	80	8.8	14	1	0	6
Nov 12	vs. New England	S	5	44	8.8	27	1	0	6
Nov 19	vs. Cincinnati	S	5	64	12.8	17t	1	0	6
Nov 26	at Oakland	S	5	18	3.6	6	0	0	0
Dec 3	at Miami	S	2	27	13.5	20	0	0	0
Dec 10	vs. New York Jets*	S	8	93	11.6	25	1	0	6
Dec 14	at Indianapolis*	S	5	69	13.8	23	0	0	0
Dec 24	at Washington	S	4	52	13.0	24	0	0	0
Season Totals		15/15	77	892	11.6	40	4	0	24



DYMONTE THOMAS

35

SAFETY



6-2 • 199 • R • MICHIGAN

BORN: Nov. 30, 1993, in Alliance, Ohio

HIGH SCHOOL: Marlinton High School, Alliance, Ohio

ACQUIRED: College Free Agent, 2017

NFL YEAR: 1st • **YEAR WITH BRONCOS:** 1st

NFL GAMES PLAYED/STARTED: 2/0

THOMAS AT A GLANCE:

- A rookie safety who played two games as a rookie with Denver in 2017.
- Appeared in 47 games (21 starts) at the University of Michigan, registering 128 tackles (81 solo), one interception (4 yds.), 18 passes defensed, one forced fumble and one fumble recovery
- Entered the NFL as a college free agent with Denver on May 12, 2017.

CAREER TRANSACTIONS: Signed by Denver as a college free agent 5/12/17; Waived by Denver 9/2/17; Signed by Denver (practice squad) 9/3/17; Signed by Denver (active roster) 12/14/17.



2017: Thomas spent the first 13 games of the season on Denver's practice squad before being promoted to the active roster on Dec. 14... Made his NFL debut on defense and special teams at Ind. (12/14)... Assisted on two tackles at Was. (12/24).

COLLEGE: Thomas appeared in 47 games (21 starts) at Michigan, registering 128 tackles (81 solo), one interception (4 yds.), 18 passes defensed, one forced fumble and one fumble recovery... Started all 13 games as a senior, posting 70 tackles (40 solo), one interception (4 yds.), 11 passes defensed and one fumble recovery... Played 10 games (4 starts) in 2015, tallying 24 tackles (17 solo) and seven passes defensed.

PERSONAL: Thomas attended Marlinton High School in Alliance, Ohio, where he registered 70 tackles, one interception and one fumble recovery in addition to rushing for 1,270 yards and 18 touchdowns on 175 carries as a senior... Contributed 102 tackles and one interception on defense and rushed for 875 yards and 13 touchdowns on offense as a junior... Dymonte (dih-MON-tay) Thomas was born on Nov. 30, 1993, in Alliance, Ohio.


THOMAS' REGULAR SEASON RECORD

Year	Club	G	S	UT	A	TT	S-Yds.	I-Yds.	PD	FF	FR	TD-Int.	TD-FR	S	Pts.
2017	Denver	2	0	0	2	2	0-0	0-0	0	0	0	0	0	0	0
CAREER TOTALS		2	0	0	2	2	0-0	0-0	0	0	0	0	0	0	0

DYMONTE THOMAS' 2017 GAME-BY-GAME

(Victories asterisked)

2017 DENVER (5-10)		TACKLES									
Date	Opponent	P/S	UT	A	TT	S-Yds.	I-Yds.	PD	FF	FR	
GAMES 1-13											
PRACTICE SQUAD											
Dec 14	at Indianapolis*	P	0	0	0	0-0	0-0	0	0	0	
Dec 24	at Washington	P	0	2	2	0-0	0-0	0	0	0	
Season Totals			2/0	0	2	2	0-0	0-0	0	0	0



AUSTIN TRAYLOR

86

TIGHT END



6-3 • 255 • 1ST YR. • WISCONSIN

BORN: Sept. 3, 1993, in Columbus, Ohio

HIGH SCHOOL: Walnut Ridge High School, Columbus, Ohio

ACQUIRED: Practice Squad Signee (2016)

NFL YEAR: 1st • **YEAR WITH BRONCOS:** 1st

NFL GAMES PLAYED/STARTED: 6/3

TRAYLOR AT A GLANCE:

- A first-year tight end who has appeared in six games (3 starts) with Denver in 2017 after spending his rookie season competing on practice squads with Dallas, San Diego, New England and Baltimore before coming to Denver in Week 16.
- Started 18-of-38 games played at the University of Wisconsin, catching 17 passes for 234 yards (13.8 avg.) with four touchdowns.
- Joined the Broncos as a practice squad signee on Dec. 20, 2016.
- Entered the NFL as a college free agent with Dallas on May 17, 2016.

CAREER TRANSACTIONS: Signed by Dallas as a college free agent 5/17/16; Waived by Dallas 9/3/16; Signed by Dallas (practice squad) 9/4/16; Waived by Dallas 9/14/16; Signed by San Diego (practice squad) 9/20/16; waived by San Diego 10/4/16; Signed by New England (practice squad) 11/1/16; Waived by New England 11/12/16; Signed by Baltimore (practice squad) 11/15/16; Waived by Baltimore 11/19/16; Signed by Denver (practice squad) 12/20/16; Waived by Denver 9/2/17; Signed by Denver (practice squad) 9/3/17; Signed by Denver (active roster) 11/18/17.



2017: Traylor spent the first 10 weeks of the season on Denver's practice squad after competing with the team during training camp... Caught four passes for 36 yards (9.0 avg.) in his NFL debut and first start vs. Cin. (11/19)... Made one catch for 36 yards at Oak. (11/26)... Caught two passes for 16 yards at Mia. (12/3)... Opened the game vs. NYJ (12/10) and at Ind. (12/14)... Caught one pass for 14 yards at Was. (12/24).

2016: Traylor, who entered the NFL as a college free agent with Dallas on May 17, 2016, competed on practice squads with Dallas, San Diego, New England, Baltimore and Denver.

COLLEGE: Traylor started 18-of-38 games played at the University of Wisconsin, catching 17 passes for 234 yards (13.8 avg.) with four touchdowns... Opened all eight games played as a redshirt senior, catching 14 passes for 210 yards (15.0 avg.) with four touchdowns... Helped block for the nation's third-ranked rushing offense (320.1 ypg) as a junior... Played 16 games between his freshman and sophomore seasons, contributing as a blocking tight end and on special teams.

PERSONAL: Traylor attended Walnut Ridge High School in Columbus, Ohio, where he played tight end and defensive end... Totaled 639 receiving yards and four touchdowns on offense and 99 tackles and 10 sacks on defense as a senior... Lettered four times in basketball, winning the Columbus County Slam Dunk Contest... Graduated in May 2015 with a degree in retailing and consumer behavior... Austin Traylor was born on Sept. 3, 1993, in Columbus, Ohio.

TRAYLOR'S REGULAR SEASON RECORD

Year	Club	RECEIVING							SCORING					
		G	S	No.	Yds.	Avg.	LG	TD	TD	TDr	TDp	TDrt	2pt	Pts.
2017	Denver	6	3	8	100	12.5	34	0	0	0	0	0	0	0
CAREER TOTALS		6	3	8	100	12.5	34	0	0	0	0	0	0	0

ADDITIONAL STATISTICS: Miscellaneous tackles — 2017 (1), TOTAL (1).

TRAYLOR'S SINGLE-GAME HIGHS

(Postseason in parentheses)

Receptions — 4 vs. Cincinnati, 11/19/17 (none). **Receiving yards** — 36 at Oakland, 11/26/17 (none). **Longest reception** — 34 at Oakland, 11/26/17 (none).

AUSTIN TRAYLOR'S 2017 GAME-BY-GAME

(Victories asterisked)

2017 DENVER (5-10)		RECEIVING					SCORING		
Date	Opponent	P/S	No.	Yds.	Avg.	LG	TD	2pt.	Pts.
GAMES 1-9									
PRACTICE SQUAD									
SIGNED BY DENVER (ACTIVE ROSTER) ON NOV. 18									
Nov 19	vs. Cincinnati	S	4	36	9.0	13	0	0	0
Nov 26	at Oakland	P	1	34	34.0	34	0	0	0
Dec 3	at Miami	P	2	16	8.0	10	0	0	0
Dec 10	vs. New York Jets*	S	0	0	—	—	0	0	0
Dec 14	at Indianapolis*	S	0	0	—	—	0	0	0
Dec 24	at Washington	P	1	14	14.0	14	0	0	0
Season Totals		6/3	8	100	12.5	36	0	0	0



DEMARCUS WALKER

57

OUTSIDE LINEBACKER

6-4 • 280 • R • FLORIDA STATE

BORN: Sept. 30, 1994, in Jacksonville, Fla.

HIGH SCHOOL: Sandalwood High School, Jacksonville, Fla.

ACQUIRED: Draft #2 (51st overall), 2017

NFL YEAR: 1st • **YEAR WITH BRONCOS:** 1st

NFL GAMES PLAYED/STARTED: 9/0



WALKER AT A GLANCE:

- A rookie outside linebacker who has played nine games with Denver as a rookie in 2017.
- Started 40-of-52 games played as a defensive lineman at Florida State University, totaling 164 tackles (90 solo), 28.5 sacks (189 yds.), eight passes defended, eight forced fumbles and two fumble recoveries.
- Finished his collegiate career ranked third in FSU history with 28.5 sacks.
- Posted the third-highest single-season sack total (16.0-118) in Seminoles history as a senior in addition to finishing second on the team with 68 tackles (46 solo).
- Named a consensus All-American, ACC Defensive Player of the Year, Hendrick's Award finalist and Lombardi Award semifinalist following his senior season in 2016.
- Selected by the Broncos in the second round (51st overall) of the 2017 NFL Draft.

CAREER TRANSACTIONS: Signed by Denver as a draft choice 5/15/17.



2017: Walker made his NFL debut at LAC (9/11)... Saw action on defense and special teams vs. Dal. (9/17), at Buf. (9/24) and vs. Oak. (10/1)... Made one solo tackle vs. NYG (10/15) and at LAC (10/22)... Was inactive at K.C. (10/30), at Phi. (11/5), vs. N.E. (11/12), vs. Cin. (11/19) and at Oak. (11/26)... Posted one solo tackle at Mia. (12/3) and vs. NYJ (12/10)... Was inactive at Ind. (12/14)... Had one quarterback hit at Was. (12/24).

COLLEGE: Walker was named a consensus All-American, the Atlantic Coast Conference Defensive Player of the Year, a Hendrick's Award finalist and a Lombardi Award semifinalist following his senior season at Florida State University as a senior... Posted the third-highest single-season sack total in school history and second-highest total in the NCAA (16.0-118) while opening all 13 games for the second consecutive season... Added 68 tackles (46 solo), two passes defended, three forced fumbles and two fumble recoveries... Registered multiple sacks on five occasions... Earned National Player of the Week honors after recording 4.5 sacks against Ole Miss (9/5)... Opened all 13 games, totaling 58 tackles (26 solo), 10.5 sacks (58 yds.), six passes defended and four forced fumbles... Earned All-ACC honors as his sack total was the second-highest in school history in four seasons.

PERSONAL: Walker played defensive line at Sandalwood High School in Jacksonville, Fla., where he was named all-state by the Associated Press and All-Area by the *Florida Times Union*... Rated as a consensus five-star prospect during recruitment... Majored in social science at Florida State... DeMarcus Walker was born on Sept. 30, 1994, in Jacksonville, Fla.

WALKER'S REGULAR SEASON RECORD

Year	Club	G	S	UT	A	TT	S-Yds.	I-Yds.	PD	FF	FR	TD-Int.	TD-FR	S	Pts.
2017	Denver	9	0	4	0	4	0-0	0-0	0	0	0	0	0	0	0
CAREER TOTALS		9	0	4	0	4	0-0	0-0	0	0	0	0	0	0	0

DEMARCUS WALKER'S 2017 GAME-BY-GAME

(Victories asterisked)

2017 DENVER (5-10)		TACKLES									
Date	Opponent	P/S	UT	A	TT	S-Yds.	I-Yds.	PD	FF	FR	
Sep 11	vs. LA Chargers*	P	0	0	0	0-0	0-0	0	0	0	
Sep 17	vs. Dallas*	P	0	0	0	0-0	0-0	0	0	0	
Sep 24	at Buffalo	P	0	0	0	0-0	0-0	0	0	0	
Oct 1	vs. Oakland*	P	0	0	0	0-0	0-0	0	0	0	
Oct 15	vs. New York Giants	P	1	0	1	0-0	0-0	0	0	0	
Oct 22	at LA Chargers	P	1	0	1	0-0	0-0	0	0	0	
GAMES 7-11		INACTIVE									
Dec 3	at Miami	P	1	0	1	0-0	0-0	0	0	0	
Dec 10	vs. New York Jets	P	1	0	1	0-0	0-0	0	0	0	
Dec 14	at Indianapolis*	INACTIVE									
Dec 24	at Washington	P	0	0	0	0-0	0-0	0	0	0	
Season Totals			9/0	4	0	4	0-0	0-0	0	0	0



ELIJAH WILKINSON

68

TACKLE



6-6 • 329 • R • MASSACHUSETTS
BORN: Feb. 10, 1995, in Dowington, Pa.
HIGH SCHOOL: Dowington (Pa.) High School
ACQUIRED: College Free Agent, 2017
NFL YEAR: 1st • **YEAR WITH BRONCOS:** 1st
NFL GAMES PLAYED/STARTED: 8/0

WILKINSON AT A GLANCE:

- A rookie offensive tackle who has appeared in eight games after spending time competing on Denver’s practice squad.
- Appeared in 37 games, including 33 starts for the University of Massachusetts at right tackle.
- Entered the NFL with Denver as college free agent on May 12, 2017.

CAREER TRANSACTIONS: Signed by Denver as a college free agent 5/12/17; Waived by Denver 9/2/17; Signed by Denver (practice squad) 9/3/17; Signed by Denver (active roster) 10/21/17.




2017: Wilkinson competed on Denver’s practice squad for the first six weeks of the season before being signed to the active roster on Oct. 21... Was active but did not play at LAC (10/22)... Made his NFL debut at K.C. (10/30) on special teams... Saw action on special teams at Phi. (11/5)... Played two snaps at right tackle vs. N.E. (11/12)... Saw action on special teams vs. Cin. (11/19), at Oak. (11/26), at Mia (12/3), vs. NYJ (12/10) and at Ind. (12/14)... Was inactive at Was. (12/24).

COLLEGE: Wilkinson appeared in 37 games, including 33 starts for the University of Massachusetts at right tackle... Started all nine games played at right tackle in 2016, helping the offense average 356.2 yards per game... Opened all 10 games as a junior, blocking for a passing offense that ranked fourth in the Mid-American Conference in passing offense (257.5 ypg)... Started 12 games as a sophomore, paving the way for an offense that averaged 27.3 points per game and 421.1 yards per game... Played six games (2 starts) as a freshman, seeing action on both the defensive and offensive lines

PERSONAL: Wilkinson attended Dowington (Pa.) West High School, where he was named to the *Philadelphia Inquirer* All-Southeastern Pennsylvania Second Team... Elijah Wilkinson was born on Feb. 10, 1995, in Dowington, Pa.

WILKINSON'S REGULAR SEASON RECORD

Year	Club	G	S
2017	Denver	8	0
CAREER TOTALS		8	0



JAKE BUTT

80

TIGHT END

6-6 • 250 • R • MICHIGAN

BORN: July 11, 1995, in Pickerington, Ohio

HIGH SCHOOL: Pickerington (Ohio) North High School

ACQUIRED: Draft #5a (145th overall), 2017

NFL YEAR: 1st • **YEAR WITH BRONCOS:** 1st

NFL GAMES PLAYED/STARTED: 0/0



BUTT AT A GLANCE:

- A tight end who started 39-of-47 games played for the University of Michigan, finishing his career as the top player in his position in school history.
- Set the school record for receptions (138) and yards (1,646) as a tight end in addition to scoring 11 touchdowns.
- Won the John Mackey Award (nation's top tight end) following his senior season in 2016 after totaling 46 catches for 546 yards (11.9 avg.) with four touchdowns.
- Chosen as the NCAA's Senior CLASS (Celebrating Loyalty and Achievement for Staying in School) award winner in 2016 for his off-the-field impact.
- Named a consensus All-American as a senior in addition to being placed on the Big-10 Conference's first-team.
- Caught 51 passes for 654 yards (12.8 avg.) with three touchdowns as a junior, earning Associated Press Second-Team All-American and First-Team All-Big 10 honors.
- Combined for 41 catches for 446 yards (10.9 avg.) with four touchdowns between his freshman and sophomore seasons.
- Selected by the Broncos in the fifth round (145th overall) of the 2017 NFL Draft.



2017: Butt began his rookie season on the NFI list.

COLLEGE: Butt won the John Mackey Award (nation's top tight end) following his senior season at the University of Michigan after totaling 46 catches for 546 yards (11.9 avg.) with four touchdowns... Finished his career as the program's record holder for a tight end in receptions (138) and yards (1,646)... Earned consensus All-America honors in addition to being named to the Big-10 Conference's first team... Made seven catches for 86 yards (12.3 avg.) with two scores against Central Florida (9/10), giving him 100 receptions for his career as well as his first career multi-TD game... Grabbed three passes for 28 yards vs. Florida State in the Orange Bowl (12/30) before tearing his ACL in his final collegiate game... Opened 11-of-13 games played, finishing with 51 receptions for 654 yards (12.8 avg.) with three touchdowns... Selected as a semifinalist for the Mackey Award... Earned Associated Press All-American Second-Team and First-Team All-Big 10 honors.

PERSONAL: Butt caught 96 passes for 1,361 yards (14.2 avg.) with 20 touchdowns and posted 142 tackles and 20.5 sacks during his high school career at Pickerington (Ohio) North High School... Hauled in 68 receptions for 907 yards (13.3 avg.) with 12 touchdowns as a senior... Received AP Division I All-Ohio first-team recognition as a senior... Attended but did not participate in the Army All-America Game due to injury... Chosen as the NCAA's Senior CLASS (Celebrating Loyalty and Achievement for Staying in School) award winner in 2016 for his off-the-field impact... Jake Butt was born on July 11, 1995, in Pickerington, Ohio.

BUTT'S COLLEGIATE RECORD — MICHIGAN

Year	School	G	S	RECEIVING					SCORING					
				No.	Yds.	Avg.	LG	TD	TD	TDr	TDp	TDrt	2pt.	Pts.
2013	Michigan	13	8	20	245	11.8	37	2	2	0	2	0	0	12
2014	Michigan	10	5	21	211	10.0	29	2	2	0	2	0	1	14
2015	Michigan	13	11	51	654	12.8	56	3	3	0	3	0	0	18
2016	Michigan	13	13	46	546	11.9	37	4	4	0	4	0	0	24
CAREER TOTALS		49	37	138	1,646	11.9	56	11	11	0	11	0	1	68



JARED CRICK

93

DEFENSIVE END

6-4 • 285 • 6YH YR. • NEBRASKA

BORN: Aug. 21, 1989, in Cozad, Neb.

HIGH SCHOOL: Cozad (Neb.) High School

ACQUIRED: Unrestricted Free Agent, 2016

NFL YEAR: 6th • YEAR WITH BRONCOS: 2nd

NFL GAMES PLAYED/STARTED: 79/47 • POSTSEASON GP/GS: 3/1



CRICK AT A GLANCE:

- A sixth-year defensive lineman who appeared in 79 regular-season games (47 starts) and three postseason contests (1 starts) with Houston (2012-15) and Denver (2016-17).
- Totaled 199 tackles (113 solo), 8.5 sacks (51.5 yds.), 19 passes defended, three forced fumbles and two fumble recoveries during his first five NFL seasons.
- Started 15-of-16 games played with Denver in 2016, finishing with 53 tackles (32 solo), three sacks (17.5 yds.), two forced fumble and six passes defended.
- Opened all 16 regular-season contests and one postseason game for Houston in 2015, recording 48 tackles (28 solo), two sacks (14 yds.), two forced fumbles and two fumble recoveries.
- Set career highs in 2014 for tackles (56), sacks (3.5) and passes defended (6) while playing under Broncos Defensive Line Coach Bill Kollar.
- Played 42 games (33 starts) at the University of Nebraska, totaling 167 tackles (75 solo), 20 sacks (145 yds.), eight passes defended and two blocked kicks.
- Named to the All-Big 12 Conference first team and Associated Press All-America second team as a junior for Nebraska after posting 73 tackles and 9.5 sacks (57 yds.)
- Joined the Broncos as an unrestricted free agent on April 6, 2016.
- Selected by the Texans in the fourth round (126th overall) of the 2012 NFL Draft.

CAREER TRANSACTIONS: Signed by Houston as a draft choice 5/14/12; Signed by Denver as an unrestricted free agent 4/6/16.



2017: Crick was inactive vs. LAC (9/11)... Was placed on injured reserve on Sept. 15.

2016: Crick saw action in all 16 games (15 starts) in his first year with Denver, ending the season with 53 tackles (32 solo), three sacks (17.5 yds.), six passes defended and two forced fumbles... Made one solo tackle vs. Car. (9/8) in his Broncos debut... Tallied three tackles (2 solo), 0.5 sacks (4.5 yds.) and four quarterback hits at T.B. (10/2)... Notched five tackles (3 solo) vs. Atl. (10/9)... Tallied five tackles (3 solo) and 0.5 sacks (6 yds.) at S.D. (10/13)... Totaled two tackles (1 solo), one sack (3 yds.) and two passes defended vs. S.D. (10/30)... Posted four tackles (2 solo) and forced a fumble at N.O. (11/13)... Notched six tackles (3 solo) vs. K.C. (11/27)... Strip-sacked Tom Brady (4 yds.) and finished with seven tackles (6 solo) vs. N.E. (12/18).

2015: Crick opened all 16 games for the first time in his career, recording 48 tackles (28 solo), two sacks (14 yds.), two passes defended, one forced fumble and two fumble recoveries... Tallied multiple defensive stops in 12 games... Started and recorded five tackles (2 solo) in Houston's AFC Wild Card Playoff Game vs. K.C. (1/9).

2014: Crick saw action in all 16 games (15 starts) and posted career highs in tackles (56), sacks (3.5) and passes defended (6)... Tallied five or more tackles in six contests, including a career-best nine stops (2 solo) vs. Cin. (11/23)... Posted his first career sack vs. Buf. (9/28)... Finished the season with sacks in consecutive contests vs. Bal. (12/21) and vs. Jac. (12/28).

2013: Crick appeared in all 16 contests (1 start), registering 20 tackles (11 solo) and three passes defended... Made his first career start in Houston's season opener at S.D. (9/9).

2012: Selected by the Houston Texans in the fourth round (126th overall) of the 2012 NFL Draft, Crick saw action in 15 regular-season games and two playoff contests during his rookie campaign... Posted 22 tackles (13 solo) and two passes defended... Made his NFL debut vs. Mia. (9/9)... Appeared in both of Houston's postseason games, recording one tackle in Houston's AFC Divisional Playoff Game at N.E. (1/13).

COLLEGE: Crick appeared in 42 games for the University of Nebraska, opening 33 consecutive contests before suffering a season-ending pectoral injury his senior season... Totaled 167 tackles (75 solo), 20 sacks (145 yds.), eight passes defended, one forced fumble, two fumble recoveries and two blocked kicks... Finished his collegiate career ranked eighth on Nebraska's all-time sacks list (20)... Named to the All-Big 12 Conference first team and Associated Press All-America second team as a junior after posting 73 tackles and 9.5 sacks (57 yds.)... Received All-Big 12 Conference first-team honors following his sophomore year... Earned the Brook Berringer Memorial Scholarship for his community work and was Nebraska's first-ever winner of a Big Ten



Sportsmanship Award.

PERSONAL: Crick was a three-sport star at Cozad (Neb.) High School, competing in football, basketball and track and field... Earned All-Nebraska honors as a junior and senior from the *Omaha World-Herald* and the *Lincoln Journal Star*... Played defensive end and tight end as a senior, making 68 tackles and catching 15 passes for 284 yards and four touchdowns... Jared Crick was born on Aug. 21, 1989.

CRICK'S REGULAR SEASON RECORD

Year	Club	G	S	UT	A	TT	S-Yds.	I-Yds.	PD	FF	FR	TD-Int.	TD-FR	S	Pts.
2012	Houston	15	0	13	9	22	0-0	0-0	2	0	0	0	0	0	0
2013	Houston	16	1	11	9	20	0-0	0-0	3	0	0	0	0	0	0
2014	Houston	16	15	29	27	56	3.5-20	0-0	6	0	0	0	0	0	0
2015	Houston	16	16	28	20	48	2.0-14	0-0	2	1	2	0	0	0	0
2016	Denver	16	15	32	21	53	3-17.5	0-0	6	2	0	0	0	0	0
2017	Denevr	0	0	0	0	0	0-0	0-0	0	0	0	0	0	0	0
CAREER TOTALS		79	47	113	86	199	8.5-51.5	0-0	19	3	2	0	0	0	0

CRICK'S POSTSEASON RECORD

Year	Club	G	S	UT	A	TT	S-Yds.	I-Yds.	PD	FF	FR	TD-Int.	TD-FR	S	Pts.
2012	Houston	2	0	0	1	1	0-0	0-0	0	0	0	0	0	0	0
2015	Houston	1	1	2	3	5	0-0	0-0	0	0	0	0	0	0	0
CAREER TOTALS		3	1	2	4	6	0-0	0-0	0	0	0	0	0	0	0

CRICK'S SINGLE-GAME HIGHS

(Postseason in parentheses)

Tackles — 9 vs. Cincinnati, 11/23/14 (5 vs. Kansas City, 1/9/16). **Sacks** — 1.5 vs. Buffalo, 9/28/14 (none). **Sack yards** — 10 vs. Baltimore, 12/21/14 (none). **Forced Fumbles** — 1, twice, last at New Orleans, 11/13/16 (none).

JARED CRICK'S 2017 GAME-BY-GAME

(Victories asterisked)

2017 DENVER (1-0)		TACKLES									
Date	Opponent	P/S	UT	A	TT	S-Yds.	I-Yds.	PD	FF	FR	
Sep 11	vs. LA Chargers*										INACTIVE
Season Totals											



CARLOS HENDERSON

11

WIDE RECEIVER



5-11 • 199 • R • LOUISIANA TECH

BORN: Dec. 19, 1994, in New Orleans

HIGH SCHOOL: McDonogh 35 High School, New Orleans

ACQUIRED: Draft #3a (82nd overall), 2017

NFL YEAR: 1st • **YEAR WITH BRONCOS:** 1st

NFL GAMES PLAYED/STARTED: 0/0

HENDERSON AT A GLANCE:

- A wide receiver who started 28-of-36 games played in three seasons at Louisiana Tech, totaling 147 receptions for 2,878 yards (19.6 avg.) with 28 touchdowns and returning 79 kickoffs for 2,094 yards (26.5 avg.) with three touchdowns.
- Enjoyed his best collegiate season as a redshirt junior, averaging more than 100 yards per game receiving (118.0 ypg) and scoring 23 total touchdowns (19 receiving, 2 rushing, 2 return)—the fourth-most in FBS.
- Finished the 2016 season with 82 receptions for 1,535 yards (18.6 avg.) with 19 touchdowns while adding 133 yards rushing and two touchdowns on 14 carries (9.5 avg.).
- Named Conference USA's Offensive Player of the Year and Special Teams Player of the Year in 2016, marking the first time in league history a player captured both awards in one season.
- Earned All-Conference USA honors as a kick returner in all three years at La. Tech while also being recognized as a receiver in 2015 and '16.
- Received first-team all-state and first-team All-Parish honors as a senior at McDonogh 35 High School in New Orleans.
- Selected by the Broncos in the third round (82nd overall) of the 2017 NFL Draft.



2017: Henderson was placed on injured reserve on Sept. 2.


COLLEGE: Henderson was named Conference USA's Offensive and Special Teams Player of the Year in 2016, marking the first time in league history a player captured both awards in the same season... Recorded 2,473 all-purpose yards (190.2 ypg) in 13 games played (12 starts)... Ranked fourth in FBS with 23 total touchdowns (19 receiving, 2 rushing, 2 return)... Registered 82 receptions for 1,535 yards (18.6 avg.) with 19 touchdowns in addition to rushing 14 times for 133 yards (9.5 avg.) with two scores... Contributed 25 kickoff returns for 805 yards (32.2 avg.) with two touchdowns... Caught eight passes for 232 yards (29.0 avg.) with three touchdowns and 12 passes for 326 yards (27.2 avg.) with five touchdowns against WKU and UMass, respectively... Opened 10-of-11 games played, earning honorable-mention All-Conference USA honors as a wide receiver and kick returner in 2015... Tallied 36 catches for 774 yards (21.5 avg.) with five touchdowns while adding five rushes for 54 yards (10.8 avg.)... Appeared in 12 games (6 starts) as a redshirt freshman... Named Honorable-Mention All-Conference USA as a kick returner after returning 33 kickoffs for 826 yards (25.0 avg.) with one touchdown.

HIGH SCHOOL: Henderson received first-team all-state and first team all-Parish honors along with all-New Orleans area and all-district honors as a high school senior at McDonogh 35 High School... Selected to play in the 2013 Lake Pontchartrain All-Star Classic... Carlos Henderson was born on Dec. 19, 1994, in New Orleans.

HENDERSON'S COLLEGIATE RECORD — LOUISIANA TECH

Year	School	G	S	RECEIVING				RUSHING				SCORING							
				No.	Yds.	Avg.	LG	TD	No.	Yds.	Avg.	LG	TD	TD	TDr	TDp	TDrt	2pt	Pts.
2013	La. Tech																		
2014	La. Tech	12	6	29	569	19.6	72	4	13	80	5.4	27	1	6	1	4	1	0	36
2015	La. Tech	11	10	36	774	21.5	55	5	5	54	10.8	19	0	5	0	5	0	0	30
2016	La. Tech	13	12	82	1,535	18.6	83	19	14	133	9.5	35	2	23	2	19	2	0	138
CAREER TOTALS		36	28	147	2,878	19.6	83	28	32	267	8.3	35	3	34	3	28	3	0	204

ADDITIONAL STATISTICS: Kickoff Returns — 2014 (33 for 826 yards, 25.0 avg., 96t LG, 1 TD), 2015 (21 for 463 yards, 22.0 avg., 57 LG, 0 TD), 2016 (25 for 805 yards, 32.2 avg., 92t LG, 2 TDs), TOTAL (79 for 2,094 yards, 26.5 avg., 96t LG, 3 TDs).



CHAD KELLY

6

QUARTERBACK



6-2 • 224 • R • MISSISSIPPI

BORN: March 26, 1994, in Buffalo, N.Y.

HIGH SCHOOL: St. Joseph's Collegiate Institute, Buffalo, N.Y.

ACQUIRED: Draft #7 (253rd overall), 2017

NFL YEAR: 1st • **YEAR WITH BRONCOS:** 1st

NFL GAMES PLAYED/STARTED: 0/0

KELLY AT A GLANCE:

- A quarterback who started 34-of-39 games played at the University of Mississippi (2015-16), East Mississippi Junior College (2014) and Clemson University (2012-13).
- Completed 816-of-1,256 passes (62.5%) for 10,763 yards with 97 touchdowns and 29 interceptions (157.8 rtg.) while rushing 263 times for 1,395 yards (4.1 avg.) with 20 touchdowns.
- Opened all 22 games played at Ole Miss, completing 503-of-786 passes (64.0%) for 6,800 yards with 50 touchdowns and 21 interceptions (152.3 rtg.) while adding 188 carries for 832 yards (4.4) with 15 touchdowns.
- Finished his career at Ole Miss ranked third in career passing yards (6,800) and passing touchdowns (50).
- Earned All-Southeastern Conference Honors as a redshirt junior and senior, setting the school record with 22 consecutive games with a passing touchdown during that span.
- Named one of 10 Manning Award finalists (nation's top quarterback) as a redshirt junior after passing for 4,042 yards with 31 touchdowns and 13 interceptions (155.9 rtg.)
- Selected by the Broncos with the final pick in the seventh round (253rd overall) of the 2017 NFL Draft, becoming the first 'Mr. Irrelevant' in team history.




2017: Kelly began his rookie season on the NFI list.

COLLEGE: Kelly started 34-of-39 games played at the University of Mississippi (2015-16), East Mississippi Junior College (2014) and Clemson University (2012-13)... Opened all nine games played at Ole Miss in 2016, completing 205-of-328 passes (62.5%) for 2,758 yards with 19 touchdowns and eight interceptions (147.4 rtg.)... Earned second-team All-Southeastern Conference honors... Finished his collegiate career ranked third in school history with 6,800 passing yards and 50 passing touchdowns... Started all 13 games played in his first season at Ole Miss, completing 298-of-458 passes (65.1%) for 4,042 yards with 31 touchdowns and 13 interceptions (155.9 rtg.)... Named one of 10 Manning Award finalists in addition to a second-team All-SEC selection... Led the SEC in passing (310.9 ypg), total offense (349.4 ypg) and passing touchdowns (31)... Set Ole Miss single-season records for total offense (4,542 yds.), completions (303), completion percentage (65.1), passing yards (4,042), passing touchdowns (31) and 300-yard passing games (8)... Became the first quarterback in school history to lead the school to wins over Alabama, Auburn and LSU in the same season.

PERSONAL: Kelly passed for 3,050 yards and 27 touchdowns while rushing for 991 yards and 14 scores as a senior at St. Joseph's Collegiate Institute in Buffalo, N.Y.... Passed for 2,159 yards and 24 touchdowns while rushing for 1,059 yards and 15 touchdowns as a junior... Led his team to the state championship game as a junior and senior, winning the state title as a junior... Also played basketball and lacrosse... His uncle, Jim, is a Pro Football Hall of Fame quarterback who played 11 NFL seasons with Buffalo (1986-96)... Chad Kelly was born on March 26, 1994, in Buffalo, N.Y.

KELLY'S COLLEGIATE RECORD — MISS./E. MISS. JC/CLEMSON

Year	School	PASSING							RUSHING						
		P/S	Att.	Comp.	Yds.	Pct.	TD	INT	LG	Rtg.	Att.	Yds.	Avg.	LG	TD
2012	Clemson														
2013	Clemson														
2014	E. Miss. JC	12/12	453	303	3,906	66.9	47	8	81	170.0	59	446	6.5	25	4
2015	Mississippi	13/13	458	298	4,042	65.1	31	13	73	155.9	107	500	4.8	43	10
2016	Mississippi	9/9	328	205	2,758	62.5	19	8	63	147.4	81	332	4.1	41	5
CAREER TOTALS		39/34	1,256	816	10,763	65.1	97	29	81	157.8	263	1,395	5.3	43	20



RON LEARY

65

GUARD



6-3 • 320 • 6TH YR. • MEMPHIS

BORN: April 29, 1989, in Baton Rouge, La.

HIGH SCHOOL: Southern Lab High School, Baton Rouge, La.

ACQUIRED: Unrestricted Free Agent (Dal.), 2017

NFL YEAR: 6th • **YEAR WITH BRONCOS:** 1st

NFL GAMES PLAYED/STARTED: 59/58 • **POSTSEASON GP/GS:** 3/3

LEARY AT A GLANCE:

- A sixth-year offensive lineman who started 58-of-59 regular-season games and three playoff contests during his first six NFL seasons with Dallas (2012-16) and Denver (2017).
- Appeared in 13 games (12 starts) in 2016, helping Dallas rank second in the NFL in rushing (149.8 ypg) as part of an offensive line that Pro Football Focus ranked No. 1 in both run blocking and pass blocking.
- Did not allow a sack during the 2016 season according to STATS LLC.
- Started 31-of-32 possible regular-season games for the Cowboys from 2013-14 after spending most of his rookie season on the team's practice squad.
- Contributed to Dallas allowing the fourth-fewest sacks (65) in the NFL during the 2013-14 seasons while posting the league's fifth-highest rushing average (4.6) in that span.
- Played 44 games (36 starts) at left tackle and right guard at the University of Memphis, earning second-team All-Conference USA honors as a senior.
- Joined the Broncos as an unrestricted free agent (Dallas) on March 9, 2017.
- Entered the NFL as a college free agent with Dallas on April 30, 2012.

CAREER TRANSACTIONS: Signed by Dallas as a college free agent 4/30/12; Waived by Dallas 8/31/12; Signed by Dallas (practice squad) 9/1/12; Signed by Dallas (active roster) 12/22/12; Signed by Denver as an unrestricted free agent 3/9/17.



2017: Leary started at right guard in his Broncos debut vs. LAC (9/11)... Started at right guard vs. Dal. (9/17), at Buf. (9/24), vs. Oak. (10/1), vs. NYG (10/15), at LAC (10/22), at K.C. (10/30), at Phi. (11/5), vs. N.E. (11/12), vs. Cin. (11/19) and at Oak. (11/26)... Was inactive at Mia. (12/3) and vs. NYJ (12/10).

2016: Leary opened 12-of-13 regular-season games and one postseason contest, helping Dallas rank second in the NFL in rushing (149.8 ypg) as part of an offensive line that Pro Football Focus ranked No. 1 in both run blocking and pass blocking... Did not allow a sack according to STATS LLC... Blocked for an offense that ranked fifth in the NFL in total offense (376.7) and scoring (26.3 ppg).

2015: Leary started all four games played for the Cowboys... Battled a groin injury early in the season and started three of the first five games... Was inactive for 10 weeks before opening the team's season finale.

2014: Leary opened all 15 regular-season games and two postseason contests for Dallas, contributing to an offense that ranked in the top-10 in total offense (383.6 ypg), rushing (147.1 ypg) and scoring (29.2 ppg)... Made his postseason debut in Dallas' NFC Wild Card Game vs. Det. (1/4).

2013: Leary started all 16 games at left guard for Dallas after earning the starting job in training camp... Made his NFL debut and first career start vs. NYG (9/8).

2012: Leary, who entered the NFL with Dallas as a college free agent on April 30, spent most of the season on the team's practice squad before being promoted to the active roster for the final two games of the season.

COLLEGE: Leary appeared in 44 games (36 starts) at left tackle and right guard at the University of Memphis, earning second-team All-Conference USA honors as a senior... Was a three-year starter on the offensive line, opening 30 games at left tackle and six at right guard... Selected to the 2008 All-Conference USA Freshman Team after playing in eight-of-13 games at left tackle and right tackle.

PERSONAL: Leary began playing football during his junior year at South Lab High School in Baton Rouge, La., becoming a team captain and first-team All-District 7-1A honoree as a senior... Ron Leary was born on April 29, 1989, in Baton Rouge, La.

LEARY'S REGULAR SEASON RECORD

Year	Club	G	S
2012	Dallas	0	0
2013	Dallas	16	16
2014	Dallas	15	15
2015	Dallas	4	4
2016	Dallas	13	12
2017	Denver	11	11
CAREER TOTALS		59	58

ADDITIONAL STATISTICS: *Miscellaneous tackles — 2013 (1), 2014 (3), 2017 (2), TOTAL (6). Miscellaneous FR — 2016 (1), TOTAL (1).*

LEARY'S POSTSEASON SEASON RECORD

Year	Club	G	S
2014	Dallas	2	2
2016	Dallas	1	1
CAREER TOTALS		3	3



COREY NELSON

52

INSIDE LINEBACKER

6-1 • 226 • 4TH YR. • OKLAHOMA

BORN: April 22, 1992, in Dallas

HIGH SCHOOL: Skyline High School, Dallas

ACQUIRED: Draft #7 (242nd overall), 2014

NFL YEAR: 4th • YEAR WITH BRONCOS: 4th

NFL GAMES PLAYED/STARTED: 53/5 • POSTSEASON GP/GS: 4/0



NELSON AT A GLANCE:

- A fourth-year linebacker who saw action in all 53 regular-season games (5 starts) and four postseason contests in his first three seasons with Denver, totaling 88 defensive tackles (56 solo), six passes defended and 18 special-teams stop
- Saw his most significant defensive action in 2016, playing all 16 games (5 starts) and totaling 61 tackles (40 solo), five passes defended, one fumble recovery and seven special-teams stops.
- Named the Broncos' inaugural Community Rookie of the Year in 2014 for his off-field contributions during his first NFL season.
- Played 45 games (27 starts) for the University of Oklahoma and finished his collegiate career with 154 tackles (76 solo), 7.5 sacks (43 yds.), one interception (24 yds.), 11 passes defended and one fumble recovery.
- Started 27 of his final 31 contests for the Sooners, including all five games played as a senior in 2013 before suffering a season-ending pectoral injury.
- Selected by the Broncos in the seventh round (242nd overall) of the 2014 NFL Draft.

CAREER TRANSACTIONS: Signed by Denver as a draft choice 6/2/14.



2017: Nelson posted one solo stop vs. LAC (9/11) and vs. Dal. (9/17)... Saw action on defense and special teams at Buf. (9/24) and vs. Oak. (10/1)... Assisted on two tackles vs. NYG (10/15).

2016: Nelson played all 16 games (5 starts) and totaled 61 tackles (40 solo), five passes defended, one fumble recovery and seven special-teams stops... Made his first career start and finished with five tackles and one pass defended vs. S.D. (10/30)... Tied for the team lead with a career-high 13 tackles (7 solo) and added one pass defended vs. N.E. (12/18)... Notched six tackles (4 solo) and one fumble recovery vs. Oak. (1/1).

2015: Nelson played all 16 regular-season games and totaled 10 tackles (9 solo), one sack (1 yds.) and seven special-teams stops... Saw action on defense and special teams in all three of Denver's postseason games, contributing one tackle and three special-teams stops... Totaled two or more special-teams stops in three games... Posted one solo defensive stop and a team-high three special-teams tackles in Denver's Super Bowl 50 victory vs. Car. (2/7).

2014: Selected by the Broncos in the seventh round (242nd overall) of the 2014 NFL Draft, Nelson played all 16 regular-season games and totaled 13 tackles (7 solo), one pass defended and four special-teams stops... Made his Broncos debut in the season opener vs. Ind. (9/7) on special teams... Recorded his first career special-teams tackle at Sea. (9/21)... Tallied his first career defensive stop at NYJ (10/12) and finished with a team-high seven tackles (3 solo).

COLLEGE: Nelson started 27 of his final 31 contests for the University of Oklahoma and finished his collegiate career with 154 tackles (76 solo), 7.5 sacks (43 yds.), one interception (24 yds.), 11 passes defended and one fumble recovery... Suffered a season-ending pectoral injury five games into his senior campaign... Named an honorable mention All-Big 12 Conference selection as a sophomore after appearing in all 13 games (11 starts) and totaling a career-high 59 tackles (29 solo) in addition to 5.5 sacks (34 yds.), four passes defended and one fumble recovery.

PERSONAL: Nelson was named 5A Defensive Player of the Year by the Associated Press and a first-team All-American by MaxPreps.com after his senior year at Skyline High School in Dallas, where he collected 133 tackles and nine sacks while blocking five field goals... Selected as an all-state defensive end as a sophomore... Majored in communication at Oklahoma and was selected to the Academic All-Big 12 Teams in 2011 (first team) and 2012 (second team)... Named the Broncos' inaugural Community Rookie of the Year in 2014 for his contributions to the community during his first NFL season... Corey Nelson was born on April 22, 1992, in Dallas.

NELSON'S REGULAR SEASON RECORD

Year	Club	G	S	UT	A	TT	S-Yds.	I-Yds.	PD	FF	FR	TD-Int.	TD-FR	S	Pts.
2014	Denver	16	0	7	6	13	0-0	0-0	1	0	0	0	0	0	0
2015	Denver	16	0	9	1	10	1-1	0-0	0	0	0	0	0	0	0
2016	Denver	16	5	40	21	61	0-0	0-0	5	0	1	0	0	0	0
2017	Denver	5	0	2	2	4	0-0	0-0	0	0	0	0	0	0	0
CAREER TOTALS		53	5	58	30	88	1-1	0-0	6	0	1	0	0	0	0

ADDITIONAL STATISTICS: *Special-teams tackles — 2014 (4), 2015 (7), 2016 (7), TOTAL (18).*

NELSON'S POSTSEASON RECORD

Year	Club	G	S	UT	A	TT	S-Yds.	I-Yds.	PD	FF	FR	TD-Int.	TD-FR	S	Pts.
2014	Denver	1	0	0	0	0	0-0	0-0	0	0	0	0	0	0	0
2016	Denver	3	0	1	0	1	0-0	0-0	0	0	0	0	0	0	0
CAREER TOTALS		4	0	1	0	1	0-0	0-0	0	0	0	0	0	0	0

ADDITIONAL STATISTICS: *Special-teams tackles — 2014 (1), 2015 (3), TOTAL (4).*

NELSON'S SINGLE-GAME HIGHS


(Postseason in parentheses)

Tackles — 13 vs. New England, 12/18/16 (1 vs. Carolina, 2/7/16). **Sacks** — 1.0 vs. Minnesota, 10/4/15 (none). **Sack yards** — 1 vs. Minnesota, 10/4/15 (none). **Passes defended** — 2 at Jacksonville, 12/4/16 (none). **Special-teams tackles** — 3 vs. Houston, 10/24/16 (3 vs. Carolina, 2/7/16).

COREY NELSON'S 2017 GAME-BY-GAME

(Victories asterisked)

2017 DENVER (3-2)		TACKLES									
Date	Opponent	P/S	UT	A	TT	S-Yds.	I-Yds.	PD	FF	FR	
Sep 11	vs. LA Chargers*	P	1	0	1	0-0	0-0	0	0	0	
Sep 17	vs. Dallas*	P	1	0	1	0-0	0-0	0	0	0	
Sep 24	at Buffalo	P	0	0	0	0-0	0-0	0	0	0	
Oct 1	vs. Oakland*	P	0	0	0	0-0	0-0	0	0	0	
Oct 15	vs. New York Giants	P	0	2	0	0-0	0-0	0	0	0	
Season Totals			5/0	2	2	4	0-0	0-0	0	0	0



SHANE RAY

56

OUTSIDE LINEBACKER

6-3 • 245 • 3RD YR. • MISSOURI

BORN: May 18, 1993, in Shawnee Mission, Kan.

HIGH SCHOOL: Bishop Miege High School, Roeland Park, Kan.

ACQUIRED: Draft #1 (23rd overall), 2015

NFL YEAR: 3rd • **YEAR WITH BRONCOS:** 3rd

NFL GAMES PLAYED/STARTED: 38/15 • **POSTSEASON GP/GS:** 3/0



RAY AT A GLANCE:

- A third-year outside linebacker who appeared in 38 regular-season games (15 starts) and three postseason contests during his first two NFL seasons with Denver.
- Totaled 84 tackles (58 solo), 13 sacks (79.5 yds.) and two fumble recoveries during his first three campaigns with the Broncos.
- Finished second on the team with eight sacks (43.5 yds.) in addition to posting 48 tackles (33 solo), one forced fumble and two fumble recoveries in 2016.
- Recorded 20 tackles (15 solo), four sacks (28 yds.) and one pass defended during his initial season with the team in 2015.
- Started 14-of-40 games played at the University of Missouri in three seasons, totaling 120 tackles (82 solo) and 19 sacks (131 yds.).
- Received unanimous Southeastern Conference Defensive Player of the Year honors following his junior season in 2014 after leading the league in sacks (14.5) and tackles for loss (22.5) in addition to recording 65 tackles (47 solo) and three forced fumbles.
- Ranked third nationally in both sacks (14.5) and tackles for a loss (22.5) as a 2014 consensus first-team All-American.
- Selected by the Broncos in the first round (23rd overall) of the 2015 NFL Draft.

CAREER TRANSACTIONS: Signed by Denver as a draft choice 6/1/15.



2017: Ray spent the first six games of the season on injured reserve with a wrist injury suffered during training camp... Made his season debut at K.C. (10/30), and finished with three tackles (1 solo)... Posted one solo stop at Phi. (11/5)... Registered four tackles (3 solo) vs. N.E. (11/12)... Recorded two solo tackles and sacked Andy Dalton (8 yds.) vs. Cin. (11/19)... Posted two tackles (1 solo) at Oak. (11/26)... Assisted on one tackle at Mia. (12/3) and vs. NYJ (12/10)... Notched two solo tackles at Ind. (12/14).

2016: Ray ranked second on the team with eight sacks (43.5 yds.) in addition to posting 48 tackles (33 solo), one forced fumble and two fumble recoveries... Recovered a fourth-quarter fumble and returned it 15 yards for his first career touchdown vs. Ind. (9/18)... Posted three sacks (12 yds.) in addition to making six tackles (3 solo) in his first NFL start at Cin. (9/25)... Became the first player since 2002 (John Henderson, Jac.) to have three sacks in his first career start... Recorded a career-best seven tackles (6 solo) vs. Atl. (10/9).

2015: Selected by the Broncos in the first round (23rd overall) of the 2015 NFL Draft, Ray posted 20 tackles (15 solo) and four sacks (28 yds.) in 14 regular-season games during his rookie campaign... Saw action in all three of Denver's postseason contests, making two solo tackles and forcing one fumble... Made his NFL debut vs. Bal. (9/13)... Recorded his first career sack (8 yds.) vs. Min. (10/4)... Played at Cle. (10/18) before leaving with a knee injury and was inactive the next two games... Made his postseason debut in Denver's AFC Divisional Playoff Game vs. Pit. (1/17)... Posted a pair of solo tackles and forced one fumble in Denver's Super Bowl 50 victory vs. Car. (2/7).

COLLEGE: Ray started 14-of-40 games played in three seasons at the University of Missouri, totaling 120 tackles (82 solo) and 19 sacks (131 yds.)... Started all 14 games as a senior and was named the 2014 Southeastern Conference Defensive Player of the Year after leading the conference in sacks (14.5-94) and tackles for loss (22.5-122) while adding 65 tackles (47 solo) and three forced fumbles... Earned consensus first-team All-American honors after ranking third in the nation in sacks (14.5) and tackles for loss (22.5)... Selected as finalist for the Hendricks Award (nation's top defensive end) and as a semifinalist for the Lombardi (top linemen) and Bednarik (top defensive player) awards after breaking Missouri's single-season sack record... Chosen as the SEC Defensive Player of the Week on four occasions... Appeared in all 14 games as a redshirt sophomore, registering 39 tackles (27 solo), 4.5 sacks (37 yds.) and one fumble recovery.

PERSONAL: Ray played defensive end at Bishop Miege High School in Roeland Park, Kan., earning first-team all-state honors as a senior and leading his team to a state title as a junior... Compiled 231 tackles, 48 tackles for loss, 25.5 sacks and seven forced fumbles in his junior and senior campaigns... Majored in agriculture at Missouri... His father, Wendell, played football at Missouri and was selected by Minnesota in the fifth round of the 1981 NFL Draft... Shane Ray was born on May 18, 1993, in Shawnee Mission, Kan.

RAY'S REGULAR SEASON RECORD

Year	Club	G	S	UT	A	TT	S-Yds.	I-Yds.	PD	FF	FR	TD-Int.	TD-FR	S	Pts.
2015	Denver	14	0	15	5	20	4-28	0-0	1	0	0	0	0	0	0
2016	Denver	16	8	33	15	48	8-43.5	0-0	0	1	2	0	1	0	6
2017	Denver	8	7	10	6	16	1-8	0-0	0	0	0	0	0	0	0
CAREER TOTALS		38	15	58	26	84	13-79.5	0-0	1	1	2	0	1	0	6

RAY'S POSTSEASON RECORD

Year	Club	G	S	UT	A	TT	S-Yds.	I-Yds.	PD	FF	FR	TD-Int.	TD-FR	S	Pts.
2015	Denver	3	0	2	0	2	0-0	0-0	0	1	0	0	0	0	0
CAREER TOTALS		3	0	2	0	2	0-0	0-0	0	1	0	0	0	0	0

RAY'S SINGLE-GAME HIGHS

(Postseason in parentheses)

Tackles — 7 vs. Atlanta, 10/9/16 (2 vs. Carolina, 2/7/16). **Sacks** — 3 at Cincinnati, 9/25/16 (none). **Sack yards** — 12 at Cincinnati, 9/25/16 (none). **Forced fumbles** — none (1 vs. Carolina, 2/7/16). **Fumble recoveries** — 1, twice, last at Jacksonville, 12/4/16 (none). **Fumble return yards** — 15t vs. Indianapolis, 9/18/16 (none).

RAY'S SACKS BY QUARTERBACK

Figures in italics include postseason totals

Quarterback	Sacks	Quarterback	Sacks
Andy Dalton	4.0	Teddy Bridgewater	1.0
Derek Carr	1.0	Philip Rivers	1.0
Ben Roethlisberger	1.0	Matt Ryan	1.0
Tom Brady	1.0	Connor Cook	1.0

SHANE RAY'S 2017 GAME-BY-GAME

(Victories asterisked)

2017 DENVER (5-9)		TACKLES									
Date	Opponent	P/S	UT	A	TT	S-Yds.	I-Yds.	PD	FF	FR	
GAMES 1-6											
INJURED RESERVE											
Oct 30	at Kansas City	S	1	2	3	0-0	0-0	0	0	0	
Nov 5	at Philadelphia	S	1	0	1	0-0	0-0	0	0	0	
Nov 12	vs. New England	S	3	1	4	0-0	0-0	0	0	0	
Nov 19	vs. Cincinnati	S	2	0	2	1-8	0-0	0	0	0	
Nov 26	at Oakland	P	1	1	2	0-0	0-0	0	0	0	
Dec 3	at Miami	S	0	1	1	0-0	0-0	0	0	0	
Dec 10	vs. New York Jets*	S	0	1	1	0-0	0-0	0	0	0	
Dec 14	at Indianapolis*	S	2	0	2	0-0	0-0	0	0	0	
Season Totals		8/7	10	5	15	1-8	0-0	0	0	0	



TREVOR SIEMIAN

13

QUARTERBACK

6-3 • 220 • 3RD YR. • NORTHWESTERN

BORN: Dec. 26, 1991, in Windermere, Fla.

HIGH SCHOOL: Olympia High School, Windermere, Fla.

ACQUIRED: Draft #7a (250th overall), 2015

NFL YEAR: 3rd • YEAR WITH BRONCOS: 3rd

NFL GAMES PLAYED/STARTED: 25/23



SIEMIAN AT A GLANCE:

- A third-year quarterback who has appeared in 25 games (23 starts), completing 490-of-826 passes (59.3 pct.) for 5,619 yards with 30 touchdowns (80.4 rtg.).
- Started 14 games for Denver in 2016, completing 289-of-486 passes (59.5%) for 3,401 yards with 18 touchdowns and 10 interceptions (84.6 rtg.).
- Totaled three games with at least 300 yards passing in 2016 to represent the second-highest total by a quarterback in his first season starting for the Broncos.
- Became the first quarterback in NFL history with 300 passing yards, four passing touchdowns and zero interceptions in his first career road start, accomplishing that feat at Cincinnati (9/26/16).
- Spent his rookie season in 2015 on Denver's active roster and appeared in one regular-season game.
- Played 44 games (14 starts) in his career at Northwestern University, completing 550-of-934 passes (58.9 pct.) for 5,931 yards with 27 touchdowns and 24 interceptions in addition to rushing for six touchdowns.
- Finished his career ranked fourth all-time at NU in career passing yardage (5,931), fourth in completions (550), sixth in total offense (5,908 yds.) despite only starting 14 games.
- Selected by the Broncos in the seventh round (250th overall) of the 2015 NFL Draft.

CAREER TRANSACTIONS: Signed by Denver as a draft choice 5/15/15.



2017: Siemian completed 17-of-28 passes for 219 yards (60.7 pct.) with two touchdowns and one interception (94.2 rtg.) in addition to rushing for 19 yards and one touchdown... Completed 22-of-32 passes (68.8%) for 231 yards with a career-tying four touchdowns and one interception (116.0 rtg.) vs. Dal. (9/17)... Ran his streak of consecutive games with multiple touchdowns to three games (Week 17, 2016-Week 2, 2017)... Completed 24-of-40 passes (60.0 pct.) for 259 yards with two interceptions at Buf. (9/24)... Finished 16-of-26 passing (61.6 pct.) for 179 yards with one touchdown (94.9 rtg.) vs. Oak. (10/1)... Completed 29-of-50 passes (58.0 pct) for a career-best 376 yards with one touchdown and two interceptions (71.8 rtg.) vs. NYG (10/15)... Finished 25-of-35 passing (71.4 pct) for 207 yards with one interception (74.3 rtg.) at LAC (10/22)... Completed 19-of-36 passes (52.8 pct) for 198 yards with one touchdown and three interceptions at K.C. (10/30)... Was active, but did not play at Phi. (11/5) and vs. N.E. (11/12)... Was inactive vs. Cin. (11/19)... Entered the game in relief at Oak. (11/26), finishing 11-of-21 (52.3 pct) for 149 yards with two touchdowns (107.0 rtg.) in addition to rushing for nine yards one two carries (4.5 avg.)... Completed 19-of-41 passes for 200 yards with three interceptions at Mia. (12/3)... Finished 19-of-31 passes for 200 yards (61.9 pct.) with one touchdown (90.8 rtg.) in addition to rushing three times for 13 yards (4.3 avg.) vs. NYJ (12/10).

2016: Siemian started all 14 games played, completing 289-of-486 passes (59.5%) for 3,401 yards with 18 touchdowns and 10 interceptions (84.6 rtg.)... Recorded the second-most 300-yard games (3) for a quarterback in his first season starting for the Broncos... Posted a win in his first NFL start vs. Car. (9/8), finishing the regular-season opener completing 18-of-26 passes (69.2%) with one touchdown and two interceptions (69.1 rtg.) in addition to rushing five times for 20 yards (4.0 avg.)... Became the first player in NFL history with 300 passing yards, four passing touchdowns and zero interceptions in his first career road start at Cin. (9/25)...

SIEMIAN'S 300-YARD GAMES IN 2016

MOST 300-YARD PASSING GAMES IN FIRST SEASON STARTING FOR THE BRONCOS

Player	Year	No.
1. Peyton Manning	2012	9
2. Trevor Siemian	2016	3
3. Kyle Orton	2009	2
Brian Griese	1999	2
Frank Tripucka	1960	2

SIEMIAN'S TOUCHDOWNS THROUGH FIRST 16 GAMES AS A STARTER

MOST PASSING TOUCHDOWNS THROUGH FIRST 16 STARTS AS A BRONCO

Player	Year(s)	TD
1. Peyton Manning	2012	37
2. Frank Tripucka	1960-61	27
3. Trevor Siemian	2016-17	24
4. Charley Johnson	1972-73	23
5. Kyle Orton	2009-10	22
Jay Cutler	2006-07	22
Jake Plummer	2003-04	22

Finished the game 23-of-35 for 312 yards (65.7%) with four touchdowns (132.1 rtg.)... Completed 20-of-34 passes (58.8%) for 368 yards with three touchdowns (125.6 rtg.) vs. K.C. (11/27)... Joined Peyton Manning (4x) and John Elway as the only players in franchise history to throw for 350 yards and three touchdowns without an interception in a single game... Recorded his third career 300-yard game, completing 35-of-51 passes (68.6%) for 334 yards with one touchdown (93.1 rtg.) at Ten. (12/11).

2015: Selected by the Broncos in the seventh round (250th overall) of the 2015 NFL Draft, Siemian was active for six regular-season games and played in one contest... Took one snap in his NFL debut at Pit. (12/20)... Inactive for Denver's three playoff contests.

COLLEGE: Siemian played 44 games (14 starts) during his career at Northwestern University, completing 550-of-934 passes (58.9 pct.) for 5,931 yards with 27 touchdowns and 24 interceptions in addition to rushing for six scores... Started all 11 games played his redshirt senior season, recording 228 completions on 392 attempts for 2,214 yards with seven touchdown and 11 interceptions in addition to five rushing touchdowns before missing the remainder of the season with a torn ACL... Saw action in all 12 games as a junior, completing 178-of-298 passes for 2,149 yards with 11 touchdowns and nine interceptions.

PERSONAL: Siemian threw for an Orange County-record 6,144 career yards and 53 touchdowns in three seasons at Olympia High School in Winderemere, Fla., and was named the *Orlando Sentinel's* 2009 Central Florida Offensive Player of the Year... Selected a first-team All-Central Florida pick in 2009 and a second-team choice in 2008 as well as first-team all-metro in 2009... Also lettered in baseball... Majored in communication studies at Northwestern... Last name is pronounced sim-EE-in... Trevor Siemian was born on Dec. 26, 1991, in Winderemere, Fla.

SIEMIAN'S REGULAR SEASON RECORD

Year	Club	PASSING											Sack/Yds.	Rtg.	
		G	S	Att.	Comp.	Pct.	Yds.	Yds./Att.	TD	%	Int.	%			LG
2015	Denver	1	0	0	0	—	0	—	0	—	0	—	—	0/0	—
2016	Denver	14	14	486	289	59.5	3,401	7.0	18	3.7	10	2.1	76t	31/187	84.6
2017	Denver	10	9	340	201	59.1	2,218	6.5	12	3.5	13	3.8	44	31/210	74.4
CAREER TOTALS		34	23	826	490	59.3	5,619	6.8	30	3.6	23	2.8	76t	62/397	80.4

SIEMIAN'S SINGLE-GAME HIGHS


(Postseason in parentheses)

Pass attempts — 51 at Tennessee, 12/11/16. **Pass completions** — 35 at Tennessee, 12/11/16. **Passing yards** — 376 vs. New York Giants, 10/15/17. **Completion percentage (min. 10 att.)** — 71.4% at Los Angeles Chargers, 10/17/17. **Touchdown passes** — 4, twice, last vs. Dallas, 9/17/17. **Longest pass completion** — 76t vs. Kansas City, 11/27/16.

TREVOR SIEMIAN'S 2017 GAME-BY-GAME

(Victories asterisked)

2017 DENVER (4-9)	Opponent	P/S	PASSING								RUSHING						
			Att.	Comp.	Yds.	Pct.	TD	INT	LG	S/Yds.	Rtg.	Att.	Yds.	Avg.	LG	TD	
	vs. LAC (9/11)*	S	28	17	219	60.7	2	1	44	4/38	94.2	6	19	3.2	8	1	
	vs. Dal. (9/17)*	S	32	22	231	68.8	4	1	27	2/29	116.0	5	14	2.8	6	0	
	at Buf. (9/24)	S	40	24	259	60.0	0	2	29	3/4	58.2	3	12	4.0	7	0	
	vs. Oak. (10/1)*	S	26	16	179	61.5	1	0	29	4/24	94.9	4	1	0.3	4	0	
	vs. NYG (10/15)	S	50	26	376	58.0	1	2	40	4/28	71.8	1	9	9.0	9	0	
	at LAC (10/22)	S	35	25	207	71.4	0	1	23	5/25	74.3	2	14	7.0	8	0	
	at K.C. (10/30)	S	36	19	198	52.8	1	3	29	3/11	43.5	2	20	10.0	14	0	
	at Phi. (11/5)		DID NOT PLAY														
	vs. N.E. (11/12)		DID NOT PLAY														
	vs. Cin (11/19)		INACTIVE														
	at Oak. (11/26)	P	21	11	149	52.4	2	0	34	1/7	107.0	2	9	4.5	4	0	
	at Mia. (12/3)	S	41	19	200	46.3	0	3	36	3/33	30.5	3	16	5.3	15	0	
	vs. NYJ (12/10)*	S	31	19	200	61.9	1	0	27	2/11	90.8	3	13	4.3	9	0	
	Season Totals		10/9	340	201	2,218	59.3	12	13	44	31/210	74.4	31	127	4.1	15	1



JUSTIN SIMMONS

31

SAFETY



6-2 • 202 • 2ND YR. • BOSTON COLLEGE

BORN: Nov. 19, 1993, in Manassas, Va.

HIGH SCHOOL: Martin County High School, Stuart, Fla.

ACQUIRED: Draft #3 (98th overall), 2016

NFL YEAR: 2nd • **YEAR WITH BRONCOS:** 2nd

NFL GAMES PLAYED/STARTED: 26/16

SIMMONS AT A GLANCE:

- A second-year safety who played 26 games (16 starts) in his first two seasons with Denver, posting 87 tackles (66 solo), two sacks (15 yds.), four interceptions (148 yds.), one interception returned for a touchdown, nine passes defended, one blocked extra point and 11 special-teams stops.
- Named AFC Special Teams Player of the Week (Week 10, 2016) after blocking an extra point that led to the game-winning defensive two-point conversion at New Orleans (11/3/16).
- Opened 32-of-50 games at Boston College, racking up 229 tackles (165 solo), eight interceptions (50 yds.), 22 passes defended, four forced fumbles, four fumble recoveries and one sack (15 yds.).
- Attended Martin County High School in Stuart, Fla., earning All-Area Defensive Player of the Year honors in addition to being named second-team All-Florida.
- Selected by the Broncos in the third round (98th overall) of the 2016 NFL Draft.

CAREER TRANSACTIONS: Signed by Denver as a draft choice 5/13/16.



2017: Simmons recorded six tackles (3 solo) vs. LAC (9/11)... Notched six tackles (4 solo) vs. Dal. (9/17)... Posted five tackles (4 solo) at Buf. (9/24)... Intercepted EJ Manuel to seal Denver's victory vs. Oak (10/1) in addition to recording one solo tackle and two passes defended... Led the team with 11 tackles (all solo) and posted two passes defended vs. NYG (10/15)... Posted two tackles at LAC (10/22)... Recorded five tackles (3 solo) at K.C. (10/30)... Tallied two solo tackles and four special-teams stops at Phi. (11/5)... Tied for the team lead with 10 tackles (6 solo) and sacked Tom Brady (6 yds.) vs. N.E. (11/12)... Registered five solo tackles vs. Cin. (11/19)... Posted five tackles (3 solo) at Oak. (11/26)... Intercepted Jay Cutler and returned it 65 yards for a touchdown in addition to finishing with five tackles (3 solo) and two special-teams stops at Mia. (12/3)... Opened the game before leaving with an ankle injury vs. NYJ (12/10).

2016: Selected by the Broncos in the third round (98th overall) of the 2016 NFL Draft, Simmons played 13 games (3 starts) and recorded 24 tackles (20 solo), one sack (9 yds.), two interceptions (83 yds.), four passes defended, one blocked extra point and five special-teams stops... Posted one solo tackle in his NFL debut vs. Car. (9/8)... Blocked an extra point with 1:22 remaining at N.O. (11/13) that was returned for the game-winning defensive two-point conversion to earn AFC Special Teams Player of the Week recognition... Made his first career start and finished with two tackles (1 solo) vs. N.E. (12/18).

COLLEGE: Simmons opened 32-of-50 games at Boston College, racking up 229 tackles (165 solo), eight interceptions (50 yds.), 22 passes defended, four forced fumbles, four fumble recoveries and one sack (15 yds.)... Started all 12 games at safety for the nation's top-ranked defense (254.3 ypg.) as a senior... Finished with 67 tackles (49 solo), five interceptions (28 yds.), seven passes defended, two forced fumbles and three fumble recoveries, earning All-Atlantic Coast Conference second-team honors... Opened all 13 games in his junior campaign, starting the first seven contests at safety before moving to cornerback for the final six games... Led the team with 76 tackles (63 solo) and added two interceptions (20 yds.), seven passes defended and one sack (15 yds.)... Saw action in all 13 games as a sophomore, recording 34 tackles (22 solo), three passes defended and one fumble recovery... Appeared in all 12 games as a true-freshman, starting six contests at safety and one at cornerback.

HIGH SCHOOL: Simmons attended Martin County High School in Stuart, Fla., where he earned All-Area Defensive Player of the Year honors from *Scripps Treasure Coast Newspapers*... Named second-team all-state as a senior in addition to first-team all-area as a junior and senior... Played in the Palm Beach County-Treasure Coast Senior All-Star Game... Totaled 24 career interceptions and returned two for touchdowns in addition to seeing action at wide receiver and running back.

PERSONAL: Simmons majored in communications at Boston College and was presented with the Jay McGillis Memorial Scholarship... Justin Simmons was born on Nov. 19, 1993, in Manassas, Va.

SIMMONS' REGULAR SEASON RECORD

Year	Club	G	S	UT	A	TT	S-Yds.	I-Yds.	PD	FF	FR	TD-Int.	TD-FR	S	Pts.
2016	Denver	13	3	20	4	24	1-9	2-83	4	0	0	0	0	0	0
2017	Denver	13	13	46	17	63	1-6	2-65	5	0	0	1	0	0	0
CAREER TOTALS		26	16	66	21	87	2-15	4-148	9	0	0	1	0	0	0

ADDITIONAL STATISTICS: *Special-teams tackles* — 2016 (5), 2017 (6), **TOTAL (11)**. Blocked an extra point at New Orleans, 11/13/16.

SIMMONS' SINGLE-GAME HIGHS

(Postseason in parentheses)

Tackles — 11 vs. New York Giants, 10/15/17 (none). **Interceptions** — 1, three times, last vs. Oakland, 10/1/17 (none). **Interception return yards** — 45 vs. Oakland, 1/1/17 (none). **Passes Defensed** — 2, three times, last vs. New York Giants, 10/15/17 (none). **Special-teams tackle** — 4 at Philadelphia, 11/5/17 (none).

JUSTIN SIMMONS' 2017 GAME-BY-GAME

(Victories asterisked)

2017 DENVER (4-9)		TACKLES										
Date	Opponent	P/S	UT	A	TT	S-Yds.	I-Yds.	PD	FF	FR		
Sep 11	vs. LA Chargers*	S	3	3	6	0-0	0-0	0	0	0		
Sep 17	vs. Dallas*	S	4	2	6	0-0	0-0	0	0	0		
Sep 24	at Buffalo	S	4	1	5	0-0	0-0	0	0	0		
Oct 1	vs. Oakland*	S	1	0	1	0-0	1-0	2	0	0		
Oct 15	vs. New York Giants	S	11	0	11	0-0	0-0	2	0	0		
Oct 22	at LA Chargers	S	1	1	2	0-0	0-0	0	0	0		
Oct 30	at Kansas City	S	3	2	5	0-0	0-0	0	0	0		
Nov 5	at Philadelphia	S	2	0	2	0-0	0-0	0	0	0		
Nov 12	vs. New England	S	6	4	10	1-6	0-0	0	0	0		
Nov 19	vs. Cincinnati	S	5	0	5	0-0	0-0	0	0	0		
Nov 26	at Oakland	S	3	2	5	0-0	0-0	0	0	0		
Dec 3	at Miami	S	3	2	5	0-0	1-65	1	0	0		
Dec 10	vs. New York Jets*	S	0	0	0	0-0	0-0	0	0	0		
Season Totals			13/13	46	17	63	1-6	2-65	5	0	0	



BILLY TURNER

70

GUARD



6-5 • 310 • 4TH YR. • NORTH DAKOTA STATE

BORN: Oct. 17, 1991, in Shoreview, Minn.

HIGH SCHOOL: Mounds View High School, Arden Hills, Minn.

ACQUIRED: Waivers (Bal.), 2016

NFL YEAR: 4th • **YEAR WITH BRONCOS:** 2nd

NFL GAMES PLAYED/STARTED: 24/14

TURNER AT A GLANCE:

- A fourth-year offensive lineman who appeared in 24 games (14 starts) with Miami (2014-16), Baltimore (2016) and Denver (2016-17) during his first four NFL seasons.
- Played three games for the Broncos and another five contests (2 starts) for Miami in 2016.
- Was a member of three FCS National Championship teams at North Dakota State University, starting 56-of-57 games played and earning FCS All-American honors as a junior and senior.
- Assigned to the Broncos via waivers from Baltimore on Oct. 17, 2016.
- Selected by the Dolphins in the third round (67th overall) of the 2016 NFL Draft.

CAREER TRANSACTIONS: Signed by Miami as a draft choice 7/23/14; Waived by Miami 10/11/16; Claimed off waivers by Baltimore 10/12/16; Waived by Baltimore 10/15/16; Claimed off waivers by Denver 10/17/16.



2017: Turner was inactive vs. LAC (9/11), vs. Dal. (9/17), at Buf. (9/24) and vs. Oak. (10/1)... Made his season-debut vs. NYG (10/15).

2016: Turner played eight games (2 starts) with Denver and Miami and spent one week on Baltimore's active roster... Appeared in five games (1 start at LG; 1 start at LT) with Miami before being waived on Oct. 11... Claimed off waivers by Baltimore before being waived on Oct. 15... Claimed off waivers by Denver on Oct. 17... Made his Broncos debut vs. N.E. (12/18)... Saw action on offense at K.C. (12/25) and vs. Oak. (1/1).

2015: Turner started 12 consecutive games (Week 6-17) at right guard for Miami... Made his first NFL start at Ten. (10/18)... Was a gameday inactive from Weeks 2-5.


2014: Selected by the Dolphins in the third round (67th overall) of the 2014 NFL Draft, Turner appeared in the final two games of his rookie season... Made his NFL debut vs. Min. (12/21)... Was a gameday inactive for the first 14 games of the season.

COLLEGE: Turner started 56-of-57 games played at North Dakota State University... Was a member of three FCS national championship teams and was named an FCS All-American and All-Missouri Valley Conference first team choice as a junior and senior... Opened 44 consecutive games at left tackle after starting his first 12 collegiate games at right tackle.

PERSONAL: Turner attended Mounds View High School in Arden Hills, Minn., where he was an all-state lineman... Helped his high school to a 26-8 record and three state playoff appearances... His father, Maurice Turner, played four seasons with Minnesota (1984-85), Green Bay (1985) and the N.Y. Jets (1987)... His brother, Bryan Kehl, played six seasons with the N.Y. Giants (2008-10), St. Louis (2010-11), Kansas City (2012) and Washington (2012-13)... Turner was born on Oct. 17, 1991, in Shoreview, Minn.

TURNER'S REGULAR SEASON RECORD

Year	Club	G	S
2014	Miami	2	0
2015	Miami	13	12
2016	Mia./Den.	8	2
2017	Den.	1	0
CAREER TOTALS		24	14



MENELIK WATSON

75

TACKLE



6-5 • 315 • 5TH YR. • FLORIDA STATE

BORN: Dec. 22, 1988, in Manchester, England

HIGH SCHOOL: Burnage High School, Manchester, England

ACQUIRED: Unrestricted Free Agent (Oak.), 2017

NFL YEAR: 5th • **YEAR WITH BRONCOS:** 1st

NFL GAMES PLAYED/STARTED: 34/24 • **POSTSEASON GP/GS:** 1/1

WATSON AT A GLANCE:

- A fifth-year offensive tackle who started 24-of-34 regular-season games and one postseason contest for Oakland (2013-16) and Denver (2017) during his first five NFL seasons.
- Started 5-of-10 games played for Oakland in 2016, allowing just one sack according to STATS LLC.
- Appeared in a career-high 12 games (9 starts) for Oakland in 2014 and saw action in five games (3 starts) for the Raiders as a rookie in 2013.
- Played one season at Florida State University in 2011, earning honorable mention All-Atlantic Coast Conference recognition.
- Began his collegiate career playing basketball at Marist College (2009-10) before transferring to Saddleback Junior College in 2011 and competing in football for the first time in his career.
- Joined the Broncos as an unrestricted free agent (Oakland) on March 10, 2017.
- Selected by the Raiders in the second round (42nd overall) of the 2013 NFL Draft.

CAREER TRANSACTIONS: Signed by Oakland as a draft choice 7/25/13; Signed by Denver as an unrestricted free agent 3/10/17.



2017: Watson started at right tackle in his Broncos debut vs. LAC (9/11)... Started at right tackle vs. Dal. (9/17), at Buf. (9/24), vs. Oak. (10/1) and vs. NYG (10/15)... Was inactive at LAC (10/22)... Opened the game at right tackle at K.C. (10/30) and at Phi. (11/5).

2016: Watson started 5-of-10 games played for Oakland, allowing just one sack according to STATS LLC... Saw action at right tackle and as a sixth offensive lineman during the season before opening the team's AFC Wild Card Game at Hou. (1/7) at left tackle... Helped Oakland's offense ranks sixth in total offense (373.3 ypg) and seventh in scoring (26.0 ppg).

2015: Watson missed the entire 2015 season with a torn Achilles.

2014: Watson opened 9-of-12 games played for Oakland, appearing in the club's first 12 contests before missing the rest of the season with a foot injury... Started eight consecutive games at right tackle before suffering his season-ending injury.

2013: Selected by Oakland in the second round (42nd overall) of the 2013 NFL Draft, Watson saw action in five games (3 starts)... Made his NFL debut vs. Phi. (11/3), helping Oakland gain 560 yards of offense... Logged his first NFL start at right tackle at NYG (11/10).

COLLEGE: Watson played one collegiate season at Florida State University (2012) following stops at Saddleback Junior College (2011) in Mission Viejo, Calif., and Marist College (2009-10) in Poughkeepsie, N.Y.... Opened 12-of-13 games for the Seminoles at right tackle, earning honorable mention All-Atlantic Coast Conference recognition... Allowed only one sack and was part of an offensive line that contributed to the most productive offense in school history... Played football for the first time at Saddleback, where he named to the All-Southern California Football Association Second Team... Played basketball at Marist for two years, averaging 4.7 points and 3.3 rebounds per game as a redshirt freshman.

PERSONAL: Watson prepped at Burnage High School in Manchester, England, where he played basketball and soccer during his prep career... Attended the famed Canaria Basketball Academy in Gran Canaria, Las Palmas, Spain, while also playing for the Orellana traveling basketball team for two years following high school... Menelik (pronounce MEN-ah-lick) Watson was born on Dec. 22, 1988, in Manchester, England.

WATSON'S REGULAR SEASON RECORD

Year	Club	G	S
2013	Oakland	5	3
2014	Oakland	12	9
2015	Oakland	INJURED RESERVE	
2016	Oakland	10	5
2017	Denver	7	7
CAREER TOTALS		34	24

ADDITIONAL STATISTICS: *Miscellaneous tackles — 2017 (2), TOTAL (2).*

WATSON'S POSTSEASON SEASON RECORD

Year	Club	G	S
2016	Oakland	1	1
CAREER TOTALS		1	1



BILLY WINN

97

DEFENSIVE END

6-4 • 300 • 6TH YR. • BOISE STATE

BORN: April 15, 1989, in Las Vegas

HIGH SCHOOL: Las Vegas (Nev.) High School

ACQUIRED: Unrestricted Free Agent (Indianapolis), 2016

NFL YEAR: 6th • **YEAR WITH BRONCOS:** 2nd

NFL GAMES PLAYED/STARTED: 68/23



WINN AT A GLANCE:

- A sixth-year defensive end who saw action in 68 games (23 starts) in his first five NFL seasons with Cleveland (2012-14), Indianapolis (2015) and Denver (2016).
- Posted 111 tackles (68 solo), three sacks (19 yds.), two interceptions, five passes defended, two forced fumbles and five fumble recoveries in his career.
- Saw action in all 16 games (2 starts) for Denver in 2016, finishing with 19 tackles (8 solo) and one fumble recovery.
- Played 12 games (3 starts) for Indianapolis in 2015, registering 14 tackles (6 solo) and two fumble recoveries before being placed on injured reserve on Dec. 21, 2015.
- Spent the first three seasons of his career and the 2015 preseason with Cleveland before being traded to Indianapolis on Sept. 11, 2015.
- Started 41-of-53 games at Boise State University, totaling 131 career tackles, 15.5 sacks, four fumble recoveries and one forced fumble.
- Joined the Broncos as an unrestricted free agent on Aug. 1, 2016.
- Selected by Cleveland in the sixth round (205th overall) of the 2012 NFL Draft.

CAREER TRANSACTIONS: Signed by Cleveland as a draft choice 5/11/12; Traded to Indianapolis 9/11/15; Signed by Denver 8/1/16.



2017: Winn was placed on injured reserve on Sept. 12.

2016: Winn played all 16 games (2 starts) for Denver, finishing with 19 tackles (8 solo) and one fumble recovery... Made his Broncos debut vs. Car. (9/8)... Made one tackle and recovered a fumble (4 yds.) at T.B. (10/2)... Registered four tackles (2 solo) vs. S.D. (10/30)... Started and assisted on one tackle at N.O. (11/13).

2015: Winn played 12 games (3 starts) for Indianapolis after being acquired in a trade before the start of the regular season... Spent training camp competing with the Browns... Recorded 14 tackles (11 solo) and two fumble recoveries... Matched a career-high with five tackles vs. N.O. (10/25)... Placed on injured reserve on Dec. 21.

2014: Winn saw action in 13 games (5 starts) for Cleveland, totaling a career-best 31 tackles (17 solo), one interception, one forced fumble and one blocked field goal... Blocked a 31-yard field goal vs. T.B. (11/2)... Picked off Panthers quarterback Cam Newton for his first second interception vs. Car. (12/21).

2013: Winn played 11 games (3 starts) for Cleveland, posting 30 tackles (21 solo), two sacks (13 yds.) and one forced fumble... Saw action at fullback in goal line situations... Forced a fumble that led to a touchdown vs. Chi. (12/15).

2012: Selected by the Browns in the sixth round (205th overall) of the 2012 NFL Draft, Winn started 10-of-16 games played as a rookie... Tallied 26 tackles (19 solo), one sack (6 yds.), one interception and two fumble recoveries... Made his NFL debut and earned his first start vs. Phi. (9/9)... Recorded first career fumble recovery and returned it 35 yards vs. Cin. (10/14)... Notched his first sack vs. S.D. (10/28)... Posted his first interception vs. Pit. (11/25).

COLLEGE: Winn opened 41-of-53 games at Boise State University, totaling 131 career tackles, 15.5 sacks, four fumble recoveries and one forced fumble... Tallied 33 tackles, three sacks and one fumble recovery as a senior... Posted 28 tackles and 4.5 sacks as a junior... Named a second-team All-Mountain West Conference pick as a sophomore after notching 44 tackles, six sacks and three passes defended.

PERSONAL: Winn attended Las Vegas (Nev.) High School where he was named a first-team all-state choice as a senior after recording 18 sacks, three forced fumbles and two fumble recoveries... Also lettered in wrestling and track... Played in the East-West All-American Bowl following his senior season... Billy Winn was born on April 15, 1989, in Las Vegas.

WINN'S REGULAR SEASON RECORD

Year	Club	G	S	UT	A	TT	S-Yds.	I-Yds.	PD	FF	FR	TD-Int.	TD-FR	S	Pts.
2012	Cleveland	16	10	19	7	26	1-6	1-0	3	0	2	0	0	0	0
2013	Cleveland	11	3	18	3	21	2-13	0-0	0	1	0	0	0	0	0
2014	Cleveland	13	5	17	14	31	0-0	1-0	2	0	0	0	0	0	0
2015	Indianapolis	12	3	6	8	14	0-0	0-0	0	0	2	0	0	0	0
2016	Denver	16	2	8	11	19	0-0	0-0	0	0	1	0	0	0	0
CAREER TOTALS		68	23	68	43	111	3-19	2-0	5	2	5	0	0	0	0

WINN'S SINGLE-GAME HIGHS


(Postseason in parentheses)

Tackles — 5, four times, last vs. New Orleans, 10/25/15. **Sacks** — 1, three times, last at Pittsburgh, 12/29/13. **Sack yards** — 7 at Pittsburgh, 12/29/13.

BILLY WINN'S 2016 GAME-BY-GAME

(Victories asterisked)

2016 DENVER (9-7)		TACKLES												
Date	Opponent	P/S	UT	A	TT	S-Yds.	I-Yds.	PD	FF	FR				
Sep 8	vs. Carolina*	P	0	0	0	0-0	0-0	0	0	0				
Sep 18	vs. Indianapolis*	P	1	0	1	0-0	0-0	0	0	0				
Sep 25	at Cincinnati*	P	1	0	1	0-0	0-0	0	0	0				
Oct 2	at Tampa Bay*	P	0	1	1	0-0	0-0	0	0	1				
Oct 9	vs. Atlanta	P	0	2	2	0-0	0-0	0	0	0				
Oct 13	at San Diego	P	2	0	2	0-0	0-0	0	0	0				
Oct 24	vs. Houston*	P	0	1	1	0-0	0-0	0	0	0				
Oct 30	vs. San Diego*	P	2	2	4	0-0	0-0	0	0	0				
Nov 6	at Oakland	P	0	0	0	0-0	0-0	0	0	0				
Nov 13	at New Orleans*	S	0	1	2	0-0	0-0	0	0	0				
Nov 27	vs. Kansas City	P	0	1	1	0-0	0-0	0	0	0				
Dec 4	at Jacksonville*	P	1	0	1	0-0	0-0	0	0	0				
Dec 11	at Tennessee	P	0	0	0	0-0	0-0	0	0	0				
Dec 18	vs. New England	P	1	1	2	0-0	0-0	0	0	0				
Dec 25	at Kansas City	P	0	0	0	0-0	0-0	0	0	0				
Jan 1	vs. Oakland*	S	0	1	1	0-0	0-0	0	0	0				
Season Totals			16/2	8	11	19	0-0	0-0	0	0	1			



DEREK WOLFE

95

DEFENSIVE END

6-5 • 285 • 6TH YR. • CINCINNATI

BORN: Feb. 24, 1990, in Lisbon, Ohio

HIGH SCHOOL: Beaver Local High School, Lisbon, Ohio

ACQUIRED: Draft #2a (36th overall), 2012

NFL YEAR: 6th • YEAR WITH BRONCOS: 6th

NFL GAMES PLAYED/STARTED: 80/80 • POSTSEASON GP/GS: 5/5



WOLFE AT A GLANCE:

- A sixth-year defensive lineman who started all 80 regular-season games and five postseason contests played during his first six NFL seasons with Denver, totaling 223 tackles (153 solo), 24.5 sacks (159.5 yds.), eight passes defended and one fumble recovery.
- Totaled a career-best 51 tackles (38 solo), 5.5 sacks (32.0 yds.) and four passes defended for the Broncos in 2016.
- Notched 49 tackles (35 solo) and 5.5 sacks (38.5 yds.) in 2015, finishing with at least half a sack in nine of his last 10 games (including the postseason).
- Named AFC Defensive Player of the Week after posting seven tackles (4 solo) vs. G.B. (11/1/15).
- Recorded 35 tackles (24 solo), 1.5 sacks (1 yd.), three passes defended and one fumble recovery in addition to one blocked field goal for the Broncos in 2014.
- Opened all 16 contests in 2012 to join Barney Chavous (1973) as the only Broncos defensive linemen in team history to start every game as a rookie.
- Finished fourth on the team with six sacks (41 yds.) during his rookie campaign while participating in the seventh-most defensive snaps (903) on the club.
- Started his final 38 games at the University of Cincinnati, finishing fourth on the Bearcats' all-time list with 19.5 career sacks.
- Named Big East Conference co-Defensive Player of the Year and earned second-team All-America honors as a senior in 2011 after recording 9.5 sacks on the season and ranking first among Football Subdivision defensive tackles with 21.5 tackles for a loss.
- Selected by the Broncos in the second round (36th overall) of the 2012 NFL Draft.

CAREER TRANSACTIONS: Signed by Denver as a draft choice 5/21/12.



2017: Wolfe made pair of stops vs. LAC (9/11)... Recorded two tackles (1 solo), including a five-yard tackle for loss, vs. Dal. (9/17)... Posted three tackles (2 solo) at Buf. (9/24)... Tallied three tackles (2 solo) and one sack (8 yds.) vs. Oak. (10/1)... Registered two solo tackles vs. NYG (10/15)... Notched three tackles (2 solo) at LAC (10/22)... Posted three tackles (1 solo) at K.C. (10/30) and at Phi. (11/5)... Assisted on four tackles vs. N.E. (11/12)... Sacked Andy Dalton (5 yds.) and made five solo tackles, including three tackles for loss, vs. Cin. (11/19)... Assisted on one tackle before leaving with a neck injury at Oak. (11/26)... Was inactive at Mia. (12/3).

2016: Wolfe started all 14 games played and finished with a career-best 51 tackles (38 solo), 5.5 sacks (32.0 yds.) and four passes defended... Notched a career-best 2.5 sacks (16 yds.), six tackles (5 solo) and five quarterback hits at T.B. (10/2)... Returned from injury to post eight tackles (5 solo) and one sack (7 yds.) vs. K.C. (11/27)... Tied for the team lead with six solo tackles at Jac. (12/4)... Made solo two tackles before leaving the game with a neck injury at K.C. (12/25).

2015: Wolfe tallied a career-best 49 tackles (35 solo) and 5.5 sacks (38.5 yds.) while starting all 12 games played in the regular season... Posted 15 tackles (10 solo) and 2.5 sacks (15 yds.) in Denver's three postseason contests... Finished the regular season and postseason with at least half a sack in seven straight contests and in nine of his last 10 games overall... Named AFC Defensive Player of the Week after leading the team with seven tackles (3 solo) vs. G.B. (11/1)... Led the team with a career-best eight tackles (6 solo) and sacked Patriots QB Tom Brady for 4 yards vs. N.E. (11/29)... Took down Steelers QB Ben Roethlisberger (8 yds.) and added four tackles (1 solo) in Denver's AFC Divisional Playoff Game vs. Pit. (1/17)... Posted six solo tackles, one sack (2 yds.) and one pass defended in Denver's AFC Championship Game vs. N.E. (1/24)... Tallied five tackles (3 solo) and 0.5 sacks (5 yds.) in Denver's Super Bowl 50 victory vs. Car. (2/7).

2014: Wolfe started all 16 regular-season games for the second time in his career, totaling 35 tackles (24 solo), 1.5 sacks (1 yd.) and one pass defended... Contributed to a defensive line that allowed just 79.8 rushing yards per game—the lowest single-season figure in team history and second-best mark in the NFL in 2014... Recorded season highs with five tackles each at NYJ (10/12) and N.E. (11/2)... Blocked his first career field

goal at S.D. (12/14).

2013: Wolfe started the first 11 games for Denver, registering 16 tackles (11 solo) and four sacks (34 yds.) before missing six games and being placed on injured reserve (illness) on Jan. 14... Made a pair of tackles behind the line of scrimmage vs. Bal. (9/5)... Recovered his first career fumble and sacked quarterback Robert Griffin III vs. Was. (10/27).

2012: Wolfe opened all 16 regular-season games as well as Denver's postseason contest to join Barney Chavous (1973) as the only defensive linemen in Broncos history to start every game as a rookie... Finished third on the team with six sacks (41 yds.) and added 40 tackles (26 solo) while playing 903 defensive snaps... Became just the sixth Broncos rookie to register a sack in the team's season opener as he dropped quarterback Ben Roethlisberger for a 9-yard loss vs. Pit. (9/9)... Sacked quarterback Brady Quinn for a 5-yard loss in the second quarter vs. K.C. (12/30) to mark his third consecutive game with a quarterback takedown... Made three tackles in Denver's AFC Divisional Playoff Game vs. Bal. (1/12).

COLLEGE: Wolfe played 45 career games at the University of Cincinnati, starting his final 38 contests and totaling 161 tackles (89 solo), 19.5 sacks (126 yds.), two passes defended, three forced fumbles and three fumble recoveries... Finished fourth on the school's all-time sack list... Named Big East Conference co-Defensive Player of the Year and a second-team All-America selection after totaling 70 tackles (37 solo), 9.5 sacks (66 yds.), two forced fumbles and one fumble recovery as a senior... Ranked fifth in the nation with 21.5 tackles for a loss—a total that represented the fourth-most in school history and the most by a Football Bowl Subdivision defensive tackle in 2011... Recorded 48 tackles (29 solo), four sacks (21 yds.) and one pass defended as a junior to earn second-team all-conference honors from *The NFL Draft Report*... Contributed as a 13-game starter as a sophomore, totaling 41 tackles (21 solo), five sacks (32 yds.), one forced fumble and one fumble recovery... Played seven games at defensive tackle as a true freshman after being recruited to the Bearcats as an offensive tackle... Recognized as the All-American Strength and Conditioning Athlete of the Year by the National Strength and Conditioning Association (NSCA) in April 2011.

PERSONAL: Wolfe lettered three times as a defensive end, outside linebacker, tight end and offensive tackle at Beaver Local High School in Lisbon, Ohio, where he finished his prep career with 205 tackles... Collected 78 tackles and seven sacks as a senior in 2007 to earn Division III All-Ohio, All-Ohio Valley Athletic Conference, All-Eastern District and All-Ohio Valley Class AAAA first-team honors... Competed on the school's powerlifting team and qualified for the state finals as a junior and senior... Majored in criminal justice at Cincinnati and was named to the Big East Academic Honor Roll as a senior... Named the recipient of the 2015 Lou Holtz/Ohio Valley Hall of Fame Banquet's Lifetime Achievement Award... Derek J. Wolfe was born on Feb. 24, 1990, in Lisbon, Ohio.

WOLFE'S REGULAR SEASON RECORD

Year	Club	G	S	UT	A	TT	S-Yds.	I-Yds.	PD	FF	FR	TD-Int.	TD-FR	S	Pts.
2012	Denver	16	16	26	14	40	6-41	0-0	2	0	0	0	0	0	0
2013	Denver	11	11	11	5	16	4-34	0-0	0	0	1	0	0	0	0
2014	Denver	16	16	24	11	35	1.5-1	0-0	1	0	0	0	0	0	0
2015	Denver	12	12	35	14	49	5.5-38.5	0-0	1	0	0	0	0	0	0
2016	Denver	14	14	38	13	51	5.5-32	0-0	4	0	0	0	0	0	0
2017	Denver	11	11	18	14	32	2-13	0-0	0	0	0	0	0	0	0
CAREER TOTALS		80	80	152	71	223	24.5-159.5	0-0	8	0	1	0	0	0	0

ADDITIONAL STATISTICS: Blocked a field goal at San Diego, 12/14/14.

WOLFE'S POSTSEASON RECORD

Year	Club	G	S	UT	A	TT	S-Yds.	I-Yds.	PD	FF	FR	TD-Int.	TD-FR	S	Pts.
2012	Denver	1	1	2	1	3	0-0	0-0	0	0	0	0	0	0	0
2014	Denver	1	1	2	1	3	0-0	0-0	0	0	0	0	0	0	0
2015	Denver	3	3	10	5	15	2.5-15	0-0	1	0	0	0	0	0	0
CAREER TOTALS		5	5	14	7	21	2.5-15	0-0	1	0	0	0	0	0	0

WOLFE'S SINGLE-GAME HIGHS

(Postseason in parentheses)

Tackles — 9 vs. New England, 11/29/15 (6 vs. New England, 1/24/16). **Sacks** — 2.5 at Tampa Bay, 10/2/16 (1, twice, last vs. New England, 1/24/16). **Sack yards** — 16 at Tampa Bay, 10/2/16 (8 vs. Pittsburgh, 1/17/16). **Pass defended** — 1, eight times, last vs. New England, 12/18/16 (1 vs. New England, 1/24/16). **Fumble recoveries** — 1 vs. Washington, 10/27/13 (none). **Fumble return yards** — 1 vs. Washington, 10/27/13 (none).

DEREK WOLFE'S 2017 GAME-BY-GAME

(Victories asterisked)

2017 DENVER (3-9)		TACKLES								
Date	Opponent	P/S	UT	A	TT	S-Yds.	I-Yds.	PD	FF	FR
Sep 11	vs. LA Chargers*	S	1	1	2	0-0	0-0	0	0	0
Sep 17	vs. Dallas*	S	1	1	2	0-0	0-0	0	0	0
Sep 24	at Buffalo	S	2	1	3	0-0	0-0	0	0	0
Oct 1	vs. Oakland*	S	2	1	3	1-8	0-0	0	0	0
Oct 15	vs. New York Giants	S	2	0	2	0-0	0-0	0	0	0
Oct 22	at LA Chargers	S	2	1	3	0-0	0-0	0	0	0
Oct 30	at Kansas City	S	1	2	3	0-0	0-0	0	0	0
Nov 5	at Philadelphia	S	2	2	4	0-0	0-0	0	0	0
Nov 12	vs. New England	S	0	4	4	0-0	0-0	0	0	0
Nov 19	vs. Cincinnati	S	5	0	5	1-5	0-0	0	0	0
Nov 26	at Oakland	S	0	1	1	0-0	0-0	0	0	0
Dec 3	at Miami					INACTIVE				
Season Totals			11/11	18	14	32	2-13	0-0	0	0

DENVER BRONCOS / WEEK 16 / THROUGH MONDAY, DECEMBER 25, 2017

WON 5, LOST 10				* RUSHING		No.	Yds	Avg	Long	TD		
09/11	W 24-21	L.A. Chargers	76,324	C. Anderson	227	946	4.2	40	3			
09/17	W 42-17	Dallas	76,919	Charles	69	296	4.3	19	1			
09/24	L 16-26	at Buffalo	68,865	Booker	76	278	3.7	26	1			
10/01	W 16-10	Oakland	76,909	Siemian	31	127	4.1	15	1			
10/15	L 10-23	N.Y. Giants	76,721	Oswieiler	14	64	4.6	18t	1			
10/22	L 0-21	at L.A. Chargers	25,388	Lynch	2	17	8.5	11	0			
10/30	L 19-29	at Kansas City	76,573	Janovich	6	12	2.0	4	1			
11/05	L 23-51	at Philadelphia	69,596	McKenzie	1	4	4.0	4	0			
11/12	L 16-41	New England	76,820	D. Henderson	2	-2	-1.0	1	0			
11/19	L 17-20	Cincinnati	75,707	TEAM	428	1742	4.1	40	8			
11/26	L 14-21	at Oakland	54,994	OPPONENTS	401	1320	3.3	47	7			
12/03	L 9-35	at Miami	65,092	* RECEIVING	No.	Yds	Avg	Long	TD			
12/10	W 23-0	N.Y. Jets	75,518	De. Thomas	77	892	11.6	40	4			
12/14	W 25-13	at Indianapolis	63,411	Sanders	47	555	11.8	38	2			
12/24	L 11-27	at Washington	72,889	Booker	29	250	8.6	29	0			
12/31		Kansas City		C. Anderson	28	224	8.0	25	1			
		Denv.		Fowler	25	294	11.8	29	3			
		Opp.		Charles	23	129	5.6	20	0			
TOTAL FIRST DOWNS		275	243	Latimer	19	287	15.1	32	2			
Rushing		84	61	Derby	19	224	11.8	29	2			
Passing		167	152	Green	13	185	14.2	44	1			
Penalty		24	30	Heurman	8	133	16.6	54t	2			
3rd Down: Made/Att		89/229	62/198	Traylor	8	100	12.5	34	0			
3rd Down Pct.		38.9	31.3	Taylor	7	77	11.0	22	0			
4th Down: Made/Att		6/18	6/20	Janovich	4	35	8.8	16	0			
4th Down Pct.		33.3	30.0	McKenzie	3	22	7.3	14	0			
POSSESSION AVG.		31:30	28:30	D. Henderson	1	7	7.0	7	0			
TOTAL NET YARDS		4849	4261	TEAM	311	3414	11.0	54t	17			
Avg. Per Game		323.3	284.1	OPPONENTS	272	3101	11.4	64t	29			
Total Plays		1010	887	* INTERCEPTIONS	No.	Yds	Avg	Long	TD			
Avg. Per Play		4.8	4.8	Simmons	2	65	32.5	65t	1			
NET YARDS RUSHING		1742	1320	C. Harris	2	36	18.0	23	0			
Avg. Per Game		116.1	88.0	Stewart	2	24	12.0	24	0			
Total Rushes		428	401	Talib	1	103	103.0	103t	1			
NET YARDS PASSING		3107	2941	Parks	1	0	0.0	0	0			
Avg. Per Game		207.1	196.1	Roby	1	0	0.0	0	0			
Sacked/Yards Lost		47/307	31/160	TEAM	9	228	25.3	103t	2			
Gross Yards		3414	3101	OPPONENTS	20	396	19.8	101	2			
Att./Completions		535/311	455/272	* PUNTING	No.	Yds	Avg	Net	TB	In	Lg	B
Completion Pct.		58.1	59.8	Dixon	69	3174	46.0	40.2	3	21	60	2
Had Intercepted		20	9	McManus	1	26	26.0	26.0	0	1	26	0
PUNTS/AVERAGE		72/44.4	83/46.1	TEAM	72	3200	44.4	40.0	3	22	60	2
NET PUNTING AVG.		72/40.0	83/41.0	OPPONENTS	83	3824	46.1	41.0	4	31	69	1
PENALTIES/YARDS		109/855	85/781	* PUNT RETURNS	Ret	FC	Yds	Avg	Long	TD		
FUMBLES/BALL LOST		25/11	11/6	McKenzie	21	7	183	8.7	44	0		
TOUCHDOWNS		28	41	Taylor	10	12	97	9.7	24	0		
Rushing		8	7	Sharp	5	1	55	11.0	16	0		
Passing		17	29	Sanders	2	0	-2	-1.0	3	0		
Returns		3	5	Fowler	1	0	6	6.0	6	0		
* SCORE BY PERIODS	Q1	Q2	Q3	Q4	OT	PTS						
TEAM	56	59	81	69	0	265						
OPPONENTS	70	136	56	93	0	355						
* SCORING	TD-Ru-Pa-Rt	K-PAT	FG	S	PTS	OPPONENTS						
McManus	0 0 0 0	24/24	23/31	0	93	* KICKOFF RETURNS	No.	Yds	Avg	Long	TD	
C. Anderson	4 3 1 0			0	26	Booker	14	276	19.7	28	0	
De. Thomas	4 0 4 0			0	24	Latimer	8	190	23.8	36	0	
Fowler	3 0 3 0			0	18	Langley	6	183	30.5	61	0	
Latimer	2 0 2 0			0	14	McKenzie	3	50	16.7	21	0	
Derby TM	2 0 2 0			0	12	Janovich	1	10	10.0	10	0	
Heurman	2 0 2 0			0	12	TEAM	32	709	22.2	61	0	
Sanders	2 0 2 0			0	12	OPPONENTS	18	434	24.1	103t	1	
Booker	1 1 0 0			0	6	* FIELD GOALS	1-19	20-29	30-39	40-49	50+	
Charles	1 1 0 0			0	6	McManus	0/0	6/8	10/11	4/6	3/6	
Green	1 0 1 0			0	6	TEAM	0/0	6/8	10/11	4/6	3/6	
Janovich	1 1 0 0			0	6	OPPONENTS	0/0	7/7	4/5	6/8	5/5	
Marshall	1 0 0 1			0	6	McManus: (20G,50N)(49N)(38G,35G,28G)(28G,36G,						
Oswieiler	1 1 0 0			0	6	46G,29N)(35N,28G,53B)(27G,34G)(52G,53G,24G)						
Siemian	1 1 0 0			0	6	(39G,33G,36G)(61B,45G)(31G)(31G,29N,53G,40G)						
Simmons	1 0 0 1			0	6	(40N,40G)(31G)						
Talib	1 0 0 1			0	6	OPP: (44B)(56G)(49G,55G,53G,27G)(38G)(25G,51G,						
TEAM	28	8	17	3	24/24	23/31	0	265	49B,40G)(25G,32G,43G,51G,42G)(45G)(25G,28G)(
OPPONENTS	41	7	29	5	39/41	22/25	2	355	(35N)(37G)(45G,39G)(26G,29G)			
2-Pt Conv: C. Anderson, Latimer, TM 2-4, OPP 0-0 SACKS: Miller 10, S. Harris 4.5, Barrett 4, Marshall 3, Gotsis 2, Wolfe 2, Davis 1, D. Peko 1, Ray 1, Roby 1, Simmons 1, Kerr 0.5, TM 31, OPP 47 FUM/LOST: McKenzie 6/2, Siemian 5/2, Booker 2/1, Charles 2/2, Oswieiler 2/1, C. Anderson 1/1, Derby(TM) 1/1, Fowler 1/0, Latimer 1/0, Lynch 1/0, Paradis 1/0, Taylor 1/0, De. Thomas 1/1												
* PASSING	Att	Cmp	Yds	Cmp%	Yds/Att	TD	TD%	Int	Int%	Long	Sack/Lost	Rating
Siemian	349	206	2285	59.0	6.55	12	3.4	14	4.0	44	33/220	73.3
Oswieiler	172	96	1088	55.8	6.33	5	2.9	5	2.9	54t	10/64	72.5
Lynch	14	9	41	64.3	2.93	0	0.0	1	7.1	19	4/23	38.4
TEAM	535	311	3414	58.1	6.38	17	3.2	20	3.7	54t	47/307	72.1
OPPONENTS	455	272	3101	59.8	6.82	29	6.4	9	2.0	64t	31/160	93.3

DENVER BRONCOS 2017 DEFENSIVE STATISTICS (5-10)

(based on press box totals)

	PLAYER	TT	UT	AT	Sk.	Yds.	Int.	Yds.	TFL	QBH	PD	FF	FR
1	Brandon Marshall	101	71	30	3	10	0	0	6	2	3	1	1
2	Todd Davis	78	48	30	1	2	0	0	4	1	0	0	0
3	Justin Simmons	63	46	17	1	6	2	65	4	2	5	0	0
4	Darian Stewart	61	50	11	0	0	2	24	3	0	4	0	0
5	Von Miller	57	51	6	10	64.5	0	0	17	22	3	2	1
6	Will Parks	46	32	14	0	0	1	0	2	1	4	0	0
7	Bradley Roby	40	34	6	1	0	1	0	1	1	17	1	1
8	Chris Harris Jr.	39	31	8	0	0	2	36	1	0	7	1	0
	Adam Gotsis	39	27	12	2	4	0	0	4	5	4	0	1
10	Domata Peko Sr.	38	24	14	1	5	0	0	6	1	0	0	1
11	Shaquil Barrett	33	27	6	4	19	0	0	6	9	0	2	1
12	Shelby Harris	32	20	12	4.5	25	0	0	6	8	3	0	0
13	Derek Wolfe	31	18	13	2	13	0	0	6	6	0	0	0
14	Aqib Talib	30	22	8	0	0	1	103	0	0	7	1	0
15	Zach Kerr	19	10	9	0.5	3.5	0	0	2	2	1	0	0
16	Zaire Anderson	16	12	4	0	0	0	0	1	0	0	0	0
	Shane Ray	16	10	6	1	8	0	0	3	4	0	0	0
18	Jamal Carter	6	4	2	0	0	0	0	0	0	0	0	0
19	Kyle Peko	5	3	2	0	0	0	0	0	0	0	0	0
20	DeMarcus Walker	4	4	0	0	0	0	0	0	3	0	0	0
	Corey Nelson	4	2	2	0	0	0	0	0	0	0	0	0
22	Dymonte Thomas	2	0	2	0	0	0	0	0	0	0	0	0
23	Jordan Taylor	1	1	0	0	0	0	0	1	0	0	0	0
	Deiontrez Mount	1	1	0	0	0	0	0	0	0	0	0	0
	Brendan Langley	1	1	0	0	0	0	0	0	0	0	0	0
	Kasim Edebali	1	0	1	0	0	0	0	0	1	0	0	0
	Tyrrique Jarrett	1	0	1	0	0	0	0	0	0	0	0	0
	TOTALS	765	549	216	31	160	9	228	73	68	58	8	6

SPECIAL TEAMS STATISTICS (based on press box totals)

	PLAYER	TT	UT	AT	FF	FR	BK	BP	TD
1	Andy Janovich	7	5	2	0	0	0	0	0
2	Bennie Fowler III	6	6	0	0	0	0	0	0
	Justin Simmons	6	4	2	0	0	0	0	0
4	Cody Latimer	5	5	0	0	1	0	0	0
5	Will Parks	3	3	0	0	0	0	0	0
	Zaire Anderson	3	3	0	0	0	0	0	0
	Jamal Carter	3	3	0	0	0	0	0	0
8	Riley Dixon	2	2	0	0	0	0	0	0
	Devontae Booker	2	2	0	0	0	0	0	0
	Isaiah McKenzie	2	2	0	0	3	0	0	0
	Jordan Taylor	2	2	0	0	1	0	0	0
	Joseph Jones	2	2	0	0	0	0	0	0
	Casey Kreiter	2	1	1	0	0	0	0	0
14	Brendan Langley	1	1	0	0	0	0	0	0
	De'Angelo Henderson	1	1	0	0	0	0	0	0
	Jerrold Garcia-Williams	1	1	0	0	0	0	0	0
	Shaquil Barrett	1	1	0	0	0	0	1	0
	Deiontrez Mount	1	1	0	0	0	0	0	0
	Brandon McManus	1	0	1	0	0	0	0	0
20	Adam Gotsis	0	0	0	0	0	1	0	0
	Shelby Harris	0	0	0	0	0	1	0	0
	TOTALS	51	45	6	0	5	2	1	0

MIS. TACKLES: Bolles 3, Derby 2, Leary 2, Paradis 2, Sanders 2, Traylor 2, Watson 2, Charles 1, Fowler 1, Garcia 1, Green 1, McGovern 1, Taylor 1, Thomas 1, Turner 1

MIS. FUMBLE RECOVERIES: Garcia 1, Lynch 1, Paradis 1, Siemian 1

MIS. FORCED FUMBLES: None

TWO-POINT CONVERSION STOPS: None

DEFENSIVE TOUCHDOWNS: Talib (103-yd. INT ret. vs. Dal., 9/17)

Marshall (19-yd. FUM ret. at Phi., 11/5), Simmons (65-yd. INT ret. at Mia., 12/3)

BLOCKED PUNTS: Barrett (vs. Cin., 11/19)

BLOCKED KICKS: S. Harris (BFG vs. LAC, 9/11), Gotsis (BFG vs. NYG, 10/17)

BRONCOS 2017 GAME-BY-GAME PARTICIPATION

	vs. LAC (9/11)	vs. Dal. (9/17)	at Buf. (9/24)	vs. Oak. (10/1)	vs. NYG (10/15)	at LAC (10/22)	at K.C. (10/30)	at Phi. (11/5)	vs. N.E. (11/12)	vs. Cin. (11/19)	at Oak. (11/26)	at Mia. (12/3)	vs. NYJ (12/10)	at Ind. (12/14)	at Was. (12/24)	vs. K.C. (12/31)	P	S	DNP	INA			
Anderson, C.J.	RB	RB	RB	RB	RB	RB	RB	RB	RB	RB	RB	RB	RB	RB	RB	RB	15	-	15	-	0	-	0
Anderson, Zaire	P	P	P	P	P	P	ILB	ILB	P	P	P	P	P	P	P	P	15	-	2	-	0	-	0
Barbre, Allen	P	P	P	P	P	RT	P	P	RT	RT	P	P	P	P	P	P	15	-	4	-	0	-	0
Barrett, Shaquil	SLB	SLB	SLB	SLB	SLB	SLB	P	P	P	P	SLB	P	P	P	SLB		15	-	8	-	0	-	0
Bolles, Garrett	LT	LT	LT	LT	LT	LT	LT	LT	LT	LT	LT	LT	LT	LT	LT	LT	15	-	15	-	0	-	0
Booker, Devontae	INA	INA	INA	P	P	P	P	P	P	P	P	P	P	P	P	P	12	-	0	-	0	-	3
Carter, Jamal	P	P	P	P	P	P	P	P	P	P	P	P	P	P	P	P	15	-	0	-	0	-	0
Charles, Jamaal	P	P	P	P	P	P	P	P	P	P	P	P	P	P	INA		14	-	0	-	0	-	1
Crick, Jared	INA	IR	IR	IR	IR	IR	IR	IR	IR	IR	IR	IR	IR	IR	IR	IR	0	-	0	-	0	-	1
Davis, Todd	ILB	ILB	ILB	ILB	ILB	ILB	INA	INA	ILB	ILB	ILB	ILB	ILB	ILB	ILB	ILB	13	-	13	-	0	-	2
Day, Dillon	PS	PS	PS	PS	PS	DNP	NWT	NWT	PS	PS	PS	PS	PS	PS	NWT		0	-	0	-	1	-	0
Derby, A.J.	P	P	TE	P	P	P	P	P	P	NWT	NWT	NWT	NWT	NWT	NWT		9	-	1	-	0	-	0
Dielman, J.J.	NWT	NWT	NWT	NWT	NWT	NWT	NWT	NWT	NWT	NWT	NWT	NWT	NWT	NWT	INA		0	-	0	-	0	-	2*
Dixon, Riley	P	P	P	P	P	P	P	P	P	P	P	P	P	P	P	P	14	-	0	-	0	-	0
Doss, Lorenzo	INA	P	P	INA	INA	P	INA	INA	INA	INA	NWT	NWT	NWT	NWT	NWT		3	-	0	-	0	-	7
Edebali, Kasim	P	P	P	P	P	P	P	P	P	NWT	NWT	NWT	NWT	NWT	NWT		9	-	0	-	0	-	0
Fowler III, Bennie	P	WR	P	P	WR	P	P	P	P	P	P	P	P	P	WR		15	-	3	-	0	-	0
Garcia, Max	LG	LG	LG	LG	LG	LG	LG	LG	LG	LG	LG	LG	LG	LG	LG	LG	15	-	15	-	0	-	0
Garcia-Williams, Jerrol	PS	PS	PS	PS	PS	P	P	P	P	P	P	P	P	P	P	P	10	-	0	-	0	-	0
Gotsis, Adam	P	DE	DE	DE	DE	DE	DE	DE	DE	P	P	DE	DE	DE	DE	DE	15	-	12	-	0	-	0
Green, Virgil	TE	TE	TE	TE	TE	TE	TE	TE	TE	TE	TE	TE	TE	TE	TE	TE	15	-	15	-	0	-	0
Harris Jr., Chris	RCB	RCB	RCB	RCB	RCB	RCB	P	RCB	RCB	RCB	RCB	RCB	RCB	RCB	RCB	RCB	15	-	14	-	0	-	0
Harris, Shelby	DE	P	P	P	P	P	P	P	P	P	P	DE	NT	DE	DE		15	-	5	-	0	-	0
Henderson, De'Angelo	P	P	P	INA	INA	INA	INA	INA	INA	INA	INA	INA	INA	INA	INA	P	4	-	0	-	0	-	11
Heurman, Jeff	P	P	P	TE	P	TE	TE	P	TE	INA	INA	P	P	P	TE		13	-	5	-	0	-	2
Hunter, Michael	NWT	NWT	NWT	NWT	NWT	NWT	NWT	NWT	NWT	NWT	NWT	NWT	NWT	NWT	INA		4*	-	0	-	0	-	3*
Janovich, Andy	FB	P	P	P	P	P	P	FB	P	FB	P	P	P	P	P	P	15	-	4	-	0	-	0
Jarrett, Tyrique	P	NWT	PS	PS	PS	PS	PS	PS	PS	PS	PS	PS	PS	PS	NWT		1	-	0	-	0	-	0
Jones, Joseph	NWT	NWT	NWT	NWT	NWT	NWT	NWT	NWT	INA	P	P	P	P	P	P	P	6	-	0	-	0	-	1
Kerr, Zach	INA	INA	P	INA	INA	P	P	P	P	P	P	P	DE	P	P		11	-	1	-	0	-	4
Kouandjio, Cyrus	NWT	NWT	NWT	NWT	NWT	NWT	NWT	NWT	P	INA	INA	INA	INA	INA	P		2	-	0	-	0	-	5
Kreiter, Casey	P	P	P	P	P	P	P	P	P	P	P	P	P	P	P	P	15	-	0	-	0	-	0
LaCosse, Matt	NWT	NWT	NWT	NWT	NWT	NWT	NWT	NWT	NWT	NWT	NWT	NWT	NWT	INA	P		4*	-	1*	-	0	-	6*
Langley, Brendan	P	INA	INA	P	P	P	P	P	P	P	P	P	P	INA	INA	INA	10	-	0	-	0	-	5
Latimer, Cody	P	P	P	INA	INA	INA	P	P	P	P	P	WR	P	P	INA		11	-	1	-	0	-	4
Leary, Ron	RG	RG	RG	RG	RG	RG	RG	RG	RG	RG	RG	INA	INA	IR	IR		11	-	11	-	0	-	2
Lynch, Paxton	INA	INA	INA	INA	INA	INA	INA	INA	INA	DNP	QB	INA	INA	INA	DNP		1	-	1	-	2	-	12
Marshall, Brandon	ILB	ILB	ILB	ILB	ILB	ILB	ILB	ILB	ILB	ILB	ILB	ILB	ILB	ILB	ILB	ILB	15	-	15	-	0	-	0
McGovern, Connor	P	P	P	P	P	DNP	P	P	P	P	P	RG	RG	RG	RG		14	-	4	-	1	-	0
McKenzie, Isaiah	P	P	P	P	P	INA	P	P	P	INA	INA	P	INA	INA	P		10	-	0	-	0	-	5
McManus, Brandon	P	P	P	P	P	P	P	P	P	P	P	P	P	P	P	P	15	-	0	-	0	-	0
Miller, Von	WLB	WLB	WLB	WLB	WLB	WLB	WLB	WLB	WLB	WLB	WLB	WLB	WLB	WLB	WLB	WLB	15	-	15	-	0	-	0
Mount, Deiontrez	PS	PS	PS	PS	PS	PS	PS	PS	PS	P	P	P	P	P	P	P	6	-	0	-	0	-	0
Nelson, Corey	P	P	P	P	P	IR	IR	IR	IR	IR	IR	IR	IR	IR	IR	IR	5	-	0	-	0	-	0
Osweiler, Brock	DNP	DNP	DNP	DNP	P	DNP	DNP	QB	QB	QB	INA	DNP	DNP	P	QB		6	-	4	-	8	-	1
Paradis, Matt	C	C	C	C	C	C	C	C	C	C	C	C	C	C	C	C	15	-	15	-	0	-	0
Parks, Will	P	P	P	P	P	P	DB	P	P	P	P	DB	P	SS	SS		15	-	4	-	0	-	0
Peko Sr., Domata	NT	NT	NT	NT	NT	NT	NT	NT	NT	NT	NT	INA	INA	NT	NT	NT	13	-	13	-	0	-	2
Peko, Kyle	PS	P	INA	INA	INA	NWT	PS	PS	PS	PS	INA	P	P	P	P	P	5	-	0	-	0	-	4
Ray, Shane	IR	IR	IR	IR	IR	IR	SLB	SLB	SLB	SLB	P	SLB	SLB	SLB	IR		8	-	7	-	0	-	0
Rios, Marcus	PS	PS	PS	PS	PS	PS	PS	PS	PS	PS	PS	P	P	P	P	P	4	-	0	-	0	-	0
Roby, Bradley	P	P	P	P	P	P	P	P	P	CB	CB	LCB	P	P	P		15	-	3	-	0	-	0
Rubin, Ahtyba	NWT	INA	INA	P	P	NWT	NWT	NWT	NWT	NWT	NWT	NWT	NWT	NWT	NWT		2	-	0	-	0	-	2
Sanders, Emmanuel	WR	WR	WR	WR	WR	INA	INA	WR	WR	P	WR	WR	WR	WR	INA		12	-	11	-	0	-	3
Sharpe, Hunter	PS	PS	PS	PS	PS	P	NWT	PS	PS	PS	PS	PS	PS	NWT	NWT		1	-	0	-	0	-	0
Siemian, Trevor	QB	QB	QB	QB	QB	QB	QB	DNP	DNP	INA	P	QB	QB	QB	IR		11	-	10	-	2	-	1
Simmons, Justin	SS	SS	SS	SS	SS	SS	SS	SS	SS	SS	SS	SS	SS	IR	IR		13	-	13	-	0	-	0
Snyder, Kevin	NWT	NWT	NWT	NWT	NWT	NWT	P	P	NWT	NWT	NWT	NWT	NWT	NWT	NWT		2	-	0	-	0	-	0
Stephenson, Donald	P	P	DNP	P	INA	INA	INA	INA	INA	DNP	DNP	RT	RT	RT	RT		7	-	4	-	3	-	5
Stewart, Darian	FS	FS	FS	FS	FS	FS	FS	FS	FS	FS	FS	FS	FS	FS	FS	FS	15	-	15	-	0	-	0
Talib, Aqib	LCB	LCB	LCB	LCB	LCB	LCB	LCB	LCB	LCB	LCB	LCB	SUS	LCB	LCB	LCB		14	-	14	-	0	-	0
Taylor, Jordan	INA	INA	INA	P	P	WR	WR	INA	INA	P	P	INA	P	P	P		9	-	2	-	0	-	6
Thomas, Demaryius	WR	WR	WR	WR	WR	WR	WR	WR	WR	WR	WR	WR	WR	WR	WR	WR	15	-	15	-	0	-	0
Thomas, Dymonte	PS	PS	PS	PS	PS	PS	PS	PS	PS	PS	PS	PS	PS	P	P		2	-	0	-	0	-	0
Traylor, Austin	PS	PS	PS	PS	PS	PS	PS	PS	PS	TE	P	P	TE	TE	P		6	-	3	-	0	-	0
Turner, Billy	INA	INA	INA	INA	P	IR	IR	IR	IR	IR	IR	IR	IR	IR	IR		1	-	0	-	0	-	4
Walker, DeMarcus	P	P	P	P	P	P	INA	INA	INA	INA	INA	P	P	INA	P		9	-	0	-	0	-	6
Watson, Menelik	RT	RT	RT	RT	RT	INA	RT	RT	IR	IR	IR	IR	IR	IR	IR		7	-	7	-	0	-	1
Wilkinson, Elijah	PS	PS	PS	PS	PS	DNP	P	P	P	P	P	P	P	P	P		9	-	0	-	1	-	0
Wolfe, Derek	DE	DE	DE	DE	DE	DE	DE	DE	DE	DE	DE	DE	INA	IR	IR	IR	11	-	11	-	0	-	1

KEY: IR-injured reserve; INA-inactive; DNP-did not play; NWT-not with team; PS-practice squad; SUS-suspended
 *Includes games with other NFL teams

DENVER BRONCOS 2017 PLAY COUNTS

Quarterbacks												
Name	Pos	G	GS	OffPI	OffPI/G	OffPI%	DefPI	DefPI/G	DefPI%	SpTmPI	SpTmPI/G	SpTmPI%
Trevor Siemian	QB	11	10	677	61.5	87.0	0	0.0	0.0	0	0.0	0.0
Brock Osweiler	QB	5	3	278	55.6	75.1	0	0.0	0.0	0	0.0	0.0
Paxton Lynch	QB	1	1	33	33.0	55.9	0	0.0	0.0	0	0.0	0.0
Running Backs												
Name	Pos	G	GS	OffPI	OffPI/G	OffPI%	DefPI	DefPI/G	DefPI%	SpTmPI	SpTmPI/G	SpTmPI%
C.J. Anderson	RB	14	14	539	38.5	54.6	0	0.0	0.0	0	0.0	0.0
Devontae Booker	RB	11	0	247	22.5	32.0	0	0.0	0.0	123	11.2	39.2
Jamaal Charles	RB	14	0	206	14.7	20.9	0	0.0	0.0	0	0.0	0.0
Andy Janovich	FB	14	4	140	10.0	14.2	0	0.0	0.0	269	19.2	66.9
De'Angelo Henderson	RB	3	0	0	0.0	0.0	0	0.0	0.0	47	15.7	53.4
Receivers												
Name	Pos	G	GS	OffPI	OffPI/G	OffPI%	DefPI	DefPI/G	DefPI%	SpTmPI	SpTmPI/G	SpTmPI%
Demaryius Thomas	WR	14	14	792	56.6	80.2	0	0.0	0.0	1	0.1	0.2
Emmanuel Sanders	WR	12	11	636	53.0	74.7	0	0.0	0.0	2	0.2	0.6
Virgil Green	TE	14	14	487	34.8	49.3	0	0.0	0.0	114	8.1	28.4
Bennie Fowler III	WR	14	2	461	32.9	46.7	0	0.0	0.0	204	14.6	50.7
Cody Latimer	WR	11	1	379	34.5	48.7	0	0.0	0.0	131	11.9	40.7
A.J. Derby	TE	9	1	285	31.7	45.5	0	0.0	0.0	48	5.3	18.1
Jeff Heurman	TE	12	4	246	20.5	29.0	0	0.0	0.0	26	2.2	7.5
Austin Traylor	TE	5	3	230	46.0	63.5	0	0.0	0.0	19	3.8	13.9
Jordan Taylor	WR	8	2	154	19.3	26.9	0	0.0	0.0	77	9.6	35.8
Isaiah McKenzie	WR	9	0	89	9.9	14.0	0	0.0	0.0	72	8.0	26.2
Hunter Sharp	WR	1	0	29	29.0	45.3	0	0.0	0.0	12	12.0	50.0
Offensive Linemen												
Name	Pos	G	GS	OffPI	OffPI/G	OffPI%	DefPI	DefPI/G	DefPI%	SpTmPI	SpTmPI/G	SpTmPI%
Matt Paradis	C	14	14	988	70.6	100.0	0	0.0	0.0	40	2.9	10.0
Garett Bolles	T	14	14	967	69.1	97.9	0	0.0	0.0	49	3.5	12.2
Max Garcia	G	14	14	730	52.1	73.9	0	0.0	0.0	54	3.9	13.4
Ronald Leary	G	11	11	711	64.6	92.7	0	0.0	0.0	18	1.6	5.6
Allen Barbre	G	14	4	552	39.4	55.9	0	0.0	0.0	56	4.0	13.9
Menelik Watson	T	7	7	447	63.9	89.6	0	0.0	0.0	33	4.7	15.6
Connor McGovern	G	13	3	279	21.5	30.2	0	0.0	0.0	42	3.2	11.1
Donald Stephenson	T	6	3	236	39.3	54.8	0	0.0	0.0	14	2.3	8.4
Billy Turner	G	1	0	46	46.0	56.8	0	0.0	0.0	0	0.0	0.0
Elijah Wilkinson	T	8	0	2	0.3	0.4	0	0.0	0.0	29	3.6	12.4
Casey Kreiter	C	14	0	0	0.0	0.0	0	0.0	0.0	124	8.9	30.8
Cyrus Kouandjio	T	1	0	0	0.0	0.0	0	0.0	0.0	4	4.0	13.8
Defensive Linemen												
Name	Pos	G	GS	OffPI	OffPI/G	OffPI%	DefPI	DefPI/G	DefPI%	SpTmPI	SpTmPI/G	SpTmPI%
Adam Gotsis	DE	14	11	0	0.0	0.0	472	33.7	55.2	107	7.6	26.6
Derek Wolfe	DE	11	11	0	0.0	0.0	458	41.6	67.0	37	3.4	11.6
Shelby Harris	DE	14	4	0	0.0	0.0	437	31.2	51.1	65	4.6	16.2
Domata Peko Sr.	NT	12	12	2	0.2	0.2	401	33.4	54.3	34	2.8	9.9
Zach Kerr	DE	10	1	0	0.0	0.0	222	22.2	35.9	29	2.9	10.0
DeMarcus Walker	DE	8	0	0	0.0	0.0	56	7.0	11.7	0	0.0	0.0
Kyle Peko	NT	4	0	0	0.0	0.0	46	11.5	19.0	4	1.0	3.6
Ahtyba Rubin	DT	2	0	0	0.0	0.0	13	6.5	12.0	4	2.0	7.1
Tyrique Jarrett	NT	1	0	0	0.0	0.0	3	3.0	5.2	0	0.0	0.0
Linebackers												
Name	Pos	G	GS	OffPI	OffPI/G	OffPI%	DefPI	DefPI/G	DefPI%	SpTmPI	SpTmPI/G	SpTmPI%
Brandon Marshall	LB	14	14	0	0.0	0.0	796	56.9	93.1	9	0.6	2.2
Von Miller	LB	14	14	0	0.0	0.0	751	53.6	87.8	8	0.6	2.0
Shaquil Barrett	LB	14	7	0	0.0	0.0	555	39.6	64.9	134	9.6	33.3
Todd Davis	LB	12	12	0	0.0	0.0	436	36.3	60.2	15	1.3	4.5
Shane Ray	LB	8	7	0	0.0	0.0	354	44.3	71.5	3	0.4	1.3
Zaire Anderson	LB	14	2	0	0.0	0.0	103	7.4	12.0	234	16.7	58.2
Kasim Edebali	LB	9	0	0	0.0	0.0	55	6.1	9.8	163	18.1	61.5
Corey Nelson	LB	5	0	0	0.0	0.0	44	8.8	14.6	115	23.0	79.9
Deiontrez Mount	LB	5	0	0	0.0	0.0	5	1.0	1.7	95	19.0	69.3
Jerrold Garcia-Williams	LB	9	0	0	0.0	0.0	0	0.0	0.0	131	14.6	50.8
Joseph Jones	LB	5	0	0	0.0	0.0	0	0.0	0.0	112	22.4	81.8
Kevin Snyder	LB	2	0	0	0.0	0.0	0	0.0	0.0	31	15.5	45.6
Defensive Backs												
Name	Pos	G	GS	OffPI	OffPI/G	OffPI%	DefPI	DefPI/G	DefPI%	SpTmPI	SpTmPI/G	SpTmPI%
Darian Stewart	S	14	13	0	0.0	0.0	798	57.0	93.3	5	0.4	1.2
Chris Harris Jr.	CB	14	13	0	0.0	0.0	787	56.2	92.0	4	0.3	1.0
Justin Simmons	S	13	13	0	0.0	0.0	736	56.6	91.9	159	12.2	41.8
Aqib Talib	CB	13	13	0	0.0	0.0	675	51.9	85.7	28	2.2	7.6
Bradley Roby	CB	14	4	0	0.0	0.0	579	41.4	67.7	110	7.9	27.4
Will Parks	S	14	3	0	0.0	0.0	493	35.2	57.7	322	23.0	80.1
Brendan Langley	CB	10	0	0	0.0	0.0	63	6.3	10.2	175	17.5	59.9
Jamal Carter	S	14	0	0	0.0	0.0	39	2.8	4.6	308	22.0	76.6
Dymonte Thomas	S	1	0	0	0.0	0.0	14	14.0	25.9	12	12.0	54.5
Lorenzo Doss	CB	3	0	0	0.0	0.0	8	2.7	4.1	57	19.0	66.3
Marcus Rios	CB	3	0	0	0.0	0.0	4	1.3	2.3	57	19.0	69.5
Special Teams												
Name	Pos	G	GS	OffPI	OffPI/G	OffPI%	DefPI	DefPI/G	DefPI%	SpTmPI	SpTmPI/G	SpTmPI%
Riley Dixon	P	14	0	0	0.0	0.0	0	0.0	0.0	126	9.0	31.3
Brandon McManus	K	14	0	0	0.0	0.0	0	0.0	0.0	118	8.4	29.4

-OffPI%, DefPI%, and SpTmPI% statistics are in relation to the number of team plays only in games played by that individual player.

-Note that some plays that are negated by penalty are counted in players' participation total. Fake punts/FGs are counted as special teams plays.

BRONCOS 2017 SEASON GAME-BY-GAME STATISTICS

	vs. LAC (9/11)	vs. Dal. (9/17)	at Buf. (9/24)	vs. Oak. (10/1)	vs. NYG(10/15)	at LAC (10/22)	at K.C. (10/30)	at Phi. (11/5)	vs. N.E. (11/12)	vs. Cin. (11/19)	at Oak. (11/26)	at Mia. (12/3)	vs. NYJ(12/10)	at Ind. (12/14)	at Was. (12/24)	vs. K.C. (12/31)	TOTALS
First Downs																	
Total	22	26	21	16	20	12	23	14	17	20	12	14	17	23	18		275
Rushing	7	11	7	5	4	3	8	1	5	5	1	3	5	10	9		84
Passing	14	12	10	10	14	8	13	12	11	15	10	10	10	11	7		167
Penalty	1	3	4	1	2	1	2	1	1	0	1	1	2	2	2		24
Third-Down Efficiency																	
Converted	8	9	6	5	5	3	5	3	8	12	5	1	7	7	5		89
Attempts	15	15	14	16	17	14	13	13	15	21	14	13	17	15	17		229
Efficiency	53.0%	60.0%	43.0%	31.0%	29.0%	21.0%	38.0%	23.0%	53.0%	57.0%	36.0%	8.0%	41.0%	47.0%	29.0%		37.9%
Fourth-Down Efficiency																	
Converted	0	0	0	0	0	0	0	1	0	1	1	0	1	1	1		6
Attempts	0	0	2	0	2	2	1	1	0	2	1	1	1	3	2		18
Efficiency	0.0%	0.0%	0.0%	0.0%	0.0%	0.0%	0.0%	100.0%	0.0%	50.0%	100.0%	0.0%	100.0%	33.3%	50.0%		28.9%
Total Offense																	
Net Yards	321	380	366	298	412	251	364	226	339	341	219	270	273	462	330		4,852
Plays	68	73	66	62	75	59	70	60	61	79	57	67	68	74	71		1010
Avg./play	4.7	5.2	5.5	4.8	5.5	4.3	5.2	3.8	5.6	4.3	3.8	4.0	4.0	6.2	4.6		4.8
Rushing																	
Net Yards	140	178	111	143	46	69	177	35	118	112	59	103	84	213	159		1747
Attempts	36	39	23	32	17	19	31	19	28	34	17	23	35	45	29		427
Avg./rush	3.9	4.6	4.8	4.5	2.7	3.9	5.7	1.8	4.2	3.3	3.5	4.5	2.4	4.7	5.5		4.0
TFL - yds.	1-2	3-6	1-3	4-5	1-2	2-4	3-6	5-7	1-1	3-6	1-1	2-6	3-3	3-3	2-4		35-59
Passing																	
Net Yards	181	202	255	155	366	182	187	191	221	229	160	167	189	249	171		3,105
Sacks	4	2	3	3	4	2	3	3	0	3	5	3	2	3	4		44
Yds. Lost	38	29	4	24	28	25	11	17	0	25	30	33	11	12	22		309
Gross Yds.	219	231	259	179	394	207	198	208	221	254	190	200	200	261	193		3,414
Attempts	28	32	40	26	54	35	36	38	33	42	35	41	31	26	38		535
Compl.	17	22	24	16	31	25	19	19	18	23	20	19	19	17	22		311
Pct.	60.7%	68.7%	60.0%	61.5%	57.4%	71.4%	52.7%	50.0%	55.0%	54.8%	57.1%	46.3%	61.3%	65.4%	57.9%		58.7%
Int.	1	1	2	0	2	1	3	2	1	1	3	0	1	1	1		20
Avg./play	5.7	5.9	5.9	5.2	6.3	4.6	4.8	4.7	6.7	5.1	4.0	3.8	5.7	8.6	4.1		5.4
Kickoffs																	
No.	5	7	5	5	3	1	5	6	5	4	3	5	6	5	3		68
In End Zone-TB	5-5	7-7	2-2	4-2	2-2	1-1	2-1	4-3	5-4	4-4	1-1	2-1	6-5	5-5	2-1		53-46
Punts																	
No.	3	3	3	6	3	8	4	6	3	5	8	7	5	1	6		71
Yards	144	129	125	271	153	349	162	302	95	222	359	340	247	52	247		3,197
Avg.	48.0	43.0	41.7	45.0	51.0	43.6	40.5	50.3	47.5	44.4	44.9	42.5	49.4	52.0	41.2		45.7
Net Avg.	49.0	36.7	28.3	43.8	44.3	32.6	40.5	46.7	31.7	43.6	41.8	35.5	41.6	52.0	40.7		40.6
Had Blocked	0	0	0	0	0	0	0	0	1	0	0	1	0	0	0		1
Kicks, Had Blocked	0	0	0	0	0	0	0	0	0	0	0	0	0	0	0		0
Field Goals-PATs	0-0	0-0	0-0	0-0	1-0	0-0	0-0	0-0	0-0	1-0	0-0	0-0	0-0	0-0	0-0		2-0
Punt Returns																	
No.	3	2	1	5	4	5	4	1	1	3	1	1	5	1	3		40
Yards	48	20	16	38	23	55	3	44	0	13	8	-3	62	0	18		345
Avg.	16.0	10.0	16.0	7.6	5.8	11.0	0.8	44.0	0.0	4.3	8.0	-3.0	12.4	0.0	6.0		9.3
Kickoff Returns																	
No.	1	1	3	1	2	3	4	5	0	1	1	1	0	1	2		30
Yards	36	25	81	12	75	93	69	106	107	0	14	15	0	23	26		682
Avg.	36.0	25.0	27.0	12.0	37.5	31.0	17.3	21.2	21.4	0.0	14.0	15.0	0.0	23.0	13.0		19.6
Interception Returns																	
No.	1	2	0	1	0	0	1	0	0	0	0	2	1	0	1		8
Yards	0	126	0	0	0	0	0	0	0	0	0	78	24	0	0		228
Avg.	0.0	63.0	0.0	0.0	0.0	0.0	0.0	0.0	0.0	0.0	0.0	39.0	24.0	0.0	0.0		8.4
Penalties																	
Number	3	8	10	6	5	10	7	14	5	5	9	9	3	12	3		109
Yds. Lost	62	61	79	40	46	68	53	105	28	50	75	57	21	80	30		855
Fumbles																	
No.	1	2	1	2	3	3	2	1	1	1	1	2	0	1	3		24
Lost	1	1	0	0	1	2	2	0	1	1	0	0	0	0	2		11
Touchdowns																	
Total TDs	3	6	1	1	1	0	2	2	1	2	2	1	2	3	1		28
Rush	2	1	1	0	0	0	1	0	0	1	0	0	1	1	1		9
Pass	1	5	0	1	1	0	1	1	1	1	2	0	1	2	0		17
Returns	0	0	0	0	0	0	0	0	0	0	0	0	0	0	0		0
Fumble Returns	0	0	0	0	0	0	0	1	0	0	0	0	0	0	0		1
Interception Returns	0	1	0	0	0	0	0	0	0	0	0	1	0	0	0		2
Extra Points																	
Made-Attempts	3-3	6-6	1-1	1-1	1-1	0-0	1-2	2-2	1-1	2-2	2-2	0-1	2-2	3-3	1-1		26-28
Kicking Md.-Att.	3-3	6-6	1-1	1-1	1-1	0-0	1-1	2-2	1-1	2-2	2-2	0-0	2-2	2-2	0-0		24-24
Rushing Md.-Att.	0-0	0-0	0-0	0-0	0-0	0-0	0-0	0-0	0-0	0-0	0-0	0-0	0-0	0-0	0-0		0-0
Passing Md.-Att.	0-0	0-0	0-0	0-0	0-0	0-0	0-1	0-0	0-0	0-0	0-0	0-1	0-0	1-1	1-1		2-4
Field Goals																	
Made-Attempts	1-2	0-1	3-3	3-4	1-3	0-0	2-2	3-3	3-3	1-2	0-0	1-1	3-4	1-2	1-1		23-31
Red Zone Efficiency																	
Scored-Attempts	3-5	4-4	1-3	0-4	1-4	0-1	2-4	1-2	1-3	2-3	0-1	0-2	1-4	1-3	1-2		18-45
Efficiency	60.0%	100%	33.3%	0.0%	25.0%	0.0%	50.0%	50.0%	33.0%	67.0%	0.0%	0.0%	25.0%	33.3%	50.0%		35.1%
Goal-to-Go Efficiency																	
Scored-Attempts	2-3	3-3	0-0	0-2	0-2	0-0	1-2	1-2	1-1	1-1	0-1	0-1	1-1	0-1	1-1		11-21
Efficiency	67.0%	100%	0.0%	0.0%	0.0%	0.0%	50.0%	50.0%	100.0%	100.0%	0.0%	0.0%	100.0%	0.0%	100.0%		44.5%
Safeties																	
Total Points	24	42	16	16	10	0	19	23	16	17	14	9	23	25	11		265
Time of Poss. Avg.	34:13	33:50	29:34	32:57	29:24	31:04	31:23	30:06	30:17	35:11	24:06	25:38	37:35	36:51	30:27		31:30

OPPONENTS 2017 SEASON GAME-BY-GAME STATISTICS

	vs. LAC (9/11)	vs. Dal. (9/17)	at Buf. (9/24)	vs. Oak. (10/1)	vs. NYG(10/15)	at LAC (10/22)	at K.C. (10/30)	at Phi. (11/5)	vs. N.E. (11/12)	vs. Cin. (11/19)	at Oak. (11/26)	at Mia. (12/3)	vs. NYJ(12/10)	at Ind. (12/14)	at Was. (12/24)	vs. K.C. (12/31)	TOTALS
First Downs																	
Total	17	16	16	11	12	14	16	25	28	12	21	15	6	15	19		243
Rushing	3	1	4	1	4	2	5	9	6	1	6	4	4	4	7		61
Passing	12	12	11	10	8	8	9	13	18	9	10	10	1	9	12		152
Penalty	2	3	1	0	0	4	2	3	4	2	5	1	1	2	0		30
Third-Down Efficiency																	
Converted	3	3	6	2	4	3	2	5	4	7	5	4	3	6	5		62
Attempts	12	14	16	12	14	12	12	13	11	15	13	15	13	13	13		198
Efficiency	25.0%	21.0%	38.0%	17.0%	29.0%	25.0%	17.0%	38.0%	36.0%	47.0%	38.0%	27.0%	23.0%	46.0%	38.0%		31.0%
Fourth-Down Efficiency																	
Converted	1	2	0	0	0	0	0	2	1	0	0	0	0	0	0		6
Attempts	2	5	0	3	0	1	0	4	3	0	0	0	1	1	0		19
Efficiency	50.0%	40.0%	0.0%	0.0%	0.0%	0.0%	0.0%	50.0%	33.0%	0.0%	0.0%	0.0%	0.0%	0.0%	0.0%		11.5%
Total Offense																	
Net Yards	249	268	272	254	148	242	276	419	396	190	348	367	100	228	386		4,143
Plays	56	66	63	53	54	55	59	67	67	53	63	64	48	53	66		887
Avg./play	4.4	4.1	4.3	4.8	4.9	4.4	4.7	6.3	5.9	3.6	5.5	5.7	2.1	4.3	5.8		4.7
Rushing																	
Net Yards	64	40	75	24	148	80	79	197	99	49	104	145	59	70	87		1320
Attempts	22	14	33	15	32	26	26	37	29	26	37	30	23	22	29		401
Avg./rush	2.9	2.9	2.3	1.6	4.6	3.1	3.0	5.3	3.4	1.9	2.8	4.8	2.6	3.2	3.0		3.2
TFL - yds.	2-4	1-5	3-10	2-6	2-4	2-4	4-10	5-12	2-2	6-14	5-9	3-9	4-7	1-1	4-7		46-104
Passing																	
Net Yards	185	228	197	230	118	162	197	222	297	141	244	222	41	158	299		2,941
Sacks	1	2	4	4	3	3	1	2	1	2	2	2	4	1	0		32
Yds. Lost	7	10	16	19	10	21	5	12	6	13	9	13	19	0	0		160
Gross Yds.	192	238	213	249	128	183	202	234	303	154	253	235	60	158	299		3,101
Attempts	33	50	26	35	19	26	32	28	37	25	24	32	21	30	37		455
Compl.	22	30	20	21	11	15	14	16	28	15	18	18	8	17	19		272
Pct.	66.7%	60.0%	77.0%	60.0%	57.9%	58.0%	44.0%	57.1%	75.7%	60.0%	75.0%	56.2%	38.0%	56.7%	51.4%		59.6%
Int.	1	2	0	1	0	0	1	0	0	0	0	2	1	0	0		6
Avg./play	5.4	4.4	6.7	6.1	5.4	5.6	6.0	7.4	7.8	5.2	9.4	6.5	1.6	5.1	8.1		6.0
Kickoffs																	
No.	4	4	7	3	6	4	8	9	8	4	4	6	1	4	6		62
In End Zone-TB	4-3	4-3	5-3	2-2	6-4	4-1	5-4	7-4	3-1	4-4	3-3	5-4	1-1	4-3	5-4		62-44
Punts																	
No.	5	5	5	6	6	8	4	2	1	8	6	9	8	4	5		82
Yards	230	249	226	306	299	413	209	108	46	318	261	386	365	164	247		3,827
Avg.	46.0	49.8	45.2	51.0	49.8	51.6	41.8	54.0	46.0	39.8	43.5	42.9	45.6	41.0	49.4		46.5
Net Avg.	36.4	49.8	38.0	44.7	46.0	44.8	41.2	32.0	46.0	35.6	42.2	41.0	37.9	41.0	45.8		41.5
Had Blocked	0	0	0	0	0	0	0	0	0	1	0	0	0	0	0		1
Kicks, Had Blocked	0	0	0	0	0	0	0	0	0	0	0	0	0	0	0		0
Field Goals-PATs	1-0	0-0	0-0	0-0	1-0	0-0	0-0	0-0	0-0	0-0	0-0	0-0	0-0	0-0	0-0		2-0
Punt Returns																	
No.	1	1	2	2	1	3	1	5	1	1	4	5	1	0	1		29
Yards	-3	19	20	8	20	88	0	22	0	4	25	56	-1	0	3		261
Avg.	-3.0	19.0	10.0	4.0	20.0	29.3	0.0	4.4	0.0	4.0	6.3	11.2	-1.0	0.0	3.0		7.1
Kickoff Returns																	
No.	5	7	2	3	2	0	3	2	1	0	1	3	1	0	2		32
Yards	0	0	41	85	0	0	54	33	103	0	5	57	27	0	29		434
Avg.	0.0	0.0	20.5	28.3	0.0	0.0	18.0	16.5	103.0	0.0	5.0	19.0	27.0	0.0	14.5		16.8
Interception Returns																	
No.	1	1	2	0	2	1	3	2	1	1	1	3	0	1	1		20
Yards	4	25	15	0	64	-2	18	67	30	101	0	49	0	25	0		396
Avg.	4.0	25.0	7.5	0.0	32.0	-2.0	6.0	33.5	30.0	101.0	0.0	16.3	0.0	25.0	0.0		18.6
Penalties																	
Number	4	8	8	7	5	9	7	5	1	3	7	7	4	4	6		85
Yds. Lost	40	69	69	75	77	81	69	35	5	14	68	85	20	39	35		781
Fumbles																	
No.	0	0	0	0	1	0	1	1	0	2	1	1	1	1	2		11
Lost	0	0	0	0	0	0	1	1	0	0	1	1	1	0	1		6
Touchdowns																	
Total TDs	3	2	2	1	2	3	2	7	5	3	3	4	0	1	3		41
Rush	0	0	0	0	0	0	0	3	1	0	1	1	0	1	0		7
Pass	3	2	2	1	2	1	4	3	3	3	2	2	0	0	3		29
Returns	0	0	0	0	0	1	0	0	1	0	0	0	0	0	0		2
Fumble Returns	0	0	0	0	0	0	1	0	0	0	0	0	0	0	0		1
Interception Returns	0	0	0	0	1	0	0	0	0	0	0	1	0	0	0		2
Extra Points																	
Made-Attempts	3-3	2-2	2-2	1-1	2-2	3-3	2-2	6-7	5-5	2-3	3-3	4-4	0-0	1-1	3-3		39-41
Kicking Md.-Att.	3-3	2-2	2-2	1-1	2-2	3-3	2-2	6-7	5-5	2-3	3-3	4-4	0-0	1-1	3-3		39-41
Rushing Md.-Att.	0-0	0-0	0-0	0-0	0-0	0-0	0-0	0-0	0-0	0-0	0-0	0-0	0-0	0-0	0-0		0-0
Passing Md.-Att.	0-0	0-0	0-0	0-0	0-0	0-0	0-0	0-0	0-0	0-0	0-0	0-0	0-0	0-0	0-0		0-0
Field Goals																	
Made-Attempts	0-1	1-1	4-4	1-1	3-4	0-0	5-5	1-1	2-2	0-0	0-0	1-1	0-0	2-2	2-2		22-24
Red Zone Efficiency																	
Scored-Attempts	2-2	1-3	2-3	0-0	1-2	1-2	0-3	4-4	4-6	2-2	3-4	1-2	0-0	1-1	1-4		23-37
Efficiency	100%	33.0%	67.0%	0.0%	50.0%	50.0%	0.0%	100.0%	67.0%	100.0%	75.0%	50.0%	0.0%	100.0%	25.0%		56.0%
Goal-to-Go Efficiency																	
Scored-Attempts	1-1	1-2	2-3	0-0	0-1	1-2	0-2	2-2	0-1	1-1	2-2	1-1	0-0	0-0	0-2		11-20
Efficiency	100%	50.0%	67.0%	0.0%	0.0%	50.0%	0.0%	100.0%	0.0%	100.0%	100.0%	100.0%	0.0%	0.0%	0.0%		44.5%
Safeties																	
Total Points	21	17	26	10	23	21	29	51	41	20	21	35	0	13	27		355
Time of Poss. Avg.	25:47	26:10	30:26	27:03	30:36	28:56	28:37	29:54	29:43	24:49	35:54	34:22	22:25	23:09	29:33		28:26

DENVER BRONCOS 2017 SEASON QUARTER-BY-QUARTER STATISTICS

FIRST QUARTER

	Pts.	Yds.	Rush	Pass	1st Dwn.	3rd Dwn.			4th Dwn.			TOP	Penalties	
						Md.	Att.	Pct.	Md.	Att.	Pct.		No.	Yds.
Denver	7	70	19	51	4	4	5	80.0%	0	0	0.0%	8.36	1	40
vs LAC (9/11)	0	58	49	9	6	1	2	50.0%	0	0	0.0%	6.25	3	10
Denver	7	141	49	92	8	1	2	50.0%	0	0	0.0%	7.44	0	0
vs Dal. (9/17)	0	52	12	40	5	1	4	25.0%	0	0	0.0%	7.16	1	5
Denver	3	96	13	83	6	2	5	40.0%	0	0	0.0%	10.41	3	25
at Buf. (9/24)	0	10	10	0	0	0	2	0.0%	0	0	0.0%	4.19	2	1
Denver	10	140	35	105	8	1	3	33.3%	0	0	0.0%	9.21	3	45
vs Oak. (10/1)	0	22	96	163	0	0	3	0.0%	0	0	0.0%	5.39	3	30
Denver	0	52	10	42	1	0	3	0.0%	0	0	0.0%	5.36	1	10
vs NYG (10/15)	3	76	24	52	4	1	3	33.3%	0	0	0.0%	9.24	1	15
Denver	0	67	21	46	2	1	5	20.0%	0	0	0.0%	9.35	3	15
at LAC (10/22)	7	32	4	28	1	0	3	0.0%	0	1	0.0%	5.25	2	21
Denver	0	79	53	26	4	1	3	33.3%	0	0	0.0%	8.05	2	20
at K.C. (10/30)	14	111	20	91	6	1	2	50.0%	0	0	0.0%	6.55	3	30
Denver	3	57	19	38	3	0	2	0.0%	0	0	0.0%	7.54	5	35
at Phil. (11/5)	17	109	13	96	7	2	3	66.7%	0	0	0.0%	7.96	2	10
Denver	6	122	29	93	4	2	4	50.0%	0	0	0.0%	7.03	0	0
vs N.E. (11/12)	14	99	20	79	6	1	3	33.3%	1	1	100.0%	7.57	0	0
Denver	7	113	69	44	6	4	7	57.1%	1	1	100.0%	11.39	1	10
vs Cin. (11/19)	6	11	11	0	5	1	2	50.0%	0	0	0.0%	3.21	0	0
Denver	0	34	35	-1	1	0	3	0.0%	0	0	0.0%	6.49	4	30
at Oak. (11/26)	0	31	22	9	2	1	4	25.0%	0	0	0.0%	8.11	1	13
Denver	0	83	24	59	3	0	2	0.0%	0	0	0.0%	5.19	3	9
at Mia. (12/3)	2	53	10	43	2	1	4	25.0%	0	0	0.0%	9.41	3	25
Denver	13	117	34	83	6	4	6	66.0%	0	0	0.0%	11.55	1	5
vs NYJ (12/10)	0	-14	-2	-12	1	0	2	0.0%	0	0	0.0%	3.95	2	10
Denver	0	92	36	57	5	3	4	75.0%	0	0	0.0%	9.58	3	15
at Ind. (12/14)	7	75	23	52	6	2	2	100.0%	0	0	0.0%	9.02	0	0
Denver	3	86	41	45	4	2	5	40.0%	0	0	0.0%	10.52	0	0
at Was. (12/24)	0	14	8	6	1	1	3	33.3%	0	0	0.0%	4.02	2	6
Denver														
vs K.C. (12/31)														
Denver TOTALS	59	1236	588	818	65	25	59	42.3%	1	1	100.0%	8.44	28	259
Opponent TOTALS	70	739	320	662	52	13	42	31.0%	1	2	50.0%	6.15	25	176

THIRD QUARTER

	Pts.	Yds.	Rush	Pass	1st Dwn.	3rd Dwn.			4th Dwn.			TOP	Penalties	
						Md.	Att.	Pct.	Md.	Att.	Pct.		No.	Yds.
Denver	10	137	36	101	8	3	4	75.0%	0	0	0.0%	11.16	1	5
vs LAC (9/11)	0	12	4	9	0	0	2	0.0%	0	0	0.0%	3.44	0	0
Denver	14	104	59	45	9	5	5	100.0%	0	0	0.0%	7.29	3	30
vs Dal. (9/17)	0	47	14	33	8	1	4	25.0%	2	3	66.7%	7.31	3	20
Denver	3	76	40	36	4	2	4	50.0%	0	1	0.0%	9.03	3	20
at Buf. (9/24)	7	73	18	55	3	0	2	0.0%	0	0	0.0%	5.57	2	20
Denver	6	59	70	-11	3	1	3	33.3%	0	0	0.0%	7.41	0	0
vs Oak. (10/1)	0	-5	-2	-3	0	0	3	0.0%	0	1	0.0%	7.19	3	24
Denver	0	74	13	61	4	1	4	25.0%	0	0	0.0%	7.54	1	0
vs NYG (10/15)	3	75	21	54	3	0	3	0.0%	0	0	0.0%	7.06	1	0
Denver	0	58	22	36	3	0	2	0.0%	0	0	0.0%	6.01	1	5
at LAC (10/22)	0	46	5	41	1	0	3	0.0%	0	0	0.0%	6.59	3	29
Denver	10	136	79	57	8	2	3	66.7%	0	0	0.0%	10.03	2	15
at K.C. (10/30)	3	22	4	18	1	1	4	25.0%	0	0	0.0%	4.57	1	14
Denver	0	51	3	48	2	1	2	50.0%	0	0	0.0%	5.06	0	0
at Phil. (11/5)	7	110	48	62	7	3	4	75.0%	0	0	0.0%	10.07	1	10
Denver	7	103	25	78	6	0	0	0.0%	0	0	0.0%	4.53	0	0
vs N.E. (11/12)	3	65	27	38	3	3	5	60.0%	0	0	0.0%	7.27	1	10
Denver	0	39	6	33	2	1	4	25.0%	0	0	0.0%	7.33	1	4
vs Cin. (11/19)	0	12	4	8	1	1	4	25.0%	0	0	0.0%	6.20	2	10
at Oak. (11/26)	7	101	18	83	4	1	2	50.0%	0	0	0.0%	8.40	3	30
Denver	6	19	5	14	1	0	4	0.0%	0	0	0.0%	6.56	4	30
at Mia. (12/3)	10	137	57	80	3	1	4	25.0%	0	0	0.0%	8.04	3	40
Denver	7	29	7	22	1	2	3	66.7%	0	0	0.0%	9.05	1	11
vs NYJ (12/10)	0	42	14	28	2	1	4	25.0%	0	1	0.0%	5.55	0	0
Denver	16	152	52	100	6	0	1	0.0%	0	0	0.0%	6.14	2	10
at Ind. (12/14)	3	70	14	56	4	2	5	40.0%	0	0	0.0%	8.46	3	9
Denver	0	8	18	-10	1	1	3	33.0%	0	0	0.0%	5.01	0	0
at Was. (12/24)	3	123	6	117	6	2	3	66.0%	0	0	0.0%	9.59	0	0
Denver														
vs K.C. (12/31)														
Denver TOTALS	72	1133	388	619	58	25	49	51.0%	0	1	0.0%	7.50	21	151
Opponent TOTALS	53	1012	264	659	49	12	48	25.0%	3	6	50.0%	7.09	24	200

SECOND QUARTER

	Pts.	Yds.	Rush	Pass	1st Dwn.	3rd Dwn.			4th Dwn.			TOP	Penalties	
						Md.	Att.	Pct.	Md.	Att.	Pct.		No.	Yds.
Denver	7	80	56	24	6	1	3	33.3%	0	0	0.0%	8.00	1	0
vs LAC (9/11)	7	71	14	57	7	2	4	50.0%	0	0	0.0%	7.00	0	0
Denver	14	135	48	87	12	3	5	60.0%	0	0	0.0%	10.52	0	0
vs Dal. (9/17)	10	68	0	68	5	0	2	0.0%	0	0	0.0%	4.08	2	25
Denver	10	115	45	70	7	1	3	33.3%	0	0	0.0%	5.15	2	9
at Buf. (9/24)	13	154	24	130	9	3	5	60.0%	0	0	0.0%	8.45	4	43
Denver	0	65	35	29	4	2	5	40.0%	0	0	0.0%	8.35	4	20
vs Oak. (10/1)	7	143	15	128	5	1	3	33.3%	0	2	0.0%	6.25	1	0
Denver	0	140	20	120	6	3	7	42.9%	0	0	0.0%	8.56	2	25
vs NYG (10/15)	14	75	59	16	3	2	4	50.0%	0	0	0.0%	6.04	3	25
Denver	0	42	10	32	1	1	4	25.0%	0	0	0.0%	6.43	3	15
at LAC (10/22)	7	74	26	48	4	1	3	33.3%	0	0	0.0%	8.17	3	25
Denver	3	29	9	20	1	1	5	20.0%	0	0	0.0%	6.37	2	10
at K.C. (10/30)	3	88	37	51	7	0	2	0.0%	0	0	0.0%	8.23	0	0
Denver	6	69	7	62	4	1	5	20.0%	0	0	0.0%	8.28	5	30
at Phil. (11/5)	14	157	76	81	8	1	3	33.3%	0	1	0.0%	6.32	1	10
Denver	3	67	32	35	3	2	4	50.0%	0	0	0.0%	9.38	2	8
vs N.E. (11/12)	13	85	34	51	6	0	2	0.0%	0	0	0.0%	8.24	1	5
Denver	0	47	12	35	5	2	5	40.0%	0	0	0.0%	8.23	1	10
vs Cin. (11/19)	7	84	10	74	4	2	5	40.0%	0	0	0.0%	6.37	2	10
Denver	0	17	5	12	1	1	3	33.0%	0	0	0.0%	4.02	4	35
at Oak. (11/26)	14	120	56	64	12	1	2	50.0%	0	0	0.0%	10.58	1	5
Denver	3	73	35	38	3	0	4	0.0%	0	1	0.0%	7.05	3	20
at Mia. (12/3)	14	118	46	72	7	2</								

DENVER BRONCOS 2017 HALF-BY-HALF STATISTICS

FIRST HALF														
	Pts.	Yds.	Rush	Pass	1st Dwn.	3rd Dwn.		4th Dwn.		TOP	Penalties			
						Md. Att.	Pct.	Md. Att.	Pct.		No.	Yds.		
Denver	14	153	88	65	12	5	8	63.0%	0	0	0.0%	16:35	1	40
vs. LAC (9/11)	7	110	58	52	8	3	6	50.0%	0	0	0.0%	18:36	2	10
Denver	21	246	96	179	17	4	7	57.0%	0	0	0.0%	18:36	0	0
vs. Dal. (9/17)	10	97	12	85	6	1	6	17.0%	0	0	0.0%	11:24	3	30
Denver	13	211	58	153	13	3	8	37.5%	0	0	0.0%	15:56	5	34
at Buf. (9/24)	13	371	34	130	9	3	7	42.9%	0	0	0.0%	14:04	5	44
Denver	10	205	71	134	12	3	8	38.0%	0	0	0.0%	17:56	5	35
vs. Oak. (10/1)	7	165	23	142	5	1	6	17.0%	0	2	0.0%	12:04	3	45
Denver	3	192	30	162	8	3	10	30.0%	0	0	0.0%	14:32	3	35
vs. NYG (10/15)	17	151	83	68	7	3	7	43.0%	0	0	0.0%	15:28	4	40
Denver	0	109	31	78	4	2	9	22.0%	0	0	0.0%	16:18	5	30
at LAC (10/22)	14	106	30	76	5	1	6	17.0%	0	1	0.0%	13:42	5	46
Denver	3	108	62	46	5	2	8	25.0%	0	0	0.0%	14:42	4	30
at K.C. (10/30)	17	199	57	142	13	1	4	25.0%	0	0	0.0%	15:18	3	30
Denver	9	126	26	100	7	1	7	14.0%	0	0	0.0%	16:22	9	70
at Phil. (11/5)	31	266	89	177	15	3	6	50.0%	0	1	0.0%	13:38	3	20
Denver	9	189	61	128	8	4	8	50.0%	0	0	0.0%	16:39	2	8
vs. N.E. (11/12)	27	184	54	130	14	1	5	20.0%	1	1	100.0%	13:21	1	5
Denver	7	160	81	79	11	6	12	50.0%	1	1	100.0%	20:02	2	20
vs. Cin. (11/19)	13	95	21	74	5	3	7	43.0%	0	0	0.0%	9:58	2	10
Denver	0	51	40	11	2	1	6	17.0%	0	0	0.0%	10:51	7	65
at Oak. (11/26)	14	151	78	73	14	2	6	33.0%	0	0	0.0%	19:09	2	18
Denver	3	156	59	97	7	0	6	0.0%	0	1	0.0%	12:24	6	29
at Mia. (12/3)	16	171	56	115	10	3	7	43.0%	0	0	0.0%	17:36	3	25
Denver	13	146	41	105	7	4	9	44.4%	1	1	100.0%	18:55	2	10
vs. NYJ (12/10)	0	40	27	13	3	2	5	40.0%	0	0	0.0%	11:05	4	20
Denver	7	206	77	129	11	4	8	50.0%	1	2	50.0%	17:29	7	45
at Ind. (12/14)	10	139	57	82	8	3	6	50.0%	0	0	0.0%	12:31	2	15
Denver	3	215	99	116	10	3	9	33.0%	0	0	0.0%	17:22	0	0
at Was. (12/24)	10	139	42	97	8	2	7	29.0%	0	0	0.0%	12:38	4	16
Denver														
vs. K.C. (12/31)														
DEN. SEASON TOT.	115	2473	849	1582	134	45	123	36.6%	3	5	60.0%	16:18	60	461
OPP. TOT.	206	2384	698	1396	127	51	91	56.0%	1	5	20.0%	13:05	50	391

SECOND HALF														
	Pts.	Yds.	Rush	Pass	1st Dwn.	3rd Dwn.		4th Dwn.		TOP	Penalties			
						Md. Att.	Pct.	Md. Att.	Pct.		No.	Yds.		
Denver	10	168	52	116	11	3	7	42.9%	0	4	0.0%	17:38	2	22
vs. LAC (9/11)	14	139	12	133	9	0	6	0.0%	1	2	50.0%	12:22	2	30
Denver	21	134	82	52	9	5	8	62.5%	0	0	0.0%	15:14	8	61
vs. Dal. (9/17)	7	171	28	143	11	2	8	25.0%	2	5	40.0%	14:46	5	39
Denver	3	155	53	102	8	3	6	50.0%	0	2	0.0%	13:38	5	50
at Buf. (9/24)	13	99	41	67	7	3	9	33.3%	0	0	0.0%	16:22	3	25
Denver	6	93	72	21	4	2	8	25.0%	0	0	0.0%	15:01	1	5
vs. Oak. (10/1)	3	89	1	88	6	1	6	16.6%	0	1	0.0%	14:59	4	30
Denver	7	220	16	204	11	2	7	11.8%	0	2	0.0%	14:52	2	11
vs. NYG (10/15)	6	115	65	50	5	1	7	14.3%	0	0	0.0%	15:08	1	37
Denver	0	142	38	116	8	1	5	20.0%	0	2	0.0%	14:46	5	38
at LAC (10/22)	7	136	50	86	5	2	6	33.3%	0	0	0.0%	15:14	4	35
Denver	16	256	115	141	18	3	5	60.0%	0	1	0.0%	16:41	3	23
at K.C. (10/30)	12	77	22	55	3	1	8	12.5%	0	0	0.0%	13:19	4	39
Denver	14	100	91	9	7	2	6	33.3%	1	1	100.0%	13:44	5	35
at Phil. (11/5)	20	153	108	45	10	2	7	28.6%	2	3	66.7%	16:16	2	15
Denver	7	150	57	93	9	4	7	57.1%	0	0	0.0%	13:38	3	20
vs. N.E. (11/12)	14	212	45	167	12	3	6	50.0%	0	2	0.0%	16:22	0	0
Denver	10	181	31	159	9	6	9	66.7%	0	1	0.0%	15:09	3	30
vs. Cin. (11/19)	7	95	28	67	5	4	8	50.0%	0	0	0.0%	14:51	1	4
Denver	14	165	16	149	9	4	8	50.0%	1	1	100.0%	13:15	2	10
at Oak. (11/26)	7	197	26	171	7	3	7	42.9%	0	0	0.0%	16:45	5	50
Denver	6	114	44	70	7	1	7	14.3%	0	0	0.0%	13:14	3	28
at Mia. (12/3)	19	196	89	107	5	1	8	12.5%	0	0	0.0%	16:46	4	60
Denver	10	127	43	84	8	3	8	37.5%	0	0	0.0%	18:40	1	11
vs. NYJ (12/10)	0	60	32	28	2	1	8	12.5%	0	1	0.0%	11:20	0	0
Denver	18	256	136	120	10	3	7	42.9%	0	1	0.0%	19:22	6	40
at Ind. (12/14)	3	89	13	76	5	3	7	42.9%	0	1	0.0%	10:38	5	24
Denver	8	115	60	55	7	2	8	25.0%	1	2	50.0%	21:37	3	30
at Was. (12/24)	17	247	45	202	11	3	6	50.0%	0	0	0.0%	15:14	2	19
Denver														
vs. K.C. (12/31)														
DEN. SEASON TOT.	136	2276	872	1482	130	42	101	41.6%	3	13	23.1%	15:45	47	379
OPP. TOT.	129	1922	497	1441	93	28	94	29.8%	3	12	25.0%	14:41	40	392

DENVER BRONCOS 2017 TIME SPENT IN LEAD CHART

GAME	W/L	LED		TIED		BEHIND	
		TIME	PCT	TIME	PCT	TIME	PCT
vs. LAC (9/11)	W, 24-21	40:22:00	67.3%	19:38:00	32.7%	0:00:00	0.0%
vs. Dal (9/17)	W, 42-17	47:40:00	79.4%	12:20:00	20.6%	0:00:00	0.0%
at Buf. (9/24)	L, 26-16	13:51:00	23.1%	23:34:00	39.3%	22:35:00	37.6%
vs. Oak. (10/1)	W, 16-10	53:11:00	88.6%	6:49:00	11.4%	0:00:00	0.0%
vs. NYG (10/15)	L, 23-10	0:00:00	0.0%	8:06:00	13.5%	51:54:00	86.5%
at LAC (10/22)	L, 21-0	0:00:00	0.0%	7:33:00	12.6%	52:27:00	87.4%
at K.C. (10/30)	L, 29-19	0:00:00	0.0%	5:31:00	9.2%	54:29:00	90.8%
at Phi. (11/5)	L, 51-23	4:01:00	6.7%	4:25:00	7.4%	51:34:00	85.9%
vs. N.E. (11/12)	L, 41-16	0:00:00	0.0%	2:24:00	4.0%	57:36:00	96.0%
vs. Cin. (11/19)	L, 20-17	2:46:00	4.6%	7:54:00	13.2%	49:20:00	82.2%
at Oak. (11/26)	L, 21-14	0:00:00	0.0%	6:15:00	10.4%	53:45:00	89.6%
at Mia. (12/3)	L, 35-9	3:49:00	6.4%	11:53:00	19.8%	44:18:00	73.8%
vs. NYJ (12/10)	W, 23-0	54:02:00	90.1%	5:58:00	9.9%	0:00:00	0.0%
at Ind. (12/14)	W, 25-13	19:16:00	32.1%	6:58:00	11.6%	33:46:00	56.3%
at Was. (12/24)	L, 27-11	10:51:00	18.1%	17:02:00	28.4%	32:07:00	53.5%
vs. K.C. (12/31)							
TOTAL		249:49:00	27.8%	146:20:00	16.3%	503:51:00	56.0%
AVERAGE		16:39:16		9:45:20		33:35:24	

BRONCOS 2017 TD DRIVE ANALYSIS

Yards	TD Drive		Possession Time	TDs	Plays	TDs
	TD Length	Length				
1-9 yards	11	-	00:00-00:59	2	1	-
10-19 yards	7	-	01:00-01:59	2	2	2
20-29 yards	6	2	02:00-02:59	3	3	2
30-39 yards	-	-	03:00-03:59	7	4	-
40-49 yards	-	1	04:00-04:59	2	5	-
50-59 yards	1	3	05:00-05:59	2	6	1
60-69 yards	-	2	06:00-06:59	4	7	2
70-79 yards	-	13	07:00-07:59	2	8	2
80-89 yards	-	3	08:00-08:59	1	9	2
90-99 yards	-	1	09:00-09:59	-	10	4
			10:00-10:59	-	11	2
			11:00-11:59	-	12	1
			12:00-12:59	-	13	4
			13:00-13:59	-	14	2
			14:00-14:59	-	15	1
			15:00 +	-	16	-
TOTAL	25	25		25		25

BRONCOS 2017 SCORING DRIVE LENGTH

YARDS	BRONCOS		OPPONENT	
	TD	FG	TD	FG
(MINUS)	-	-	-	2
0-9	-	2	2	2
10-19	-	1	2	2
20-29	2	1	2	3
30-39	-	2	4	3
40-49	1	2	3	1
50-59	3	4	2	5
60-69	2	7	5	2
70-79	13	4	12	1
80-89	3	-	1	1
90-99	1	-	3	-
TOTAL	25	23	36	22

2017 LONGEST/SHORTEST SCORING DRIVES

MOST PLAYS

Broncos:	16	(at Ind., Dec. 14, FG, 62 yds., 9:40)
Opponent:	16	(twice, last vs. N.E., Nov. 12, TD, 94 yds., 7:31)

FEWEST PLAYS

Broncos:	2	(twice, last vs. NYJ, Dec. 10, TD, 20 yds., 0:12)
Opponent:	1	(2x, last at Mia., Dec. 3, TD, 23 yds., 0:06)

MOST YARDS

Broncos:	93	(at Oak., Nov. 26, TD, 10 plays, 3:48)
Opponent:	99	(vs. Oak., Oct. 1, TD, 5 plays, 2:23)

FEWEST YARDS

Broncos:	3	(at Oak., Oct. 1, FG, 5 plays, 2:07)
Opponent:	-3	(at Buf., Sept. 24, FG, 4 plays, 1:37)

MOST TIME

Broncos:	9:40	(at Ind., Dec. 14, FG, 16 plays, 62 yds.)
Opponent:	7:31	(vs. N.E., Nov. 12, TD, 16 plays, 94 yds.)

LEAST TIME

Broncos:	0:12	(vs. NYJ, Dec. 10, TD, 2 plays, 20 yds.)
Opponent:	0:06	(at Mia., Dec. 3, TD, 1 play, 23 yds.)

2017 GAME-OPENING DRIVES

	BRONCOS			OPPONENT		
	Pts.	FD	Yds.	Pts.	FD	Yds.
vs. LAC (9/11)	0	1	13	0	1	21
vs. Dal (9/17)	7	4	78	0	0	9
at Buf. (9/24)	0	0	-1	0	0	0
vs. Oak. (10/1)	0	0	-2	0	0	7
vs. NYG (10/15)	0	0	4	3	4	69
at LAC (10/22)	0	0	29	0	2	44
at K.C. (10/30)	0	0	4	0	1	24
at Phi. (11/5)	3	3	41	7	4	75
vs. N.E. (11/12)	3	2	58	0	0	5
vs. Cin. (11/19)	0	0	3	0	0	4
at Oak. (11/26)	0	0	4	0	0	6
at Mia. (12/3)	0	2	36	0	3	39
vs. NYJ (12/10)	3	3	62	0	0	-5
at Ind. (12/14)	0	2	30	7	3	50
at Was. (12/24)	0	0	9	0	0	-6
vs. K.C. (12/31)						
TOTAL	16	17	368	17	18	342

2017 2ND HALF-OPENING DRIVES

	BRONCOS			OPPONENT		
	Pts.	FD	Yds.	Pts.	FD	Yds.
vs. LAC (9/11)	7	2	43	0	0	4
vs. Dal (9/17)	7	6	75	0	1	10
at Buf. (9/24)	3	3	49	0	0	1
vs. Oak. (10/1)	3	1	55	0	0	-3
vs. NYG (10/15)	0	1	18	0	1	19
at LAC (10/22)	0	1	18	0	0	5
at K.C. (10/30)	3	3	60	0	0	7
at Phi. (11/5)	0	0	3	7	6	77
vs. N.E. (11/12)	7	5	75	7	4	75
vs. Cin. (11/19)	0	2	40	0	0	9
at Oak. (11/26)	0	1	2	7	3	66
at Mia. (12/3)	0	0	-3	3	1	28
vs. NYJ (12/10)	7	6	68	0	1	11
at Ind. (12/14)	7	4	79	3	3	54
at Was. (12/24)	0	0	-2	0	3	68
vs. K.C. (12/31)						
TOTAL	44	35	580	27	23	431

BRONCOS 2017 GAME-BY-GAME SCORING DRIVES

Opponent	Plays	Yards	Time	Res.	Qtr	Scoring Play	Quarterback
vs. LAC (9/11)	13	70	6:05	TD	1	Fowler III 5 yd. pass from Siemian	Siemian
	9	56	4:38	TD	2	Siemian 1 yd. run	Siemian
	6	43	3:00	TD	3	Fowler III 6 yd. pass from Siemian	Siemian
	14	78	8:16	FG	3	McManus 20 yd. Field Goal	Siemian
vs. Dal. (9/17)	8	78	3:45	TD	1	Sanders 10 yd. pass from Siemian	Siemian
	14	81	6:45	TD	2	C. Anderson 16 yd. pass from Siemian	Siemian
	8	51	2:42	TD	2	Sanders 6 yd. pass form Siemian	Siemian
	15	75	7:04	TD	3	Green 2 yd. pass from Siemian	Siemian
	2	23	0:14	TD	3	C. Anderson 23 yd. run	Siemian
at Buf. (9/24)	12	53	5:03	FG	1	McManus 38 yd. Field Goal	Siemian
	3	79	1:15	TD	2	Charles 12 yd. run	Siemian
	9	58	2:09	FG	2	McManus 35 yd. Field Goal	Siemian
	10	49	4:58	FG	3	McManus 28 yd. Field Goal	Siemian
vs. Oak. (10/1)	7	88	3:17	TD	1	Derby 22 yd. pass from Siemian	Siemian
	8	79	4:08	FG	1	McManus 28 yd. Field Goal	Siemian
	6	55	3:08	FG	3	McManus 36 yd. Field Goal	Siemian
	5	3	2:07	FG	3	McManus 46 yd. Field Goal	Siemian
vs. NYG (10/15)	9	70	3:06	FG	2	McManus 28 yd. Field Goal	Siemian
	7	58	2:03	TD	4	Heuerman 13 yd. pass from Siemian	Siemian
at LAC (10/22)						None	
at K.C. (10/30)	13	71	7:07	FG	2	McManus 27 yd. Field Goal	Siemian
	9	60	4:19	FG	3	McManus 34 yd. Field Goal	Siemian
	10	80	5:44	TD	3	Booker 6 yd. run	Siemian
	10	75	2:46	TD	4	Derby 11 yd. pass from Siemian	Siemian
at Phi. (11/5)	9	41	4:25	FG	1	McManus 52 yd. Field Goal	Osweiler
	4	8	1:00	FG	2	McManus 53 yd. Field Goal	Osweiler
	12	69	6:12	FG	2	McManus 24 yd. Field Goal	Osweiler
	13	75	8:15	TD	4	Thomas 1 yd. pass from Osweiler	Osweiler
vs. N.E. (11/12)	8	58	3:57	FG	1	McManus 39 yd. Field Goal	Osweiler
	8	64	3:06	FG	1	McManus 33 yd. Field Goal	Osweiler
	12	63	6:11	FG	2	McManus 36 yd. Field Goal	Osweiler
	13	75	7:06	TD	3	Thomas 7 yd. pass from Osweiler	Osweiler
vs. Cin. (11/19)	14	75	6:25	TD	1	Anderson 3 yd. run	Osweiler
	7	17	2:14	FG	3	McManus 45 yd. Field Goal	Osweiler
	10	75	3:51	TD	4	Thomas 17 yd. pass from Osweiler	Osweiler
at Oak. (11/26)	10	93	3:48	TD	4	Latimer 25 yd. pass from Siemian	Siemian
	12	75	3:07	TD	4	Fowler III 22 yd. pass from Siemian	Siemian
at Mia. (12/3)	7	67	2:57	FG	2	McManus 31 yd. Field Goal	Siemian
vs. NYJ (12/10)	12	62	5:58	FG	1	McManus 31 yd. Field Goal	Siemian
	2	20	0:12	TD	1	Thomas 20 yd. pass from Siemian	Siemian
	10	28	5:58	FG	2	McManus 53 yd. Field Goal	Siemian
	13	68	6:19	TD	3	Janovich 1 yd. run	Siemian
	8	37	4:44	FG	4	McManus 40 yd. Field Goal	Siemian
at Ind. (12/14)	11	75	5:14	TD	2	Osweiler 18 yd. run	Osweiler
	9	79	4:57	TD	3	Latimer 22 yd. pass from Osweiler	Osweiler
	3	67	1:17	TD	3	Heuerman 54 yd. pass from Osweiler	Osweiler
	16	62	9:40	FG	4	McManus 40 yd. Field Goal	Osweiler
at Was. (12/24)	10	33	5:55	FG	1	McManus 31 yd. Field Goal	Osweiler
	11	75	3:03	TD	4	Anderson 5 yd. run	Osweiler
AVERAGE	9.4	60.3	4:21				
TD AVG.	9.3	68.4	4:06				
FG AVG.	9.5	51.5	4:38				

DENVER BRONCOS 2017 SEASON THIRD DOWN DISTANCE CHART

Game	TOTAL 3RD DOWNS			RUSHING			PASSING			Penalty	3RD DOWN TOTALS		YARDS GAINED		3RD DOWN AVERAGES	
	Md.	Att.	Pct.	Md.	Att.	Pct.	Md.	Att.	Pct.		Yds. Needed	Yds. Gained	Run	Pass	Yds. Needed	Yds. Gained
Denver vs. LAC (9/11)	8	15	53.0%	1	3	33.3%	7	12	58.3%	1	97	75	-7	67	6.5	5.0
Denver vs. Dal. (9/17)	3	12	25.0%	0	1	0.0%	3	11	27.3%	1	71	33	0	33	5.9	2.8
Denver vs. Buf. (9/24)	9	15	60.0%	2	6	33.3%	7	9	77.7	0	85	79	-16	95	5.6	5.2
Denver vs. Dal. (9/17)	3	14	21.0%	0	2	0.0%	3	12	8.3%	2	75	47	7	40	5.3	3.4
Denver at Buf. (9/24)	6	14	43.0%	3	4	75.0%	3	10	30.0%	2	95	89	9	80	6.7	5.7
Denver at Buf. (9/24)	6	16	38.0%	1	2	50.0%	5	14	33.0%	0	152	89	12	77	9.5	4.8
Denver vs. Oak. (10/1)	5	16	31.0%	1	4	25.0%	4	12	33.3%	3	164	89	5	84	5.5	10.3
Denver vs. Oak. (10/1)	2	12	17.0%	1	3	33.3%	1	9	11.1%	2	96	21	-5	26	8.0	1.8
Denver vs. NYG (10/15)	5	17	29.0%	3	4	75.0%	1	13	7.7%	1	139	85	13	72	8.2	5.0
Denver vs. NYG (10/15)	4	14	29.0%	1	6	16.7%	3	8	21.4%	4	106	48	17	31	7.6	3.4
Denver at LAC (10/22)	3	14	21.0%	2	5	40.0%	1	9	11.0%	4	113	70	11	59	8.1	5.0
Denver at LAC (10/22)	3	12	25.0%	0	2	0.0%	3	10	30.0%	4	116	64	-10	74	9.6	5.3
Denver at K.C. (10/30)	5	13	38.0%	2	3	66.6%	3	10	30.0%	2	72	68	31	37	5.5	5.2
Denver at K.C. (10/30)	2	12	17.0%	0	1	0.0%	2	11	18.2%	0	92	34	-2	36	7.7	2.8
Denver at Phi. (11/5)	3	13	23.0%	0	0	0.0%	3	13	23.0%	5	142	62	0	62	10.9	4.8
Denver at Phi. (11/5)	5	13	38.0%	1	7	14.3%	4	6	66.7%	1	86	55	3	52	6.6	4.2
Denver vs. N.E. (11/12)	8	15	53.0%	1	1	100.0%	7	14	50.0%	1	80	153	3	150	10.0	19.1
Denver vs. N.E. (11/12)	4	11	36.0%	1	5	20.0%	3	6	50.0%	1	45	56	21	35	11.2	7.0
Denver vs. Cin. (11/19)	12	21	57.0%	4	6	66.7%	8	15	53.3%	1	147	153	29	124	12.3	12.8
Denver vs. Cin. (11/19)	7	15	47.0%	1	5	20.0%	6	10	60.0%	0	80	57	-14	71	11.4	8.1
Denver at Oak. (11/26)	5	14	35.0%	0	4	0.0%	5	10	50.0%	2	108	53	-7	60	7.7	3.3
Denver at Oak. (11/26)	5	13	38.0%	0	5	0.0%	5	8	62.5%	0	111	151	-4	155	8.5	11.6
Denver at Mia. (12/3)	1	13	8.0%	0	3	0.0%	1	10	10.0%	1	104	-27	-27	0	8.0	-2.0
Denver at Mia. (12/3)	4	15	27.0%	0	2	0.0%	4	13	30.7%	3	100	69	-6	75	6.6	4.6
Denver vs. NYJ (12/10)	7	17	41.0%	3	5	40.0%	4	12	33.3%	1	105	101	14	87	6.2	5.9
Denver vs. NYJ (12/10)	3	13	23.0%	3	6	50.0%	0	7	0.0%	2	46	13	12	1	3.5	1.0
Denver at Ind. (12/14)	7	15	47.0%	3	8	37.5%	4	7	57.1%	1	106	107	24	83	7.1	7.1
Denver at Ind. (12/14)	6	13	46.0%	2	4	50.0%	4	9	44.4%	1	72	74	15	59	5.5	5.7
Denver at Was. (12/24)	5	17	29.0%	3	5	60.0%	2	12	16.7%	1	154	97	13	84	9.0	5.7
Denver at Was. (12/24)	5	13	38.0%	1	3	33.3%	4	10	40.0%	2	102	92	5	87	7.8	7.0
Denver vs. K.C. (12/31)																
DENVER TOTAL	89	229	38.9%	28	61	45.9%	60	168	35.7%	26	1607	1281	116	1144	7.0	5.5
OPPONENT TOTAL	62	198	31.3%	12	64	18.8%	50	144	34.7%	23	1350	913	51	852	6.8	4.6

DENVER BRONCOS 2017 SEASON FIELD POSITION CHART

Game	OFF. DRIVES	CUMULATIVE STARTING LINE	AVG. START	INSIDE OWN 20	AT OWN 20	INSIDE 50	AT 50	PAST 50	INSIDE OPP. 20
Denver	12	382	32	2	1	10	0	2	0
vs. LAC (9/11)	11	348	32	2	0	9	0	2	0
Denver	12	323	27	4	1	11	0	1	0
vs. Dal. (9/17)	13	489	38	1	0	10	0	3	0
Denver	12	261	24	2	1	12	0	0	0
at Buf. (9/24)	12	477	40	0	1	9	0	3	0
Denver	12	346	29	5	0	10	0	2	1
vs Oak. (10/1)	12	296	25	4	1	12	0	0	0
Denver	13	351	27	2	1	13	0	0	0
vs. NYG (10/15)	11	343	31	1	0	10	0	1	0
Denver	13	301	23	6	0	12	0	1	0
at LAC (10/22)	12	357	30	4	0	11	0	1	0
Denver	14	335	24	2	3	14	0	0	0
at K.C. (10/30)	14	560	40	2	0	9	0	5	0
Denver	12	313	26	2	0	11	0	1	0
at Phi. (11/5)	14	528	38	0	0	11	0	3	2
Denver	10	237	24	2	0	10	0	0	0
vs. N.E. (11/12)	10	341	38	1	0	5	0	3	0
Denver	12	378	32	2	1	9	0	3	0
vs. Cin. (11/19)	12	398	33	4	0	9	0	3	1
Denver	12	260	22	5	0	11	0	1	0
at Oak. (11/26)	12	392	33	1	2	11	0	1	0
Denver	15	268	18	8	1	15	0	0	0
at Mia. (12/3)	16	643	40	4	0	11	1	4	0
Denver	12	486	40	0	0	11	0	0	1
vs. NYJ 12/10)	12	254	21	2	3	12	0	0	0
Denver	9	247	27	1	0	8	0	1	0
at Ind. (12/14)	9	232	26	2	0	8	1	0	0
Denver	13	370	28	3	1	12	0	1	0
at Was. (12/24)	13	424	33	3	0	9	0	4	0
Denver									
vs. K.C. (12/31)									
DENVER TOTAL	186	4858	403	46	11	170	0	14	2
OPPONENT TOTAL	186	6082	498	35	7	143	3	36	3

DENVER BRONCOS 2017 SEASON GOAL-TO-GO CHART

Game	Pos.	TD BREAKDOWN			SCORING EFFICIENCY			FAILED			
		TDs	Run	Pass	TD%	FGs	Score%	MFG	DWN	TO	EOH
Denver	3	2	1	1	66.7%	1	100.0%	0	0	0	0
vs. LAC (9/11)	1	1	0	1	100.0%	0	100.0%	0	0	0	0
Denver	3	3	0	3	100.0%	0	100.0%	0	0	0	0
vs. Dal. (9/17)	2	1	0	1	100.0%	0	50.0%	0	1	0	0
Denver	0	0	0	0	0.0%	0	0.0%	0	0	0	0
at Buf. (9/24)	3	2	0	2	66.7%	1	100.0%	0	0	0	0
Denver	2	0	0	0	0.0%	1	50.0%	1	0	0	0
vs Oak. (10/1)	0	0	0	0	0.0%	0	0.0%	0	0	0	0
Denver	2	0	0	0	0.0%	1	50.0%	0	1	0	0
vs. NYG (10/15)	1	0	0	0	0.0%	1	100.0%	0	0	0	0
Denver	0	0	0	0	0.0%	0	0.0%	0	0	0	0
at LAC (10/22)	2	1	0	1	100.0%	0	100.0%	0	1	0	0
Denver	2	1	1	0	100.0%	1	50.0%	0	0	0	0
at K.C. (10/30)	2	0	0	0	0.0%	1	100.0%	0	0	1	0
Denver	2	1	0	1	100.0%	1	50.0%	0	0	0	0
at Phi. (11/5)	3	3	1	2	100.0%	0	100.0%	0	0	0	0
Denver	1	1	0	1	100.0%	0	100.0%	0	0	0	0
vs. N.E. (11/12)	4	2	1	1	50.0%	1	50.0%	0	0	1	0
Denver	2	1	1	0	100.0%	0	100.0%	0	0	1	0
vs. Cin. (11/19)	1	1	0	1	100.0%	0	100.0%	0	0	0	0
Denver	1	0	0	0	0.0%	0	0.0%	0	0	1	0
at Oak. (11/26)	3	3	1	2	100.0%	0	100.0%	0	0	0	0
Denver	1	0	1	0	0.0%	0	0.0%	0	0	0	0
at Mia. (12/3)	1	1	0	1	100.0%	0	100.0%	0	0	0	0
Denver	1	1	1	0	100.0%	0	100.0%	0	0	0	0
vs. NYG (12/10)	0	0	0	0	0.0%	0	0.0%	0	0	0	0
Denver	0	0	0	0	0.0%	0	0.0%	0	0	0	0
at Ind. (12/14)	1	1	1	0	100.0%	0	0.0%	0	0	0	0
Denver	1	1	1	0	100.0%	0	100.0%	0	0	0	0
at Was. (12/24)	3	0	0	0	0.0%	2	0.0%	0	0	1	0
Denver											
vs. K.C. (12/31)											
DENVER TOTAL	21	11	11	6	50.0%	5	71.4%	1	1	2	0
OPPONENT TOTAL	27	16	4	12	59.3%	4	74.1%	0	2	3	0

DENVER BRONCOS 2017 SEASON RED ZONE CHART

Game	Pos.	TD BREAKDOWN			SCORING EFFICIENCY			FAILED			
		TDs	Run	Pass	TD%	FGs	Score%	MFG	DWN	TO	EOH
Denver	5	3	1	2	60.0%	1	80.0%	1	0	0	0
vs. LAC(9/11)	2	2	0	2	100.0%	0	100.0%	0	0	0	0
Denver	4	4	0	4	100.0%	0	100.0%	0	0	0	0
vs. Dal. (9/17)	3	1	0	1	33.3%	0	33.3%	0	1	1	0
Denver	3	1	1	0	33.3%	2	100.0%	0	0	0	0
at Buf. (9/24)	3	2	0	2	66.7%	1	100.0%	0	0	0	0
Denver	4	0	0	0	0.0%	3	75.0%	1	0	0	0
vs. Oak. (10/1)	0	0	0	0	0.0%	0	0.0%	0	0	0	0
Denver	4	1	0	1	25.0%	1	50.0%	1	1	0	0
vs. NYG (10/15)	2	1	0	1	50.0%	1	100.0%	0	0	0	0
Denver	1	0	0	0	0.0%	0	0.0%	0	1	0	0
at LAC (10/22)	2	1	0	1	100.0%	0	50.0%	0	1	0	0
Denver	4	2	1	1	100.0%	2	100.0%	0	0	0	0
at K.C. (10/30)	3	0	0	0	0.0%	2	100.0%	0	0	1	0
Denver	2	1	0	1	50.0%	1	100.0%	0	0	0	0
at Phi. (11/5)	4	4	1	3	100.0%	0	0.0%	0	0	0	0
Denver	3	1	0	1	33.3%	2	100.0%	0	0	1	0
vs. N.E. (11/12)	6	4	3	1	67.0%	2	100.0%	0	0	0	0
Denver	3	2	1	1	67.0%	0	67.0%	0	0	0	0
vs. Cin. (11/19)	2	2	0	2	100.0%	0	100.0%	0	0	0	0
Denver	1	0	0	0	0.0%	0	0.0%	0	0	1	0
at Oak. (11/26)	4	3	1	2	75.0%	0	75.0%	1	0	0	0
Denver	2	0	0	0	0.0%	1	0.0%	0	0	0	0
at Mia. (12/3)	2	1	0	1	100.0%	1	50.0%	0	0	0	0
Denver	4	2	1	1	50.0%	1	50.0%	1	0	0	0
vs. NYJ (12/10)	0	0	0	0	0.0%	0	0.0%	0	0	0	0
Denver	3	1	1	0	33.3%	0	33.3%	1	1	0	0
at Ind. (12/14)	1	1	1	0	100.0%	0	100.0%	0	0	0	0
Denver	2	1	1	0	50.0%	1	50.0%	0	0	0	0
at Was. (12/24)	4	1	0	1	25.0%	1	25.0%	0	0	1	0
Denver											
vs. K.C. (12/31)											
DENVER TOTAL	45	19	7	12	42.2%	15	75.6%	5	3	1	0
OPPONENT TOTAL	37	23	6	18	62.1%	8	83.8%	1	2	3	0

DENVER BRONCOS 2017 SEASON LEADERS BY CATEGORY

Category	Player	AFC Rank	AFC Leader	NFL Rank	NFL Leader
Scoring	Brandon McManus - 93	9th	Stephen Gostkowski, N.E. - 150	20th	Greg Zuerlein, LAR - 158
Rushing Yards	C.J. Anderson - 946	6th	Kareem Hunt, K.C. - 1,292	9th	Todd Gurley, LAR - 1,305
Passing Yards	Trevor Siemian - 2,285	15th	Tom Brady, N.E. - 4,163	27th	Tom Brady, N.E. - 4,387
Passer Rating	Trevor Siemian - 73.3	14th	Alex Smith, K.C. - 104.7	29th	Alex Smith, K.C. - 104.7
Receiving Yards	Demaryius Thomas - 892	12th	Antonio Brown, Pit. - 1,533	21st	Antonio Brown, Pit. - 1,533
Receptions	Demaryius Thomas - 77	7th	Jarvis Landry, Mia. - 103	12th	Jarvis Landry, Mia. - 103
Gross Punting Avg	Riley Dixon - 46.0	8th	Brett Kern, Ten. - 50.7	12th	Brett Kern, Ten. - 50.67
Net Punting Avg	Riley Dixon - 40.2	14th	Brett Kern, Ten. - 45.0	22nd	Brett Kern, Ten. - 45.0
Interceptions	Trevor Siemian - 14	T-44th	13 tied - 0	T-85th	28 tied - 0
Sacks	Von Miller - 10	T-7th	Calais Campbell, Jac. - 14.5	T-15th	Chandler Jones, Ari. - 15
Kickoff Ret. Avg	Brendan Langley - 30.5	2nd	Bobby Rainey, Bal. - 30.7	3rd	Damiere Byrd, Car. - 32.7
Punt Ret. Avg	Isaiah McKenzie - 8.7	8th	Jaydon Mickens, Jac. - 11.9	32nd	Jamal Agnew, Det. - 16.0

HOW THE BRONCOS RANK IN THE AFC AND NFL — 2017 SEASON

Offense	Total	AFC Rank	AFC Leader	NFL Rank	NFL Leader
Points Per Game	Denver - 17.7	T-12th	New England - 28.8	T-26th	Los Angeles Rams - 31.0
Total Yards Per Game	Denver - 323.3	T-7th	New England - 398.5	T-19th	New England - 398.5
Yards Per Play	Denver - 4.8	13th	Kansas City - 6.12	29th	New Orleans - 6.30
Rushing Yards Per Game	Denver - 116.1	T-5th	Jacksonville - 145.3	T-13th	Jacksonville - 145.3
Net Passing Yds. Per Game	Denver - 207.1	9th	New England - 282.3	21st	New England - 282.3
Interceptions (fewest)	Denver - 20	T-14th	Kansas City - 7	T-30th	Two Tied - 7
First Downs Per Game	Denver - 18.3	9th	New England - 24.1	22nd	New England - 24.1
Third-Down Efficiency	Denver - 38.86%	7th	Pittsburgh - 44.72%	17th	Atlanta - 45.30%
Fourth-Down Efficiency	Denver - 33.33%	13th	Jacksonville - 76.92%	26th	New Orleans - 85.71%
Red-Zone Efficiency	Denver - 40.00%	15th	Jacksonville - 65.31%	31st	Philadelphia - 65.45%
Kickoff Ret. Avg.	Denver - 22.2	7th	Baltimore - 26.4	14th	Baltimore - 26.4
Punt Ret. Avg.	Denver - 8.6	8th	Baltimore - 10.8	17th	Detroit - 14.3
Defense	Total	AFC Rank	AFC Leader	NFL Rank	NFL Leader
Points Per Game	Denver - 23.7	11th	Jacksonville - 16.9	22nd	Minnesota - 16.1
Total Yards Per Game	Denver - 284.1	1st	Denver - 284.1	2nd	Minnesota - 280.9
Yards Per Play	Denver - 3.29	2nd	Jacksonville - 4.67	3rd	Two Teams - 4.67
Rushing Yards Per Game	Denver - 88.0	1st	Denver - 88.0	3rd	Philadelphia - 75.9
Net Passing Yds. Per Game	Denver - 196.1	3rd	Jacksonville - 173.5	4th	Jacksonville - 173.5
Interceptions Thrown (most)	Denver - 9	16th	Baltimore - 22	T-26th	Baltimore - 22
First Downs Per Game	Denver - 16.2	1st	Denver - 16.2	1st	Denver - 16.2
Third-Down Efficiency	Denver - 31.31%	1st	Denver - 31.31%	2nd	Minnesota - 26.32%
Fourth-Down Efficiency	Denver - 30.00%	2nd	Miami - 25.00%	6th	Philadelphia - 23.53%
Red-Zone Efficiency	Denver - 60.53%	13th	Los Angeles Chargers - 38.24%	26th	Los Angeles Chargers - 38.24%
Kickoff Ret. Avg.	Denver - 24.1	15th	Kansas City - 18.6	29th	Kansas City - 18.6
Punt Ret. Avg.	Denver - 9.3	12th	Indianapolis - 4.6	22nd	Two Teams - 4.3

2017 DENVER BRONCOS WEEK-BY-WEEK NFL RANKINGS

Game	OFFENSE			DEFENSE		
	Total	Rush	Pass	Total	Rush	Pass
vs. Los Angeles Chargers (9/11)	14th (321.0)	5th (140.0)	19th (181.0)	9th (249.0)	T-10th (64.0)	13th (185.0)
vs. Dallas Cowboys (9/17)	12th (350.0)	1st (159.0)	21st (191.5)	4th (285.5)	4th (52.0)	4th (206.5)
at Buffalo Bills (9/24)	11th (355.7)	3rd (143.0)	212.7 (20th)	4th (263.0)	1st (59.7)	11th (203.3)
vs. Oakland Raiders (10/1)	13th (341.3)	T-3rd (143.0)	23rd (198.3)	1st (260.8)	1st (50.8)	10th (210.0)
vs. New York Giants (10/15)	13th (341.3)	3rd (143.0)	24th (198.3)	1st (260.8)	1st (50.8)	11th (210.0)
at Los Angeles Chargers (10/22)	12th (355.4)	9th (123.6)	14th (231.8)	1st (261.8)	2nd (70.2)	6th (191.6)
at Kansas City Chiefs (10/30)	15th (341.7)	10th (123.4)	18th (218.3)	1st (261.0)	2nd (72.9)	6th (188.1)
at Philadelphia Eagles (11/5)	18th (327.3)	14th (112.4)	19th (214.9)	2nd (280.8)	5th (88.4)	4th (192.4)
vs. New England Patriots (11/12)	20th (328.6)	14th (113.0)	19th (215.6)	4th (293.6)	5th (89.6)	8th (204.0)
vs. Cincinnati Bengals (11/19)	18th (329.8)	15th (112.9)	18th (216.9)	3rd (283.2)	4th (85.5)	5th (197.7)
at Oakland Raiders (11/26)	22nd (319.7)	16th (108.0)	19th (211.7)	3rd (289.1)	4th (87.2)	4th (201.9)
at Dolphins (12/3)	23rd (315.3)	17th (107.3)	19th (208.0)	5th (295.6)	5th (92.0)	4th (203.6)
vs. New York Jets (12/10)	22nd (312.1)	19th (105.5)	21st (206.5)	1st (280.5)	T-3rd (89.5)	2nd (191.1)
at Indianapolis Colts (12/14)	20th (322.8)	14th (113.2)	26th (209.6)	1st (276.8)	4th (88.1)	2nd (188.7)
at Redskins (12/24)	T-19th (323.3)	T-13th (116.1)	21st (207.1)	2nd (284.1)	3rd (88.0)	4th (196.1)
vs. Kansas City Chiefs (12/31)						

BRONCOS 2017 SEASON 100-YARD RUSHING AND RECEIVING / 300-YARD PASSING GAMES

100-YARD RUSHING GAMES

BRONCOS							OPPONENTS						
GAME	Player	Att.	Yds.	Avg.	LG	TDs	GAME	Player	Att.	Yds.	Avg.	LG	TDs
vs. LAC (9/11)	-	-	-	-	-	-	vs. LAC (9/11)	-	-	-	-	-	-
vs. Dal. (9/17)	C. Anderson	25	118	4.7	28	1	vs. Dal. (9/17)	-	-	-	-	-	-
at Buf. (9/24)	-	-	-	-	-	-	at Buf. (9/24)	-	-	-	-	-	-
vs. Oak. (10/1)	-	-	-	-	-	-	vs. Oak. (10/1)	-	-	-	-	-	-
BYE WEEK	-	-	-	-	-	-	BYE WEEK	-	-	-	-	-	-
vs. NYG (10/15)	-	-	-	-	-	-	vs. NYG (10/15)	O. Darkwa	21	117	5.6	47	0
at LAC (10/22)	-	-	-	-	-	-	at LAC (10/22)	-	-	-	-	-	-
at K.C. (10/22)	-	-	-	-	-	-	at K.C. (10/22)	-	-	-	-	-	-
at Phi. (11/5)	-	-	-	-	-	-	at Phi. (11/5)	-	-	-	-	-	-
vs. N.E. (11/12)	-	-	-	-	-	-	vs. N.E. (11/12)	-	-	-	-	-	-
vs. Cin. (11/19)	-	-	-	-	-	-	vs. Cin. (11/19)	-	-	-	-	-	-
at Oak. (11/26)	-	-	-	-	-	-	at Oak. (11/26)	-	-	-	-	-	-
at Mia. (12/3)	-	-	-	-	-	-	at Mia. (12/3)	K. Drake	23	120	5.2	42	1
vs. NYJ (12/10)	-	-	-	-	-	-	vs. NYJ (12/10)	-	-	-	-	-	-
at Ind. (12/14)	C. Anderson	30	158	5.3	16	0	at Ind. (12/14)	-	-	-	-	-	-
at Was. (12/24)	-	-	-	-	-	-	at Was. (12/24)	-	-	-	-	-	-
vs. K.C. (12/31)	-	-	-	-	-	-	vs. K.C. (12/31)	-	-	-	-	-	-

100-YARD RECEIVING GAMES

BRONCOS							OPPONENTS						
GAME	Player	Rec.	Yds.	Avg.	LG	TDs	GAME	Player	Rec.	Yds.	Avg.	LG	TDs
vs. LAC (9/11)	-	-	-	-	-	-	vs. LAC (9/11)	-	-	-	-	-	-
vs. Dal. (9/17)	-	-	-	-	-	-	vs. Dal. (9/17)	-	-	-	-	-	-
at Buf. (9/24)	-	-	-	-	-	-	at Buf. (9/24)	-	-	-	-	-	-
vs. Oak. (10/1)	-	-	-	-	-	-	vs. Oak. (10/1)	-	-	-	-	-	-
BYE WEEK	-	-	-	-	-	-	BYE WEEK	-	-	-	-	-	-
vs. NYG (10/15)	D. Thomas	10	133	13.3	40	0	vs. NYG (10/15)	-	-	-	-	-	-
at LAC (10/22)	-	-	-	-	-	-	at LAC (10/22)	-	-	-	-	-	-
at K.C. (10/22)	-	-	-	-	-	-	at K.C. (10/22)	T. Kelce	7	133	19.0	33	1
at Phi. (11/5)	-	-	-	-	-	-	at Phi. (11/5)	-	-	-	-	-	-
vs. N.E. (11/12)	E. Sanders	6	137	22.8	38	0	vs. N.E. (11/12)	-	-	-	-	-	-
vs. Cin. (11/19)	-	-	-	-	-	-	vs. Cin. (11/19)	-	-	-	-	-	-
at Oak. (11/26)	-	-	-	-	-	-	at Oak. (11/26)	-	-	-	-	-	-
at Mia. (12/3)	-	-	-	-	-	-	at Mia. (12/3)	-	-	-	-	-	-
vs. NYJ (12/10)	-	-	-	-	-	-	vs. NYJ (12/10)	-	-	-	-	-	-
at Ind. (12/14)	-	-	-	-	-	-	at Ind. (12/14)	-	-	-	-	-	-
at Was. (12/24)	-	-	-	-	-	-	at Was. (12/24)	-	-	-	-	-	-
vs. K.C. (12/31)	-	-	-	-	-	-	vs. K.C. (12/31)	-	-	-	-	-	-

300-YARD PASSING GAMES

BRONCOS							OPPONENTS						
GAME	Player	Cmp.-Att.	Yds.	TDs	INTs	Rtg.	GAME	Player	Cmp.-Att.	Yds.	TDs	INTs	Rtg.
vs. LAC (9/11)	-	-	-	-	-	-	vs. LAC (9/11)	-	-	-	-	-	-
vs. Dal. (9/17)	-	-	-	-	-	-	vs. Dal. (9/17)	-	-	-	-	-	-
at Buf. (9/24)	-	-	-	-	-	-	at Buf. (9/24)	-	-	-	-	-	-
vs. Oak. (10/1)	-	-	-	-	-	-	vs. Oak. (10/1)	-	-	-	-	-	-
BYE WEEK	-	-	-	-	-	-	BYE WEEK	-	-	-	-	-	-
vs. NYG (10/15)	T. Siemian	29-50	376	1	2	71.8	vs. NYG (10/15)	-	-	-	-	-	-
at LAC (10/22)	-	-	-	-	-	-	at LAC (10/22)	-	-	-	-	-	-
at K.C. (10/22)	-	-	-	-	-	-	at K.C. (10/22)	-	-	-	-	-	-
at Phi. (11/5)	-	-	-	-	-	-	at Phi. (11/5)	-	-	-	-	-	-
vs. N.E. (11/12)	-	-	-	-	-	-	vs. N.E. (11/12)	-	-	-	-	-	-
vs. Cin. (11/19)	-	-	-	-	-	-	vs. Cin. (11/19)	-	-	-	-	-	-
at Oak. (11/26)	-	-	-	-	-	-	at Oak. (11/26)	-	-	-	-	-	-
at Mia. (12/3)	-	-	-	-	-	-	at Mia. (12/3)	-	-	-	-	-	-
vs. NYJ (12/10)	-	-	-	-	-	-	vs. NYJ (12/10)	-	-	-	-	-	-
at Ind. (12/14)	-	-	-	-	-	-	at Ind. (12/14)	-	-	-	-	-	-
at Was. (12/24)	-	-	-	-	-	-	at Was. (12/24)	-	-	-	-	-	-
vs. K.C. (12/31)	-	-	-	-	-	-	vs. K.C. (12/31)	-	-	-	-	-	-

DENVER BRONCOS 2017 SEASON BIG-PLAY LOG

BRONCOS RUSHING (10+Yards)				
Game	Qtr.	Time	Yards	Player
vs. LAC (9/11)	1	9:05	11	C. Anderson
	2	8:40	18	C. Anderson
	3	6:58	12	Charles
vs. Dal. (9/17)	1	3:51	28	C. Anderson
	2	3:50	14	Charles
	3	6:23	23t	C. Anderson
at Buf. (9/24)	2	10:59	32	C. Anderson
	2	10:33	12	Charles
	3	11:34	19	Charles
	4	11:20	12	Charles
vs. Oak. (10/1)	1	4:44	16	Charles
	3	12:09	40	C. Anderson
	3	7:13	12	C. Anderson
vs. NYG (10/15)		None		
at LAC (10/22)	3	2:37	11	C. Anderson
at K.C. (10/30)	1	10:49	18	Charles
	3	12:26	11	C. Anderson
	3	11:50	12	C. Anderson
	3	9:46	26	Booker
	4	3:53	14	Siemian
4	2:09	10	Charles	
at Phi. (11/5)		None		
vs. N.E. (11/12)	1	6:55	21	C. Anderson
	3	11:37	10	Charles
	3	8:38	11	Charles
vs. Cin. (11/19)	1	10:28	12	Osweiler
at Oak. (11/26)	1	2:59	11	Lynch
at Mia. (12/3)	2	8:53	11	C. Anderson
	2	0:29	14	C. Anderson
	4	0:24	15	Siemian
vs. NYJ (12/10)		None		
at Ind. (12/14)	1	13:05	14	C. Anderson
	2	6:17	12	C. Anderson
	2	1:26	18t	Osweiler
	2	0:34	11	Booker
	3	7:57	12	Booker
	3	3:54	11	C. Anderson
	4	3:50	16	C. Anderson
at Was. (12/24)	2	14:08	21	C. Anderson
	2	6:09	21	C. Anderson
	4	11:29	11	C. Anderson
	4	3:21	18	Osweiler
	4	2:55	11	Booker

BRONCOS PASSING (20+Yards)				
Game	Qtr.	Time	Yards	QB/Receiver
vs. LAC (9/11)	1	8:20	20	Siemian/Heurman
	3	12:51	29	Siemian/Thomas
	3	4:46	20	Siemian/Sanders
	4	7:00	44	Siemian/Green
vs. Dal. (9/17)	1	11:59	27	Siemian/Thomas
	1	11:23	25	Siemian/Sanders
at Buf. (9/24)	1	9:14	29	Siemian/Sanders
	1	5:13	20	Siemian/Fowler
	2	2:51	20	Siemian/Sanders
	2	1:32	21	Siemian/Thomas
	4	13:45	23	Siemian/Thomas
	4	2:44	29	Siemian/Thomas
vs. Oak. (10/1)	1	8:46	29	Siemian/Derby
	1	8:19	22t	Siemian/Derby
vs. NYG (10/15)	1	2:36	33	Siemian/Sanders
	2	7:06	24	Siemian/Green
	2	5:26	40	Siemian/Thomas
	3	8:08	24	Siemian/Thomas
	4	11:44	21	Siemian/Thomas
	4	6:03	23	Siemian/Booker
4	0:19	29	Siemian/Booker	
at LAC (10/22)	1	13:42	23	Siemian/Derby
at K.C. (10/30)	1	3:55	22	Siemian/Thomas
	3	5:51	29	Siemian/Fowler
at Phi. (11/5)	1	6:37	30	Osweiler/Sanders
	3	0:16	32	Osweiler/Latimer
vs. N.E. (11/12)	1	12:33	31	Osweiler/Sanders
	1	7:36	38	Osweiler/Sanders
	2	7:21	23	Osweiler/Sanders
	3	9:39	23	Osweiler/Sanders
vs. Cin. (11/19)	1	6:25	21	Osweiler/Latimer
	3	12:28	21	Osweiler/Booker
at Oak. (11/26)	4	12:48	34	Siemian/Traylor
	4	10:26	25t	Siemian/Latimer
	4	2:44	22t	Siemian/Fowler
at Mia. (12/3)	1	0:51	36	Siemian/Green
	1	0:14	23	Siemian/Fowler
	2	1:13	20	Siemian/Charles
	3	10:29	25	Siemian/C. Anderson
4	2:54	20	Siemian/Thomas	
vs. NYJ (12/10)	1	11:15	27	Siemian/Latimer
	1	7:22	20t	Siemian/Thomas
	3	1:17	25	Siemian/Thomas
at Ind. (12/14)	1	6:43	26	Siemian/Sanders
	1	3:33	23	Siemian/Thomas
	2	6:33	22	Osweiler/Thomas
	3	4:22	22t	Osweiler/Latimer
	3	2:47	54t	Osweiler/Heurman
4	9:46	20	Osweiler/Latimer	
at Was. (12/24)	1	12:06	24	Osweiler/Thomas
	2	0:40	22	Osweiler/Taylor

DENVER BRONCOS 2017 OPPONENT SEASON BIG-PLAY LOG

OPPONENT RUSHING (10+Yards)				
Game	Qtr.	Time	Yards	Player
vs. LAC (9/11)	1	12:30	21	Gordon
	1	1:07	10	Gordon
vs. Dal. (9/17)	None			
at Buf. (9/24)	3	13:29	10	Tolbert
vs. Oak. (10/1)	None			
vs. NYG (10/15)	2	14:28	47	Darkwa
	3	15:00	14	Darkwa
	4	8:23	15	Darkwa
	4	3:19	19	Darkwa
at LAC (10/22)	4	12:35	11	Ekeler
	4	7:58	21	Gordon
at K.C. (10/30)	1	5:59	15	Hunt
	2	7:12	11	Hunt
	2	1:56	17	Smith
	4	9:00	14	Smith
at Phi. (11/5)	2	2:00	14	Ajayi
	2	1:28	46t	Ajayi
	3	14:55	28	Clement
	3	11:20	10	Blount
	4	2:55	26	Smallwood
vs. N.E. (11/12)	None			
vs. Cin. (11/19)	None			
at Oak. (11/26)	1	13:28	11	Washington
at Mia. (12/3)	2	6:42	11	Drake
	3	3:04	42t	Drake
	4	8:43	12	Perry
vs. NYJ (12/10)	3	2:42	12	Powell
at Ind. (12/14)	None			
at Was. (12/24)	2	4:33	13	Bibbs
	4	14:48	11	Perine
	4	7:51	10	Perine

OPPONENT PASSING (20+Yards)				
Game	Qtr.	Time	Yards	QB/Receiver
vs. LAC (9/11)	4	7:07	38t	Rivers/Benjamin
vs. Dal. (9/17)	4	14:32	28t	Prescott/Witten
at Buf. (9/24)	2	15:00	28	Taylor/Matthews
	2	14:07	28	Taylor/Clay
	3	7:40	31	Taylor/O'Leary
	3	6:54	25	Taylor/Matthews
vs. Oak. (10/1)	2	4:33	20	Carr/Richard
	2	3:46	64t	Carr/Holton
	4	8:03	28	Manuel/Cook
	4	7:30	22	Manuel/Roberts
vs. NYG (10/15)	1	8:56	26	Manning/Engram
	3	10:13	21	Manning/Engram
at LAC (10/22)	1	13:31	34	Rivers/Henry
	4	5:51	42t	Rivers/Benjamin
at K.C. (10/30)	1	6:18	29t	Smith/Kelce
	2	8:24	25	Smith/Hill
	4	15:00	33	Smith/Kelce
at Phi. (11/5)	1	6:40	32t	Wentz/Jeffery
	2	9:21	27t	Wentz/Burton
	4	5:34	35	Foles/Agholor
vs. N.E. (11/12)	1	5:18	27	Brady/Bennett
	2	1:11	22	Brady/Gronkowski
	3	7:22	26	Brady/Gronkowski
	3	6:38	25	Brady/Cooks
vs. Cin. (11/19)	4	3:50	27	Hoyer/Cooks
	2	14:18	29	Dalton/LaFell
at Oak. (11/26)	2	13:01	29t	Dalton/Erickson
	1	11:47	20	Carr/Roberts
at Mia. (12/3)	2	12:04	20	Carr/Lynch
	3	7:17	47	Carr/Holton
	4	8:58	25	Carr/Lynch
	4	2:24	54	Carr/Patterson
	2	11:35	22	Cutler/Stills
	2	10:19	25	Cutler/Landry
vs. NYJ (12/10)	3	13:17	29	Cutler/Fasano
	3	7:41	26	Cutler/Stills
	3	3:36	20	Cutler/Stills
	4	10:27	23t	Cutler/Stills
vs. NYJ (12/10)	None			
at Ind. (12/14)	1	10:57	22	Brissett/Gore
	2	11:22	20	Brissett/Travis
at Was. (12/24)	2	9:42	32	Cousins/Grant
	3	12:12	36	Cousins/Grant
	3	7:11	21	Cousins/Bibbs
	4	12:15	48t	Cousins/Doctson
	4	4:29	31t	Cousins/Davis

DENVER BRONCOS 2017 TAKEAWAY CHART

GAME	W/L	+/-	BRONCOS				OPPONENTS			
			INT	FUM	Total	Pts.	INT	FUM	Total	Pts.
vs. LAC (9/11)	W	-1	1	0	1	7	1	1	2	14
vs. Dal (9/17)	W	EVEN	2	0	2	14	1	1	2	14
at Buf. (9/24)	L	-2	0	0	0	0	2	0	2	3
vs. Oak. (10/1)	W	+1	1	0	1	0	0	0	0	0
vs. NYG (10/15)	L	-3	0	0	0	0	2	1	3	7
at LAC (10/22)	L	-3	0	0	0	0	1	2	3	7
at K.C. (10/30)	L	-3	1	1	2	3	3	2	5	13
at Phi. (11/5)	L	-1	0	1	1	7	2	0	2	14
vs. N.E. (11/12)	L	-2	0	0	0	0	1	1	2	7
vs. Cin. (11/19)	L	-2	0	0	0	0	1	1	2	14
at Oak. (11/26)	L	EVEN	0	1	1	0	1	0	1	7
at Mia. (12/3)	L	EVEN	2	1	3	6	3	0	3	14
vs. NYJ (12/10)	W	+2	1	1	2	7	0	0	0	0
at Ind. (12/14)	W	-1	0	0	0	0	1	0	1	7
at Was. (12/24)	L	-1	1	1	2	0	1	2	3	14
vs. K.C. (12/31)										
TOTALS	5-10	-16	9	6	15	44	20	11	31	135

DENVER BRONCOS 2017 TURNOVER LOG (-16)

TAKEAWAYS (15 TOT., 9 INT, 6 FUM, 44 pts.)

Game	Qtr.	Time	Takeaway	Player	Field Pos.	Pts.
vs. LAC (9/11)	3	13:33	Interception	Roby	LAC 43	7
vs. Dal. (9/17)	3	6:41	Interception	Harris Jr.	DAL 23	7
	4	1:12	Interception	Talib	TD	7
at Buf. (9/24)				None		
vs. Oak. (10/1)	4	1:56	Interception	Simmons	DEN 8	0
vs. NYG (10/15)				None		
at LAC (10/22)				None		
at K.C. (10/30)	1	4:02	Interception	Stewart	DEN 20	3
	2	1:36	Fumble	Peko Sr.	DEN 39	0
at Phi. (11/5)	4	8:17	Fumble	Marshall	TD	7
vs. N.E. (11/12)				None		
vs. Cin. (11/19)				None		
at Oak. (11/26)	1	0:54	Fumble	Barrett	OAK 24	0
at Mia. (12/3)	2	6:01	Interception	Harris Jr.	DEN 48	0
	3	7:41	Fumble	Roby	DEN 11	0
	3	5:08	Interception	Simmons	TD	6
vs. NYJ (12/10)	1	7:35	Fumble	Gotsis	NYJ 20	7
	2	9:37	Interception	Stewart	DEN 39	0
at Ind. (12/14)				None		
at Was. (12/24)	3	9:36	Interception	Parks	DEN 20	0
	4	5:02	Fumble	Miller	DEN 46	0

BRONCOS TAKEAWAY LEADERS

Player	INT	FUM	Totals	Pts.
Roby	1	1	2	7
Harris	2	0	2	7
Simmons	2	0	2	6
Stewart	2	0	2	3
Talib	1	0	1	7
Marshall	0	1	1	7
Gotsis	0	1	1	7
Parks	1	0	1	0
Miller	0	1	1	0
Peko Sr.	0	1	1	0
Barrett	0	1	1	0
TOTALS	9	6	15	44

GIVEAWAYS (31 TOT., 20 INT, 11 FUM, 135 pts.)

Game	Qtr.	Time	Giveaway	Player	Field Pos.	Pts.
vs. LAC (9/11)	4	10:44	Interception	Siemian	DEN 43	7
	4	7:22	Fumble	Charles	DEN 38	7
vs. Dal. (9/17)	2	13:35	Fumble	Siemian	DEN 3	7
	3	2:10	Interception	Siemian	DEN 39	7
at Buf. (9/24)	3	5:21	Interception	Siemian	DEN 32	0
	4	10:55	Interception	Siemian	BUF 38	3
vs. Oak. (10/1)				None		
vs. NYG (10/15)	2	9:21	Interception	Siemian	NYG 35	0
	2	1:01	Interception	Siemian	TD	7
	4	15:00	Fumble	Thomas	NYG 39	0
at LAC (10/22)	1	13:42	Fumble	Derby	DEN 45	0
	2	4:09	Fumble	Siemian	LAC 38	0
	4	12:49	Interception	Siemian	LAC 8	7
at K.C. (10/30)	1	9:41	Fumble	Charles	TD	7
	1	6:11	Interception	Siemian	DEN 43	0
	2	4:09	Interception	Siemian	KC 21	0
	3	13:38	Fumble	McKenzie	DEN 16	3
at Phi. (11/5)	4	6:35	Interception	Siemian	DEN 22	3
	1	1:53	Interception	Osweiler	DEN 15	7
	3	4:41	Interception	Osweiler	DEN 11	7
	1	13:30	Fumble	McKenzie	DEN 24	7
vs. N.E. (11/12)	4	6:54	Interception	Osweiler	DEN 32	0
	1	8:41	Interception	Osweiler	DEN 1	7
vs. Cin. (11/19)	4	12:21	Fumble	Anderson	DEN 44	7
	2	14:14	Interception	Lynch	OAK 20	7
at Mia. (12/3)	1	6:06	Interception	Siemian	MIA 47	0
	2	9:39	Interception	Siemian	TD	7
	4	10:34	Interception	Siemian	DEN 23	7
vs. NYJ (12/10)				None		
at Ind. (12/14)	1	11:49	Interception	Siemian	50	7
at Was. (12/24)	2	4:41	Fumble	Osweiler	DEN 38	7
	2	1:36	Interception	Osweiler	WAS 28	0
	4	4:47	Fumble	Booker	50	7

BRONCOS GIVEAWAY LEADERS

Player	INT	FUM	Totals	Pts.
Siemian	14	2	16	62
Osweiler	5	1	6	28
Charles	0	2	2	14
McKenzie	0	2	2	10
Anderson	0	1	1	7
Lynch	1	0	1	7
Booker	0	1	1	7
Derby	0	1	1	0
Thomas	0	1	1	0
TOTALS	20	11	31	135

2017 SEASON INDIVIDUAL GAME-BY-GAME STATISTICS — BRONCOS LEADERS

Game	SCORING		RUSHES		RUSH YDS		RECEPTIONS		REC. YDS	
	vs. LAC (9/11)	B. Fowler	12	C. Anderson	20	C. Anderson	81	D. Thomas	5	D. Thomas
vs. Dal. (9/17)	E. Sanders	12	C. Anderson	25	C. Anderson	118	Two Players	6	D. Thomas	71
at Buf. (9/24)	B. McManus	9	J. Charles	9	J. Charles	56	E. Sanders	7	D. Thomas	98
vs. Oak. (10/1)	B. McManus	12	C. Anderson	20	C. Anderson	95	A. Derby	4	A. Derby	75
vs. NYG (10/15)	J. Heurman	6	C. Anderson	9	J. Charles	19	D. Thomas	10	D. Thomas	133
at LAC (10/22)	-		C. Anderson	10	C. Anderson	44	A. Derby	6	A. Derby	66
at K.C. (10/30)	B. McManus	7	C. Anderson	15	C. Anderson	78	D. Thomas	5	D. Thomas	66
at Phi. (11/5)	B. McManus	11	C. Anderson	9	D. Booker	21	D. Thomas	8	D. Thomas	70
vs. N.E. (11/12)	B. McManus	10	C. Anderson	10	C. Anderson	54	E. Sanders	6	E. Sanders	137
vs. Cin. (11/19)	Two Players	6	D. Booker	14	D. Booker	44	Two Players	5	D. Thomas	64
at Oak. (11/26)	Two Players	6	D. Booker	6	P. Lynch	20	D. Thomas	5	C. Latimer	48
at Mia. (12/3)	J. Simmons	6	C. Anderson	15	C. Anderson	67	J. Charles	5	C. Anderson	43
vs. NYJ (12/10)	B. McManus	11	C. Anderson	22	C. Anderson	48	D. Thomas	8	D. Thomas	98
at Ind. (12/14)	C. Latimer	8	C. Anderson	30	C. Anderson	158	E. Sanders	7	E. Sanders	68
at Was. (12/24)	C. Anderson	6	C. Anderson	16	C. Anderson	88	C. Anderson	7	D. Thomas	52
vs. K.C. (12/31)										
AVERAGE		7.9		15.3		66.1		6.3		77.1
Game	TACKLES		SACKS		INTS		PASSES DEF.		ST. TACKLES	
	vs. LAC (9/11)	B. Marshall	8	S. Barrett	1.0	B. Roby	1	B. Roby	2	C. Latimer
vs. Dal. (9/17)	Two Players	7	V. Miller	2.0	Two Players	2	A. Talib	3	C. Kreiter	1
at Buf. (9/24)	Two Players	10	Four Players	1.0	-		Three Players	1	Four Players	1
vs. Oak. (10/1)	D. Stewart	7	Three Players	1.0	J. Simmons	1	J. Simmons	2	Z. Anderson	2
vs. NYG (10/15)	J. Simmons	11	Three Players	1.0	-		J. Simmons	2	Two Players	1
at LAC (10/22)	T. Davis	10	V. Miller	2.0	-		B. Roby	2	R. Dixon	1
at K.C. (10/30)	B. Marshall	8	S. Barrett	1.0	D. Stewart	1	D. Stewart	2	Five Players	1
at Phi. (11/5)	V. Miller	8	Two Players	1.0	-		Four Players	1	J. Simmons	3
vs. N.E. (11/12)	B. Marshall	10	J. Simmons	1.0	-		Three Players	1	I. McKenzie	1
vs. Cin. (11/19)	D. Peko	6	Two Players	1.0	-		A. Gotsis	2	W. Parks	1
at Oak. (11/26)	T. Davis	8	S. Barrett	1.0	-		B. Roby	1	Five Players	1
at Mia. (12/3)	T. Davis	9	S. Harris	1.0	Two Players	2	B. Roby	3	B. Fowler	2
vs. NYJ (12/10)	B. Marshall	7	Four Players	1.0	D. Stewart	1	Six Players	1	Two Players	1
at Ind. (12/14)	W. Parks	7	B. Roby	1.0	-		Two Players	1	-	
at Was. (12/24)	B. Marshall	9	-	0.0	W. Parks	1	Five Players	1	Three Players	1
vs. K.C. (12/31)										
AVERAGE		8.3		1.1		1.0		1.7		1.2
Game	PUNT RET.		PR YDS		KICKOFF RET.		KOR YDS		PUNTS	
	vs. LAC (9/11)	I. McKenzie	3	I. McKenzie	48	C. Latimer	1	C. Latimer	36	R. Dixon
vs. Dal. (9/17)	I. McKenzie	2	I. McKenzie	20	C. Latimer	1	C. Latimer	25	R. Dixon	3
at Buf. (9/24)	I. McKenzie	1	I. McKenzie	16	C. Latimer	3	C. Latimer	81	R. Dixon	3
vs. Oak. (10/1)	I. McKenzie	5	I. McKenzie	38	I. McKenzie	1	I. McKenzie	12	R. Dixon	6
vs. NYG (10/15)	I. McKenzie	3	I. McKenzie	17	B. Langley	2	B. Langley	75	R. Dixon	3
at LAC (10/22)	H. Sharp	5	H. Sharp	55	B. Langley	3	B. Langley	93	R. Dixon	8
at K.C. (10/30)	I. McKenzie	4	I. McKenzie	3	C. Latimer	3	C. Latimer	48	R. Dixon	4
at Phi. (11/5)	I. McKenzie	1	I. McKenzie	44	D. Booker	5	D. Booker	106	R. Dixon	6
vs. N.E. (11/12)	I. McKenzie	1	I. McKenzie	0	D. Booker	5	D. Booker	107	R. Dixon	2
vs. Cin. (11/19)	E. Sanders	2	J. Taylor	15	-		-		R. Dixon	5
at Oak. (11/26)	J. Taylor	1	J. Taylor	8	D. Booker	1	D. Booker	14	R. Dixon	8
at Mia. (12/3)	I. McKenzie	1	I. McKenzie	-3	B. Langley	1	B. Langley	15	R. Dixon	7
vs. NYJ (12/10)	J. Taylor	5	J. Taylor	62	-		-		R. Dixon	5
at Ind. (12/14)	J. Taylor	1	J. Taylor	0	D. Booker	1	D. Booker	23	R. Dixon	1
at Was. (12/24)	J. Taylor	2	J. Taylor	12	D. Booker	2	D. Booker	26	R. Dixon	5
vs. K.C. (12/31)										
AVERAGE		2.5		22.3		1.9		50.8		4.6

2017 SEASON INDIVIDUAL GAME-BY-GAME STATISTICS — OPPONENTS LEADERS

Game	SCORING		RUSHES		RUSH YDS		RECEPTIONS		REC. YDS	
	Player	Plays	Player	Plays	Player	Yards	Player	Plays	Player	Yards
vs. LAC (9/11)	Three Players	6	M. Gordon	18	M. Gordon	54	Three Players	5	Ty. Williams	54
vs. Dal. (9/17)	Two Players	6	E. Elliott	9	D. Prescott	24	D. Bryant	7	J. Witten	97
at Buf. (9/24)	S. Hauschka	14	M. Tolbert	14	M. Tolbert	41	L. McCoy	7	J. Matthews	61
vs. Oak. (10/1)	J. Holton	6	M. Lynch	9	M. Lynch	12	C. Patterson	6	J. Holton	64
vs. NYG (10/15)	A. Rosas	11	O. Darkwa	21	O. Darkwa	117	E. Ingram	5	E. Ingram	82
at LAC (10/22)	T. Benjamin	12	M. Gordon	18	M. Gordon	38	H. Henry	4	H. Henry	73
at K.C. (10/30)	H. Butker	17	K. Hunt	22	K. Hunt	46	T. Kelce	7	T. Kelce	133
at Phi. (11/5)	Two Players	12	C. Clement	12	J. Ajayi	77	A. Jeffery	6	A. Jeffery	84
vs. N.E. (11/12)	D. Lewis	12	D. Lewis	14	D. Lewis	55	B. Cooks	6	Two Players	74
vs. Cin. (11/19)	Three Players	6	J. Mixon	20	J. Mixon	49	A. Green	4	A. Green	50
at Oak. (11/26)	Three Players	6	M. Lynch	26	M. Lynch	67	Three Players	3	C. Patterson	72
at Mia. (12/3)	C. Parkey	7	K. Drake	30	K. Drake	120	K. Stills	5	K. Stills	98
vs. NYJ (12/10)	-	-	B. Powell	13	B. Powell	35	R. Anderson	3	R. Anderson	27
at Ind. (12/14)	A. Vinatieri	7	F. Gore	10	F. Gore	31	J. Doyle	7	J. Doyle	47
at Was. (12/24)	D. Hopkins	9	S. Perine	17	S. Perine	53	Two Players	4	R. Grants	85
vs. K.C. (12/31)										
AVERAGE		8.7		16.9		54.6		5.3		73.4
Game	TACKLES		SACKS		INTS		PASSES DEF.		ST. TACKLES	
	Player	Plays	Player	Plays	Player	Plays	Player	Plays	Player	Plays
vs. LAC (9/11)	J. Brown	14	Two Players	1.5	A. Phillips	1	Five Players	1	Four Players	1
vs. Dal. (9/17)	J. Smith	10	D. Lawrence	2.0	J. Lewis	1	Three Players	1	J. Heath	2
at Buf. (9/24)	P. Brown	10	Three Players	1.0	Two Players	1	T. White	4	Two Players	2
vs. Oak. (10/1)	C. James	10	K. Mack	2.0	-	-	R. Nelson	1	Five Players	1
vs. NYG (10/15)	J. Pierre-Paul	8	J. Pierre-Paul	3.0	Two Players	1	E. Apple	3	D. Deayon	2
at LAC (10/22)	J. Addae	9	Two Players	2.0	C. Hayward	1	Five Players	1	M. Davis	3
at K.C. (10/30)	Two Players	7	J. Houston	2.0	Three Players	1	Five Players	1	Two Players	2
at Phi. (11/5)	B. Graham	5	Three Players	1.0	Two Players	1	Four Players	2	K. Grugier-Hill	2
vs. N.E. (11/12)	K. Van Noy	5	-	-	P. Chung	1	Six Players	1	Two Players	2
vs. Cin. (11/19)	V. Burfict	12	C. Dunlap	2.0	D. Kirkpatrick	1	D. Kirkpatrick	3	C. Fejedelem	2
at Oak. (11/26)	N. Bowman	7	Two Players	2.0	N. Bowman	1	Three Players	1	Two Players	1
at Mia. (12/3)	L. Timmons	6	Three Players	1.0	X. Howard	2	X. Howard	5	Three Players	1
vs. NYJ (12/10)	D. Davis	12	Two Players	2.0	-	-	-	-	J. Stanford	2
at Ind. (12/14)	A. Morrisson	12	Three Players	1.0	K. Moore II	1	K. Moore II	2	T. Green	1
at Was. (12/24)	Z. Vigil	14	Two Players	2.0	D. Swearingen	1	Four Players	1	D. Everett	2
vs. K.C. (12/31)										
AVERAGE		9.4		1.8		1.0		1.8		1.7
Game	PUNT RET.		PR YDS		KICKOFF RET.		KOR YDS		PUNTS	
	Player	Plays	Player	Plays	Player	Plays	Player	Plays	Player	Plays
vs. LAC (9/11)	T. Benjamin	1	T. Benjamin	-3	-	-	-	-	D. Kaser	5
vs. Dal. (9/17)	R. Switzer	1	R. Switzer	19	-	-	-	-	C. Jones	5
at Buf. (9/24)	B. Tate	2	B. Tate	20	B. Tate	2	B. Tate	41	C. Schmidt	5
vs. Oak. (10/1)	J. Richard	2	J. Richards	8	C. Patterson	2	C. Paterson	70	M. King	6
vs. NYG (10/15)	E. Eagan	1	E. Eagan	1	-	-	-	-	B. Wing	6
at LAC (10/22)	T. Benjamin	3	T. Benjamin	88	-	-	-	-	D. Kaser	8
at K.C. (10/30)	T. Hill	1	T. Hill	0	A. Hunt	2	A. Hunt	47	D. Colquitt	5
at Phi. (11/5)	K. Barner	5	K. Barner	22	K Barner	2	K. Barner	33	D. Jones	2
vs. N.E. (11/12)	D. Amendola	1	D. Amendola	0	D. Lewis	1	D. Lewis	103	R. Allen	1
vs. Cin. (11/19)	A. Erickson	1	A. Erickson	4	-	-	-	-	K. Huber	7
at Oak. (11/26)	J. Richard	4	J. Richard	25	C. Patterson	1	C. Patterson	5	M. King	5
at Mia. (12/3)	J. Grant	4	J. Grant	61	J. Grant	2	J. Grant	37	M. Hack	9
vs. NYJ (12/10)	J. Natson	1	J. Natson	-1	J. Natson	1	J. Natson	27	L. Edwards	8
at Ind. (12/14)	-	-	-	-	-	-	-	-	R. Sanchez	4
at Was. (12/24)	J. Crowder	1	J. Crowder	3	N. Paul	2	N. Paul	29	T. Way	5
vs. K.C. (12/31)										
AVERAGE		1.9		16.5		1.0		26.1		5.4

BRONCOS 2017 GAME-BY-GAME TACKLE CHART

	vs. LAC (9/11)	vs. Dal. (9/17)	at Buf. (9/24)	vs. Oak. (10/1)	vs. NYG (10/15)	at LAC (10/22)	at K.C. (10/30)	at Phi. (11/5)	vs. N.E. (11/12)	vs. Cin. (11/19)	at Oak. (11/26)	at Mia. (12/3)	vs. NYJ (12/10)	at Ind. (12/14)	at Was. (12/24)	vs. K.C. (12/31)	TOTAL
Brandon Marshall	8	7	10	6	4	7	8	6	10	3	7	7	7	2	9		101
Todd Davis	3		10	3	9	10			6	5	8	8	5	3	8		78
Justin Simmons	6	6	5	1	11	2		2	10	5	5	5					63
Darian Stewart	6	3	7	7	6	1	2		6	1	6	5	1	4	6		61
Von Miller	4	2	6	2	1	5	3	8	1	2	6	6	4	3	4		57
Will Parks	1	4	1	5		5	2	3	2	3	3	3	5	7	2		46
Bradley Roby	5	2	4	2	2	3	2	5	2	1	3	4	1	1	3		40
Adam Gotsis	5	4	3	1	2	2	1	3	4	2		3	3	6			39
Chris Harris Jr.	1	6	3	5	2	3	2	2	5	1	3	2	1	2	1		39
Domata Peko Sr.	2	1	3	1	7	4	2	2	1	6	6			1	2		38
Shaquil Barrett	1	7	2	2	4	1	2	2	3	1	2	1			5		33
Shelby Harris	2	1	2	1	3	2	3	3	2	1	3	4	2	2	1		32
Derek Wolfe	2	2	3	3	2	3	2	4	4	5	1						31
Aqib Talib	1	1	2	4		2	3	2		4			1	5	5		30
Zach Kerr			1														19
Zaire Anderson						4	3	5	3		5	3	1	3	3		16
Shane Ray							3	1	4	2	2	1	1	2			16
Jamal Carter													1	3	2		6
Kyle Peko												2	2		1		5
DeMarcus Walker					1	1						1	1				4
Corey Nelson	1	1			2												4
Dymonte Thomas															2		2
Kasim Edebali		1															1
Tyrique Jarrett	1																1
Deiontrez Mount															1		1
Brendan Langley											1						1
Jordan Taylor				1													1
TOTALS	49	48	62	44	56	55	43	48	63	42	62	55	39	44	55	0	765

BRONCOS 2017 GAME-BY-GAME SACK CHART

	vs. LAC (9/11)	vs. Dal. (9/17)	at Buf. (9/24)	vs. Oak. (10/1)	vs. NYG (10/15)	at LAC (10/22)	at K.C. (10/30)	at Phi. (11/5)	vs. N.E. (11/12)	vs. Cin. (11/19)	at Oak. (11/26)	at Mia. (12/3)	vs. NYJ (12/10)	at Ind. (12/14)	at Was. (12/24)	vs. K.C. (12/31)	TOTAL
Von Miller		2	1	1	1	2		1			0.5	0.5	1				10.0
Shelby Harris			1	1							0.5	1	1				4.5
Shaquil Barrett	1				1		1				1						4.0
Brandon Marshall			1					1					1				3.0
Derek Wolfe				1						1							2.0
Adam Gotsis					1								1				2.0
Todd Davis			1														1.0
Domata Peko Sr.						1											1.0
Justin Simmons									1								1.0
Shane Ray										1							1.0
Bradley Roby														1			1.0
Zach Kerr												0.5					0.5
TOTALS	1	2	4	3	3	3	1	2	1	2	2	2	4	1	0	0	29.5

BRONCOS 2017 GAME-BY-GAME INTERCEPTION CHART

	vs. LAC (9/11)	vs. Dal. (9/17)	at Buf. (9/24)	vs. Oak. (10/1)	vs. NYG (10/15)	at LAC (10/22)	at K.C. (10/30)	at Phi. (11/5)	vs. N.E. (11/12)	vs. Cin. (11/19)	at Oak. (11/26)	at Mia. (12/3)	vs. NYJ (12/10)	at Ind. (12/14)	at Was. (12/24)	vs. K.C. (12/31)	TOTAL
Chris Harris Jr.		1										1					2
Justin Simmons				1								1					2
Darian Stewart							1						1				2
Will Parks															1		1
Bradley Roby	1																1
Aqib Talib		1															1
TOTALS	1	2	0	1	0	0	1	0	0	0	0	2	1	0	1	0	9

2017 DENVER BRONCO MISCELLANEOUS STATISTICS (Won 5, Lost 10)



DRIVE ENGINEERING

Quarterback	Drives Started	Drives Ended By										Points Yielded	Pts./ Drive	Quarterback Drive Efficiency*		Directing Offense**			
		TD	FG	FGA	PNT DWN	TRN	SAF	CLK	RPL	Plays	Yards			Avg.	3 & Out				
B. OSWEILER	55	8	9	1	21	4	8	0	4	0	0	85	1.55	30.9%	35.3%	329	1630	5.0	15
T. SIEMIAN	118	17	14	7	44	6	20	1	9	0	160	1.36	26.3%	34.9%	637	3169	5.0	42	
P. LYNCH	9	0	0	0	7	0	1	0	1	0	0	0.00	0.0%	0.0%	32	62	1.9	5	
COLORADO	182	25	23	8	72	10	29	1	14	0	245	1.35	26.4%	33.3%	998	4861	4.9	62	
Opponents	182	36	22	3	83	13	15	0	10	(2)	316	1.74	31.9%	35.5%	870	4279	4.9	67	

(*—the second number is the percentage the quarterback has put his team in position to score, allowing for missed field goals and subtracting those drives ended by the clock and replaced due to injury. Quarterbacks who leave the game during a drive only get a replacement credit if team goes on to earn at least one first down. Blocked punts for safeties counted as drive ended by punt; **—does not include plays when not at helm or not truly setting a play in motion, i.e., aborted plays/muffed punts/kneeldowns/spiked balls: Siemian 7-for-[6], Osweiler 5-for-[6]; Opponents 17-for-[18]. (3 & outs includes all drives without first downs, minus FGs and clock.)

KICKOFF ANALYSIS

Kicker	No. Total	Opp. Ret.	FC	MF	NA	TB	EZ+	In20/25	TD	OB	OnS	SQB	FK	OSY-----		ASY-----		In Denver	
														All	Ret.	All	Ret.	O26	O30
B. McMANUS	60	15	1	0	0	44	27	4 / 9	0	0	(5)	(0)	1563	452	O26	O30	34 KO / 29 TB / 21 EZ+	0 KO / 0 TB / 0 EZ+	
R. DIXON	0	0	0	0	0	0	0	0 / 0	0	0	(0)	(0)	0	0					
Opponents	76	32	0	0	0	44	16	13 / 21	0	0	(1)	(1)	1841	741	D24	D23	30 KO / 18 TB / 10 EZ+		

(KEY: MF—muffed; EZ+—through or over end zone; OSY—Opponent Cumulative Starting Yardlines; ASY—Average Starting Yardline; Ret—averages using returned kicks only. Onside (OnS), short squibs (SQB) and free kicks (FK) omitted in figuring the above (return counts could be off); out-of-bounds (OB) are not. Yardlines determined from spot of penalties. Returns on inside kicks/squibs are omitted from the above.)

FIRST DOWN TENDENCIES

Team	Rushing			Passing			Overall			Times Gained					Miscellany			
	Plays	Yards	Avg.	Plays	Yards	Avg.	Plays	Yards	Avg.	20+	10+	5+	2-	0	Neg.	TD	QBS	TO
DENVER	217	767	3.5	208	1046	5.0	425	1813	4.27	19	66	150	209	102	45	6	17	7
Opponents	206	805	3.9	173	1140	6.6	379	1945	5.13	26	64	142	198	89	38	17	10	3

YARDS GAINED ANALYSIS

Team	1st Down			2nd Down			3rd Down			4th Down			Season			By Quarter					Plus Territory (50-in)---			
	Att	Yards	Avg.	Att	Yards	Avg.	Att	Yards	Avg.	Att	Yards	Avg.	Att	Yards	Avg.	1st	2nd	3rd	4th	OT	Att	Yards	Avg.	Pts
DENVER	425	1813	4.3	338	1703	5.0	229	1250	5.5	18	83	4.6	1010	4849	4.80	1363	1110	1143	1233		399	1783	4.5	221
Opponents	379	1945	5.1	290	1356	4.7	198	913	4.6	20	47	2.4	887	4261	4.80	730	1447	963	1121		368	1775	4.8	306

Drives In Opponent Territory (minus drives with 50+ scores or no plays): Denver 81/181 (44.8%, 22.0 ypd); Opponents 95/181 (52.5%, 18.7 ypd).

THIRD DOWN EFFICIENCY ANALYSIS

Team	3rd Down &										Second			Rush	Pass	Half/OT	Total	Pct.
	1	2	3	4	5	6	7	8	9	10	11-14	15-19	20+					
DENVER	12-14	11-18	10-16	8-15	10-27	11-24	7-16	5-16	5-12	7-25	3-25	0-14	0-7	28-51	61-178	46-111	89-229	38.9
Opponents	7-17	8-13	5-14	8-19	5-17	9-27	2-9	3-11	6-12	4-19	4-25	1-15	0-0	14-46	48-152	30-107	62-198	31.3

OVERTIME: N/A. AVERAGE YARDS TO GO: Denver 7.6 (229/1734); Opponents 7.2 (198/1420).

DENVER DEFENSE: 14 QB sacks (84 yards), 2 INT(1 TD), 3 FR(1 TD). OPPONENT DEFENSE: 15 QB sacks (131 yards), 4 INT (1 TD), 4 FR.

SECOND DOWN EFFICIENCY: Denver 88-338 (26.0; 1-4 yds: 34-56); Opponent 73-290 (25.2; 1-4 yds: 31-60)

TURNOVER ANALYSIS

DENVER's 31 turnovers have led to 135 Opponent points: 16 TD, 3 FG; 38.0% of Opponents' total points (355). BY QTR (31): 8 / 9 / 4 / 10 (0 OT)
 OPPONENTS' 15 turnovers have led to 44 Denver points: 6 TD, 1 FG; 16.6% of Denver's total points (265). BY QTR (15): 3 / 4 / 5 / 3 (0 OT)

AVERAGE STARTING FIELD POSITION

	Denver	Opponent
Drives Started	182	182
Cumulative Starting Yardlines	4858	6086
Average Field Position	D27	O33
Drives Started In Plus Territory	14	35
Scores/TD,FG	7/3,4	22/14,8
FGA/Punts/Downs	1/1/1	1/2/3
Turnovers/Clock/Ran Out Clock	3/1/0	5/0/2
Drives Started Inside Own 20/At Own 20	56 (46/10)	38 (31/7)
Points Scored (TD/FG)	49 (4/7)	37 (4/3)
Drives Started Inside Opponent 20 (Pts)	1 (0)	5 (29)

SCORING PERCENTAGE INSIDE-THE-20 (RED ZONE)

	Denver	Opponent
Times Penetrated Opponent 20	45	38
Total Scores	34	32
Touchdowns (Rush/Pass)	18 (7/11)	23 (5/18)
Field Goals-Attempts	16-21	9-10
Turnovers/Downs/Punts/Clock	2/2/0/2	3/2/0/0
Scores From The 20 & Outside/TD,FG	13/6.7	26/13.13
Total Red Zone Plays-Yards	118-250/2.1	94-305/3.2
Third Down Efficiency	10-33/30.3	8-20/40.0
Fourth Down Efficiency	1-3/33.3	0-2/0.0
Overall Scoring Percentage	75.6	84.2
TD Percentage	40.0	60.5
#—Ran Out Clock Not Trying To Score	0	0

(#—not included in total count or any stats above once choice is made.)

YARDS LOST DUE TO PENALTIES

	Denver	Opponent
Times Penalized After Offensive Gain/Score	23	16
Yards Lost Due To Penalties	275	152
Touchdowns Called Back	2	0
Field Goals Called Back	0	0
First Downs Lost	9	7

TIME SPENT IN THE LEAD

	Denver	Tied	Opponent	
15 Games (900:00 total time)	246:00	161:20	492:40	Denver has led in 10 games.
Percentage	27.3	17.9	54.8	Opponent has led in 11 games.

EXPANDED PUNTING

Player	Punts	Yards	Avg.	No. Ret.	Return Yards	Avg. Return	Long	Pct. Not Returned	Net Avg.	Own 25 & Inside					Plus Terr.		Adjusted 50 & Out						
										In 20/15/10/5	TB	FC	60+	50+	No.	Yds.	Avg.	No.	Yds.	Avg.			
R. DIXON	69	3174	46.00	28	261	9.3	65t	59.4	41.35	21 / 15 / 6 / 3	3	22	1	20	28	1273	45.5	5	196	(4)	64	2978	46.5
B. McMANUS	1	26	26.00	0	0	0.0	0	100.0	26.00	1 / 1 / 1 / 0	0	0	0	0	0	0	0.0	1	26	(1)	0	0	0.0

FIRST DOWNS EARNED

Player	Rush	Pass	Rec.	—	Total	(3/4)
T. SIEMIAN	8	112	0	—	120	(45)
B. OSWEILER	3	53	0	—	56	(26)
C. ANDERSON	43	0	7	—	50	(12)
D. THOMAS	0	0	48	—	48	(21)
E. SANDERS	0	0	30	—	30	(14)
M. BOOKER	10	0	12	—	22	(10)
J. CHARLES	16	0	6	—	22	(6)
C. LATIMER	0	0	15	—	15	(8)
B. FOWLER	0	0	14	—	14	(5)
A. DERBY	0	0	10	—	10	(2)
V. GREEN	0	0	7	—	7	(2)
A. TRAYLOR	0	0	6	—	6	(1)
J. HEURMAN	0	0	5	—	5	(1)
A. JANOVICH	3	0	2	—	5	(3)
J. TAYLOR	0	0	4	—	4	(1)
P. LYNCH	1	2	0	—	3	(2)
I. MCKENZIE	0	0	1	—	1	(0)

(3/4—first downs earned on third and fourth down plays.)

TRUE QUARTERBACK RUSHING

Player	Att.	Yds	Avg.	K-downs	Abort	Adjusted	Spiked	Pts	
T. SIEMIAN	31	127	4.1	6(-6)	1	24	133	5.5	0
B. OSWEILER	13	66	5.1	3(-6)	0	10	72	7.2	2
P. LYNCH	2	17	8.5	0(-0)	0	2	17	8.5	0

GOAL-TO-GO SITUATIONS

Team	Summary							GTG Plays				
	Total*	TD	FG	FGA	DWN	TO	CLK	Plays	TDs	Pct.	TD	Pct.
DENVER	21	11	5	2	1	1	1	56	11	19.6	52.4	
OPPONENTS	20	11	5	0	1	3	0	52	11	21.2	55.0	

(*—does not include purposely running out the clock: Denver 0, Opponent 0.)



Denver 24, L.A. Chargers 21

Monday, Sept. 11, 2017 • 8:20 p.m. MDT • Sports Authority Field at Mile High • Denver
WEATHER: Mostly Cloudy, 73°, Wind SW 12 mph • **TIME:** 2:54 • **ATTENDANCE:** 76,324

Vance Joseph became the 12th head coach in Denver Broncos history to win his regular-season debut after his team defeated the Los Angeles Chargers 24-21 in front of 76,324 fans at Sports Authority Field at Mile High.

The Broncos took a 24-7 lead into the fourth quarter and sustained a Chargers rally to hold on for the three-point win. A blocked field goal by defensive end Shelby Harris with five seconds remaining sealed the victory for the home team.

Denver quarterback Trevor Siemian completed 17-of-28 passes (60.7%) for 219 yards with two touchdowns and one interception (94.2 rtg.) while accounting for 19 more yards and a score on six rushes.

The Broncos' defense, which allowed just one sustained scoring drive on the night, yielded just 249 yards and held the Chargers to 3-of-12 (25.0%) on third downs.

Denver scored the initial points of the game on its second drive after Siemian found wide receiver Bennie Fowler III in the end zone for a 5-yard touchdown pass.

The Chargers answered on the next possession converting two of their three third downs during the game—including one on a 40-yard defensive pass interference penalty—as quarterback Phillip Rivers found running back Melvin Gordon for an 11-yard touchdown pass.

Siemian put the Broncos ahead again on a 1-yard touchdown run to give Denver a 14-7 lead at halftime.

Broncos cornerback Bradley Roby intercepted a pass from Rivers on the Chargers' first drive of the second half to set Denver up near midfield.

Siemian capped the ensuing possession with his second touchdown pass to Fowler III—a 6-yarder to make the score 21-7.

Denver's next drive spanned 14 plays and took more than a half quarter. Kicker Brandon McManus capitalized for the Broncos with a 20-yard field goal as time expired in the third quarter to put the home team ahead 24-7.

The Broncos stopped the Chargers on fourth down near midfield early in the fourth quarter and appeared poised to seal the game before a pair of turnovers halted their momentum.

Chargers safety Adrian Phillips intercepted a wide receiver screen pass from Siemian and cornerback Casey Hayward recovered a fumble from Broncos running back Jamaal Charles on back-to-back possessions. Eight plays and two touchdowns later, the visitors cut Denver's lead to 24-21.

After McManus missed a 50-yard field goal attempt, the Chargers had a chance to send the game into overtime with a field goal of their own. Rookie Younghoe Koo's 44-yard attempt was blocked by Harris to give Denver's win.

DENVER BRONCOS

OFFENSE		DEFENSE	
WR 88	D. Thomas	DE 95	D. Wolfe
LT 72	G. Bolles	NT 94	D. Peko Sr.
LG 76	M. Garcia	DE 96	S. Harris
C 61	M. Paradis	SLB 48	S. Barrett
RG 65	R. Leary	WLB 58	V. Miller
RT 75	M. Watson	ILB 54	B. Marshall
TE 85	V. Green	ILB 51	T. Davis
WR 10	E. Sanders	LCB 21	A. Talib
RB 22	C. Anderson	RCB 25	C. Harris Jr.
QB 13	T. Siemian	SS 31	J. Simmons
FB 32	A. Janovich	FS 26	D. Stewart

BRONCOS SUBSTITUTIONS: K 8 B.McManus, P 9 R.Dixon, WR 14 C.Latimer, WR 16 B.Fowler, S 20 J.Carter, CB 27 B.Langley, RB 28 J.Charles, CB 29 B.Roby, RB 33 D.Henderson, S 34 W.Parks, LS 42 C.Kreiter, ILB 50 Z.Anderson, ILB 52 C.Nelson, DE 57 D.Walker, G/C 60 C.McGovern, T 71 D.Stephenson, G 73 A.Barbre, TE 82 J.Heuerman, TE 83 A.Derby, WR 84 I.McKenzie, OLB 91 K.Edebali, DT 98 T.Jarrett, DE 99 A.Gotsis. **DID NOT PLAY:** QB 17 B.Osweller. **INACTIVE:** QB 12 P.Lynch, RB 23 D.Booker, CB 37 L.Doss, G 77 B.Turner, WR 87 J.Taylor, DE 92 Z.Kerr, DE 93 J.Crick.

LOS ANGELES CHARGERS

OFFENSE		DEFENSE	
WR 13	K. Allen	DE 99	J. Bosa
LT 76	R. Okung	NT 92	B. Mebane
LG 68	M. Slauson	DT 94	C. Liuget
C 73	S. Pulley	LEO 54	M. Ingram
RG 79	K. Wiggins	OTTO 51	K. Emanuel
RT 72	J. Barksdale	MIKE 56	K. Toomer
TE 85	A. Gates	WILL 57	J. Brown
WR 16	Ty. Williams	LCB 26	C. Hayward
QB 17	P. Rivers	SS 37	J. Addae
FB 34	D. Watt	FS 33	T. Boston
RB 28	M. Gordon	RCB 22	J. Verrett

CHARGERS SUBSTITUTIONS: QB 1 T.Knight, P 8 D.Kaser, K 9 Y.Koo, WR 11 G.Davis, WR-KR 12 T.Benjamin, CB 20 D.King, CB 24 Tr.Williams, S 25 R.Jenkins, RB 30 A.Ekeler, S 31 A.Phillips, RB 32 B.Oliver, DE 40 C.McCain, LS 47 M.Windt, OLB 49 J.Onwualu, LB 50 H.Pullard, OLB 58 N.Harris, G 66 D.Feeney, NT 71 D.Square, G-T 75 C.Hairston, G 78 M.Schofield, TE 80 S.Culkin, TE 86 H.Henry, DE 93 D.Philon, DE 98 I.Rochell. **DID NOT PLAY:** QB 10 K.Clemens. **INACTIVE:** QB 7 C.Jones, WR 15 D.Inman, S 23 D.McCoil, T 69 S.Tevi, WR 81 M.Williams, TE 84 S.McGrath, DE 97 J.Attaochu.

OFFICIALS:

Referee — Terry McAulay (77); **Umpire** — Steven Woods (54); **Head Linesman** — Jerry Bergman (91); **Line Judge** — Carl Johnson (101); **Side Judge** — Jonah Monroe (120); **Field Judge** — Michael Banks (72); **Back Judge** — Rich Martinez (39); **Replay** — Earnie Frantz

		1	2	3	4	OT	TOTAL	FIELD GOALS (made () & missed)
VISITOR	Los Angeles Chargers	0	7	0	14	0	21	Y. Koo 44
HOME	Denver Broncos	7	7	10	7	0	24	B. McManus (20) 50

Team	Qtr	Clock Time	PLAY DESCRIPTION (Extra Point) (Drive Info)	SCORE	
				Visitor	Home
BRONCOS	1	4:50	B.Fowler 5 yd. pass from T.Siemian (B.McManus kick) (13-70, 6:05)	0	7
CHARGERS	2	14:55	M.Gordon 11 yd. pass from P.Rivers (Y.Koo kick) (9-75, 4:55)	7	7
BRONCOS	2	5:27	T.Siemian 1 yd. run (B.McManus kick) (9-56, 4:38)	7	14
BRONCOS	3	10:27	B.Fowler 6 yd. pass from T.Siemian (B.McManus kick) (6-43, 3:00)	7	21
BRONCOS	3	0:00	B.McManus 20 yd. Field Goal (14-78, 8:16)	7	24
CHARGERS	4	8:10	K.Allen 5 yd. pass from P.Rivers (Y.Koo kick) (6-43, 2:27)	14	24
CHARGERS	4	7:00	T.Benjamin 38 yd. pass from P.Rivers (Y.Koo kick) (1-38, 0:07)	21	24



Denver 42, Dallas 17

Sunday, Sept. 17, 2017 • 2:25 p.m. MDT • Sports Authority Field at Mile High • Denver

WEATHER: Partly Cloudy, 72°, Wind SW 5 mph • TIME: 4:15 • ATTENDANCE: 76,919

The Denver Broncos improved to 2-0 and extended their win streak over the Dallas Cowboys to six games after earning a 42-17 victory in front of 76,919 fans at Sports Authority Field at Mile High.

The Broncos' offense accounted for 35 points through a balanced attack. Defensively, Denver contained the Cowboys' rushers to 40 yards, including just eight yards on nine carries by the NFL's reigning rushing leader Ezekiel Elliott.

Broncos quarterback Trevor Siemian completed 22-of-32 passes (68.8%) for 231 yards and tied a career high with four touchdown passes. Running back C.J. Anderson recorded his sixth career 100-yard rushing performance, totaling 118 yards on 25 carries (4.7 avg.) with one touchdown while adding a receiving score.

Denver forced a Dallas three-and-out on the first possession of the game and the Broncos' offense responded by driving 78 yards on eight plays, capped by a 10-yard touchdown pass from Siemian to wide receiver Emmanuel Sanders.

Shortly after kicker Brandon McManus missed a 49-yard field goal for Denver, the game was suspended for just over an hour due to inclement weather.

Following the delay, the Cowboys strip-sacked Siemian on third down deep in Denver territory and took over on the Broncos' 3-yard line.

Dallas quarterback Dak Prescott found wide receiver Dez Bryant in the end zone to tie the game up at 7-7.

On the ensuing drive, McManus connected on a 50-yard attempt but a Cowboys penalty gave the Broncos first down on Dallas' 17-yard line. Siemian found Anderson for a 16-yard touchdown pass to put Denver up 14-7.

After a turnover on downs by Dallas, Siemian threw his second touchdown pass to Sanders—from six yards out—to give Denver a 21-7 lead.

Dallas kicker Dan Bailey booted a 56-yard field goal for Dallas to make the score 21-10 at the half.

Denver took charge of the game with a pair of touchdowns in the third quarter to go up 35-10.

The first drive took 15 plays and nearly a half quarter before a 2-yard touchdown pass from Siemian to tight end Virgil Green. The second took just two plays—capped by a 23-yard scoring run from Anderson—following an interception by cornerback Chris Harris Jr.

The Cowboys cut the lead to 35-17 on a 28-yard touchdown pass from Prescott to tight end Jason Witten early in the fourth quarter, but linebacker Von Miller (2 sacks) and the Denver defense didn't allow Dallas to get any closer.

The Broncos put an exclamation on the win with a 103-yard interception return by cornerback Aqib Talib with less than one minute remaining to give the home team the 42-17 win.

OFFICIALS:

Referee — Brad Allen (122); **Umpire** — Fred Bryan (11); **Head Linesman** — Jim Mello (48); **Line Judge** — Brian Bolinger (40); **Side Judge** — Jabir Walker (26); **Field Judge** — Tom Hill (97); **Back Judge** — Shawn Hochuli (83); **Replay** — Jim Lapetina

DENVER BRONCOS

OFFENSE		DEFENSE	
WR 88	D. Thomas	DE 95	D. Wolfe
LT 72	G. Bolles	NT 94	D. Peko Sr.
LG 76	M. Garcia	DE 99	A. Gotsis
C 61	M. Paradis	SLB 48	S. Barrett
RG 65	R. Leary	WLB 58	V. Miller
RT 75	M. Watson	ILB 54	B. Marshall
TE 85	V. Green	ILB 51	T. Davis
WR 10	E. Sanders	LCB 21	A. Talib
RB 22	C. Anderson	RCB 25	C. Harris Jr.
QB 13	T. Siemian	CB 29	B. Roby
WR 16	B. Fowler	SS 31	J. Simmons

BRONCOS SUBSTITUTIONS: K 8 B.McManus, P 9 R.Dixon, WR 14 C.Latimer, S 20 J.Carter, S 26 D.Stewart, RB 28 J.Charles, FB 32 A.Janovich, RB 33 D.Henderson, S 34 W.Parks, CB 37 L.Doss, LS 42 C.Kreiter, ILB 50 Z.Anderson, ILB 52 C.Nelson, DE 57 D.Walker, G/C 60 C.McGovern, T 71 D.Stephenson, G 73 A.Barbre, TE 82 J.Heuerman, TE 83 A.Derby, WR 84 I.McKenzie, DT 90 K.Peko, OLB 91 K.Edeball, DE 96 S.Harris. **DID NOT PLAY:** QB 17 B.Osweiler. **INACTIVE:** QB 12 P.Lynch, RB 23 D.Booker, CB 27 B.Langley, G 77 B.Turner, NT 78 A.Rubin, WR 87 J.Taylor, DE 92 Z.Kerr.

DALLAS COWBOYS

OFFENSE		DEFENSE	
WR 88	D. Bryant	DT 96	M. Collins
LT 77	T. Smith	DT 55	S. Paea
LG 79	C. Green	DE 90	D. Lawrence
C 72	T. Frederick	DE 93	B. Mayowa
RG 70	Z. Martin	MLB 54	J. Smith
RT 71	L. Collins	WLB 50	S. Lee
TE 82	J. Witten	CB 24	N. Carroll
WR 11	C. Beasley	CB 30	A. Brown
WR 83	T. Williams	CB 33	C. Awuzie
QB 4	D. Prescott	SS 38	J. Heath
RB 21	E. Elliot	FS 31	B. Jones

COWBOYS SUBSTITUTIONS: K 5 D.Bailey, P 6 C.Jones, WR 10 R.Switzer, WR 19 B.Butler, S 25 X.Woods, CB 27 J.Lewis, S 35 K.Frazier, FB 41 K.Smith, RB 45 R.Smith, LB 51 K.Wilber, OLB 52 J.Durant, LB 57 D.Wilson, C 73 J.Looney, T 75 B.Bell, TE 84 J.Hanna, WR 85 N.Brown, TE 87 G.Swain, LS 91 L.Ladouceur, DT 92 B.Price, DE 97 T.Charlton, DL 98 T.Crawford, DE 99 C.Tapper. **DID NOT PLAY:** QB 17 K.Moore, RB 46 A.Morris. **INACTIVE:** QB 7 C.Rush, RB 20 D.McFadden, CB 23 B.Benwikere, CB 32 O.Scandrick, LB 56 J.Elliott, LB 59 A.Hitchens, G 64 J.Cooper.

		1	2	3	4	OT	TOTAL	FIELD GOALS (made () & missed)
VISITOR	Dallas Cowboys	0	10	0	7	0	17	D. Bailey (56)
HOME	Denver Broncos	7	14	14	7	0	42	B. McManus 49W/R

Team	Qtr	Clock Time	PLAY DESCRIPTION (Extra Point) (Drive Info)	SCORE	
				Visitor	Home
BRONCOS	1	9:25	E.Sanders 10 yd. pass from T.Siemian (B.McManus kick) (8-78, 3:45)	0	7
COWBOYS	2	12:39	D.Bryant 3 yd. pass from D.Prescott (D.Bailey kick) (2-3, 0:46)	7	7
BRONCOS	2	5:54	C.Anderson 16 yd. pass from T.Siemian (B.McManus kick) (14-81, 6:45)	7	14
BRONCOS	2	1:38	E.Sanders 6 yd. pass from T.Siemian (B.McManus kick) (8-51, 2:42)	7	21
COWBOYS	2	0:02	D.Bailey 56 yd. Field Goal (8-37, 1:36)	10	21
BRONCOS	3	7:56	V.Green 2 yd. pass from T.Siemian (B.McManus kick) (15-75, 7:04)	10	28
BRONCOS	3	6:14	C.Anderson 23 yd. run (B.McManus kick) (2-23, 0:14)	10	35
COWBOYS	4	14:24	J.Witten 28 yd. pass from D.Prescott (D.Bailey kick) (6-39, 2:35)	17	35
BRONCOS	4	0:53	A.Talib 103 yd. interception return (B.McManus kick)	17	42

FINAL INDIVIDUAL STATISTICS

Dallas Cowboys												Denver Broncos									
RUSHING	ATT	YDS	AVG	LG	TD	RUSHING	ATT	YDS	AVG	LG	TD										
D. Prescott	3	24	8.0	11	0	C. Anderson	20	81	4.1	18	0										
E. Elliot	9	8	0.9	5	0	J. Charles	10	40	4.0	12	0										
R. Smith	2	8	4.0	8	0	T. Siemian	6	19	3.2	8	1										
TOTAL	14	40	2.9	11	0	TOTAL	36	140	3.9	18	1										
PASSING	ATT	CMP	YDS	TKD/ YD	TD	LG	IN	Rtg.	PASSING	ATT	CMP	YDS	TKD/ YD	TD	LG	IN	Rtg.				
D. Prescott	50	30	238	2/10	2	28	2	68.6	T. Siemian	32	22	231	2/29	4	27	1	116.0				
TOTAL	50	30	238	2/10	2	28	2	68.6	TOTAL	32	22	231	2/29	4	27	1	116.0				
PASS RECEIVING	NO	YDS	AVG	LG	TD	PASS RECEIVING	NO	YDS	AVG	LG	TD										
J. Witten	10	97	9.7	28	1	D. Thomas	6	71	11.8	27	0										
D. Bryant	7	59	8.4	15	1	E. Sanders	6	62	10.3	25	2										
C. Beasley	4	33	8.3	10	0	C. Anderson	3	36	12.0	16	1										
T. Williams	4	17	4.3	6	0	C. Latimer	2	22	11.0	13	0										
E. Elliot	4	14	3.5	9	0	V. Green	2	11	5.5	9	1										
B. Butler	1	18	18.0	18	0	J. Heuerman	1	15	15.0	15	0										
						B. Fowler	1	8	8.0	8	0										
						J. Charles	1	6	6.0	6	0										
TOTAL	30	238	7.9	28	2	TOTAL	22	231	10.5	27	4										
INTERCEPTIONS	NO	YDS	AVG	LG	TD	INTERCEPTIONS	NO	YDS	AVG	LG	TD										
C. Jones	1	25	25.0	25	0	A. Talib	1	103	103.0	103	1										
						C. Harris	1	23	23.0	23	0										
TOTAL	1	25	25.0	25	0	TOTAL	2	126	63.0	103	1										
PUNTING	NO	YDS	AVG	NET	TB	IN20	LG	PUNTING	NO	YDS	AVG	NET	TB	IN20	LG						
C. Jones	5	249	49.8	41.8	1	2	62	R. Dixon	3	129	43.0	36.7	0	1	48						
TOTAL	5	249	49.8	41.8	1	2	62	TOTAL	3	129	43.0	36.7	0	1	48						
PUNT RETURNS	NO	YDS	AVG	FC	LG	TD	PUNT RETURNS	NO	YDS	AVG	FC	LG	TD								
R. Switzer	1	19	19.0	0	19	0	I. McKenzie	2	20	10.0	0	20	0								
RETURNS	1	19	19.0	0	19	0	RETURNS	2	20	10.0	0	20	0								
KICKOFF RETURNS	NO	YDS	AVG	FC	LG	TD	KICKOFF RETURNS	NO	YDS	AVG	FC	LG	TD								
							C. Latimer	1	25	25.0	0	25	0								
RETURNS	0	0	0.0	0	0	0	RETURNS	1	25	25.0	0	25	0								
Dallas Cowboys	Own	Opp.	Out	Dallas Cowboys	Own	Opp.	Out														
FUMBLES	Fum	Lost	Rec.	Yds	TD	FF	Rec.	Yds	TD	Bnds	FUMBLES	Fum	Lost	Rec.	Yds	TD	FF	Rec.	Yds	TD	Bnds
J. Heath	0	0	0	0	0	1	0	0	0	0	C. Latimer	1	0	1	0	0	0	0	0	0	0
D. Lawrence	0	0	0	0	0	1	0	0	0	0	T. Siemian	1	1	0	0	0	0	0	0	0	0
M. Collins	0	0	0	0	0	0	1	6	0	0											
TOTAL	0	0	0	0	0	2	1	6	0	0	TOTAL	2	1	1	0	0	0	0	0	0	0

FINAL TEAM STATISTICS

COWBOYS												BRONCOS					
TOTAL FIRST DOWNS	16						26										
By Rushing	1						11										
By Passing	12						12										
By Penalty	3						3										
THIRD DOWN EFFICIENCY	3-14-21%						9-15-60%										
FOURTH DOWN EFFICIENCY	2-5-40%						0-0-0%										
TOTAL NET YARDS	268						380										
Total Offensive Plays (inc. times thrown passing)	66						73										
Average gain per offensive play	4.1						5.2										
NET YARDS RUSHING	40						178										
Total Rushing Plays	14						39										
Average gain per rushing play	2.9						4.6										
Tackles for a loss-number and yards	1-5						3-6										
NET YARDS PASSING	228						202										
Times thrown - yards lost attempting to pass	2-10						2-29										
Gross yards passing	238						231										
PASS ATTEMPTS-COMPLETIONS-HAD INTERCEPTED	50-30-2						32-22-1										
Avg gain per pass play (inc.# thrown passing)	4.4						5.9										
KICKOFFS Number-In End Zone-Touchbacks	4-4-3						7-7-7										
PUNTS Number and Average	5-49.8						3-43.0										
Had Blocked	0						0										
FGs - PATs Had Blocked	0-0						0-0										
Net Punting Average	41.8						36.7										
TOTAL RETURN YARDAGE (Not Including Kickoffs)	44						146										
No. and Yards Punt Returns	1-19						2-20										
No. and Yards Kickoff Returns	0-0						1-25										
No. and Yards Interception Returns	1-25						2-126										
PENALTIES Number and Yards	8-69						8-61										
FUMBLES Number and Lost	0-0						2-1										
TOUCHDOWNS	2						6										
Rushing	0						1										
Passing	2						4										
Interceptions	0						1										
EXTRA POINTS Made-Attempts	2-2						6-6										
Kicking Made-Attempts	2-2						6-6										
FIELD GOALS Made-Attempts	1-1						0-1										
RED ZONE EFFICIENCY	1-3-33%						4-4-100%										
GOAL TO GO EFFICIENCY	1-2-50%						3-3-100%										
SAFETIES	0						0										
FINAL SCORE	17						42										
TIME OF POSSESSION	26:10						33:50										

BRONCOS DEFENSIVE STATISTICS

(Press Box Totals)																	
PLAYER	UT	A	TT	S-YDS	I-YDS	PD	FF	FR	PLAYER	UT	A	TT	S-YDS	I-YDS	PD	FF	FR
B. Marshall	6	1	7	0-0	0-0	0	0	0	B. Roby	2	0	2	0-0	0-0	1	0	0
S. Barrett	4	3	7	0-0	0-0	0	0	0	D. Wolfe	1	1	2	0-0	0-0	0	0	0
C. Harris Jr.	6	0	6	0-0	1-23	2	0	0	A. Talib	1	0	1	0-0	1-103	3	0	0
J. Simmons	4	2	6	0-0	0-0	0	0	0	D. Peko Sr.	1	0	1	0-0	0-0	0	0	0
W. Parks	4	0	4	0-0	0-0	0	0	0	C. Nelson	1	0	1	0-0	0-0	0	0	0
A. Gotsis	2	2	4	0-0	0-0	0	0	0	S. Harris	0	1	1	0-0	0-0	0	0	0
D. Stewart	3	0	3	0-0	0-0	0	0	0	K. Edebali	0	1	1	0-0	0-0	0	0	0
V. Miller	2	0	2	2-10	0-0	1	0	0	TEAM TOTALS	37	11	48	2-10	2-126	7	0	0



Buffalo 26, Denver 16

Sunday, Sept. 24, 2017 • 1 p.m. EDT • New Era Field • Orchard Park, N.Y.

WEATHER: Sunny, 83°, Wind W 5 mph • **TIME:** 3:03 • **ATTENDANCE:** 68,865

The Denver Broncos suffered their first loss of the season, falling 26-16 to the Buffalo Bills in their initial road test of the year.

A pair of turnovers combined with their inefficiency in the red zone (1-of-3) prevented the Broncos from starting 3-0 for the third consecutive season.

Buffalo, which outscored Denver 13-3 in the second half, was paced by kicker Steven Hauschka's four field goals, including two conversions from 50-plus yards.

The Broncos' defense contained the Bills' rushers to just 75 yards and posted four sacks, but quarterback Tyrod Taylor had an efficient outing, completing 20-of-26 passes (77.0%) for 213 yards with two touchdowns.

The Broncos got on the scoreboard first on their third drive of the afternoon, taking a 3-0 lead following a 38-yard field goal from kicker Brandon McManus.

Buffalo got a break on its next drive as Taylor's third-down pass into the end zone deflected off wide receiver Zay Jones and landed in the arms of wide receiver Andre Holmes, making the score 7-3.

Denver mounted its longest drive of the game on the next possession, covering 79 yards in just three plays. Running back Jamaal Charles finished the sequence with a 12-yard scoring run—his first touchdown with the Broncos—to give Denver a 10-7 lead.

McManus' 35-yard field goal with 42 seconds remaining in the half put the Broncos back on top, but Hauschka nailed a 55-yarder for the Bills with one second remaining to knot the game up at 13-13 entering the half.

Denver took its fourth and final lead of the game after McManus converted a 28-yard field goal on the Broncos' first possession of the second half.

On Buffalo's ensuing drive, Taylor threw a 6-yard touchdown to tight end Charles Clay to reclaim the lead for the Bills, 20-16. The scoring drive took just four plays and 1:27 as Taylor completed all three of his passes.

A failed fake punt attempt by Denver late in the third quarter gave Buffalo good field position but the Broncos' defense responded by moving the Bills out of field goal range and forcing a punt.

Siemian threw the second of his two interceptions on Denver's next possession, ending a promising drive that was deep inside Bills' territory.

Buffalo capitalized off the takeaway by opening a 26-16 lead with Hauschka's 27-yard field goal. The drive—assisted by a 15-yard unsportsmanlike conduct penalty on linebacker Von Miller—took 7:30 and covered 16 plays.

Denver's comeback effort ended with a turnover on downs inside Bills territory with less than two minutes remaining.

OFFICIALS:

Referee — Carl Cheffers (51); **Umpire** — Clay Martin (19); **Head Linesman** — Thomas Symonette (100); **Line Judge** — Kent Payne (79); **Side Judge** — Brad Freeman (88); **Field Judge** — Mearl Robinson (31); **Back Judge** — Jim Quirk (5); **Replay** — Charles Stewart

DENVER BRONCOS

OFFENSE		DEFENSE	
WR 88	D. Thomas	DE 95	D. Wolfe
LT 72	G. Bolles	NT 94	D. Peko Sr.
LG 76	M. Garcia	DE 99	A. Gotsis
C 61	M. Paradis	SLB 48	S. Barrett
RG 65	R. Leary	WLB 58	V. Miller
RT 75	M. Watson	ILB 51	T. Davis
TE 85	V. Green	ILB 54	B. Marshall
WR 10	E. Sanders	LCB 21	A. Talib
QB 13	T. Siemian	RCB 25	C. Harris Jr.
RB 22	C. Anderson	FS 26	D. Stewart
TE 83	A. Derby	SS 31	J. Simmons

BRONCOS SUBSTITUTIONS: K 8 B.McManus, P 9 R.Dixon, WR 14 C.Latimer, WR 16 B.Fowler, S 20 J.Carter, RB 28 J.Charles, CB 29 B.Roby, FB 32 A.Janovich, RB 33 D.Henderson, S 34W.Parks, CB 37 L.Doss, LS 42 C.Kreiter, ILB 50 Z.Anderson, ILB 52 C.Nelson, DE 57 D.Walker, G/C 60 C.McGovern, G 73 A.Barbre, TE 82 J.Heuerman, WR 84 L.McKenzie, OLB 91 K.Edebali, DE 92 Z.Kerr, DE 96 S.Harris. **DID NOT PLAY:** QB 17 B.Osweiler, T 71 D. Stephenson. **INACTIVE:** QB 12 P.Lynch, RB 23 D.Booker, CB 27 B.Langley, G 77 B.Turner, NT 78 A.Rubin, WR 87 J.Taylor, DT 90 K.Peko.

BUFFALO BILLS

OFFENSE		DEFENSE	
WR 87	J. Matthews	LDE 90	S. Lawson
LT 73	D. Dawkins	LDT 95	K. Williams
LG 64	R. Incognito	RDT 91	C. Thornton
C 70	E. Wood	RDE 55	J. Hughes
RG 76	J. Miller	SLB 57	L. Alexander
RT 79	J. Mills	MLB 52	P. Brown
TE 85	C. Clay	WLB 50	R. Humber
WR 11	Z. Jones	LCB 27	T. White
QB 5	T. Taylor	RCB 28	E. Gaines
RB 25	L. McCoy	SS 23	M. Hyde
FB 42	P. DiMarco	FS 21	J. Poyer

BILLS SUBSTITUTIONS: K 4 S.Hauschka, P 6 C.Schmidt, WR 13 K.Clay, QB 14 J.Webb, WR 15 B.Tate, WR 18 A.Holmes, DB 20 S.Wright, DB 24 L.Johnson, RB 26 T.Jones, DB 29 R. Blanton, DB 33 C.Anderson, FB 35 M.Tolbert, LB 40 T.Vallejo, LB 44 D.Lacey, LB 54 E.Yarbrough, DE 56 R.Davis, LB 58 M.Milano, T 68 C.McDermott, LS 69 R.Ferguson, G 72 R.Groy, TE 82 L.Thomas, TE 84 N.O'Leary, DT 92 A.Washington. **DID NOT PLAY:** QB 2 N.Peterman. **INACTIVE:** RB 22 J.Banyard, G 62 V.Ducasse, T 77 C.Glenn, TE 88 K.Lee, DE 94 J.Worthy, DT 98 D.Coleman, DT 99 M.Dareus.

		1	2	3	4	OT	TOTAL	FIELD GOALS (made () & missed)
VISITOR	Denver Broncos	3	10	3	0	0	16	B. McManus (38) (35) (28)
HOME	Buffalo Bills	0	13	7	6	0	26	S. Hauschka (49) (55) (53) (27)

Team	Qtr	Clock Time	PLAY DESCRIPTION (Extra Point) (Drive Info)	SCORE	
				Visitor	Home
BRONCOS	1	0:49	B.McManus 38 yd. Field Goal (12-53, 5:03)	3	0
BILLS	2	11:41	A.Holmes 2 yd. pass from T.Taylor (S.Hauschka kick) (10-74, 4:08)	3	7
BRONCOS	2	10:26	J.Charles 12 yd. run (B.McManus kick) (3-79, 1:15)	10	7
BILLS	2	2:51	S.Hauschka 49 yd. Field Goal (5-1, 1:55)	10	10
BRONCOS	2	0:42	B.McManus 35 yd. Field Goal (9-58, 2:09)	13	10
BILLS	2	0:01	S.Hauschka 55 yd. Field Goal (5-38, 0:41)	13	13
BRONCOS	3	7:47	B.McManus 28 yd. Field Goal (10-49, 4:58)	16	13
BILLS	3	6:20	C.Clay 6 yd. pass from T.Taylor (S.Hauschka kick) (4-69, 1:27)	16	20
BILLS	4	13:52	S.Hauschka 53 yd. Field Goal (4-3, 1:37)	16	23
BILLS	4	3:14	S.Hauschka 27 yd. Field Goal (16-53, 7:30)	16	26

FINAL INDIVIDUAL STATISTICS

Buffalo Bills						Denver Broncos												
RUSHING	ATT	YDS	AVG	LG	TD	RUSHING	ATT	YDS	AVG	LG	TD							
M. Tolbert	11	41	3.7	10	0	J. Charles	9	56	6.2	19	1							
L. McCoy	14	21	1.5	7	0	C. Anderson	8	36	4.5	32	0							
T. Taylor	8	13	1.6	7	0	T. Siemian	3	12	4.0	7	0							
						I. McKenzie	1	4	4.0	4	0							
						A. Janovich	1	2	2.0	2	0							
						D. Henderson	1	1	1.0	1	0							
TOTAL	33	75	2.3	10	0	TOTAL	23	111	4.8	32	1							
PASSING	ATT	CMP	YDS	YD	TD	LG	IN	Rtg.	PASSING	ATT	CMP	YDS	YD	TD	LG	IN	Rtg.	
T. Taylor	26	20	213	4/16	0	31	2	126.0	T. Siemian	40	24	259	3/4	0	29	2	58.2	
TOTAL	26	20	213	4/16	0	31	2	126.0	TOTAL	40	24	259	3/4	0	29	2	58.2	
PASS RECEIVING	NO	YDS	AVG	LG	TD	PASS RECEIVING	NO	YDS	AVG	LG	TD							
L. McCoy	7	48	6.9	15	0	E. Sanders	7	75	10.7	29	0							
C. Clay	6	39	6.5	10	1	D. Thomas	6	98	16.3	29	0							
J. Matthews	3	61	20.3	28	0	B. Fowler	4	55	13.8	20	0							
A. Holmes	2	6	3.0	4	1	V. Green	3	18	6.0	14	0							
N. O'Leary	1	31	31.0	31	0	C. Anderson	2	7	3.5	5	0							
K. Clay	1	28	28.0	28	0	A. Derby	1	5	5.0	5	0							
						J. Charles	1	1	1.0	1	0							
TOTAL	20	213	10.7	31	2	TOTAL	24	259	10.8	29	0							
INTERCEPTIONS	NO	YDS	AVG	LG	TD	INTERCEPTIONS	NO	YDS	AVG	LG	TD							
T. White	1	14	14.0	14	0													
A. Gaines	1	1	1.0	1	0													
TOTAL	1	15	7.5	15	0	TOTAL	0	0	0.0	—	0							
PUNTING	NO	YDS	AVG	NET	TB	IN20	LG	PUNTING	NO	YDS	AVG	NET	TB	IN20	LG			
C. Schmidt	5	226	45.2	38.8	1	2	58	R. Dixon	3	125	41.7	28.3	1	0	45			
TOTAL	5	226	45.2	41.8	1	2	58	TOTAL	3	125	41.7	28.3	1	0	45			
PUNT RETURNS	NO	YDS	AVG	FC	LG	TD	PUNT RETURNS	NO	YDS	AVG	FC	LG	TD					
B. Tate	2	20	10.0	0	17	0	I. McKenzie	1	16	16.0	3	16	0					
RETURNS	2	20	10.0	0	17	0	RETURNS	1	16	16.0	3	16	0					
KICKOFF RETURNS	NO	YDS	AVG	FC	LG	TD	KICKOFF RETURNS	NO	YDS	AVG	FC	LG	TD					
B. Tate	2	41	20.5	0	23	0	C. Latimer	3	81	27.0	0	36	0					
M. Tolbert	0	0	0.0	1	0	0												
RETURNS	2	41	20.5	1	23	0	RETURNS	3	81	27.0	0	36	0					
Buffalo Bills	Own					Opp.					Out							
FUMBLES	Fum	Lost	Rec.	Yds	TD	FF	Rec.	Yds	TD	Bnds	FUMBLES	Fum	Lost	Rec.	Yds	TD	Bnds	
TOTAL	0	0	0	0	0	2	1	6	0	0	TOTAL	2	1	1	0	0	0	0

FINAL TEAM STATISTICS

BILLS				BRONCOS				BILLS				BRONCOS							
TOTAL FIRST DOWNS								16	21	FGs - PATs Had Blocked								0-0	0-0
By Rushing								4	7	Net Punting Average								38.0	28.3
By Passing								11	10	TOTAL RETURN YARDAGE (Not Including Kickoffs)								35	16
By Penalty								1	4	No. and Yards Punt Returns								2-20	1-16
THIRD DOWN EFFICIENCY				6-16-38%	6-14-43%				No. and Yards Kickoff Returns								2-41	3-81	
FOURTH DOWN EFFICIENCY				0-0-0%	0-2-0%				No. and Yards Interception Returns								2-15	0-0	
TOTAL NET YARDS								272	366	PENALTIES Number and Yards								8-69	10-79
Total Offensive Plays (inc. times thrown passing)								63	66	FUMBLES Number and Lost								0-0	0-0
Average gain per offensive play								4.3	5.5	TOUCHDOWNS								2	1
NET YARDS RUSHING								75	111	Rushing								1	0
Total Rushing Plays								33	23	Passing								2	4
Average gain per rushing play								2.3	4.8	Interceptions								0	2
Tackles for a loss-number and yards								3-10	1-3	EXTRA POINTS Made-Attempts								2-2	1-1
NET YARDS PASSING								197	255	Kicking Made-Attempts								2-2	1-1
Times thrown - yards lost attempting to pass								4-16	3-4	FIELD GOALS Made-Attempts								4-4	3-3
Gross yards passing								213	259	RED ZONE EFFICIENCY								2-3-67%	1-3-33%
PASS ATTEMPTS-COMPLETIONS-HAD INTERCEPTED				26-20-0	40-24-2				GOAL TO GO EFFICIENCY								2-3-67%	0-0-0%	
Avg gain per pass play (inc.# thrown passing)								6.6	5.9	SAFETIES								0	0
KICKOFFS Number-In End Zone-Touchbacks								7-5-3	5-2-2	FINAL SCORE								26	16
PUNTS Number and Average								5-45.2	3-41.7	TIME OF POSSESSION								30:26	29:34
Had Blocked								0	0										

BRONCOS DEFENSIVE STATISTICS

(Press Box Totals)

PLAYER	UT	A	TT	S-YDS	I-YDS	PD	FF	FR	PLAYER	UT	A	TT	S-YDS	I-YDS	PD	FF	FR
T. Davis	9	1	10	1-2	0-0	0	0	0	D. Wolfe	2	1	3	0-0	0-0	0	0	0
B. Marshall	8	2	10	1-2	0-0	0	0	0	D. Peko Sr.	1	2	3	0-0	0-0	0	0	0
D. Stewart	6	1	7	0-0	0-0	0	0	0	S. Barrett	2	0	2	0-0	0-0	0	0	0
V. Miller	6	0	6	1-7	0-0	0	0	0	A. Talib	2	0	2	0-0	0-0	1	0	0
J. Simmons	4	1	5	0-0	0-0	0	0	0	S. Harris	1	1	2	1-5	0-0	0	0	0
B. Roby	3	1	4	0-0	0-0	1	0	0	W. Parks	1	0	1	0-0	0-0	0	0	0
C. Harris Jr.	3	0	3	0-0	0-0	0	0	0	Z. Kerr	0	1	1	0-0	0-0	0	0	0
A. Gotsis	2	1	3	0-0	0-0	1	0	0	TEAM TOTALS	50	12	62	4-16	0-0	3	0	0



Denver 16, Oakland 10

Sunday, Oct. 1, 2017 • 2:25 p.m. MDT • Sports Authority Field at Mile High • Denver

WEATHER: Mostly Cloudy, 72°, Wind E 7 mph • **TIME:** 2:58 • **ATTENDANCE:** 76,909

The Denver Broncos improved to 3-1 on the season and 2-0 in the AFC West heading into their bye week after defeating the Oakland Raiders 16-10 at Sports Authority Field at Mile High.

Safety Justin Simmons sealed the victory for Denver by intercepting a pass deep in Broncos territory with 1:53 remaining.

The Broncos' defense held the Raiders to 24 rushing yards on 15 attempts, including just 12 yards on nine carries by five-time Pro Bowl running back Marshawn Lynch.

Denver's ground game was the highlight of its offense as running backs C.J. Anderson (20-95) and Jamaal Charles (5-33) helped the Broncos rack up 143 yards rushing on the afternoon.

The Broncos scored first for the fourth consecutive game as quarterback Trevor Siemian (16-of-26, 179 yds., 1 TD) launched a pass for tight end A.J. Derby, who made an acrobatic catch for a 22-yard touchdown.

Derby finished the game with four receptions for a career-high 75 yards (18.8 avg.) to lead all players on the day.

Denver's first-quarter scoring was capped off by a 28-yard field goal by Kicker Brandon McManus for a 10-0 lead.

The Raiders' offense finally broke through in the second quarter when quarterback Derek Carr led a 99-yard scoring drive topped off by a 64-yard touchdown pass to wide receiver Johnny Holton to close within 10-7 at halftime.

Denver responded in the third quarter with back-to-back field goals on its first two possessions with McManus connecting from 36 and 46 yards.

On the Raiders' ensuing drive, Carr was sacked by defensive end Shelby Harris and left the game with a back injury.

After the sack of Carr on third down, Oakland punter Marquette King attempted a fake punt rush but was stopped short of the first down, turning over the ball on the Raiders' 15-yard line.

Denver wasn't able to capitalize on the turnover on downs as McManus' 29-yard field goal attempt hit off the left upright.

After four consecutive second-half possessions netted negative yardage for Oakland, E.J. Manuel replaced the injured Carr at quarterback and quickly gave the visitors a spark on offense.

Manuel led the Raiders on a 73-yard field goal drive capped by a 38-yard kick by Giogrio Tavecchio to pull within one score, 16-10.

After a three-and-out by Denver, Oakland got the ball back on its own 42-yard line with 2:30 remaining.

Manuel drove Oakland past midfield, but on second-and-15 from Denver's 41-yard line, his pass intended for wide receiver Amari Cooper was intercepted by Simmons at the Broncos' 8-yard line.

The Broncos held the Raiders to a combined 2-of-15 (13.3%) on third and fourth down while limiting the visitors to just 254 yards of total offense.

OFFICIALS:

Referee — John Parry (132); **Umpire** — Mark Pellis (131); **Head Linesman** — Michael Spanier (90); **Line Judge** — Jeff Seeman (45); **Side Judge** — Keith Washington (7); **Field Judge** — David Meslow (118); **Back Judge** — Perry Paganelli (46); **Replay** — James Oldham

DENVER BRONCOS

OFFENSE	DEFENSE
WR 88 D. Thomas	DE 95 D. Wolfe
LT 72 G. Bolles	NT 94 D. Peko Sr.
LG 76 M. Garcia	DE 99 A. Gotsis
C 61 M. Paradis	SLB 48 S. Barrett
RG 65 R. Leary	WLB 58 V. Miller
RT 75 M. Watson	ILB 54 B. Marshall
TE 85 V. Green	ILB 51 T. Davis
WR 10 E. Sanders	LCB 21 A. Talib
RB 22 C. Anderson	RCB 25 C. Harris Jr.
QB 13 T. Siemian	SS 31 J. Simmons
TE 82 J. Heuerman	FS 26 D. Stewart

BRONCOS SUBSTITUTIONS: K 8 B.McManus, P 9 R.Dixon, WR 16 B.Fowler, S 20 J.Carter, RB 23 D.Booker, CB 27 B.Langley, RB 28 J.Charles, CB 29 B.Roby, FB 32 A.Janovich, S 34W.Parks, LS 42 C.Kreiter, ILB 50 Z.Anderson, ILB 52 C.Nelson, DE 57D.Walker, G/C 60 C.McGovern, T 71 D.Stephenson, G 73 A.Barbre, NT 78 A.Rubin, TE 83 A.Derby, WR 84 I.McKenzie, WR 87 J.Taylor, OLB 91 K.Edebali, DE 96 S.Harris. **DID NOT PLAY:** QB 17 B.Osweiler. **INACTIVE:** QB 12 P.Lynch, WR 14 C.Latimer, RB 33 D.Henderson, CB 37 L.Doss, G 77 B.Turner, DT 90 K.Peko, DE 92 Z.Kerr.

OAKLAND RAIDERS

OFFENSE	DEFENSE
WR 10 S. Roberts	DE 97 M. Edwards
LT 72 D. Penn	DT 94 E. Vanderdoes
LG 70 K. Osemele	NT 78 J. Ellis
C 61 R. Hudson	DE 52 K. Mack
RG 66 G. Jackson	SLB 51 B. Irvin
RT 73 M. Newhouse	MLB 55 M. Lee
TE 87 J. Cook	WLB 57 C. James
TE 86 L. Smith	LCB 29 D. Amerson
WR 89 A. Cooper	RCB 38 T. Carrie
QB 4 D. Carr	FS 27 R. Nelson
RB 24 M. Lynch	SS 42 K. Joseph

RAIDERS SUBSTITUTIONS: K 2 G.Tavecchio, QB 3 E.Manuel, P 7 M.King, WR 16 J.Holton, CB 21 S.Smith, CB 23 D.McDonald, S 26 S.Luani, RB 30 J.Richard, CB 32 A.Hamilton, RB 33 D.Washington, S 41 E.Harris, LB-DE 47 J.Cowser, FB 49 J.Olawale, LB 50 N.Morrow, LB 56 X.Woodson-Luster, LB 58 T.Adams, LS 59 J.Condo, G/T 74 V.Alexander, G/C 76 J.Feliciano, WR 84 C.Patterson, TE 88 C.Walford, DT 90 T.Hester, DE 95 J.Ward, DT 96 D.Autry. **INACTIVE:** WR 15 M.Crabtree, QB 18 C.Cook, CB 22 G.Conley, DB 39 K.McGill, T 69 J.Ware, T 71 D.Sharpe, DT 75 D.Latham.

		1	2	3	4	OT	TOTAL	FIELD GOALS (made () & missed)
VISITOR	Oakland Raiders	0	7	0	3	0	10	G. Tavecchio (38)
HOME	Denver Broncos	10	0	6	0	0	16	B. McManus (28) (36) (46) 29LU

Team	Qtr	Clock Time	PLAY DESCRIPTION (Extra Point) (Drive Info)	SCORE	
				Visitor	Home
BRONCOS	1	8:11	A.Derby 22 yd. pass from T.Siemian (B.McManus kick) (7-88, 3:17)	0	7
BRONCOS	1	1:09	B.McManus 28 yd. Field Goal (8-79, 4:08)	0	10
RAIDERS	2	3:36	J.Holton 64 yd. pass from D.Carr (G.Tavecchio kick) (5-99, 2:23)	7	10
BRONCOS	3	9:40	B.McManus 36 yd. Field Goal (6-55, 3:08)	7	13
BRONCOS	3	5:06	B.McManus 46 yd. Field Goal (5-3, 2:07)	7	16
RAIDERS	4	5:23	G.Tavecchio 38 yd. Field Goal (9-73, 3:07)	10	16

FINAL INDIVIDUAL STATISTICS

Oakland Raiders							Denver Broncos												
RUSHING	ATT	YDS	AVG	LG	TD		RUSHING	ATT	YDS	AVG	LG	TD							
M. Lynch	9	12	1.3	4	0		C. Anderson	20	95	4.8	40	0							
J. Richard	2	7	3.5	7	0		J. Charles	5	33	6.6	16	0							
D. Washington	1	4	4.0	4	0		D. Booker	3	14	4.7	5	0							
C. Patterson	1	2	2.0	2	0		T. Siemian	4	1	0.3	4	0							
J. Olawale	1	2	2.0	2	0														
M. King	1	-3	-3.0	-3	0														
TOTAL	15	24	1.6	7	0		TOTAL	32	143	4.5	40	0							
			TKD/	YD	TD	LG	IN	Rtg.											
PASSING	ATT	CMP	YDS	2/12	1	64	0	100.0	PASSING	ATT	CMP	YDS	4/24	1	29	0	94.9		
D. Carr	18	10	143	2/12	1	64	0	100.0	T. Siemian	26	16	179	4/24	1	29	0	94.9		
E. Manuel	17	11	106	1/7	0	28	1	57.5											
TOTAL	35	21	249	3/19	1	64	0	79.3	TOTAL	26	16	179	4/24	1	29	0	94.9		
PASS RECEIVING		NO	YDS	AVG	LG	TD			PASS RECEIVING		NO	YDS	AVG	LG	TD				
C. Patterson		6	33	5.5	11	0			A. Derby		4	75	18.8	29	1				
S. Roberts		4	49	12.3	22	0			E. Sanders		4	27	6.8	15	0				
J. Cook		3	46	15.3	28	0			C. Anderson		4	17	4.3	8	0				
L. Smith		2	15	7.5	11	0			B. Fowler		2	35	17.5	18	0				
J. Olawale		2	13	6.5	9	0			J. Charles		1	14	14.0	14	0				
A. Cooper		2	9	4.5	8	0			D. Thomas		1	11	11.0	11	0				
J. Holton		1	64	64.0	64	1													
J. Richard		1	20	20.0	20	0													
TOTAL		21	249	11.9	64	1			TOTAL		16	179	11.2	29	1				
INTERCEPTIONS		NO	YDS	AVG	LG	TD			INTERCEPTIONS		NO	YDS	AVG	LG	TD				
		0	0	0.0	—	0			J. Simmons		1	0	0.0	0	0				
TOTAL		0	0	0.0	—	0			TOTAL		1	0	0.0	0	0				
PUNTING	NO	YDS	AVG	NET	TB	IN20	LG		PUNTING	NO	YDS	AVG	NET	TB	IN20	LG			
M. King	6	306	51.0	44.7	0	2	58		R. Dixon	6	271	45.2	43.8	0	3	53			
TOTAL	6	306	51.0	44.7	0	2	58		TOTAL	6	271	45.2	43.8	0	3	53			
PUNT RETURNS		NO	YDS	AVG	FC	LG	TD		PUNT RETURNS		NO	YDS	AVG	FC	LG	TD			
J. Richard		2	8	4.0	1	5	0		I. McKenzie		5	38	7.6	0	29	0			
RETURNS		2	8	4.0	1	5	0		RETURNS		5	38	7.6	0	29	0			
KICKOFF RETURNS		NO	YDS	AVG	FC	LG	TD		KICKOFF RETURNS		NO	YDS	AVG	FC	LG	TD			
C. Patterson		2	70	35.0	0	49	0		I. McKenzie		1	12	12.0	0	12	0			
J. Feliciano		1	15	15.0	0	15	0												
RETURNS		3	85	28.3	0	49	0		RETURNS		1	12	12.0	0	12	0			
Oakland Raiders		Own		Opp.		Out			Denver Broncos		Own		Opp.		Out				
FUMBLES	Fum	Lost	Rec.	Yds	TD	FF	Rec.	Yds	TD	Bnds	FUMBLES	Fum	Lost	Rec.	Yds	TD	Bnds		
	0	0	0	0	0	0	0	0	0	0	I. McKenzie	2	0	1	0	0	0	0	1
TOTAL	0	0	0	0	0	0	0	0	0	0	TOTAL	2	0	1	0	0	0	0	1

FINAL TEAM STATISTICS

	RAIDERS	BRONCOS		RAIDERS	BRONCOS
TOTAL FIRST DOWNS	11	16	FGs - PATs Had Blocked	0-0	0-0
By Rushing	1	5	Net Punting Average	44.7	43.8
By Passing	10	10	TOTAL RETURN YARDAGE (Not Including Kickoffs)	8	38
By Penalty	0	1	No. and Yards Punt Returns	2-8	5-38
THIRD DOWN EFFICIENCY	2-12-17%	5-16-31%	No. and Yards Kickoff Returns	3-85	1-12
FOURTH DOWN EFFICIENCY	0-3-0%	0-0-0%	No. and Yards Interception Returns	0-0	1-0
TOTAL NET YARDS	254	298	PENALTIES Number and Yards	7-75	6-40
Total Offensive Plays (inc. times thrown passing)	53	62	FUMBLES Number and Lost	0-0	2-0
Average gain per offensive play	4.8	4.8	TOUCHDOWNS	1	1
NET YARDS RUSHING	24	143	Rushing	0	0
Total Rushing Plays	15	32	Passing	1	1
Average gain per rushing play	1.6	4.5	EXTRA POINTS Made-Attempts	1-1	1-1
Tackles for a loss-number and yards	2-6	4-5	Kicking Made-Attempts	1-1	1-1
NET YARDS PASSING	230	155	FIELD GOALS Made-Attempts	1-1	3-4
Times thrown - yards lost attempting to pass	3-19	4-24	RED ZONE EFFICIENCY	0-0-0%	0-4-0%
Gross yards passing	249	179	GOAL TO GO EFFICIENCY	0-0-0%	0-2-0%
PASS ATTEMPTS-COMPLETIONS-HAD INTERCEPTED	35-21-1	26-16-0	SAFETIES	0	0
Avg gain per pass play (inc.# thrown passing)	6.1	5.2	FINAL SCORE	10	16
KICKOFFS Number-In End Zone-Touchbacks	3-2-2	5-4-2	TIME OF POSSESSION	27:03	32:57
PUNTS Number and Average	6-51.0	6-45.2			
Had Blocked	0	0			

BRONCOS DEFENSIVE STATISTICS

<i>(Press Box Totals)</i>																	
PLAYER	UT	A	TT	S-YDS	I-YDS	PD	FF	FR	PLAYER	UT	A	TT	S-YDS	I-YDS	PD	FF	FR
D. Stewart	5	2	7	0-0	0-0	0	0	0	S. Barrett	2	0	2	0-0	0-0	0	0	0
B. Marshall	3	3	6	0-0	0-0	0	0	0	D. Peko Sr.	1	1	2	0-0	0-0	0	0	0
W. Parks	5	0	5	0-0	0-0	1	0	0	T. Davis	1	1	2	0-0	0-0	0	0	0
C. Harris Jr.	4	2	6	0-0	0-0	0	0	0	S. Harris	1	0	1	1-4	0-0	0	0	0
A. Talib	3	1	4	0-0	0-0	0	0	0	J. Simmons	1	0	1	0-0	1-0	2	0	0
D. Wolfe	2	1	3	1-8	0-0	0	0	0	A. Gotsis	1	0	1	0-0	0-0	0	0	0
V. Miller	2	0	2	1-7	0-0	0	0	0	J. Taylor	1	0	1	0-0	0-0	0	0	0
B. Roby	2	0	2	0-0	0-0	1	0	0	TEAM TOTALS	33	11	44	3-19	1-0	5	0	0



New York 23, Denver 10

Sunday, Oct. 15, 2017 • 6:30 p.m. MDT • Sports Authority Field at Mile High • Denver

WEATHER: Clear, 61°, Wind NE 4 mph • **TIME:** 6:30 • **ATTENDANCE:** 76,721

The Denver Broncos fell to the New York Giants, 23-10, in their first home loss of the season at Sports Authority Field at Mile High in front of 76,721 fans.

Offensively, three turnovers and ineffective red zone execution (1-for-4) prevented the Broncos from coming back. New York's defense was able to shut down Denver's third-ranked run game, forcing quarterback Trevor Siemian to attempt 50 passes (29-of-50) for 376 yards with one touchdown and two interceptions—one returned by the Giants for a score.

After a three-and-out by Denver to start the game, New York was able to finish off a 13-play drive with kicker Aldrick Rosas booting a 25-yard field goal. The score represented the first points surrendered by the Broncos in the first quarter all season.

On the Broncos' final drive of the first quarter, Siemian led the offense to the Giants' 16-yard line but kicker Brandon McManus' potential equalizer from 35 yards out missed wide right.

New York capitalized off the Denver miscue and drove 75 yards on seven plays, capping the possession with a 5-yard touchdown pass from quarterback Eli Manning to rookie tight end Evan Engram.

During the drive, Manning converted a crucial 3rd-and-10 in Giants territory. On the next play, running back Orleans Darkwa broke loose for a 47-yard run—the longest rush allowed by Denver on the year—to set up New York for the score and a 10-0 lead.

Darkwa finished with 21 carries for 117 yards to mark the first 100-yard rushing performance against the Broncos in nearly a year.

On the ensuing drive, Siemian's pass intended for wide receiver Demaryius Thomas at the Giants' 14-yard line was intercepted by Giants safety Landon Collins to end the Denver scoring threat.

Denver forced a punt on the Giant's next series and was finally able to get on the scoreboard with a 28-yard field goal by McManus to close within 10-3.

With a minute remaining in the first half, Siemian's third down pass intended for wide receiver Bennie Fowler was intercepted by Giants cornerback Janoris Jenkins and returned 43 yards for a touchdown.

The Giants tacked on another field goal early in the third quarter to go up 20-3 on the home team.

Attempting to pull within two scores, Denver drove into Giants territory and attempted a 53-yard field goal that was blocked by New York defensive end Kerry Winn.

Denver's best chance to come back came midway through the fourth quarter, but a failed conversion on 4th-and-goal from the 1-yard line allowed the Giants to protect their 20-3 lead.

The Broncos finally found the end zone on a 13-yard pass from Siemian to tight end Jeff Heurman to pull within 20-10 with four minutes remaining but the Giants put the game away with a field goal with less than 30 seconds remaining.

OFFICIALS:

Referee — Bill Vinovich (52); **Umpire** — Bruce Stridges (102); **Head Linesman** — Phil McKinnely (110); **Line Judge** — Mark Perlman (9); **Side Judge** — Gary Cavaletto (60); **Field Judge** — Rick Patterson (15); **Back Judge** — Greg Meyer (78); **Replay** — Louis Nazzaro

DENVER BRONCOS

OFFENSE		DEFENSE	
WR 88	D. Thomas	DE 95	D. Wolfe
WR 16	B. Fowler	NT 94	D. Peko Sr.
LT 72	G. Bolles	DE 99	A. Gotsis
LG 76	M. Garcia	SLB 48	S. Barrett
C 61	M. Paradis	WLB 58	V. Miller
RG 65	R. Leary	ILB 54	B. Marshall
RT 75	M. Watson	ILB 51	T. Davis
TE 85	V. Green	LCB 21	A. Talib
WR 10	E. Sanders	RCB 25	C. Harris Jr.
RB 22	C. Anderson	SS 31	J. Simmons
QB 13	T. Siemian	FS 26	D. Stewart

BRONCOS SUBSTITUTIONS: K 8 B.McManus, P 9 R.Dixon, QB 17 B.Osweiler, S 20 J.Carter, RB 23 D.Booker, CB 27 B.Langley, RB 28 J.Charles, CB 29 B.Roby, FB 32 A.Janovich, S 34 W.Parks, LS 42 C.Kreiter, ILB 50 Z.Anderson, ILB 52 C.Nelson, DE 57 D.Walker, G/C 60 C.McGovern, G 73 A.Barbre, G 77 B.Turner, NT 78 A.Rubin, TE 82 J.Heurman, TE 83 A.Derby, WR 84 I.McKenzie, WR 87 Taylor, OLB 91 K.Edebali, DE 96 S.Harris. **INACTIVE:** QB 12 P.Lynch, WR 14 C.Latimer, RB 33 D.Henderson, CB 37 L.Doss, T 71 D.Stephenson, DT 90 K.Peko, DE 92 Z.Kerr.

NEW YORK GIANTS

OFFENSE		DEFENSE	
WR 18	R. Lewis	LDE 90	J. Pierre-Paul
LT 74	E. Flowers	LDT 98	D. Harrison
LG 77	J. Jerry	RDT 94	D. Tomlinson
C 69	B. Jones	RDE 72	K. Wynn
RG 76	D. Fluker	MLB 93	B. Goodson
RT 67	J. Pugh	WLB 57	K. Robinson
TE 85	R. Ellison	CB 24	E. Apple
TE 88	E. Engram	SS 21	L. Collins
QB 10	E. Manning	FS 27	D. Thompson
RB 26	O. Darkwa	CB 20	J. Jenkins
WR 12	T. King	CB 37	R. Cockrell

GIANTS SUBSTITUTIONS: K 2 A.Rosas, P 9 B.Wing, WR 19 T.Rudolph, RB 22 W.Gallman, CB 23M.Hunter, S 29 N.Berhe, S 33 A.Adams, RB 34 S.Vereen, CB 38 D.Deayon, LB46 C.Munson, LS 51 Z.DeOssie, LB 58 C.Grant, LB 59 D.Kennard, T 63 C.Wheeler, TE 81 M.LaCosse, WR 84 E.Eagan, TE 89 J.Adams, DE 91 A.Moss, DE 95 N.Capi, DT 96 J.Bromley, DT 99 R.Thomas. **DID NOT PLAY:** QB 3 G.Smith, T 68 B.Hart, G 75 J.Halapio. **INACTIVE:** QB 5 D.Webb, RB 28 P.Perkins, LB 52 J.Casillas, DE 54 O.Vernon, C 70 W.Richburg, DE 78 R.Okwara, WR 87 S.Shepard.

		1	2	3	4	OT	TOTAL	FIELD GOALS (made () & missed)	
VISITOR	New York Giants	3	14	3	3	0	23	A. Rosas	(25) (51) 49B (40)
HOME	Denver Broncos	0	3	0	7	0	10	B. McManus	35WR (28) 53B

Team	Qtr	Clock Time	PLAY DESCRIPTION (Extra Point) (Drive Info)	SCORE	
				Visitor	Home
GIANTS	1	6:54	A.Rosas 25 yd. Field Goal (13-69, 7:02)	3	0
GIANTS	2	12:30	E.Engram 5 yd. pass from E.Manning (A.Rosas kick) (7-75, 3:23)	10	0
BRONCOS	2	4:21	B.McManus 28 yd. Field Goal (9-70, 3:06)	10	3
GIANTS	2	0:48	J.Jenkins 43 yd. interception return (A.Rosas kick)	17	3
GIANTS	3	8:08	A.Rosas 51 yd. Field Goal (6-30, 2:45)	20	3
BRONCOS	4	4:00	J.Heurman 13 yd. pass from T.Siemian (B.McManus kick) (7-58, 2:03)	20	10
GIANTS	4	0:27	A.Rosas 40 yd. Field Goal (7-19, 3:40)	23	10



L.A. Chargers 21, Denver 0

Sunday, Oct. 22, 2017 • 1:25 p.m. PDT • StubHub Center • Carson, Calif.

WEATHER: Sunny, 90°, Wind W 4 mph • **TIME:** 2:53 • **ATTENDANCE:** 25,388

The Denver Broncos were shut out by the Los Angeles Chargers, 21-0, at the StubHub Center to end their 394-game scoring streak.

Playing in Los Angeles for the first time in 23 seasons, the Broncos' scoring streak—the second-longest such streak in NFL history—came to an end in front of 25,388 fans in the Chargers' temporary home stadium.

Denver's offense was powerless throughout the game due to three costly turnovers and a 3-for-14 (21.4%) performance on third downs.

The Chargers were sparked by wide receiver Travis Benjamin, who gave Los Angeles a 7-0 lead with a 65-yard punt return score in the first quarter and sealed the win with a 42-yard touchdown reception in the fourth quarter.

Denver's defense held the Chargers to 242 yards of offense and 3-of-12 (25.0%) on third downs but was unable to produce a takeaway for the second consecutive game.

After receiving the opening kickoff, Denver's first third-down attempt produced a 23-yard pass from quarterback Trevor Siemian to tight end A.J. Derby. The play ended with Derby fumbling and the Chargers recovering inside Broncos territory.

After driving to the Denver 1-yard line, the Chargers were turned away on four consecutive runs to give the ball back to the Broncos.

Denver made one first down before a Riley Dixon punt was caught by Benjamin and returned 65 yards for a touchdown and a 7-0 Chargers lead.

The Chargers boosted their lead midway through the second quarter after a 10-play drive led by quarterback Philip Rivers ended with a 1-yard scoring pass to rookie running back Austin Ekeler.

Denver drove into Los Angeles territory on its next possession, but a sack-fumble by defensive end Chris McCain gave the Chargers the ball back and ended the Broncos' scoring threat.

The Broncos had an opportunity to get back in the game in the third quarter but an 81-yard pass from Siemian to wide receiver Demaryius Thomas was called back due to offensive pass interference.

At the start of the fourth quarter, Siemian led the offense to the Chargers' 31-yard line with another chance to pull within one score, but an interception by cornerback Casey Hayward on 4th-and-6 turned the Broncos away again.

Los Angeles capitalized on the turnover and sealed the game with a 10-play drive capped by a 42-yard touchdown from Rivers to Benjamin.

In the loss, Broncos linebacker Von Miller recorded a pair of sacks to give him 80.5 for his career. He passed Ring of Fame linebacker Karl Mecklenburg for second on the franchise's all-time list and became the second-fastest NFL player ever to reach 80 sacks.

OFFICIALS:

Referee — John Hussey (35); **Umpire** — Tony Michalek (115); **Head Linesman** — Ed Walker (123); **Line Judge** — Ron Marinucci (107); **Side Judge** — Jimmy Buchanan (86); **Field Judge** — Allen Baynes (56); **Back Judge** — Keith Ferguson (61); **Replay** — Mike Wimmer

DENVER BRONCOS

OFFENSE		DEFENSE	
WR 88	D. Thomas	DE 95	D. Wolfe
TE 82	J. Heuerman	NT 94	D. Peko Sr.
LT 72	MG. Bolles	DE 99	A. Gotsis
LG 76	M. Garcia	SLB 48	S. Barrett
C 61	M. Paradis	WLB 58	V. Miller
RG 65	R. Leary	ILB 51	T. Davis
RT 73	A. Barbre	ILB 54	B. Marshall
TE 85	V. Green	LCB 21	A. Talib
WR 87	J. Taylor	RCB 25	C. Harris Jr.
RB 22	C. Anderson	SS 31	J. Simmons
QB 13	T. Siemian	FS 26	D. Stewart

BRONCOS SUBSTITUTIONS: K 8 B.McManus, P 9 R.Dixon, WR 15 H.Sharp, WR 16 B.Fowler, S 20 J.Carter, RB 23 D.Booker, CB 27 B.Langley, RB 28 J.Charles, CB 29 B.Roby, FB 32A.Janovich, S 34 W.Parks, CB 37 L.Doss, MLB 41 J.Garcia-Williams, LS 42 C.Kreiter, ILB 50 Z.Anderson, DE 57 D.Walker, TE 83 A.Derby, OLB 91 K.Edebali, DE 92 Z.Kerr, DE 96 S.Harris. **DID NOT PLAY:** QB 17 B.Osweller, C 55 D.Day, G/C 60 C.McGovern, T 68 E.Wilkinson. **INACTIVE:** WR 10 E.Sanders, QB 12 P.Lynch, WR 14 C.Latimer, RB 33 D.Henderson, T 71 D.Stephenson, T 75 M.Watson, WR 84 I.McKenzie.

LOS ANGELES CHARGERS

OFFENSE		DEFENSE	
WR 13	K. Allen	DE 99	J. Bosa
TE 84	S. McGrath	NT 92	B. Mebane
LT 76	R. Okung	DT 93	D. Philon
LG 68	M. Slauson	LEO 54	M. Ingram
C 73	S. Pulley	OTTO 51	K. Emanuel
RG 79	K. Wiggins	MIKE 56	K. Toomer
RT 78	M. Schofield	WILL 50	H. Pullard
TE 86	H. Henry	LCB 26	C. Hayward
WR 16	Ty. Williams	SS 37	J. Addae
QB 17	P. Rivers	FS 33	T. Boston
RB 28	M. Gordon	RCB 24	Tr. Williams

CHARGERS SUBSTITUTIONS: P 8 D.Kaser, K 9 N.Novak, WR-KR 12 T.Benjamin, CB 20 D.King, S 25 R.Jenkins, RB 30 A.Ekeler, S 31 A.Phillips, FB 34 D.Watt, DE 40 C.McCain, CB 43 M.Davis, RB 44 A.Williams, LS 47 M.Windt, LB 48 N.Dzubnar, OLB 49 J.Onwuualu, LB 53 J.Keyes, OLB 57 J.Brown, G 66 D.Feeney, T 69 S.Tevi, NT 71 D.Square, WR 81 M.Williams, TE 85 A.Gates, DT 95 T.Palepoi, DE 97 J.Attaochu. **DID NOT PLAY:** QB 10 K.Clemens. **INACTIVE:** QB 7 C.Jones, WR 15 D.Inman, RB 32 B.Oliver, T 61 T.Marz, T 72 J.Barksdale, TE 80 S.Culkin, DT 94 C.Liugot.

		1	2	3	4	OT	TOTAL	FIELD GOALS (made () & missed)
VISITOR	Denver Broncos	0	0	0	0	0	0	
HOME	Los Angeles Chargers	7	7	0	7	0	21	

Team	Qtr	Clock Time	PLAY DESCRIPTION (Extra Point) (Drive Info)	SCORE	
				Visitor	Home
CHARGERS	1	7:27	T.Benjamin 65 yd. punt return (N.Novak kick)	0	7
CHARGERS	2	7:07	A.Ekeler 1 yd. pass from P.Rivers (N.Novak kick) (9-65, 5:55)	0	14
CHARGERS	4	5:42	T. Benjamin 42 yd. pass from P.Rivers (N.Novak kick) (10-92, 6:53)	0	21



Kansas City 29, Denver 19

Monday, Oct. 30, 2017 • 7:31 p.m. CDT • Arrowhead Stadium • Kansas City, Mo.

WEATHER: Clear, 44°, Wind NW 12 mph • **TIME:** 3:05 • **ATTENDANCE:** 76,573

The Denver Broncos lost their third consecutive game after a 29-19 setback to the Kansas City Chiefs in front of 76,573 fans at Arrowhead Stadium.

The Broncos were plagued by five turnovers yet remained in the game with a solid defensive effort and two takeaways of their own.

Denver's defense held Kansas City to 276 total yards and allowed only two conversions on 12 third-down attempts (16.7%).

The Broncos held quarterback and midseason MVP candidate Alex Smith to his lowest passer rating (77.6) of the season while limiting running back and Rookie of the Year frontrunner Kareem Hunt to a season-low 2.1 yards per rush (22-46).

Chiefs' rookie kicker Harrison Butker completed all five of his field goal attempts and accounted for 17 of his teams 29 points to hold off the Broncos.

Kansas City scored first after Broncos running back Jamaal Charles—a former Chief of nine seasons—fumbled the ball on Denver's second drive. Chiefs cornerback Marcus Peters forced and recovered the fumble, returning it 45 yards for a touchdown.

On Kansas City's next drive, Smith found tight end Travis Kelce for a 29-yard touchdown pass to give the Chiefs a 14-0 lead.

After Broncos quarterback Trevor Siemian threw the first of his three interceptions on Denver's next offensive play, Kansas City looked poised to take a three-score lead. An ill-fated trick play—a pass attempt by wide receiver Tyreek Hill—was intercepted by Broncos safety Darian Stewart in the end zone to end the threat.

Denver responded with a 13-play drive capped by a 27-yard field goal by kicker Brandon McManus to pull within 14-3.

The Chiefs answered with a 25-yard field goal by Butker with just over five minutes remaining in the second quarter to give them a 17-3 halftime lead.

Kansas City was able to score another field goal at the start the third quarter after a punt return by wide receiver Isaiah McKenzie was muffed and recovered by Chiefs wide receiver De'Anthony Thomas deep inside Denver territory.

Denver scored 10 consecutive points to close out the third quarter and pull within one score, 20-13. Denver's first touchdown of the day came from a 6-yard run from running back Devontae Booker that capped a 10-play, 80-yard drive.

Aided by another Denver turnover—Siemian's third interception of the day—the Chiefs scored three field goals in the fourth quarter to take a 29-13 lead.

Following the two-minute warning, Siemian found tight end A.J. Derby in the end zone for an 11-yard touchdown, but a failed two-point conversion kept it a two-score game.

An offside kick recovered by Kansas City helped stamp the 29-19 victory for the home team.

OFFICIALS:

Referee — Tony Corrente (99); **Umpire** — Alan Eck (76); **Head Linesman** — Patrick Turner (13); **Line Judge** — Bart Longson (2); **Side Judge** — Ryan Dickson (25); **Field Judge** — Buddy Horton (82); **Back Judge** — Todd Prukop (30); **Replay** — Terry Valenti

DENVER BRONCOS

OFFENSE		DEFENSE	
WR 88	D. Thomas	DE 95	D. Wolfe
LT 72	G. Bolles	NT 94	D. Peko Sr.
LG 76	M. Garcia	DE 99	A. Gotsis
C 61	M. Paradis	SLB 56	S. Ray
RG 65	R. Leary	WLB 58	V. Miller
RT 75	M. Watson	ILB 50	Z. Anderson
TE 85	V. Green	ILB 54	B. Marshall
TE 82	J. Heuerman	LCB 21	A. Talib
WR 87	J. Taylor	DB 34	W. Parks
RB 22	C. Anderson	SS 31	J. Simmons
QB 13	T. Siemian	FS 26	D. Stewart

BRONCOS SUBSTITUTIONS: K 8 B.McManus, P 9 R.Dixon, WR 14 C.Latimer, WR 16 B.Fowler, S 20 J.Carter, RB 23 D.Booker, CB 25 C.Harris, CB 27 B.Langley, RB 28 J.Charles, CB 29 B.Roby, FB 32 A.Janovich, MLB 41 J.Garcia-Williams, LS 42 C.Kreiter, LB 45 K.Snyder, OLB 48 S.Barrett, G/C 60 C.McGovern, T 68 E.Wilkinson, G 73 A.Barbre, TE 83 A.Derby, WR 84 I.McKenzie, OLB 91 K.Edebali, DE 92 Z.Kerr, DE 96 S.Harris. **DID NOT PLAY:** QB 17 B.Osweiler. **INACTIVE:** WR 10 E.Sanders, QB 12 P.Lynch, RB 33 D.Henderson, CB 37 L.Doss, ILB 51 T.Davis, DE 57 D.Walker, T 71 D.Stephenson.

KANSAS CITY CHIEFS

OFFENSE		DEFENSE	
WR 10	T. Hill	LDE 97	A. Bailey
LT 72	E. Fischer	NT 96	B. Logan
LG 70	B. Witzmann	RDE 99	R. Nunez-Roches
C 61	M. Morse	LOLB 50	J. Houston
RG 73	Z. Fulton	LILB 59	R. Ragland
RT 71	M. Schwartz	RILB 56	D. Johnson
TE 84	D. Harris	ROLB 55	D. Ford
TE 87	T. Kelce	LCB 22	M. Peters
TE 88	R. Travis	RCB 25	K. Acker
QB 11	A. Smith	S 38	R. Parker
RB 27	K. Hunt	S 49	D. Sorensen

CHIEFS SUBSTITUTIONS: P 2 D.Colquitt, K 7 H.Butker, WR 12 A.Wilson, WR 13 D.Thomas, WR 14 D.Robinson, DB 20 S.Nelson, DB 21 E.Murray, CB 23 P.Gaines, RB 31 A.Hunt, RB 35 C.West, LS 41 J.Winchester, FB 42 A.Sherman, LB 45 U.Eligwe, LB 48 T.Smith, LB 51 F.Zombo, LB 57 K.Pierre-Louis, OL 75 C.Erving, WR 80 J.Chesson, LB 92 T.Kpassagnon, DL 94 J.Jenkins, DL 95 C.Jones. **DID NOT PLAY:** QB 15 P.Mahomes, CB 39 T.Mitchell, OL 79 P.Ehinger. **INACTIVE:** QB 9 T.Bray, CB 24 D.White, S 30 S.Terrell, LB 53 R.Wilson, G 65 J.Devey, T76 L.Duvernay-Tardif, DT 98 R.Miller.

		1	2	3	4	OT	TOTAL	FIELD GOALS (made () & missed)
VISITOR	Denver Broncos	0	3	10	6	0	19	B. McManus (27) (34)
HOME	Kansas City Chiefs	14	3	3	9	0	29	H. Butker (25) (32) (43) (51) (42)

Team	Qtr	Clock Time	PLAY DESCRIPTION (Extra Point) (Drive Info)	SCORE	
				Visitor	Home
CHIEFS	1	9:29	M.Peters 45 yd. fumble return (H.Butker kick)	0	7
CHIEFS	1	6:11	T.Kelce 29 yd. pass from A.Smith (H.Butker kick) (5-68, 1:39)	0	14
BRONCOS	2	11:48	B.McManus 27 yd. Field Goal (13-71, 7:07)	3	14
CHIEFS	2	5:02	H.Butker 25 yd. Field Goal (7-47, 4:05)	3	17
CHIEFS	3	12:30	H.Butker 32 yd. Field Goal (4-2, 0:54)	3	20
BRONCOS	3	8:11	B.McManus 34 yd. Field Goal (9-60, 4:19)	6	20
BRONCOS	3	1:14	D.Booker 6 yd. run (B.McManus kick) (10-80, 5:44)	13	20
CHIEFS	4	12:30	H.Butker 43 yd. Field Goal (8-50, 3:44)	13	23
CHIEFS	4	7:03	H.Butker 51 yd. Field Goal (6-15, 3:03)	13	26
CHIEFS	4	4:41	H.Butker 42 yd. Field Goal (4--2, 1:42)	13	29
BRONCOS	4	1:55	A.Derby 11 yd. pass from T.Siemian (pass failed) (10-75, 2:46)	19	29

FINAL INDIVIDUAL STATISTICS

Kansas City Chiefs										Denver Broncos																																																																																													
RUSHING										RUSHING																																																																																													
	ATT	YDS	AVG	LG	TD		ATT	YDS	AVG	LG	TD		ATT	YDS	AVG	LG	TD		ATT	YDS	AVG	LG	TD																																																																																
K. Hunt	22	46	2.1	15	0	C. Anderson	15	78	5.2	12	0	D. Booker	6	40	6.7	26	1	J. Charles	8	39	4.9	18	0	T. Siemian	2	20	10.0	14	0	A. Smith	4	33	8.3	17	0	T. Siemian	2	20	10.0	14	0	T. Hill	1	0	0.0	0	0	J. Charles	8	39	4.9	18	0	D. Robinson	1	5	5.0	5	0	C. Anderson	1	7	2.0	7	0	C. West	1	4	4.0	4	0	J. Charles	1	5	0.0	5	0																										
TOTAL	26	79	3.0	17	0	TOTAL	31	177	5.7	26	1	TOTAL	36	198	3/11	1	29	3	43.5	TOTAL	36	198	3/11	1	29	3	43.5																																																																												
PASSING										PASSING																																																																																													
	ATT	CMP	YDS	TD	LG	IN	Rtg.		ATT	CMP	YDS	TD	LG	IN	Rtg.		ATT	CMP	YDS	TD	LG	IN	Rtg.		ATT	CMP	YDS	TD	LG	IN	Rtg.																																																																								
A. Smith	31	14	202	1/5	1	33	0	77.6	T. Siemian	36	19	198	3/11	1	29	3	43.5	T. Siemian	36	19	198	3/11	1	29	3	43.5	T. Siemian	36	19	198	3/11	1	29	3	43.5																																																																				
T. Hill	1	0	0	0/0	0	0	1	0.0																																																																																															
TOTAL	32	14	202	1/5	1	33	1	62.2	TOTAL	36	19	198	3/11	1	29	3	43.5	TOTAL	36	19	198	3/11	1	29	3	43.5	TOTAL	36	19	198	3/11	1	29	3	43.5																																																																				
PASS RECEIVING										PASS RECEIVING																																																																																													
	NO	YDS	AVG	LG	TD		NO	YDS	AVG	LG	TD		NO	YDS	AVG	LG	TD		NO	YDS	AVG	LG	TD																																																																																
T. Kelce	7	133	19.0	33	1	D. Thomas	5	66	13.3	22	0	D. Thomas	5	66	13.3	22	0	D. Booker	3	14	15.2	11	0	K. Hunt	3	22	7.3	12	0	D. Booker	3	14	15.2	11	0	T. Hill	2	38	19.0	25	0	B. Fowler	2	35	19.5	29	0	D. Robinson	1	5	5.0	5	0	A. Derby	2	21	8.7	11	1	C. West	1	4	4.0	4	0	C. Latimer	2	15	7.0	11	0	V. Green	1	16	12.0	16	0	J. Heurman	1	11	24.0	11	0	J. Taylor	1	8	10.0	8	0	C. Anderson	1	7	2.0	7	0	J. Charles	1	5	0.0	5	0		
TOTAL	14	202	14.4	33	1	TOTAL	19	198	10.4	29	1	TOTAL	19	198	10.4	29	1	TOTAL	19	198	10.4	29	1																																																																																
INTERCEPTIONS										INTERCEPTIONS																																																																																													
	NO	YDS	AVG	LG	TD		NO	YDS	AVG	LG	TD		NO	YDS	AVG	LG	TD		NO	YDS	AVG	LG	TD																																																																																
M. Peters	1	9	9.0	9	0	D. Stewart	1	0	0.0	0	0	D. Stewart	1	0	0.0	0	0	R. Parker	1	0	0.0	0	0	K. Acker	1	9	9.0	9	0	R. Parker	1	0	0.0	0	0	TOTAL	3	18	6.0	9	0	TOTAL	1	0	0.0	0	0																																																								
TOTAL	3	18	6.0	9	0	TOTAL	1	0	0.0	0	0	TOTAL	1	0	0.0	0	0																																																																																						
PUNTING										PUNTING																																																																																													
	NO	YDS	AVG	NET	TB	IN20	LG		NO	YDS	AVG	NET	TB	IN20	LG		NO	YDS	AVG	NET	TB	IN20	LG																																																																																
D. Colquitt	5	209	41.8	41.2	0	2	53	R. Dixon	4	162	40.5	40.5	0	1	48	R. Dixon	4	162	40.5	40.5	0	1	48	TOTAL	5	209	41.8	41.2	0	2	53																																																																								
TOTAL	5	209	41.8	41.2	0	2	53	TOTAL	4	162	40.5	40.5	0	1	48	TOTAL	4	162	40.5	40.5	0	1	48																																																																																
PUNT RETURNS										PUNT RETURNS																																																																																													
	NO	YDS	AVG	FC	LG	TD		NO	YDS	AVG	FC	LG	TD		NO	YDS	AVG	FC	LG	TD																																																																																			
T. Hill	1	0	0.0	0	0	0	I. McKenzie	4	3	0.8	0	3	0	I. McKenzie	4	3	0.8	0	3	0	TOTAL	1	0	0.0	0	0																																																																													
TOTAL	1	0	0.0	0	0	0	TOTAL	4	3	0.8	0	3	0	TOTAL	4	3	0.8	0	3	0																																																																																			
KICKOFF RETURNS										KICKOFF RETURNS																																																																																													
	NO	YDS	AVG	FC	LG	TD		NO	YDS	AVG	FC	LG	TD		NO	YDS	AVG	FC	LG	TD																																																																																			
A. Hunt	2	47	23.5	0	28	0	C. Latimer	3	48	16.0	0	21	0	C. Latimer	3	48	16.0	0	21	0	A. Sherman	1	7	7.0	0	7	0	I. McKenzie	1	21	21.0	0	21	0	TOTAL	3	54	18.0	0	28	0																																																														
TOTAL	3	54	18.0	0	28	0	TOTAL	4	69	17.3	0	21	0	TOTAL	4	69	17.3	0	21	0																																																																																			
Kansas City Chiefs										Denver Broncos																																																																																													
	Own	Opp.	Out		Own	Opp.	Out		Own	Opp.	Out		Own	Opp.	Out																																																																																								
FUMBLES	Fum	Lost	Rec.	Yds	TD	FF	Rec.	Yds	TD	Bnds	FUMBLES	Fum	Lost	Rec.	Yds	TD	FF	Rec.	Yds	TD	Bnds																																																																																		
A. Smith	1	1	0	0	0	0	0	0	0	0	J. Charles	1	1	0	0	0	0	0	0	0	0	J. Charles	1	1	0	0	0	0	0	0	0	M. Peters	0	0	0	0	0	1	45	1	0	I. McKenzie	1	1	0	0	0	0	0	0	0	I. McKenzie	1	1	0	0	0	0	0	0	0	D. Thomas	0	0	0	0	0	1	0	0	0	S. Barrett	0	0	0	0	0	1	0	0	0	TOTAL	1	1	0	0	0	1	2	45	1	0	TOTAL	2	2	0	0	0	1	1	1	1	0

FINAL TEAM STATISTICS

CHIEFS										BRONCOS									
TOTAL FIRST DOWNS										FGs - PATs Had Blocked									
By Rushing										Net Punting Average									
By Passing										TOTAL RETURN YARDAGE (Not Including Kickoffs)									
By Penalty										No. and Yards Punt Returns									
THIRD DOWN EFFICIENCY										No. and Yards Kickoff Returns									
FOURTH DOWN EFFICIENCY										No. and Yards Interception Returns									
TOTAL NET YARDS										PENALTIES Number and Yards									
Total Offensive Plays (inc. times thrown passing)										FUMBLES Number and Lost									
Average gain per offensive play										TOUCHDOWNS									
NET YARDS RUSHING										Rushing									
Total Rushing Plays										Passing									
Average gain per rushing play										Fumbles									
Tackles for a loss-number and yards										EXTRA POINTS Made-Attempts									
NET YARDS PASSING										Kicking Made-Attempts									
Times thrown - yards lost attempting to pass										FIELD GOALS Made-Attempts									
Gross yards passing										RED ZONE EFFICIENCY									
PASS ATTEMPTS-COMPLETIONS-HAD INTERCEPTED										GOAL TO GO EFFICIENCY									
Avg gain per pass play (inc.# thrown passing)										SAFETIES									
KICKOFFS Number-In End Zone-Touchbacks										FINAL SCORE									
PUNTS Number and Average										TIME OF POSSESSION									
Had Blocked																			

BRONCOS DEFENSIVE STATISTICS

(Press Box Totals)																	
PLAYER	UT	A	TT	S-YDS	I-YDS	PD	FF	FR	PLAYER	UT	A	TT	S-YDS	I-YDS	PD	FF	FR
B. Marshall	7	1	8	0-0	0-0	2	0	0	S. Barrett	2	0	2	1-5	0-0	0	1	0
J. Simmons	3	2	5	0-0	0-0	0	0	0	D. Stewart	2	0	2	0-0	1-0	2	0	0
S. Harris	3	0	3	0-0	0-0	0	0	0	W. Parks	2	0	2	0-0	0-0	0	0	0
V. Miller	3	0	3	0-0	0-0	0	0	0	B. Roby	2	0	2	0-0	0-0	0	0	0
S. Ray	1	2	3	0-0	0-0	0	0	0	D. Peko Sr.	1	1	2	0-0	0-0	0	0	1
A. Talib	1	2	3	0-0	0-0	0	0	0	C. Harris Jr.	1	1	2	0-0	0-0	0	0	0
Z. Anderson	1	2	3	0-0	0-0	0	0	0	A. Gotsis	1	0	1	0-0	0-0	0	0	0
D. Wolfe	1	1	2	0-0	0-0	0	0	0	TEAM TOTALS	31	12	43	1-5	1-0	2	1	1



Philadelphia 51, Denver 23

Sunday, Nov. 5, 2017 • 1:02 p.m. EST • Lincoln Financial Field • Philadelphia

WEATHER: Cloudy, 61°, Wind SE 5 mph • TIME: 3:21 • ATTENDANCE: 69,596

The Denver Broncos lost their fourth consecutive game in a 51-23 setback to the Philadelphia Eagles at Lincoln Financial Field.

Denver was plagued by 14 penalties for 105 yards and had a pair of turnovers in the game. Those mistakes proved too much to overcome against the Eagles, who came into the game with the NFL's best record (7-1).

Philadelphia quarterback and midseason MVP candidate Carson Wentz completed 15-of-27 passes (55.6%) for 199 yards with four touchdowns and the Eagles added 197 yards and three touchdowns on the ground.

Brock Osweiler started at quarterback for the Broncos and led Denver to its first opening-drive points in six games. The possession ended with a 52-yard Brandon McManus field goal to give the visitors an early 3-0 lead.

Philadelphia answered back on its next possession, converting two key third downs before Wentz found wide receiver Alshon Jeffery for a 32-yard touchdown pass to put the Eagles up 7-3.

The Eagles' next two drives netted 10 points—via a 45-yard field goal by Jake Elliott and a 15-yard touchdown pass from Wentz to running back Corey Clement—to put them on top 17-3 at the end of the first quarter.

Denver looked to get back in the game with a 44-yard punt return by wide receiver Isaiah McKenzie that put the Broncos in Eagles territory. The drive stalled, however, and Denver settled for another long field goal—a 53-yarder—to pull within 17-6.

The Eagles began to pull away with another scoring drive capped by a 27-yard touchdown pass from Wentz to tight end Trey Burton.

McManus kicked his third field goal of the game on the next possession but another Eagles touchdown—a 46-yard run by Jay Ajayi—just before the half gave Philadelphia a comfortable 31-9 lead at the break.

The Eagles tacked on a pair of touchdowns in the third quarter to go up 44-9.

The first score came on a 2-yard touchdown run by Clement that capped a 13-play, 77-yard drive. The second touchdown was a 4-yard reception by Jeffery that was set up by Rodney McLeod's 50-yard interception return.

The Broncos finally found the end zone in the fourth quarter when Osweiler found wide receiver Demaryius Thomas for a 1-yard score to cap a 13-play, 75-yard drive.

On the next drive, Eagles backup quarterback Nick Foles was strip-sacked by Von Miller and fellow linebacker Brandon Marshall returned it 19 yards for a touchdown to pull Denver within 44-23.

A failed onside kick attempt by Denver and a late touchdown by Philadelphia ended any hope of a miracle comeback.

OFFICIALS:

Referee — Gene Steratore (114); **Umpire** — Roy Ellison (81); **Head Linesman** — David Oliver (24); **Line Judge** — Gary Arthur (108); **Side Judge** — Adrian Hill (29); **Field Judge** — Mike Weatherford (116); **Back Judge** — Dino Paganelli (29); **Replay** — Paul Weidner

DENVER BRONCOS

OFFENSE		DEFENSE	
WR 88	D. Thomas	DE 95	D. Wolfe
LT 72	G. Bolles	NT 94	D. Peko Sr.
LG 76	M. Garcia	DE 99	A. Gotsis
C 61	M. Paradis	SLB 56	S. Ray
RG 65	R. Leary	WLB 58	V. Miller
RT 75	M. Watson	ILB 50	Z. Anderson
TE 85	V. Green	ILB 54	B. Marshall
WR 10	E. Sanders	LCB 21	A. Talib
RB 22	C. Anderson	RCB 25	C. Harris Jr.
QB 17	B. Osweiler	SS 31	J. Simmons
FB 32	A. Janovich	FS 26	D. Stewart

BRONCOS SUBSTITUTIONS: K 8 B.McManus, P 9 R.Dixon, WR 14 C.Latimer, WR 16 B.Fowler, S 20 J.Carter, RB 23 D.Booker, CB 27 B.Langley, RB 28 J.Charles, CB 29 B.Roby, S 34 W.Parks, ILB 41 J.Garcia-Williams, LS 42 C.Kreiter, ILB 45 K.Snyder, OLB 48 S.Barrett, G/C C. McGovern, T 68 E. Wilkinson G 73 A.Barbre, TE 82 J.Heuerman, TE 83 A.Derby, WR 84 I.McKenzie, OLB 91 K.Edebali, DE 92 Z.Kerr, DE 96 S.Harris. **DID NOT PLAY:** QB 13 T. Siemian. **INACTIVE:** QB 12 P.Lynch, RB 33 D.Henderson, CB 37 L.Doss, ILB 51 T.Davis, DE 57 D.Walker, T 71 D.Stephenson, WR 87 J.Taylor.

PHILADELPHIA EAGLES

OFFENSE		DEFENSE	
WR 17	A. Jeffery	DE 75	V. Curry
LT 72	H. Vaitai	DT 93	T. Jernigan
LG 61	S. Wisniewski	DT 91	F. Cox
C 62	J. Kelce	DE 55	B. Graham
RG 79	B. Brooks	OLB 95	M. Kendricks
RT 65	L. Johnson	MLB 59	J. Walker
TE 87	B. Celek	OLB 53	N. Bradham
TE 88	T. Burton	CB 31	J. Mills
WR 82	T. Smith	CB 21	P. Robinson
RB 38	K. Barner	S 23	R. McLeod
QB 11	C. Wentz	S 27	M. Jenkins

EAGLES SUBSTITUTIONS: K 4 J.Elliott, P 8 D.Jones, QB 9 N.Foles, WR 10 M.Hollins, WR 13 N.Agholor, WR 14 M.Johnson, S 24 C.Graham, S 26 J.Watkins, RB 28 W.Smallwood, RB 29 L.Blount, RB 30 C.Clement, CB 32 R.Douglas, CB 33 D.McDoughle, RB 36 J.Ajayi, LS 45 R.Lovato, DB 47 N.Gerry, LB 52 N.Goode, LB 54 K.Grugier-Hill, DE 56 C.Long, G 67 C.Warmack, G 73 I.Seumalo, DT 94 B.Allen, DE 96 D.Barnett, DT 97 D.Vaeao. **INACTIVE:** QB 7 N.Sudfeld, WR 18 S.Gibson, CB 41 R.Darby, DE 51 S.Means, OT 77 T.Hart, TE 86 Z.Ertz, DT 98 E.Qualls.

		1	2	3	4	OT	TOTAL	FIELD GOALS (made () & missed)
VISITOR	Denver Broncos	3	6	0	14	0	23	B. McManus (52) (53) (24)
HOME	Philadelphia Eagles	17	14	13	7	0	51	J. Elliott (45)

Team	Qtr	Clock Time	PLAY DESCRIPTION (Extra Point) (Drive Info)	SCORE	
				Visitor	Home
BRONCOS	1	10:35	B.McManus 52 yd. Field Goal (9-41, 4:25)	3	0
EAGLES	1	6:34	A.Jeffery 32 yd. pass from C.Wentz (J.Elliott kick) (7-75, 4:01)	3	7
EAGLES	1	1:53	J.Elliott 45 yd. Field Goal (6-29, 2:14)	3	10
EAGLES	1	0:53	C.Clement 15 yd. pass from C.Wentz (J.Elliott kick) (3-15, 0:51)	3	17
BRONCOS	2	11:05	B.McManus 53 yd. Field Goal (4-8, 1:00)	6	17
EAGLES	2	9:15	T.Burton 27 yd. pass from C.Wentz (J.Elliott kick) (6-75, 1:50)	6	24
BRONCOS	2	3:03	B.McManus 24 yd. Field Goal (12-69, 6:12)	9	24
EAGLES	2	1:20	J.Ajayi 46 yd. run (J.Elliott kick) (4-75, 1:43)	9	31
EAGLES	3	7:32	C.Clement 2 yd. run (J.Elliott kick) (13-77, 7:28)	9	38
EAGLES	3	3:00	A.Jeffery 4 yd. pass from C.Wentz (kick failed, wr) (3-11, 1:25)	9	44
BRONCOS	4	9:45	D. Thomas 1 yd. pass from B.Osweiler (B.McManus kick) (13-75, 8:15)	16	44
BRONCOS	4	8:09	B.Marshall 19 yd. fumble return (B.McManus kick)	23	44
EAGLES	4	4:44	C.Clement 4 yd. run (J.Elliott kick) (5-48, 3:25)	23	51



New England 41, Denver 16

Sunday, Nov. 12, 2017 • 6:32 p.m. MST • Sports Authority Field at Mile High • Denver

WEATHER: Partly Cloudy, 48°, Wind NE 5 mph • **TIME:** 3:00 • **ATTENDANCE:** 76,820

The Denver Broncos dropped their fifth consecutive game, 41-23, against the New England Patriots at Sports Authority Field at Mile High.

New England scored 24 points off a quartet of Denver special teams mistakes and the Broncos once again lost the turnover battle to match their longest losing streak in six years.

Denver struggled inside the red zone as well, going 1-for-3, while the visiting team went 4-for-6.

Patriots quarterback Tom Brady spread the ball around to nine different receivers, completing 25-of-34 passes (73.5%) for 266 yards with three touchdowns.

On the first drive of the game, the Broncos' defense forced a three-and-out only to have the ball end up back in New England's hands at the Denver 24-yard line after a muffed punt by rookie wide receiver Isaiah McKenzie.

Brady took advantage of the turnover and put the Patriots on the board first after a two-play drive resulting in a 14-yard touchdown pass to running back Rex Burkhead.

On the next drive, Broncos quarterback Brock Osweiler led Denver to the Patriots' 21-yard line but had to settle for a 39-yard field goal by kicker Brandon McManus.

On the ensuing kickoff, New England running back Dion Lewis found a clear path down the field and ran the ball back for a 103-yard touchdown and a 14-3 lead.

After the teams traded field goals, a blocked punt by New England put the Patriots inside Denver's 41-yard line. The visitors tacked on another field goal by Gostkowski to increase their lead to 20-6.

The Broncos capped their first-half scoring with a 36-yard field goal to close within 20-9.

New England regained possession with 2:36 remaining in the first half and with 31 seconds remaining on second-and-11, Brady found tight end David Allen in the end zone to for a touchdown and a 27-9 halftime lead.

Denver opened up the third quarter with a 13-play, 85-yard drive that was capped off by a 7-yard touchdown pass from Osweiler to wide receiver Demaryius Thomas to pull the Broncos within 27-16.

The Patriots answered back when Lewis found the end zone for the second time and rushed the ball in for an 8-yard touchdown.

On New England's next possession, a Broncos special-teams penalty on fourth down gave the Patriots a first down in Denver territory. Brady took advantage of the extended drive and finished it with a 6-yard touchdown pass to running back James White to put the visiting team up 41-16.

The win marked the first time in five decades the Patriots won back-to-back games in Denver.

OFFICIALS:

Referee — Walt Coleman (65); **Umpire** — Jeff Rice (44); **Head Linesman** — Derick Bowers (74); **Line Judge** — Kevin Codey (16); **Side Judge** — James Coleman (95); **Field Judge** — Scott Novak (1); **Back Judge** — Terrence Miles (111); **Replay** — Darryll Lewis

DENVER BRONCOS

OFFENSE		DEFENSE	
WR 88	D. Thomas	DE 95	D. Wolfe
LT 72	G. Bolles	NT 94	D. Peko Sr.
LG 76	M. Garcia	DE 99	A. Gotsis
C 61	M. Paradis	SLB 56	S. Ray
RG 65	R. Leary	WLB 58	V. Miller
RT 73	A. Barbre	ILB 54	B. Marshall
TE 85	V. Green	ILB 51	T. Davis
WR 10	E. Sanders	LCB 21	A. Talib
RB 22	C. Anderson	RCB 25	C. Harris Jr.
QB 17	B. Osweiler	SS 31	J. Simmons
TE 82	J. Heuerman	FS 26	D. Stewart

BRONCOS SUBSTITUTIONS: K 8 B.McManus, P 9 R.Dixon, WR 14 C.Latimer, WR 16 B.Fowler, S 20 J.Carter, RB 23 D.Booker, CB 27 B.Langley, RB 28 J.Charles, CB 29 B.Roby, FB 32 A.Janovich, S 34 W.Parks, ILB 41 J.Garcia-Williams, LS 42 C.Kreiter, OLB 48 S.Barrett, ILB 50 Z.Anderson, G/C 60 C.McGovern, T 68 E.Wilkinson, T 79] C.Kouandjio, TE 83 A.Derby, WR 84 I.McKenzie, OLB 91 K.Edebali.] DE 92 Z.Kerr, DE 96 S.Harris. **DID NOT PLAY:** QB 13 T. Siemian. **INACTIVE:** QB 12 P.Lynch, RB 33 D.Henderson, CB 37 L.Doss, LB 43 J. Jones, DE 57 D.Walker, T 71 D.Stephenson, WR 87 J.Taylor.

NEW ENGLAND PATRIOTS

OFFENSE		DEFENSE	
WR 14	B. Cooks	LE 93	L. Guy
LT 77	N. Solder	DT 97	A. Branch
LG 62	J. Thuney	DT 70	A. Butler
C 60	D. Andrews	RE 98	T. Flowers
RG 69	S. Mason	LB 53	K. Van Noy
RT 68	L. Waddle	LB 52	E. Roberts
TE 87	R. Gronkowski	LB 51	T. Reilly
WR 13	P. Dorsett	RCB 24	S. Gilmore
QB 12	T. Brady	LCB 21	M. Butler
RB 33	D. Lewis	S 37	J. Richards
RB 46	J. Develin	S 32	D. McCourty

PATRIOTS SUBSTITUTIONS: QB 2 B.Hoyer, K 3 S.Gostkowski, P 6 R.Allen, WR 18 M.Slater, S 23 P.Chung, RB 28 J.White, CB 29 J.Bademosi, DB 30 D.Harmon, DB 31 J.Jones, RB 34 R.Burkhead, DB 36 B.King, RB 38 B.Bolden, DB 43 N.Ebner, LB 45 D.Harris, TE 47 J.Hollister, LS 49 J.Cardona, LB 59 M.Flowers, OL 71 C.Fleming, G 75 T.Karras, WR 80 D.Amendola, TE 83 D.Allen, TE 88 M.Bennett, DL 91 D.Wise, NT 94 R.Jean Francois. **INACTIVE:** WR 15 C.Hogan, DB 25 E.Rowe, RB 35 M.Gillisle, DE 55 C.Marsh, OL 61M.Cannon, OL 74 C.Croston, DL 90 M.Brown.

		1	2	3	4	OT	TOTAL	FIELD GOALS (made () & missed)
VISITOR	New England Patriots	14	13	7	7	0	41	S. Gostkowski (25) (28)
HOME	Denver Broncos	6	3	7	0	0	16	B. McManus (39) (33) (36)

Team	Qtr	Clock Time	PLAY DESCRIPTION (Extra Point) (Drive Info)	SCORE	
				Visitor	Home
PATRIOTS	1	12:36	R.Burkhead 14 yd. pass from T.Brady (S.Gostkowski kick) (2-24, 0:46)	7	0
BRONCOS	1	8:39	B.McManus 39 yd. Field Goal (8-58, 3:57)	7	3
PATRIOTS	1	8:24	8:24 D.Lewis 103 yd. kickoff return (S.Gostkowski kick) (0-0, 0:15)	14	3
BRONCOS	1	5:18	B.McManus 33 yd. Field Goal (8-64, 3:06)	14	6
PATRIOTS	2	13:38	S.Gostkowski 25 yd. Field Goal (14-68, 6:40)	17	6
PATRIOTS	2	8:47	S.Gostkowski 28 yd. Field Goal (5-20, 1:51)	20	6
BRONCOS	2	2:36	B.McManus 36 yd. Field Goal (12-63, 6:11)	20	9
PATRIOTS	2	0:25	D.Allen 11 yd. pass from T.Brady (S.Gostkowski kick) (9-75, 2:11)	27	9
BRONCOS	3	7:54	D. Thomas 7 yd. pass from B.Osweiler (B.McManus kick) (13-75, 7:06)	27	16
PATRIOTS	3	4:36	D.Lewis 8 yd. run (S.Gostkowski kick) (7-75, 3:18)	34	16
PATRIOTS	4	9:04	J.White 6 yd. pass from T.Brady (S.Gostkowski kick) (16-94, 7:31)	41	16

FINAL INDIVIDUAL STATISTICS

New England Patriots											Denver Broncos						
RUSHING	ATT	YDS	AVG	LG	TD	RUSHING	ATT	YDS	AVG	LG	TD						
D. Lewis	14	55	3.9	9	1	C. Anderson	10	54	5.4	21	0						
R. Burkhead	10	36	3.6	8	0	J. Charles	8	38	4.8	11	0						
J. White	2	7	3.5	4	0	D. Booker	8	24	3.0	7	0						
B. Bolden	2	1	0.5	2	0	A. Janovich	1	3	3.0	3	0						
T. Brady	1	0	0.0	0	0	B. Osweiler	1	-1	-1.0	-1	0						
TOTAL	29	99	3.4	9	1	TOTAL	28	118	4.2	21	0						
PASSING	ATT	CMP	YDS	TKD/		PASSING	ATT	CMP	YDS	TKD/							
T. Brady	34	25	266	1/6	3	27	0	125.4	B. Osweiler	33	18	221	0/0	1	38	1	72.9
B. Hoyer	3	3	37	0/0	0	27	0	118.1	TOTAL	33	18	221	0/0	1	38	1	72.9
TOTAL	37	28	303	1/6	3	27	0	126.3	TOTAL	33	18	221	0/0	1	38	1	72.9
PASS RECEIVING	NO	YDS	AVG	LG	TD	PASS RECEIVING	NO	YDS	AVG	LG	TD						
B. Cooks	6	74	12.3	27	0	E. Sanders	6	137	22.8	38	0						
R. Gronkowski	4	74	18.5	26	0	D. Thomas	5	44	8.8	17	1						
D. Amendola	4	36	9.0	16	0	C. Latimer	3	28	9.3	11	0						
M. Bennett	3	38	12.7	27	0	D. Booker	1	5	5.0	5	0						
R. Burkhead	3	27	9.0	14	1	J. Heurman	1	4	4.0	4	0						
J. White	3	11	3.7	8	1	A. Derby	1	2	2.0	2	0						
P. Dorsett	2	16	8.0	11	0	C. Anderson	1	1	1.0	1	0						
J. Develin	2	16	8.0	10	0	TOTAL	18	221	12.3	38	1						
D. Allen	1	11	11.0	11	1	TOTAL	18	221	12.3	38	1						
TOTAL	28	303	10.8	27	3	TOTAL	18	221	12.3	38	1						
INTERCEPTIONS	NO	YDS	AVG	LG	TD	INTERCEPTIONS	NO	YDS	AVG	LG	TD						
P. Chung	1	30	30.0	30	0	TOTAL	0	0	0.0	—	0						
TOTAL	1	30	30.0	30	0	TOTAL	0	0	0.0	—	0						
PUNTING	NO	YDS	AVG	NET	TB	IN20	LG	PUNTING	NO	YDS	AVG	NET	TB	IN20	LG		
R. Allen	1	46	46.0	46.0	0	0	46	R. Dixon	2	95	47.5	31.7	0	1	49		
TOTAL	1	46	46.0	46.0	0	0	46	[BLOCKED]	1	0							
TOTAL	1	46	46.0	46.0	0	0	46	TOTAL	3	95	31.7	31.7	0	1	49		
PUNT RETURNS	NO	YDS	AVG	FC	LG	TD	PUNT RETURNS	NO	YDS	AVG	FC	LG	TD				
D. Amendola	0	0	0.0	2	0	0	I. McKenzie	1	0	0.0	0	0	0				
RETURNS	0	0	0.0	2	0	0	RETURNS	1	0	0.0	0	0	0				
KICKOFF RETURNS	NO	YDS	AVG	FC	LG	TD	KICKOFF RETURNS	NO	YDS	AVG	FC	LG	TD				
D. Lewis	1	103	103.0	0	103	1	D. Booker	5	107	21.4	0	28	0				
RETURNS	1	103	103.0	0	103	1	I. McKenzie	1	17	17.0	0	17	0				
							A. Janovich	1	10	10.0	0	10	0				
							RETURNS	7	134	19.1	0	28	0				
New England Patriots	Own					Opp.					Out						
FUMBLES	Fum	Lost	Rec.	Yds	TD	FF	Rec.	Yds	TD	Bnds	FUMBLES	Fum	Lost	Rec.	Yds	TD	Bnds
J. Hollister	0	0	0	0	0	0	1	0	0	0	I. McKenzie	1	1	0	0	0	0
TOTAL	0	0	0	0	0	0	1	0	0	0	TOTAL	1	1	0	0	0	0

FINAL TEAM STATISTICS

PATRIOTS											BRONCOS					
TOTAL FIRST DOWNS						28						17				
By Rushing						6						5				
By Passing						18						11				
By Penalty						4						1				
THIRD DOWN EFFICIENCY						4-11-36%						8-15-53%				
FOURTH DOWN EFFICIENCY						1-3-33%						0-0-0%				
TOTAL NET YARDS						396						339				
Total Offensive Plays (inc. times thrown passing)						67						61				
Average gain per offensive play						5.9						5.6				
NET YARDS RUSHING						99						118				
Total Rushing Plays						29						28				
Average gain per rushing play						3.4						4.2				
Tackles for a loss-number and yards						2-2						1-1				
NET YARDS PASSING						297						221				
Times thrown - yards lost attempting to pass						1-6						0-0				
Gross yards passing						303						221				
PASS ATTEMPTS-COMPLETIONS-HAD INTERCEPTED						37-28-0						33-18-1				
Avg gain per pass play (inc.# thrown passing)						7.8						6.7				
KICKOFFS Number-In End Zone-Touchbacks						8-3-1						5-5-4				
PUNTS Number and Average						1-46.0						3-31.7				
Had Blocked						0						1				
FGs - PATs Had Blocked						0-0						0-0				
Net Punting Average						46.0						31.7				
TOTAL RETURN YARDAGE (Not Including Kickoffs)						30						0				
No. and Yards Punt Returns						0-0						1-0				
No. and Yards Kickoff Returns						1-103						7-134				
No. and Yards Interception Returns						1-30						0-0				
PENALTIES Number and Yards						1-5						5-28				
FUMBLES Number and Lost						0-0						1-1				
TOUCHDOWNS						5						1				
Rushing						1						0				
Passing						3						1				
Kickoff Returns						1						0				
EXTRA POINTS Made-Attempts						5-5						1-1				
Kicking Made-Attempts						5-5						1-1				
FIELD GOALS Made-Attempts						2-2						3-3				
RED ZONE EFFICIENCY						4-6-67%						1-3-33%				
GOAL TO GO EFFICIENCY						0-1-0%						1-1-100%				
SAFETIES						0						0				
FINAL SCORE						41						16				
TIME OF POSSESSION						29:43						30:17				

BRONCOS DEFENSIVE STATISTICS

(Press Box Totals)																	
PLAYER	UT	A	TT	S-YDS	I-YDS	PD	FF	FR	PLAYER	UT	A	TT	S-YDS	I-YDS	PD	FF	FR
B. Marshall	7	3	10	0-0	0-0	0	0	0	S. Barrett	2	1	3	0-0	0-0	0	0	0
J. Simmons	6	4	10	1-6	0-0	0	0	0	Z. Kerr	1	2	3	0-0	0-0	0	0	0
D. Stewart	3	3	6	0-0	0-0	0	0	0	B. Roby	2	0	2	0-0	0-0	1	0	0
T. Davis	3	3	6	0-0	0-0	0	0	0	W. Parks	2	0	2	0-0	0-0	1	0	0
C. Harris Jr.	5	0	5	0-0	0-0	0	0	0	S. Harris	1	1	2	0-0	0-0	1	0	1
S. Ray	3	1	4	0-0	0-0	0	0	0	V. Miller	1	0	1	0-0	0-0	0	0	0
A. Gotsis	2	2	4	0-0	0-0	0	0	0	D. Peko Sr.	1	0	1	0-0	0-0	0	0	0
D. Wolfe	0	4	4	0-0	0-0	0	0	0	TEAM TOTALS	39	24	63	1-6	0-0	3	0	0



Cincinnati 20, Denver 17

Sunday, Nov. 19, 2017 • 2:25 p.m. MST • Sports Authority Field at Mile High • Denver

WEATHER: Mostly Cloudy, 60°, Wind N 7 mph • **TIME:** 3:04 • **ATTENDANCE:** 75,707

The Denver Broncos matched their longest losing streak (six games) in 27 years after losing to the Cincinnati Bengals by a score of 20-17 at Sports Authority Field at Mile High.

The Broncos out-gained the Bengals 341-190, but two take-aways by Cincinnati—a 101-yard interception return by cornerback Dre Kirkpatrick and a fumble recovery by safety Shawn Williams—netted 13 points for the visiting team.

Cincinnati quarterback Andy Dalton completed 15-of-25 (60.0%) passes for just 154 yards, but his three touchdowns helped the Bengals end their two-game losing streak to the Broncos.

After Denver blocked a punt in Bengals territory, Denver quarterback Brock Osweiler drove the offense near the goal line before being intercepted by Kirkpatrick in the end zone.

Kirkpatrick took the interception 101 yards the other way but fumbled before crossing the goal line.

Cincinnati still capitalized on the turnover with a touchdown pass from Dalton to tight end Tyler Kroft from one yard out. Kicker Randy Bullock missed the extra point attempt, putting the Bengals up 6-0.

Denver responded with a 14-play, 75-yard drive that resulted in a 3-yard touchdown rush by running back C.J. Anderson to go up 7-6.

On the ensuing drive, on third-and 4 on the Broncos' 29-yard line, Dalton passed the ball deep to wide receiver Alex Erickson for a touchdown and a 13-7 lead.

Denver had a chance to tack on three more points before half-time but kicker Brandon McManus' 61-yard field goal attempt was blocked as time expired in the first half.

The Broncos cut the Bengals' lead to three, 13-10, in the third quarter after McManus connected on a 45-yard field goal.

At the start of the fourth quarter, the Broncos were executing a promising scoring drive before Anderson fumbled the ball, forced by linebacker Vontaze Burfict and recovered by Williams at Denver's 44-yard line.

Dalton again made the most of the turnover, throwing a 17-yard touchdown pass to wide receiver A.J. Green to put Cincinnati up 20-10.

On the next possession, Denver's offense answered back with a 75-play scoring drive. The Broncos pulled within 20-17 on Osweiler's 17-yard touchdown pass to wide receiver Demaryius Thomas with 5:05 remaining.

Denver stopped Cincinnati on the next series and took over at its own 20-yard line following the two-minute warning.

A sack by Bengals defensive end Carlos Dunlap on second down put Denver behind the sticks. Osweiler's short pass to wide receiver Emmanuel Sanders on fourth down fell incomplete and sealed the Bengals' first win in Denver since 1975.

OFFICIALS:

Referee — Craig Wroldstad (4); **Umpire** — Barry Anderson (20); **Head Linesman** — Mark Hittner (28); **Line Judge** — Julian Mapp (10); **Side Judge** — Jeff Lamberth (21); **Field Judge** — Steve Zimmer (33); **Back Judge** — Lee Dyer (27); **Replay** — Larry Nemmers

DENVER BRONCOS

OFFENSE		DEFENSE	
TE	86 A. Traylor	DE	95 D. Wolfe
WR	88 D. Thomas	NT	94 D. Peko Sr.
LT	72 G. Bolles	CB	29 B. Roby
LG	76 M. Garcia	SLB	56 S. Ray
C	61 M. Paradis	WLB	58 V. Miller
RG	65 R. Leary	ILB	54 B. Marshall
RT	73 A. Barbre	ILB	51 T. Davis
TE	85 V. Green	LCB	21 A. Talib
RB	22 C. Anderson	RCB	25 C. Harris Jr.
QB	17 B. Osweiler	SS	31 J. Simmons
FB	32 A. Janovich	FS	26 D. Stewart

BRONCOS SUBSTITUTIONS: K 8 B.McManus, P 9 R.Dixon, WR 10 E.Sanders, WR 14 C.Latimer, WR 16 B.Fowler, S 20 J.Carter, RB 23 D.Booker, CB 27 B.Langley, RB 28 J.Charles, S 34 W.Parks, ILB 41 J.Garcia-Williams, LS 42 C.Kreiter, LB 43 J.Jones, OLB 48 S.Barrett, ILB 50 Z.Anderson, LB 53 D.Mount, G/C 60 C.McGovern, T 68 E.Wilkinson, WR 87 J.Taylor, DE 92 Z.Kerr, DE 96 S.Harris, DE 99 A.Gotsis. **DID NOT PLAY:** QB 12 P.Lynch, T 71 D.Stephenson. **INACTIVE:** QB 13 T.Siemian, RB 33 D.Henderson, CB 37 L.Doss, DE 57 D.Walker, T 79 C.Kouandjio, TE 82 J.Heuerman, WR 84 I.McKenzie.

CINCINNATI BENGALS

OFFENSE		DEFENSE	
WR	18 A. Green	LDE	96 C. Dunlap
LT	70 C. Ogbuehi	NT	99 A. Billings
LG	65 C. Boling	DT	97 G. Atkins
C	61 R. Bodine	RDE	90 M. Johnson
RG	66 T. Hopkins	SLB	59 N. Vigil
RT	71 A. Smith	MLB	57 V. Rey
TE	81 T. Kroft	WLB	55 V. Burfict
WR	80 J. Malone	LCB	27 D. Kirkpatrick
WR	11 B. LaFell	RCB	21 D. Dennard
QB	14 A. Dalton	SS	36 S. Williams
HB	28 J. Mixon	FS	43 G. Iloka

BENGALS SUBSTITUTIONS: K 4 R.Bullock, P 10 K.Huber, WR 12 A.Erickson, WR 16 C.Core, CB 20 K.Russell, RB 23 B.Hill, HB 25 G.Bernard, CB 26 J.Shaw, DB 40 B.Wilson, S 42 C.Fejedelem, LS 46 C.Harris, LB 50 J.Evans, LB 56 H.Nickerson, LB 58 C.Lawson, C 60 T.Johnson, T 73 E.Winston, DE 75 J.Willis, H-B 82 C.Carter, WR 83 T.Boyd, TE 87 C.Uzomah, H-B 89 R.Hewitt, DE 94 C.Smith, DT 98 R.Glasgow. **DID NOT PLAY:** QB 5 A.McCarron. **INACTIVE:** WR 15 J.Ross, CB 22 W.Jackson, CB 24 A.Jones, LB 51 K.Minter, G 62 A.Redmond, G 63 C.Westerman, DT 68 J.Tupou.

		1	2	3	4	OT	TOTAL	FIELD GOALS (made () & missed)
VISITOR	Cincinnati Bengals	6	7	0	7	0	20	
HOME	Denver Broncos	7	0	3	7	0	17	B. McManus 61B (45)

Team	Qtr	Clock Time	PLAY DESCRIPTION (Extra Point) (Drive Info)	SCORE	
				Visitor	Home
BENGALS	1	7:06	T.Kroft 1 yd. pass from A.Dalton (kick failed, wl) (3-1, 1:17)	6	0
BRONCOS	1	0:41	C.Anderson 3 yd. run (B.McManus kick) (14-75, 6:25)	6	7
BENGALS	2	12:55	A.Erickson 29 yd. pass from A.Dalton (R.Bullock kick) (7-75, 2:46)	13	7
BRONCOS	3	4:54	B.McManus 45 yd. Field Goal (7-17, 2:14)	13	10
BENGALS	4	8:56	A.Green 18 yd. pass from A.Dalton (R.Bullock kick) (6-44, 3:17)	20	10
BRONCOS	4	5:05	D.Thomas 17 yd. pass from B.Osweiler (B.McManus kick) (10-75, 3:51)	20	17

FINAL INDIVIDUAL STATISTICS

Cincinnati Bengals											Denver Broncos							
RUSHING	ATT	YDS	AVG	LG	TD	RUSHING	ATT	YDS	AVG	LG	TD							
J. Mixon	20	49	2.5	8	0	D. Booker	14	44	3.1	8	0							
A. Dalton	3	4	1.3	6	0	C. Anderson	13	37	2.8	7	1							
G. Bernard	3	-4	-1.3	4	0	B. Osweiler	4	24	6.0	12	0							
						J. Charles	3	7	2.3	3	0							
TOTAL	26	49	1.9	8	0	TOTAL	34	112	3.3	12	1							
PASSING	ATT	CMP	YDS	YD	TD	LG	IN	Rtg.	PASSING	ATT	CMP	YDS	YD	TD	LG	IN	Rtg.	
A. Dalton	25	15	154	2/13	3	29	0	117.3	B. Osweiler	42	23	254	3/25	1	21	1	70.9	
TOTAL	25	15	154	2/13	3	29	0	117.3	TOTAL	42	23	254	3/25	1	21	1	70.9	
PASS RECEIVING	NO	YDS	AVG	LG	TD	PASS RECEIVING	NO	YDS	AVG	LG	TD							
A. Green	4	50	12.5	18	1	D. Thomas	5	64	12.8	17	1							
B. LaFell	3	37	12.3	29	0	D. Booker	5	54	10.8	21	0							
A. Erickson	2	42	21.0	29	1	A. Traylor	4	36	9.0	13	0							
T. Croft	2	12	6.0	11	1	C. Anderson	2	19	9.5	13	0							
J. Mixon	2	0	0.0	1	0	E. Sanders	2	15	7.5	10	0							
G. Bernard	1	8	8.0	8	0	V. Green	2	13	6.5	8	0							
T. Boyd	1	5	5.0	5	0	C. Latimer	1	21	21.0	21	0							
						B.Fowler	1	18	18.0	18	0							
						J. Taylor	1	14	14.0	14	0							
TOTAL	15	154	10.3	29	3	TOTAL	23	254	11.0	21	1							
INTERCEPTIONS	NO	YDS	AVG	LG	TD	INTERCEPTIONS	NO	YDS	AVG	LG	TD							
D. Kirkpatrick	1	101	101.0	101	0													
TOTAL	1	101	101.0	101	0	TOTAL	0	0	0.0	—	0							
PUNTING	NO	YDS	AVG	NET	TB	IN20	LG	PUNTING	NO	YDS	AVG	NET	TB	IN20	LG			
K. Huber	7	318	45.4	35.6	1	2	58	R. Dixon	5	222	44.4	43.6	0	4	46			
[BLOCKED]	1	0		0.0	0	0	0											
TOTAL	8	318	39.8	35.6	1	2	58	TOTAL	5	222	44.4	43.6	0	4	46			
PUNT RETURNS	NO	YDS	AVG	FC	LG	TD	PUNT RETURNS	NO	YDS	AVG	FC	LG	TD					
A. Erickson	1	4	4.0	3	4	0	E. Sanders	2	-2	-1.0	0	3	0					
							J. Taylor	1	15	15.0	2	15	0					
RETURNS	1	4	4.0	3	4	0	RETURNS	3	13	4.3	2	15	0					
KICKOFF RETURNS	NO	YDS	AVG	FC	LG	TD	KICKOFF RETURNS	NO	YDS	AVG	FC	LG	TD					
RETURNS	0	0	0.0	0	—	0	RETURNS	0	0	0.0	0	—	0					
Cincinnati Bengals	Own						Opp.						Out					
FUMBLES	Fum	Lost	Rec.	Yds	TD	FF	Rec.	Yds	TD	Bnds	FUMBLES	Fum	Lost	Rec.	Yds	TD	Bnds	
A. Erickson	1	0	1	0	0	0	0	0	0	0	A. Erickson	1	1	0	0	0	0	
D. Kirkpatrick	1	0	1	0	0	0	0	0	0	0	A. Talib	0	0	0	0	0	0	
V. Burfitt	0	0	0	0	0	1	0	0	0	0								
S. Williams	0	0	0	0	0	0	1	0	0	0								
TOTAL	2	0	2	0	0	1	1	0	0	0	TOTAL	1	1	0	0	0	0	

FINAL TEAM STATISTICS

BENGALS											BRONCOS						
TOTAL FIRST DOWNS	12											20					
By Rushing	1											5					
By Passing	9											15					
By Penalty	2											0					
THIRD DOWN EFFICIENCY	7-15-47%											12-21-57%					
FOURTH DOWN EFFICIENCY	0-0-0%											1-2-50%					
TOTAL NET YARDS	190											341					
Total Offensive Plays (inc. times thrown passing)	53											79					
Average gain per offensive play	3.6											4.3					
NET YARDS RUSHING	49											112					
Total Rushing Plays	26											34					
Average gain per rushing play	1.9											3.3					
Tackles for a loss-number and yards	6-14											3-6					
NET YARDS PASSING	141											229					
Times thrown - yards lost attempting to pass	2-13											3-25					
Gross yards passing	154											254					
PASS ATTEMPTS-COMPLETIONS-HAD INTERCEPTED	25-15-0											42-23-1					
Avg gain per pass play (inc.# thrown passing)	5.2											5.1					
KICKOFFS Number-In End Zone-Touchbacks	4-4-4											4-4-4					
PUNTS Number and Average	8-39.8											5-44.4					
Had Blocked	1											0					
FGs - PATs Had Blocked	0-0											1-0					
Net Punting Average	35.6											43.6					
TOTAL RETURN YARDAGE (Not Including Kickoffs)	105											13					
No. and Yards Punt Returns	1-4											3-13					
No. and Yards Kickoff Returns	0-0											0-0					
No. and Yards Interception Returns	1-101											0-0					
PENALTIES Number and Yards	3-14											5-50					
FUMBLES Number and Lost	2-0											1-1					
TOUCHDOWNS	3											2					
Rushing	0											1					
Passing	3											1					
EXTRA POINTS Made-Attempts	2-3											2-2					
Kicking Made-Attempts	2-3											2-2					
FIELD GOALS Made-Attempts	0-0											1-2					
RED ZONE EFFICIENCY	2-2-100%											2-3-67%					
GOAL TO GO EFFICIENCY	1-1-100%											1-1-100%					
SAFETIES	0											0					
FINAL SCORE	20											17					
TIME OF POSSESSION	24:49											35:11					

BRONCOS DEFENSIVE STATISTICS

(Press Box Totals)																	
PLAYER	UT	A	TT	S-YDS	I-YDS	PD	FF	FR	PLAYER	UT	A	TT	S-YDS	I-YDS	PD	FF	FR
D. Peko Sr.	5	1	6	0-0	0-0	0	0	0	V. Miller	2	0	2	0-0	0-0	1	0	0
D. Wolfe	5	0	5	1-5	0-0	0	0	0	A. Gotsis	1	1	2	0-0	0-0	2	0	0
J. Simmons	5	0	5	0-0	0-0	0	0	0	S. Barrett	1	0	1	0-0	0-0	0	0	0
T. Davis	3	2	5	0-0	0-0	0	0	0	S. Harris	1	0	1	0-0	0-0	0	0	0
A. Talib	4	0	4	0-0	0-0	1	1	0	D. Stewart	1	0	1	0-0	0-0	0	0	0
B. Marshall	3	0	3	0-0	0-0	0	0	0	C. Harris Jr.	1	0	1	0-0	0-0	0	0	0
W. Parks	1	2	3	0-0	0-0	0	0	0	B. Roby	0	1	1	0-0	0-0	1	0	0
S. Ray	2	0	2	1-8	0-0	0	0	0	TEAM TOTALS	35	7	42	2-13	0-0	5	1	0



Oakland 21, Denver 14

Sunday, Nov. 26, 2017 • 1:25 p.m. PST • Oakland-Alameda County Coliseum • Oakland, Calif.

WEATHER: Cloudy, 61°, Wind S 13 mph • **TIME:** 3:09 • **ATTENDANCE:** 53,930

The Denver Broncos lost their seventh consecutive game with a 21-14 loss to the Oakland Raiders at Oakland-Alameda Coliseum to match their longest losing streak in 50 years.

Quarterback Paxton Lynch made his first start of the season but was unable to get the Broncos' offense going. Denver totaled just 66 yards of offense through three quarters while the Broncos fell behind by three touchdowns.

After Lynch injured his ankle late in the third quarter, Trevor Siemian entered the game and led the Broncos on a pair of touchdown drives to nearly bring Denver back.

The game got off to a contentious start three minutes into action after three players were ejected during an altercation. Broncos cornerback Aqib Talib was disqualified from the game along with Raiders wide receiver Michael Crabtree and guard Gabe Jackson.

With the game still scoreless late in the first quarter, Denver outside linebacker Shaquill Barrett recovered his own strip-sack of Oakland quarterback Derek Carr at the Raiders' 24-yard line.

For the second consecutive week, the Broncos failed to capitalize on a takeaway in opponent territory by throwing an interception in the end zone. The interception by Raiders linebacker NaVorro Bowman was Oakland's first of the season.

The Raiders took advantage of the turnover with an 8-play, 80-yard drive that ended in a 9-yard touchdown pass from Carr to wide receiver Amari Cooper. The scoring pass was thrown against Talib's replacement, rookie cornerback Brendan Langley.

A Broncos three-and-out gave Oakland the ball near midfield on its next possession. A controversial unnecessary roughness penalty on Denver safety Darian Stewart put the Raiders in scoring position on the 11-yard line.

On third down, Oakland running back Marshawn Lynch found a gap and ran for a 1-yard touchdown to give the Raiders a 14-0 lead at the half.

On its first drive of the third quarter, Oakland tacked on another touchdown when Carr found running back Jalen Richard in the end zone for a 6-yard touchdown pass.

On the ensuing drive, Siemian took over for the injured Lynch. After a three-and-out on his first possession, he led touchdown drives of 93 and 75 yards, tossing scoring passes to wide receivers Cody Latimer (25 yds.) and Bennie Fowler (22 yds.).

With 2:39 remaining in the game and a pair of timeouts remaining, the Broncos kicked off deep to Oakland in hopes of getting the ball back for their offense.

Denver stopped Oakland on consecutive runs before Carr's desperation heave on third-and-9 landed in the arms of wide receiver Cordarrelle Patterson, who sealed the victory for the Raiders with a 54-yard gain.

OFFICIALS:

Referee — Walt Anderson (66); **Umpire** — Carl Paganelli (124); **Head Linesman** — Jerod Phillips (6); **Line Judge** — Byron Boston (18); **Side Judge** — Laird Hayes (125); **Field Judge** — John Jenkins (117); **Back Judge** — Gregory Wilson (119); **Replay** — Billy Smith

DENVER BRONCOS

OFFENSE		DEFENSE	
TE	85 V. Green	DE	95 D. Wolfe
WR	88 D. Thomas	DE	94 D. Peko Sr.
LT	72 G. Bolles	SLB	48 S. Barrett
LG	76 M. Garcia	WLB	58 V. Miller
C	61 M. Paradis	ILB	54 B. Marshall
RG	65 R. Leary	ILB	51 T. Davis
RT	73 A. Barbre	DB	29 B. Roby
WR	10 E. Sanders	LCB	21 A. Talib
RB	22 C. Anderson	RCB	25 C. Harris Jr.
QB	12 P. Lynch	SS	31 J. Simmons
FB	32 A. Janovich	FS	26 D. Stewart

BRONCOS SUBSTITUTIONS: K 8 B.McManus, P 9 R.Dixon, QB 13 T.Siemian, WR 14 C.Latimer, WR 16 B.Fowler, S 20 J.Carter, RB 23 D.Booker, CB 27 B.Langley, RB 28 J.Charles, S 34 W.Parks, ILB 41 J.Garcia-Williams, LS 42 C.Kreiter, LB 43 J.Jones, ILB 50 Z.Anderson, LB 53 D.Mount, OLB 56 S.Ray, G/C 60 C.McGovern, T 68 E.Wilkinson, TE 86 A.Traylor, WR 87 J.Taylor, DE 92 Z.Kerr, DE 96 S.Harris, DE 99 A.Gotsis. **DID NOT PLAY:** T 71 D.Stephenson. **INACTIVE:** QB 17 B.Osweller, RB 33 D.Henderson, DE 57 D.Walker, T 79 C.Kouandjio, TE 82 J.Heurman, WR 84 I.McKenzie, DT 90 K.Peko.

OAKLAND RAIDERS

OFFENSE		DEFENSE	
WR	15 M. Crabtree	DE	97 M. Edwards
LT	72 D. Penn	DT	94 E. Vanderdoes
LG	70 K. Osemele	NT	78 J. Ellis
C	61 R. Hudson	DE	52 K. Mack
RG	66 G. Jackson	SLB	51 B. Irvin
RT	73 M. Newhouse	MLB	53 N. Bowman
TE	87 J. Cook	WLB	57 C. James
WR	89 A. Cooper	LCB	21 S. Smith
QB	4 D. Carr	RCB	38 T. Carrie
RB	24 M. Lynch	FS	27 R. Nelson
WR	10 S. Roberts	SS	42 K. Joseph

RAIDERS SUBSTITUTIONS: K 2 G.Tavecchio, P 7 M.King, WR 16 J.Holton, S 20 O.Melifonwu, CB 23 D.McDonald, S 26 S.Luani, RB 30 J.Richard, RB 33 D.Washington, DB 39 K.McGill, S 41 E.Harris, LB/DE 47 J.Cowser, FB/RB 49 J.Olawale, LB 50 N.Morrow, LB 55 M.Lee, LB 56 X.Woodson-Luster, LS 59 J.Condo, G/T 74 V.Alexander, G/C 76 J.Feliciano, WR 84 C.Patterson, TE 86 L.Smith, TE 88 C.Walford, DT 90 T.Hester, DL 96 D.Autry. **DID NOT PLAY:** QB 3 E.Manuel. **INACTIVE:** QB 18 C.Cook, CB 29 D.Amerson, T 69 J.Ware, T 71 D.Sharpe, DT 75 D.Latham, LB 91 S.Calhoun, DE 95 J.Ward.

		1	2	3	4	OT	TOTAL	FIELD GOALS (made () & missed)
VISITOR	Denver Broncos	0	0	0	14	0	14	
HOME	Oakland Raiders	0	14	7	0	0	21	

Team	Qtr	Clock Time	PLAY DESCRIPTION (Extra Point) (Drive Info)	SCORE	
				Visitor	Home
RAIDERS	2	8:45	A.Cooper 9 yd. pass from D.Carr (G.Tavecchio kick) (8-80, 5:21)	0	7
RAIDERS	2	2:49	M.Lynch 1 yd. run (G.Tavecchio kick) (8-52, 4:00)	0	14
RAIDERS	3	6:22	J.Richard 6 yd. pass from D.Carr (G.Tavecchio kick) (7-66, 4:46)	0	21
BRONCOS	4	10:21	C.Latimer 25 yd. pass from T.Siemian (B.McManus kick) (10-93, 3:48)	7	21
BRONCOS	4	2:39	B.Fowler 22 yd. pass from T.Siemian (B.McManus kick) (12-75, 3:07)	14	21



Miami 35, Denver 9

Sunday, Dec. 3, 2017 • 1:02 p.m. EST • Hard Rock Stadium • Miami Gardens, Fla.

WEATHER: Cloudy, 80°, Wind NE 11 mph • **TIME:** 3:20 • **ATTENDANCE:** 65,092

The Denver Broncos were defeated by the Miami Dolphins, 35-9, at Hard Rock Stadium to mark their eighth loss in a row.

Three turnovers, a blocked punt and two safeties were too much for the Broncos to overcome as they fell to 3-9 on the season.

Denver's defense totaled a season-high three takeaways and scored the team's only touchdown of the day with a 65-yard interception return for a touchdown by safety Justin Simmons.

After a tight first quarter, the Dolphins scored 14 points in a seven-second span to seize control of the game.

The first quarter remained scoreless until just under the five minute mark when Broncos center Matt Paradis snapped the ball above quarterback Trevor Siemian's head inside the goal line, causing Siemian to fumble and allow the Dolphins to take a 2-0 lead on a safety.

After forcing a three-and-out, the Broncos' next drive resulted in a 31-yard field goal by kicker Brandon McManus to give Denver a brief 3-2 lead.

Miami responded with a 9-play, 75-yard scoring drive that was capped by a 9-yard touchdown pass from Dolphins quarterback Jay Cutler to tight end Julius Thomas.

On the next play from scrimmage, Siemian's pass intended for wide receiver Demaryius Thomas was intercepted by Miami cornerback Xavien Howard and returned 30 yards for a touchdown, making the score 16-3 at the half.

The Dolphins continued their scoring streak at the start of the third quarter with a 37-yard field goal by kicker Cody Parkey.

On following possession, the Broncos' punt on fourth-and-19 was blocked by defensive end Terrence Fede and recovered by safety Michael Thomas to put Miami in scoring position inside Denver's 35-yard line.

Denver answered back when cornerback Bradley Roby forced and recovered a fumble by Dolphins wide receiver Kenny Stills.

After another Denver three-and-out, Miami had the ball near mid-field when Cutler's third-down pass was intercepted by Simmons and returned 65 yards for a touchdown.

Denver attempted a two-point conversion to pull within one score but Siemian's pass fell incomplete and Miami remained on top 19-9.

The Dolphins scored touchdowns on their next two possessions—a 42-yard touchdown run from running back Kenyan Drake and a 23-yard touchdown reception from wide receiver Kenny Stills following another Broncos interception.

Miami capped its scoring after Broncos wide receiver Isaiah McKenzie fumbled the ball in the end zone for the second safety of the game. With the 35-9 win, Miami improved to 8-1 all-time against Denver at home.

OFFICIALS:

Referee — Carl Cheffers (51); **Umpire** — Clay Martin (19); **Head Linesman** — Thomas Symonette (100); **Line Judge** — Kent Payne (79); **Side Judge** — Brad Freeman (88); **Field Judge** — Mearl Robinson (31); **Back Judge** — Jim Quirk (5); **Replay** — Charles Stewart

DENVER BRONCOS

OFFENSE		DEFENSE	
WR 88	D. Thomas	DE 96	S. Harris
LT 72	G. Bolles	DE 99	A. Gotsis
LG 76	M. Garcia	SLB 56	S. Ray
C 61	M. Paradis	WLB 58	V. Miller
RG 60	C. McGovern	ILB 51	T. Davis
RT 71	D. Stephenson	ILB 54	B. Marshall
TE 85	V. Green	LCB 29	B. Roby
WR 10	E. Sanders	RCB 25	C. Harris Jr.
RB 22	C. Anderson	DB 34	W. Parks
QB 13	T. Siemian	FS 26	D. Stewart
WR 14	C. Latimer	SS 31	J. Simmons

BRONCOS SUBSTITUTIONS: K 8 B.McManus, P 9 R.Dixon, WR 16 B.Fowler, S 20 J.Carter, RB 23 D.Booker, CB 27 B.Langley, RB 28 J.Charles, FB 32 A.Janovich, CB 38 M.Rios, ILB 41 J.Garcia-Williams, LS 42 C.Kreiter, ILB 43 J.Jones, OLB 48 S.Barrett, ILB 50 Z.Anderson, OLB 53 D.Mount, DE 57 D.Walker, T 68 E.Wilkinson, G 73 A.Barbre, TE 82 J.Heurman, WR 84 I.McKenzie, TE 86 A.Traylor, NT 90 K.Peko, DE 92 Z.Kerr. **DID NOT PLAY:** QB 17 B. Osweiler. **INACTIVE:** QB 12 P.Lynch, RB 33 D.Henderson, G 65 R.Leary, T 79 C.Kouandjio, WR 87 J.Taylor, NT 94 D.Peko, DE 95 D.Wolfe.

MIAMI DOLPHINS

OFFENSE		DEFENSE	
WR 10	K. Stills	DE 50	A. Branch
LT 67	L. Tunsil	DT 93	N. Suh
LG 62	T. Larsen	DT 97	J. Phillips
C 51	M. Pouncey	DE 91	C. Wake
RG 77	J. Davis	LB 47	K. Alonso
RT 79	S. Young	LB 94	L. Timmons
TE 89	J. Thomas	DB 28	B. McCain
QB 6	J. Cutler	CB 30	C. Tankersley
RB 32	K. Drake	CB 25	X. Howard
WR 14	J. Landry	S 20	R. Jones
WR 11	D. Parker	S 22	T. McDonald

DOLPHINS SUBSTITUTIONS: K 1 C.Parkey, QB 9 D.Fales, P 16 M.Haack, WR 19 J.Grant, CB/S 21 J.Lucas, S 31 M.Thomas, RB 34 S.Perry, CB/S 35 W.Aikens, RB 38 D.Smith, CB 42 A.Verner, LB 44 S.Anthony, LB 45 M.Hull, LB 46 N.Hewitt, TE 48 M.Gray, LB 59 C.Allen, C 64 J.Brendel, T 71 Z.Sterup, DE 75 C.Malveaux, DE 78 T.Fede, TE 80 A.Fasano, WR 88 L.Carroo, DE 90 C.Harris, LS 92 J.Denney, DT 96 V.Taylor. **INACTIVE:** QB 8 M.Moore, RB 26 D.Williams, CB 33 T.McTyer, DT 56 D.Godchaux, G 68 I.Asiata, G/T 74 J.Bushrod, TE 85 A.Derby.

		1	2	3	4	OT	TOTAL	FIELD GOALS (made () & missed)
VISITOR	Denver Broncos	0	3	6	0	0	9	B. McManus (31)
HOME	Miami Dolphins	2	14	10	9	0	35	C. Parkey (37)

Team	Qtr	Clock Time	PLAY DESCRIPTION (Extra Point) (Drive Info)	SCORE	
				Visitor	Home
DOLPHINS	1	3:07	M.Paradis fumble out of bounds in end zone for a Safety	0	2
BRONCOS	2	13:28	B.McManus 31 yd. Field Goal (7-67, 2:57)	3	2
DOLPHINS	2	9:39	J.Thomas 9 yd. pass from J.Cutler (C.Parkey kick) (9-75, 3:49)	3	9
DOLPHINS	2	9:32	X.Howard 30 yd. interception return (C.Parkey kick)	3	16
DOLPHINS	3	10:32	C.Parkey 37 yd. Field Goal (5-28, 2:45)	3	19
BRONCOS	3	4:56	J.Simmons 65 yd. interception return (pass failed)	9	19
DOLPHINS	3	2:54	K.Drake 42 yd. run (C.Parkey kick) (4-61, 2:02)	9	26
DOLPHINS	4	10:21	K.Stills 23 yd. pass from J.Cutler (C.Parkey kick) (1-23, 0:06)	9	33
DOLPHINS	4	8:49	I.McKenzie tackled in end zone by S.Perry for a Safety	9	35

FINAL INDIVIDUAL STATISTICS

Miami Dolphins										Denver Broncos																			
RUSHING										RUSHING																			
	ATT	YDS	AVG	LG	TD		ATT	YDS	AVG	LG	TD		ATT	YDS	AVG	LG	TD		ATT	YDS	AVG	LG	TD						
K. Drake	23	120	5.2	42	1	C. Anderson	15	67	4.5	14	0	T. Siemian	3	16	5.3	15	0	J. Charles	3	12	4.0	8	0	D. Booker	2	8	4.0	5	0
S. Perry	5	22	4.4	12	0	J. Charles	3	12	4.0	8	0	D. Booker	2	8	4.0	5	0	TOTAL	30	145	4.8	42	1	TOTAL	23	103	4.5	15	0
J. Grant	1	2	2.0	2	0	TOTAL	41	19	200	3/33	0	36	3	30.5															
J. Cutler	1	1	1.0	1	0																								
TOTAL	30	145	4.8	42	1																								
PASSING										PASSING																			
	ATT	CMP	YDS	TKD/YD	TD	LG	IN	Rtg.		ATT	CMP	YDS	TKD/YD	TD	LG	IN	Rtg.		ATT	CMP	YDS	TKD/YD	TD	LG	IN	Rtg.			
J. Cutler	31	18	235	2/13	2	29	2	76.7	T. Siemian	41	19	200	3/33	0	36	3	30.5												
D. Fales	1	0	0	0/0	0	0	0	39.6	TOTAL	41	19	200	3/33	0	36	3	30.5												
TOTAL	32	18	235	2/13	2	29	2	76.7																					
PASS RECEIVING										PASS RECEIVING																			
	NO	YDS	AVG	LG	TD		NO	YDS	AVG	LG	TD		NO	YDS	AVG	LG	TD		NO	YDS	AVG	LG	TD						
K. Stills	5	98	19.6	23	1	J. Charles	5	39	7.8	20	0	C. Anderson	4	43	10.8	25	0	D. Thomas	2	27	13.5	20	0						
J. Landry	5	62	12.4	25	0	C. Anderson	4	43	10.8	25	0	A. Traylor	2	16	8.0	10	0	E. Sanders	2	11	5.5	6	0						
K. Drake	3	21	7.0	13	0	D. Thomas	2	27	13.5	20	0	V. Green	1	36	36.0	36	0	B. Fowler	1	23	23.0	23	0						
J. Thomas	3	20	6.7	9	1	A. Traylor	2	16	8.0	10	0	C. Latimer	1	5	5.0	5	0	D. Booker	1	0	0.0	0	0						
A. Fasano	1	29	29.0	29	0	E. Sanders	2	11	5.5	6	0	TOTAL	19	200	10.5	36	0												
D. Parker	1	5	5.0	5	0	V. Green	1	36	36.0	36	0																		
TOTAL	18	235	13.1	29	2	TOTAL	19	200	10.5	36	0																		
INTERCEPTIONS										INTERCEPTIONS																			
	NO	YDS	AVG	LG	TD		NO	YDS	AVG	LG	TD		NO	YDS	AVG	LG	TD		NO	YDS	AVG	LG	TD						
X. Howard	2	42	21.0	30	1	J. Simmons	1	65	65.0	65	1	C. Harris Jr.	1	13	13.0	13	0												
T. McDonald	1	7	7.0	7	0	C. Harris Jr.	1	13	13.0	13	0	TOTAL	2	78	39.0	65	1												
TOTAL	3	49	16.3	30	1	TOTAL	2	78	39.0	65	1																		
PUNTING										PUNTING																			
	NO	YDS	AVG	NET	TB	IN20	LG		NO	YDS	AVG	NET	TB	IN20	LG		NO	YDS	AVG	NET	TB	IN20	LG						
M. Haack	9	386	42.9	41.0	1	7	56	R. Dixon	7	340	48.6	35.5	0	2	58	[BLOCKED]	1	0	0.0	0	0	0							
TOTAL	9	386	42.9	41.0	1	7	56	TOTAL	8	340	42.5	35.5	0	2	58														
PUNT RETURNS										PUNT RETURNS																			
	NO	YDS	AVG	FC	LG	TD		NO	YDS	AVG	FC	LG	TD		NO	YDS	AVG	FC	LG	TD									
J. Grant	4	61	15.3	1	27	0	I. McKenzie	1	-3	-3.0	3	-3	0																
J. Landry	1	-5	-5.0	1	-5	0	TOTAL	1	-3	-3.0	3	-3	0																
RETURNS	5	56	11.2	2	27	0	RETURNS	1	-3	-3.0	3	-3	0																
KICKOFF RETURNS										KICKOFF RETURNS																			
	NO	YDS	AVG	FC	LG	TD		NO	YDS	AVG	FC	LG	TD		NO	YDS	AVG	FC	LG	TD									
J. Grant	2	37	18.5	0	21	0	B. Langley	1	15	15.0	0	15	0																
S. Perry	1	20	20.0	0	20	0	RETURNS	1	15	15.0	0	15	0																
RETURNS	3	57	19.0	0	21	0																							

FINAL TEAM STATISTICS

DOLPHINS										BRONCOS									
TOTAL FIRST DOWNS										TOTAL FIRST DOWNS									
By Rushing										By Rushing									
By Passing										By Passing									
By Penalty										By Penalty									
THIRD DOWN EFFICIENCY										THIRD DOWN EFFICIENCY									
FOURTH DOWN EFFICIENCY										FOURTH DOWN EFFICIENCY									
TOTAL NET YARDS										TOTAL NET YARDS									
Total Offensive Plays (inc. times thrown passing)										Total Offensive Plays (inc. times thrown passing)									
Average gain per offensive play										Average gain per offensive play									
NET YARDS RUSHING										NET YARDS RUSHING									
Total Rushing Plays										Total Rushing Plays									
Average gain per rushing play										Average gain per rushing play									
Tackles for a loss-number and yards										Tackles for a loss-number and yards									
NET YARDS PASSING										NET YARDS PASSING									
Times thrown - yards lost attempting to pass										Times thrown - yards lost attempting to pass									
Gross yards passing										Gross yards passing									
PASS ATTEMPTS-COMPLETIONS-HAD INTERCEPTED										PASS ATTEMPTS-COMPLETIONS-HAD INTERCEPTED									
Avg gain per pass play (inc. # thrown passing)										Avg gain per pass play (inc. # thrown passing)									
KICKOFFS Number-In End Zone-Touchbacks										KICKOFFS Number-In End Zone-Touchbacks									
PUNTS Number and Average										PUNTS Number and Average									
Had Blocked										Had Blocked									
FGs - PATs Had Blocked										FGs - PATs Had Blocked									
Net Punting Average										Net Punting Average									
TOTAL RETURN YARDAGE (Not Including Kickoffs)										TOTAL RETURN YARDAGE (Not Including Kickoffs)									
No. and Yards Punt Returns										No. and Yards Punt Returns									
No. and Yards Kickoff Returns										No. and Yards Kickoff Returns									
No. and Yards Interception Returns										No. and Yards Interception Returns									
PENALTIES Number and Yards										PENALTIES Number and Yards									
FUMBLES Number and Lost										FUMBLES Number and Lost									
TOUCHDOWNS										TOUCHDOWNS									
Rushing										Rushing									
Passing										Passing									
Interceptions										Interceptions									
EXTRA POINTS Made-Attempts										EXTRA POINTS Made-Attempts									
Kicking Made-Attempts										Kicking Made-Attempts									
Passing Made-Attempts										Passing Made-Attempts									
FIELD GOALS Made-Attempts										FIELD GOALS Made-Attempts									
RED ZONE EFFICIENCY										RED ZONE EFFICIENCY									
GOAL TO GO EFFICIENCY										GOAL TO GO EFFICIENCY									
SAFETIES										SAFETIES									
FINAL SCORE										FINAL SCORE									
TIME OF POSSESSION										TIME OF POSSESSION									

BRONCOS DEFENSIVE STATISTICS

(Press Box Totals)																	
PLAYER	UT	A	TT	S-YDS	I-YDS	PD	FF	FR	PLAYER	UT	A	TT	S-YDS	I-YDS	PD	FF	FR
T. Davis	6	3	9	0-0	0-0	0	0	0	Z. Kerr	1	2	3	0.5-3.5	0-0	0	0	0
V. Miller	5	1	6	0.5-3.5	0-0	0	0	0	A. Gotsis	1	2	3	0-0	0-0	1	0	0
B. Marshall	5	1	6	0-0	0-0	0	0	0	C. Harris Jr.	1	1	2	0-0	1-13	1	0	0
D. Stewart	5	0	5	0-0	0-0	0	0	0	K. Peko	1	1	2	0-0	0-0	0	0	0
J. Simmons	3	2	5	0-0	1-65	1	0	0	S. Barrett	1	0	1	0-0	0-0	0	0	0
S. Harris	3	1	4	1-6	0-0	0	0	0	D. Walker	1	0	1	0-0	0-0	0	0	0
B. Roby	3	1	4	0-0	0-0	3	1	1	S. Ray	0	1	1	0-0	0-0	0	0	0
W. Parks	3	0	3	0-0	0-0	0	0	0	TEAM TOTALS	39	16	55	2-13	2-78	6	1	1



Denver 23, New York 0

Sunday, Dec. 10, 2017 • 2:05 p.m. MST • Sports Authority Field at Mile High • Denver

WEATHER: Sunny, 60°, Wind N 3 mph • **TIME:** 2:45 • **ATTENDANCE:** 75,518

The Denver Broncos snapped their eight-game losing streak and earned their first shutout in 12 years by defeating the New York Jets by a score of 23-0 at Sports Authority Field at Mile High.

Denver held New York to 100 total yards (59 rushing, 41 passing) to represent the sixth fewest yards allowed in team history.

The Broncos' defense also recorded two key takeaways—a strip-sack by linebacker Brandon Marshall and an interception by safety Darian Stewart—that helped Denver earn its 32nd consecutive victory when winning the turnover battle.

Wide receiver Demaryius Thomas hauled in eight receptions for 93 yards and a touchdown to help power Denver's efficient and mistake-free offense. Quarterback Trevor Siemian complete 19-of-31 passes (61.3%) for 200 yards with one touchdown to improve to 9-3 at home as a starter.

Denver began the game with a 12-play drive that resulted in a 31-yard field goal by kicker Brandon McManus to put the Broncos on the board 3-0.

On the ensuing drive, Marshall sacked Jets quarterback Josh McCown on third-and-11, causing a fumble that was recovered by defensive end Adam Gotsis at the Jets' 24-yard line.

Siemian took advantage of the field position and found wide receiver Demaryius Thomas in the end zone for a 20-yard touchdown pass to make the score 10-0.

At the start of the second quarter, a promising scoring threat from the Jets was ruined when McCown threw an interception to Stewart, who ran the ball back 24 yards to put the Broncos on their own 39-yard line.

A pair of three-and-outs from each team followed the turnover, but the Broncos would tack on 53-yard field goal to take a 13-0 lead into the break.

The Broncos mounted a 13-play, 68-yard touchdown drive to start the third quarter. The scoring drive, which was capped off by a 1-yard touchdown run from fullback Andy Janovich, put the Broncos on top 20-0.

After knocking McCown out of the game with a hand injury in the third quarter, Denver kept its foot on the gas and McManus booted a 40-yard field goal to start the fourth quarter, allowing the Broncos to go on top 23-0.

The shutout win marked the Bronco's 18th all-time and their first since the 2005 season.

Thomas' big game moved him past Broncos Pro Football Hall of Fame tight end Shannon Sharpe on the team's all-time lists for receiving yards (8,475) and receiving touchdowns (56).

Linebacker Von Miller totaled his 10th sack of the season to become just the third player in NFL history to reach double-digit sack totals in six of his first seven seasons.

OFFICIALS:

Referee — Tony Corrente (99); **Umpire** — Alan Eck (76); **Head Linesman** — Patrick Turner (13); **Line Judge** — Bart Longson (2); **Side Judge** — Ryan Dickson (25); **Field Judge** — Buddy Horton (82); **Back Judge** — Todd Prukop (30); **Replay** — Terri Valenti

DENVER BRONCOS

OFFENSE		DEFENSE	
WR 88	D. Thomas	DE 96	S. Harris
LT 72	G. Bolles	DL 92	Z. Kerr
LG 76	M. Garcia	DE 99	A. Gotsis
C 61	M. Paradis	SLB 56	S. Ray
RG 60	C. McGovern	WLB 58	V. Miller
RT 71	D. Stephenson	ILB 54	B. Marshall
TE 85	V. Green	ILB 51	T. Davis
WR 10	E. Sanders	LCB 21	A. Talib
RB 22	C. Anderson	RCB 25	C. Harris Jr.
QB 13	T. Siemian	SS 31	J. Simmons
TE 86	A. Traylor	FS 26	D. Stewart

BRONCOS SUBSTITUTIONS: K 8 B.McManus, P 9 R.Dixon, WR 14 C.Latimer, WR 16 B.Fowler, S 20 J.Carter, RB 23 D.Booker, RB 28 J.Charles, CB 29 B.Roby, FB 32 A.Janovich, S 34 W.Parks, CB 38 M.Rios, ILB 41 J.Garcia-Williams, LS 42 C.Kreiter, ILB 43 J.Jones, OLB 48 S.Barrett, ILB 50 Z.Anderson, OLB 53 D.Mount, DE 57 D.Walker, T 68 E.Wilkinson, G 73 A.Barbre, TE 82 J.Heuerman, WR 87 J.Taylor, NT 90 K.Peko. **DID NOT PLAY:** QB 17 B. Osweiler. **INACTIVE:** QB 12 P.Lynch, CB 27 B.Langley, RB 33 D.Henderson, G 65 R.Leary, T 79 C.Kouandjio, WR 84 I.McKenzie, NT 94 D.Peko.

NEW YORK JETS

OFFENSE		DEFENSE	
WR 11	R. Anderson	DL 92	L. Williams
LT 68	K. Beachum	DL 99	S. McLendon
LG 77	J. Carpenter	DL 96	M. Wilkerson
C 76	W. Johnson	OLB 95	J. Martin
RG 67	B. Winters	ILB 58	D. Lee
RT 72	B. Shell	ILB 56	D. Davis
TE 88	A. Seferian-Jenkins	OLB 48	J. Jenkins
WR 10	J. Kearse	CB 41	B. Skrine
QB 15	J. McCown	CB 21	M. Claiborne
RB 25	E. McGuire	SS 33	Ja. Adams
FB 44	L. Thomas	FS 26	M. Maye

JETS SUBSTITUTIONS: P 4 L.Edwards, K 7 C.Catanzaro, QB 9 B.Petty, WR 16 C.Hansen, WR 18 A.Stewart, RB 22 M.Forte, S 23 T.Brooks, CB 27 D.Roberts, RB 29 B.Powell, CB 32 J.Burris, CB 36 R.Robinson, LS 42 T.Hennessy, S 45 R.Miles, LB 47 D.Bass, LB 51 J.Stanford, LB 57 O.Gwacham, DT 75 X.Cooper, OL 79 B.Qvale, TE 83 E.Tomlinson, TE 85 N.Sterling, WR 87 J.Natson, DL 94 K.Ealy, DL 98 M.Pennel. **DID NOT PLAY:** G 70 D. Dozier. **INACTIVE:** QB 5 C.Hackenberg, CB 31 D.Jones, CB 34 J.Clark, LB 50 F.Bishop, LB 54 B.Carter, T 71 B.Ijalana, OL 78 J.Harrison.

		1	2	3	4	OT	TOTAL	FIELD GOALS (made () & missed)
VISITOR	New York Jets	0	0	0	0	0	0	
HOME	Denver Broncos	10	3	7	3	0	23	B. McManus (31) 29WL (53) (40)

Team	Qtr	Clock Time	PLAY DESCRIPTION (Extra Point) (Drive Info)	SCORE	
				Visitor	Home
BRONCOS	1	9:02	B.McManus 31 yd. Field Goal (12-62, 5:58)	0	3
BRONCOS	1	7:16	D.Thomas 20 yd. pass from T.Siemian (B.McManus kick) (2-20, 0:12)	0	10
BRONCOS	2	0:32	B.McManus 53 yd. Field Goal (10-28, 5:58)	0	13
BRONCOS	3	6:30	A.Janovich 1 yd. run (B.McManus kick) (13-68, 6:19)	0	20
BRONCOS	4	11:33	B.McManus 40 yd. Field Goal (8-37, 4:44)	0	23

FINAL INDIVIDUAL STATISTICS																																
New York Jets								Denver Broncos																								
RUSHING	ATT	YDS	AVG	LG	TD	RUSHING	ATT	YDS	AVG	LG	TD	RUSHING	ATT	YDS	AVG	LG	TD															
B. Powell	13	35	2.7	12	0	C. Anderson	22	48	2.2	7	0	D. Anderson	9	22	2.4	6	0															
M. Forte	6	13	2.2	5	0	D. Booker	3	13	4.3	9	0	A. Janovich	1	1	1.0	1	1															
J. McCown	2	7	3.5	8	0	T. Siemian	31	200	6.5	14	1	TOTAL	35	84	2.4	9	1															
B. Petty	1	7	7.0	7	0	TOTAL	31	19	200	2/11	1	27	0	90.8																		
E. McGuire	1	-3	-3.0	-3	0																											
TOTAL	23	59	2.6	12	0																											
PASSING	ATT	CMP	YDS	YD	TD	LG	IN	Rtg.	PASSING	ATT	CMP	YDS	YD	TD	LG	IN	Rtg.															
J. McCown	12	6	46	4/19	0	14	1	25.0	T. Siemian	31	19	200	2/11	1	27	0	90.8															
B. Petty	9	2	14	0/0	0	7	0	39.6	TOTAL	31	19	200	2/11	1	27	0	90.8															
TOTAL	21	8	60	4/19	0	14	1	26.5																								
PASS RECEIVING	NO	YDS	AVG	LG	TD	PASS RECEIVING	NO	YDS	AVG	LG	TD																					
R. Anderson	3	27	9.0	13	0	D. Thomas	8	93	11.6	25	1																					
M. Forte	2	21	10.5	14	0	J. Charles	3	12	4.0	7	0																					
L. Thomas	1	7	7.0	7	0	C. Latimer	2	37	18.5	27	0																					
J. Kearse	1	4	4.0	4	0	C. Anderson	2	25	12.5	13	0																					
A. Seferian-Jenkins	1	1	1.0	1	0	D. Booker	2	12	6.0	7	0																					
						E. Sanders	1	16	16.0	16	0																					
						J. Heuerman	1	5	5.0	5	0																					
TOTAL	8	60	7.5	14	0	TOTAL	19	200	10.5	27	0																					
INTERCEPTIONS	NO	YDS	AVG	LG	TD	INTERCEPTIONS	NO	YDS	AVG	LG	TD																					
						D. Stewart	1	24	24.0	24	0																					
TOTAL	0	0	0.0	—	0	TOTAL	1	24	24.0	24	0																					
PUNTING	NO	YDS	AVG	NET	TB	IN20	LG	PUNTING	NO	YDS	AVG	NET	TB	IN20	LG																	
L. Edwards	8	365	45.6	37.9	0	0	56	R. Dixon	5	247	49.4	41.6	2	2	60																	
TOTAL	8	365	45.6	37.9	0	0	56	TOTAL	5	247	49.4	41.6	2	2	60																	
PUNT RETURNS	NO	YDS	AVG	FC	LG	TD	PUNT RETURNS	NO	YDS	AVG	FC	LG	TD																			
J. Natson	1	-1	-1.0	1	-1	0	J. Taylor	5	62	12.4	2	24	0																			
RETURNS	1	-1	-1.0	1	-1	0	RETURNS	5	62	12.4	2	24	0																			
KICKOFF RETURNS	NO	YDS	AVG	FC	LG	TD	KICKOFF RETURNS	NO	YDS	AVG	FC	LG	TD																			
J. Natson	1	27	27.0	0	27	0	RETURNS	0	0	0.0	0	—	0																			
RETURNS	1	27	27.0	0	27	0																										
New York Jets	Own					Opp.					Out					Denver Broncos	Own					Opp.					Out					
FUMBLES	Fum	Lost	Rec.	Yds	TD	FF	Rec.	Yds	TD	Bnds	FUMBLES	Fum	Lost	Rec.	Yds	TD	FF	Rec.	Yds	TD	Bnds	FUMBLES	Fum	Lost	Rec.	Yds	TD	FF	Rec.	Yds	TD	Bnds
J. McCown	1	1	0	0	0	0	0	0	0	0	B. Marshall	0	0	0	0	0	1	0	0	0	0	A. Gotsis	0	0	0	0	0	0	1	0	0	0
TOTAL	1	1	0	0	0	0	0	0	0	0	TOTAL	0	0	0	0	0	1	1	0	0	0	TOTAL	0	0	0	0	0	1	1	0	0	0

FINAL TEAM STATISTICS															
JETS										BRONCOS					
TOTAL FIRST DOWNS						6					17				
By Rushing						4					5				
By Passing						1					10				
By Penalty						1					2				
THIRD DOWN EFFICIENCY						3-13-23%					7-17-41%				
FOURTH DOWN EFFICIENCY						0-1-0%					1-1-100%				
TOTAL NET YARDS						100					273				
Total Offensive Plays (inc. times thrown passing)						48					68				
Average gain per offensive play						2.1					4.0				
NET YARDS RUSHING						59					84				
Total Rushing Plays						23					35				
Average gain per rushing play						2.6					2.4				
Tackles for a loss-number and yards						4-7					3-3				
NET YARDS PASSING						41					189				
Times thrown - yards lost attempting to pass						4-19					2-11				
Gross yards passing						60					200				
PASS ATTEMPTS-COMPLETIONS-HAD INTERCEPTED						21-8-1					31-19-0				
Avg gain per pass play (inc. # thrown passing)						1.6					5.7				
KICKOFFS Number-In End Zone-Touchbacks						1-1-1					6-6-5				
PUNTS Number and Average						8-45.6					5-49.4				
Had Blocked						0					0				
FGs - PATs Had Blocked						0-0					0-0				
Net Punting Average						37.9					41.6				
TOTAL RETURN YARDAGE (Not Including Kickoffs)						-1					86				
No. and Yards Punt Returns						1-1					5-62				
No. and Yards Kickoff Returns						1-27					0-0				
No. and Yards Interception Returns						0-0					1-24				
PENALTIES Number and Yards						4-20					3-21				
FUMBLES Number and Lost						1-1					0-0				
TOUCHDOWNS						0					2				
Rushing						0					1				
Passing						0					1				
EXTRA POINTS Made-Attempts						0-0					2-2				
Kicking Made-Attempts						0-0					2-2				
Passing Made-Attempts						0-0					0-0				
FIELD GOALS Made-Attempts						0-0					3-4				
RED ZONE EFFICIENCY						0-0-0%					1-4-25%				
GOAL TO GO EFFICIENCY						0-0-0%					1-1-100%				
SAFETIES						0					0				
FINAL SCORE						0					23				
TIME OF POSSESSION						22:25					37:35				

BRONCOS DEFENSIVE STATISTICS																	
(Press Box Totals)																	
PLAYER	UT	A	TT	S-YDS	I-YDS	PD	FF	FR	PLAYER	UT	A	TT	S-YDS	I-YDS	PD	FF	FR
B. Marshall	6	1	7	1-4	0-0	0	1	0	Z. Kerr	1	0	1	0-0	0-0	1	0	0
W. Parks	3	2	5	0-0	0-0	1	0	0	D. Stewart	1	0	1	0-0	1-24	1	0	0
T. Davis	3	2	5	0-0	0-0	0	0	0	B. Roby	1	0	1	0-0	0-0	1	0	0
V. Miller	4	0	4	1-7	0-0	0	0	0	C. Harris Jr.	1	0	1	0-0	0-0	1	0	0
Z. Anderson	3	0	3	0-0	0-0	0	0	0	S. Ray	0	1	1	0-0	0-0	0	0	0
A. Gotsis	2	0	2	1-0	0-0	0	0	1	J. Carter	0	1	1	0-0	0-0	0	0	0
K. Peko	2	0	2	0-0	0-0	0	0	0	A. Talib	0	1	1	0-0	0-0	0	0	0
S. Harris	1	1	2	1-8	0-0	1	0	0	TEAM TOTALS	30	9	39	4-19	1-24	6	1	1
D. Walker	1	0	1	0-0	0-0	0	0	0									



Denver 25, Indianapolis 13

Thursday, Dec. 14, 2017 • 8:26 p.m. EST • Lucas Oil Stadium • Indianapolis

WEATHER: Indoors • **TIME:** 3:00 • **ATTENDANCE:** 63,411

The Denver Broncos won their first road game of the year after defeating the Indianapolis Colts 25-13 to advance to 5-9 on the season.

Quarterback Brock Osweiler entered the game in relief after quarterback Trevor Siemian left during the first quarter with an injury. Osweiler completed 12-of-17 passes (70.6%) for 194 yards with two touchdowns (147.7 rtg.) and rushed three times for 17 yards (5.7 avg.) with one score.

Running back C.J. Anderson ran for a total of 158 yards on 30 attempts (5.3 avg.) to give Denver an edge in its ground game, which accounted for 213 yards.

Denver's defense held Indianapolis to just 228 net yards (70 yards rushing, 158 yards passing) and helped the Broncos dominate the time of possession 36:51-23:09.

Indianapolis started off the game strong when cornerback Kenny Moore II intercepted a pass from Siemian that he returned 25 yards to set up the home team at midfield.

The Colts capitalized on the turnover as Indianapolis quarterback Jacoby Brissett ran the ball seven yards for a touchdown on third-and-2.

On the ensuing drive, a sack by Colts linebacker Barkevious Mingo knocked Siemian out of the game with a shoulder injury and Denver settled for a 40-yard field goal attempt that was missed by kicker Brandon McManus.

A 45-yard field goal by Colts kicker Adam Vinatieri midway through the second quarter increased the Colts' lead to 10-0.

Osweiler and the Broncos' offense responded with an 11-play, 75-yard touchdown drive, capped by Osweiler's 18-yard scoring run to pull Denver within 10-7 at the half.

Vinatieri's 39-yard field goal to start the third quarter boosted the Colts' lead to 13-7 but those three points would be Indianapolis' last of the evening.

On the next possession, Osweiler drove Denver downfield and found wide receiver Cody Latimer inside the end zone for a 22-yard touchdown pass to give the Broncos their first lead, 14-13.

After Denver's defense forced a three-and-out, Osweiler connected with tight end Jeff Heuerman for a 54-yard touchdown pass—the Broncos' longest play of the season.

The Broncos attempted a two-point conversion, which was successful after Latimer caught a pass from Osweiler, putting the visitors up two scores, 22-13.

After forcing another Indianapolis punt, Denver tacked on a 40-yard field goal from McManus while taking nearly 10 minutes off the clock to secure the 25-13 win.

The victory represented Denver's first win in two seasons when facing a 10-point deficit.

OFFICIALS:

Referee — Terry McAulay (77); **Umpire** — Steven Woods (54); **Head Linesman** — Jerry Bergman (91); **Line Judge** — Carl Johnson (101); **Side Judge** — Jonah Monroe (120); **Field Judge** — Michael Banks (72); **Back Judge** — Rich Martinez (39); **Replay** — Earnie Frantz

DENVER BRONCOS

OFFENSE		DEFENSE	
WR 88	D. Thomas	DE 96	S. Harris
LT 72	G. Bolles	NT 94	D. Peko Sr.
LG 76	M. Garcia	DE 99	A. Gotsis
C 61	M. Paradis	SLB 56	S. Ray
RG 60	C. McGovern	WLB 58	V. Miller
RT 71	D. Stephenson	ILB 51	T. Davis
TE 85	V. Green	ILB 54	B. Marshall
WR 10	E. Sanders	LCB 21	A. Talib
RB 22	C. Anderson	RCB 25	C. Harris Jr.
QB 13	T. Siemian	SS 34	W. Parks
TE 86	A. Traylor	FS 26	D. Stewart

BRONCOS SUBSTITUTIONS: K 8 B.McManus, P 9 R.Dixon, WR 14 C.Latimer, WR 16 B.Fowler, QB 17 B.Osweiler, S 20 J.Carter, RB 23 D.Booker, RB 28 J.Charles, CB 29 B.Roby, FB 32 A.Janovich, S 35 Dy.Thomas, CB 38 M.Rios, ILB 41 J.Garcia-Williams, LS 42 C.Kreiter, ILB 43 J.Jones, OLB 48 S.Barrett, ILB 50 Z.Anderson, OLB 53 D.Mount, T 68 E.Wilkinson, G 73 A.Barbre, TE 82 J.Heuerman, WR 87 J.Taylor, NT 90 K.Peko, DE 92 Z.Kerr. **INACTIVE:** QB 12 P.Lynch, CB 27 B.Langley, RB 33 D.Henderson, DE 57 D.Walker, T 79 C.Kouandjio, TE 83 M.LaCrosse, WR 84 I.McKenzie.

INDIANAPOLIS COLTS

OFFENSE		DEFENSE	
WR 13	T. Hilton	DE 92	M. Hunt
LT 74	A. Castonzo	NT 99	A. Woods
LG 67	J. Vujnovich	DT 95	J. Hankins
C 72	M. Person	SLB 52	B. Mingo
RG 73	J. Haeg	MIKE 44	A. Morrison
RT 71	D. Good	WILL 57	J. Bostic
TE 84	J. Doyle	RUSH 93	J. Sheard
WR 80	C. Rogers	LCB 31	Q. Wilson
QB 7	J. Brissett	SS 32	T. Green
TE 85	B. Williams	FS 26	C. Geathers
RB 23	F. Gore	RCB 42	K. Moore II

COLTS SUBSTITUTIONS: P 2 R.Sanchez, K 4 A.Vinatieri, WR 15 K.Brent, WR 17 K.Aiken, S 20 D.Butler, RB 25 M.Mack, CB 28 C.Milton, CB 37 D.White, RB 39 J.Ferguson, S 41 M.Farley, TE 43 R.Travis, TE 45 J.Vander Laan, LS 46 L.Rhodes, ILB 50 A.Walker, ILB 56 J.Grace, OLB 58 T.Basham, ILB 59 J.George, C 61 A.Fabiano, T 62 L.Clark, DT 90 G.Stewart, DT 91 H.Ridgeway, NT 94 J.Mbu, DT 97 A.Johnson. **DID NOT PLAY:** QB 16 S. Tolzien. **INACTIVE:** WR 10 D.Moncrief, CB 27 N.Hairston, CB 30 R.Melvin, RB 34 M.Jones, TE 47 D.Daniels, T 65 T.Burwell, C 78 R.Kelly.

		1	2	3	4	OT	TOTAL	FIELD GOALS (made () & missed)
VISITOR	Denver Broncos	0	7	15	3	0	25	B. McManus 40WR (40)
HOME	Indianapolis Colts	7	3	3	0	0	13	A. Vinatieri (45) (39)

Team	Qtr	Clock Time	PLAY DESCRIPTION (Extra Point) (Drive Info)	SCORE	
				Visitor	Home
COLTS	1	8:02	J.Brissett 7 yd. run (A.Vinatieri kick) (7-50, 3:32)	0	7
COLTS	2	6:33	A.Vinatieri 45 yd. Field Goal (10-59, 6:04)	0	10
BRONCOS	2	1:19	B.Osweiler 18 yd. run (B.McManus kick) (11-75, 5:14)	7	10
COLTS	3	9:13	A.Vinatieri 39 yd. Field Goal (12-54, 5:47)	7	13
BRONCOS	3	4:16	C.Latimer 22 yd. pass from B.Osweiler (B.McManus kick) (9-79, 4:57)	14	13
BRONCOS	3	2:37	J.Heuerman 54 yd. pass from B.Osweiler (B.Osweiler-C.Latimer pass) (3-67, 1:17)	22	13
BRONCOS	4	5:13	B.McManus 40 yd. Field Goal (16-62, 9:40)	25	13

15

Washington 27, Denver 11

Sunday, Dec. 24, 2017 • 1:02 p.m. EST • FedExField • Landover, MD

WEATHER: Cloudy, 43°, Wind NE 7 mph • TIME: 3:03 • ATTENDANCE: 72,889

The Denver Broncos fell to the Washington Redskins by a score of 27-11 at FedExField to fall to 5-10 on the season.

Redskins quarterback Kirk Cousins led Washington's offense by completing 19-of-37 passes (51.4%) for 299 yards with three touchdowns to three different receivers.

Denver's three turnovers proved costly, as two of the three turnovers resulted in Washington touchdown drives.

Running back C.J. Anderson provided the best performance for the Broncos offense, rushing 16 times for 88 yards with one touchdown. Anderson also led all players with seven catches for 45 yards in addition to catching a two-point conversion.

Denver's defense was led by inside linebacker Brandon Marshall, who's nine tackles pushed him over the 100-tackle mark for the fourth time in his career.

Broncos quarterback Brock Osweiler completed 22-of-38 passes for 193 yards, but had two second-quarter turnovers on consecutive drives.

Denver controlled the early part of the game and out-gained Washington 215-139 in total yardage, but was only able to score three points on a kicker Brandon McManus 31-yard field goal.

Cousins led the Redskins offense on an 11-play 83-yard drive that resulted in a 26-yard field goal by kicker Dustin Hopkins. Washington would capitalized on Osweiler's fumble to lead 10-3 at the half.

Denver safety Will Parks halted Washington's first drive of the second half with an interception in the end zone. Denver was unable to build any momentum off of the turnover and went three-and-out.

Washington then scored on their second drive of the third quarter as Hopkins connected on a 29-yard kick to increase the lead to 13-3.

On the next Redskins possession, Cousins led a 5-play, 77-yard drive that was capped off with a 48-yard touchdown pass to wide receiver Josh Doctson.

With just over five minutes remaining in play, outside linebacker Von Miller forced fumble just short of midfield. Miller, who leads the NFL with 21 forced fumbles since entering the NFL in 2011, also recovered the fumble.

Washington got the ball back on Denver's third turnover of the day when running Devontae Booker fumbled after making a third-down catch.

Cousins again capitalized on the Broncos' turnover and in three-plays managed to find the end zone for a third time, connecting with tight end Vernon Davis for a 31-yard touchdown pass.

On Denver's final offensive drive, Osweiler led Denver downfield. Anderson scored on a five-yard run and caught a two-point conversion from Osweiler to provide the final 27-11 margin.

OFFICIALS:

Referee — Ed Hochuli (85); **Umpire** — Shawn Smith (14); **Head Linesman** — Greg Bradley (98); **Line Judge** — Rusty Baynes (59); **Side Judge** — Alex Kemp (55); **Field Judge** — Dale Shaw (104); **Back Judge** — Scott Helverson (93); **Replay** — Tom Sifferman

DENVER BRONCOS

OFFENSE	DEFENSE
WR 16 B. Fowler	LCB 21 A. Talib
QB 17 B. Osweiler	RCB 25 C. Harris Jr.
RB 22 C. Anderson	FS 26 D. Stewart
RG 60 C. McGovern	SS 34 W. Parks
C 61 M. Paradis	SLB 48 S. Barrett
RT 71 D. Stephenson	ILB 51 T. Davis
LT 72 G. Bolles	ILB 54 B. Marshall
LG 76 M. Garcia	WLB 58 V. Miller
TE 82 J. Heuerman	NT 94 D. Peko Sr.
TE 85 V. Green	DE 96 S. Harris
WR 88 D. Thomas	DE 99 A. Gotsis

BRONCOS SUBSTITUTIONS: K 8 B.McManus, P 9 R.Dixon, S 20 J.Carter, RB 23 D.Booker, CB 29 B.Roby, FB 32 A.Janovich, RB 33 D.Henderson, S 35 Dy.Thomas, CB 38 M.Rios, ILB 41 J.Garcia-Williams, LS 42 C.Kreiter, ILB 43 J.Jones, ILB 50 Z.Anderson, OLB 53 D.Mount, DE 57 D.Walker, G 73 A.Barbre, T 79 C.Kouandjio, TE 83 M.LaCrosse, WR 84 I.McKenzie, TE 86 A.Traylor, WR 87 J.Taylor, NT 90 K.Peko, DE 92 Z.Kerr. **DID NOT PLAY:** QB 12 P.Lynch. **INACTIVE:** WR 10 E.Sanders, WR 14 C.Latimer, CB 27 B.Langley, RB 28 J.Charles, CB 39 M.Hunter, G 64 J.Dielman, T 68 E.Wilkinson.

WASHINGTON REDSKINS

OFFENSE	DEFENSE
QB 8 K. Cousins	SS 22 D. Everett
WR 14 R. Grant	CB 24 J. Norman
WR 18 J. Doctson	CB 26 B. Breeland
RB 32 S. Perine	FS 36 D. Swearinger
LG 60 A. Kouandjio	MLB 50 M. Spaight
C 73 C. Roullier	MLB 56 Z. Vigil
RG 75 B. Scherff	DE 92 S. McGee
RT 76 M. Moses	NT 90 E. Hood
LT 79 T. Nsekhe	SLB 94 P. Smith
TE 84 N. Paul	WLB 91 R. Kerrigan
TE 85 V. Davis	DE 98 M. Ioannidis

REDSKINS SUBSTITUTIONS: K 3 D.Hopkins, P 5 T.Way, WR 19 R.Davis, CB 29 K.Fuller, CB 31 F.Moreau, S 37 F.Smithson, CB 38 J.Holsey, RB 39 K.Bibbs, LB 40 J.Harvey-Clemons, LB 41 O.Peters, LB 45 P.Robertson, CB 47 Q.Dunbar, RB 48 D.Ogunbowale, LS 57 N.Sundberg, LB 58 J.Galette, DT 64 A.Francis, OL 66 T.Bergstrom, DL 72 A.Lanier, WR 80 J.Crowder, WR 83 B.Quick, TE 87 J.Sprinkle, DL 97 T.McClain. **DID NOT PLAY:** QB 12 C.McCoy, T 68 T.Catalina. **INACTIVE:** WR 13 M.Harris, CB 23 D.Hall, RB 30 K.Hilliard, LB 52 R.Anderson, LB 53 Z.Brown, G 67 K.Kalis, C 74 D.Rhoney.

		1	2	3	4	OT	TOTAL	FIELD GOALS (made () & missed)
VISITOR	Denver Broncos	3	0	0	8	0	11	B. McManus (31)
HOME	Washington Redskins	0	10	3	14	0	27	D. Hopkins (26) (29)

Team	Qtr	Clock Time	PLAY DESCRIPTION (Extra Point) (Drive Info)	SCORE	
				Visitor	Home
BRONCOS	1	2:06	B.McManus 31 yd. Field Goal (10-33, 5:55)	3	0
REDSKINS	2	6:15	D.Hopkins 26 yd. Field Goal (11-83, 5:17)	3	3
REDSKINS	2	2:07	J.Crowder 15 yd. pass from K.Cousins (D.Hopkins kick) (5-38, 2:26)	3	10
REDSKINS	3	3:30	D.Hopkins 29 yd. Field Goal (9-55, 4:26)	3	13
REDSKINS	4	12:07	J.Doctson 48 yd. pass from K.Cousins (D.Hopkins kick) (5-77, 2:41)	3	20
REDSKINS	4	4:21	V.Davis 31 yd. pass from K.Cousins (D.Hopkins kick) (3-35, 0:20)	3	27
BRONCOS	4	1:18	C.Anderson 5 yd. run (B.Osweiler-C.Anderson pass) (11-75, 3:03)	11	27

FINAL INDIVIDUAL STATISTICS

Washington Redskins												Denver Broncos																																
RUSHING												RUSHING																																
	ATT	YDS	AVG	LG	TD		ATT	YDS	AVG	LG	TD		ATT	YDS	AVG	LG	TD		ATT	YDS	AVG	LG	TD																					
S. Perine	17	53	3.1	11	0	C. Anderson	16	88	5.5	21	1	S. Perine	17	53	3.1	11	0	C. Anderson	16	88	5.5	21	1																					
K. Bibbs	7	26	3.7	13	0	D. Booker	8	47	5.9	11	0	K. Bibbs	7	26	3.7	13	0	D. Booker	8	47	5.9	11	0																					
K. Cousins	5	8	1.6	7	0	B. Osweiler	4	27	6.8	18	0	K. Cousins	5	8	1.6	7	0	B. Osweiler	4	27	6.8	18	0																					
						D. Henderson	1	-3	-3.0	-3	0							D. Henderson	1	-3	-3.0	-3	0																					
TOTAL	29	87	3.0	13	0	TOTAL	29	159	5.5	21	1	TOTAL	29	87	3.0	13	0	TOTAL	29	159	5.5	21	1																					
PASSING												PASSING																																
	ATT	CMP	YDS	TKD/YD	TD	LG	IN	Rtg.		ATT	CMP	YDS	TKD/YD	TD	LG	IN	Rtg.		ATT	CMP	YDS	TKD/YD	TD	LG	IN	Rtg.																		
K. Cousins	37	19	299	0/0	3	48	1	94.3	B. Osweiler	38	22	193	4/22	0	24	1	60.5	K. Cousins	37	19	299	0/0	3	48	1	94.3	B. Osweiler	38	22	193	4/22	0	24	1	60.5									
TOTAL	37	19	299	0/0	3	48	1	94.3	TOTAL	38	22	193	4/22	0	24	1	60.5	TOTAL	37	19	299	0/0	3	48	1	94.3	TOTAL	38	22	193	4/22	0	24	1	60.5									
PASS RECEIVING												PASS RECEIVING																																
		NO	YDS	AVG	LG	TD			NO	YDS	AVG	LG	TD			NO	YDS	AVG	LG	TD			NO	YDS	AVG	LG	TD																	
R. Grant		4	85	21.3	36	0	C. Anderson		7	45	6.4	14	0	R. Grant		4	85	21.3	36	0	C. Anderson		7	45	6.4	14	0																	
J. Crowder		4	47	11.8	15	1	D. Booker		5	24	4.8	19	0	J. Crowder		4	47	11.8	15	1	D. Booker		5	24	4.8	19	0																	
S. Perine		3	21	7.0	9	0	D. Thomas		4	52	13.0	24	0	S. Perine		3	21	7.0	9	0	D. Thomas		4	52	13.0	24	0																	
J. Doctson		2	61	30.5	48	1	A. Janovich		2	21	10.5	16	0	J. Doctson		2	61	30.5	48	1	A. Janovich		2	21	10.5	16	0																	
V. Davis		2	42	21.0	31	1	J. Taylor		1	22	22.0	22	0	V. Davis		2	42	21.0	31	1	J. Taylor		1	22	22.0	22	0																	
K. Bibbs		2	28	14.0	21	0	A. Traylor		1	14	14.0	14	0	K. Bibbs		2	28	14.0	21	0	A. Traylor		1	14	14.0	14	0																	
B. Quick		1	9	9.0	9	0	I. McKenzie		1	8	8.0	8	0	B. Quick		1	9	9.0	9	0	I. McKenzie		1	8	8.0	8	0																	
J. Sprinkle		1	6	6.0	6	0	D. Henderson		1	7	7.0	7	0	J. Sprinkle		1	6	6.0	6	0	D. Henderson		1	7	7.0	7	0																	
TOTAL		19	299	15.7	48	3	TOTAL		22	193	8.8	24	0	TOTAL		19	299	15.7	48	3	TOTAL		22	193	8.8	24	0																	
INTERCEPTIONS												INTERCEPTIONS																																
		NO	YDS	AVG	LG	TD			NO	YDS	AVG	LG	TD			NO	YDS	AVG	LG	TD			NO	YDS	AVG	LG	TD																	
D. Swearingner		1	0	0.0	0	0	W. Parks		1	0	0.0	0	0	D. Swearingner		1	0	0.0	0	0	W. Parks		1	0	0.0	0	0																	
TOTAL		1	0	0.0	0	0	TOTAL		1	0	0.0	0	0	TOTAL		1	0	0.0	0	0	TOTAL		1	0	0.0	0	0																	
PUNTING												PUNTING																																
		NO	YDS	AVG	NET	TB	IN20	LG			NO	YDS	AVG	NET	TB	IN20	LG			NO	YDS	AVG	NET	TB	IN20	LG																		
T. Way		5	247	49.4	45.8	0	1	64	R. Dixon		5	221	44.2	43.6	0	2	53	T. Way		5	247	49.4	45.8	0	1	64	R. Dixon		5	221	44.2	43.6	0	2	53									
									B. McManus		1	26	26.0	26.0	0	1	26										B. McManus		1	26	26.0	26.0	0	1	26									
TOTAL		5	247	49.4	45.8	0	1	64	TOTAL		6	247	41.2	40.7	0	3	53	TOTAL		5	247	49.4	45.8	0	1	64	TOTAL		6	247	41.2	40.7	0	3	53									
PUNT RETURNS												PUNT RETURNS																																
		NO	YDS	AVG	FC	LG	TD			NO	YDS	AVG	FC	LG	TD			NO	YDS	AVG	FC	LG	TD																					
J. Crowder		1	3	3.0	1	3	0	J. Taylor		2	12	6.0	1	7	0	J. Crowder		1	3	3.0	1	3	0	J. Taylor		2	12	6.0	1	7	0													
								B. Fowler		1	6	6.0	0	6	0									B. Fowler		1	6	6.0	0	6	0													
RETURNS		1	3	3.0	1	3	0	RETURNS		3	18	6.0	1	7	0	RETURNS		1	3	3.0	1	3	0	RETURNS		3	18	6.0	1	7	0													
KICKOFF RETURNS												KICKOFF RETURNS																																
		NO	YDS	AVG	FC	LG	TD			NO	YDS	AVG	FC	LG	TD			NO	YDS	AVG	FC	LG	TD																					
N. Paul		2	29	14.5	0	24	0	D. Booker		2	26	13.0	0	16	0	N. Paul		2	29	14.5	0	24	0	D. Booker		2	26	13.0	0	16	0													
RETURNS		2	29	14.5	0	24	0	RETURNS		2	26	13.0	0	16	0	RETURNS		2	29	14.5	0	24	0	RETURNS		2	26	13.0	0	16	0													
Washington Redskins Own												Washington Redskins Opp.												Washington Redskins Out																				
	Fum	Lost	Rec.	Yds	TD	FF	Rec.	Yds	TD	Bnds		Fum	Lost	Rec.	Yds	TD	FF	Rec.	Yds	TD	Bnds		Fum	Lost	Rec.	Yds	TD	FF	Rec.	Yds	TD	Bnds												
K. Cousins	1	0	1	-12	0	0	0	0	0	0	B. Fowler	1	0	1	0	0	0	0	0	0	0	0	K. Cousins	1	0	1	-12	0	0	0	0	0	0	B. Fowler	1	0	1	0	0	0	0	0	0	0
S. Perine	1	1	0	0	0	0	0	0	0	0	D. Booker	1	1	0	0	0	0	0	0	0	0	0	S. Perine	1	1	0	0	0	0	0	0	0	0	D. Booker	1	1	0	0	0	0	0	0	0	0
D. Everett	0	0	0	0	0	1	0	0	0	0	B. Osweiler	1	1	0	0	0	0	0	0	0	0	0	D. Everett	0	0	0	0	0	1	0	0	0	0	B. Osweiler	1	1	0	0	0	0	0	0	0	0
P. Smith	0	0	0	0	0	1	0	0	0	0	V. Miller	0	0	0	0	0	1	1	0	0	0	0	P. Smith	0	0	0	0	0	1	0	0	0	0	V. Miller	0	0	0	0	0	1	1	0	0	0
A. Lanier	0	0	0	0	0	0	1	0	0	0													A. Lanier	0	0	0	0	0	0	1	0	0	0											
Z. Vigil	0	0	0	0	0	0	1	0	0	0													Z. Vigil	0	0	0	0	0	0	1	0	0	0											
TOTAL	2	1	1	-12	0	2	2	0	0	0	TOTAL	3	2	1	0	0	1	1	0	0	0	0	TOTAL	2	1	1	-12	0	2	2	0	0	0	TOTAL	3	2	1	0	0	1	1	0	0	0

FINAL TEAM STATISTICS

Washington Redskins												Denver Broncos											
TOTAL FIRST DOWNS												TOTAL FIRST DOWNS											
By Rushing												By Rushing											
By Passing												By Passing											
By Penalty												By Penalty											
THIRD DOWN EFFICIENCY												THIRD DOWN EFFICIENCY											
FOURTH DOWN EFFICIENCY												FOURTH DOWN EFFICIENCY											
TOTAL NET YARDS												TOTAL NET YARDS											
Total Offensive Plays (inc. times thrown passing)												Total Offensive Plays (inc. times thrown passing)											
Average gain per offensive play												Average gain per offensive play											
NET YARDS RUSHING												NET YARDS RUSHING											
Total Rushing Plays												Total Rushing Plays											
Average gain per rushing play												Average gain per rushing play											
Tackles for a loss-number and yards												Tackles for a loss-number and yards											
NET YARDS PASSING												NET YARDS PASSING											
Times thrown - yards lost attempting to pass												Times thrown - yards lost attempting to pass											
Gross yards passing												Gross yards passing											
PASS ATTEMPTS-COMPLETIONS-HAD INTERCEPTED												PASS ATTEMPTS-COMPLETIONS-HAD INTERCEPTED											
Avg gain per pass play (inc.# thrown passing)												Avg gain per pass play (inc.# thrown passing)											
KICKOFFS Number-In End Zone-Touchbacks												KICKOFFS Number-In End Zone-Touchbacks											
PUNTS Number and Average												PUNTS Number and Average											
Had Blocked												Had Blocked											
FGs - PATs Had Blocked												FGs - PATs Had Blocked											
Net Punting Average												Net Punting Average											
TOTAL RETURN YARDAGE (Not Including Kickoffs)												TOTAL RETURN YARDAGE (Not Including Kickoffs)											
No. and Yards Punt Returns												No. and Yards Punt Returns											
No. and Yards Kickoff Returns												No. and Yards Kickoff Returns											
No. and Yards Interception Returns												No. and Yards Interception Returns											
PENALTIES Number and Yards												PENALTIES Number and Yards											
FUMBLES Number and Lost												FUMBLES Number and Lost											
TOUCHDOWNS												TOUCHDOWNS											
Rushing												Rushing											
Passing												Passing											
EXTRA POINTS Made-Attempts												EXTRA POINTS Made-Attempts											
Kicking Made-Attempts												Kicking Made-Attempts											
Passing Made-Attempts												Passing Made-Attempts											
FIELD GOALS Made-Attempts												FIELD GOALS Made-Attempts											
RED ZONE EFFICIENCY												RED ZONE EFFICIENCY											
GOAL TO GO EFFICIENCY												GOAL TO GO EFFICIENCY											
SAFETIES												SAFETIES											
FINAL SCORE												FINAL SCORE											
TIME OF POSSESSION												TIME OF POSSESSION											

BRONCOS DEFENSIVE STATISTICS

(Press Box Totals)																	
PLAYER	UT	A	TT	S-YDS	I-YDS	PD	FF	FR	PLAYER	UT	A	TT	S-YDS	I-YDS	PD	FF	FR
B. Marshall	6	3	9	0-0													

National Football League Game Summary

NFL Copyright © 2017 by The National Football League. All rights reserved. This summary and play-by-play is for the express purpose of assisting media in their coverage of the game; any other use of this material is prohibited without the written permission of the National Football League. Updated: 12/25/2017

Date: Sunday, 12/24/2017

Denver Broncos at Washington Redskins
at FedExField, Landover, MD

Start Time: 1:02 PM EST

Game Day Weather

Game Weather: Cloudy

Temp: 43° F (6.1° C) Humidity: 59%, Wind: NE 7 mph

Played Outdoor on Turf: Grass

Outdoor Weather: Cloudy,

Officials

Referee: Hochuli, Ed (85)
Line Judge: Baynes, Rusty (59)
Back Judge: Helverson, Scott (93)

Umpire: Smith, Shawn (14)
Field Judge: Shaw, Dale (104)
Replay Official: Sifferman, Tom (0)

Down Judge: Bradley, Greg (98)
Side Judge: Kemp, Alex (55)

Lineups

Denver Broncos				Washington Redskins			
Offense		Defense		Offense		Defense	
WR 16	B.Fowler	LCB 21	A.Talib	QB 8	K.Cousins	SS 22	D.Everett
QB 17	B.Osweller	RCB 25	C.Harris	WR 14	R.Grant	CB 24	J.Norman
RB 22	C.Anderson	FS 26	D.Stewart	WR 18	J.Doctson	CB 26	B.Breeland
RG 60	C.McGovern	SS 34	W.Parks	RB 32	S.Perine	FS 36	D.Swearinger
C 61	M.Paradis	SLB 48	S.Barrett	LG 60	A.Kouandjio	MLB 50	M.Spaight
RT 71	D.Stephenson	ILB 51	T.Davis	C 73	C.Roullier	MLB 56	Z.Vigil
LT 72	G.Bolles	ILB 54	B.Marshall	RG 75	B.Scherff	DE 92	S.McGee
LG 76	M.Garcia	WLB 58	V.Miller	RT 76	M.Moses	NT 90	E.Hood
TE 82	J.Heurman	NT 94	D.Peko	LT 79	T.Nsekhe	SLB 94	P.Smith
TE 85	V.Green	DE 96	S.Harris	TE 84	N.Paul	WLB 91	R.Kerrigan
WR 88	D.Thomas	DE 99	A.Gotsis	TE 85	V.Davis	DE 98	M.Ioannidis

Substitutions

K 8 B.McManus, P 9 R.Dixon, S 20 J.Carter, RB 23 D.Booker, CB 29 B.Roby, FB 32 A.Janovich, RB 33 D.Henderson, S 35 Dy.Thomas, CB 38 M.Rios, ILB 41 J.Garcia-Williams, LS 42 C.Kreiter, ILB 43 J.Jones, ILB 50 Z.Anderson, OLB 53 D.Mount, DE 57 D.Walker, G 73 A.Barbre, T 79 C.Kouandjio, TE 83 M.LaCosse, WR 84 I.McKenzie, TE 86 A.Traylor, WR 87 J.Taylor, NT 90 K.Peko, DE 92 Z.Kerr

Substitutions

K 3 D.Hopkins, P 5 T.Way, WR 19 R.Davis, CB 29 K.Fuller, CB 31 F.Moreau, S 37 F.Smithson, CB 38 J.Holsey, RB 39 K.Bibbs, LB 40 J.Harvey-Clemons, LB 41 O.Peters, LB 45 P.Robertson, CB 47 Q.Dunbar, RB 48 D.Ogunbowale, LS 57 N.Sundberg, LB 58 J.Galette, DT 64 A.Francis, OL 66 T.Bergstrom, DL 72 A.Lanier, WR 80 J.Crowder, WR 83 B.Quick, TE 87 J.Sprinkle, DL 97 T.McClain

Did Not Play

QB 12 P.Lynch

Did Not Play

QB 12 C.McCoy, T 68 T.Catalina

Not Active

WR 10 E.Sanders, WR 14 C.Latimer, CB 27 B.Langley, RB 28 J.Charles, CB 39 M.Hunter, G 64 J.Dielman, T 68 E.Wilkinson

Not Active

WR 13 M.Harris, CB 23 D.Hall, RB 30 K.Hilliard, LB 52 R.Anderson, LB 53 Z.Brown, G 67 K.Kalis, C 74 D.Rhane

Field Goals (made () & missed)

B.McManus (31)		D.Hopkins (26) (29)					
		1	2	3	4	OT	Total
VISITOR:	Denver Broncos	3	0	0	8	0	11
HOME:	Washington Redskins	0	10	3	14	0	27

Scoring Plays

Team	Qtr	Time	Play Description (Extra Point) (Drive Info)	Visitor	Home
Broncos	1	2:06	B.McManus 31 yd. Field Goal (10-33, 5:55)	3	0
Redskins	2	6:15	D.Hopkins 26 yd. Field Goal (11-83, 5:17)	3	3
Redskins	2	2:07	J.Crowder 15 yd. pass from K.Cousins (D.Hopkins kick) (5-38, 2:26)	3	10
Redskins	3	3:30	D.Hopkins 29 yd. Field Goal (9-55, 4:26)	3	13
Redskins	4	12:07	J.Doctson 48 yd. pass from K.Cousins (D.Hopkins kick) (5-77, 2:41)	3	20
Redskins	4	4:21	V.Davis 31 yd. pass from K.Cousins (D.Hopkins kick) (3-35, 0:20)	3	27
Broncos	4	1:18	C.Anderson 5 yd. run (B.Osweller-C.Anderson pass) (11-75, 3:03)	11	27

Paid Attendance: 72,889

Time: 3:03

Final Individual Statistics

Denver Broncos

RUSHING	ATT	YDS	AVG	LG	TD
C.Anderson	16	88	5.5	21	1
D.Booker	8	47	5.9	11	0
B.Osweiler	4	27	6.8	18	0
D.Henderson	1	-3	-3.0	-3	0
Total	29	159	5.5	21	1

PASSING	ATT	CMP	YDS	SK/YD	TD	LG	IN	RT
B.Osweiler	38	22	193	4/22	0	24	1	60.5
Total	38	22	193	4/22	0	24	1	60.5

PASS RECEIVING	TAR	REC	YDS	AVG	LG	TD
C.Anderson	9	7	45	6.4	14	0
D.Booker	8	5	24	4.8	19	0
D.Thomas	6	4	52	13.0	24	0
A.Janovich	2	2	21	10.5	16	0
J.Taylor	2	1	22	22.0	22	0
A.Traylor	2	1	14	14.0	14	0
I.McKenzie	2	1	8	8.0	8	0
D.Henderson	1	1	7	7.0	7	0
B.Fowler	3	0	0	0.0	0	0
J.Heurman	2	0	0	0.0	0	0
Total	37	22	193	8.8	24	0

INTERCEPTIONS	NO	YDS	AVG	LG	TD
W.Parks	1	0	0.0	0	0
Total	1	0	0.0	0	0

PUNTING	NO	YDS	AVG	NET	TB	IN20	LG
R.Dixon	5	221	44.2	43.6	0	2	53
B.McManus	1	26	26.0	26.0	0	1	26
Total	6	247	41.2	40.7	0	3	53

PUNT RETURNS	NO	YDS	AVG	FC	LG	TD
J.Taylor	2	12	6.0	1	7	0
B.Fowler	1	6	6.0	0	6	0
[OUT OF BOUNDS]	1	0	0.0	0	0	0
Total	3	18	6.0	1	7	0

KICKOFF RETURNS	NO	YDS	AVG	FC	LG	TD
D.Booker	2	26	13.0	0	16	0
[TOUCHBACK]	4	0	0.0	0	0	0
Total	2	26	13.0	0	16	0

Washington Redskins

RUSHING	ATT	YDS	AVG	LG	TD
S.Perine	17	53	3.1	11	0
K.Bibbs	7	26	3.7	13	0
K.Cousins	5	8	1.6	7	0
Total	29	87	3.0	13	0

PASSING	ATT	CMP	YDS	SK/YD	TD	LG	IN	RT
K.Cousins	37	19	299	0/0	3	48	1	94.3
Total	37	19	299	0/0	3	48	1	94.3

PASS RECEIVING	TAR	REC	YDS	AVG	LG	TD
R.Grant	6	4	85	21.3	36	0
J.Crowder	4	4	47	11.8	15	1
S.Perine	3	3	21	7.0	9	0
J.Doctson	13	2	61	30.5	48	1
V.Davis	3	2	42	21.0	31	1
K.Bibbs	4	2	28	14.0	21	0
B.Quick	1	1	9	9.0	9	0
J.Sprinkle	1	1	6	6.0	6	0
N.Paul	2	0	0	0.0	0	0
Total	37	19	299	15.7	48	3

INTERCEPTIONS	NO	YDS	AVG	LG	TD
D.Swearinger	1	0	0.0	0	0
Total	1	0	0.0	0	0

PUNTING	NO	YDS	AVG	NET	TB	IN20	LG
T.Way	5	247	49.4	45.8	0	1	64
Total	5	247	49.4	45.8	0	1	64

PUNT RETURNS	NO	YDS	AVG	FC	LG	TD
J.Crowder	1	3	3.0	1	3	0
[DOWNED]	2	0	0.0	0	0	0
[OUT OF BOUNDS]	2	0	0.0	0	0	0
Total	1	3	3.0	1	3	0

KICKOFF RETURNS	NO	YDS	AVG	FC	LG	TD
N.Paul	2	29	14.5	0	24	0
[TOUCHBACK]	1	0	0.0	0	0	0
Total	2	29	14.5	0	24	0

Denver Broncos

FUMBLES	FUM	LOST	OWN-REC	YDS	TD	FORCED	OPP-REC	YDS	TD	OUT-BDS
B.Fowler	1	0	1	0	0	0	0	0	0	0
D.Booker	1	1	0	0	0	0	0	0	0	0
B.Osweiler	1	1	0	0	0	0	0	0	0	0
V.Miller	0	0	0	0	0	1	1	0	0	0
Total	3	2	1	0	0	1	1	0	0	0

Washington Redskins

FUMBLES	FUM	LOST	OWN-REC	YDS	TD	FORCED	OPP-REC	YDS	TD	OUT-BDS
K.Cousins	1	0	1	-12	0	0	0	0	0	0
S.Perine	1	1	0	0	0	0	0	0	0	0
D.Everett	0	0	0	0	0	1	0	0	0	0
P.Smith	0	0	0	0	0	1	0	0	0	0
A.Lanier	0	0	0	0	0	0	1	0	0	0

Denver Broncos vs Washington Redskins
12/24/2017 at FedExField

Final Individual Statistics

Z.Vigil	0	0	0	0	0	0	1	0	0	0
Total	2	1	1	-12	0	2	2	0	0	0

Final Team Statistics

	Visitor Broncos	Home Redskins
TOTAL FIRST DOWNS	18	19
By Rushing	9	7
By Passing	7	12
By Penalty	2	0
THIRD DOWN EFFICIENCY	5-17-29%	5-13-38%
FOURTH DOWN EFFICIENCY	1-2-50%	0-0-0%
TOTAL NET YARDS	330	386
Total Offensive Plays (inc. times thrown passing)	71	66
Average gain per offensive play	4.6	5.8
NET YARDS RUSHING	159	87
Total Rushing Plays	29	29
Average gain per rushing play	5.5	3.0
Tackles for a loss-number and yards	2-4	4-7
NET YARDS PASSING	171	299
Times thrown - yards lost attempting to pass	4-22	0-0
Gross yards passing	193	299
PASS ATTEMPTS-COMPLETIONS-HAD INTERCEPTED	38-22-1	37-19-1
Avg gain per pass play (inc.# thrown passing)	4.1	8.1
KICKOFFS Number-In End Zone-Touchbacks	3-2-1	6-5-4
PUNTS Number and Average	6-41.2	5-49.4
Had Blocked	0	0
FGs - PATs Had Blocked	0-0	0-0
Net Punting Average	40.7	45.8
TOTAL RETURN YARDAGE (Not Including Kickoffs)	18	3
No. and Yards Punt Returns	3-18	1-3
No. and Yards Kickoff Returns	2-26	2-29
No. and Yards Interception Returns	1-0	1-0
PENALTIES Number and Yards	3-30	6-35
FUMBLES Number and Lost	3-2	2-1
TOUCHDOWNS	1	3
Rushing	1	0
Passing	0	3
EXTRA POINTS Made-Attempts	1-1	3-3
Kicking Made-Attempts	0-0	3-3
Passing Made-Attempts	1-1	0-0
FIELD GOALS Made-Attempts	1-1	2-2
RED ZONE EFFICIENCY	1-2-50%	1-4-25%
GOAL TO GO EFFICIENCY	1-1-100%	0-2-0%
SAFETIES	0	0
FINAL SCORE	11	27
TIME OF POSSESSION	30:27	29:33

Ball Possession And Drive Chart

Denver Broncos

#	Time Recd	Time Lost	Time Poss	How Ball Obtained	Drive Began	# Play	Yds Gain	Yds Pen	Net Yds	1st Down	Last Scrm	How Given Up
1	15:00	13:07	1:53	Kickoff	DEN 25	3	9	0	9	0	DEN 34	Punt
2	12:06	8:56	3:10	Punt	DEN 16	6	44	0	44	2	WAS 40	Punt
3	8:01	2:06	5:55	Punt	WAS 46	10	33	0	33	2	* WAS 13	Field Goal
4	14:45	11:32	3:13	Punt	DEN 21	7	44	0	44	2	WAS 35	Punt
5	6:15	4:33	1:42	Kickoff	DEN 15	4	23	0	23	1	DEN 41	Fumble
6	2:07	1:30	0:37	Kickoff	DEN 25	4	28	5	33	2	WAS 42	Interception
7	0:52	0:00	0:52	Punt	DEN 43	6	34	0	34	1	WAS 31	End of Half
8	9:27	7:56	1:31	Interception	DEN 20	3	-2	0	-2	0	DEN 18	Punt
9	3:30	14:48	3:42	Kickoff	DEN 17	6	10	0	10	1	DEN 27	Punt
10	12:07	8:53	3:14	Kickoff	DEN 25	5	20	-5	15	2	DEN 40	Punt
11	6:36	5:16	1:20	Punt	DEN 38	4	8	0	8	0	DEN 46	Downs
12	4:56	4:41	0:15	Fumble	DEN 46	3	4	0	4	0	DEN 46	Fumble
13	4:21	1:18	3:03	Kickoff	DEN 25	11	75	0	75	5	* WAS 5	Touchdown

(370) Average DEN 28

Washington Redskins

#	Time Recd	Time Lost	Time Poss	How Ball Obtained	Drive Began	# Play	Yds Gain	Yds Pen	Net Yds	1st Down	Last Scrm	How Given Up
1	13:07	12:06	1:01	Punt	WAS 32	3	-1	-5	-6	0	WAS 26	Punt
2	8:56	8:01	0:55	Punt	WAS 2	3	-1	0	-1	0	WAS 1	Punt
3	2:06	14:45	2:21	Kickoff	WAS 25	6	16	-5	11	1	WAS 36	Punt
4	11:32	6:15	5:17	Punt	WAS 9	11	83	0	83	4	* DEN 8	Field Goal
5	4:33	2:07	2:26	Fumble	DEN 38	5	38	0	38	3	* DEN 15	Touchdown
6	1:30	0:52	0:38	Interception	WAS 28	3	-8	0	-8	0	WAS 20	Punt
7	15:00	9:27	5:33	Kickoff	WAS 23	10	68	0	68	3	* DEN 9	Interception
8	7:56	3:30	4:26	Punt	WAS 34	9	55	0	55	3	* DEN 11	Field Goal
9	14:48	12:07	2:41	Punt	WAS 23	5	77	0	77	3	DEN 48	Touchdown
10	8:53	6:36	2:17	Punt	WAS 11	5	14	-9	5	1	WAS 16	Punt
11	5:16	4:56	0:20	Downs	DEN 46	3	0	0	0	0	DEN 46	Fumble
12	4:41	4:21	0:20	Fumble	DEN 35	3	35	0	35	1	DEN 31	Touchdown
13	1:18	0:00	1:18	Kickoff	DEN 44	2	-2	0	-2	0	DEN 45	End of Game

(424) Average WAS 33

* inside opponent's 20

Time of Possession by Quarter		1st	2nd	3rd	4th	OT	Total
Visitor	Denver Broncos	10:58	6:24	5:01	8:04		30:27
Home	Washington Redskins	4:02	8:36	9:59	6:56		29:33

Kickoff Drive No.-Start Average

Broncos: 6 - DEN 22

Redskins: 2 - WAS 24

Final Defensive Statistics

Denver Broncos	Regular Defensive Plays												Special Teams					Misc			
	TKL	AST	COMB	SK	/ YDS	TFL	Q	IN	PD	FF	FR	TKL	AST	FF	FR	BL	TKL	AST	FF	FR	
B.Marshall	6	3	9	0	0	0	0	0	1	0	0	0	0	0	0	0	0	0	0	0	0
T.Davis	6	2	8	0	0	1	0	0	0	0	0	0	0	0	0	0	0	0	0	0	0
D.Stewart	5	1	6	0	0	0	0	0	0	0	0	0	0	0	0	0	0	0	0	0	0
S.Barrett	4	1	5	0	0	1	2	0	0	0	0	0	0	0	0	0	0	0	0	0	0
A.Talib	3	2	5	0	0	0	0	0	1	0	0	0	0	0	0	0	0	0	0	0	0
V.Miller	3	1	4	0	0	1	2	0	0	1	1	0	0	0	0	0	0	0	0	0	0
B.Roby	2	1	3	0	0	0	0	0	1	0	0	0	0	0	0	0	0	0	0	0	0
Z.Kerr	1	2	3	0	0	0	0	0	0	0	0	0	0	0	0	0	0	0	0	0	0
W.Parks	1	1	2	0	0	1	0	1	1	0	0	0	0	0	0	0	0	0	0	0	0
J.Carter	1	1	2	0	0	0	0	0	0	0	0	0	0	0	0	0	0	0	0	0	0
D.Peko	1	1	2	0	0	0	0	0	0	0	0	0	0	0	0	0	0	0	0	0	0
Dy.Thomas	0	2	2	0	0	0	0	0	0	0	0	0	0	0	0	0	0	0	0	0	0
S.Harris	1	0	1	0	0	0	0	0	0	0	0	0	0	0	0	0	0	0	0	0	0
C.Harris	1	0	1	0	0	0	0	0	0	0	0	0	0	0	0	0	0	0	0	0	0
D.Mount	1	0	1	0	0	0	0	0	0	0	0	0	0	0	0	0	0	0	0	0	0
K.Peko	0	1	1	0	0	0	0	0	0	0	0	0	0	0	0	0	0	0	0	0	0
D.Walker	0	0	0	0	0	0	1	0	0	0	0	0	0	0	0	0	0	0	0	0	0
M.Rios	0	0	0	0	0	0	0	0	1	0	0	0	0	0	0	0	0	0	0	0	0
B.Fowler	0	0	0	0	0	0	0	0	0	0	0	1	0	0	1	0	0	0	0	0	0
J.Taylor	0	0	0	0	0	0	0	0	0	0	0	1	0	0	0	0	0	0	0	0	0
J.Jones	0	0	0	0	0	0	0	0	0	0	0	1	0	0	0	0	0	0	0	0	0
M.Paradis	0	0	0	0	0	0	0	0	0	0	0	0	0	0	0	0	1	0	0	0	0
A.Traylor	0	0	0	0	0	0	0	0	0	0	0	0	0	0	0	0	1	0	0	0	0
C.McGovern	0	0	0	0	0	0	0	0	0	0	0	0	0	0	0	0	1	0	0	0	0
Total	36	19	55	0	0	4	5	1	5	1	1	3	0	0	1	0	3	0	0	0	0

TKL = Tackle AST = Assist COMB = Combined QH=QB Hit IN = Interception PD = Pass Defense FF = Forced Fumble FR = Fumble Recovery

First Half Summary

PERIOD SCORES

Broncos	3 0 = 3
Redskins	0 10 = 10

TIME OF POSSESSION

Broncos	17:22
Redskins	12:38

Scoring Plays

Team	Qtr	Time	Play Description (Extra Point) (Drive Info)	Visitor	Home
Broncos	1	2:06	B.McManus 31 yd. Field Goal (10-33, 5:55)	3	0
Redskins	2	6:15	D.Hopkins 26 yd. Field Goal (11-83, 5:17)	3	3
Redskins	2	2:07	J.Crowder 15 yd. pass from K.Cousins (D.Hopkins kick) (5-38, 2:26)	3	10

	Denver Broncos	Washington Redskins
TOTAL FIRST DOWNS	10	8
First Downs Rushing-Passing-by Penalty	4 - 5 - 1	4 - 4 - 0
THIRD DOWN EFFICIENCY	3-9-33%	2-7-29%
TOTAL NET YARDS	215	139
Total Offensive Plays	39	30
NET YARDS RUSHING	99	42
NET YARDS PASSING	116	97
Gross Yards Passing	119	97
Times thrown-yards lost attempting to pass	1-3	0-0
Pass Attempts-Completions-Had Intercepted	19 - 11 - 1	19 - 8 - 0
Punts-Number and Average	3 - 32.3	4 - 50.3
Penalties-Number and Yards	0 - 0	4 - 16
Fumbles-Number and Lost	2 - 1	1 - 0
Red Zone Efficiency	0-1-0%	1-2-50%
Average Drive Start	DEN 28	WAS 26

Denver Broncos										Washington Redskins									
RUSHING										RUSHING									
	ATT	YDS	AVG	LG	TD		ATT	YDS	AVG	LG	TD								
C.Anderson	12	70	5.8	21	0	S.Perine	7	19	2.7	9	0								
D.Booker	5	25	5.0	8	0	K.Bibbs	1	13	13.0	13	0								
B.Osweiler	2	4	2.0	2	0	K.Cousins	3	10	3.3	7	0								
Total	19	99	5.2	21	0	Total	11	42	3.8	13	0								
PASSING										PASSING									
	ATT	CMP	YDS	SK/YD	TD	LG	IN	RT		ATT	CMP	YDS	SK/YD	TD	LG	IN	RT		
B.Osweiler	19	11	119	1/3	0	24	1	54.5	K.Cousins	19	8	97	0/0	1	32	0	76.0		
Total	19	11	119	1/3	0	24	1	54.5	Total	19	8	97	0/0	1	32	0	76.0		
PASS RECEIVING										PASS RECEIVING									
	TAR	REC	YDS	AVG	LG	TD		TAR	REC	YDS	AVG	LG	TD						
C.Anderson	4	3	13	4.3	5	0	R.Grant	4	3	49	16.3	32	0						
D.Thomas	3	2	34	17.0	24	0	J.Crowder	2	2	21	10.5	15	1						
D.Booker	2	2	21	10.5	19	0	V.Davis	2	1	11	11.0	11	0						
A.Janovich	2	2	21	10.5	16	0	S.Perine	1	1	9	9.0	9	0						
J.Taylor	1	1	22	22.0	22	0	K.Bibbs	3	1	7	7.0	7	0						
I.McKenzie	2	1	8	8.0	8	0	J.Doctson	6	0	0	0.0	0	0						
B.Fowler	2	0	0	0.0	0	0	N.Paul	1	0	0	0.0	0	0						
J.Heurman	1	0	0	0.0	0	0													
A.Traylor	1	0	0	0.0	0	0													
Total	18	11	119	10.8	24	0	Total	19	8	97	12.1	32	1						

Denver Broncos	Regular Defensive Plays												Special Teams					Misc			
	TKL	AST	COMB	SK	/ YDS	TFL	Q	IN	PD	FF	FR	TKL	AST	FF	FR	BL	TKL	AST	FF	FR	
T.Davis	2	2	4	0	0	0	0	0	0	0	0	0	0	0	0	0	0	0	0	0	0
S.Barrett	2	1	3	0	0	1	1	0	0	0	0	0	0	0	0	0	0	0	0	0	0
D.Stewart	2	1	3	0	0	0	0	0	0	0	0	0	0	0	0	0	0	0	0	0	0
A.Talib	2	0	2	0	0	0	0	0	1	0	0	0	0	0	0	0	0	0	0	0	0
Total	8	4	12	0	0	1	1	0	1	0	0	0	0	0	0	0	0	0	0	0	0

First Quarter

WAS wins the coin toss and elects to defer. DEN elects to Receive, and WAS elects to defend the east goal.

D.Hopkins kicks 65 yards from WAS 35 to end zone, Touchback.

Denver Broncos at 15:00

- 1-10-DEN 25 (15:00) C.Anderson right guard to DEN 27 for 2 yards (S.McGee).
- 2-8-DEN 27 (14:28) C.Anderson left end to DEN 29 for 2 yards (Z.Vigil; M.Spaight).
- 3-6-DEN 29 (13:47) (Shotgun) B.Osweiler pass short left to C.Anderson to DEN 34 for 5 yards (J.Harvey-Clemons; B.Breeland).
- 4-1-DEN 34 (13:14) R.Dixon punts 34 yards to WAS 32, Center-C.Kreiter, out of bounds.

Washington Redskins at 13:07

- 1-10-WAS 32 (13:07) S.Perine left guard to WAS 31 for -1 yards (S.Barrett).
- 2-11-WAS 31 (12:29) K.Cousins pass incomplete short right to J.Doctson [S.Barrett].
- 3-11-WAS 31 (12:25) (Shotgun) *PENALTY on WAS-V.Davis, False Start, 5 yards, enforced at WAS 31 - No Play.*
- 3-16-WAS 26 (12:25) (Shotgun) K.Cousins pass incomplete deep middle to J.Doctson (A.Talib).
- 4-16-WAS 26 (12:19) T.Way punts 52 yards to DEN 22, Center-N.Sundberg. B.Fowler MUFFS catch, and recovers at DEN 10. B.Fowler to DEN 16 for 6 yards (D.Everett).

Denver Broncos at 12:06

- 1-10-DEN 16 (12:06) B.Osweiler pass deep left to D.Thomas pushed ob at DEN 40 for 24 yards (M.Spaight). P1
- 1-10-DEN 40 (11:30) C.Anderson right tackle to DEN 45 for 5 yards (Z.Vigil, M.Ioannidis).
- 2-5-DEN 45 (10:55) B.Osweiler pass short right to D.Thomas pushed ob at WAS 45 for 10 yards (J.Norman). P2
- 1-10-WAS 45 (10:24) C.Anderson left tackle to WAS 41 for 4 yards (S.McGee).
- 2-6-WAS 41 (9:52) C.Anderson left tackle to WAS 40 for 1 yard (M.Spaight, E.Hood).
- 3-5-WAS 40 (9:13) (Shotgun) B.Osweiler pass incomplete short right to J.Heuerman [J.Galette].
- 4-5-WAS 40 (9:09) R.Dixon punts 37 yards to WAS 3, Center-C.Kreiter, downed by DEN-J.Taylor.
PENALTY on WAS-Q.Dunbar, Unnecessary Roughness, 1 yard, enforced at WAS 3.

Washington Redskins at 8:56

- 1-10-WAS 2 (8:56) S.Perine right tackle to WAS 1 for -1 yards (T.Davis; D.Stewart).
- 2-11-WAS 1 (8:20) K.Cousins pass incomplete deep left to J.Doctson.
- 3-11-WAS 1 (8:15) (Shotgun) K.Cousins pass incomplete short right to N.Paul.
- 4-11-WAS 1 (8:11) T.Way punts 52 yards to DEN 47, Center-N.Sundberg. J.Taylor to WAS 46 for 7 yards (D.Everett).

Denver Broncos at 8:01

- 1-10-WAS 46 (8:01) C.Anderson up the middle to WAS 41 for 5 yards (A.Francis).
- 2-5-WAS 41 (7:23) C.Anderson right end to WAS 38 for 3 yards (D.Everett; R.Kerrigan).
- 3-2-WAS 38 (6:47) D.Booker up the middle to WAS 34 for 4 yards (D.Swearinger). R3
- 1-10-WAS 34 (6:09) B.Osweiler scrambles right end to WAS 32 for 2 yards (P.Smith).
- 2-8-WAS 32 (5:28) D.Booker right tackle to WAS 26 for 6 yards (Z.Vigil).
- 3-2-WAS 26 (4:52) D.Booker left tackle to WAS 21 for 5 yards (Z.Vigil). R4
- 1-10-WAS 21 (4:15) (Shotgun) B.Osweiler pass short middle to C.Anderson to WAS 17 for 4 yards (Z.Vigil, A.Francis).
- 2-6-WAS 17 (3:35) (Shotgun) B.Osweiler scrambles left end to WAS 15 for 2 yards (J.Galette).
- 3-4-WAS 15 (2:54) (Shotgun) B.Osweiler pass short right to D.Booker to WAS 13 for 2 yards (Z.Vigil; D.Swearinger).
- 4-2-WAS 13 (2:10) **B.McManus 31 yard field goal is GOOD, Center-C.Kreiter, Holder-R.Dixon.**

DEN 3 WAS 0, 10 plays, 33 yards, 5:55 drive, 12:54 elapsed

B.McManus kicks 65 yards from DEN 35 to end zone, Touchback.

Washington Redskins at 2:06

- 1-10-WAS 25 (2:06) K.Cousins pass incomplete short middle to K.Bibbs.
- 2-10-WAS 25 (2:02) (Shotgun) K.Cousins pass short left to J.Crowder to WAS 31 for 6 yards (B.Roby).
- 3-4-WAS 31 (1:19) (Shotgun) K.Cousins scrambles right tackle to WAS 38 for 7 yards (A.Talib). R1
- 1-10-WAS 38 (:40) S.Perine right guard to WAS 41 for 3 yards (B.Marshall; T.Davis).
- 2-7-WAS 41 (:01) (Shotgun) K.Cousins pass incomplete deep middle to J.Doctson (M.Rios).

END OF QUARTER

	Score	Time Poss	First Downs				Efficiencies	
			R	P	X	T	3 Down	4 Down
Denver Broncos	3	10:58	2	2	0	4	2/5	0/0
Washington Redskins	0	4:02	1	0	0	1	1/3	0/0

Second Quarter

12/24/2017

Play By Play

Washington Redskins continued.

- 3-7-WAS 41 (15:00) (Shotgun) PENALTY on WAS-A.Kouandjio, False Start, 5 yards, enforced at WAS 41 - No Play.
- 3-12-WAS 36 (15:00) (Shotgun) K.Cousins pass incomplete short middle to K.Bibbs (B.Marshall).
- 4-12-WAS 36 (14:55) T.Way punts 48 yards to DEN 16, Center-N.Sundberg. J.Taylor to DEN 21 for 5 yards (Q.Dunbar).

Denver Broncos at 14:45

- 1-10-DEN 21 (14:45) C.Anderson left guard to DEN 26 for 5 yards (Z.Vigil).
- 2-5-DEN 26 (14:08) C.Anderson right tackle to DEN 47 for 21 yards (J.Norman). R5
- 1-10-DEN 47 (13:23) C.Anderson left end to DEN 47 for no gain (R.Kerrigan, M.Spaight).
- 2-10-DEN 47 (12:46) B.Osweiler pass short right to A.Janovich pushed ob at WAS 37 for 16 yards (M.Spaight; J.Norman). P6
- 1-10-WAS 37 (12:17) D.Booker left end to WAS 35 for 2 yards (B.Breeland; J.Galette). WAS-E.Hood was injured during the play. He is Out. 90 - has an elbow injury
- 2-8-WAS 35 (11:50) B.Osweiler pass incomplete short left to C.Anderson [P.Robertson].
- 3-8-WAS 35 (11:43) (Shotgun) B.Osweiler pass incomplete short middle to I.McKenzie.
- 4-8-WAS 35 (11:39) (Field Goal formation) B.McManus punts 26 yards to WAS 9, Center-C.Kreiter, downed by DEN-C.Kreiter.

Washington Redskins at 11:32

- 1-10-WAS 9 (11:32) K.Cousins pass short middle to S.Perine pushed ob at WAS 18 for 9 yards (T.Davis).
- 2-1-WAS 18 (11:09) S.Perine right end to WAS 27 for 9 yards (T.Davis). R2
- 1-10-WAS 27 (10:27) K.Cousins pass short right to R.Grant to WAS 40 for 13 yards (A.Talib). P3
- 1-10-WAS 40 (9:42) (Shotgun) K.Cousins pass deep middle to R.Grant to DEN 28 for 32 yards (D.Stewart). P4
- 1-10-DEN 28 (8:55) S.Perine right end pushed ob at DEN 26 for 2 yards (S.Barrett).
- 2-8-DEN 26 (8:26) (Shotgun) S.Perine right tackle to DEN 21 for 5 yards (S.Harris, Dy.Thomas).
- 3-3-DEN 21 (7:50) (Shotgun) K.Cousins pass short left to V.Davis to DEN 10 for 11 yards (W.Parks; Dy.Thomas). P5
- 1-10-DEN 10 (7:10) (Shotgun) S.Perine right guard to DEN 8 for 2 yards (Z.Kerr; K.Peko).
- 2-8-DEN 8 (6:31) (Shotgun) K.Cousins pass incomplete short left to J.Doctson (B.Roby).
- 3-8-DEN 8 (6:28) (Shotgun) K.Cousins pass incomplete short right to R.Grant.
- 4-8-DEN 8 (6:19) **D.Hopkins 26 yard field goal is GOOD, Center-N.Sundberg, Holder-T.Way.**

DEN 3 WAS 3, 11 plays, 83 yards, 5:17 drive, 8:45 elapsed

D.Hopkins kicks 66 yards from WAS 35 to DEN -1. D.Booker to DEN 15 for 16 yards (N.Paul; F.Smithson).

Denver Broncos at 6:15, (1st play from scrimmage 6:09)

- 1-10-DEN 15 (6:09) C.Anderson left guard to DEN 36 for 21 yards (D.Swearinger). R7
- 1-10-DEN 36 (5:28) B.Osweiler pass short right to A.Janovich to DEN 41 for 5 yards (M.Spaight).
- 2-5-DEN 41 (4:48) (Shotgun) B.Osweiler pass incomplete short middle to A.Traylor.
- 3-5-DEN 41 (4:41) (Shotgun) B.Osweiler sacked at DEN 34 for -7 yards (P.Smith). FUMBLES (P.Smith), RECOVERED by WAS-Z.Vigil at DEN 38. Z.Vigil to DEN 38 for no gain (M.Paradis).

Washington Redskins at 4:33

- 1-10-DEN 38 (4:33) K.Bibbs left tackle to DEN 25 for 13 yards (D.Stewart). R6
- 1-10-DEN 25 (3:45) (Shotgun) K.Cousins pass short middle to K.Bibbs to DEN 18 for 7 yards (B.Marshall).
- 2-3-DEN 18 (3:01) K.Cousins scrambles right end to DEN 15 for 3 yards (S.Barrett; Z.Kerr). R7
- 1-10-DEN 15 (2:17) (Shotgun) K.Cousins pass incomplete short right to V.Davis.
- 2-10-DEN 15 (2:13) (Shotgun) **K.Cousins pass short middle to J.Crowder for 15 yards, TOUCHDOWN.** P8
D.Hopkins extra point is GOOD, Center-N.Sundberg, Holder-T.Way.

DEN 3 WAS 10, 5 plays, 38 yards, 2:26 drive, 12:53 elapsed

D.Hopkins kicks 65 yards from WAS 35 to end zone, Touchback.

Denver Broncos at 2:07

- 1-10-DEN 25 (2:07) C.Anderson right guard to DEN 26 for 1 yard (M.Spaight).

Two-Minute Warning

- 2-9-DEN 26 (2:00) (Shotgun) B.Osweiler pass short middle to D.Booker to DEN 45 for 19 yards (Z.Vigil). P8
Timeout #1 by DEN at 01:50.
- 1-10-DEN 45 (1:50) (Shotgun) D.Booker up the middle to WAS 47 for 8 yards (A.Lanier; J.Harvey-Clemons).
PENALTY on WAS-A.Lanier, Defensive Delay of Game, 5 yards, enforced at WAS 47. X9
- 1-10-WAS 42 (1:36) (Shotgun) B.Osweiler pass short middle intended for D.Thomas INTERCEPTED by D.Swearinger [R.Kerrigan] at WAS 28. D.Swearinger to WAS 28 for no gain (A.Traylor). 36 - Swearinger caught the ball on the 30 but the impetus carried him back to the 28 yard line

Denver Broncos vs Washington Redskins at FedExField

Washington Redskins at 1:30

- 1-10-WAS 28 (1:30) (Shotgun) K.Cousins pass short left to R.Grant to WAS 32 for 4 yards (C.Harris).
- 2-6-WAS 32 (1:09) (No Huddle, Shotgun) K.Cousins pass incomplete deep middle to J.Doctson [V.Miller].
Timeout #2 by DEN at 01:05.
- 3-6-WAS 32 (1:05) (Shotgun) K.Cousins FUMBLES (Aborted) at WAS 27, and recovers at WAS 22. K.Cousins to WAS 20 for -2 yards (V.Miller).
Timeout #3 by DEN at 01:00.
- 4-18-WAS 20 (1:00) T.Way punts 37 yards to DEN 43, Center-N.Sundberg, out of bounds.

Denver Broncos at 0:52

- 1-10-DEN 43 (:52) (Shotgun) B.Osweiler pass incomplete deep middle to B.Fowler.
- 2-10-DEN 43 (:46) (Shotgun) B.Osweiler pass short left to C.Anderson pushed ob at DEN 47 for 4 yards (B.Breeland).
- 3-6-DEN 47 (:40) (Shotgun) B.Osweiler pass short middle to J.Taylor to WAS 31 for 22 yards (F.Moreau) [R.Kerrigan].
- 1-10-WAS 31 (:24) (No Huddle) B.Osweiler spiked the ball to stop the clock. Spiked
- 2-10-WAS 31 (:22) (Shotgun) B.Osweiler pass incomplete deep left to B.Fowler.
- 3-10-WAS 31 (:16) (Shotgun) B.Osweiler pass short left to I.McKenzie to WAS 23 for 8 yards (Z.Vigil).

P10

END OF QUARTER

	Score	Time Poss	First Downs				Efficiencies	
			R	P	X	T	3 Down	4 Down
Denver Broncos	3	6:24	2	3	1	6	1/4	0/0
Washington Redskins	10	8:36	3	4	0	7	1/4	0/0

Third Quarter

Play By Play

WAS elects to Receive, and DEN elects to defend the West goal.

B.McManus kicks 66 yards from DEN 35 to WAS -1. N.Paul to WAS 23 for 24 yards (J.Taylor).

Washington Redskins at 15:00, (1st play from scrimmage 14:55)

- 1-10-WAS 23 (14:55) S.Perine left tackle to WAS 25 for 2 yards (V.Miller).
- 2-8-WAS 25 (14:19) (Shotgun) K.Cousins pass short middle to J.Crowder to WAS 39 for 14 yards (B.Roby). P9
- 1-10-WAS 39 (13:41) (Shotgun) K.Cousins pass short left to S.Perine to WAS 47 for 8 yards (B.Marshall).
- 2-2-WAS 47 (12:59) S.Perine left end to WAS 43 for -4 yards (W.Parks).
- 3-6-WAS 43 (12:12) (Shotgun) K.Cousins pass short middle to R.Grant to DEN 21 for 36 yards (J.Carter). P10
- 1-10-DEN 21 (11:41) K.Bibbs left tackle to DEN 19 for 2 yards (D.Mount, J.Carter).
- 2-8-DEN 19 (11:03) K.Cousins pass incomplete short right to J.Doctson [V.Miller].
- 3-8-DEN 19 (10:57) (Shotgun) K.Cousins pass short left to B.Quick to DEN 10 for 9 yards (B.Roby; B.Marshall). P11
- 1-10-DEN 10 (10:17) S.Perine up the middle to DEN 9 for 1 yard (Z.Kerr).
- 2-9-DEN 9 (9:36) (Shotgun) K.Cousins pass deep middle intended for J.Doctson INTERCEPTED by W.Parks at DEN -8. Touchback.

Denver Broncos at 9:27

- 1-10-DEN 20 (9:27) B.Osweiler sacked at DEN 10 for -10 yards (R.Kerrigan).
- 2-20-DEN 10 (8:47) (Shotgun) B.Osweiler pass incomplete short middle to D.Booker (A.Lanier).
- 3-20-DEN 10 (8:43) (Shotgun) D.Booker left guard to DEN 18 for 8 yards (D.Swearinger).
- 4-12-DEN 18 (8:05) R.Dixon punts 48 yards to WAS 34, Center-C.Kreiter, fair catch by J.Crowder.

Washington Redskins at 7:56

- 1-10-WAS 34 (7:56) (Shotgun) K.Cousins pass short right to S.Perine to WAS 38 for 4 yards (S.Barrett).
- 2-6-WAS 38 (7:11) (Shotgun) K.Cousins pass short right to K.Bibbs pushed ob at DEN 41 for 21 yards (A.Talib; B.Marshall). P12
- 1-10-DEN 41 (6:34) K.Bibbs right guard to DEN 42 for -1 yards (T.Davis, V.Miller).
- 2-11-DEN 42 (5:54) (Shotgun) K.Cousins pass short middle to J.Doctson to DEN 29 for 13 yards (A.Talib). P13
- 1-10-DEN 29 (5:12) (Shotgun) K.Cousins pass short left to J.Crowder to DEN 17 for 12 yards (B.Marshall). P14
- 1-10-DEN 17 (4:28) (Shotgun) K.Cousins pass incomplete deep right to N.Paul.
- 2-10-DEN 17 (4:22) (Shotgun) K.Bibbs left tackle to DEN 11 for 6 yards (B.Marshall).
- 3-4-DEN 11 (3:40) (Shotgun) K.Cousins pass incomplete short middle to J.Doctson.
- 4-4-DEN 11 **(3:35) D.Hopkins 29 yard field goal is GOOD, Center-N.Sundberg, Holder-T.Way.**

DEN 3 WAS 13, 9 plays, 55 yards, 4:26 drive, 11:30 elapsed

D.Hopkins kicks 58 yards from WAS 35 to DEN 7. D.Booker to DEN 17 for 10 yards (O.Peters, N.Paul).

Denver Broncos at 3:30, (1st play from scrimmage 3:26)

- 1-10-DEN 17 (3:26) C.Anderson right guard to DEN 20 for 3 yards (J.Galette).
- 2-7-DEN 20 (2:51) (Shotgun) B.Osweiler scrambles right guard to DEN 25 for 5 yards (P.Smith).
- 3-2-DEN 25 (2:05) (Shotgun) D.Booker up the middle to DEN 28 for 3 yards (J.Harvey-Clemons). R11
- 1-10-DEN 28 (1:33) C.Anderson up the middle to DEN 27 for -1 yards (M.Spaight).
- 2-11-DEN 27 (:57) (Shotgun) B.Osweiler sacked at DEN 20 for -7 yards (R.Kerrigan).
- 3-18-DEN 20 (:14) (Shotgun) B.Osweiler pass short left to D.Henderson pushed ob at DEN 27 for 7 yards (K.Fuller).

END OF QUARTER

	Score	Time Poss	First Downs				Efficiencies	
			R	P	X	T	3 Down	4 Down
Denver Broncos	3	5:01	1	0	0	1	1/3	0/0
Washington Redskins	13	9:59	0	6	0	6	2/3	0/0

Fourth Quarter

12/24/2017

Play By Play

Denver Broncos continued.

4-11-DEN 27 (15:00) R.Dixon punts 53 yards to WAS 20, Center-C.Kreiter. J.Crowder to WAS 23 for 3 yards (J.Jones).

Washington Redskins at 14:48

1-10-WAS 23 (14:48) S.Perine left end pushed ob at WAS 34 for 11 yards (D.Stewart). R15

1-10-WAS 34 (14:07) K.Cousins pass short left to J.Sprinkle to WAS 40 for 6 yards (B.Marshall).

2-4-WAS 40 (13:31) S.Perine right end pushed ob at WAS 48 for 8 yards (T.Davis). R16

1-10-WAS 48 (12:57) S.Perine right end to DEN 48 for 4 yards (S.Barrett).

2-6-DEN 48 (12:15) (Shotgun) K.Cousins pass deep right to J.Doctson for 48 yards, TOUCHDOWN. P17

D.Hopkins extra point is GOOD, Center-N.Sundberg, Holder-T.Way.

DEN 3 WAS 20, 5 plays, 77 yards, 2:41 drive, 2:53 elapsed

D.Hopkins kicks 65 yards from WAS 35 to end zone, Touchback.

Denver Broncos at 12:07

1-10-DEN 25 (12:07) B.Osweiler pass incomplete short left to D.Thomas.

PENALTY on WAS-B.Breeland, Defensive Holding, 5 yards, enforced at DEN 25 - No Play. X121-10-DEN 30 (12:03) (Shotgun) B.Osweiler pass short right to C.Anderson pushed ob at DEN 32 for 2 yards (Z.Vigil).

2-8-DEN 32 (11:29) C.Anderson left tackle to DEN 43 for 11 yards (K.Fuller). R13

1-10-DEN 43 (11:01) (No Huddle, Shotgun) C.Anderson left end pushed ob at 50 for 7 yards (B.Breeland).*PENALTY on DEN-G.Bolles, Offensive Holding, 10 yards, enforced at DEN 43 - No Play.*

1-20-DEN 33 (10:40) B.Osweiler pass short left to D.Booker to DEN 36 for 3 yards (P.Robertson).

2-17-DEN 36 (10:01) (Shotgun) B.Osweiler pass short middle to D.Booker to DEN 32 for -4 yards (Z.Vigil).

3-21-DEN 32 (9:20) (Shotgun) B.Osweiler pass short right to C.Anderson pushed ob at DEN 40 for 8 yards (J.Harvey-Clemons).

4-13-DEN 40 (9:00) R.Dixon punts 49 yards to WAS 11, Center-C.Kreiter, out of bounds.

Washington Redskins at 8:53

1-10-WAS 11 (8:53) S.Perine right tackle to WAS 13 for 2 yards (D.Peko).

2-8-WAS 13 (8:16) K.Cousins pass short left to R.Grant pushed ob at WAS 19 for 6 yards (A.Talib).

PENALTY on DEN-V.Miller, Defensive Offside, 5 yards, enforced at WAS 13 - No Play.

2-3-WAS 18 (7:51) S.Perine left end to WAS 28 for 10 yards (D.Stewart, D.Peko). R18

*PENALTY on WAS-A.Kouandjio, Unnecessary Roughness, 14 yards, enforced between downs.*1-10-WAS 14 (7:26) K.Bibbs right tackle to WAS 16 for 2 yards (T.Davis, A.Talib).

2-8-WAS 16 (6:53) K.Cousins pass incomplete short left to J.Doctson.

3-8-WAS 16 (6:49) (Shotgun) K.Cousins pass incomplete deep left to R.Grant [D.Walker].

4-8-WAS 16 (6:43) T.Way punts 46 yards to DEN 38, Center-N.Sundberg, fair catch by J.Taylor.

Denver Broncos at 6:36

1-10-DEN 38 (6:36) (Shotgun) B.Osweiler pass incomplete short left to D.Booker (B.Breeland).

2-10-DEN 38 (6:28) (Shotgun) B.Osweiler sacked at DEN 36 for -2 yards (P.Smith).

3-12-DEN 36 (5:55) (No Huddle, Shotgun) B.Osweiler pass short middle to D.Thomas to DEN 46 for 10 yards (Z.Vigil).

4-2-DEN 46 (5:20) (No Huddle, Shotgun) B.Osweiler pass incomplete short right to B.Fowler.

*Penalty on DEN, Illegal Formation, declined.***Washington Redskins at 5:16**

1-10-DEN 46 (5:16) S.Perine left end to DEN 46 for no gain (B.Marshall).

Timeout #1 by DEN at 05:09.

2-10-DEN 46 (5:09) K.Cousins pass incomplete short right to J.Doctson.

3-10-DEN 46 (5:02) S.Perine right end to DEN 46 for no gain (V.Miller). FUMBLES (V.Miller), RECOVERED by DEN-V.Miller at DEN 46.

Denver Broncos at 4:56

1-10-DEN 46 (4:56) (Shotgun) B.Osweiler pass incomplete short middle to C.Anderson [J.Galette].

2-10-DEN 46 (4:52) (Shotgun) B.Osweiler pass incomplete short left to D.Thomas.

3-10-DEN 46 (4:47) (Shotgun) B.Osweiler pass incomplete short middle to D.Booker (D.Everett).

Washington challenged the incomplete pass ruling, and the play was REVERSED.

(Shotgun) B.Osweiler pass short middle to D.Booker to WAS 48 for 6 yards (D.Everett). FUMBLES (D.Everett), RECOVERED by WAS-A.Lanier at 50. A.Lanier to 50 for no gain (C.McGovern).

*PENALTY on DEN-C.McGovern, Unsportsmanlike Conduct, 15 yards, enforced at 50.***Washington Redskins at 4:41**

Denver Broncos vs Washington Redskins at FedExField

1-10-DEN 35 (4:41) K.Bibbs left end to DEN 35 for no gain (T.Davis).

Timeout #2 by DEN at 04:35.

2-10-DEN 35 (4:35) K.Bibbs left end to DEN 31 for 4 yards (D.Stewart).

Timeout #3 by DEN at 04:29.

3-6-DEN 31 **(4:29) K.Cousins pass deep left to V.Davis for 31 yards, TOUCHDOWN [S.Barrett].**

P19

D.Hopkins extra point is GOOD, Center-N.Sundberg, Holder-T.Way.

DEN 3 WAS 27, 3 plays, 35 yards, 0:20 drive, 10:39 elapsed

D.Hopkins kicks 65 yards from WAS 35 to end zone, Touchback.

Denver Broncos at 4:21

1-10-DEN 25 (4:21) (Shotgun) D.Henderson up the middle to DEN 22 for -3 yards (P.Smith).

2-13-DEN 22 (3:55) (No Huddle, Shotgun) B.Osweiler pass incomplete short middle to J.Heuerman (M.Spaight).

3-13-DEN 22 (3:50) (Shotgun) B.Osweiler pass short left to D.Thomas to DEN 30 for 8 yards (B.Breeland).

4-5-DEN 30 (3:21) (No Huddle, Shotgun) B.Osweiler scrambles right end to DEN 48 for 18 yards (J.Norman). R14

1-10-DEN 48 (2:55) (No Huddle, Shotgun) D.Booker up the middle to WAS 41 for 11 yards (J.Norman). R15

1-10-WAS 41 (2:25) (No Huddle, Shotgun) B.Osweiler pass incomplete short right to J.Taylor.

2-10-WAS 41 (2:17) (Shotgun) B.Osweiler pass incomplete short left to D.Booker [S.McGee].

3-10-WAS 41 (2:12) (Shotgun) B.Osweiler pass short middle to C.Anderson to WAS 27 for 14 yards (Z.Vigil). P16

Two-Minute Warning

1-10-WAS 27 (2:00) (Shotgun) B.Osweiler pass short left to C.Anderson pushed ob at WAS 19 for 8 yards (Q.Dunbar).

2-2-WAS 19 (1:53) (Shotgun) B.Osweiler pass short right to A.Traylor to WAS 5 for 14 yards (Z.Vigil). P17

1-5-WAS 5 **(1:22) (No Huddle, Shotgun) C.Anderson right guard for 5 yards, TOUCHDOWN.** R18

(Pass formation) TWO-POINT CONVERSION ATTEMPT. B.Osweiler pass to C.Anderson is complete. ATTEMPT SUCCEEDS.

DEN 11 WAS 27, 11 plays, 75 yards, 3:03 drive, 13:42 elapsed

B.McManus kicks onside 14 yards from DEN 35 to DEN 49. N.Paul to DEN 44 for 5 yards (B.Fowler).

Washington Redskins at 1:18, (1st play from scrimmage 1:15)

1-10-DEN 44 (1:15) K.Cousins kneels to DEN 45 for -1 yards.

2-11-DEN 45 (:37) K.Cousins kneels to DEN 46 for -1 yards.

END OF QUARTER

	Score	Time Poss	First Downs				Efficiencies	
			R	P	X	T	3 Down	4 Down
Denver Broncos	11	8:04	4	2	1	7	1/5	1/2
Washington Redskins	27	6:56	3	2	0	5	1/3	0/0

Miscellaneous Statistics Report

Denver Broncos vs Washington Redskins
12/24/2017 at FedExField

Ten Longest Plays for Denver Broncos

Yards	Qtr	Play Start	Play Description
24	1	1-10-DEN 16	(12:06) B.Osweiler pass deep left to D.Thomas pushed ob at DEN 40 for 24 yards (M.Spaight).
22	2	3-6-DEN 47	(:40) (Shotgun) B.Osweiler pass short middle to J.Taylor to WAS 31 for 22 yards (F.Moreau) [R.Kerrigan].
21	2	2-5-DEN 26	(14:08) C.Anderson right tackle to DEN 47 for 21 yards (J.Norman).
21	2	1-10-DEN 15	(6:09) C.Anderson left guard to DEN 36 for 21 yards (D.Swearinger).
19	2	2-9-DEN 26	(2:00) (Shotgun) B.Osweiler pass short middle to D.Booker to DEN 45 for 19 yards (Z.Vigil).
18	4	4-5-DEN 30	(3:21) (No Huddle, Shotgun) B.Osweiler scrambles right end to DEN 48 for 18 yards (J.Norman).
16	2	2-10-DEN 47	(12:46) B.Osweiler pass short right to A.Janovich pushed ob at WAS 37 for 16 yards (M.Spaight; J.Norman).
14	4	3-10-WAS 41	(2:12) (Shotgun) B.Osweiler pass short middle to C.Anderson to WAS 27 for 14 yards (Z.Vigil).
14	4	2-2-WAS 19	(1:53) (Shotgun) B.Osweiler pass short right to A.Traylor to WAS 5 for 14 yards (Z.Vigil).
13	2	1-10-DEN 45	(1:50) (Shotgun) D.Booker up the middle to WAS 47 for 8 yards (A.Lanier; J.Harvey-Clemons). PENALTY on WAS-A.Lanier, Defensive Delay of Game, 5 yards, enforced at WAS 47.

Ten Longest Plays for Washington Redskins

Yards	Qtr	Play Start	Play Description
48	4	2-6-DEN 48	(12:15) (Shotgun) K.Cousins pass deep right to J.Doctson for 48 yards, TOUCHDOWN.
36	3	3-6-WAS 43	(12:12) (Shotgun) K.Cousins pass short middle to R.Grant to DEN 21 for 36 yards (J.Carter).
32	2	1-10-WAS 40	(9:42) (Shotgun) K.Cousins pass deep middle to R.Grant to DEN 28 for 32 yards (D.Stewart).
31	4	3-6-DEN 31	(4:29) K.Cousins pass deep left to V.Davis for 31 yards, TOUCHDOWN [S.Barrett].
21	3	2-6-WAS 38	(7:11) (Shotgun) K.Cousins pass short right to K.Bibbs pushed ob at DEN 41 for 21 yards (A.Talib; B.Marshall).
15	2	2-10-DEN 15	(2:13) (Shotgun) K.Cousins pass short middle to J.Crowder for 15 yards, TOUCHDOWN.
14	3	2-8-WAS 25	(14:19) (Shotgun) K.Cousins pass short middle to J.Crowder to WAS 39 for 14 yards (B.Roby).
13	2	1-10-WAS 27	(10:27) K.Cousins pass short right to R.Grant to WAS 40 for 13 yards (A.Talib).
13	2	1-10-DEN 38	(4:33) K.Bibbs left tackle to DEN 25 for 13 yards (D.Stewart).
13	3	2-11-DEN 42	(5:54) (Shotgun) K.Cousins pass short middle to J.Doctson to DEN 29 for 13 yards (A.Talib).

Touchdown Scoring Information

		Offense	Defense	Special Teams
VISITOR	Denver Broncos	1	0	0
HOME	Washington Redskins	3	0	0

Player Scoring Information

Club	Player	TD	Rush TD	Rec TD	KO TD	Punt TD	Int TD	Fum TD	Misc TD	FG	XP	2Pt Rush	2Pt Rec	Sfty	Points
DEN	C.Anderson	0	1	0	0	0	0	0	0	0	0	0	1	0	8
DEN	B.McManus	0	0	0	0	0	0	0	0	1	0	0	0	0	3
WAS	D.Hopkins	0	0	0	0	0	0	0	0	2	3	0	0	0	9
WAS	J.Crowder	0	0	1	0	0	0	0	0	0	0	0	0	0	6
WAS	J.Doctson	0	0	1	0	0	0	0	0	0	0	0	0	0	6
WAS	V.Davis	0	0	1	0	0	0	0	0	0	0	0	0	0	6

Possession Detail

	First Half		Second Half		Game	
	Visitor	Home	Visitor	Home	Visitor	Home
Largest Lead	3	7	0	24	3	24
Drives Leading	1	1	0	7	1	8
Time of Possession Leading	3:13	0:38	0:00	16:55	3:13	17:33
Largest Deficit	-7	-3	-24	0	-24	-3
Drives Trailing	2	2	6	0	8	2
Time of Possession Trailing	1:29	7:38	13:05	0:00	14:34	7:38
Times Score Tied Up		1		0		1
Lead Changes		2		0		2

