



BEARS



VS



CHICAGO BEARS vs MINNESOTA VIKINGS

SUN DEC 31 2017 NOON U.S. BANK STADIUM



2017 CHICAGO BEARS SCHEDULE

(5-10, 4th NFC NORTH)

DAY	DATE	OPPONENT	TIME/RESULT	TV
SUNDAY	SEPTEMBER 10	FALCONS	L, 17-23	FOX
Sunday	September 17	at Tampa Bay	L, 7-29	FOX
SUNDAY	SEPTEMBER 24	STEELERS	W, 23-17 (ot)	CBS
Thursday	September 28	at Green Bay	L, 14-35	CBS/NFLN
MONDAY	OCTOBER 9	VIKINGS	L, 17-20	ESPN
Sunday	October 15	at Baltimore	W, 27-24 (ot)	FOX
SUNDAY	OCTOBER 22	PANTHERS	W, 17-3	CBS
Sunday	October 29	at New Orleans	L, 12-20	FOX
Sunday	November 5	Bye		
SUNDAY	NOVEMBER 12	PACKERS	L, 16-23	FOX
SUNDAY	NOVEMBER 19	LIONS	L, 24-27	FOX
Sunday	November 26	at Philadelphia	L, 3-31	FOX
SUNDAY	DECEMBER 3	49ERS	L, 14-15	CBS
Sunday	December 10	at Cincinnati	W, 33-7	FOX
Saturday	December 16	at Detroit	L, 10-20	NFLN
SUNDAY	DECEMBER 24	BROWNS	W, 20-3	CBS
Sunday	December 31	at Minnesota	Noon*	FOX

All times are Central; **HOME GAMES IN BOLD CAPS**

* Game dates and times subject to change

NFC NORTH STANDINGS

TEAM	W	L	T	PCT	PF	PA
Minnesota	12	3	0	.800	359	242
Detroit	8	7	0	.533	375	365
Green Bay	7	8	0	.467	309	349
Chicago	5	10	0	.333	254	297



GAME RELEASE | WEEK 17

BEARS

CHICAGO BEARS at MINNESOTA VIKINGS

DEC 31, 2017 | NOON | U.S. BANK STADIUM



THE BROADCASTS

TV: FOX

Kevin Burkhardt (talent)
Charles Davis (analyst)
Pam Oliver (reporter)



RADIO: WBBM 780 AM, 105.9 FM
Jeff Joniak (talent)
Tom Thayer (analyst)
Zach Zaidman (reporter)



SPANISH RADIO: Univision 1200AM, Latino Mix 93.5FM
Hector Lozano (talent), **Omar Ramos** (analyst).

SiriusXM: Channel 121, internet channel 805

QUICK COMPARISON



Record 5-10 (4th NFCN)
Pts/Gm 16.9
Rush Yds/Gm 117.2
Pass Yds/Gm 176.0
Total Off/Gm 293.2
Total Def/Gm 318.5



Record 12-3 (1st NFCN)
Pts/Gm 23.9
Rush Yds/Gm 120.7
Pass Yds/Gm 238.2
Total Off/Gm 358.9
Total Def/Gm 280.9

INDIVIDUAL LEADERS

PASSING

#10 Mitchell Trubisky
176-294; 2,015 yds
7 TD, 7 INT, 78.5 QBR

PASSING

#7 Case Keenum
304-452; 3,358 yds
21 TD, 7 INT, 98.1 QBR

RUSHING

#24 Jordan Howard
267-1,113 yds; 9 TD, 4.2 ypc

RUSHING

#25 Latavius Murray
196-731 yds; 6 TD, 3.7 ypc

RECEIVING

#13 Kendall Wright
54-585 yds; 1 TD, 10.8 ypc

RECEIVING

#19 Adam Thielen
85-1,215 yds; 4 TD, 14.3 ypc

DEFENSE

#96 Akiem Hicks
51 tackles; 8.5 sacks

DEFENSE

#54 Eric Kendricks
109 tackles; 1.0 sacks; 1 INT

SERIES HISTORY

The Bears and Vikings are meeting for the 114th time in the all-time rivalry that started in 1961 with the Vikings leading 59-52-2. Minnesota edged the Bears, 20-17, earlier this season in Week 5 on Monday Night Football in Chicago in quarterback Mitchell Trubisky's first career start.

FIRST AND 10

- For the second consecutive year, the Bears and Vikings are closing out the regular season at U.S. Bank Stadium.
- The Bears swept the AFC North this season with victories over the Steelers (23-17), at the Ravens (27-24 ot) and Bengals (33-7) and vs. the Browns (20-3).
- RB **Jordan Howard** is second in the NFC and fifth in the NFL with 1,113 rushing yards to go along with nine TDs. He is the first Bear in franchise history to start their career with consecutive 1,000-yard rushing seasons. He has 12 100-yard rushing games since the start of last season.
- QB **Mitchell Trubisky** has passed for a Bears rookie record 2,015 yards in only 11 starts this season.
- In his last 3 games Trubisky has thrown for 778 yards on 70 of 101 passing, including a career-high 314 yds at Detroit.
- WR **Kendall Wright** has 21 catches over his last three games -- the third most in the NFL during that span -- for 215 yards, including 70 of those yards after the catch.
- DL **Akiem Hicks** has a career-high 8.5 sacks on the season, topping his 7.0 sacks he had last season. He now has 15.5 sacks over his past two seasons in a Bears uniform.
- DB **Kyle Fuller** has 66 total tackles, two INTs and 22 passes defended on the season. He is the only player in the NFL with at least 65 tackles and 20 passes defended.
- Bears rookies have accounted for 17 of Chicago's 30 touchdowns this season.
- Chicago's defense has allowed just 12 offensive touchdowns over the past 41 quarters of play.

WEEKLY MEDIA SCHEDULE

WEDNESDAY

11:40 a.m. Practice at Halas Hall
HC John Fox available at podium after practice
OC Dowell Loggains available at podium
QB Mitchell Trubisky available at podium
Open locker room following podium availability
Conference call times TBA

THURSDAY

11:40 a.m. Practice at Halas Hall
HC John Fox available at podium following practice
DC Vic Fangio available at PNC Center podium
STC Jeff Rodgers available at PNC Center podium
Open locker room following podium availability

FRIDAY

11:25 a.m. Practice at Halas Hall
HC John Fox available at podium following practice
Open locker room following Coach Fox availability

SATURDAY

No availability

SUNDAY

Bears at Vikings, Noon CT



THE COACHES



John Fox..... Coach Mike Zimmer
Bears..... Team Vikings
San Diego State..... Alma Mater Illinois State
16th..... Years as NFL Head Coach..... 4th
3rd..... Years with Team 4th
14-33..... Record with Team 38-25
133-122..... Career Record..... 38-25
8-7..... Career Playoff Record..... 0-1
5-6..... Career Record vs. Opponent 3-4
1-4..... Career Record vs. Coach 4-1

BEARS FOOTBALL STAFF

Head Coach: John Fox (named 1/16/2015)
Record at Chicago: 14-33 (3rd Season)
Career Record: 133-122 (16th Season)
Defensive Coordinator Vic Fangio
Offensive Coordinator..... Dowell Loggains
Special Teams Coordinator Jeff Rodgers
Quarterbacks Dave Ragone
Running Backs..... Curtis Modkins
Offensive Line Jeremiah Washburn
Wide Receivers Zach Azzanni
Offensive Assistant..... John Dunn
Offensive Assistant..... Ben McDaniels
Tight Ends Frank Smith
Assistant Offensive Line Ben Wilkerson
Linebackers Glenn Pires
Defensive Line Jay Rodgers
Defensive Quality Control..... Sean Desai
Defensive Backs..... Ed Donatell
Assistant Defensive Backs Roy Anderson
Outside Linebackers Brandon Staley
Assistant Special Teams Derius Swinton II
Strength and Conditioning Jason George
Asst. Strength and Conditioning Pierre Ngo
Asst. Strength and Conditioning Rick Perry

BEARS MEDIA RELATIONS STAFF

VP of Communications..... Brandon Faber
Director of Media Relations..... Adam Widman
Media Relations Coordinator Jared Ellerson
Media Relations Assistant Aaron Clark
Public Relations Specialist Meghan Bower
Media Relations Seasonal Ben Schmitz
SVP Marketing & Communications Scott Hagel
Email First Name.Last Name@Bears.NFL.Net
Media Relations Phone Number 847-295-9657

LAST TIME OUT



WEEK 16
Bears 20, Browns 3
Soldier Field (58,796)
Sunday, Dec. 24, 2017

Table with 5 columns: CLEVELAND, CHICAGO, and 3 empty columns. Values: CLEVELAND 0 3 0 0 3, CHICAGO 6 0 14 0 20

FIRST QUARTER
Bears 1:20 Howard 2 yd. run (kick blocked)

SECOND QUARTER
Browns 0:01 Gonzalez 48 yd. Field Goal

THIRD QUARTER
Bears 12:23 Howard 16 yd. run (Nugent kick)
Bears 3:27 Trubisky 4 yd. run (Nugent kick)

Table with 2 columns: BROWNS, BEARS. Rows include First Downs, 3rd Down, Total Net Yards, Off Plays, Avg Gain, Rushing Net, Passing Net, Penalties (Yds), Turnovers, Punts (Avg), TDs, FGs, TO Remain, Time of Poss.

PASSING LEADERS
BROWNS - Kizer 18-36, 182 yds, 0 TD, 2 INT.
BEARS - Trubisky 14-23, 193 yds, 0 TD, 0 INT.

RUSHING LEADERS
BROWNS - 12-44; Johnson 4-20; Kizer 3-8; Dayes 1-3.
BEARS - Howard 22-44, 2 TD; Trubisky 7-44, 1 TD; Cohen 2-9.

RECEIVING LEADERS
BROWNS - Johnson 7-81; Louis 1-35; Higgins 2-20; Gordon 2-19; Njoku 1-13; DeValve 3-12; Coleman 1-3; Crowell 1-3.
BEARS - Cunningham 2-62; Bellamy 3-49; Wright 4-27; Sims 1-24; Inman 2-19; Cohen 2-12.



TEAM COMPARISON

	BEARS	VIKINGS
Record	5-10	12-3
Division Standing	4th (NFCN)	1st (NFCN)
Turnover Margin	0 (T-17th)	+5 (T-11th)

OFFENSE (NFL RANK)

Net Yards Per Game	293.2 (30th)	358.9 (10th)
Yards Per Play	4.99 (22nd)	5.45 (12th)
Points Per Game	16.9 (29th)	23.9 (10th)
Possession Avg.	28:59	32:12
Net Rushing YPG	117.2 (11th)	120.7 (8th)
Net Passing YPG	176.0 (31st)	238.2 (13th)
Had Intercepted/Yds	12/180	8/97
Sacks Allowed/Yds	38/267	25/167
Fumbles/Lost	24/10	11/6
3rd Down Pct.	36.3 (24th)	43.8 (3rd)
Red Zone TD Pct.	64.5 (3rd)	55.6 (13th)
Giveaways	22	14

DEFENSE (NFL RANK)

Net Yards	318.5 (8th)	280.9 (1st)
Yards Per Play	5.10 (11th)	4.67 (1st)
Points Per Game	19.8 (8th)	16.1 (1st)
Net Rushing Yds	105.5 (9th)	87.1 (2nd)
Net Passing Yds	213.1 (8th)	193.8 (2nd)
Interceptions/Yards	8/253	14/200
Sacks For/Yards	40/268	36/244
Opp. Fumbles/Lost	19/14	16/5
3rd Down Pct.	39.3 (21st)	26.3 (1st)
Red Zone TD Pct.	45.7 (T-6th)	42.1 (2nd)
Takeaways	22	19

SPECIAL TEAMS (NFL RANK)

Punts-Avg. Yds (Gross)	46.6	41.8
Punts-Avg. Yds (Net)	39.3	39.6
Punt Returns-Avg. Per	8.8	10.0
Punt Returns-Avg. Per Allowed ..	11.0	6.4
KO Returns-Avg. Per	21.0	24.8
KO Returns-Avg. Per Allowed	21.8	22.8
FG Made/Attempted	15/21	32/37

PENALTIES

Penalties Against/Yards	105/827	88/846
Opp. Penalties Against/Yds	106/807	95/812

INDIVIDUAL COMPARISON

BEARS	VIKINGS
PASSING YARDS	
Trubisky	2,015
Glennon	833
Keenum	3,358
Bradford	382

RUSHING YARDS

Howard	1,113
Cohen	357
Trubisky	246
Murray	731
McKinnon	526
Cook	354

RECEIVING YARDS

Wright	585
Bellamy	346
Cohen	339
Thielen	1,215
Diggs	784
Rudolph	529

POINTS SCORED

Howard	54
Cohen	24
Shaheen	18
Forbath	127
Rudolph	48
Diggs	42

INTERCEPTIONS

Jackson	2
Callahan	2
Fuller	2
Smith	5
Three Tied	2
Three Tied	1

SACKS

Hicks	8.5
Floyd	4.5
McPhee, Houston	4.0
Griffen	13.0
Hunter	7.0
Joseph	3.5

DEFENSIVE TACKLES (PRESS BOX TOTALS)

Jones	83
Trevathan	83
Fuller	66
Kendricks	109
Sendejo	72
Smith	72

KICKOFF RETURNS (AVG.)

Cohen	23 (22.4)
McKinnon	12 (26.0)

PUNT RETURNS (AVG.)

Cohen	28 (9.3)
Sherels	32 (10.0)

FIELD GOALS (AVG.)

Nugent	3/3 (100.0%)
Forbath	32/37 (86.5%)

PUNTS (GROSS/NET AVG.)

O'Donnell80 (46.6/39.3)
Quigley	63 (41.8/39.6)

**BEARS-VIKINGS SERIES HISTORY · VIKINGS LEAD 59-52-2**

1961 – Vikings, 37-13	Minneapolis Bears, 52-35	Chicago (Wrigley)	1990 – Bears, 19-16	Chicago Vikings, 41-13	Minneapolis
1962 – Bears, 13-0	Minneapolis Bears, 31-30	Chicago (Wrigley)	1991 – Bears, 10-6	Chicago Bears, 34-17 (mnf)	Minneapolis
1963 – Bears, 28-7	Minneapolis Tie 17-17	Chicago (Wrigley)	1992 – Vikings, 21-20	Minneapolis Vikings, 38-10 (mnf)	Chicago
1964 – Bears, 34-28	Minneapolis Vikings, 41-14	Chicago (Wrigley)	1993 – Vikings, 10-7	Minneapolis Vikings, 19-12 (mnf)	Chicago
1965 – Bears, 45-37	Minneapolis Vikings, 24-17	Chicago (Wrigley)	1994 – Vikings, 42-14	Chicago Vikings, 33-27 (ot, thu)	Minneapolis
1966 – Bears, 13-10	Minneapolis Bears, 41-28	Chicago (Wrigley)	1995 – Bears, 15-13 (mnf)	Minneapolis Bears, 35-18 (playoff)	Minneapolis
1967 – Bears, 17-7	Minneapolis Tie, 10-10	Chicago (Wrigley)	1996 – Vikings, 20-14	Chicago Bears, 15-13 (mnf)	Minneapolis
1968 – Bears, 27-17	Minneapolis Bears, 26-24	Chicago (Wrigley)	1997 – Vikings, 27-24	Chicago Vikings, 29-22	Minneapolis
1969 – Vikings, 31-0	Chicago (Wrigley) Vikings, 31-14	Minneapolis	1998 – Vikings, 31-28	Chicago Vikings, 48-22 (sn)	Minneapolis
1970 – Vikings, 24-0	Chicago (Wrigley) Vikings, 16-13	Minneapolis	1999 – Bears, 24-22	Minneapolis Vikings, 27-24 (ot)	Chicago
1971 – Bears, 20-17	Minneapolis Vikings, 27-10	Chicago	2000 – Vikings, 30-27	Minneapolis Vikings, 28-16	Chicago
1972 – Bears, 13-10 (mnf)	Chicago Vikings, 23-10	Minneapolis	2001 – Bears, 17-10	Chicago Bears, 13-6	Minneapolis
1973 – Vikings, 22-13	Chicago Vikings, 31-13	Minneapolis	2002 – Bears, 27-23	Champaign, Ill. Vikings, 25-7	Minneapolis
1974 – Vikings, 11-7	Minneapolis Vikings, 17-0	Chicago	2003 – Vikings, 24-13	Minneapolis Bears, 13-10	Chicago
1975 – Vikings, 28-3	Minneapolis Vikings, 13-9 (mnf)	Chicago	2004 – Vikings, 27-22	Minneapolis Bears, 24-14	Chicago
1976 – Vikings, 20-19	Minneapolis Bears, 14-13	Chicago	2005 – Bears, 28-3	Chicago Vikings, 34-10	Minneapolis
1977 – Vikings, 22-16 (ot)	Minneapolis Bears, 10-7	Chicago	2006 – Bears, 19-16	Minneapolis Bears, 23-13	Chicago
1978 – Vikings, 24-20 (mnf)	Chicago Vikings, 17-14	Minneapolis	2007 – Vikings, 34-31	Chicago Vikings, 20-13 (mnf)	Minneapolis
1979 – Bears, 26-7	Chicago Vikings, 30-27	Minneapolis	2008 – Bears, 48-41	Chicago Vikings, 34-14 (sn)	Minneapolis
1980 – Vikings, 34-14	Chicago Vikings, 13-7	Minneapolis	2009 – Vikings, 36-10	Minneapolis Bears, 36-30 (ot, mnf)	Chicago
1981 – Vikings, 24-21	Minneapolis Bears, 10-9	Chicago	2010 – Bears, 27-13	Chicago Bears, 40-14 (mnf)	Minneapolis (TCF)
1982 – Vikings, 35-7	Minneapolis Vikings, 23-14	Chicago	2011 – Bears, 39-10	Chicago Bears, 17-13	Minneapolis
1983 – Vikings, 23-14	Chicago Bears, 19-13	Minneapolis	2012 – Bears, 28-10	Chicago Vikings, 21-14	Minneapolis
1984 – Bears, 16-7	Chicago Bears, 34-3	Minneapolis	2013 – Bears, 31-30	Chicago Vikings, 23-20 (ot)	Minneapolis
1985 – Bears, 33-24 (thu)	Minneapolis Bears, 27-9	Chicago	2014 – Bears, 21-13	Chicago Vikings, 13-9	Minneapolis (TCF)
1986 – Bears, 23-0	Chicago Vikings, 23-7	Minneapolis	2015 – Vikings, 23-20	Chicago Vikings, 38-17	Minneapolis (TCF)
1987 – Bears, 27-7	Chicago Bears, 30-24 (sn)	Minneapolis	2016 – Bears, 20-10 (mnf)	Chicago Vikings, 38-10	Minneapolis
1988 – Vikings, 31-7	Chicago Vikings, 28-27 (mnf)	Minneapolis	2017 – Bears, 20-17	Chicago Vikings, 27-16 (sn)	Minneapolis



BEARS-VIKINGS • LAST 2 MEETINGS



2017 • WEEK 5
Vikings 20, Bears 17
 Soldier Field (61,834)
 Monday, Oct. 9, 2017

MINNESOTA	0	3	14	3	0	20
CHICAGO	2	0	7	8	0	17

FIRST QUARTER

Bears 1:31 Bradford sacked in end zone by Floyd for a Safety

SECOND QUARTER

Vikings 1:02 Forbath 26 yd. Field Goal

THIRD QUARTER

Vikings 8:16 Rudolph 13 yd. pass from Keenum (Forbath kick)

Bears 5:23 Cunningham 38 yd. pass from O'Donnell (Barth kick) (7-75, 2:53)

Vikings 3:31 McKinnon 58 yd. run (Forbath kick)

FOURTH QUARTER

Bears 12:24 Miller 20 yd. pass from Trubisky (Trubisky run)

Vikings 0:12 Forbath 26 yd. Field Goal

	VIKINGS	BEARS
First Downs.....	17	16
3rd Down	6-15	3-12
Total Net Yards	300	274
Off Plays	67	56
Avg Gain	4.5	4.9
Rushing Net.....	159	115
Passing Net	141	159
Penalties (Yds).....	9 (69)	8 (55)
Turnovers.....	0	2
Punts (Avg).....	6 (43.0)	7 (43.9)
TDs	2	2
FGs.....	2-2	0-0
TO Remain.....	1	0
Time of Poss.....	31:24	28:36

PASSING LEADERS

VIKINGS - Keenum 17-21, 140 yds, 1 TD; Bradford 5-11, 36 yds.

BEARS - Trubisky 12-25, 128 yds, 1 TD, 1 INT; O'Donnell 1-1, 38 yds, 1 TD.

RUSHING LEADERS

VIKINGS - McKinnon 16-95, 1 TD; Murray 12-31; Keenum 1-22; Thielen 1-11.

BEARS - Howard 19-76; Trubisky 3-22; Cohen 6-13.

RECEIVING LEADERS

VIKINGS - McKinnon 6-51; Rudolph 6-45, 1 TD; Thielen 5-34; Murray 2-12; Floyd 1-19; Ham 1-11; Diggs 1-4.

BEARS - Wright 4-46; Miller 3-39, 1 TD; Cunningham 2-43, 1 TD; McBride 1-18; Sims 1-17; Wheaton 1-9.



2016 • Week 17
Bears 10, Vikings 38
 U.S. Bank Stadium (66,808)
 Sunday, January 1, 2017

CHICAGO	0	10	0	0	10
MINNESOTA	7	17	0	14	38

VIKINGS - J.McKinnon 16 yd. pass from S.Bradford (K.Forbath kick) (6-70, 3:24). **VIKINGS** - K.Forbath 21 yd. Field Goal (14-93, 7:33). **VIKINGS** - K.Rudolph 22 yd. pass from S.Bradford (K.Forbath kick) (3-35, 1:22). **BEARS** - M.Barkley 2 yd. pass from C.Meredith (C.Barth kick) (17-85, 7:56). **VIKINGS** - J.Wright 1 yd. pass from S.Bradford (K.Forbath kick) (5-21, 0:42). **BEARS** - C.Barth 29 yd. Field Goal (2-31, 0:18). **VIKINGS** - J.McKinnon 10 yd. run (K.Forbath kick) (4-40, 1:56). **VIKINGS** - Griffen 20 yd. fumble return (Forbath kick).

	Bears	Vikings
First downs	19	21
Total net yards	323	374
Rushes-yards	37-183	28-124
Att-comp-net	20-13-140	34-25-250
Times thrown-yds lost	2-9	0-0
Int-Total TDs	2-1	1-5
Punts - avg	3-47.7	2-32.0
Penalties-yards	6-49	2-15
Fumbles-lost	4-3	0-0
Time of possession	29:48	30:12

RUSHING

BEARS - Howard 23-135; J. Langford 10-26; J. Bellamy 2-18; B. Addison 1-4; D. Fales 1-0.

VIKINGS - J. McKinnon 16-89, TD; S. Bradford 1-24; M. Asiata 8-14; S. Hill 3-(-3).

RECEIVING

BEARS - Meredith 4-61; Langford 3-41; Brown 2-18; Addison 1-11; Jeffery 1-10; Pruitt 1-6; M. Barkley 1-2, TD.

VIKINGS - K. Rudolph 11-117, TD; J. Wright 5-24, TD; M. Asiata 3-31; J. McKinnon 3-21, TD; C. Patterson 1-39; C. Johnson 1-11; A. Thielen 1-7.

PASSING

BEARS - M. Barkley 14-10-125, 2 INT; D. Fales 5-2-22; C. Meredith 1-1-2, TD.

VIKINGS - Bradford 33-25-250, 3 TDs, INT; Hill 1-0-0.

BEARS - None.

VIKINGS - M. Sherels 2-45.

KICKOFF RETURNS

BEARS - D. Thompson 3-107.

VIKINGS - C. Patterson 1-35.

INTERCEPTIONS

BEARS - C. LeBlanc 1-0.

VIKINGS - X. Rhodes 1-4; T. Waynes 1-0.

SACKS

BEARS - None.

VIKINGS - L. Joseph 1-4.5; D. Hunter 0.5-2, B. Robinson 0.5-2.5.



BEARS TOP PERFORMANCES VS. VIKINGS

TEAM *Records since 1950

Offense:

Total Net Yards:	552 (12/17/1961)
Net Passing Yards:	407 (11/14/1999)
Net Rushing yards:	343 (11/20/1977)
Rushing TDs:	3 (Four Times, 9/17/1989)
Receiving TDs:	4 (Three Times, 12/28/2009)
Points Scored:	52 (12/17/1961)
Largest Margin of Victory:	31 (Twice, 9/17/1989)
First Downs:	28 (11/11/1991)
3rd Down Conversions:	11/19 (Twice, 11/25/2012)
4th Down Conversions:	4/6 (12/16/1998)
Rushing Attempts:	63 (11/20/1977)
Receiving Attempts:	11 (11/29/2009)
Passing Attempts:	53 (12/9/2012)
Fewest Passing Attempts:	6 (10/23/1972)
Completions:	34 (11/14/1999)
Fewest Penalties:	0 (10/23/1972)
Time of Possession (Since 1981):	38:38 (11/16/14)

Defense:

Fewest Net Yards Allowed:	151 (10/11/1987)
Fewest Passing Yds Allowed:	57 (12/17/1961)
Fewest Rushing Yds Allowed:	11 (10/28/1996)
Fewest Pts Allowed:	0 (Three Times, 11/3/1974)
Sacks:	12 (12/17/1961)
Passes Defensed:	10 (10/16/2005)
Interceptions:	5 (10/27/1985)
Turnovers:	5 (10 Times, 12/20/2010)
Opp. Penalties:	14-91 (10/16/2005)

Special Teams:

Punt Returns:	6 (Twice, 10/28/1984)
Punt Return Yards:	108 (10/14/2007)
Kick Returns:	8 (Twice, 11/29/2009)
Kick Return Yards:	263 (9/15/2013)
PR Touchdowns:	1 (4 Times, 12/20/2010)
KR Touchdowns:	1 (5 Times, 10/16/2011)
Field Goals Made:	4 (6 Times, 12/20/2010)
Field Goal Long:	55 (Twice, 11/1/2015)
Punts:	10 (10/15/1975)
Punts In20:	5 (11/30/2008)



Did you know: On Dec. 17, 1961, former Bears TE and head coach Mike Ditka helped lead the Bears to a 52-35 win over the Minnesota Vikings, the most points Chicago has ever scored against the Vikings. Ditka contributed with a team-leading 102 receiving yards and 2 TDs.

INDIVIDUAL *Records since 1960

Offense:


Net Passing Yds:	357 (S. Matthews, 11/4/01)
Pass Attempts:	50 (S. Matthews, 11/4/01)
Completion Pct:	73.1 (P. Tom Willis, 11/29/92)
QBR:	102.2 (twice, J. Cutler, 12/15/13)
Receiving Yards:	101 (J. Dooley, 12/11/60)
Receptions:	7 (4 times, 11/1/09)
Receptions by a RB:	6 (twice, A. Thomas, 11/4/01)
Receiving Yards by a RB:	85 (M. Suhey, 9/7/86)
Rush Yards:	137 (T. Jones, 10/09/05)
Rush Attempts:	31 (A. Thomas, 11/4/01)
Rush TDs:	2 (M. Forte, 11/1/09)
Receiving TDs:	1 (15 times, Marshall, Bennett, Jeffery, 2013)
Offensive Touches:	37 (A. Thomas, 11/4/01)
1st Down Rush (1994):	7 (twice, M. Forte, 12/15/13)
1st Down Rec (1994):	6 (M. Booker, 11/4/01)
Overall TDs:	2 (twice, M. Forte, 11/1/09)
Points Scored:	12 (3 times, Forte, Gould, 11/1/09)

Defense:

Tackles:	12 (B. Urlacher, 10/9/05)
Tackles For Loss:	1 (3 times, Ratliff/Bostic, 12/15/13)
Sacks (1982):	2 (R. Colvin, 11/4/01)
Sack Yards:	13 (R. Colvin, 11/4/01)
Interceptions:	2 (Z. Bowman, 12/15/13)
Interception Ret. Yds:	72 (M. Brown, 10/09/05)
Interception Long:	72 (M. Brown, 10/09/05)
Fumbles Forced:	2 (N. Roach, 11/1/09)
Passes Defensed:	3 (D. Woolford, 11/29/92)

Special Teams:

Tackles:	2 (4 times, C. Graham 11/1/09)
Punt Return Yards:	69 (R. Smith, 10/15/72)
PR Touchdowns:	N/A
Kick Return Yards:	105 (D. Hester, 12/15/13)
KR Touchdowns:	1 (D. Gentry, 9/7/86)
Field Goals:	3 (R. Gould, 11/1/09)
Field Goal Long:	47 (K. Butler, 9/7/86)
Punts:	8 (twice, B. Joe Green, 10/15/72)
Punt Long:	56 (B. Maynard, 10/09/05)
Punts In20:	3 (B. Maynard, 11/1/09)



Did you know: On Oct. 17, 1965, former Bears RB Gale Sayers recorded a hat trick, scoring touchdowns on a kick return, receiving touchdown and twice by running the ball into the endzone. Sayers and Chiefs WR Tyreek Hill are the only two players in NFL history to score via KR, rush TD and Rec. TD.



NOTING THE BEARS

- For the second consecutive year, the Bears and Vikings are closing out the regular season at U.S. Bank Stadium.
- The Bears swept the AFC North this season with victories over the Steelers (23-17), at the Ravens (27-24 ot) and Bengals (33-7) and vs. the Browns (20-3).
- In the 33-7 win at Cincinnati in Week 14, the Bears totaled a season-high 482 total yards and 29 first downs. The 33 points were the most by a Bears team since Nov. 15, 2015 at the St. Louis Rams (33-13). The 26-point differential was the largest since a 51-20 win at Tennessee in 2012. Chicago possessed the ball for 38:09, its longest of the season and the second-highest TOP since 2012.
- Bears rookies have accounted for 17 of Chicago's 30 touchdowns this season.

Opponent **Scoring Play**

Falcons **Cohen** 19 yd TD pass from Glennon
 Steelers **Shaheen** 2 yd TD pass from Glennon
 Vikings.....Miller 20 yd TD pass from **Trubisky**
 at Ravens Miller 21 yd TD pass from **Cohen**
 at Ravens Sims 27 yd TD pass from **Trubisky**
 Panthers.....**Jackson** 75 yd fumble return for TD
 Panthers.....**Jackson** 76 yd INT return for TD
 at Saints..... **Cohen** 1 yd TD run
 Packers..... Bellamy 46 yd TD pass from **Trubisky**
 Lions.....**Shaheen** 1 yd TD pass from **Trubisky**
 Lions..... **Cohen** 15 yd TD run
 49ers..... Inman 8 yd TD pass from **Trubisky**
 49ers..... **Cohen** 61 yd punt return for TD
 at Bengals **Trubisky** 4 yd TD run
 at Bengals**Shaheen** 1 yd TD pass from **Trubisky**
 at Lions Cunningham 9 yd pass from **Trubisky**
 Browns **Trubisky** 4 yd TD run

- Chicago has two overtime wins this season. The last time the Bears recorded two overtime victories in the same season was in 2008 when Chicago defeated New Orleans, 27-24, and Green Bay, 20-17, in back-to-back weeks (weeks 15 & 16).
- This season the Bears became the first NFL team since the 1925 Bears to play each of first 11 games against teams that entered the game with a .500 record or better.
- The Bears rank eighth in the NFC with 117.2 rushing yards per game. Chicago rushed for 232 yards in the Week 14 win at Cincinnati, marking the fourth time this season the Bears have topped 200 yards on the ground -- the most 200-yard games in a season since the Bears topped 200 four times in 1990.

- Nine teams in the NFL have rushed for 220+ yards on 12 separate occasions in 2017. The Chicago Bears account for four of those 220+ outings and are the only team with multiple 220+ rushing performances. The Bills, Panthers, Saints, Cowboys, Jets, Jaguars, Rams and Redskins have done it once this season.
- The 231 yards rushing by the Bears in the OT win at Baltimore were the most allowed by a Ravens opponent in their franchise history. The 54 rushing attempts by the Bears at Baltimore were the most since 1988 when the Bears also rushed 54 times in a Week 1 victory vs. Miami.
- Chicago's defense has allowed just 12 offensive touchdowns over the past 41 quarters of play. The Bears have five games this season allowing one or fewer offensive TDs (at Ravens 0 TDs; Panthers 0; 49ers 0; Bengals 1; Browns 0).
- The Bears are third in the NFC and tied for seventh in the NFL with 40.0 sacks on the year.
- The Chicago defense limited Carolina's offense to just three points in Week 7. It was the fourth time since 2010 the Panthers have been held to three or less points and just the second time under head coach Ron Rivera and quarterback Cam Newton's direction (3 points vs. TEN on Nov. 13, 2011).
- Head coach **JOHN FOX** earned his 132nd career regular season victory in Week 14 at Cincinnati, passing Hank Stram for 23rd on the NFL's all-time regular season wins list. Fox is now 133-122.
- RB **JORDAN HOWARD** is second in the NFC and fifth in the NFL with 1,113 rushing yards to go along with nine TDs. He is averaging 74.2 yards per game on the ground and has five rushes of 20+ yards this season, including three 50+ yarders.
- Howard, who rushed for 1,313 yards as a rookie last year, has 1,113 rushing yards this season and is the first player in franchise history to rush for 1,000 yards in each of his first two NFL seasons.

Player	Yr. 1	Yards	Yr. 2	Yards
Jordan Howard	2016	1,313	2017	1,113
Matt Forte	2008	1,238	2009	929
Anthony Thomas	2001	1,183	2002	721
Rashaan Salaam	1995	1,074	1996	496
Beattie Feathers	1934	1,004	1935	281

- Howard also is the fastest player in Bears history to rush for 2,000 yards in a Bears uniform (24 games), besting Walter Patyon's previous mark of 26 games.



NOTING THE BEARS



Second-year RB Jordan Howard is the first Bear to start their career with consecutive 1,000-yard rushing seasons.

- Howard surpassed former Chicago running back Matt Forte (2008-15) for the most yards in their first two seasons with the club in Week 13 vs. San Francisco. Forte had the previous mark with 2,167 yards in his first two seasons from 2008-09. Howard is now first following a rookie campaign which covered 1,313 rushing yards and 1,113 this season.

Rk.	Player	2-Year Total	Years
1.	Jordan Howard	2,426	2016-17
2.	Matt Forte	2,167	2008-09
3.	Gale Sayers	2,098	1965-66
4.	Walter Payton	2,069	1975-76
5.	Anthony Thomas	1,904	2001-02

- Howard leads all NFL players with 12 100-yard rushing games by a running back since the start of the 2016 season, entering the league as a 5th round selection in the 2016 NFL Draft. Howard is the only player among the Top 5 who were selected in the fifth round or later.

Rk.	Player	Team	Drafted	Exp.	100-Yd. Gms
1.	Jordan Howard	CHI	5 (150th)	2	12
2.	Ezekiel Elliott	DAL	1 (3rd)	2	11
2.	LeSean McCoy	BUF	2 (53rd)	9	11
4.	Le'Veon Bell	PIT	2 (48th)	5	10
5.	Mark Ingram	NO	1 (28th)	7	7

- Howard's 147 rushing yards at Cincinnati in Week 14 marked his second-highest of the season and his third game with at least 140 yards. It also marked his sixth of the season (140 vs. PIT; 167 at BAL; 102 at NO; 125 vs. DET; 147 at CIN) and the 12th 100-yard rushing game of his career.
- Howard has dominated AFC North opponents this season, rushing for 498 yards on 104 attempts with six touchdowns in four wins over the Steelers, Ravens, Bengals and Browns.
- Howard had 51 rushing yards in the first quarter at Cincinnati, marking the eighth time in his career that he has topped 50 yards in a quarter.
- Howard's career-high 167 yards rushing at Baltimore Oct. 15 were the second-most allowed by the Ravens by an individual at M&T Bank Stadium (Marshall Faulk had 192 in 1998). Howard also carried the ball a career-high 36 times in the win and recorded a 53-yard run in the overtime to set up the winning field goal.
- QB MITCHELL TRUBISKY is 4-7 in his young NFL career as a starter. He enjoyed one of his most efficient games in Week 14 at Cincinnati, throwing for 271 yards -- his third highest of the season -- on 25 of 32 passing with 1 TD, 0 INTs and a 112.4 rating. He also rushed for a TD to become the first Bears rookie quarterback since Jim McMahon in 1982 with a passing touchdown and a rushing touchdown in the same game.
- The very next week, Trubisky completed 31 of 46 passes for 314 yards in Week 15 at Detroit -- all single-game Bears rookie records.
- In his last three games Trubisky has thrown for 778 yards on 70 of 101 passing.
- Trubisky has already thrown for a Bears rookie record 2,105 yards this season in only 11 starts. He needs 14 completions to tie and 15 to break the previous record of 190 set by Kyle Orton in 2005. Two more TD passes would also tie Orton's record of nine set back in 2005.



NOTING THE BEARS



Rookie QB Mitchell Trubisky has thrown for a Bears rookie record 2,015 yards this season in 11 starts to go along with seven TD passes and two rushing TDs. In Week 15 vs. Detroit he set Bears rookie records with 31 completions for 314 yards.

Bears Rookie Passing Records Watch**Attempts**

368	Kyle Orton, 2005
294	Mitchell Trubisky, 2017
235	Cade McNown, 1999
210	Jim McMahon, 1982

Completions

190	Kyle Orton, 2005
176	Mitchell Trubisky, 2017
127	Cade McNown, 1999
120	Jim McMahon, 1982

Yards

2,015	Mitchell Trubisky, 2017
1,869	Kyle Orton, 2005
1,501	Jim McMahon, 1982
1,465	Cade McNown, 1999

Touchdown Passes

9	Kyle Orton, 2005
	Jim McMahon, 1982
8	Cade McNown, 1999
	Zeke Bratkowski, 1954
7	Mitchell Trubisky, 2017

- Trubisky made his NFL debut on Monday Night Football against Minnesota Oct. 9 to become the third rookie quarterback selected in the first round to make his first NFL start in addition to his debut on Monday Night Football, joining Detroit's Chuck Long (December 15, 1986 vs. Chicago) and Philadelphia's John Reaves (October 2, 1972 vs. New York Giants).
- Trubisky became just the second quarterback since 1960 from the University of North Carolina to make a regular-season start in the NFL. Former Texans QB T.J. Yates made seven starts during his four seasons with the club (2011-13, 2015).
- In the overtime win at Baltimore, Trubisky became just the second rookie QB to win a game in Baltimore since the franchise moved from Cleveland to Baltimore in 1996. Prior to that, Baltimore was 14-1 when facing rookie QBs at home (11-0 under John Harbaugh). Trubisky joins Jake Plummer as the only other rookie quarterback to win a game on the road at Baltimore after Plummer did so in 1997.
- Rookie RB **TARIK COHEN** rushed for a season-high 80 yards on 12 carries (6.7 avg) in the Week 14 win at Cincinnati and also caught two passes for five yards. He has at least one reception in every game this season and is third on the Bears rookie receptions list with 47.
- Cohen is fourth in the NFL among rookie RBs with 47 receptions, trailing only Carolina's Christian McCaffrey (75), New Orleans' Alvin Kamara (75) and Kansas City's Kareem Hunt (53). Cohen is second on the team with his 47 receptions and is third with 339 yards. He also is second on the team in rushing with 84 carries for 357 yards and two TDs.
- Cohen is the first NFL rookie since Gale Sayers in 1965 and the first NFL player since Terry Metcalf in 1975 to score touchdowns via rushing, receiving, passing and punt return in a single season.
- Cohen hauled in a 70-yard second-quarter reception in Week 7 vs. Carolina, the longest reception by a Bear thus far in 2017. It was the longest reception by a Bears running back since Jeremy Langford recorded an 83-yarder at St. Louis on Nov. 15, 2015. Additionally, the 70-yard reception was the third-longest by a Bears RB since 1960, trailing only Matt Forte's 89-yarder versus Detroit (9/12/10) and Jeremy Langford's 83-yarder at St. Louis.
- Cohen threw a 21-yard touchdown pass to tight end Zach Miller in the win at Baltimore, becoming the first Bears rookie running back to throw a touchdown pass since Gale Sayers on October 10, 1965 (26 yards to Dick Gordon). He also became the



NOTING THE BEARS



Rookie RB Tarik Cohen is the first NFL player since Terry Metcalf (1975) and the first NFL rookie since Gale Sayers (1965) to have a punt return touchdown, rushing touchdown, receiving touchdown and passing touchdown in a single season.

first player 5'6" or shorter to throw a touchdown pass since Wee Willie Smith did so in 1934 for the New York Giants. Wee Willie Smith also stood at 5'6" tall. Additionally, Cohen became the 10th Chicago running back since 1960 to throw a touchdown pass and the first since Adrian Peterson did so on Dec. 30, 2007 versus New Orleans.

- Cohen impressed in his rookie debut vs. the Falcons Sept. 10, totaling 158 all-purpose yards, the most ever by a Bears rookie in a season debut. The previous record was 148 yards, set by Bob Margarity against the Green Bay Packers in 1944. Cohen rushed for a team-high 66 yards on five carries (13.2 avg) and also led the team with eight catches for 47 yards, including a 19-yard touchdown in the fourth quarter. The rookie from North Carolina A&T also had three punt returns for 45 yards.
• Cohen teamed up with Howard as the Bears rushed for 222 yards (Howard 140, Cohen 78) in the OT victory over the Steelers in Week 3, marking just the fourth time in Mike Tomlin's 11 years in Pittsburgh in which the Steelers allowed 200+ yards rushing.

STARTERS GAME-BY-GAME

Table with columns: OFFENSE, WR/TE, WR/TE, LT, LG, C, RG, RT, QB, RB, WR/RB, TE/FB/WR. Rows list game locations and corresponding starting players.

Table with columns: DEFENSE, OLB, DE, NT, OLB, ILB, DE/ILB, DE/DB, CB, S, S, CB. Rows list game locations and corresponding starting defensive players.



NOTING THE BEARS

- Howard and Cohen have combined for 200+ yards on the ground twice this season: in Week 3 vs. Pittsburgh and Week 14 vs. Cincinnati. Prior to this season, that had not been done by a Bears duo since 2010 when Matt Forte (166) and Chester Taylor (43) combined for 209 yards on the ground.
- Rookie tight end **ADAM SHAHEEN** leads the team with three TD receptions this season and has 12 catches for 127 yards on the season.
- Shaheen scored the first TD of his NFL career in the win over the Steelers, a 2-yard strike from **MIKE GLENNON** in the second quarter (:47 seconds) to put the Bears up 14-7. The last Bears rookie tight end to score a touchdown was Greg Olson in 2007 (First career TD: 10/7/07 vs. GB). Shaheen then added a second touchdown in Week 11 on a 1-yard pass from Trubisky against the Lions and added his third in Week 14 vs. Cincinnati.
- WR **KENDALL WRIGHT** leads Chicago with 54 catches for 585 yards this season. He led the Bears receivers in Week 14 at Cincinnati, hauling in 10 passes for 107 yards. It was the fourth-highest receiving total of his career, his fifth 100+ receiving effort overall and his first in a Bears uniform.
- Wright has 21 catches over his last three games -- the third most in the NFL during that span -- vs. the Bengals, Lions and Browns for 215 yards, including 70 of those yards after the catch.
- WR **DONTRELLE INMAN** recorded his first touchdown of the 2017 season in Week 13 vs. SF, hauling in an eight-yard pass in the first quarter (0:16) from Trubisky. The touchdown marked the eighth of Inman's career.
- Rookie DB **EDDIE JACKSON** picked off Bengals quarterback Andy Dalton in Week 14, his second of the season, and snapped Andy Dalton's streak of 192 pass attempts without an interception. Later in the fourth, Jackson again caused a turnover when he forced an A.J. Green fumble and recovered it at the Chicago 20 (13:37).
- Jackson returned a 75-yard fumble recovery for a TD in the first quarter (9:15) vs. Carolina in Week 7. It was the longest fumble recovery for a score by a Bears rookie. Later in the second quarter, Jackson picked off Panthers quarterback Cam Newton and returned the interception 76 yards for his second score on the day. In doing so, Jackson became the first player in NFL history to return both a fumble recovery and an interception for 75+ yard touchdowns in the same game.
- Additionally, Jackson also became the first rookie in NFL history with multiple 75+ yard defensive touchdowns in a single season and is the first player to return both a fumble and interception for a touchdown in the same game since Antonio Cromartie (SD) did so at Minnesota in Week 8 of the 2007 season.
- Ironically, Jackson did all of the above exactly one year ago to the date (Oct. 22) when he was carted off the field as a collegiate standout at Alabama on Oct. 22, 2016 with a broken leg after being tackled returning a fourth-quarter punt vs. Texas A&M.
- Jackson's 75-yard fumble recovery was the third-longest fumble recovery by a Bear since 1960, trailing only Mike Brown's 95-yard return in 2004 (Sept. 19 at GB) and Brian Urlacher's 90-yard return in 2001 (Oct. 7 at ATL).
- Jackson is the first Bears rookie since 1990 (Mark Carrier), the first NFL rookie since 2009 (Jairus Byrd) and the first Bears player since 2012 (Tim Jennings) to record at least two games with two turnovers in a season.
- DL **AKIEM HICKS** has a career-high 8.5 sacks on the season, topping his 7.0 sacks he had last season. He now has 15.5 sacks over his past two seasons in a Bears uniform. He has two games this year with multiple sacks (Atlanta, Minnesota).
- LB **CHRISTIAN JONES** leads the Bears with 87 tackles this season. Since moving into the starting lineup Week 4 at Green Bay he has 76 tackles, including 11 in the win over Carolina in Week 7. Jones then led the team and tied a career high with 13 tackles in the loss to the 49ers in Week 13.
- DB **KYLE FULLER** has 66 total tackles, two INTs and 22 passes defended on the season. He is the only player in the NFL with at least 65 tackles and 20 passes defended.
- Fuller recorded one interception, one tackle and a career-high six passes defended in a 20-3 win over the Cleveland Browns in Week 16. The six passes defended are the most by a player in the NFL this season and raised his season total to 22, which ranks tied for second among Bears defenders since 1991 and also is the most in a game by a Bears player since 1994. Fuller is one of five Bears defensive players since 1994 to have amassed 15+ passes defended while tallying 60+ total tackles through Week 16 of an NFL season.
- Chicago defensive back **ADRIAN AMOS** logged his first career interception in the overtime win at Baltimore (his hometown), picking off quarterback



NOTING THE BEARS

Joe Flacco with 5:29 left in the fourth quarter and returning it 90 yards for a touchdown. The 90-yard return marked the fourth-longest interception for a touchdown by a Chicago Bear since 1960, trailing only Richie Petitbon (1962, 101 yds), Rosey Taylor (1968, 96 yds) and Todd Bell (1981, 92 yds). Amos is the first Bear to return an interception for a touchdown since defensive back Cre'Von LeBlanc did so on a 24-yard return at Detroit on Dec. 11, 2016.

- Punter **PAT O'DONNELL** currently ranks fourth in the NFC in punting with a 46.6 average. O'Donnell's long punt of the season was a 69-yarder in the opener against the Falcons, tied for the third-longest punt in the NFC this season. He has 27 punts inside the 20.
- O'Donnell converted a 38-yard touchdown pass to running back **BENNY CUNNINGHAM** on a 4th-and-6 with 5:33 to go in the third quarter Oct. 9 vs. the Vikings. O'Donnell is just the third punter since 1960 to throw a TD pass for the Bears. Brad Maynard completed the most recent TD pass, a 12-yard completion to Dustin Lyman on Dec. 1, 2002 at Green Bay and his first coming on a 27-yarder to Brian Urlacher on Dec. 23, 2001 at Washington. Additionally, Mike Horan completed the first TD pass for the Bears since 1960, an 18-yard TD pass to Ryan Wetnight in 1998 versus Washington.
- The Bears signed free agent kicker **MIKE NUGENT** Dec. 4 after an injury to Cairo Santos. Nugent has appeared in 160 NFL games over 13 seasons with the Jets (2005-08), Buccaneers (2009), Cardinals (2009), Bengals (2010-16) Cowboys and Bears (2017), converting 80.9 percent of his field-goal attempts (246 of 304) with a long of 55 yards.



Bears CB Kyle Fuller has two INTs and 22 passes defended this season, including six in the recent win over the Browns -- the most by an NFL player this season and the most by a Bears player since STATS, Inc. started tracking the stat in 1994.



2017-18 NFL IMPORTANT DATES

November 1 -- Players with at least four previous pension-credited seasons are subject to the waiver system for the remainder of the regular season and postseason.

November 14 -- At 4:00 p.m., New York time, signing period ends for Franchise Players who are eligible to receive offer sheets.

November 14 -- Prior to 4:00 p.m., New York time, deadline for clubs to sign their unsigned Franchise and Transition Players, including Franchise Players who were eligible to receive offer sheets until this date.

November 14 -- Prior to 4:00 p.m., New York time, deadline for clubs to sign their Unrestricted Free Agents to whom the "May 9 Tender" was made.

November 14 -- Prior to 4:00 p.m., New York time, deadline for clubs to sign their Restricted Free Agents, including those to whom the "June 1 Tender" was made.

November 14 -- Prior to 4:00 p.m., New York time, deadline for clubs to sign their drafted rookies.

December 13 -- League Meeting, Irving, Texas.

January 1, 2018 -- Earliest permissible date for clubs to renegotiate or extend the rookie contract of a drafted rookie who was selected in any round of the 2015 NFL Draft.

January 1 -- Option exercise period begins for Fifth-Year Option for First-Round Selections from the 2015 NFL Draft.

January 6-7 -- Wild Card Playoffs.

January 7 -- Assistant coaches under contract to playoff clubs that have byes in the Wild Card weekend may be interviewed for head coaching positions through the conclusion of the Wild Card games.

January 13-14 -- Divisional Playoffs.

January 14 -- Assistant coaches under contract to playoff clubs that won their Wild Card games may be interviewed for head coaching positions through the conclusion of Divisional Playoff games.

January 15 -- Deadline for college players that are underclassmen to apply for special eligibility. A list of players who are accepted into the NFL Draft will be sent to clubs on January 19.

January 20 -- East-West Shrine Game, Tropicana Field, St. Petersburg, Florida.

January 21 -- AFC and NFC Championship Games.

January 27 -- Senior Bowl, Ladd-Peebles Stadium, Mobile, Alabama.

January 28 -- NFL Pro Bowl, Camping World Stadium, Orlando, Florida.

February 4 -- Super Bowl LII, U.S. Bank Stadium, Minnesota.

**CONNECTIONS****COACHING CONNECTIONS:**

- Bears head coach John Fox, defensive line coach Jay Rodgers and assistant director of player personnel Champ Kelly each spent time with Vikings tight ends coach Clancy Barone from 2011-14 when the quartet was in the Denver Broncos organization. Fox was a head coach at the time while Rodgers served as the defensive line coach (2012-14), Kelly the assistant director of pro personnel (2010-14) and Barone as a tight ends coach (2011-14).
- Chicago assistant offensive line coach Ben Wilkerson and Vikings head coach Mike Zimmer crossed paths in Atlanta during the 2007 season when Wilkerson played on the offensive line and Zimmer was the Falcon's defensive coordinator.
- Bears offensive coordinator Dowell Loggains served in the same capacity with the Tennessee Titans from 2012-13 when he coached alongside Vikings assistant defensive backs coach Jonathan Gannon and defensive backs coach Jerry Gray. Gannon was a defensive assistant/quality control coach at the time while Gray served as the team's defensive coordinator.
- Chicago defensive coordinator Vic Fangio was a defensive coordinator for the Houston Texans from 2002-05 and spent time with Minnesota tight ends coach Clancy Barone, who was an offensive coordinator/offensive line coach from 2000-02.
- Bears linebackers coach Glenn Pires was a defensive quality control coach (2005-06) and assistant linebackers coach (2007) with the Miami Dolphins when he coached alongside Vikings defensive coordinator, George Edwards, who was a linebackers coach for the Dolphins from 2005-09.
- Bears general manager Ryan Pace was a pro scout (2004-06) and director of pro scouting for the New Orleans Saints while Vikings linebackers coach Adam Zimmer was with the club as a defensive assistant and defensive backs coach from 2006-09.
- Chicago general manager Ryan Pace played defensive end at Eastern Illinois from 1995-99 when Vikings tight ends coach Clancy Barone was an offensive line coach.
- Chicago defensive coordinator Vic Fangio, defensive backs coach Ed Donatell, running backs coach Curtis Modkins, assistant defensive backs coach Roy Anderson and assistant special teams coach Derius Swinton II each held several roles and spent time with Minnesota head strength and conditioning coach Mark Uyeyama from 2008-16 during their time in San Francisco.
- Bears assistant strength and conditioning coach Rick Perry was a defensive lineman for the Detroit Lions in 1993 when Vikings general manager Rick Spielman served as one of the club's college scouts from 1990-94.
- Chicago running backs coach Curtis Modkins was an offensive coordinator for the Buffalo Bills from 2010-12 when he crossed paths with Vikings defensive coordinator George Edwards, who served in the same capacity for the Bills from 2010-11.
- Bears running backs coach Curtis Modkins and Vikings special teams coordinator Mike Priefer each served in their respective role for the Kansas City Chiefs in 2008.
- Chicago director of player personnel Josh Lucas, Minnesota special teams coordinator Mike Priefer and offensive line coach Tony Sparano each crossed paths in Jacksonville in 2002 when Lucas was a football ops intern with the Jaguars, Priefer was the club's assistant special teams coach and Sparano was a tight ends coach.
- Chicago assistant special teams coach Derius Swinton II spent three seasons working alongside Minnesota assistant defensive backs coach Jonathan Gannon when the two were in the St. Louis Rams organization from 2009-11. Swinton was a quality control coach while Gannon was a scout.



CONNECTIONS

- Bears assistant director of player personnel Champ Kelly was a director of pro personnel for the Denver Broncos from 2010-14 and crossed paths with Vikings special teams coordinator Mike Priefer, who held the same role with the Broncos.
- Chicago linebackers coach Glenn Pires was an outside linebackers coach at Michigan State in 1995 and coached alongside Minnesota offensive coordinator Pat Shurmur, who was a tight ends/special teams/offensive line coach for the Spartans from 1990-97.
- Bears defensive backs coach Ed Donatell was a defensive coordinator for the Atlanta Falcons from 2004-06 and coached alongside Vikings tight ends coach Clancy Barone when Barone served as an assistant offensive line and tight ends coach 2004-06.
- Bears assistant special teams coach Derius Swinton II coached alongside Vikings offensive coordinator Pat Shurmur during the 2009-10 seasons in St. Louis when Swinton was a quality control coach with the Rams and Shurmur was an offensive coordinator.
- Chicago quarterbacks coach Dave Ragone played quarterback at the University of Louisville from 1999-02, crossing paths with Minnesota assistant defensive backs coach Jonathan Gannon, who was a defensive back in 2002.
- Bears assistant offensive line coach Ben Wilkerson played offensive line for the Atlanta Falcons from 2007-08 and spent time with Vikings assistant defensive backs coach Jonathan Gannon, who served as a defensive assistant/quality control coach at the time.
- Bears offensive assistant Ben McDaniels served in the same capacity for the Tampa Bay Buccaneers from 2012-13, working alongside Vikings Assistant offensive line coach, Andrew Janocko, who was also an offensive assistant at the time.
- Chicago assistant strength and conditioning coach Pierre Ngo and Minnesota offensive line coach Tony Sparano crossed paths in 2012 with the New York Jets when Ngo was an assistant strength and conditioning intern and Sparano was the club's offensive coordinator.

COLLEGE CONNECTIONS:

- Chicago linebacker Jonathan Anderson (2011-14) and Minnesota offensive lineman Aviante Collins (2012-15) were teammates at Texas Christian University for three seasons.
- Chicago quarterback Mark Sanchez (2006-08) and Minnesota defensive end Everson Griffen (2007-09) were teammates at USC for two seasons.
- Bears wide receiver Taquan Mizzell (2013-16) and Vikings defensive back Anthony Harris (2011-14) spent two seasons together at the University of Virginia.
- Chicago wide receiver Markus Wheaton (2009-12) and Minnesota offensive lineman Mike Remmers (2008-11) teamed up for three seasons at Oregon State University.
- Bears tight end Dion Sims (2009-12) and Vikings defensive back Trae Waynes (2012-14) were teammates at Michigan State for one season in 2012.

HOMETOWN TIES:

- Minnesota head coach Mike Zimmer played football, baseball and wrestled at Lockport Township High School in suburban Chicago. Zimmer is a member of the school's hall of fame.
- Vikings head coach Mike Zimmer played quarterback and linebacker at Illinois State University from 1974-77.
- Minnesota general manager Rick Spielman earned a degree from Southern Illinois University, where he also played football from 1983-86.
- Vikings special team's coordinator Mike Priefer was a defensive tackles/special teams coach at Northern Illinois University from 2000-01.
- Chicago offensive lineman Tom Compton is a native of Rosemont, Minnesota.



GENERAL MANAGER RYAN PACE

Ryan Pace is in his third season as general manager of the Chicago Bears. He is the sixth general manager in franchise history after being hired on January 8, 2015.

Emphasizing synergy with the team's head coach, Pace's first move was to hire John Fox, one-of-six coaches in NFL history to lead two different teams to Super Bowl appearances, to lead the Chicago Bears coaching staff.

With the head coach in place, he went on to re-shape the team's football operations, bringing in the team's first sports science coordinator (Jenn Gibson) along with hiring a new head of strength and conditioning (Jason George) and head of athletic training (Nate Breske). On the personnel side he brought in Josh Lucas to serve as the director of player personnel, Champ Kelly as director of pro personnel and Joey Laine as director of football administration.

In Pace's first two seasons as Bears GM, five Bears players have been selected to the PFWA's All-Rookie team (Adrian Amos, Leonard Floyd, Eddie Goldman, Jordan Howard and Cody Whitehair), tied for the most in the NFL in that timeframe.

Despite finishing with a 3-13 record, there were signs of progress in Pace's goal to build a roster with a younger core group of players in his second outing. The Bears 2016 draft class tallied 3,390 offensive/defensive snaps which ranked 4th most in the NFL (CLE - 4,339; TEN - 3,512; IND - 3,509). Leading the way for the rookie class was RB Jordan Howard, who set a new Bears rookie record with 1,313 yards on the ground, and LB Leonard Floyd, who posted the third most sacks by a rookie in team history (7.0) despite missing four games due to injury.

In his first season overseeing Chicago's roster, Pace was tasked with turning over a Bears roster that ranked as one of the oldest in the NFL (average 27 years, 39 days old) and has trimmed that average to just over 25-years old. The Bears fielded a competitive team, improving by one game over their previous year's record, despite the youth movement. The 2015 Bears team was involved in 11 games decided by one score (5-6 record in those games) despite leading the NFL with nine rookie starters (three on offense, six on defense). The Bears defense improved from 30th in 2014 (377.1 yards per game) to 14th in 2015 (345.1 ypg) despite starting a league-most six rookie starters who combined for 41 starts, second most to the Saints 44 defensive rookie starts. Pace accomplished the task with just six draft picks, two of which were utilized on the defensive side of the ball (DL Eddie Goldman, 12 starts and DB Adrian Amos, 16 starts). Rounding out the rookie starters were undrafted free agents LB Jonathan Anderson (three starts), DB Bryce Callahan (three starts), DB Harold Jones-Quartey (four starts) and LB John Timu (three starts).

Pace began transitioning the team's roster in 2015 by adding impact veteran free agents such as linebackers Pernell McPhee and Sam Acho, defensive lineman Mitch Unrein and defensive back Tracy Porter on defense and wide receiver Eddie Royal offensively. That transformation continued during the 2016 offseason with the unrestricted free agent additions of LBs Jerrell Freeman and Danny Trevathan, DL Akiem Hicks, OL Bobby Massie and Ted Larsen and QB Brian Hoyer. In 2017, Pace added top free agent QB Mike Glennon, WR Markus Wheaton, DBs Prince Amukamara, Marcus Cooper and Quintin Demps and TE Dion Sims.

On the first day of the 2017 NFL Draft, Pace traded up (from third overall) to the second overall pick in order to select the player the Bears most coveted, QB Mitchell Trubisky. On Day Two, Pace recouped a few of those picks and also selected TE Adam Shaheen. The Bears closed out the draft by selecting DB Eddie Jackson (112th overall), RB Tarik Cohen (119th overall) and OL Jordan Morgan (147th overall).

Pace joined the Bears after spending 14 seasons (2001-14) as a member of the Saints organization, including 13 in the player personnel department. He spent the last two seasons (2013-14) with the Saints as director of player personnel. In that role, Pace helped manage the team's college and pro scouting operations, including all facets of scouting and evaluation of college and pro prospects along with New Orleans' roster.

Pace spent six seasons as the club's director of pro scouting (2007-12), which included overseeing the club's pro scouting staff. His duties involved recommending player acquisitions by evaluating the Saints roster and potential NFL free agents, monitoring all NFL transactions, researching possible trade op-





portunities, assessing player talent from other professional leagues and directing the advance scouting of future opponents. He also helped the Saints prepare for the NFL Draft following the regular season by assisting in the evaluation of top college prospects.

The Flower Mound, Texas native got his start in New Orleans' player personnel department as a scouting assistant in 2002, a role he held for two years before working as a pro scout from 2004-06. During that time he evaluated free agents and collegiate players entering the NFL Draft as well as scouted upcoming opponents. He joined the Saints in 2001 supporting the coordination of all game day, training camp and stadium operations.

Over Pace's 13 seasons in the New Orleans personnel department (2002-14), the Saints compiled a 115-93 (.553) record. Since 2006, the Saints reached the playoffs five times, won three division titles, played in two NFC Championship games (2006 and 2009) and won the franchise's first Super Bowl title (Super Bowl XLIV). The Saints pro scouting department helped build a Super Bowl championship club by using all avenues at their disposal: signing free agents QB Drew Brees, FB Heath Evans, LB Scott Fujita, CB Randall Gay, C Jonathan Goodwin, CB Jabari Greer, WR Lance Moore and DE Anthony Hargrove and trading for TE Jeremy Shockey, LB Jonathan Vilma, LB Scott Shanle and TE David Thomas. Pace has also worked to acquire players such as NT Brodrick Bunkley, G Ben Grubbs, LB Curtis Lofton and RB Darren Sproles. Over his last two seasons with the Saints their draft classes included regular starters LT Terron Armstead (2013, third round), WR Brandin Cooks (2014, first round), S Kenny Vaccaro (2013, first round) and WR Kenny Stills (2013, fifth round).

In 2008, he was selected by the club to attend the NFL's Stanford Business School's Executive Education Program for Managers. He was a part of the franchise in 2005 while the club dealt with immense adversity having to guide itself through several moves in base operations in the wake of Hurricane Katrina.

Pace played collegiately as a defensive end at Eastern Illinois (1995-99), serving as team captain as a senior, graduating with a bachelor's degree in marketing.

Pace and his wife, Stephanie, have a daughter, Cardyn.

BEARS DRAFT PICKS UNDER RYAN PACE

2015 (April 30 - May 2)

1. White, Kevin, WR, West Virginia
2. Goldman, Eddie, DT, Florida State
3. Grasu, Hroniss, C, Oregon
4. Langford, Jeremy, RB, Michigan State
5. Amos, Adrian, S, Penn State
6. Fabuluje, Tayo, G, TCU

2016 (April 28-30)

1. Floyd, Leonard, LB, Georgia
2. Whitehair, Cody, G, Kansas State
3. Bullard, Jonathan, DE, Florida
4. Kwiatkoski, Nick, LB, West Virginia
4. Bush, Deon, CB, Miami (Fla.)
5. Hall, Deiondre', CB, Northern Iowa
5. Howard, Jordan, RB, Indiana
6. Houston-Carson, DeAndre, S, William & Mary
7. Braverman, Daniel, WR, W. Michigan

2017 (April 27-29)

1. Trubisky, Mitchell, QB, North Carolina
2. Shaheen, Adam, TE, Ashland
4. Jackson, Eddie, DB, Alabama
4. Cohen, Tarik, RB, North Carolina A&T
5. Morgan, Jordan, OL, Kutztown, Pa.





HEAD COACH JOHN FOX

John Fox is in his third season with the Chicago Bears after being named the 15th head coach in franchise history on January 16, 2015.

Fox is in his 16th year as an NFL head coach with experience at Carolina (2002-10), Denver (2011-14) and Chicago (2015-16). As an NFL head coach, Fox has a 133-122 regular season record, six division titles, six double-digit win seasons and seven playoff appearances. In the postseason, Fox has amassed an 8-7 record as a head coach with three conference championship game appearances leading to two trips to the Super Bowl (XXXVIII with Carolina in 2003 and XLVIII with Denver in 2013). He is one of six coaches in NFL history to lead two different teams to Super Bowl appearances along with Don Shula, Bill Parcells, Dan Reeves, Dick Vermeil and Mike Holmgren. Fox ranks third among active NFL head coaches with 136 overall wins and his six seasons with at least 11 wins are third most among active head coaches.



Under Fox's tutelage as a head coach, coordinator and position coach, 42 players have earned a total of 77 Pro Bowl selections at 14 different positions during his coaching career. In 2016, running back Jordan Howard and guard Josh Sitton earned Pro Bowl honors.

Before coming to Chicago, Fox spent four seasons (2011-14) in Denver, guiding the Broncos to four division titles, joining Chuck Knox (L.A. Rams) as the only coaches in NFL history to lead their respective team to four division titles in their first four years with the franchise. Denver's regular season record of 46-18 (.719) was third-best in the NFL from 2011-14 and they were one of only three teams to win four division titles during that span along with Green Bay and New England. Denver had at least 12 wins in each of the previous three seasons (13-3 in 2012 and 2013 and 12-4 in 2014). Denver's 20-4 record against AFC West opponents during Fox's tenure was the best divisional record in the NFL. He guided the Broncos to an undefeated record in division play in 2012 and 2014 after the franchise had just one such season in team history.

Prior to his time with the Broncos, Fox spent nine years as head coach of the Carolina Panthers. He led the franchise to a 73-71 (.507) regular-season record, including three playoff appearances and two NFC South titles. The Panthers went 5-3 in the postseason under Fox, including four road playoff wins while appearing in two NFC Championship Games and earning the franchise's first Super Bowl appearance. The four playoff road victories are tied for fifth most in NFL history and tied for fourth most by a head coach with one team.

JOHN FOX CAREER VS. NFL OPPONENTS

NFC Opponents	Reg.	Post.	Overall
	76-83	5-3	81-86
NFC North	16-23	1-0	17-23
Chicago	3-2	1-0	4-2
Detroit	5-6	0-0	5-6
Green Bay	3-9	0-0	3-9
Minnesota	5-6	0-0	5-6
NFC South	34-30	0-0	34-30
Atlanta	7-13	0-0	7-13
Carolina	2-0	0-0	2-0
New Orleans	12-8	0-0	12-8
Tampa Bay	13-9	0-0	13-9
NFC East	8-20	3-0	11-20
Dallas	1-7	1-0	2-7
New York Giants	3-4	1-0	4-4
Philadelphia	1-6	1-0	2-6
Washington	3-3	0-0	3-3
NFC West	18-10	1-3	19-13
Arizona	8-2	0-1	8-3
San Francisco	5-2	0-0	5-2
Seattle	1-4	0-2	1-6
St. Louis/LA	4-2	1-0	5-2

AFC Opponents	Reg.	Post.	Overall
	57-39	3-4	60-43
AFC North	15-8	1-1	16-9
Baltimore	5-1	0-1	5-2
Cincinnati	4-3	0-0	4-3
Cleveland	4-1	0-0	4-1
Pittsburgh	2-3	1-0	3-3
AFC South	6-13	0-1	6-14
Houston	1-4	0-0	1-4
Indianapolis	2-3	0-1	2-4
Jacksonville	2-2	0-0	2-2
Tennessee	1-4	0-0	1-4
AFC East	8-10	1-2	9-12
Buffalo	2-2	0-0	2-2
Miami	2-2	0-0	2-2
New England	1-5	1-2	2-7
New York Jets	3-1	0-0	3-1
AFC West	28-8	1-0	29-8
Denver	1-2	0-0	1-2
Kansas City	10-1	0-0	10-1
Oakland	9-2	0-0	9-2
Los Angeles	8-3	1-0	9-3



JOHN FOX'S CAREER HEAD COACHING RECORD

Year	Team	Regular Season	Postseason
2002	Carolina Panthers	7-9	
2003	Carolina Panthers	11-5	S.B. XXXVIII (3-1)
2004	Carolina Panthers	7-9	
2005	Carolina Panthers	11-5	NFC Champ. Game (2-1)
2006	Carolina Panthers	8-8	
2007	Carolina Panthers	7-9	
2008	Carolina Panthers	12-4	Playoffs (0-1)
2009	Carolina Panthers	8-8	
2010	Carolina Panthers	2-14	
2011	Denver Broncos	8-8	Playoffs (1-1)
2012	Denver Broncos	13-3	Playoffs (0-1)
2013	Denver Broncos	13-3	S.B. XLVIII (2-1)
2014	Denver Broncos	12-4	Playoffs (0-1)
2015	Chicago Bears	6-10	
2016	Chicago Bears	3-13	
2017	Chicago Bears	5-10	
Carolina Totals		73-71 (.507)	5-3 (.625)
Denver Totals		46-18 (.719)	3-4 (.428)
Chicago Totals		14-33 (.298)	0-0
CAREER TOTALS		133-122 (.522)	8-7 (.533)

CHICAGO BEARS COORDINATORS/ASSISTANT COACHES



Vic Fangio
Defensive
Coordinator



Dowell Loggains
Offensive
Coordinator



Jeff Rodgers
Special Teams
Coordinator



Roy Anderson
Assistant
Defensive Backs



Zach Azzanni
Wide Receivers



Sean Desai
Defensive
Quality Control



Ed Donatell
Defensive Backs



John Dunn
Offensive Assistant




Ben McDaniels
Offensive Assistant



Curtis Modkins
Running Backs



Glen Pires
Linebackers



Dave Ragone
Quarterbacks



Jay Rodgers
Defensive Line



Frank Smith
Tight Ends



Brandon Staley
Outside Linebackers



Derius Swinton II
Assistant
Special Teams



Jeremiah Washburn
Offensive Line



Ben Wilkerson
Assistant
Offensive Line



CHICAGO BEARS 2017 TRANSACTIONS

Date	Player	Transaction
DECEMBER		
12/23/2017	Brandon Greene	signed
12/23/2017	Mekale McKay	pract. squad add
12/23/2017	Jonathan Anderson	signed
12/12/2017	Caushaud Lyons	pract. squad add
12/12/2017	Alex Carter	cut
12/12/2017	Jonathan Anderson	pract. squad add
12/9/2017	Jonathan Anderson	cut
12/9/2017	Rashaad Coward	signed
12/5/2017	Will Pericak	pract. squad add
12/5/2017	Cameron Lee	signed
12/5/2017	Howard Jones	signed
12/5/2017	Colin Thompson	pract. squad add
12/4/2017	Mike Nugent	signed
12/2/2017	Howard Jones	pract. squad add
12/2/2017	Colin Thompson	cut

NOVEMBER

11/30/2017	Howard Jones	cut
11/30/2017	Chris Pronski	signed
11/29/2017	Lamar Houston	signed
11/28/2017	Tre McBride	cut
11/27/2017	Mario Alford	cut
11/27/2017	Alex Carter	pract. squad add
11/23/2017	Howard Jones	signed
11/23/2017	Demarcus Ayers	pract. squad add
11/20/2017	Cairo Santos	signed
11/20/2017	Connor Barth	cut
11/13/2017	Darreus Rogers	cut
11/13/2017	Travis Averill	pract. squad add
11/13/2017	Tanner Gentry	pract. squad add
11/11/2017	Tanner Gentry	cut
11/11/2017	Jonathan Anderson	signed
11/7/2017	Ben Braunecker	signed
11/7/2017	Colin Thompson	pract. squad add

OCTOBER

10/30/2017	Jerrell Freeman	suspended
10/28/2017	Jonathan Anderson	pract. squad add
10/28/2017	Carl Bradford	cut
10/26/2017	Jonathan Anderson	cut
10/25/2017	Dontrelle Inman	acquired via trade
10/16/2017	Jason Thompson	cut
10/16/2017	Nelson Spruce	pract. squad add
10/11/2017	Carl Bradford	pract. squad add
10/11/2017	Tanner Gentry	signed
10/11/2017	Deonte Thompson	cut
10/11/2017	Darreus Rogers	pract. squad add
10/10/2017	Danny Trevathan	suspension lifted
10/9/2017	Isaiah Irving	pract. squad add
10/6/2017	Mike Purcell	cut
10/6/2017	Howard Jones	pract. squad add
10/2/2017	Jason Thompson	pract. squad add
10/2/2017	Tre McBride	signed

SEPTEMBER

9/30/2017	Danny Trevathan	suspended
9/26/2017	Tre McBride	pract. squad add
9/26/2017	D.J. Tialavea	cut
9/26/2017	Doran Grant	pract. squad add

Date	Player	Transaction
9/23/2017	Tre McBride	cut
9/23/2017	John Timu	pract. squad add
9/21/2017	Tanner Gentry	pract. squad add
9/20/2017	D.J. Tialavea	pract. squad add
9/19/2017	Josh Rounds	pract. squad waive
9/19/2017	Mike Purcell	pract. squad add
9/19/2017	Tanner Gentry	cut
9/19/2017	DeAndre Houston-Carson	signed
9/12/2017	Rueben Randle	cut
9/12/2017	Mario Alford	pract. squad add
9/12/2017	Josh Rounds	pract. squad add
9/12/2017	Jonathan Anderson	signed
9/12/2017	Tanner Gentry	signed
9/9/2017	Akiem Hicks	contract extension
9/8/2017	Ka'Deem Carey	cut
9/8/2017	Connor Shaw	cut
9/6/2017	Lamar Houston	cut
9/4/2017	John Jenkins	signed
9/4/2017	Cameron Lee	prac. squad add
9/4/2017	Chris Pronski	cut
9/4/2017	Ben Braunecker	prac. squad add
9/3/2017	Andrew DePaola	acquired from waiver
9/3/2017	Tre McBride	acquired from waiver
9/3/2017	John Timu	pract. squad add
9/3/2017	Dieugot Joseph	pract. squad add
9/3/2017	Isaiah Irving	pract. squad add
9/3/2017	DeAndre Houston-Carson	pract. squad add
9/3/2017	Brandon Greene	pract. squad add
9/3/2017	Tanner Gentry	pract. squad add
9/3/2017	Rashaad Coward	pract. squad add
9/3/2017	Jonathan Anderson	pract. squad add
9/3/2017	Taquan Mizzell	acquired from waiver
9/3/2017	Jeff Overbaugh	cut
9/3/2017	Jeremy Langford	cut
9/3/2017	Ben Braunecker	cut
9/2/2017	Johnthan Banks	cut
9/2/2017	Taylor Boggs	cut
9/2/2017	Victor Cruz	cut
9/2/2017	Jaye Howard Jr.	cut
9/2/2017	John Jenkins	cut
9/2/2017	Kelvin Sheppard	cut
9/2/2017	Dan Skuta	cut
9/2/2017	B.W. Webb	cut
9/2/2017	C.J. Wilson	cut
9/2/2017	Roberto Aguayo	cut
9/2/2017	Jonathan Anderson	cut
9/2/2017	Daniel Braverman	cut
9/2/2017	Rashaad Coward	cut
9/2/2017	Titus Davis	cut
9/2/2017	Tanner Gentry	cut
9/2/2017	Brandon Greene	cut
9/2/2017	DeAndre Houston-Carson	cut
9/2/2017	Alton Howard	cut
9/2/2017	Isaiah Irving	cut
9/2/2017	Harold Jones-Quartey	cut
9/2/2017	Dieugot Joseph	cut
9/2/2017	Mitchell Kirsch	cut
9/2/2017	Will Poehls	cut
9/2/2017	MyCole Pruitt	cut
9/2/2017	Rashaad Reynolds	cut



CHICAGO BEARS 2017 TRANSACTIONS

<u>Date</u>	<u>Player</u>	<u>Transaction</u>	<u>Date</u>	<u>Player</u>	<u>Transaction</u>
9/2/2017	Cyril Richardson.....	cut	5/4/2017	Jaye Howard.....	signed
9/2/2017	Josh Rounds.....	cut	5/2/2017	Bradley Sowell.....	signed
9/2/2017	Freddie Stevenson.....	cut	5/1/2017	Bralon Addison.....	cut
9/2/2017	John Timu.....	cut	5/1/2017	Dres Anderson.....	cut
9/2/2017	Connor Shaw.....	cut	5/1/2017	De'Vante Bausby.....	cut
9/2/2017	Ka'Deem Carey.....	Placed on IR	5/1/2017	David Cobb.....	cut
9/2/2017	Lamar Houston.....	Placed on IR	5/1/2017	Jacoby Glenn.....	cut
9/2/2017	Cameron Meredith.....	Placed on IR	5/1/2017	Justin Perillo.....	cut
9/2/2017	Jordan Morgan.....	Placed on IR	5/1/2017	Taylor Boggs.....	signed
9/2/2017	Chris Pronski.....	Placed on IR			
AUGUST			APRIL		
8/29/2017	Alex Scearce.....	cut	4/17/2017	Bryce Callahan.....	contract extension
8/29/2017	Kapron Lewis-Moore.....	cut	4/15/2017	Sam Acho.....	contract extension
8/28/2017	Patrick Scales.....	cut	4/10/2017	Tracy Porter.....	cut
8/28/2017	Jeff Overbaugh.....	signed	4/5/2017	B.W. Webb.....	signed
8/23/2017	Charles Leno Jr.....	contract extension			
8/18/2017	Hendrick Ekpe.....	cut	MARCH		
8/18/2017	Kelvin Sheppard.....	signed	3/31/2017	Ego Ferguson.....	cut
8/13/2017	Roberto Aguayo.....	acquired from waiver	3/23/2017	Deonte Thompson.....	contract extension
8/9/2017	Joel Bouagnon.....	cut	3/23/2017	Mark Sanchez.....	signed
8/7/2017	Andy Phillips.....	cut	3/21/2017	Benny Cunningham.....	signed
8/7/2017	Brandon Greene.....	signed	3/20/2017	Chris Pronski.....	contract extension
8/7/2017	Alton Howard.....	signed	3/20/2017	C.J. Wilson.....	contract extension
8/3/2017	Josh Rounds.....	signed	3/17/2017	John Jenkins.....	signed
			3/14/2017	Connor Barth.....	contract extension
JULY			3/12/2017	Tom Compton.....	signed
7/31/2017	Nick Becton.....	signed	3/12/2017	Kendall Wright.....	signed
7/19/2017	Mitchell Trubisky.....	signed	3/11/2017	Marcus Cooper.....	signed
			3/11/2017	Christian Jones.....	contract extension
MAY			3/11/2017	Johnthan Banks.....	contract extension
5/31/2017	Michael Burton.....	acquired from waiver	3/10/2017	Prince Amukamara.....	signed
5/31/2017	Franko House.....	cut	3/10/2017	Dion Sims.....	signed
5/30/2017	Jhajuan Seales.....	cut	3/10/2017	Markus Wheaton.....	signed
5/25/2017	Victor Cruz.....	signed	3/10/2017	Mike Glennon.....	signed
5/19/2017	Adam Shaheen.....	signed	3/9/2017	Quintin Demps.....	signed
5/15/2017	Eddie Jackson.....	signed	3/9/2017	Jay Cutler.....	cut
5/14/2017	Titus Davis.....	signed	3/6/2017	Daniel Brown.....	contract extension
5/14/2017	Kermit Whitfield.....	cut	3/4/2017	Patrick Scales.....	contract extension
5/11/2017	Alex Scearce.....	signed	3/4/2017	Connor Shaw.....	contract extension
5/11/2017	Jhajuan Seales.....	signed			
5/11/2017	Freddie Stevenson.....	signed	FEBRUARY		
5/11/2017	Kermit Whitfield.....	signed	2/17/2017	Amini Silatolu.....	signed
5/11/2017	Andy Phillips.....	signed	2/15/2017	Eric Kush.....	contract extension
5/11/2017	Paul Lasike.....	cut	2/10/2017	Justin Perillo.....	signed
5/11/2017	Will Sutton.....	cut	2/7/2017	Roy Robertson-Harris.....	reinstated
5/11/2017	Eddie Royal.....	cut			
5/11/2017	Cornelius Edison.....	cut	JANUARY		
5/11/2017	Jordan Morgan.....	signed	1/10/2017	Rueben Randle.....	signed
5/11/2017	Joel Bouagnon.....	signed	1/9/2017	Josh Shirley.....	cut
5/11/2017	Rashaad Coward.....	signed	1/6/2017	Kapron Lewis-Moore.....	active/prac. squad
5/11/2017	Hendrick Ekpe.....	signed	1/3/2017	Cyril Richardson.....	signed
5/11/2017	Mitchell Kirsch.....	signed	1/3/2017	Will Poehls.....	signed
5/11/2017	Dieugot Joseph.....	signed	1/3/2017	Jacoby Glenn.....	signed
5/11/2017	Isaiah Irving.....	signed	1/3/2017	Cornelius Edison.....	signed
5/11/2017	Franko House.....	signed	1/3/2017	David Cobb.....	signed
5/11/2017	Tanner Gentry.....	signed	1/3/2017	De'Vante Bausby.....	signed
5/11/2017	Tarik Cohen.....	signed	1/3/2017	Dres Anderson.....	signed
5/8/2017	Dan Skuta.....	signed	1/3/2017	Rashaad Reynolds.....	signed
5/5/2017	Jay Cutler.....	retired			



NUMERICAL ROSTER

No	Name	Pos	Ht	Wt	Age	Exp	College	Acquired
1	Mike Nugent	K	5-10	190	35	13	Ohio State	WFA-17 (DAL)
6	Mark Sanchez	QB	6-2	232	31	9	USC	UFA-17 (DAL)
8	Mike Glennon	QB	6-6	229	28	5	North Carolina State	UFA-17 (TB)
10	Mitchell Trubisky	QB	6-3	222	23	R	North Carolina	D1-17
12	Markus Wheaton	WR	5-11	185	26	5	Oregon State	UFA-17 (PIT)
13	Kendall Wright	WR	5-10	185	28	6	Baylor	UFA-17 (TEN)
15	Joshua Bellamy	WR	6-0	208	28	3	Louisville	WC-14 (WAS)
16	Pat O'Donnell	P	6-4	217	26	4	Miami (Fla.)	D6b-14
17	Dontrelle Inman	WR	6-3	205	28	4	Virginia	TR-17 (LAC)
20	Prince Amukamara	DB	6-0	204	28	7	Nebraska	UFA-17 (JAX)
22	Cre'Von LeBlanc	DB	5-11	190	23	2	Florida Atlantic	WC-16 (NE)
23	Kyle Fuller	DB	5-11	190	25	4	Virginia Tech	D1-14
24	Jordan Howard	RB	6-0	224	23	2	Indiana	D5-16
26	Deon Bush	DB	6-0	205	24	2	Miami (Fla.)	D4b-16
27	Sherrick McManis	DB	6-1	193	30	8	Northwestern	TR-12 (HOU)
29	Tarik Cohen	RB	5-6	181	22	R	North Carolina A&T	D4b-17
30	Benny Cunningham	RB	5-10	218	27	5	Middle Tennessee State	UFA-17 (LAR)
31	Marcus Cooper Sr.	DB	6-2	197	27	5	Rutgers	UFA-17 (ARZ)
32	Deiondre' Hall	DB	6-2	206	23	2	Northern Iowa	D4c-16
33	Taquan Mizzell	RB	5-10	185	24	R	Virginia	WC-17 (BAL)
36	DeAndre Houston-Carson	DB	6-1	205	24	2	William & Mary	D6-16
37	Bryce Callahan	DB	5-9	188	26	3	Rice	UnFA-15
38	Adrian Amos	DB	6-0	214	24	3	Penn State	D5-15
39	Eddie Jackson	DB	6-0	202	24	R	Alabama	D4a-17
44	Nick Kwiatkoski	LB	6-2	242	24	2	West Virginia	D4a-16
46	Michael Burton	FB	6-0	240	25	3	Rutgers	WFA-17 (DET)
49	Andrew DePaola	LS	6-2	230	30	4	Rutgers	WC-17 (TB)
52	Christian Jones	LB	6-3	245	26	4	Florida State	UnFA-14
53	John Timu	LB	6-0	246	25	3	Washington	UnFA-15
55	Hroniss Grasu	OL	6-3	301	26	3	Oregon	D3-15
57	Howard Jones	LB	6-4	238	27	3	Shepherd	UFA-17 (TB)
58	Jonathan Anderson	LB	6-1	237	26	3	TCU	UnFA-15
59	Danny Trevathan	LB	6-1	239	27	6	Kentucky	UFA-16 (DEN)
60	Brandon Greene	OL	6-5	295	23	R	Alabama	UnFA-17
63	Cameron Lee	OL	6-5	312	23	R	Illinois State	WFA-17 (CIN)
65	Cody Whitehair	OL	6-4	310	25	2	Kansas State	D2-16
69	Rashaad Coward	DL	6-6	320	23	R	Old Dominion	UnFA-17
70	Bobby Massie	OL	6-6	317	28	6	Mississippi	UFA-16 (ARZ)
71	Josh Sitton	OL	6-3	320	31	10	UCF	WFA-16 (GB)
72	Charles Leno Jr.	OL	6-3	306	26	4	Boise State	D7-14
73	John Jenkins	DL	6-3	327	28	5	Georgia	UFA-17 (SEA)
76	Tom Compton	OL	6-5	313	28	5	South Dakota	UFA-17 (ATL)
79	Bradley Sowell	OL	6-7	312	28	6	Mississippi	UFA-17 (SEA)
84	Ben Braunecker	TE	6-4	252	23	2	Harvard	UnFA-16
85	Daniel Brown	TE	6-5	247	25	3	James Madison	WFA-16 (BAL)
87	Adam Shaheen	TE	6-6	270	23	R	Ashland	D2-17
88	Dion Sims	TE	6-4	268	26	5	Michigan State	UFA-17 (MIA)
90	Jonathan Bullard	DL	6-3	296	24	2	Florida	D3-16
91	Eddie Goldman	DL	6-4	320	23	3	Florida State	D2-15
93	Sam Acho	LB	6-3	259	29	7	Texas	UFA-15 (ARZ)
95	Roy Robertson-Harris	DL	6-7	294	24	1	UTEP	UnFA-16
96	Akiem Hicks	DL	6-5	332	28	6	Regina	UFA-16 (NE)
99	Lamarr Houston	LB	6-3	274	30	8	Texas	UFA-14 (OAK)
RESERVE / INJURED								
2	Cairo Santos	K	5-8	160	26	4	Tulane	WFA-17 (KC)
11	Kevin White	WR	6-3	216	25	3	West Virginia	D1-15
21	Quintin Demps	DB	5-11	216	32	9	UTEP	UFA-17 (HOU)
43	Chris Proinski	DB	6-1	213	30	7	Wyoming	WFA-15 (PHI)
47	Isaiah Irving	LB	6-3	254	23	R	San Jose State	UnFA-17
48	Patrick Scales	LS	6-4	239	29	2	Utah State	WFA-15 (BAL)
50	Jerrell Freeman	LB	6-0	235	31	6	Mary Hardin-Baylor	UFA-16 (IND)
64	Eric Kush	OL	6-4	317	28	5	California (PA)	WC-16 (LA)
67	Jordan Morgan	OL	6-4	311	23	R	Kutztown	D5-17
75	Kyle Long	OL	6-6	316	29	5	Oregon	D1-13
81	Cameron Meredith	WR	6-3	207	25	3	Illinois State	UnFA-16
86	Zach Miller	TE	6-5	245	33	7	Nebraska-Omaha	WFA-13 (TB)
92	Pernell McPhee	LB	6-3	269	29	7	Mississippi State	UFA-15 (BAL)
94	Leonard Floyd	LB	6-4	251	25	2	Georgia	D1-16
97	Willie Young	LB	6-4	259	32	8	North Carolina State	UFA-14 (DET)
98	Milch Unrein	DL	6-4	301	30	7	Wyoming	WFA-15 (SD)
PRACTICE SQUAD								
14	Nelson Spruce	WR	6-1	210	25	2	Colorado	WFA-17 (LAR)
18	Demarcus Ayers	WR	5-11	190	23	1	Houston	WFA-17 (NE)
19	Tanner Gentry	WR	6-2	209	23	R	Wyoming	UnFA-17
35	Doran Grant	DB	5-10	196	25	2	Ohio State	WFA-17 (JAX)
62	Travis Averill	OL	6-3	295	24	R	Boise State	WFA-17 (CLE)
68	Will Pericak	OL	6-3	300	27	3	Colorado	WFA-17 (BUF)
74	Caushaud Lyons	DL	6-4	310	24	1	Tusculum	WFA-17 (DET)
80	Mekale McKay	WR	6-5	210	24	1	Cincinnati	WFA-17 (TEN)
82	Colin Thompson	TE	6-4	257	24	R	Temple	WFA-17 (NYG)



ALPHABETICAL ROSTER

No.	Name	Pos	Ht	Wt	Age	Exp	College	Hometown
93	Acho, Sam	LB	6-3	259	29	7	Texas	Dallas, Texas
38	Amos, Adrian	DB	6-0	214	24	3	Penn State	Baltimore, Md.
20	Amukamara, Prince	DB	6-0	204	28	7	Nebraska	Glendale, Ari.
58	Anderson, Jonathan	LB	6-1	237	26	3	TCU	Corpus Christi, Texas
15	Bellamy, Joshua	WR	6-0	208	28	3	Louisville	St. Petersburg, Fla.
84	Brauneccker, Ben	TE	6-4	252	23	2	Harvard	Ferdinand, Ind.
85	Brown, Daniel	TE	6-5	247	25	3	James Madison	Windsor, Virginia
90	Bullard, Jonathan	DL	6-3	296	24	2	Florida	Shelby, N.C.
46	Burton, Michael	FB	6-0	240	25	3	Rutgers	Long Valley, N.J.
26	Bush, Deon	DB	6-0	205	24	2	Miami (Fla.)	Miami, Fla.
37	Callahan, Bryce	DB	5-9	188	26	3	Rice	Cypress, Texas
29	Cohen, Tarik	RB	5-6	181	22	R	North Carolina A&T	Bunn, N.C.
76	Compton, Tom	OL	6-5	313	28	5	South Dakota	Rosemont, Minn.
31	Cooper, Sr., Marcus	DB	6-2	197	27	5	Rutgers	Hartford, Conn.
69	Coward, Rashaad	DL	6-6	320	23	R	Old Dominion	Brooklyn, N.Y.
30	Cunningham, Benny	RB	5-10	218	27	5	Middle Tennessee State	Nashville, Tenn.
49	DePaola, Andrew	LS	6-2	230	30	4	Rutgers	Parkton, Md.
23	Fuller, Kyle	DB	5-11	190	25	4	Virginia Tech	Baltimore, Md.
8	Glennon, Mike	QB	6-6	229	28	5	North Carolina State	Centreville, Va.
91	Goldman, Eddie	DL	6-4	320	23	3	Florida State	Washington, D.C.
55	Grasu, Hroniss	OL	6-3	301	26	3	Oregon	Northridge, Calif.
60	Greene, Brandon	OL	6-5	295	23	R	Alabama	Ellenwood, Ga.
32	Hall, Deiondre'	DB	6-2	206	23	2	Northern Iowa	Blue Springs, Mo.
96	Hicks, Akiem	DL	6-5	332	28	6	Regina	Elk Grove, Calif.
99	Houston, Lamarr	LB	6-3	274	30	8	Texas	San Francisco, Calif.
36	Houston-Carson, DeAndre	DB	6-1	205	24	2	William & Mary	Woodford, Va.
24	Howard, Jordan	RB	6-0	224	23	2	Indiana	Birmingham, Ala.
17	Inman, Dontrelle	WR	6-3	205	28	4	Virginia	Charleston, S.C.
39	Jackson, Eddie	DB	6-0	202	24	R	Alabama	Lauderdale Lakes, Fla.
73	Jenkins, John	DL	6-3	327	28	5	Georgia	Meriden, Conn.
52	Jones, Christian	LB	6-3	245	26	4	Florida State	Winter Park, Fla.
57	Jones, Howard	LB	6-4	238	27	3	Shepherd	Woodbridge, Va.
44	Kwiatkoski, Nick	LB	6-2	242	24	2	West Virginia	Bethel Park, Penn.
22	LeBlanc, Cre'Von	DB	5-11	190	23	2	Florida Atlantic	Palm Beach, Fla.
63	Lee, Cameron	OL	6-5	312	23	R	Illinois State	Danville, Ill.
72	Leno, Jr., Charles	OL	6-3	306	26	4	Boise State	Oakland, Calif.
70	Massie, Bobby	OL	6-6	317	28	6	Mississippi	Leitchburg, Va.
27	McManis, Sherrick	DB	6-1	193	30	8	Northwestern	Pynch, Ill.
33	Mizzell, Taquan	RB	5-10	185	24	R	Virginia	Virginia Beach, Va.
1	Nugent, Mike	K	5-10	190	35	13	Ohio State	Centerville, Ohio
16	O'Donnell, Pat	P	6-4	217	26	4	Miami (Fla.)	Lake Worth, Fla.
95	Robertson-Harris, Roy	DL	6-7	294	24	1	UTEP	Oakland, Calif.
6	Sanchez, Mark	QB	6-2	232	31	9	USC	Mission Viejo, Calif.
87	Shaheen, Adam	TE	6-6	270	23	R	Ashland	Galena, Ohio
88	Sims, Dion	TE	6-4	268	26	5	Michigan State	Detroit, Mich.
71	Sitton, Josh	OL	6-3	320	31	10	UCF	Pensacola, Fla.
79	Sowell, Bradley	OL	6-7	312	28	6	Mississippi	Hernando, Miss.
53	Timu, John	LB	6-0	246	25	3	Washington	Long Beach, Calif.
59	Trevathan, Danny	LB	6-1	239	27	6	Kentucky	Youngstown, Ohio
10	Trubisky, Mitchell	QB	6-3	222	23	R	North Carolina	Mentor, Ohio
12	Wheaton, Markus	WR	5-11	185	26	5	Oregon State	Phoenix, Ariz.
65	Whitehair, Cody	OL	6-4	310	25	2	Kansas State	Kearney, Neb.
13	Wright, Kendall	WR	5-10	185	28	6	Baylor	Mount Pleasant, Texas
RESERVE / INJURED								
21	Demps, Quintin	DB	5-11	216	32	9	UTEP	San Antonio, Texas
94	Floyd, Leonard	LB	6-4	251	25	2	Georgia	Atlanta, Ga.
50	Freeman, Jerrell	LB	6-0	235	31	6	Mary Hardin-Baylor	Waco, Texas
47	Irving, Isaiah	LB	6-3	254	23	R	San Jose State	Vacaville, Calif.
64	Kush, Eric	OL	6-4	317	28	5	California (PA)	Bridgeville, Penn.
75	Long, Kyle	OL	6-6	316	29	5	Oregon	Ivy, Va.
92	McPhee, Pernell	LB	6-3	269	29	7	Mississippi State	Pahokee, Fla.
81	Meredith, Cameron	WR	6-3	207	25	3	Illinois State	Westchester, Ill.
86	Miller, Zach	TE	6-5	245	33	7	Nebraska-Omaha	Wahoo, Neb.
67	Morgan, Jordan	OL	6-4	311	23	R	Kutztown	Philadelphia, Pa.
43	Proinski, Chris	DB	6-1	213	30	7	Wyoming	Buffaly, Wyo.
2	Santos, Cairo	K	5-8	160	26	4	Tulane	Sao Paulo, Brazil
48	Scales, Patrick	LS	6-4	239	29	2	Utah State	Louisville, Ky.
98	Unrein, Mitch	DL	6-4	301	30	7	Wyoming	Eaton, Colo.
11	White, Kevin	WR	6-3	216	25	3	West Virginia	Plainfield, N.J.
97	Young, Willie	LB	6-4	259	32	8	North Carolina State	Palm Beach Gardens, Fla.
PRACTICE SQUAD								
62	Averill, Travis	OL	6-3	295	24	R	Boise State	Anaheim, Calif.
18	Ayers, Demarcus	WR	5-11	190	23	1	Houston	Lancaster, Texas
19	Gentry, Tanner	WR	6-2	209	23	R	Wyoming	Aurora, Colo.
35	Grant, Doran	DB	5-10	196	25	2	Ohio State	Akron, Ohio
74	Lyons, Caushaud	DL	6-4	310	23	1	Tusculum	Atlanta, Ga.
80	McKay, Mekale	WR	6-5	210	24	1	Cincinnati	Louisville, Ky.
68	Pericak, Will	OL	6-3	300	27	3	Colorado	Boulder, Colo.
14	Spruce, Nelson	WR	6-1	210	25	2	Colorado	Los Angeles, Calif.
82	Thompson, Colin	TE	6-4	257	24	R	Temple	Doylstown, Pa.



UNOFFICIAL DEPTH CHART

OFFENSE

WR 13 Kendall Wright	12 Markus Wheaton		
TE 88 Dion Sims	<u>87 Adam Shaheen</u>	85 Daniel Brown	84 Ben Braunecker
RT 70 Bobby Massie	76 Tom Compton	<u>60 Brandon Greene</u>	
RG 76 Tom Compton	65 Cody Whitehair		
C 65 Cody Whitehair	55 Hroniss Grasu		
LG 71 Josh Sitton	<u>63 Cameron Lee</u>		
LT 72 Charles Leno Jr.	79 Bradley Sowell		
QB <u>10 Mitchell Trubisky</u>	8 Mike Glennon	6 Mark Sanchez	
RB 24 Jordan Howard	<u>29 Tarik Cohen</u>	30 Benny Cunningham	<u>33 Taquan Mizzell</u>
WR 15 Joshua Bellamy	17 Dontrelle Inman		
FB 46 Michael Burton			

DEFENSE

DE 96 Akiem Hicks	95 Roy Robertson-Harris		
NT 91 Eddie Goldman	73 John Jenkins		
DE 90 Jonathan Bullard	<u>69 Rashaad Coward</u>		
OLB 99 Lamarr Houston	57 Howard Jones		
ILB 44 Nick Kwiatkoski	58 Jonathan Anderson		
ILB 59 Danny Trevathan	53 John Timu		
OLB 93 Sam Acho	52 Christian Jones		
CB 20 Prince Amukamara	37 Bryce Callahan	22 Cre'Von LeBlanc	
S 38 Adrian Amos	26 Deon Bush		
S <u>39 Eddie Jackson</u>	36 DeAndre Houston-Carson	32 Deiondre' Hall	
CB 23 Kyle Fuller	31 Marcus Cooper Sr.	27 Sherrick McManis	

SPECIAL TEAMS

P 16 Pat O'Donnell			
K 1 Mike Nugent			
LS 49 Andrew DePaola			
H 16 Pat O'Donnell			
KR 30 Benny Cunningham	<u>29 Tarik Cohen</u>	<u>39 Eddie Jackson</u>	
PR <u>29 Tarik Cohen</u>	<u>39 Eddie Jackson</u>	37 Bryce Callahan	22 Cre'Von LeBlanc

Underline denotes rookie

PRONUNCIATION GUIDE

PLAYERS

Adrian Amos.....	A-miss
Prince Amukamara.....	ah-MOO-kah-MAIR-rah
Tarik Cohen.....	Tuh-REEK
Andrew DePaola.....	de-PAUL-a (like DePaul)
Hroniss Grasu.....	huh-ROW-niss grass-uu
Akiem Hicks.....	ah-KEEM
Nick Kwiatkoski.....	kwit-KOW-skee
Cre'Von LeBlanc.....	KRAY-von luh-BLONK
Sherrick McManis.....	SHARE-rick mick-MAN-us
Taquan Mizzell.....	TAY-kwan my-ZELL
Cairo Santos.....	Ky-ROW San-TOHS
Adam Shaheen.....	shuh-HEEN
Bradley Sowell.....	SO-wool
Danny Trevethan.....	truh-VAY-than
Mitch Unrein.....	Un-Rhine

COACHES

Sean Desai.....	d-sigh
Vic Fangio.....	fan-geo
Dowell Loggains.....	dowel LOG-ins
Glenn Pires.....	rhymes with tires



THE LAST TIME ...

TEAM**Won in Overtime:**

- By BEARS – 10/15/2017 at Baltimore (27-24)
 By Opp. – 12/6/2015 vs. San Francisco (26-20)

Won in Regulation by Scoring Go-Ahead Points in the Last 2 Minutes

- By BEARS – 10/11/2015 at Kansas City (18-17, M. Forte 7-yd TD pass from J. Cutler with :18 remaining)
 By Opp. – 12/3/2017 vs. San Francisco (15-14, R. Gould 24-yd FG with :04 remaining)

Sent Game to Overtime by Scoring in the Last Two Minutes of Regulation

- By BEARS – 10/18/2014 at Detroit (Gould 29-yd FG with :00 remaining; DET won 37-34 in OT)
 By Opp. – 10/15/2017 at Baltimore (Campanaro 77 yd. punt return with 1:37 left; Flacco 2-pt pass to Boyle)

Shutout

- By BEARS – 11/18/2010 at Miami (16-0)
 By Opp. – 9/27/2015 at Seattle (26-0)

Did Not Allow Opponent to Score a Touchdown (non-shutout)

- By BEARS – 12/24/2017 vs. Cleveland (held CLE to 1 FG; 20-3 CHI)
 By Opp. – 11/26/2017 at Philadelphia (held Chicago to 1 FG; 31-3 PHI)

Won By 20-or-More Points

- By BEARS – 12/10/17 at Cincinnati (26 points; 33-7)
 By Opp. – 11/26/2017 at Philadelphia (28 points, 31-3)

Won Game After Trailing by 20-or-More Points

- By BEARS – 10/16/2006 at Arizona (24-23 after trailing 20-0 and 23-3)
 By Opp. – 11/10/2002 vs. New England (33-30 after trailing 27-6)

Won After Trailing at End of the 1st Quarter

- By BEARS – 12/10/17 at Cincinnati (33-7 after trailing 7-6)
 By Opp. – 12/3/2017 vs. San Francisco (15-14 after trailing 7-3)

Won After Trailing at Halftime

- By BEARS – 11/9/2015 at San Diego (22-19 after trailing 16-7)
 By Opp. – 12/3/2017 vs. San Francisco (15-14 after trailing 14-9)

Won After Trailing at End of the 3rd Quarter

- By BEARS – 12/27/2015 at Tampa Bay (26-21 after trailing 14-13)
 By Opp. – 12/3/2017 vs. San Francisco (15-14 after trailing 14-12)

Won After Trailing By 10-Plus Points in 4th Quarter

- By BEARS – 10/11/2015 at Kansas City (18-17 after trailing by 11, 17-6)
 By Opp. – 10/16/2016 vs. Jacksonville (17-16 after trailing by 13, 13-0)

Scored 20 or More Points in a Quarter

- By BEARS – 12/4/2014 vs. Dallas (21 in 4th quarter; 41-28 DAL)
 By Opp. – 12/4/2014 vs. Dallas (21 in 3rd quarter; 41-28 DAL)

Scored 30 or More Points in a Half

- By BEARS – 11/4/2012 at Tennessee (31 in 1st half; 51-20 CHI)
 By Opp. – 11/9/2014 at Green Bay (42 in 1st half; 55-14 GB)

Scored Touchdowns on Offense and Defense

- By BEARS – 10/15/2017 at Baltimore (2 offense; 1 defense; 27-24 CHI)
 By Opp. – 11/19/2017 vs. Detroit (2 offense; 1 defense; 27-24 DET)

Scored Touchdowns on Offense, Defense and Special Teams

- By BEARS – 11/4/2012 at Tennessee (4 offense; 1 defense; 1 special teams; 51-20 CHI)
 By Opp. – 9/20/2015 vs. Arizona (5 offense; 1 defense; 1 special teams; 48-23 ARZ)

**THE LAST TIME ...****Won on Monday Night Football**

- By BEARS – 10/31/2016 vs. Minnesota (20-10 on ESPN's Monday Night Football)
By Opp. – 10/9/2017 vs. Minnesota (20-17 on ESPN's Monday Night Football)

Won on Sunday Night Football

- By BEARS – 9/14/2014 at San Francisco (28-20 on NBC's Sunday Night Football)
By Opp. – 9/25/2016 at Dallas (29-14 on NBC's Sunday Night Football)

Won on Thursday Night Football

- By BEARS – 11/26/2015 at Green Bay (17-13 CHI on NBC's Thursday Night Football)
By Opp. – 9/28/2017 at Green Bay (35-14 on CBS/NFLN's Thursday Night Football)

No Turnovers

- By BEARS – 12/24/2017 vs. Cleveland (CHI, 20-3)
By Opp. – 11/12/2017 vs. Green Bay (GB, 23-16)

OFFENSE**Touchdown Scored on First Offensive Possession to Start Game**

- By BEARS – 12/10/17 at Cincinnati (J. Howard 21-yd run; 33-7 CHI)
By Opp. – 10/29/2017 at New Orleans (A. Kamara 8-yd run; 20-12 NO)

Touchdown Scored on First Offensive Possession of 2nd Half

- By BEARS – 12/24/2017 vs. Cleveland (J. Howard 16-yard run; 20-3 CHI)
By Opp. – 10/9/2017 vs. Minnesota (K. Rudolph 13-yd pass from Keenum; 20-17 MIN)

No Sacks Allowed

- By BEARS – 11/27/2016 vs. Tennessee
By Opp. – 1/1/2017 at Minnesota

No Turnovers and No Sacks Allowed

- By BEARS – 10/10/2013 vs. N.Y. Giants
By Opp. – 12/24/2016 vs. Washington

Successful Two-Point Conversion

- By BEARS – 10/9/2017 vs. Minnesota (Trubisky run on pitch from Z. Miller)
By Opp. – 10/15/2017 at Baltimore (Flacco pass to Boyle)

Failed Two-Point Conversion

- By BEARS – 10/29/2017 at New Orleans (pass failed)
By Opp. – 12/29/2013 vs. Green Bay (pass failed)

500-or-More Total Net Yards of Offense

- By BEARS – 10/9/2016 at Indianapolis (522; 125 rushing, 397 passing)
By Opp. – 10/18/2015 at Detroit (546; 155 rushing, 391 passing)

400-or-More Total Net Yards of Offense

- By BEARS – 12/10/17 at Cincinnati (482; 232 rushing; 271 passing)
By Opp. – 11/26/2017 at Philadelphia (420; 176 rushing, 244 passing)

300-or-More Net Rushing Yards by Team

- By BEARS – 9/9/1984 vs. Denver (302 yds on 50 carries, 2 TDs)
By Opp. – 10/14/2007 vs. Minnesota (311 yds on 43 carries, 3 TDs)

200-or-More Net Rushing Yards by Team

- By BEARS – 12/10/17 at Cincinnati (232 yards on 38 carries, 3 TDs)
By Opp. – 12/24/2016 vs. Washington (208 yards on 35 carries, 4 TDs)

Individual 200-Yard Rushing Game

- By BEARS – 10/2/2011 vs. Carolina (Matt Forte, 205 yds on 25 carries, TD)
By Opp. – 12/1/2013 at Minnesota (Adrian Peterson, 211 yds on 35 carries, 0 TDs)

Individual 150-Yard Rushing Game

- By BEARS – 10/15/2017 at Baltimore (Jordan Howard, 167 yds on 36 carries, 0 TD)
By Opp. – 12/18/2016 vs. Green Bay (Ty Montgomery, 162 yds on 16 carries, 2 TDs)



THE LAST TIME ...

Individual 100-Yard Rushing Game

By BEARS – 12/10/17 at Cincinnati (Jordan Howard, 147 yds on 23 carries, 2 TDs)
 By Opp. – 12/18/2016 vs. Green Bay (Ty Montgomery, 162 yds on 16 carries, 2 TDs)

Two 100-Yard Rushers in the Same Game

By BEARS – 11/10/1985 vs. Detroit (207 total; Walter Payton - 105, Matt Suhey - 102)
 By Opp. – 12/22/2013 at Philadelphia (248 total; LeSean McCoy - 133, Bryce Brown - 115)

Consecutive 100-Yard Rushing Games

By BEARS – 12/24/2016 vs. WAS & 1/1/2017 at MIN (Jordan Howard; 119 vs. WAS, 135 at MIN)
 By Opp. – 12/1/2013 at MIN & 12/9/2013 vs. DAL (A. Peterson, MIN - 211; D. Murray, DAL - 146)

Combined 200-Yards Rushing by Two Players (Non 200-Yard rusher, top 2 rushers)

By BEARS – 12/10/17 at Cincinnati (227 total; Jordan Howard - 147 and Tarik Cohen - 80)
 By Opp. – 12/18/2016 vs. Green Bay (207 total; Ty Montgomery - 162, C. Michael - 45)

60 Team Rushing Attempts

By BEARS – 11/8/1981 at Kansas City (61 for 201 yards, 0 TDs)
 By Opp. – Never

50 Team Rushing Attempts

By BEARS – 10/15/2017 at Baltimore (54 for 231 yards, 0 TDs)
 By Opp. – 10/30/1988 at New England (54 for 185 yards, 0 TDs)

40 Team Rushing Attempts

By BEARS – 12/4/2016 vs. San Francisco (40 for 142 yards, 3 TDs)
 By Opp. – 9/25/2016 at Dallas (41 for 199 yards, 3 TDs)

Individual 40 Rushing Attempts

By BEARS – 11/20/1977 vs. Minnesota (Walter Payton, 40 for 275 yards, 1 TD)
 By Opp. – Never

Individual 30 Rushing Attempts

By BEARS – 10/15/2017 at Baltimore (Jordan Howard, 36 for 167 yards, 0 TDs)
 By Opp. – 9/25/2016 at Dallas (Ezekiel Elliott, 30 for 140 yards, 0 TDs)

Individual 20 Rushing Attempts

By BEARS – 12/10/17 at Cincinnati (Jordan Howard, 23 for 147 yds, 2 TDs)
 By Opp. – 11/12/2017 vs. Green Bay (Jamaal Williams, 20 for 67 yards, 0 TDs)

Rushing Play of 75-Plus Yards

By BEARS – 11/27/1988 vs. Green Bay (Neal Anderson, 80-yard TD run)
 By Opp. – 11/4/2012 at Tennessee (Chris Johnson, 80-yard TD run)

Rushing Play of 50-Plus Yards

By BEARS – 11/19/2017 vs. Detroit (Jordan Howard, 50-yard run)
 By Opp. – 10/9/2017 vs. Minnesota (J. McKinnon, 58-yard TD run)

Rushing Play of 25-Plus Yards

By BEARS – 12/10/17 at Cincinnati (Tarik Cohen, 29-yard run)
 By Opp. – 11/26/2017 at Philadelphia (Jay Ajayi, 30-yard run)

3-Plus Rushing Touchdowns by Team

By BEARS – 12/24/2017 vs. Cleveland (3, J. Howard - 2; M. Trubisky - 1)
 By Opp. – 12/24/2016 vs. Washington (4, K. Cousins - 2, M. Brown - 1, C. Thompson - 1)

3-Plus Rushing Touchdowns by Individual

By BEARS – 12/4/2016 vs. San Francisco (Jordan Howard, 3)
 By Opp. – 10/20/2013 at Washington (Roy Helu, 3)

2-Plus Rushing Touchdowns by Individual

By BEARS – 12/24/2017 vs. Cleveland (Jordan Howard, 2 TDs)
 By Opp. – 12/24/2016 vs. Washington (Kirk Cousins, 2 TDs)

**THE LAST TIME ...****400 Gross Yards Passing by Team**

By BEARS - 11/14/1999 vs. Minnesota (422; 34 of 48, 3 TDs, INT)
By Opp. - 10/18/2015 at Detroit (405; 27 of 42, 4 TDs, 1 INT)

300 Gross Yards Passing by Team

By BEARS - 12/16/2017 at Detroit (314; 31 of 46, 1 TDs, 3 INT)
By Opp. - 9/10/2017 vs. Atlanta (321; 21 of 30, 1 TD, 0 INT)

400 Yards Passing by Individual

By BEARS - 11/14/1999 vs. Minnesota (Jim Miller - 422; 34 of 48, 3 TDs, INT)
By Opp. - 10/18/2015 at Detroit (Matthew Stafford - 405; 27 of 42, 4 TDs, 1 INT)

300 Yards Passing by Individual

By BEARS - 11/27/2017 at Detroit (Mitchell Trubisky - 314; 31 of 46, 1 TD, 3 INT)
By Opp. - 9/10/2017 vs. Atlanta (Matt Ryan - 321; 21 of 30, 1 TD, 0 INT)

Consecutive 300 Yards Passing by Individual

By BEARS - 12/18/2016 vs. GB & 12/24/2016 vs. WAS (Matt Barkley - 362 vs. GB, 323 vs. WAS)
By Opp. - 11/23/14 vs. TB & 11/27/14 at DET (J. McCown 341 vs. TB, M. Stafford 390 at DET)

60-Plus Passing Attempts by Individual

By BEARS - 11/16/1997 vs. NY Jets (Erik Kramer - 60; 32 of 60, 354 yards, 2 TDs, 3 INT)
By Opp. - 11/13/2011 vs. Detroit (Matthew Stafford - 63; 33 of 63, 329 yards, 1 TD, 4 INT)

50-Plus Passing Attempts by Individual

By BEARS - 11/27/2016 vs. Tennessee (Matt Barkley - 40; 24 of 40, 323 yards, 2 TDs, 5 INT)
By Opp. - 10/20/2016 at Green Bay (Aaron Rodgers - 56; 39 of 56, 326 yards, 3 TDs, 0 INT)

40-Plus Passing Attempts by Individual

By BEARS - 12/16/2017 at Detroit (Mitchell Trubisky - 41; 31 of 46, 314 yards 1 TD, 3 INT)
By Opp. - 10/15/2017 at Baltimore (Joe Flacco - 41; 24 of 41, 180 yards, 0 TD, 2 INT)

30-Plus Passing Completions by Individual

By BEARS - 12/16/2017 at Detroit (Mitchell Trubisky - 31; 31 of 46, 314 yards 1 TD, 3 INT)
By Opp. - 10/20/2016 at Green Bay (Aaron Rodgers - 39; 39 of 56, 326 yards, 3 TDs, 0 INT)

25-Plus Passing Completions by Individual

By BEARS - 12/10/17 at Cincinnati (Mitchell Trubisky - 25; 25 of 32, 271 yards, 1 TD, 0 INT)
By Opp. - 12/3/2017 vs. San Francisco (Jimmy Garoppolo - 26; 26 of 37, 293 yards, 0 TDs, 1 INT)

4-Or-More Passing Touchdowns by Individual

By BEARS - 9/14/2014 at San Francisco (Jay Cutler - 4, 23 of 34, 176 yards, 4 TDs, 0 INTs)
By Opp. - 9/28/2017 at Green Bay (Aaron Rodgers - 4; 18 of 26, 179 yards, 4 TDs, 0 INTs)

3-Or-More Passing Touchdowns by Individual

By BEARS - 11/27/2016 vs. Tennessee (Matt Barkley - 3, 28 of 54, 316 yards, 3 TDs, 2 INT)
By Opp. - 11/26/2017 at Philadelphia (Carson Wentz - 3, 23 of 36, 227 yards, 3 TDs, 0 INT)

10-Or-More Receptions by Individual

By BEARS - 12/10/17 at Cincinnati (Kendall Wright, 10 receptions, 107 yards, 0 TD)
By Opp. - 11/26/2017 at Philadelphia (Zach Ertz, 10 receptions, 103 yards, 1 TD)

200-Plus Receiving Yards by Individual

By BEARS - 12/1/2013 at Minnesota (Alshon Jeffery, 245 yards, 12 receptions, 2 TD)
By Opp. - 12/17/2000 at San Francisco (Terrell Owens, 283 yards, 20 receptions, 1 TD)

150-Plus Receiving Yards by Individual

By BEARS - 11/9/2015 at San Diego (Alshon Jeffery, 151 yards, 10 receptions 0 TD)
By Opp. - 11/9/2014 at Green Bay (Jordy Nelson, 152 yards, 6 receptions, 2 TD)

100-Plus Receiving Yards by Individual

By BEARS - 12/10/17 at Cincinnati (Kendall Wright, 107 yards, 10 receptions, 0 TD)
By Opp. - 11/26/2017 at Philadelphia (Zach Ertz, 103 yards, 10 receptions, 1 TD)



THE LAST TIME ...

Two 100-Yard Receivers

- By BEARS – 12/18/2016 vs. Green Bay (Cameron Meredith 104 yards and Deonte Thompson 110 yards)
 By Opp. – 11/23/2014 vs. Tampa Bay (Vincent Jackson 117 yards and Louis Murphy 113 yards)

Three 100-Yard Receivers

- By BEARS – Never
 By Opp. – 12/26/1982 at L.A. Rams (George Farmer 183, Preston Dennard 122 & Wendell Tyler 102)

Consecutive 100 Yards Receiving by Individual

- By BEARS – 12/18/16 vs. GB & 12/24/16 vs. WAS (C. Meredith 104 vs. GB, 135 vs. WAS)
 By Opp. – 12/18/16 vs. GB, 12/24/16 vs. WAS & 1/1/17 at MIN (J. Nelson 124 vs. GB; D. Jackson 114 vs. WAS; K. Rudolph 117 at MIN)

Pass Play of 80-Plus Yards

- By BEARS – 11/15/2015 at St. Louis (Jay Cutler to Jeremy Langford, 83 yards, TD)
 By Opp. – 9/10/2017 vs. Atlanta (Matt Ryan to Austin Hooper, 88 yards, TD)

Pass Play of 60-Plus Yards

- By BEARS – 10/22/2017 vs. Carolina (Mitchell Trubisky to Tarik Cohen, 70 yards)
 By Opp. – 12/18/2016 vs. Green Bay (Aaron Rodgers to Jordy Nelson, 60 yards)

Pass Play of 40-Plus Yards

- By BEARS – 11/12/2017 vs. Green Bay (Mitchell Trubisky to Joshua Bellamy, 46 yards/TD)
 By Opp. – 12/16/2017 at Detroit (Matthew Stafford to Marvin Jones, 58 yards)

Offensive Lineman Caught a Pass

- By BEARS – 12/1/2013 at Minnesota (Josh McCown to Kyle Long, -1 yard)
 By Opp. – 11/16/2003 vs. St. Louis (Marc Bulger to Adam Timmerman, -7 yards)

Offensive Lineman Scored a Touchdown

- By BEARS – 12/25/2011 at Green Bay, Edwin Williams (fumble recovery in end zone)
 By Opp. – 11/16/1969 at Atlanta, Mal Snider (48-yard kickoff return)

Quarterback Caught a Pass

- By Bears – 1/1/2017 at Minnesota (Matt Barkley from Cameron Meredith, 2 yards, TD)
 By Opp. – 12/16/2012 vs. Green Bay (Aaron Rodgers from Rodgers, -1 yard)

Running Back Threw a Touchdown Pass

- By Bears – 10/15/2017 at Baltimore (T. Cohen to Z. Miller from, 21 yards)
 By Opp. –

Wide Receiver Threw a Touchdown Pass

- By Bears – 1/1/2017 at Minnesota (Cameron Meredith to Matt Barkley, 2 yards)
 By Opp. –

Punter Threw a Touchdown Pass

- By Bears – 10/8/2017 vs. Minnesota (P. O'Donnell to B. Cunningham, 38 yards)
 By Opp. –

3-Plus Receiving Touchdowns by Team

- By BEARS – 11/27/2016 vs. Tennessee (3, M. Wilson - 1, D. Thompson - 1, D. Brown - 1)
 By Opp. – 11/26/2017 at Philadelphia (3, Ertz - 1, Jeffery - 1, Agholor - 1)

3-Plus Receiving Touchdowns by Individual

- By BEARS – 9/14/2014 at San Francisco (Brandon Marshall, 3)
 By Opp. – 9/20/2015 vs. Arizona (Larry Fitzgerald, 3)

2-Plus Receiving Touchdowns by Individual

- By BEARS – 11/15/2015 at St. Louis (Zach Miller, 2)
 By Opp. – 9/28/2017 at Green Bay (Jordy Nelson, 2)

**THE LAST TIME ...****DEFENSE****Held Opponent Under 150 Total Net Yards**

- By BEARS – 10/10/2010 at Carolina (147 total; 85 rushing & 62 passing)
By Opp. – 12/3/2017 vs. San Francisco (147 total; 62 rushing & 85 passing)

Held Opponent Under 100 Total Net Yards

- By BEARS – 11/26/1978 vs. Tampa Bay (92 total; 99 rushing & -7 passing)
By Opp. – 12/27/1992 at Dallas (92 total; 28 rushing & 64 passing)

Held Opponent Under 50 Net Rushing Yards

- By BEARS – 10/12/2014 at Atlanta (42)
By Opp. – 12/16/2017 at Detroit (43)

Held Opponent Under 25 Net Rushing Yards

- By BEARS – 9/12/2010 vs. Detroit (20)
By Opp. – 11/26/2017 at Philadelphia (6)

Held Opponent Under 100 Net Passing Yards

- By BEARS – 12/4/2016 vs. San Francisco (6)
By Opp. – 12/3/2017 vs. San Francisco (85)

Held Opponent Under 50 Net Passing Yards

- By BEARS – 12/4/2016 vs. San Francisco (6)
By Opp. – 9/27/2015 at Seattle (48)

Held Opponent Under 100 Gross Passing Yards

- By BEARS – 12/4/2016 vs. San Francisco (39)
By Opp. – 9/27/2015 at Seattle (63)

Held Opponent Under 50 Gross Passing Yards

- By BEARS – 12/4/2016 vs. San Francisco (39)
By Opp. – 12/3/2006 vs. Minnesota (34)

8-Plus Takeaways by Team

- By BEARS – 9/2/1984 vs. Tampa Bay (8; 6 INTs, 2 FRs; CHI 34-14)
By Opp. – 10/11/1998 at Arizona (8; 4 INTs, 4 FRs; ARZ 20-7)

7-Plus Takeaways by Team

- By BEARS – 9/17/1995 at Tampa Bay (7; 4 INTs, 3 FRs; CHI 25-6)
By Opp. – 10/11/1998 at Arizona (8; 4 INTs, 4 FRs; ARZ 20-7)

6-Plus Takeaways by Team

- By BEARS – 11/13/2011 vs. Detroit (6; 4 INTs, 2 FRs; CHI 37-13)
By Opp. – 10/24/2010 vs. Washington (6; 4 INTs, 2 FRs; WAS 17-14)

5-Plus Interceptions by Team

- By BEARS – 10/01/2012 at Dallas (5; CHI 34-18)
By Opp. – 12/24/2016 vs. Washington (5; WAS 41-21)

4-Plus Interceptions by Team

- By BEARS – 10/01/2012 at Dallas (5; CHI 34-18)
By Opp. – 12/24/2016 vs. Washington (5; WAS 41-21)

2-Plus Interceptions by Individual

- By BEARS – 9/14/2014 at San Francisco (Kyle Fuller, 2)
By Opp. – 12/16/2017 at Detroit (Darius Slay, 2)

2-Plus Opponent Fumble Recoveries by Individual

- By BEARS – 12/27/2015 at Tampa Bay (John Timu, 2)
By Opp. – Unknown

Intercepted Pass Returned for a Touchdown

- By BEARS – 10/22/2017 vs. Carolina (Eddie Jackson, 76 yards)
By Opp. – 9/17/2017 at Tampa Bay (Robert McClain, 47 yards)



THE LAST TIME ...

Opponent Fumble Returned for a Touchdown

- By BEARS – 10/22/2017 vs. Carolina (Eddie Jackson, 75 yards)
- By Opp. – 11/19/2017 vs. Detroit (D.J. Hayden, 27 yards)

Defensive Lineman Scored a Touchdown

- By BEARS – 11/17/2013 vs. Baltimore (David Bass, 24-yard interception return)
- By Opp. – 11/1/2017 at Minnesota (Everson Griffen, 20-yard fumble return)

Linebacker Scored a Touchdown

- By BEARS – 10/20/2016 at Green Bay (Leonard Floyd, fumble recovered in end zone)
- By Opp. – 10/11/2015 at Kansas City (Ramik Wilson, fumble recovered in end zone)

Defensive Back Scored a Touchdown

- By BEARS – 10/22/2017 vs. Carolina (Eddie Jackson, 76-yard INT return)
- By Opp. – 11/19/2017 vs. Detroit (D.J. Hayden, 27-yard fumble return)

Safety

- By Bears – 10/9/2017 vs. Minnesota (Leonard Floyd sacks Sam Bradford in end zone)
- By Opp. – 11/13/2016 at Tampa Bay (Jay Cutler fumbled forced by R. Ayers out of bounds in end zone)

8-Plus Sacks by Team

- By BEARS – 11/20/2005 vs. Carolina (8; CHI 13-3)
- By Opp. – 10/3/2010 at N.Y. Giants (10; NYG 17-3)

7-Plus Sacks by Team

- By BEARS – 11/20/2005 vs. Carolina (8; CHI 13-3)
- By Opp. – 12/15/2014 vs. New Orleans (7; NO 31-15)

3-Plus Sacks by Individual

- By BEARS – 10/9/2016 at Indianapolis (Willie Young, 3)
- By Opp. – 11/12/2017 vs. Green Bay (Nick Perry, 3)

2-Plus Sacks by Individual

- By BEARS – 12/16/2017 at Detroit (Lamarr Houston, 2.0)
- By Opp. – 9/10/2017 vs. Atlanta (Brooks Reed, 2.0)

SPECIAL TEAMS

Blocked Extra Point

- By BEARS – 12/6/2015 vs. San Francisco (Eddie Goldman, Phil Dawson was the kicker)
- By Opp. – 12/24/2017 vs. Cleveland (Carl Nassib, Mike Nugent was the kicker)

Blocked Field Goal

- By BEARS – 9/24/2017 (Sherrick McManis blocks Chris Boswell's 35-yard attempt)
- By Opp. – 12/24/2016 vs. Washington (Preston Smith blocks Connor Barth's 22-yard attempt)

Blocked Field Goal for TD

- By BEARS – 10/11/1978 vs. Oakland (Mike Spivey 71-yard return; blocked by Virgil Livers)
- By Opp. – 12/23/2012 at Arizona (Justin Bethel 82-yard return; blocked by Adrian Wilson)

Blocked Punt

- By BEARS – 11/4/2012 at Tennessee (Sherrick McManis blocked Brett Kern's punt)
- By Opp. – 12/27/2015 at Tampa Bay (Jeremiah George blocked Pat O'Donnell's punt)

Blocked Punt for TD

- By BEARS – 11/4/2012 at Tennessee (Corey Wootton 5-yard return; blocked by Sherrick McManis)
- By Opp. – 9/14/1987 vs. N.Y. Giants (Tom Flynn recovered in end zone; blocked by Eric Howard)

Fake Field Goal for TD

- By BEARS – 12/1/2002 at Green Bay (Brad Maynard 12-yard pass to Dustin Lyman)
- By Opp. – 9/13/2012 at Green Bay (Tim Masthay 27-yard pass to Tom Crabtree)

**THE LAST TIME ...****Fake Punt for TD**

By BEARS – 10/9/2017 vs. Minnesota (P. O'Donnell 38-yard pass to B. Cunningham)
By Opp. –

Missed Extra Point (kick not blocked)

By BEARS – 12/10/2017 at Cincinnati (Mike Nugent, hit upright)
By Opp. – 9/17/2017 at Tampa bay (Nick Folk, wide left)

Missed Field Goal Returned

By BEARS – 11/12/2006 at N.Y. Giants (Devin Hester, 108-yard TD)
By Opp. – 11/8/2009 vs. Arizona (Antrel Rolle, 59 yards)

Muff Recovered for TD

By BEARS – 10/19/2008 vs. Minnesota (Zackary Bowman, muffed punt recovered in end zone)
By Opp. – Never

Punt Returned for TD

By BEARS – 12/3/2017 vs. San Francisco (Cohen 61 yards)
By Opp. – 10/15/2017 at Baltimore (Campanaro, 77 yards)

100 or More Punt Return Yards by Individual

By BEARS – 11/13/2011 vs. Detroit (Devin Hester, 122 yards, TD on 3 returns)
By Opp. – 10/15/2017 at Baltimore (Campanaro, 132 yards, 77-yard TD return)

Kickoff Returned for TD

By BEARS – 11/9/2014 at Green Bay (Chris Williams, 101 yards)
By Opp. – 10/15/2017 at Baltimore (B. Rainey, 96 yards)

150 or More Kickoff Return Yards by Individual

By BEARS – 12/20/2015 at Minnesota (Deonte Thompson, 153 yards on 5 returns)
By Opp. – 10/15/2017 at Baltimore (B. Rainey, 191 yards on 5 returns)

Recovered Own Onside Kick

By BEARS – 11/27/2016 vs. Tennessee (Adrian Amos recovered Connor Barth kick)
By Opp. – 12/4/2013 at Green Bay (Jamari Lattimore recovered Mason Crosby kick)

5 Field Goals Made

By BEARS – 10/20/1968 at Philadelphia (Mac Percival, 5 for 5)
By Opp. – 12/3/2017 vs. San Francisco (Robbie Gould 5 for 5)

4 Field Goals Made

By BEARS – 12/27/2015 at Tampa Bay (Robbie Gould, 4 of 4)
By Opp. – 9/27/2015 at Seattle (Steven Hauschka, 4 for 4)

3 Field Goals Made

By BEARS – 11/12/2017 vs. Green Bay (Connor Barth, 3 for 3)
By Opp. – 10/15/2017 at Baltimore (J. Tucker 3 for 3)

FG Made of 50-or-More Yards

By BEARS – 9/10/2017 vs. Atlanta (Connor Barth, 54 yards)
By Opp. – 11/19/2017 vs. Detroit (Matt Prater, 52 yards)



LAST TIME OUT - FINAL GAME BOOK

National Football League Game Summary

NFL Copyright © 2017 by The National Football League. All rights reserved. This summary and play-by-play is for the express purpose of assisting media in their coverage of the game; any other use of this material is prohibited without the written permission of the National Football League. Updated: 12/25/2017

Date: Sunday, 12/24/2017

Cleveland Browns at Chicago Bears
at Soldier Field, Chicago, IL

Start Time: 12:00 PM CST

Game Day Weather

Game Weather: Cloudy, light snow accumulating 1-3"
Played Outdoor on Turf: Grass

Temp: 24° F (-4.4° C) Humidity: 83%, Wind: WNW 8 mph
Wind Chill: 16

Officials

Referee: McAulay, Terry (77)
Line Judge: Johnson, Carl (101)
Back Judge: Martinez, Rich (39)

Umpire: Woods, Steven (54)
Field Judge: Banks, Michael (72)
Replay Official: Frantz, Earnie (0)

Down Judge: Walker, Ed (123)
Side Judge: Monroe, Jonah (120)

Lineups

Cleveland Browns		Defense	
Offense			
WR 12 J.Gordon		DE 95 M.Garrett	
TE 85 D.Njoku		DT 93 T.Coley	
LT 66 S.Drango		DT 55 D.Shelton	
LG 75 J.Bitonio		DE 94 C.Nassib	
C 64 J.Tretter		WILL 58 C.Kirksey	
RG 70 K.Zeitler		MIKE 53 J.Schobert	
RT 72 S.Coleman		SAM 52 J.Burgess Jr.	
TE 86 R.Telfer		CB 30 J.McCourty	
QB 7 D.Kizer		CB 21 J.Taylor	
RB 34 I.Crowell		S 22 J.Peppers	
WR 19 C.Coleman		S 43 K.Nacua	

Chicago Bears		Defense	
Offense			
TE 85 D.Brown		DE 96 A.Hicks	
TE 88 D.Sims		NT 91 E.Goldman	
RT 70 B.Massie		DE 90 J.Bullard	
RG 65 C.Whitehair		OLB 52 C.Jones	
C 55 H.Grasu		ILB 44 N.Kwiatkoski	
LG 79 B.Sowell		ILB 59 D.Trevathan	
LT 72 C.Leno Jr.		OLB 93 S.Acho	
QB 10 M.Trubisky		CB 20 P.Amukamara	
RB 24 Jo.Howard		S 38 A.Amos	
WR 15 J.Bellamy		S 39 E.Jackson	
WR 17 D.Inman		CB 23 K.Fuller	

Substitutions

P 4 B.Colquitt, K 5 Z.Gonzalez, WR 10 S.Coates, RB 27 M.Dayes, RB 29 D.Johnson Jr., DB 35 C.Smith, DB 36 D.Smith, S 39 J.Currie, FB 40 D.Vitale, DB 41 M.Jordan, DL 44 N.Orchard, LS 47 C.Hughlett, LB 49 J.Keyes, LB 50 B.Bello, OL 62 A.Reiter, DL 65 L.Ogunjobi, OL 77 Z.Banner, WR 80 R.Louis, WR 81 R.Higgins, TE 87 S.DeValve, TE 89 M.Lengel, DE 92 L.Edwards, DL 99 C.Brantley

Substitutions

K 1 M.Nugent, WR 12 M.Wheaton, WR 13 K.Wright, P 16 P.O'Donnell, DB 26 D.Bush, DB 27 S.McManis, RB 29 T.Cohen, RB 30 B.Cunningham, DB 31 M.Cooper Sr., DB 36 D.Houston-Carson, DB 37 B.Callahan, FB 46 M.Burton, LS 49 A.DePaola, LB 53 J.Timu, LB 57 H.Jones, LB 58 J.Anderson, OL 63 C.Lee, DL 73 J.Jenkins, TE 84 B.Braunacker, DL 95 R.Robertson-Harris, LB 99 L.Houston

Did Not Play

QB 8 K.Hogan

Did Not Play

QB 8 M.Glennon, DB 22 C.LeBlanc, G 60 B.Greene

Not Active

QB 6 C.Kessler, DB 20 B.Boddy-Calhoun, DB 38 B.Webb, LB 48 J.Cash, OL 63 M.Martin, G 79 G.Gray, WR 83 M.Hazel

Not Active

QB 6 M.Sanchez, DB 32 D.Hall, RB 33 T.Mizzell, DL 69 R.Coward, OL 71 J.Sitton, OL 76 T.Compton, TE 87 A.Shaheen

Field Goals (made) & missed)

Z.Gonzalez (48)

		1	2	3	4	OT	Total
VISITOR:	Cleveland Browns	0	3	0	0	0	3
HOME:	Chicago Bears	6	0	14	0	0	20

Scoring Plays

Team	Qtr	Time	Play Description (Extra Point) (Drive Info)	Visitor	Home
Bears	1	1:20	Jo.Howard 2 yd. run (kick blocked) (9-57, 5:11)	0	6
Browns	2	0:01	Z.Gonzalez 48 yd. Field Goal (4-48, 0:30)	3	6
Bears	3	12:23	Jo.Howard 16 yd. run (M.Nugent kick) (4-60, 2:37)	3	13
Bears	3	3:27	M.Trubisky 4 yd. run (M.Nugent kick) (12-66, 7:30)	3	20
Paid Attendance: 58,796					Time: 2:59



LAST TIME OUT - FINAL GAME BOOK

Final Individual Statistics

Cleveland Browns										Chicago Bears									
RUSHING										RUSHING									
	ATT	YDS	AVG	LG	TD		ATT	YDS	AVG	LG	TD								
I.Crowell	12	44	3.7	8	0	Jo.Howard	22	44	2.0	16	2								
D.Johnson Jr.	4	20	5.0	7	0	M.Trubisky	7	44	6.3	14	1								
D.Kizer	3	8	2.7	4	0	T.Cohen	2	9	4.5	6	0								
M.Dayes	1	3	3.0	3	0	Total	31	97	3.1	16	3								
Total	20	75	3.8	8	0														
PASSING										PASSING									
	ATT	CMP	YDS	SK/YD	TD	LG	IN	RT		ATT	CMP	YDS	SK/YD	TD	LG	IN	RT		
D.Kizer	36	18	182	1/4	0	35	2	41.7	M.Trubisky	23	14	193	5/32	0	40	0	87.8		
Total	36	18	182	1/4	0	35	2	41.7	Total	23	14	193	5/32	0	40	0	87.8		
PASS RECEIVING										PASS RECEIVING									
	TAR	REC	YDS	AVG	LG	TD		TAR	REC	YDS	AVG	LG	TD						
D.Johnson Jr.	7	7	81	11.6	29	0	K.Wright	6	4	27	6.8	11	0						
S.DeValve	4	3	12	4.0	5	0	J.Bellamy	4	3	49	16.3	28	0						
R.Higgins	3	2	20	10.0	17	0	B.Cunningham	2	2	62	31.0	40	0						
J.Gordon	8	2	19	9.5	11	0	D.Inman	4	2	19	9.5	13	0						
R.Louis	1	1	35	35.0	35	0	T.Cohen	2	2	12	6.0	13	0						
D.Njoku	3	1	13	13.0	13	0	D.Sims	3	1	24	24.0	24	0						
C.Coleman	6	1	3	3.0	3	0	D.Brown	1	0	0	0.0	0	0						
I.Crowell	4	1	-1	-1.0	-1	0	M.Burton	1	0	0	0.0	0	0						
Total	36	18	182	10.1	35	0	Total	23	14	193	13.8	40	0						
INTERCEPTIONS										INTERCEPTIONS									
	NO	YDS	AVG	LG	TD		NO	YDS	AVG	LG	TD								
Total	0	0	0	0	0	B.Callahan	1	21	21.0	21	0								
						K.Fuller	1	0	0.0	0	0								
						Total	2	21	10.5	21	0								
PUNTING										PUNTING									
	NO	YDS	AVG	NET	TB	IN20	LG		NO	YDS	AVG	NET	TB	IN20	LG				
B.Colquitt	7	334	47.7	41.0	1	3	58	P.O'Donnell	8	361	45.1	39.3	1	1	60				
Total	7	334	47.7	41.0	1	3	58	Total	8	361	45.1	39.3	1	1	60				
PUNT RETURNS										PUNT RETURNS									
	NO	YDS	AVG	FC	LG	TD		NO	YDS	AVG	FC	LG	TD						
J.Peppers	4	27	6.8	1	9	0	T.Cohen	3	27	9.0	1	28	0						
[OUT OF BOUNDS]	2	0	0.0	0	0	0	[DOWNED]	2	0	0.0	0	0	0						
[TOUCHBACK]	1	0	0.0	0	0	0	[TOUCHBACK]	1	0	0.0	0	0	0						
Total	4	27	6.8	1	9	0	Total	3	27	9.0	1	28	0						
KICKOFF RETURNS										KICKOFF RETURNS									
	NO	YDS	AVG	FC	LG	TD		NO	YDS	AVG	FC	LG	TD						
M.Dayes	1	18	18.0	0	18	0	B.Cunningham	1	28	28.0	0	28	0						
N.Orchard	1	8	8.0	0	8	0	R.Robertson-Harris	1	7	7.0	0	7	0						
[TOUCHBACK]	2	0	0.0	0	0	0	Total	2	35	17.5	0	28	0						
Total	2	26	13.0	0	18	0													

Cleveland Browns

FUMBLES										
	FUM	LOST	OWN-REC	YDS	TD	FORCED	OPP-REC	YDS	TD	OUT-BDS
R.Higgins	1	1	0	0	0	0	0	0	0	0
J.Peppers	1	0	0	0	0	0	0	0	0	0
D.Smith	0	0	1	-2	0	0	0	0	0	0
Total	2	1	1	-2	0	0	0	0	0	0

Chicago Bears

FUMBLES										
	FUM	LOST	OWN-REC	YDS	TD	FORCED	OPP-REC	YDS	TD	OUT-BDS
M.Trubisky	1	0	1	-4	0	0	0	0	0	0
D.Houston-Carson	0	0	0	0	0	1	0	0	0	0
D.Trevathan	0	0	0	0	0	1	0	0	0	0
P.Amukamara	0	0	0	0	0	0	1	0	0	0
Total	1	0	1	-4	0	2	1	0	0	0



LAST TIME OUT • FINAL GAME BOOK

Final Team Statistics

	Visitor Browns	Home Bears
TOTAL FIRST DOWNS	12	16
By Rushing	4	7
By Passing	8	7
By Penalty	0	2
THIRD DOWN EFFICIENCY	4-13-31%	7-16-44%
FOURTH DOWN EFFICIENCY	0-1-0%	1-1-100%
TOTAL NET YARDS	253	258
Total Offensive Plays (inc. times thrown passing)	57	59
Average gain per offensive play	4.4	4.4
NET YARDS RUSHING	75	97
Total Rushing Plays	20	31
Average gain per rushing play	3.8	3.1
Tackles for a loss-number and yards	0-0	6-15
NET YARDS PASSING	178	161
Times thrown - yards lost attempting to pass	1-4	5-32
Gross yards passing	182	193
PASS ATTEMPTS-COMPLETIONS-HAD INTERCEPTED	36-18-2	23-14-0
Avg gain per pass play (inc.# thrown passing)	4.8	5.8
KICKOFFS Number-In End Zone-Touchbacks	2-0-0	4-2-2
PUNTS Number and Average	7-47.7	8-45.1
Had Blocked	0	0
FGs - PATs Had Blocked	0-0	0-1
Net Punting Average	41.0	39.3
TOTAL RETURN YARDAGE (Not Including Kickoffs)	27	48
No. and Yards Punt Returns	4-27	3-27
No. and Yards Kickoff Returns	2-26	2-35
No. and Yards Interception Returns	0-0	2-21
PENALTIES Number and Yards	8-60	4-25
FUMBLES Number and Lost	2-1	1-0
TOUCHDOWNS	0	3
Rushing	0	3
Passing	0	0
EXTRA POINTS Made-Attempts	0-0	2-3
Kicking Made-Attempts	0-0	2-3
FIELD GOALS Made-Attempts	1-1	0-0
RED ZONE EFFICIENCY	0-0-0%	3-3-100%
GOAL TO GO EFFICIENCY	0-0-0%	2-2-100%
SAFETIES	0	0
FINAL SCORE	3	20
TIME OF POSSESSION	26:46	33:14



LAST TIME OUT - FINAL GAME BOOK

Ball Possession And Drive Chart

Cleveland Browns

#	Time Recd	Time Lost	Time Poss	How Ball Obtained	Drive Began	# Play	Yds Gain	Yds Pen	Net Yds	1st Down	Last Scrm	How Given Up
1	15:00	11:55	3:05	Kickoff	CLV 22	5	19	-5	14	1	CLV 36	Punt
2	9:17	6:31	2:46	Punt	CLV 20	5	17	0	17	1	CLV 37	Punt
3	1:20	0:13	1:07	Kickoff	CLV 25	3	2	0	2	0	CLV 27	Punt
4	13:02	12:03	0:59	Punt	CLV 41	3	2	0	2	0	CLV 43	Punt
5	9:21	1:57	7:24	Punt	CLV 22	12	50	0	50	4	CHI 28	Interception
6	0:31	0:01	0:30	Punt	CLV 22	4	48	0	48	2	CHI 30	Field Goal
7	12:23	10:57	1:26	Kickoff	CLV 29	3	6	-10	-4	0	CLV 25	Punt
8	3:27	0:19	3:08	Kickoff	CLV 25	7	72	0	72	2	CHI 20	Fumble
9	14:06	11:43	2:23	Punt	CLV 28	3	3	0	3	0	CLV 31	Punt
10	9:11	7:50	1:21	Punt	CLV 35	6	10	0	10	1	CLV 45	Punt
11	6:43	4:11	2:32	Punt	CHI 49	6	21	-10	11	1	CHI 38	Interception
12	0:05	0:00	0:05	Punt	CLV 1	1	3	0	3	0	CLV 1	End of Game

(321) Average CLV 27

Chicago Bears

#	Time Recd	Time Lost	Time Poss	How Ball Obtained	Drive Began	# Play	Yds Gain	Yds Pen	Net Yds	1st Down	Last Scrm	How Given Up
1	11:55	9:17	2:38	Punt	CHI 31	4	1	8	9	1	CHI 40	Punt
2	6:31	1:20	5:11	Punt	CHI 43	9	50	7	57	4	* CLV 2	Touchdown
3	0:13	13:02	2:11	Punt	CHI 15	3	8	-5	3	0	CHI 18	Punt
4	12:03	9:21	2:42	Punt	CHI 20	4	26	-5	21	1	CHI 41	Punt
5	1:57	0:31	1:26	Interception	CHI 20	7	23	0	23	2	CHI 43	Punt
6	0:01	0:00	0:01	Kickoff		0	0	0	0	0		End of Half
7	15:00	12:23	2:37	Kickoff	CHI 40	4	55	5	60	2	* CLV 16	Touchdown
8	10:57	3:27	7:30	Punt	CHI 34	12	66	0	66	4	* CLV 4	Touchdown
9	0:19	14:06	1:13	Fumble	CHI 20	4	15	0	15	1	CHI 35	Punt
10	11:43	9:11	2:32	Punt	CHI 18	3	-4	0	-4	0	CHI 14	Punt
11	7:50	6:43	1:07	Punt	CHI 8	3	0	0	0	0	CHI 8	Punt
12	4:11	0:05	4:06	Interception	CLV 42	6	14	-15	-1	1	CLV 43	Punt

(307) Average CHI 28

* inside opponent's 20

Time of Possession by Quarter

		1st	2nd	3rd	4th	OT	Total
Visitor	Cleveland Browns	6:58	8:53	4:34	6:21		26:46
Home	Chicago Bears	8:02	6:07	10:26	8:39		33:14

Kickoff Drive No.-Start Average

Browns: 4 - CLV 25

Bears: 1 - CHI 40



LAST TIME OUT • FINAL GAME BOOK

Final Defensive Statistics

Cleveland Browns	Regular Defensive Plays										Special Teams					Misc					
	TKL	AST	COMB	SK	/ YDS	TFL	Q	IN	PD	FF	FR	TKL	AST	FF	FR	BL	TKL	AST	FF	FR	
J.Burgess Jr.	7	2	9	1	3	3	1	0	0	0	0	0	0	0	0	0	0	0	0	0	0
C.Kirksey	7	2	9	0	0	1	0	0	0	0	0	0	0	0	0	0	0	0	0	0	0
J.Schobert	3	2	5	0.5	3.5	0	1	0	0	0	0	0	0	0	0	0	0	0	0	0	0
L.Ogunjobi	3	1	4	1	7	2	1	0	0	0	0	0	0	0	0	0	0	0	0	0	0
J.McCourty	3	0	3	0	0	2	0	0	1	0	0	0	0	0	0	0	0	0	0	0	0
D.Shelton	3	0	3	0	0	0	0	0	0	0	0	0	0	0	0	0	0	0	0	0	0
J.Peppers	3	0	3	0	0	0	0	0	0	0	0	0	0	0	0	0	0	0	0	0	0
J.Currie	2	1	3	1	7	1	1	0	0	0	0	0	0	0	0	0	0	0	0	0	0
K.Nacua	2	0	2	0	0	0	1	0	0	0	0	0	0	0	0	0	0	0	0	0	0
J.Taylor	1	1	2	0.5	3.5	0	1	0	1	0	0	0	0	0	0	0	0	0	0	0	0
M.Garrett	1	0	1	1	8	1	1	0	0	0	0	0	0	0	0	0	0	0	0	0	0
C.Nassib	1	0	1	0	0	1	0	0	0	0	0	0	0	0	1	0	0	0	0	0	0
C.Brantley	1	0	1	0	0	0	0	0	0	0	0	0	0	0	0	0	0	0	0	0	0
N.Orchard	1	0	1	0	0	0	0	0	0	0	0	0	0	0	0	0	0	0	0	0	0
T.Coley	1	0	1	0	0	0	0	0	0	0	0	0	0	0	0	0	0	0	0	0	0
L.Edwards	0	1	1	0	0	0	0	0	0	0	0	0	0	0	0	0	0	0	0	0	0
R.Louis	0	0	0	0	0	0	0	0	0	0	0	2	0	0	0	0	0	0	0	0	0
D.Smith	0	0	0	0	0	0	0	0	0	0	0	1	0	0	1	0	0	0	0	0	0
S.Coates	0	0	0	0	0	0	0	0	0	0	0	1	0	0	0	0	0	0	0	0	0
R.Higgins	0	0	0	0	0	0	0	0	0	0	0	0	0	0	0	0	1	0	0	0	0
I.Crowell	0	0	0	0	0	0	0	0	0	0	0	0	0	0	0	0	1	0	0	0	0
Total	39	10	49	5	32	11	7	0	2	0	0	4	0	0	1	1	2	0	0	0	0

TKL = Tackle AST = Assist COMB = Combined QH=QB Hit IN = Interception PD = Pass Defense FF = Forced Fumble FR = Fumble Recovery

Chicago Bears	Regular Defensive Plays										Special Teams					Misc					
	TKL	AST	COMB	SK	/ YDS	TFL	QH	IN	PD	FF	FR	TKL	AST	FF	FR	BL	TKL	AST	FF	FR	
N.Kwiatkoski	5	2	7	0	0	0	1	0	0	0	0	0	1	0	0	0	0	0	0	0	0
D.Trevathan	5	2	7	0	0	0	0	0	1	1	0	0	0	0	0	0	0	0	0	0	0
S.Acho	3	1	4	0.5	2	0	5	0	0	0	0	0	0	0	0	0	0	0	0	0	0
E.Jackson	3	1	4	0	0	0	0	0	0	0	0	0	0	0	0	0	0	0	0	0	0
E.Goldman	2	2	4	0	0	0	0	0	0	0	0	0	0	0	0	0	0	0	0	0	0
B.Callahan	3	0	3	0	0	0	0	1	1	0	0	0	0	0	0	0	0	0	0	0	0
A.Hicks	1	2	3	0.5	2	0	2	0	0	0	0	0	0	0	0	0	0	0	0	0	0
P.Amukamara	2	0	2	0	0	0	0	0	0	0	1	0	0	0	0	0	0	0	0	0	0
J.Bullard	2	0	2	0	0	0	0	0	0	0	0	0	0	0	0	0	0	0	0	0	0
A.Amos	2	0	2	0	0	0	0	0	0	0	0	0	0	0	0	0	0	0	0	0	0
J.Jenkins	1	1	2	0	0	0	0	0	0	0	0	0	0	0	0	0	0	0	0	0	0
K.Fuller	1	0	1	0	0	0	0	1	6	0	0	0	0	0	0	0	0	0	0	0	0
C.Jones	1	0	1	0	0	0	0	0	0	0	0	2	0	0	0	0	0	0	0	0	0
J.Timu	1	0	1	0	0	1	0	0	0	0	0	1	0	0	0	0	0	0	0	0	0
R.Robertson-Harris	0	1	1	0	0	0	1	0	0	0	0	0	0	0	0	0	0	0	0	0	0
L.Houston	0	1	1	0	0	0	1	0	0	0	0	0	0	0	0	0	0	0	0	0	0
D.Houston-Carson	0	0	0	0	0	0	0	0	0	0	0	1	0	1	0	0	0	0	0	0	0
D.Bush	0	0	0	0	0	0	0	0	0	0	0	1	0	0	0	0	0	0	0	0	0
B.Braunacker	0	0	0	0	0	0	0	0	0	0	0	1	0	0	0	0	0	0	0	0	0
S.McManis	0	0	0	0	0	0	0	0	0	0	0	0	1	0	0	0	0	0	0	0	0
M.Trubisky	0	0	0	0	0	0	0	0	0	0	0	0	0	0	0	0	0	0	0	0	1
Total	32	13	45	1	4	1	10	2	8	1	1	6	2	1	0	0	0	0	0	0	1



LAST TIME OUT - FINAL GAME BOOK

First Half Summary

	PERIOD SCORES		TIME OF POSSESSION
Browns	0 3 = 3	Browns	15:51
Bears	6 0 = 6	Bears	14:09

Scoring Plays

Team	Qtr	Time	Play Description (Extra Point) (Drive Info)	Visitor	Home
Bears	1	1:20	Jo.Howard 2 yd. run (kick blocked) (9:57, 5:11)	0	6
Browns	2	0:01	Z.Gonzalez 48 yd. Field Goal (4-48, 0:30)	3	6

	Cleveland Browns	Chicago Bears
TOTAL FIRST DOWNS	8	8
First Downs Rushing-Passing-by Penalty	4 - 4 - 0	3 - 3 - 2
THIRD DOWN EFFICIENCY	2-6-33%	3-7-43%
TOTAL NET YARDS	138	112
Total Offensive Plays	31	27
NET YARDS RUSHING	53	55
NET YARDS PASSING	85	57
Gross Yards Passing	85	79
Times thrown-yards lost attempting to pass	0-0	3-22
Pass Attempts-Completions-Had Intercepted	16 - 8 - 1	11 - 6 - 0
Punts-Number and Average	4 - 49	4 - 47.8
Penalties-Number and Yards	3 - 20	2 - 10
Fumbles-Number and Lost	0 - 0	1 - 0
Red Zone Efficiency	0-0-0%	1-1-100%
Average Drive Start	CLV 25	CHI 26

Cleveland Browns

Chicago Bears

RUSHING	ATT	YDS	AVG	LG	TD	RUSHING	ATT	YDS	AVG	LG	TD
I.Crowell	12	44	3.7	8	0	M.Trubisky	6	40	6.7	14	0
D.Johnson Jr.	2	7	3.5	5	0	Jo.Howard	6	9	1.5	4	1
D.Kizer	1	2	2.0	2	0	T.Cohen	1	6	6.0	6	0
Total	15	53	3.5	8	0	Total	13	55	4.2	14	1

PASSING	ATT	CMP	YDS	SK/YD	TD	LG	IN	RT	PASSING	ATT	CMP	YDS	SK/YD	TD	LG	IN	RT
D.Kizer	16	8	85	0/0	0	35	1	39.8	M.Trubisky	11	6	79	3/22	0	28	0	77.5
Total	16	8	85	0/0	0	35	1	39.8	Total	11	6	79	3/22	0	28	0	77.5

PASS RECEIVING	TAR	REC	YDS	AVG	LG	TD	PASS RECEIVING	TAR	REC	YDS	AVG	LG	TD
D.Johnson Jr.	2	2	18	9.0	13	0	J.Bellamy	3	3	49	16.3	28	0
S.DeVaive	2	2	8	4.0	5	0	D.Sims	2	1	24	24.0	24	0
R.Louis	1	1	35	35.0	35	0	K.Wright	3	1	7	7.0	7	0
D.Njoku	3	1	13	13.0	13	0	T.Cohen	1	1	-1	-1.0	-1	0
J.Gordon	5	1	8	8.0	8	0	D.Brown	1	0	0	0.0	0	0
R.Higgins	1	1	3	3.0	3	0	D.Inman	1	0	0	0.0	0	0
C.Coleman	1	0	0	0.0	0	0							
I.Crowell	1	0	0	0.0	0	0							
Total	16	8	85	10.6	35	0	Total	11	6	79	13.2	28	0

Cleveland Browns	Regular Defensive Plays										Special Teams					Misc					
	TKL	AST	COMB	SK	/ YDS	TFL	QH	IN	PD	FF	FR	TKL	AST	FF	FR	BL	TKL	AST	FF	FR	
D.Shelton	3	0	3	0	0	0	0	0	0	0	0	0	0	0	0	0	0	0	0	0	0
J.Currie	2	1	3	1	7	1	1	0	0	0	0	0	0	0	0	0	0	0	0	0	0
J.Burgess Jr.	2	0	2	0	0	0	0	0	0	0	0	0	0	0	0	0	0	0	0	0	0
J.McCourty	2	0	2	0	0	2	0	0	0	0	0	0	0	0	0	0	0	0	0	0	0
Total	9	1	10	1	7	3	1	0	0	0	0	0	0	0	0	0	0	0	0	0	0

Chicago Bears	Regular Defensive Plays										Special Teams					Misc					
	TKL	AST	COMB	SK	/ YDS	TFL	QH	IN	PD	FF	FR	TKL	AST	FF	FR	BL	TKL	AST	FF	FR	
D.Trevathan	3	2	5	0	0	0	0	0	0	0	0	0	0	0	0	0	0	0	0	0	0
N.Kwiatkoski	4	0	4	0	0	0	1	0	0	0	0	0	1	0	0	0	0	0	0	0	0
S.Acho	3	0	3	0	0	0	1	0	0	0	0	0	0	0	0	0	0	0	0	0	0
E.Goldman	2	1	3	0	0	0	0	0	0	0	0	0	0	0	0	0	0	0	0	0	0
Total	12	3	15	0	0	0	2	0	0	0	0	0	1	0	0	0	0	0	0	0	0



LAST TIME OUT - FINAL GAME BOOK

Play By Play

First Quarter

12/24/2017

CHI wins the coin toss and elects to defer. CLV elects to Receive, and CHI elects to defend the north goal.

M.Nugent kicks 51 yards from CHI 35 to CLV 14. N.Orchard to CLV 22 for 8 yards (D.Bush).

Cleveland Browns at 15:00, (1st play from scrimmage 14:55)

- 1-10-CLV 22 (14:55) I.Crowell left tackle to CLV 27 for 5 yards (E.Goldman).
- 2-5-CLV 27 (14:18) I.Crowell right guard to CLV 35 for 8 yards (D.Trevathan).
- 1-10-CLV 35 (13:34) I.Crowell left tackle to CLV 38 for 3 yards (C.Jones).
- 2-7-CLV 38 (12:55) I.Crowell left guard to CLV 41 for 3 yards (E.Jackson; E.Goldman).
- 3-4-CLV 41 (12:12) (Shotgun) D.Kizer pass incomplete deep right to J.Gordon.
- 4-4-CLV 41 (12:12) (Punt formation) PENALTY on CLV-J.Currie, False Start, 5 yards, enforced at CLV 41 - No Play.
- 4-9-CLV 36 (12:06) (Punt formation) B.Colquitt punts 33 yards to CHI 31, Center-C.Hughlett, downed by CLV-D.Smith.

R1

Timeout at 11:55.

Chicago Bears at 11:55

- 1-10-CHI 31 (11:55) (Shotgun) Jo.Howard right guard to CHI 34 for 3 yards (D.Shelton).
- 2-7-CHI 34 (11:21) (Shotgun) M.Trubisky pass incomplete short left to K.Wright.
- PENALTY on CLV-J.Peppers, Defensive Pass Interference, 8 yards, enforced at CHI 34 - No Play.
- 1-10-CHI 42 (11:17) Jo.Howard left end to CHI 40 for -2 yards (C.Nassib).
- 2-10-CHI 40 (10:37) (Shotgun) M.Trubisky pass short middle to K.Wright to CHI 47 for 7 yards (C.Kirksey).
- 3-5-CHI 47 (9:59) (Shotgun) M.Trubisky sacked at CHI 40 for -7 yards (J.Currie).
- 4-12-CHI 40 (9:26) (Punt formation) P.O'Donnell punts 60 yards to end zone, Center-A.DePaola, Touchback.

X1

Timeout at 09:17.

Cleveland Browns at 9:17

- 1-10-CLV 20 (9:17) I.Crowell left end to CLV 22 for 2 yards (J.Bullard).
- 2-8-CLV 22 (8:39) (Shotgun) D.Kizer pass short left to D.Njoku pushed ob at CLV 35 for 13 yards (S.Acho).
- 1-10-CLV 35 (8:05) I.Crowell right guard to CLV 35 for no gain (A.Hicks).
- 2-10-CLV 35 (7:29) (Shotgun) D.Kizer pass incomplete short right to D.Njoku (K.Fuller).
- 3-10-CLV 35 (7:24) D.Johnson Jr. left tackle to CLV 37 for 2 yards (S.Acho).
- 4-8-CLV 37 (6:44) (Punt formation) B.Colquitt punts 48 yards to CHI 15, Center-C.Hughlett. T.Cohen pushed ob at CHI 43 for 28 yards (D.Smith).

P2

Timeout at 06:31.

Chicago Bears at 6:31

- 1-10-CHI 43 (6:31) M.Trubisky pass deep right to D.Sims ran ob at CLV 33 for 24 yards.
- 1-10-CLV 33 (6:01) M.Trubisky FUMBLES (Aborted) at CLV 37, and recovers at CLV 37. M.Trubisky to CLV 37 for no gain (J.McCourty).
- 2-14-CLV 37 (5:21) (Shotgun) M.Trubisky scrambles left guard to CLV 29 for 8 yards.
- 3-6-CLV 29 (4:34) (Shotgun) M.Trubisky scrambles left end ran ob at CLV 18 for 11 yards (J.Peppers).
- 1-10-CLV 18 (3:52) Jo.Howard left end pushed ob at CLV 17 for 1 yard (J.Burgess Jr.).
- 2-9-CLV 17 (3:13) Jo.Howard right guard to CLV 16 for 1 yard (D.Shelton).
- PENALTY on CLV-C.Nassib, Unsportsmanlike Conduct, 7 yards, enforced at CLV 16.
- 1-9-CLV 9 (2:48) (Shotgun) T.Cohen right tackle to CLV 3 for 6 yards (J.Peppers).
- 2-3-CLV 3 (2:07) (Shotgun) M.Trubisky up the middle to CLV 2 for 1 yard (D.Shelton).
- 3-2-CLV 2 (1:23) Jo.Howard right guard for 2 yards, TOUCHDOWN. CHI-B.Massie was injured during the play.
- M.Nugent extra point is Blocked (C.Nassib), Center-A.DePaola, Holder-P.O'Donnell.

P2

R3

X4

R5

Timeout at 01:20.

CLV 0 CHI 6, 9 plays, 57 yards, 1 penalty, 5:11 drive, 13:40 elapsed

M.Nugent kicks 65 yards from CHI 35 to end zone, Touchback.

Cleveland Browns at 1:20

- 1-10-CLV 25 (1:20) D.Kizer scrambles right end to CLV 27 for 2 yards.
- 2-8-CLV 27 (:37) D.Kizer pass incomplete short right to I.Crowell [S.Acho].
- 3-8-CLV 27 (:31) (Shotgun) D.Kizer pass incomplete deep left to J.Gordon [R.Robertson-Harris].
- 4-8-CLV 27 (:24) (Punt formation) B.Colquitt punts 58 yards to CHI 15, Center-C.Hughlett. T.Cohen to CHI 15 for no gain (R.Louis).

Chicago Bears at 0:13

- 1-10-CHI 15 (:13) Jo.Howard left guard to CHI 19 for 4 yards (C.Brantley).

END OF QUARTER

	Score	Time Poss	First Downs					Efficiencies	
			R	P	X	T	3 Down	4 Down	
Cleveland Browns	0	6:58	1	1	0	2	0/3	0/0	
Chicago Bears	6	8:02	2	1	2	5	2/3	0/0	



LAST TIME OUT - FINAL GAME BOOK

Second Quarter

12/24/2017

Play By Play

Chicago Bears continued.

- 2-6-CHI 19 (15:00) (Shotgun) M.Trubisky pass short left to T.Cohen to CHI 18 for -1 yards (J.McCourty).
3-7-CHI 18 (14:15) (Shotgun) M.Trubisky pass short right to J.Bellamy to CHI 23 for 5 yards (J.Currie).
4-2-CHI 23 (13:31) (Punt formation) PENALTY on CHI-S.McManis, False Start, 5 yards, enforced at CHI 23 - No Play.
4-7-CHI 18 (13:12) (Punt formation) P.O'Donnell punts 50 yards to CLV 32, Center-A.DePaola. J.Peppers to CLV 41 for 9 yards (S.McManis; N.Kwiatkoski).

Timeout at 13:02.

Cleveland Browns at 13:02

- 1-10-CLV 41 (13:02) I.Crowell left tackle to CLV 43 for 2 yards (L.Houston; D.Trevathan).
2-8-CLV 43 (12:25) D.Kizer pass incomplete short middle to J.Gordon (K.Fuller).
3-8-CLV 43 (12:19) (Shotgun) D.Kizer pass incomplete short right to D.Njoku [N.Kwiatkoski].
4-8-CLV 43 (12:14) (Punt formation) B.Colquitt punts 57 yards to end zone, Center-C.Hughlett, Touchback.

Timeout at 12:03.

Chicago Bears at 12:03

- 1-10-CHI 20 (12:03) M.Trubisky pass deep middle to J.Bellamy to CHI 48 for 28 yards (J.Schobert) P6
1-10-CHI 48 (11:21) M.Trubisky scrambles left end to CLV 46 for 6 yards (J.Burgess Jr.).
2-4-CLV 46 (10:38) PENALTY on CHI-B.Sowell, False Start, 5 yards, enforced at CLV 46 - No Play.
2-9-CHI 49 (10:17) (Shotgun) M.Trubisky pass incomplete short right to D.Sims.
3-9-CHI 49 (10:13) (Shotgun) M.Trubisky sacked at CHI 41 for -8 yards (M.Garrett).
4-17-CHI 41 (9:29) (Punt formation) P.O'Donnell punts 37 yards to CLV 22, Center-A.DePaola, out of bounds.

Timeout at 09:21.

Cleveland Browns at 9:21

- 1-10-CLV 22 (9:21) (Shotgun) I.Crowell left guard to CLV 24 for 2 yards (E.Goldman).
2-8-CLV 24 (8:39) I.Crowell right tackle to CLV 30 for 6 yards (N.Kwiatkoski).
3-2-CLV 30 (7:54) I.Crowell right end to CLV 32 for 2 yards (D.Trevathan; J.Jenkins) R3
1-10-CLV 32 (7:09) (Shotgun) D.Kizer pass short left to S.DeValve to CLV 37 for 5 yards (E.Jackson).
2-5-CLV 37 (6:32) I.Crowell left tackle to CLV 42 for 5 yards (D.Trevathan).
1-10-CLV 42 (5:50) (Shotgun) D.Kizer pass short right to R.Higgins to CLV 45 for 3 yards (B.Callahan).
2-7-CLV 45 (5:12) (Shotgun) D.Kizer pass short right to S.DeValve to CLV 48 for 3 yards (A.Amos).
3-4-CLV 48 (4:31) (Shotgun) D.Kizer pass short right to D.Johnson Jr. pushed ob at CHI 47 for 5 yards (N.Kwiatkoski). P5
1-10-CHI 47 (3:58) (Shotgun) D.Kizer pass short middle to J.Gordon to CHI 39 for 8 yards (N.Kwiatkoski).
2-2-CHI 39 (3:25) (Shotgun) D.Johnson Jr. left guard to CHI 34 for 5 yards (N.Kwiatkoski). R6
1-10-CHI 34 (2:44) I.Crowell right guard to CHI 28 for 6 yards (D.Trevathan).
2-4-CHI 28 (2:04) (Shotgun) D.Kizer pass deep right intended for J.Gordon INTERCEPTED by K.Fuller at CHI -5. Touchback.

Two-Minute Warning

Chicago Bears at 1:57

- 1-10-CHI 20 (1:57) (Shotgun) M.Trubisky pass short right to J.Bellamy to CHI 36 for 16 yards (C.Kirksey; J.Currie) P7
1-10-CHI 36 (1:33) (No Huddle, Shotgun) M.Trubisky pass incomplete short right to D.Brown.
2-10-CHI 36 (1:29) (Shotgun) M.Trubisky pass incomplete short right to D.Inman (J.Taylor).
3-10-CHI 36 (1:25) (Shotgun) M.Trubisky scrambles left tackle to 50 for 14 yards. R8
1-10-50 (1:57) (No Huddle, Shotgun) M.Trubisky pass incomplete short right to K.Wright.
2-10-50 (1:53) (Shotgun) M.Trubisky pass incomplete deep right to K.Wright.
3-10-50 (1:48) (Shotgun) M.Trubisky sacked at CHI 43 for -7 yards (sack split by J.Taylor and J.Schobert).
Timeout #1 by CLV at 00:43.
4-17-CHI 43 (1:43) (Punt formation) P.O'Donnell punts 44 yards to CLV 13, Center-A.DePaola. J.Peppers to CLV 22 for 9 yards (J.Timu).

Timeout at 00:31.

Cleveland Browns at 0:31

- 1-10-CLV 22 (1:31) (Shotgun) D.Kizer pass short right to D.Johnson Jr. to CLV 35 for 13 yards (S.Acho). P7
Timeout #2 by CLV at 00:22.
1-10-CLV 35 (1:22) (Shotgun) D.Kizer pass incomplete short middle to C.Coleman.
2-10-CLV 35 (1:17) (Shotgun) D.Kizer pass deep left to R.Louis to CHI 30 for 35 yards (P.Amukama). P8
Timeout #3 by CLV at 00:06.
1-10-CHI 30 (0:06) (Field Goal formation) Z.Gonzalez 48 yard field goal is GOOD, Center-C.Hughlett, Holder-B.Colquitt.

CLV 3 CHI 6, 4 plays, 48 yards, 0:30 drive, 14:59 elapsed

Z.Gonzalez kicks 42 yards from CLV 35 to CHI 23. R.Robertson-Harris to CHI 30 for 7 yards.

END OF QUARTER

Table with columns: Score, Time Poss, First Downs (R, P, X, T), and Efficiencies (3 Down, 4 Down). Rows for Cleveland Browns and Chicago Bears.



LAST TIME OUT - FINAL GAME BOOK

Third Quarter

12/24/2017

Play By Play

CHI elects to Receive, and CLV elects to defend the South goal.

Z.Gonzalez kicks 53 yards from CLV 35 to CHI 12. B.Cunningham to CHI 40 for 28 yards (S.Coates).

Chicago Bears at 15:00, (1st play from scrimmage 14:52)

- 1-10-CHI 40 (14:52) M.Trubisky pass short middle intended for Jo.Howard INTERCEPTED by M.Garrett (T.Coley) at CHI 42. M.Garrett pushed ob at CHI 5 for 37 yards.
PENALTY on CLV-C.Nassib, Defensive Offside, 5 yards, enforced at CHI 40 - No Play.
- 1-5-CHI 45 (14:40) Jo.Howard right guard to CHI 43 for -2 yards (J.Burgess Jr.).
- 2-7-CHI 43 (14:05) (Shotgun) Jo.Howard right guard to CHI 44 for 1 yard (N.Orchard).
- 3-6-CHI 44 (13:23) (Shotgun) M.Trubisky pass short right to B.Cunningham to CLV 16 for 40 yards (K.Nacua). P9
- 1-10-CLV 16 (12:30) Jo.Howard left guard for 16 yards, TOUCHDOWN. R10

M.Nugent extra point is GOOD, Center-A.DePaola, Holder-P.O'Donnell.

Timeout at 12:23.

CLV 3 CHI 13, 4 plays, 60 yards, 1 penalty, 2:37 drive, 2:37 elapsed

M.Nugent kicks 54 yards from CHI 35 to CLV 11. M.Dayes to CLV 29 for 18 yards (B.Brauneccker).

Cleveland Browns at 12:23, (1st play from scrimmage 12:18)

- 1-10-CLV 29 (12:18) I.Crowell right guard to CLV 33 for 4 yards (A.Hicks).
PENALTY on CLV-K.Zeitler, Offensive Holding, 10 yards, enforced at CLV 29 - No Play.
- 1-20-CLV 19 (11:58) (Shotgun) D.Johnson Jr. right guard to CLV 25 for 6 yards (A.Hicks; N.Kwiatkoski).
- 2-14-CLV 25 (11:18) (Shotgun) D.Kizer pass incomplete deep right to S.DeValve.
- 3-14-CLV 25 (11:12) (Shotgun) D.Kizer pass incomplete deep right to J.Gordon (K.Fuller).
- 4-14-CLV 25 (11:07) (Punt formation) B.Colquitt punts 40 yards to CHI 35, Center-C.Hughlett. T.Cohen to CHI 34 for -1 yards (R.Louis).

Timeout at 10:57.

Chicago Bears at 10:57

- 1-10-CHI 34 (10:57) (Shotgun) M.Trubisky pass short right to D.Inman to CHI 40 for 6 yards (C.Kirksey).
- 2-4-CHI 40 (10:24) (Shotgun) Jo.Howard right guard to CHI 41 for 1 yard (L.Edwards; J.Schobert).
- 3-3-CHI 41 (9:43) (Shotgun) M.Trubisky pass short right to B.Cunningham pushed ob at CLV 37 for 22 yards (K.Nacua). P11
- 1-10-CLV 37 (9:04) (Shotgun) M.Trubisky sacked at CLV 44 for -7 yards (L.Ogunjobi).
- 2-17-CLV 44 (8:20) (Shotgun) M.Trubisky pass short middle to K.Wright to CLV 35 for 9 yards (C.Kirksey).
- 3-8-CLV 35 (7:38) (Shotgun) M.Trubisky pass short left to K.Wright to CLV 24 for 11 yards (J.Burgess Jr.; C.Kirksey). P12
- 1-10-CLV 24 (6:53) Jo.Howard left guard to CLV 28 for -4 yards (J.Burgess Jr.).
- 2-14-CLV 28 (6:06) (Shotgun) M.Trubisky pass short right to K.Wright to CLV 28 for no gain (C.Kirksey).
- 3-14-CLV 28 (5:22) (Shotgun) M.Trubisky pass short middle to T.Cohen to CLV 15 for 13 yards (J.Burgess Jr.) [K.Nacua]. Measurement. Chicago challenged the short of the line to gain ruling, and the play was Upheld. The ruling on the field stands. (Timeout #1).
- 4-1-CLV 15 (4:47) Jo.Howard right guard to CLV 7 for 8 yards (C.Kirksey). R13

Penalty on CLV-J.Peppers, Defensive Offside, declined.

(4:18) (Shotgun) Direct snap to T.Cohen. T.Cohen left guard to CLV 4 for 3 yards (J.Schobert).

(3:33) (Shotgun) M.Trubisky up the middle for 4 yards, TOUCHDOWN.

M.Nugent extra point is GOOD, Center-A.DePaola, Holder-P.O'Donnell.
PENALTY on CLV-C.Nassib, Defensive Holding, 5 yards, enforced between downs.

Timeout at 03:27.

CLV 3 CHI 20, 12 plays, 66 yards, 7:30 drive, 11:33 elapsed

M.Nugent kicks 60 yards from CHI 40 to end zone, Touchback.

Cleveland Browns at 3:27

- 1-10-CLV 25 (3:27) (Shotgun) D.Kizer pass short right to D.Johnson Jr. to CHI 46 for 29 yards (B.Callahan) [L.Houston]. P9
- 1-10-CHI 46 (2:43) (Shotgun) D.Kizer pass incomplete short right to I.Crowell (D.Trevathan).
- 2-10-CHI 46 (2:37) (Shotgun) D.Kizer pass short left to S.DeValve to CHI 42 for 4 yards (E.Jackson).
- 3-6-CHI 42 (1:59) (Shotgun) D.Kizer pass short middle to D.Johnson Jr. to CHI 27 for 15 yards (E.Jackson) [S.Acho]. P10
- 1-10-CHI 27 (1:16) (Shotgun) D.Johnson Jr. left end pushed ob at CHI 20 for 7 yards (P.Amukamara).
- 2-3-CHI 20 (0:47) (Shotgun) D.Kizer pass incomplete short right to C.Coleman.
- 3-3-CHI 20 (0:40) (Shotgun) D.Kizer pass short left to R.Higgins to CHI 3 for 17 yards (D.Trevathan, E.Goldman) [S.Acho]. FUMBLES (D.Trevathan), RECOVERED by CHI-P.Amukamara at CHI -4. Touchback (R.Higgins).

Chicago Bears at 0:19

- 1-10-CHI 20 (0:19) M.Trubisky pass short left to D.Inman to CHI 33 for 13 yards (J.McCourt). P15

END OF QUARTER

	Score	Time Poss	First Downs				Efficiencies	
			R	P	X	T	3 Down	4 Down
Cleveland Browns	3	4:34	0	2	0	2	1/3	0/0
Chicago Bears	20	10:26	3	4	0	7	3/4	1/1



LAST TIME OUT - FINAL GAME BOOK

Fourth Quarter

12/24/2017

Play By Play

Chicago Bears continued.

- 1-10-CHI 33 (15:00) M.Trubisky pass incomplete short left to M.Burton. CLV-M.Garrett was injured during the play. His return is Probable.
2-10-CHI 33 (14:56) Jo.Howard right end to CHI 35 for 2 yards (J.Peppers).
3-8-CHI 35 (14:18) (Shotgun) M.Trubisky pass incomplete short right to D.Sims.
4-8-CHI 35 (14:13) (Punt formation) P.O'Donnell punts 37 yards to CLV 28, Center-A.DePaola, fair catch by J.Peppers.

Timeout at 14:06.

Cleveland Browns at 14:06

- 1-10-CLV 28 (14:06) (Shotgun) D.Kizer sacked at CLV 24 for -4 yards (sack split by S.Acho and A.Hicks).
2-14-CLV 24 (13:26) (Shotgun) D.Kizer scrambles left tackle to CLV 28 for 4 yards (R.Robertson-Harris; N.Kwiatkoski).
3-10-CLV 28 (12:42) (Shotgun) D.Kizer pass short right to C.Coleman to CLV 31 for 3 yards (N.Kwiatkoski).
4-7-CLV 31 (11:53) B.Colquitt punts 51 yards to CHI 18, Center-C.Hughlett, downed by CLV-R.Louis.

Timeout at 11:43.

Chicago Bears at 11:43

- 1-10-CHI 18 (11:43) Jo.Howard left end to CHI 18 for no gain (L.Ogunjobi).
2-10-CHI 18 (11:04) Jo.Howard left guard to CHI 17 for -1 yards (J.Burgess Jr.; L.Ogunjobi).
3-11-CHI 17 (10:18) (Shotgun) M.Trubisky sacked at CHI 14 for -3 yards (J.Burgess Jr.).
4-14-CHI 14 (9:27) (Punt formation) P.O'Donnell punts 41 yards to CLV 45, Center-A.DePaola. J.Peppers to CHI 43 for 12 yards (D.Houston-Carson).
FUMBLES (D.Houston-Carson), recovered by CLV-D.Smith at CHI 43. D.Smith to CHI 45 for -2 yards (C.Jones).
PENALTY on CLV-S.Coates, Offensive Holding, 10 yards, enforced at CLV 45.
Penalty on CLV-R.Louis, Offensive Holding, declined.

Timeout at 09:11.

Cleveland Browns at 9:11

- 1-10-CLV 35 (9:11) (Shotgun) D.Kizer pass short middle to D.Johnson Jr. to CLV 39 for 4 yards (J.Bullard).
2-6-CLV 39 (8:45) (No Huddle, Shotgun) D.Kizer pass incomplete short right to C.Coleman (K.Fuller).
3-6-CLV 39 (8:41) (Shotgun) D.Kizer pass short right to D.Johnson Jr. to CLV 45 for 6 yards (K.Fuller).
1-10-CLV 45 (8:11) (Shotgun) D.Kizer pass incomplete short right to J.Gordon (K.Fuller).
2-10-CLV 45 (8:07) (Shotgun) D.Kizer pass incomplete short right to I.Crowell [A.Hicks].
3-10-CLV 45 (8:01) (Shotgun) D.Kizer pass incomplete short right to C.Coleman.
4-10-CLV 45 (7:57) (Punt formation) B.Colquitt punts 47 yards to CHI 8, Center-C.Hughlett, fair catch by T.Cohen.

P11

Timeout at 07:50.

Chicago Bears at 7:50

- 1-10-CHI 8 (7:50) Jo.Howard left tackle to CHI 9 for 1 yard (T.Coley).
2-9-CHI 9 (7:11) Jo.Howard left guard to CHI 8 for -1 yards (C.Kirksey).
Timeout #1 by CLV at 06:58.
3-10-CHI 8 (6:58) (Shotgun) M.Trubisky pass incomplete short left to D.Inman (J.McCourty).
4-10-CHI 8 (6:53) (Punt formation) P.O'Donnell punts 50 yards to CLV 42, Center-A.DePaola. J.Peppers to CHI 49 for 9 yards (C.Jones).

Cleveland Browns at 6:43

- 1-10-CHI 49 (6:43) (Shotgun) D.Kizer pass incomplete short right to C.Coleman.
2-10-CHI 49 (6:38) (Shotgun) D.Kizer pass short right to J.Gordon to CHI 38 for 11 yards (A.Amos).
1-10-CHI 38 (6:10) (No Huddle, Shotgun) D.Kizer pass short right to D.Johnson Jr. to CHI 29 for 9 yards (D.Trevathan).
2-1-CHI 29 (5:38) (Shotgun) D.Johnson Jr. left guard to CHI 19 for 10 yards (N.Kwiatkoski).
PENALTY on CLV-S.Coleman, Offensive Holding, 10 yards, enforced at CHI 29 - No Play.
2-11-CHI 39 (5:10) (Shotgun) D.Kizer pass short right to I.Crowell to CHI 40 for -1 yards (J.Timu).
3-12-CHI 40 (4:29) (Shotgun) D.Kizer scrambles left end pushed ob at CHI 38 for 2 yards (B.Callahan). CHI-A.Hicks was injured during the play.

P12

Timeout at 04:21.

- 4-10-CHI 38 (4:21) (Shotgun) D.Kizer pass short left intended for R.Higgins INTERCEPTED by B.Callahan [S.Acho] at CHI 37. B.Callahan to CLV 42 for 21 yards (I.Crowell).

Chicago Bears at 4:11

- 1-10-CLV 42 (4:11) M.Trubisky pass incomplete short right to J.Bellamy.
2-10-CLV 42 (4:07) PENALTY on CHI-M.Burton, False Start, 5 yards, enforced at CLV 42 - No Play.
2-15-CLV 47 (4:07) Jo.Howard left end to CLV 38 for 9 yards (J.Burgess Jr.).
3-6-CLV 38 (3:21) Jo.Howard left end to CLV 30 for 8 yards (J.Schobert).
1-10-CLV 30 (2:30) Jo.Howard right tackle to CLV 30 for no gain (J.Taylor).

R16

Two-Minute Warning

- 2-10-CLV 30 (2:00) Jo.Howard left end to CLV 27 for 3 yards (J.McCourty).
PENALTY on CHI-C.Whitehair, Offensive Holding, 10 yards, enforced at CLV 30 - No Play.
2-20-CLV 40 (1:54) Jo.Howard right tackle to CLV 38 for 2 yards (C.Kirksey).
3-18-CLV 38 (1:04) Jo.Howard left tackle to CLV 43 for -5 yards (L.Ogunjobi).
Timeout #2 by CHI at 00:13.
4-23-CLV 43 (:13) (Punt formation) P.O'Donnell punts 42 yards to CLV 1, Center-A.DePaola, out of bounds.

Cleveland Browns at 0:05

- 1-10-CLV 1 (:05) M.Daves right guard to CLV 4 for 3 yards (J.Jenkins).

END OF QUARTER

Table with columns: Score, Poss, Time, R, P, X, T, First Downs, 3 Down, 4 Down, Efficiencies. Rows for Cleveland Browns and Chicago Bears.



LAST TIME OUT - FINAL GAME BOOK

Miscellaneous Statistics Report

Cleveland Browns vs Chicago Bears
12/24/2017 at Soldier Field

Ten Longest Plays for Cleveland Browns

Yards	Qtr	Play Start	Play Description
35	2	2-10-CLV 35	(:17) (Shotgun) D.Kizer pass deep left to R.Louis to CHI 30 for 35 yards (P.Amukamara).
29	3	1-10-CLV 25	(3:27) (Shotgun) D.Kizer pass short right to D.Johnson Jr. to CHI 46 for 29 yards (B.Callahan) [L.Houston].
15	3	3-6-CHI 42	(1:59) (Shotgun) D.Kizer pass short middle to D.Johnson Jr. to CHI 27 for 15 yards (E.Jackson) [S.Acho].
13	1	2-8-CLV 22	(8:39) (Shotgun) D.Kizer pass short left to D.Njoku pushed ob at CLV 35 for 13 yards (S.Acho).
13	2	1-10-CLV 22	(:31) (Shotgun) D.Kizer pass short right to D.Johnson Jr. to CLV 35 for 13 yards (S.Acho).
11	4	2-10-CHI 49	(6:38) (Shotgun) D.Kizer pass short right to J.Gordon to CHI 38 for 11 yards (A.Amos).
9	4	1-10-CHI 38	(6:10) (No Huddle, Shotgun) D.Kizer pass short right to D.Johnson Jr. to CHI 29 for 9 yards (D.Trevathan).
8	1	2-5-CLV 27	(14:18) I.Crowell right guard to CLV 35 for 8 yards (D.Trevathan).
8	2	1-10-CHI 47	(3:58) (Shotgun) D.Kizer pass short middle to J.Gordon to CHI 39 for 8 yards (N.Kwiatkoski).
7	3	1-10-CHI 27	(1:16) (Shotgun) D.Johnson Jr. left end pushed ob at CHI 20 for 7 yards (P.Amukamara).

Ten Longest Plays for Chicago Bears

Yards	Qtr	Play Start	Play Description
40	3	3-6-CHI 44	(13:23) (Shotgun) M.Trubisky pass short right to B.Cunningham to CLV 16 for 40 yards (K.Nacua).
28	2	1-10-CHI 20	(12:03) M.Trubisky pass deep middle to J.Bellamy to CHI 48 for 28 yards (J.Schobert).
24	1	1-10-CHI 43	(6:31) M.Trubisky pass deep right to D.Sims ran ob at CLV 33 for 24 yards.
22	3	3-3-CHI 41	(9:43) (Shotgun) M.Trubisky pass short right to B.Cunningham pushed ob at CLV 37 for 22 yards (K.Nacua).
16	2	1-10-CHI 20	(1:57) (Shotgun) M.Trubisky pass short right to J.Bellamy to CHI 36 for 16 yards (C.Kirksey; J.Curie).
16	3	1-10-CLV 16	(12:30) Jo.Howard left guard for 16 yards, TOUCHDOWN.
14	2	3-10-CHI 36	(1:25) (Shotgun) M.Trubisky scrambles left tackle to 50 for 14 yards.
13	3	3-14-CLV 28	(5:22) (Shotgun) M.Trubisky pass short middle to T.Cohen to CLV 15 for 13 yards (J.Burgess Jr.) [K.Nacua]. Measurement.
13	3	1-10-CHI 20	(:19) M.Trubisky pass short left to D.Inman to CHI 33 for 13 yards (J.McCourty).
11	1	3-6-CLV 29	(4:34) (Shotgun) M.Trubisky scrambles left end ran ob at CLV 18 for 11 yards (J.Peppers).

Touchdown Scoring Information

VISITOR	HOME	Offense	Defense	Special Teams
Cleveland Browns	Chicago Bears	0	0	0
		3	0	0

Player Scoring Information

Club	Player	TD	Rush TD	Rec TD	KO TD	Punt TD	Int TD	Fum TD	Misc TD	FG	XP	2Pt Rush	2Pt Rec	Sfty	Points
CLV	Z.Gonzalez	0	0	0	0	0	0	0	0	1	0	0	0	0	3
CHI	Jo.Howard	0	2	0	0	0	0	0	0	0	0	0	0	0	12
CHI	M.Trubisky	0	1	0	0	0	0	0	0	0	0	0	0	0	6
CHI	M.Nugent	0	0	0	0	0	0	0	0	0	2	0	0	0	2

Possession Detail

	First Half		Second Half		Game	
	Visitor	Home	Visitor	Home	Visitor	Home
Largest Lead	0	6	0	17	0	17
Drives Leading	0	4	0	6	0	10
Time of Possession Leading	0:00	6:20	0:00	19:05	0:00	25:25
Largest Deficit	-6	0	-17	0	-17	0
Drives Trailing	4	0	6	0	10	0
Time of Possession Trailing	10:00	0:00	10:55	0:00	20:55	0:00
Times Score Tied Up		0		0		0
Lead Changes		1		0		1



LAST TIME OUT - FINAL GAME BOOK

Playtime Percentage

Percent of playtime per player on offense, defense and special teams

Cleveland Browns

Chicago Bears

		Offense	Defense	Special Teams		Offense	Defense	Special Teams					
K Zeitler	G	59	100%	1	4%	B Sowell	T	64	100%	3	11%		
S Drango	G	59	100%	1	4%	C Leno	T	64	100%	3	11%		
S Coleman	T	59	100%	1	4%	C Whitehair	C	64	100%	3	11%		
J Bitonio	G	59	100%	1	4%	H Grasu	C	64	100%	1	4%		
J Tretter	C	59	100%			M Trubisky	QB	64	100%				
D Kizer	QB	59	100%			D Inman	WR	61	95%				
C Coleman	WR	52	88%			D Sims	TE	46	72%	3	11%		
J Gordon	WR	49	83%			J Howard	RB	45	70%				
R Higgins	WR	43	73%			B Massie	T	43	67%	2	7%		
I Crowell	RB	31	53%			J Bellamy	WR	41	64%				
D Njoku	TE	30	51%	13	48%	D Brown	TE	39	61%	9	33%		
D Johnson	RB	29	49%			K Wright	WR	32	50%				
S DeValve	TE	28	47%	22	81%	C Lee	G	21	33%	3	11%		
R Telfer	TE	13	22%	4	15%	M Burton	FB	19	30%	2	7%		
R Louis	WR	9	15%	23	85%	T Cohen	RB	18	28%	10	37%		
D Vitale	FB	5	8%	4	15%	B Cunningham	RB	13	20%	23	85%		
S Coates	WR	4	7%	19	70%	M Wheaton	WR	4	6%				
M Dayes	RB	1	2%	22	81%	B Braunecker	TE	2	3%	23	85%		
M Lengel	TE	1	2%	4	15%	E Jackson	FS		59	100%	5	19%	
J Peppers	FS		64	100%	13	48%	K Fuller	CB		59	100%	4	15%
J Schobert	LB		64	100%	9	33%	P Amukamara	CB		59	100%		
J Burgess	LB		64	100%	3	11%	A Amos	FS		59	100%		
C Kirksey	LB		64	100%	3	11%	D Trevathan	LB		54	92%		
J Taylor	CB		63	98%	3	11%	S Acho	LB		51	86%	3	11%
J McCourty	CB		63	98%	3	11%	B Callahan	CB		50	85%		
K Nacua	SS		56	88%	3	11%	N Kwiatkoski	LB		49	83%	9	33%
T Coley	DT		43	67%	3	11%	A Hicks	DE		48	81%	1	4%
M Garrett	DE		43	67%	3	11%	L Houston	LB		40	68%		
C Nassib	DE		32	50%	4	15%	E Goldman	NT		29	49%		
D Shelton	DT		27	42%			J Bullard	DE		25	42%	1	4%
N Orchard	DE		22	34%	4	15%	C Jones	LB		22	37%	24	89%
L Ogunjobi	DT		22	34%	3	11%	R Robertson-Harris	DE		22	37%	14	52%
C Brantley	DT		20	31%			J Jenkins	NT		12	20%	4	15%
L Edwards	LB		20	31%			J Timu	LB		5	8%	20	74%
B Bello	LB		18	28%	23	85%	H Jones	LB		5	8%		
J Currie	SS		14	22%	23	85%	M Cooper	CB		1	2%	13	48%
M Jordan	CB		5	8%	3	11%	S McManis	CB				24	89%
J Keyes	LB		23	85%	22	81%	D Houston-Carson	FS				23	85%
D Smith	SS		22	81%	J Anderson	LB					23	85%	
C Smith	CB		11	41%	D Bush	SS					13	48%	
B Colquitt	P		9	33%	A DePaola	LS					12	44%	
C Hughtlett	LS		9	33%	P O'Donnell	P					12	44%	
Z Gonzalez	K		2	11%									



2017 GAME RECAPS



WEEK 1
Falcons 23, Bears 17
 Soldier Field (61,857)
 Sunday, Sept. 10, 2017

ATLANTA	3	7	3	10	23
CHICAGO	0	10	0	7	17

FIRST QUARTER

Falcons 7:56 Bryant 48 yd. Field Goal

SECOND QUARTER

Bears 14:55 Barth 54 yd. Field Goal
 Falcons 4:29 Freeman 5 yd. run (Bryant kick)
 Bears 0:14 Howard 4 yd. run (Barth kick)

THIRD QUARTER

Falcons 2:10 Bryant 28 yd. Field Goal

FOURTH QUARTER

Falcons 11:55 Hooper 88 yd. pass from Ryan
 (Bryant kick)
 Bears 7:26 Cohen 19 yd. pass from Glennon
 (Barth kick)
 Falcons 3:24 Bryant 37 yd. Field Goal

	FALCONS	BEARS
First Downs.....	18	20
3rd Down	5-11	5-13
Total Net Yards	372	301
Off Plays	55	63
Avg Gain	6.8	4.8
Rushing Net.....	64	125
Passing Net	308	176
Penalties (Yds).....	8 (73)	4 (40)
Turnovers.....	0	0
Punts (Avg).....	3 (59.3)	5 (48.8)
TDs	2	2
FGs.....	3-3	1-1
TO Remain	1	0
Time of Poss.....	30:34	29:26

PASSING LEADERS**FALCONS** - Ryan 21-30-0, 321 yds, 1 TD.**BEARS** - Glennon 26-40-0, 213 yds, 1 TD.**RUSHING LEADERS****FALCONS** - Freeman 12-37, 1 TD; Coleman 8-16.**BEARS** - Cohen 5-66; Howard 13-52, 1 TD; Burton 1-7.**RECEIVING LEADERS****FALCONS** - Hooper 2-128, 1 TD; Jones 4-66; Sanu 6-47; Coleman 4-42; Gabriel 3-36.**BEARS** - Cohen 8-47, 1 TD; Miller 4-39; Wright 3-34; Sims 2-31; Bellamy 3-27; Howard 3-14; White 2-6; Thompson 1-15.

The Bears came tantalizingly close to pulling off a dramatic upset of the defending NFC champion Falcons in the season opener at Soldier Field.

But four failed attempts by the Chicago offense to score the go-ahead touchdown from the 5-yard line in the final seconds enabled Atlanta to escape with a 23-17 win.

After three straight incompletions, quarterback Mike Glennon was sacked from behind by defensive end Brooks Reed with :03 remaining. Glennon had completed 7 of 11 passes for 54 yards on the drive to reach the 5 with :21 left, including a 14-yard strike to Joshua Bellamy on 4th and 3 from the Falcons' 42.

Rookie running back Tarik Cohen had a breakout performance in his NFL debut, rushing for 66 yards on five carries and catching eight passes for 47 yards. The fourth-round draft pick had a nifty 46-yard run, a 19-yard touchdown catch and a 17-yard punt return.

The Falcons led 3-0 before the Bears tied it 3-3 on Connor Barth's 54-yard field goal on the first play of the second quarter. The 10-play, 41-yard drive was sustained by Glennon's 15-yard pass to Deonte Thompson on third-and-eight.

Devonta Freeman's 5-yard TD dash around left end gave the Falcons a 10-3 lead with 4:29 left in the second quarter. The 11-play, 83-yard drive was highlighted by Matt Ryan completions of 18 and 25 yards to Julio Jones and 18 yards to Taylor Gabriel. The Atlanta quarterback completed 21 of 30 passes for 321 yards with one TD.

The Bears answered, tying the score 10-10 on Jordan Howard's 5-yard TD run. Lining up in the Wildcat formation, Cohen took the shotgun snap and handed off to Howard, who dashed around right end and picked up a block from Glennon, who was lined up wide on the play.

All seven plays on the 75-yard drive were runs, with the longest a 46-yard scamper by Cohen, who took a handoff to his left, reversed field and burst between two defenders.

The Falcons scored the game's next 10 points to take a 20-10 lead. Matt Bryant's 28-yard field goal made it 13-10 late in the third quarter. The Bears seemingly had forced Atlanta to punt following a third-down incomplection. But a roughing-the-passer penalty on Hicks sustained the drive.

The Falcons then widened the margin to 20-10 on Ryan's 88-yard touchdown pass to Austin Hooper. The Bears defense lined up late on the play and left the tight end uncovered down the middle of the field.

The Bears answered on their next drive as Glennon completed 7 of 9 passes for 70 yards, including a 19-yard TD to Cohen, to cut the deficit to 20-17 with 7:26 left in the fourth quarter. But the Falcons increased their lead to 23-17 on Bryant's 37-yard field goal with 3:24 to play and then held off the Bears on their final possession to secure the victory.

**2017 GAME RECAPS**

WEEK 2
Buccaneers 29, Bears 7
 Raymond James Stadium (56,640)
 Sunday, Sept. 17, 2017

CHICAGO	0	0	0	7	7
TAMPA BAY	10	16	0	3	29

FIRST QUARTER

Bucs	8:58	Folk 42 yd. Field Goal
Bucs	0:10	Evans 13 yd. pass from Winston (Folk kick)

SECOND QUARTER

Bucs	7:30	Rodgers 1 yd. run (Folk kick)
Bucs	4:09	McClain 47 yd. INT return (kick failed),
Bucs	0:00	Folk 50 yd. Field Goal

FOURTH QUARTER

Bucs	12:26	Folk 23 yd. Field Goal
Bears	1:43	Thompson 14 yd. pass from Glennon (Barth kick)

	BEARS	BUCS
First Downs.....	19	22
3rd Down	7-14	8-15
Total Net Yards.....	310	311
Off Plays	62	67
Avg Gain	5.0	4.6
Rushing Net.....	20	117
Passing Net	290	194
Penalties (Yds).....	8 (59)	4 (34)
Turnovers	4	1
Punts (Avg).....	3 (56.0)	3 (48.7)
TDs	1	3
FGs.....	0-0	3-3
TO Remain.....	3	2
Time of Poss.....	26:49	33:11

PASSING LEADERS

BEARS - Glennon 31-45-2, 301 yds, 1 TD.
BUCS - Winston 18-30-0, 204 yds, 1 TD.

RUSHING LEADERS

BEARS - Cohen 7-13; Howard 9-7.
BUCS - Rodgers 19-67, 1 TD; Barber 10-47.

RECEIVING LEADERS

BEARS - Wright 7-69; Thompson 4-57, 1 TD; Cohen 8-55; Bellamy 4-51; Miller 6-42; Gentry 2-27.
BUCS - Evans 7-93, 1 TD; Jackson 3-39; Brate 2-24; Humphries 2-18; Howard 1-17.

After not committing any turnovers in last week's season opener against the Falcons, the Bears coughed up the ball four straight times to begin Sunday's game, enabling the Buccaneers to race to a 23-0 second-quarter lead en route to a 29-7 victory at Raymond James Stadium.

Quarterback Mike Glennon accounted for three of the four turnovers with two interceptions—one of which was returned for a touchdown—and a fumble. His stats were decent; he completed 31 of 45 passes for 301 yards with a 76.2 passer rating.

After Nick Folk's 42-yard field gave the Buccaneers a 3-0 lead midway through the opening period, Glennon completed his first six pass attempts for 53 yards. But his seventh throw over the middle intended for tight end Dion Sims was intercepted by linebacker Kwon Alexander, who returned it 22 yards to the Tampa Bay 38.

It appeared that the Buccaneers would go three-and-out when Akiem Hicks stopped running back Charles Sims for no gain on third-and-one. But Tarik Cohen tried to field a bouncing punt while surrounded by two defenders, resulting in a fumble that was recovered by Buccaneers.

On the next play, receiver Mike Evans caught a 13-yard touchdown pass from Jameis Winston on a fade in the right corner of the end zone, beating Marcus Cooper Sr. to give Tampa Bay a 10-0 lead with :10 left in the first quarter.

The Bears then committed their third straight turnover when Glennon fumbled while being sacked by defensive end Noah Spence. The ball popped into the air and was caught by linebacker Lavonte David at the Bears' 35.

The Buccaneers converted the turnover into Jacquizz Rodgers' 1-yard TD run, widening the margin to 17-0 with 7:30 remaining in the half.

Things then went from bad to worse as Glennon's pass intended for Joshua Bellamy along the sideline was intercepted by cornerback Robert McClain and returned 47 yards for a touchdown. Folk missed the extra point, but Tampa Bay led 23-0.

Folk made amends, however, drilling a 50-yard field goal as time expired in the first half to increase the Buccaneers' lead to 26-0. Folk added a 23-yarder early in the fourth quarter to make it 29-0.

The Bears failed to advance into the red zone through the game's first three quarters, but they did so on all three of their possessions in the final period. They turned the ball over on downs twice before Glennon hit Deonte Thompson with a 14-yard touchdown pass in the back left corner of the end zone with 1:43 left in the game.



2017 GAME RECAPS



WEEK 3
Bears 23, Steelers 17 (ot)
 Soldier Field (62,172)
 Sunday, Sept. 24, 2017

PITTSBURGH	0	7	7	3	0	17
CHICAGO	7	10	0	0	6	23

FIRST QUARTER

Bears 9:09 Howard 3 yd. run (Barth kick)

SECOND QUARTER

Steelers 5:42 Brown 7 yd. pass from Roethlisberger (Boswell kick)
 Bears 0:43 Shaheen 2 yd. pass from Glennon (Barth kick)
 Bears 0:00 Barth 24 yd. Field Goal

THIRD QUARTER

Steelers 6:43 Bell 1 yd. run (Boswell kick)

FOURTH QUARTER

Steelers 8:03 Boswell 32 yd. Field Goal

OVERTIME

Bears 8:27 Howard 19 yd. run

	BEARS	STEELERS
First Downs.....	18	19
3rd Down	4-12	4-11
Total Net Yards	306	282
Off Plays	62	59
Avg Gain	4.9	4.8
Rushing Net.....	222	70
Passing Net	84	212
Penalties (Yds).....	10 (73)	6 (40)
Turnovers	2	2
Punts (Avg).....	6 (44.5)	5 (40.6)
TDs	3	2
FGs.....	1-2	1-2
TO Remain.....	2	1
Time of Poss.....	33:59	27:34

PASSING LEADERS

BEARS - Glennon 15-22-1, 101 yds, 1 TD.
STEELERS - Roethlisberger 22-39, 235 yds, 1 TD.

RUSHING LEADERS

BEARS - Howard 23-138, 2 TD; Cohen 12-78.
STEELERS - Bell 15-61, 1 TD.

RECEIVING LEADERS

BEARS - Howard 5-26; Cohen 4-24; Cunningham 3-23.
STEELERS - Brown 10-110, 1 TD; Smith-Schuster 2-39.

Fueled by a dominant running game and a stingy defense Sunday at Soldier Field, the Bears improved to 1-2 with a stunning 23-17 overtime victory over the Pittsburgh Steelers.

Pro Bowl running back Jordan Howard rushed for 138 yards and two touchdowns on 23 carries, including a game-winning 19-yard TD run with 8:27 remaining in overtime.

Howard's touchdown capped the Bears' first possession of overtime and came two plays after Tarik Cohen had apparently ended the game with a dazzling 73-yard TD run. But after a replay review it was determined that the rookie had stepped out of bounds at the Pittsburgh 37.

With Cohen adding 78 yards on 12 carries, the Bears rushed for 220 yards.

Backed by an opportunistic defense, the Bears led 17-7 at halftime. But the offense committed two turnovers deep in Chicago territory and the Steelers converted the miscues into 10 points, trying the score 17-17 midway through the fourth quarter.

After Pittsburgh recovered a Howard fumble at the Bears' 16, Le'Veon Bell's 1-yard TD run cut the deficit to 17-14 midway through the third quarter. Mike Glennon's pass intended for Zach Miller was then intercepted by safety J.J. Wilcox at the Chicago 21, leading to Chris Boswell's game-tying field goal with 8:03 to play in regulation.

The Bears defense held Bell to 61 yards on 15 rushes and limited Ben Roethlisberger--who completed 22 of 39 passes for 235 yards--to an 82.7 passer rating.

After mustering only one takeaway in their first two games, the Bears generated two in the first quarter Sunday. First, McManis recovered a muffed punt by the Steelers' Eli Rogers at the Pittsburgh 29. That led to Howard's 3-yard touchdown run, which gave the Bears a 7-0 lead.

The defense then generated a second takeaway when Bryce Callahan sacked Roethlisberger on a blitz, forcing a fumble that Akiem Hicks recovered at the 50. But the Bears failed to capitalize on the turnover as Barth missed a 47-yard field goal attempt.

The Steelers tied the game 7-7 on Roethlisberger's 7-yard touchdown pass to Antonio Bryant with 5:42 left in the first half.

Glennon's 2-yard touchdown pass to Adam Shaheen gave the Bears a 14-7 lead with :43 left in the first half. Howard rushed for 36 yards on four carries and Cohen had a 26-yard run on the nine-play, 75-yard drive. The TD was Shaheen's first NFL catch.

Operating a run-oriented attack, Glennon completed 15 of 22 passes for 101 yards with one touchdown, one interception and a 74.2 passer rating.



2017 GAME RECAPS



WEEK 4
Packers 35, Bears 14
Lambeau Field (78,362)
Thursday, Sept. 28, 2017

CHICAGO	0	7	0	7	14
GREEN BAY	14	7	7	7	35

FIRST QUARTER

- Packers 9:49 Adams 5 yd. pass from Rodgers (Crosby kick)
- Packers 8:56 Cobb 2 yd. pass from Rodgers (Crosby kick)

SECOND QUARTER

- Packers 4:48 Jones 2 yd. run (Crosby kick)
- Bears 0:08 Wright 5 yd. pass from Glennon (Barth kick)

THIRD QUARTER

- Packers 4:09 Nelson 4 yd. pass from Rodgers (Crosby kick)

FOURTH QUARTER

- Packers 14:54 Nelson 8 yd. pass from Rodgers (Crosby kick)
- Bears 6:01 Howard 3 yd. run (Barth kick)

	BEARS	PACKERS
First Downs.....	20	17
3rd Down	5-12	7-14
Total Net Yards	308	260
Off Plays	64	53
Avg Gain	4.8	4.9
Rushing Net.....	103	91
Passing Net	205	169
Penalties (Yds).....	8 (62)	7 (55)
Turnovers	4	0
Punts (Avg).....	3 (49.0)	5 (47.6)
TDs	2	5
FGs.....	0-1	0-0
TO Remain.....	3	0
Time of Poss.....	31:51	28:09

PASSING LEADERS

- BEARS** - Glennon 21-33-2, 218 yds, 1 TD.
- PACKERS** - Rodgers 18-26-0, 179 yds, 4 TD.

RUSHING LEADERS

- BEARS** - Howard 18-53, 1 TD; Cunningham 5-26; Cohen 6-24.
- PACKERS** - Jones 13-49, 1 TD; Montgomery 5-28; Williams 4-11.

RECEIVING LEADERS

- BEARS** - Wright 4-51, 1 TD; Miller 2-45; Thompson 5-44; Bellamy 3-36; Cohen 4-24; Howard 2-10.
- PACKERS** - Nelson 4-75, 2 TD; Cobb 4-44, 1 TD; Bennett 6-39; Adams 2-13, 1 TD.

The Bears fell to the Green Bay Packers, 35-14, at Lambeau Field. The Bears offense committed three turnovers in the first half. The Packers converted the miscues into 14 points in jumping to a 21-0 lead.

While Packers quarterback Aaron Rodgers threw four touchdown passes, Bears counterpart Mike Glennon tossed two interceptions and lost two fumbles, though one came on a miscommunication with center Cody Whitehair on a shotgun snap that wasn't entirely Glennon's fault.

Rodgers led the Packers to touchdowns on all five of their red-zone possessions Thursday night. The two-time NFL MVP has now won 13 of the last 14 games he's started and finished against the Bears and has thrown 21 TD passes and just one interception in his last nine contests versus Chicago.

After Rodgers captured the game's opening possession with a 5-yard touchdown pass to Davante Adams, the Bears turned the ball over on their first play from scrimmage. Glennon fumbled when he was sacked by Clay Matthews and Jake Ryan recovered at the Bears' 3.

Three plays later, Rodgers threw his second touchdown pass in a :53 span, a 2-yarder to Randall Cobb that gave the Packers a commanding 14-0 lead with 8:56 left in the first quarter.

The second Bears turnover came when Whitehair surprised Glennon with a shotgun snap and the ball caromed off the quarterback, resulting in a fumble that linebacker Blake Martinez recovered at the Chicago 24.

Later in the half, Glennon's pass over the middle intended for Markus Wheaton was intercepted by Ha-Ha Clinton Dix. Rodgers completed a 58-yard pass to receiver Jordy Nelson, setting up Aaron Jones' 2-yard TD run, giving the Packers a 21-0 lead with 4:48 left in the half.

The Bears responded as Glennon completed 6 of 7 passes for 72 yards, including a 5-yard touchdown to Kendall Wright, cutting the deficit to 21-7 with :08 remaining in the half.

But the Bears couldn't get any closer. After Deonte Thompson dropped a third-down pass early in the third quarter, Connor Barth missed a 47-yard field goal attempt wide right.

The Packers made it 28-7 on Rodgers' 4-yard touchdown pass to Nelson late in the third quarter.

Glennon committed his fourth turnover of the game late in the third quarter when his pass intended for Thompson was intercepted by safety Kentrell Brice.

The Packers converted the turnover as Rodgers tossed his fourth touchdown pass of the night, an 8-yarder to Nelson, making it 35-7 early in the fourth quarter.

Jordan Howard's 3-yard TD run made the score 35-14 with 6:01 remaining in the fourth quarter.



2017 GAME RECAPS



WEEK 5
Vikings 20, Bears 17
 Soldier Field (61,834)
 Monday, Oct. 9, 2017

MINNESOTA	0	3	14	3	0	20
CHICAGO	2	0	7	8	0	17

FIRST QUARTER

Bears 1:31 Bradford sacked in end zone by Floyd for a Safety

SECOND QUARTER

Vikings 1:02 Forbath 26 yd. Field Goal

THIRD QUARTER

Vikings 8:16 Rudolph 13 yd. pass from Keenum (Forbath kick)

Bears 5:23 Cunningham 38 yd. pass from O'Donnell (Barth kick) (7-75, 2:53)

Vikings 3:31 McKinnon 58 yd. run (Forbath kick)

FOURTH QUARTER

Bears 12:24 Miller 20 yd. pass from Trubisky (Trubisky run)

Vikings 0:12 Forbath 26 yd. Field Goal

	VIKINGS	BEARS
First Downs.....	17	16
3rd Down	6-15	3-12
Total Net Yards	300	274
Off Plays	67	56
Avg Gain	4.5	4.9
Rushing Net.....	159	115
Passing Net	141	159
Penalties (Yds).....	9 (69)	8 (55)
Turnovers	0	2
Punts (Avg).....	6 (43.0)	7 (43.9)
TDs	2	2
FGs	2-2	0-0
TO Remain	1	0
Time of Poss	31:24	28:36

PASSING LEADERS

VIKINGS - Keenum 17-21, 140 yds, 1 TD; Bradford 5-11, 36 yds.

BEARS - Trubisky 12-25, 128 yds, 1 TD, 1 INT; O'Donnell 1-1, 38 yds, 1 TD.

RUSHING LEADERS

VIKINGS - McKinnon 16-95, 1 TD; Murray 12-31; Keenum 1-22; Thielen 1-11.

BEARS - Howard 19-76; Trubisky 3-22; Cohen 6-13.

RECEIVING LEADERS

VIKINGS - McKinnon 6-51; Rudolph 6-45, 1 TD; Thielen 5-34; Murray 2-12; Floyd 1-19; Ham 1-11; Diggs 1-4.

BEARS - Wright 4-46; Miller 3-39, 1 TD; Cunningham 2-43, 1 TD; McBride 1-18; Sims 1-17; Wheaton 1-9.

Mitchell Trubisky provided the spark the Bears were anticipating in his first NFL start, extending plays with his athleticism and throwing accurately on the run. But the second overall pick in the draft also experienced the ups and downs that are common for rookie quarterbacks in a 20-17 loss to the Minnesota Vikings at Soldier Field.

Trubisky valiantly rallied the Bears from a 17-9 deficit early in the fourth quarter, forging a 17-17 tie with a 20-yard touchdown pass to tight end Zach Miller coupled with a two-point conversion run.

But then when the Bears took over at their own 10 with 2:32 to play, Trubisky's pass intended for Miller was intercepted by safety Harrison Smith at the Chicago 28. The pick set up Kai Forbath's game-winning 26-yard field goal with :12 remaining.

The Bears offense committed six penalties in the game's first 20 minutes, including a holding infraction on receiver Markus Wheaton that nullified Jordan Howard's 42-yard touchdown run.

The Bears' seven first-half possessions resulted in six punts and a turnover. On the six drives that ended with punts, the offense faced situations of third-and-20, third-and-12, third-and-12, third-and-15, third-and-13 and third-and-20.

The Bears defense allowed just 55 yards and four first downs in the first half. The unit also generated the first points of the game as Leonard Floyd sacked Sam Bradford in the end zone for a safety, giving the Bears a 2-0 lead late in the first quarter.

The only points the defense allowed in the first half came on Forbath's 26-yard field goal late in the second period—after the Vikings had taken over at the Bears' 13 following a blindside strip/sack of Trubisky by defensive end Everson Griffen.

The Vikings replaced an ineffective Bradford with Case Keenum late in the second quarter and the move paid dividends. Keenum opened the second half by engineering a 13-play, 76-yard drive he capped with a 13-yard touchdown pass to Kyle Rudolph, giving Minnesota a 10-2 lead.

The Bears reached into their bag of tricks, turning a fake punt into a 38-yard touchdown pass from punter Pat O'Donnell to Benny Cunningham. On fourth-and-six, O'Donnell tossed a short pass over the middle to Cunningham, who eluded one tackler and spun away from another to draw the Bears to within 10-9 with 5:23 left in the third quarter.

The Vikings answered less than two minutes later, however, widening the margin to 17-9 on Jerick McKinnon's 58-yard touchdown run against a depleted Bears defense that had lost yet another inside linebacker on the previous possession when John Timu exited with a knee injury.

That set the stage for Trubisky, who rolled to his right and threw into the end zone to Miller, who caught the ball for a touchdown after it had deflected off the hands of safety Andrew Sendejo.



2017 GAME RECAPS



WEEK 6 Bears 27, Ravens 24 (ot)

M&T Bank Stadium (70,616)
Sunday, Oct. 15, 2017

CHICAGO	0	10	7	7	3	27
BALTIMORE	0	3	7	14	0	24

SECOND QUARTER

Bears	10:54	Barth 24 yd. FG
Bears	2:53	Miller 21 yd. pass from Cohen (Barth kick)
Ravens	0:03	Tucker 27 yd. FG

THIRD QUARTER

Bears	6:01	Sims 27 yd. pass from Trubisky (Barth kick)
Ravens	5:47	Rainey 96 yd. KO return (Tucker kick)
Ravens	11:26	Tucker 31 yd. FG

FOURTH QUARTER

Bears	5:08	Amos 90 yd. INT return (Barth kick)
Ravens	2:56	Tucker 50 yd. FG
Ravens	1:37	Campanaro 77 yd. PR (Flacco-Boyle pass)

OVERTIME

Bears	2:06	Barth 40 yd. FG
-------	------	-----------------

	BEARS	RAVENS
First Downs.....	18	16
3rd Down.....	5-17	3-18
Total Net Yards.....	342	291
Off Plays.....	75	70
Avg Gain.....	4.6	4.2
Rushing Net.....	231	125
Passing Net.....	111	166
Penalties (Yds).....	5 (44)	8 (69)
Turnovers.....	2	3
Punts (Avg).....	9 (46.7)	7 (55.0)
TDs.....	3	2
FGs.....	2-2	3-3
TO Remain.....	2	1
Time of Poss.....	36:45	31:09

PASSING LEADERS

BEARS - Trubisky 8-16, 113 yds, 1 TD; Cohen 1-1, 21 yds, 1 TD.

RAVENS - Flacco 24-41, 180 yds, 0 TD, 2 INT.

RUSHING LEADERS

BEARS - Howard 36-167; Cohen 14-32; Trubisky 4-32.

RAVENS - Collins 15-74; Allen 10-49; Flacco 1-2.

RECEIVING LEADERS

BEARS - Sims 2-42, 1 TD; Wright 2-36; Miller 2-25, 1 TD; Cohen 1-14; Howard 1-9; Burton 1-8.

RAVENS - Moore 3-44; Wallace 3-30; Watson 6-28; Campanaro 3-24; Allen 3-17; Boyle 2-15; Rainey 2-11.

After losing a 24-13 lead late in Sunday's game in Baltimore, the Bears valiantly rallied for a thrilling 27-24 overtime victory over the Ravens.

Baltimore native Adrian Amos appeared to clinch the win when he returned his first career interception 90 yards for a touchdown, putting the Bears ahead 24-13 with 5:08 to play.

But the Ravens stormed back, climbing to within 24-16 on Justin Tucker's 50-yard field goal with 2:56 left and then tying it 24-24 on Michael Campanaro's 77-yard punt return touchdown coupled with Joe Flacco's two-point conversion pass to Nick Boyle with 1:37 to play.

Things continued to look bleak for the Bears when they started their second possession of overtime at their own 7. But Jordan Howard burst around left end for 53 yards to the Baltimore 40. Mitchell Trubisky followed with an 18-yard pass to Kendall Wright on third-and-11 to the 23, setting up Connor Barth's game-winning 40-yard field goal with 2:06 left in overtime.

Fueled by an opportunistic defense that generated three takeaways and a strong running game that produced 231 yards, the Bears improved to 2-4 by winning on the road for the first time since Dec. 27, 2015 when they beat the Buccaneers 26-21 in Tampa, snapping a 10-game skid.

Facing a rugged Ravens defense, the Bears kept the ball on the ground. Trubisky threw just 16 passes in the game—completing eight for 113 yards and one touchdown with no interceptions—while handing off 50 times to Howard and rookie Tarik Cohen. Howard responded by rushing for a career-high 167 yards on 36 carries, while Cohen added 32 yards on 14 attempts.

Cohen did more than just run the ball Sunday. The versatile fourth-round draft pick lofted a perfect 21-yard touchdown pass to Zach Miller in the right corner of the end zone on a halfback option play, giving the Bears a 10-0 lead with 2:53 remaining in the second quarter.

Trubisky and Dion Sims teamed up for a good throw and a good catch midway through the third quarter that resulted in a 27-yard touchdown, giving the Bears a 17-3 lead.

On the ensuing kickoff, it appeared that Joshua Bellamy tripped up Bobby Rainey. But the Ravens kick returner jumped to his feet and raced 96 yards for a controversial touchdown that closed the gap to 17-10. Referee Ed Hochuli confirmed the call on the field via a replay review.

The Bears followed by committing turnovers on their next two possessions. Cohen lost a fumble at his own 39 and the Ravens turned it into Tucker's 31-yard field goal, drawing to within 17-13. Baltimore then took over at its own 48 following a strip/sack of Trubisky, but Amos saved the day—at least temporarily—with his 90-yard INT return touchdown.



2017 GAME RECAPS



WEEK 7
Bears 17, Panthers 3

Soldier Field (61,256)
Sunday, Oct. 22, 2017

CAROLINA	0	3	0	0	3
CHICAGO	7	10	0	0	17

FIRST QUARTER

Bears 8:59 Jackson 75 yd. Fum Ret. (Barth kick)

SECOND QUARTER

Bears 12:28 Jackson 76 yd. INT return (Barth kick)

Panthers 3:18 Gano 36 yd. FG

Bears 1:10 Barth 19 yd. FG

	PANTHERS	BEARS
First Downs.....	20	5
3rd Down	6-15	2-11
Total Net Yards	293	153
Off Plays	69	37
Avg Gain	4.2	4.1
Rushing Net.....	108	68
Passing Net	185	85
Penalties (Yds).....	4 (35)	5 (40)
Turnovers.....	3	0
Punts (Avg).....	5 (52.6)	6 (49.3)
TDs	0	2
FGs.....	1-1	1-2
TO Remain	0	3
Time of Poss.....	38:35	21:25

PASSING LEADERS

PANTHERS - Newton 21-34, 211 yds, 0 TD, 2 INT.

BEARS - Trubisky 4-7, 107 yds, 0 TD, 0 INT.

RUSHING LEADERS

PANTHERS - Newton 9-50; Stewart 14-48; McCaffrey 7-10.

BEARS - Howard 21-65; Trubisky 5-3.

RECEIVING LEADERS

PANTHERS - Benjamin 3-65; Funchess 4-41; McCaffrey 7-36; Shepard 2-20; Samuel 1-20; Dickson 3-18; Manhertz 1-11.

BEARS - Cohen 1-70; Miller 2-29; Gentry 1-8.

Rookie safety Eddie Jackson led a dominant defensive performance that carried the Bears to an impressive 17-3 win over the Carolina Panthers.

In scoring the game's only two touchdowns, the fourth-round draft pick made history while also helping the Bears (3-4) record back-to-back victories for the first time since November 2015.

Jackson staked the Bears to a 14-0 second-quarter lead by returning a fumble 75 yards for a touchdown and bringing back an interception 76 yards for a score. In the process, he became the first player in NFL history with two defensive touchdowns of at least 75 yards in a game.

Jackson's two touchdowns were just part of a stellar outing by a Bears defense that generated three takeaways for the second straight week and compiled a season-high five sacks.

"I thought it was a really good team win," said coach John Fox. "It was a good football team that came to town, a team that had a lot of playoff experience and leadership on their football team. It's not always going to be perfect. You've got to give the other team some credit. But I thought as a football team we played well today and well enough to get a decisive win."

The Bears struggled on offense, mustering just one field goal on nine possessions while being held to five first downs, 153 total yards and an 18 percent success rate on third down (2 of 11). With the Bears protecting a 17-3 lead, the offense opened the second half with four straight three-and-outs and had as many complete passes (4) as sacks allowed (4) in the game.

Asked if he's ever won a game in which his team completed only four passes, Fox said: "I've seen a lot. I don't ever like to say I've seen it all because something new will happen. But I've been a part of those games. This is a team game. Sometimes it's going to be one-sided in one way or another. I've seen that before. But at the end of the day you have smiling faces in the locker room and they fought hard for that victory."

Jackson's first touchdown came on the game's opening possession. On first-and-10 from the Bears' 24, Cam Newton faked an inside handoff and pitched to receiver Curtis Samuel, who failed to secure the ball. Jackson scooped it up and raced down the left sideline to the end zone.

Jackson struck again early in the second quarter, swooping in to intercept a Newton pass intended for receiver Kelvin Benjamin that was broken up by Prince Amukamara. The ball caromed high into the air and was caught by Jackson, who deked Newton along the sideline.



2017 GAME RECAPS



WEEK 8
Saints 20, Bears 12
Mercedes-Benz Superdome (73,192)
Sunday, Oct. 29, 2017

Table with 6 columns: Team, P1, P2, P3, P4, P5. Rows: CHICAGO (0, 3, 3, 6, 0, 12), NEW ORLEANS (7, 7, 0, 6, 0, 20)

FIRST QUARTER

Saints 11:08 Kamara 8 yd. run (Lutz kick)

SECOND QUARTER

Bears 14:52 Barth 27 yd. Field Goal
Saints 3:41 Ingram 1 yd. run (Lutz kick)

THIRD QUARTER

Bears 5:42 Barth 44 yd. Field Goal

FOURTH QUARTER

Saints 12:54 Lutz 45 yd. Field Goal
Bears 3:58 Cohen 1 yd. run (pass failed)
Saints 1:35 Lutz 49 yd. Field Goal

Statistical comparison table between BEARS and SAINTS for various metrics like First Downs, Total Net Yards, etc.

PASSING LEADERS

BEARS - Trubisky 14-32, 164 yds, 0 TD, 1 INT.
SAINTS - Brees 23-28, 299 yds, 0 TD, 1 INT.

RUSHING LEADERS

BEARS - Howard 23-102; Trubisky 3-53; Cohen 4-2, 1 TD.
SAINTS - Ingram 18-75, 1 TD; Kamara 8-28, 1 TD.

RECEIVING LEADERS

BEARS - McBride 3-92; Wright 2-23; Howard 3-19; Sims 3-15; Brown 1-9; Cohen 1-6.
SAINTS - Thomas 7-77; Ginn 2-68; Coleman 1-54; Kamara 3-48; Hill 3-29; Ingram 6-24.

The Saints escaped with a 20-12 victory, but not before the Bears had threatened to rally from a 17-6 fourth-quarter deficit. After Tarik Cohen's 1-yard touchdown dive closed the gap to 17-12, the Bears defense forced turnovers on back-to-back possessions late in the fourth quarter. But the offense failed to capitalize on both occasions. The unit turned the ball over on downs with 1:51 remaining on a Mitchell Trubisky incomplete pass on fourth-and-one from the Chicago 39--and after a Saints field goal--on a Trubisky interception with 1:11 left.

The Bears seemingly had scored their first touchdown of the game with 5:47 left in the third quarter on Trubisky's 25-yard pass to Zach Miller. The veteran tight end suffered a gruesome dislocated knee on the play and was carted off the field. Adding insult to injury, the TD was overturned to an incomplete pass after referee Carl Cheffers ruled that Miller did not complete the process of the catch because he let go of the ball while writhing in pain on the ground.

The Bears amassed 307 total yards and converted 8-of-17 third-down opportunities (47 percent), but mustered just one touchdown. Cohen's TD was the first by the offense in 25 possessions dating back to the third quarter of the team's Week 6 overtime win in Baltimore.

The Bears left points on the field Sunday, settling for Connor Barth's 27-yard field goal early in the second period after they had first-and-goal at the 6. Barth later hooked a 48-yard attempt wide left with :22 remaining in the first half after Cohen had been dropped for a three-yard loss and Trubisky had been sacked for a loss of five.

Another critical mistake on special teams also cost the Bears points on the game's opening possession. With Wil Lutz attempting a 32-yard field goal on fourth-and-five, Kyle Fuller was penalized for lining up offside, resulting in a first down. The Saints converted the miscue into Alvin Kamara's 8-yard touchdown run to take a 7-0 lead.

Trubisky completed 14 of 32 passes for 164 yards with one interception. His top target was receiver Tre McBride III, who caught three passes for 92 yards. Trubisky also had a 46-yard scramble on third-and-10 that helped set up Cohen's touchdown.

Jordan Howard rushed for 102 yards on 23 carries, including a 50-yard burst from his own 3 that led to Barth's 44-yard field goal, which drew the Bears to within 14-6 in the third quarter.

After generating three takeaways in each of the last two games, the Bears defense gave the offense a chance to rally by forcing two fourth-quarter turnovers Sunday.

First, Jonathan Bullard stripped Mark Ingram and Christian Jones recovered at the Bears' 28 with 7:32 remaining. Later, Adrian Amos ripped the ball away from Ingram and returned the fumble four yards to the Chicago 30 with 2:12 to play.



2017 GAME RECAPS



WEEK 10
Packers 23, Bears 16
 Soldier Field (61,285)
 Sunday, Nov. 12, 2017

GREEN BAY	3	7	3	10	23
CHICAGO	3	3	0	10	16

FIRST QUARTER

Packers	7:20	Crosby 40 yd. Field Goal
Bears	2:15	Barth 45 yd. Field Goal

SECOND QUARTER

Packers	11:41	Montgomery 37 yd. run (Crosby kick)
Bears	0:00	Barth 44 yd. Field Goal

THIRD QUARTER

Packers	10:16	Crosby 24 yd. Field Goal
---------	-------	--------------------------

FOURTH QUARTER

Packers	13:09	Crosby 50 yd. Field Goal
Bears	10:39	Bellamy 46 yd. pass from Trubisky (Barth kick)
Packers	5:29	Adams 19 yd. pass from Hundley (Crosby kick)
Bears	3:19	Barth 49 yd. Field Goal

	PACKERS	BEARS
First Downs.....	18	14
3rd Down	7-16	4-14
Total Net Yards	342	323
Off Plays	65	57
Avg Gain	5.3	5.7
Rushing Net.....	160	55
Passing Net	182	268
Penalties (Yds).....	5 (35)	8 (78)
Turnovers.....	0	1
Punts (Avg).....	4 (40.0)	5 (48.2)
TDs	2	1
FGs.....	3-4	3-3
TO Remain.....	0	0
Time of Poss.....	33:53	26:07

PASSING LEADERS

PACKERS - Hundley 18-25, 212 yds, 1 TD, 0 INT
BEARS - Trubisky 21-35, 297 yds, 1 TD, 0 INT

RUSHING LEADERS

PACKERS - Williams 20-67; Montgomery 6-54, 1 TD; Hundley 2-16; Jones 3-12; Cobb 4-8; Ripkowski 2-3.
BEARS - Howard 15-54; Cohen 1-1.

RECEIVING LEADERS

PACKERS - Adams 5-90, 1 TD; Cobb 3-52; Nelson 3-20; Montgomery 2-14; Ripkowski 1-12; Kendricks 1-9; Rodgers 1-8; Williams 1-7; Jones 1-0.
BEARS - Inman 6-88; Bellamy 2-57, 1 TD; Wright 5-46; Shaheen 2-39; Cunningham 3-32; Brown 2-23; Cohen 1-10.

The Bears fell to the Packers, 23-16, on a dreary, rainy afternoon along Chicago's lakefront.

The Bears offense compiled 323 yards but mustered only one touchdown, while the defense allowed Brett Hundley to complete 18 of 25 passes for 212 yards with one touchdown.

Trailing 23-16, the Bears had an opportunity to send the game into overtime after Mason Crosby missed a 35-yard field goal attempt following a botched hold with 1:02 left in the game. But they turned the ball over on downs at their own 43 with :28 to play.

The Bears shot themselves in the foot repeatedly. They committed 11 penalties—seven of which were accepted—in the first half alone.

The key play in the game occurred midway through the second quarter. With the Bears trailing 10-3, Benny Cunningham caught a screen pass from the Green Bay 25 and weaved through defenders before eventually diving for the pylon.

Cunningham was ruled out of bounds at the 2. The Bears challenged the call, believing that he had touched the ball to the pylon before his knee landed out of bounds. But after a replay review, referee Tony Corrente ruled that Cunningham had lost the ball an instant before it touched the pylon, and the Packers were awarded a touchback.

On Sunday, Crosby's third field goal, a 50-yarder, gave Green Bay a 16-6 lead early in the fourth.

But the drought ended when Mitchell Trubisky lofted a perfect 46-yard touchdown pass to receiver Joshua Bellamy, who beat cornerback Davon House with a double move to cut the deficit to 16-13 with 10:39 remaining in the game.

But the Packers answered with an eight-play, 75-yard drive that was capped by Hundley's 19-yard TD pass to receiver Davante Adams, widening the margin to 23-13.

Trubisky completed 21 of 35 passes for a career-high 297 yards with one TD, no interceptions and a 97.0 passer rating. He was also sacked five times.

In his first game since being acquired by the Bears in a trade with the Chargers Oct. 26, receiver Dontrelle Inman had a team-leading six receptions for 88 yards. But he dropped a slightly-high-but-catchable pass over the middle on the Bears' final drive that would have resulted in a first down in Green Bay territory.

The Packers not only played without Rodgers, who is out indefinitely with a broken right collarbone, but they lost top running backs Aaron Jones (knee) and Ty Montgomery (ribs) to injuries Sunday. Montgomery exited after rushing for 54 yards on six carries, including a 37-yard TD that gave Green Bay a 10-3 second-quarter lead. Third-string back Jamaal Williams rushed for 67 yards on 20 carries.

**2017 GAME RECAPS**

WEEK 11
Lions 27, Bears 24
 Soldier Field (60,635)
 Sunday, Nov. 19, 2017

DETROIT	0	21	0	6	27
CHICAGO	10	7	0	7	24

FIRST QUARTER

Bears	8:21	Barth 23 yd. Field Goal
Bears	3:23	Shaheen 1 yd. pass from Trubisky (Barth kick)

SECOND QUARTER

Lions	14:00	Hayden 27 yd. fumble ret (Prater kick)
Bears	8:30	Howard 12 yd. run (Barth kick)
Lions	5:17	M. Jones 28 yd. pass from Stafford (Prater kick)
Lions	0:20	Abdullah 2 yd. pass from Stafford (Prater kick)

FOURTH QUARTER

Lions	10:01	Prater 27 yd. Field Goal
Bears	5:02	Cohen 15 yd. run (Barth kick)
Lions	1:35	Prater 52 yd. Field Goal

	LIONS	BEARS
First Downs.....	20	24
3rd Down	3-10	3-9
Total Net Yards	352	398
Off Plays	58	61
Avg Gain	6.1	6.5
Rushing Net.....	65	222
Passing Net	287	176
Penalties (Yds).....	6 (49)	5 (64)
Turnovers	1	1
Punts (Avg).....	4 (43.0)	4 (46.5)
TDs	3	3
FGs.....	2-2	1-2
TO Remain	2	0
Time of Poss.....	30:36	29:24

PASSING LEADERS**LIONS** - Stafford 21-31, 299 yds, 2 TD, 0 INT.**BEARS** - Trubisky 18-30, 179 yds, 1 TD, 0 INT.**RUSHING LEADERS****LIONS** - Riddick, 9-35; Abdullah, 11-22; Agnew 1-5.**BEARS** - Howard 15-125, 1 TD; Trubisky 6-53; Cohen 9-44, 1 TD.**RECEIVING LEADERS****LIONS** - M. Jones 4-85, 1 TD; T. Jones 4-55; Golladay 2-52; Ebron 4-49; Tate 3-32; Abdullah 2-13, 1 TD; Fells 1-9; Riddick 1-4.**BEARS** - Inman 3-43; Shaheen 4-41, 1 TD; Wright 2-25; Brown 2-23; Cunningham 1-18; Cohen 4-15; McBride 2-14.

The Bears rallied to tie Sunday's game against the Lions in the fourth quarter, but they came up short. In position to force overtime, Connor Barth pushed a 46-yard field goal attempt wide right with :03 remaining in regulation, enabling Detroit to escape with a 27-24 win at Soldier Field.

After Matt Prater's 52-yard field goal snapped a 24-24 tie with 1:35 to play, rookie quarterback Mitchell Trubisky put the Bears in position to knot the game with a nifty 19-yard scramble on fourth-and-13 followed by a 15-yard completion to Dontrelle Inman to the Detroit 28.

But Barth missed the field-goal, dropping the Bears to 3-7 with their third straight loss. The errant kick came one week after the eight-year NFL veteran had made all three of his field-goal tries from 45, 44 and 49 yards in a loss to the Packers.

Sunday's game was a seesaw battle. The Bears took a 17-7 lead, trailed 24-17 after allowing 17 unanswered points and rallied to tie it 24-24 before ultimately falling 27-24.

The Bears rushed for 222 yards behind Jordan Howard (15 carries for 125 yards and 1 TD), Trubisky (6-53) and Tarik Cohen (9-44-1). Trubisky completed 18 of 30 passes for 179 yards with one TD, no interceptions and an 88.1 passer rating.

The Bears jumped to a quick 10-0 lead. After Barth's 23-yard field goal on the game's opening possession, Nick Kwiatkoski forced a fumble on a third-down sack of Matthew Stafford and Akiem Hicks recovered the loose ball at the Chicago 45.

Howard burst through the right side of the line and raced 50 yards to the Detroit 5, setting up Trubisky's 1-yard TD pass to rookie Adam Shaheen.

On the Bears' third possession, Trubisky fumbled a snap from center Cody Whitehair and Lions D.J. Hayden scooped up the ball and returned it 27 yards for a touchdown, drawing Detroit (6-4) to within 10-7 with 14:00 left in the second quarter.

The Bears answered with an eight-play, 78-yard drive capped by Howard's 12-yard touchdown run that widened the margin to 17-7 with 8:30 left in the first half. Trubisky completed 3 of 3 passes for 36 yards and had a 10-yard scramble.

But Stafford threw touchdown passes on Detroit's final two possessions of the first half of 28 yards to Marvin Jones Jr. and two yards to Ameer Abdullah, giving the Lions a 21-17 lead. Jones beat Marcus Cooper Sr. with a double move, while Abdullah was uncovered on his TD.

After both teams opened the second half with three straight punts, the Lions increased their lead to 24-17 on Prater's 27-yard FG early in the fourth.

The Bears responded with an eight-play, 78-yard drive that was capped by Cohen's 15-yard touchdown run, tying the score 24-24 with 5:02 left in the fourth quarter. Cohen took a pitch, raced to his left and soared into the end zone over safety Glover Quin just inside the pylon.



2017 GAME RECAPS



WEEK 12
Eagles 31, Bears 3
 Lincoln Financial Field (69,596)
 Sunday, Nov. 26, 2017

CHICAGO	0	0	3	0	3
PHILADELPHIA	7	17	0	7	31

FIRST QUARTER

Eagles 6:04 Ertz 17 yd. pass from Wentz (Elliott kick)

SECOND QUARTER

Eagles 10:52 Agholor 15 yd. pass from Wentz (Elliott kick)
 Eagles 6:52 Elliott 45 yd. Field Goal
 Eagles 0:05 Jeffery 8 yd. pass from Wentz (Elliott kick)

THIRD QUARTER

Bears 8:40 Santos 38 yd. Field Goal

FOURTH QUARTER

Eagles 13:37 Agholor fumble recovery in end zone (Elliott kick)

	BEARS	EAGLES
First Downs.....	8	24
3rd Down	3-13	7-16
Total Net Yards.....	140	420
Off Plays	49	73
Avg Gain	2.9	5.8
Rushing Net.....	6	176
Passing Net	134	244
Penalties (Yds)	9 (56)	11 (70)
Turnovers.....	2	3
Punts (Avg).....	6 (41.8)	2 (43.5)
TDs	0	4
FGs.....	1-2	1-1
TO Remain.....	3	2
Time of Poss.....	22:52	37:08

PASSING LEADERS

BEARS- Trubisky 17-33, 147 yds, 0 TD, 2 INT.
EAGLES- Wentz 23-36, 227 yds, 3 TD, 0 INT; Foles 3-3, 21 yds, 0 TD, 0 INT.

RUSHING LEADERS

BEARS - Trubisky 4-12; Howard 7-6; Cunningham 1- -1; Cohen 2 - -11.
EAGLES - Blount 15-97; Wentz 5-29; Clement 4-27; Ajayi 5-26.

RECEIVING LEADERS

BEARS - Inman 4-64; Brown 2-20; McBride 2-20
EAGLES- Ertz 10-103, 1 TD; Jeffery 5-52, 1 TD; Agholor 3-32, 1 TD; Smith 4-30; Hollins 2-12; Clement 1-12; Ajayi 1-7.

The Eagles raced to a 24-0 halftime lead in cruising to a 31-3 win, dominating the Bears in the first half in total yards (272-33), first downs (16-0) and time of possession (20:10-9:50). Carson Wentz threw three touchdown passes in the game's first 30 minutes.

Wentz's 17-yard touchdown pass to Zach Ertz over the middle gave the Eagles a 7-0 lead with 6:04 left in the first quarter. The eight-play, 44-yard drive was sustained by Jay Ajayi's 2-yard run on fourth-and-one and Alshon Jeffery's 14-yard reception on third-and-eight.

The Eagles started the possession at the Bears' 44 following Pat O'Donnell's 34-yard punt.

The Bears then generated two takeaways, one on offense and one on defense. Mitchell Trubisky's pass deflected off Tre McBride's hand and was intercepted by Malcolm Jenkins. But Dion Sims stripped the ball from Jenkins and McBride recovered it at the 50.

Adrian Amos later ripped the ball away from LeGarrette Blount on a 35-yard run and Sam Acho recovered the fumble at the Philadelphia 42.

The Bears had a chance to convert the turnover into points on Cairo Santos' first field goal attempt with the team, but his 54-yarder was short and wide to the right.

Wentz's 15-yard TD pass to Nelson Agholor increased the Eagles' lead to 14-0 with 10:52 left in the half. Agholor sprinted around Eddie Jackson and hurdled Kyle Fuller near the goal line.

The Bears seemingly had stopped the Eagles earlier on a third-down incomplection. But a holding penalty on Prince Amukamara resulted in an automatic first down. Wentz followed by brilliantly spinning away from a blitzing Cre'Von LeBlanc and scrambling for 16 yards on third-and-nine.

Jake Elliott's 45-yard field goal widened the margin to 17-0 with 6:52 left in the first half. The Eagles settled for the kick after Jonathan Bullard sacked Wentz on third down.

Wentz's 8-yard touchdown pass to Jeffery made it 24-0 with :05 remaining in the half.

The Bears scored their only points of the game early in the third quarter as Santos booted a 38-yard field goal. But by then it was too little and too late.

The Eagles increased their lead to 31-3 early in the fourth quarter when Agholor recovered an Ajayi fumble in the end zone. LeBlanc stripped the ball from Ajayi at the 5 after a 30-yard run.

Wentz was replaced by backup Nick Foles early in the fourth quarter after completing 23 of 36 passes for 227 yards with three TDs. Trubisky connected on 17 of 33 passes for 147 yards with two interceptions.



2017 GAME RECAPS



WEEK 13
49ers 15, Bears 14
Soldier Field (61,302)
Sunday, Dec. 3, 2017

Score summary table: SAN FRANCISCO 3 6 3 3 15, CHICAGO 7 7 0 0 14

FIRST QUARTER

49ers 8:12 Gould 33 yd. Field Goal
Bears 0:10 Inman 8 yd. pass from Trubisky (Santos kick)

SECOND QUARTER

49ers 11:57 Gould 28 yd. Field Goal
Bears 5:49 Cohen 61 yd. punt return (Santos kick)
49ers 0:24 Gould 35 yd. Field Goal

THIRD QUARTER

49ers 1:57 Gould 34 yd. Field Goal

FOURTH QUARTER

49ers 0:04 Gould 24 yd. Field Goal

Statistical comparison table between 49ERS and BEARS for various metrics like First Downs, Total Net Yards, etc.

PASSING LEADERS

49ERS - Garoppolo 26-37, 293 yds, 0 TD, 1 INT.
BEARS - Trubisky 12-15, 102 yds, 1 TD, 0 INT.

RUSHING LEADERS

49ERS - Hyde 17-54; Breida 12-45; Garoppolo 4-8.
BEARS - Howard 13-38; Trubisky 4-19; Cohen 2-5.

RECEIVING LEADERS

49ERS - Goodwin 8-99; Taylor 6-92; Celek 2-30;
Juszczyk 3-20; Kittle 2-20; Murphy 1-16; Hyde 3-12;
Breida 1-4.
BEARS - Cohen 4-39; Wright 2-25; Inman 2-21, 1 TD;
Brown 1-13; Sims 1-5; Bellamy 1-4.

Former Bears kicker Robbie Gould came back to his old team Sunday at Soldier Field, booting five field goals without a miss to lead the San Francisco 49ers to a 15-14 victory.

Gould's final kick, a 24-yard chip shot with :04 remaining in the game, capped a 14-play, 86-yard drive that burned 5:23 off the clock.

The Bears (3-9) have now dropped five straight games for the first time since they lost their last five contests in Marc Trestman's final year as coach in 2014. They're also assured of having four consecutive losing seasons for the first time since they endured five straight from 1996-2000.

The Bears offense continued to struggle, mustering only 147 total yards.

The Bears defense forced the 49ers to settle for field goals on all five of their red-zone possessions. But the unit permitted San Francisco to march 60, 66, 58, 70 and 86 yards to set up Gould's five field goals of 33, 28, 35, 34 and 24 yards. The 49ers sustained drives throughout the game by converting 56 percent of their third-down opportunities (10 of 18).

Tarik Cohen produced the play of the day with a spectacular 61-yard punt return touchdown that gave the Bears a 14-6 lead midway through the second quarter. The dynamic rookie caught the punt at his own 39, retreated to his own 24 while racing to his right and then reversed field, following a wall of blockers to the end zone for a highlight-reel TD.

Cohen struck again early in the fourth quarter. With the Bears protecting a 14-12 lead, he returned a punt 67 yards to the 49ers' 16. But a penalty on Ben Braunecker for an illegal block in the back nullified the return and pushed the Bears back to their own 14, a difference of 60 yards.

The only touchdown the offense scored came on Mitchell Trubisky's 8-yard strike to Dontrelle Inman across the back of the end zone, giving the Bears a 7-3 lead late in the first quarter.

The TD was set up by Kyle Fuller's first interception since Dec. 13, 2015. The 2014 first-round pick ripped a Jimmy Garoppolo pass away from receiver Louis Murphy at the Bears' 41. Fuller also had six tackles, one tackle-for-loss and two pass breakups in the game.

Making his first start as 49ers quarterback since being acquired in a trade with the Patriots Oct. 31, Garoppolo completed 26 of 37 passes for 293 yards with one interception and an 82.4 passer rating. He set up Gould's winning field goal with a 33-yard completion to receiver Trent Taylor to the Bears' 18 on third-and-nine with just under two minutes remaining.

Trubisky was efficient, completing 12 of 15 passes for 102 yards with one TD and a 117.2 rating. But the Bears rushing attack was limited to 62 yards on 19 carries.



2017 GAME RECAPS



WEEK 14
Bears 33, Bengals 7
 Paul Brown Stadium (52,002)
 Sunday, Dec. 10, 2017

CHICAGO	6	6	7	14	33
CINCINNATI	7	0	0	0	7

FIRST QUARTER

Bears 11:00 Howard 21 yd. run (kick failed)
 Bengals 2:15 LaFell 14 yd. pass from Dalton
 (Bullock kick)

SECOND QUARTER

Bears 12:38 Nugent 34 yd. Field Goal
 Bears 1:46 Nugent 27 yd. Field Goal

THIRD QUARTER

Bears 4:54 Trubisky 4 yd. run (Nugent kick)

FOURTH QUARTER

Bears 14:52 Shaheen 1 yd. pass from Trubisky
 (Nugent kick)
 Bears 9:18 Howard 8 yd. run (Nugent kick)

	BEARS	BENGALS
First Downs.....	29	14
3rd Down	4-11	3-12
Total Net Yards	482	234
Off Plays	72	53
Avg Gain	6.7	4.4
Rushing Net.....	232	70
Passing Net	250	164
Penalties (Yds).....	10 (74)	7 (56)
Turnovers	0	2
Punts (Avg).....	3 (47.3)	5 (50.2)
TDs	4	1
FGs.....	2-2	0-0
TO Remain	2	1
Time of Poss.	38:09	21:51

PASSING LEADERS

BEARS- Trubisky 25-32, 271 yds, 1 TD, 0 INT.
BENGALS - Dalton 14-29, 141 yds, 1 TD, 1 INT.

RUSHING LEADERS

BEARS - Howard 23-147, 2 TD; Cohen 12-80; Trubisky 2-5, 1 TD; Burton 1-0.
BENGALS - Bernard 11-62; B. Hill 2-8.

RECEIVING LEADERS

BEARS - Wright 10-107; Bellamy 2-52; Shaheen 4-44, 1 TD; Sims 2-32; Cunningham 2-14; Bown 2-9; Howard 1-8; Cohen 2-5.
BENGALS - Bernard 6-68; Green 5-64; LaFell 3-24, 1 TD; Boyd 1-15; Erickson 1-9; Hewitt 1-6.

Delivering their most complete performance of the season, the Bears dominated on both sides of the ball in a 33-7 rout of the Bengals.

The Bears (4-9) held decisive advantages over the Bengals (5-8) in total yards (482-234), first downs (29-14) and time of possession (38:09-21:51) in recording their most lopsided win since a 51-20 victory over the Titans Nov. 4, 2012 in Tennessee.

QB Mitchell Trubisky played his best game as a pro in his home state, completing 25 of 32 passes for 271 yards with one touchdown, no turnovers and a 112.4 passer rating. He also scored his first NFL TD on a 4-yard run on a read-option play.

Jordan Howard rushed for 147 yards and two touchdowns on 23 carries, while Tarik Cohen added 80 yards on 12 attempts. Kendall Wright caught 10 passes for 147 yards and rookie Adam Shaheen had four receptions for 44 yards and one TD.

The injury-depleted Bears defense allowed the Bengals to advance inside the Chicago 25 on only one of 11 possessions. The unit was led by rookie safety Eddie Jackson, who recorded an interception and a second takeaway when he forced and recovered an A.J. Green fumble.

Among the defenders the Bears played without were Pernelle McPhee, Leonard Floyd, Eddie Goldman, Willie Young, Mitch Unrein, Jerrell Freeman, Adrian Amos and Quintin Demps.

The Bears scored a touchdown on their first possession of a game for the first time this season, taking a 6-0 lead on Howard's 21-yard run.

Mike Nugent missed the subsequent extra point attempt, hitting the right upright.

The Bengals took a 7-6 lead on Andy Dalton's 14-yard touchdown pass to Brandon LaFell with 2:15 left in the first quarter. The veteran receiver beat safety Deon Bush on a corner route.

The Bears followed by scoring the game's final 27 points, taking a 12-7 halftime lead on Nugent field goals of 34 and 27 yards.

Trubisky, who completed 17 of 23 passes for 170 yards in the first half, opened the second half with a 4-yard TD run, giving the Bears a 19-7 lead. The rookie quarterback connected on 4-of-4 passes for 57 yards on the nine-play, 57-yard drive.

Jackson then generated the game's only two takeaways on back-to-back possessions. First, the fourth-round pick intercepted a Dalton pass that deflected off Green. Jackson then ripped the ball out of Green's hands after a reception along the sideline and recovered the fumble.

The Bears converted both turnovers into fourth-quarter touchdowns on Trubisky's 1-yard pass to Shaheen and Howard's 8-yard run.

**2017 GAME RECAPS**

WEEK 15
Lions 20, Bears 10
 Ford Field (65,872)
 Saturday, Dec. 16, 2017

CHICAGO	0	3	0	7	10
DETROIT	3	10	7	0	20

FIRST QUARTER

Lions 11:58 Prater 48 yd. Field Goal

SECOND QUARTER

Lions 14:56 Prater 31 yd. Field Goal
 Lions 6:10 T. Jones 3 yd. pass from Stafford
 (Prater kick)
 Bears 0:02 Nugent 41 yd. Field Goal

THIRD QUARTERLions 9:48 Ebron 8 yd. pass from Stafford
(Prater kick)**FOURTH QUARTER**Bears 2:32 Cunningham 9 yd. pass from Trubisky
(Nugent kick)

	BEARS	LIONS
First Downs.....	22	18
3rd Down.....	5-12	6-13
Total Net Yards.....	349	293
Off Plays.....	63	57
Avg Gain.....	5.5	5.1
Rushing Net.....	43	91
Passing Net.....	306	202
Penalties (Yds).....	13 (97)	8 (58)
Turnovers.....	3	1
Punts (Avg).....	5 (45.0)	4 (45.5)
TDs.....	1	2
FGs.....	1-1	2-2
TO Remain.....	0	3
Time of Poss.....	30:55	29:05

PASSING LEADERS

BEARS - Trubisky 31-46, 314 yds, 1 TD, 3 INT.
LIONS - Stafford 25-33, 237 yds, 2 TD, 0 INT.

RUSHING LEADERS

BEARS - Howard 10-37; Trubisky 2-3; Burton 1-2;
 Cohen 2-1.
LIONS - Riddick 8-49; Green 10-35; Abdullah 1-8.

RECEIVING LEADERS

BEARS - Wright 7-81; Bellamy 5-70; Wheaton 2-42;
 Cunningham 4-33, 1 TD; Brown 3-32; Howard 4-26;
 Cohen 4-16; Sims 1-9; Inman 1-5.
LIONS - M. Jones 3-85; Ebron 5-33, 1 TD; Tate 3-33;
 Golladay 4-29; T. Jones 3-26; Abdullah 3-13; Riddick
 3-12; Agnew 1-6.

The Bears fell to the Lions, 20-10, at Ford Field in Week 15. The Bears fell behind 13-0 in the second quarter and 20-3 early in the second half in dropping to 4-10 on the season.

On Saturday, an offense that produced season highs with 33 points, 482 yards and 29 first downs last Sunday in Cincinnati struggled from the outset.

Quarterback Mitchell Trubisky passed for a career-high 314 yards and one touchdown, but also threw three interceptions—all in the second half—for the first time as a pro.

The Bears struggled on the ground, mustering just 43 yards on 15 carries after rushing for 222 yards on 30 attempts in their first meeting with the Lions Nov. 19 at Soldier Field.

The Bears constantly shot themselves in the foot, committing 13 penalties for 97 yards—both season highs. The costliest was a holding penalty on DeAndre Houston-Carson that erased Tarik Cohen's 90-yard kickoff return to the Detroit 14, costing the Bears 76 yards in field position.

Quarterback Matthew Stafford powered the Lions offense, completing 25 of 33 passes for 237 yards with two touchdowns, no interceptions and a 115.3 passer rating.

After Matt Prater's field goals of 48 yards on the game's opening possession and 31 yards on the first play of the second quarter gave the Lions a 6-0 lead, Stafford's 3-yard touchdown pass to T.J. Jones made it 13-0 with 6:10 left in the first half.

The TD came three plays after receiver Marvin Jones Jr. outleaped safety Eddie Jackson to haul in a 58-yard pass from Stafford at the Bears' 12 on third-and-18.

The Bears closed the gap to 13-3 on Mike Nugent's 41-yard field goal with :02 left in the half. The kick came :10 after Sam Acho stripped the ball from Theo Riddick on a 12-yard run and Jackson recovered at the Lions' 27.

The Bears offense continued to sputter in the second half. Trubisky's overthrown pass intended for Kendall Wright was intercepted by cornerback Darius Slay at the Chicago 41.

The Lions capitalized on the turnover as Stafford lofted an 8-yard TD pass to tight end Eric Ebron over Danny Trevathan, widening the margin to 20-3.

The Bears marched to the Detroit 5. But on third-and-goal, Trubisky's ill-advised pass into the back of the end zone intended for Dontrelle Inman was intercepted by Quandre Diggs.

Trubisky's 9-yard TD pass to Benny Cunningham drew the Bears to within 20-10 with 2:32 remaining, capping a 13-play, 92-yard drive. But the rookie quarterback was picked off by Slay again with :28 to play.



2017 GAME RECAPS



WEEK 16
Bears 20, Browns 3
 Soldier Field (58,796)
 Sunday, Dec. 24, 2017

CLEVELAND	0	3	0	0	3
CHICAGO	6	0	14	0	20

FIRST QUARTER

Bears 1:20 Howard 2 yd. run (kick blocked)

SECOND QUARTER

Browns 0:01 Gonzalez 48 yd. Field Goal

THIRD QUARTER

Bears 12:23 Howard 16 yd. run (Nugent kick)

Bears 3:27 Trubisky 4 yd. run (Nugent kick)

	BROWNS	BEARS
--	---------------	--------------

First Downs.....	12	16
3rd Down	4-13	7-16
Total Net Yards	253	258
Off Plays	57	59
Avg Gain	4.4	4.4
Rushing Net.....	75	97
Passing Net	178	161
Penalties (Yds).....	8 (60)	4 (25)
Turnovers.....	3	0
Punts (Avg).....	7 (47.7)	8 (45.1)
TDs	0	3
FGs.....	1-1	0-0
TO Remain	2	1
Time of Poss.....	26:46	33:14

PASSING LEADERS

BROWNS - Kizer 18-36, 182 yds, 0 TD, 2 INT.

BEARS - Trubisky 14-23, 193 yds, 0 TD, 0 INT.

RUSHING LEADERS

BROWNS - 12-44; Johnson 4-20; Kizer 3-8; Dayes 1-3.

BEARS - Howard 22-44, 2 TD; Trubisky 7-44, 1 TD; Cohen 2-9.

RECEIVING LEADERS

BROWNS - Johnson 7-81; Louis 1-35; Higgins 2-20; Gordon 2-19; Njoku 1-13; DeValve 3-12; Coleman 1-3; Crowell 1--3.

BEARS - Cunningham 2-62; Bellamy 3-49; Wright 4-27; Sims 1-24; Inman 2-19; Cohen 2-12.

Impressive performances by rookie quarterback Mitchell Trubisky and a stingy defense led the Bears to a decisive 20-3 win over the Cleveland Browns.

Trubisky completed 14 of 23 passes for 193 yards with no turnovers and an 87.8 passer rating and also rushed for 44 yards and one TD on seven carries.

The defense did not allow a touchdown for the fourth time this season and generated three takeaways, helping the Bears improve to 5-10 with one game remaining. The Browns fell to 0-15 and are in jeopardy of joining the 2008 Lions as the only 0-16 teams in NFL history.

The key point in Sunday's game came early in the second half. With the Bears leading 6-3, Trubisky's pass was intercepted by Browns defensive end Myles Garrett and returned 37 yards to the Chicago 5. But the play was nullified by an offside penalty on linebacker Carl Nassib.

The Bears capitalized on the break as Jordan Howard capped a four-play, 60-yard drive with a 16-yard touchdown run that increased their lead to 13-3 with 12:23 left in the third quarter.

After the Browns went three-and-out, Trubisky gave the Bears a 20-3 lead with a 4-yard TD run on a quarterback draw up the middle. The rookie, who completed 6 of 6 passes for 62 yards on the drive, was hit at the 1 but powered into the end zone.

The Bears defense then protected the lead by generating two takeaways. Trevathan stripped the ball from receiver Rashard Higgins at the Chicago 3 after a 17-yard reception and Prince Amukamara recovered the fumble in the end zone. Bryce Callahan later thwarted another drive by intercepting a DeShone Kizer pass with 4:11 left in the game.

The Bears defense was led by Kyle Fuller, who continued his resurgent season with another stellar outing. Fuller recorded one interception and six pass breakups while limiting Browns star receiver Josh Gordon to two catches for 19 yards on a game-high eight targets.

The Bears scored the game's first points on Howard's 2-yard touchdown run late in the first quarter but led only 6-0 because Mike Nugent's extra-point attempt was deflected by Nassib.

The Browns closed the gap to 6-3 on Zane Gonzalez's 48-yard field goal with :01 remaining in the half. The kick came one play after Kizer completed a 35-yard pass over the middle to receiver Ricardo Louis to the Bears' 30.

Trubisky showed his athleticism in the first half, rushing for 40 yards on six carries. The Bears finally beat a Cleveland blitz early in the third quarter as Benny Cunningham turned a screen pass into a 40-yard gain, setting up Howard's 16-yard TD run on the next play. On the Bears' next possession, Cunningham's 22-yard gain on another screen led to Trubisky's TD run.



CHICAGO BEARS GAME RELEASE

RESULTS, TEAM/INDIVIDUAL STATISTICS

Won 5, Lost 10

9/10/2017	L	17-23
9/17/2017	L	7-29
9/24/2017	W	23-17
9/28/2017	L	14-35
10/9/2017	L	17-20
10/15/2017	W	27-24
10/22/2017	W	17-3
10/29/2017	L	12-20
11/12/2017	L	16-23
11/19/2017	L	24-27
11/26/2017	L	3-31
12/3/2017	L	14-15
12/10/2017	W	33-7
12/16/2017	L	10-20
12/24/2017	W	20-3

Atlanta Falcons
at Tampa Bay Buccaneers
Pittsburgh Steelers
at Green Bay Packers
Minnesota Vikings
at Baltimore Ravens
Carolina Panthers
at New Orleans Saints
Green Bay Packers
Detroit Lions
at Philadelphia Eagles
San Francisco 49ers
at Cincinnati Bengals
at Detroit Lions
Cleveland Browns

Total First Downs

Rushing	91	77
Passing	137	171
Penalty	27	29
3rd Down: Made/Att	70/193	81/206
3rd Down Pct.	36.3%	39.3%
4th Down: Made/Att	7/16	6/11
4th Down Pct.	43.8%	54.5%

Possession Avg.

Total Net Yards	4398	4778
Avg. Per Game	293.2	316.5
Total Plays	881	936
Avg. Per Play	5.0	5.1

Net Yards Rushing

Avg. Per Game	1758	1562
Total Rushes	117.2	105.5
Avg. Per Rush	407	396

Net Yards Passing

Avg. Per Game	2640	3196
Sacked/Yards Lost	176.0	213.1
Gross Yards	38/267	40/268
Attempts/Completions	2907	3464

Completion Pct.

Completion Pct.	436/271	500/322
Had Intercepted	62.2%	64.4%

Punts/Average

Net Punting Avg.	80/46.6	66/47.5
Penalties/Yards	39.3	41.9
Fumbles/Ball Lost	105/827	106/807
Touchdowns	24/10	19/14

Touchdowns

Rushing	13	8
Passing	13	17
Returns	4	5

Score By Periods

Team	Q1	Q2	Q3	Q4	OT	Pts
Opponents	48	76	41	80	9	254
	57	117	51	72	0	297

Scoring

J.Howard	TD	Ru	Pa	Rt	PAT	FG	2Pt	Pts
C.Barth	9	9	0	0	0/0	0/0	0	54
T.Cohen	0	0	0	0	17/17	11/16	0	50
A.Shaheen	4	2	1	1	0/0	0/0	0	24
M.Nugent	3	0	3	0	0/0	0/0	0	18
M.Trubisky	0	0	0	0	6/8	3/3	0	15
E.Jackson	2	2	0	0	0/0	0/0	1	14
Z.Miller	2	0	0	2	0/0	0/0	0	12
B.Cunningham	2	0	2	0	0/0	0/0	0	12
D.Sims	2	0	2	0	0/0	0/0	0	12
K.Wright	1	0	1	0	0/0	0/0	0	6
A.Amos	1	0	1	0	0/0	0/0	0	6
D.Inman	1	0	1	0	0/0	0/0	0	6
J.Bellamy	1	0	1	0	0/0	0/0	0	6
D.Thompson	1	0	1	0	0/0	0/0	0	6
C.Santos	0	0	0	0	2/2	1/2	0	5
L.Floyd	0	0	0	0	0/0	0/0	0	2
Team	30	13	13	4	25/27	15/21	1	254
Opponents	30	8	17	5	28/29	29/31	1	297

2-Pt. Conversions: Team 1/2, Opponents: 1/1

Sacks: A.Hicks 8.5, L.Floyd 4.5, L.Houston 4.0, P.McPhee 4.0, M.Unrein 2.5, S.Acho 2.0, N.Kwiatkoski 2.0, D.Trevathan 2.0, W.Young 2.0, C.Jones 2.0, E.Goldman 1.5, B.Callahan 1.0, C.LeBlanc 1.0, H.Jones 1.0, R.Robertson-Harris 1.0, J.Bullard 1.0
 Team: 40.0, Opponents: 38.0

Rushing	No.	Yds	Avg	Long	TD
J.Howard	267	1113	4.2	53	9
T.Cohen	84	357	4.3	46	2
M.Trubisky	40	246	6.2	46	2
B.Cunningham	9	29	3.2	12	0
M.Burton	3	9	3.0	7	0
M.Glennon	4	4	1.0	2	0
Team	407	1758	4.3	53	13
Opponents	396	1582	4.0	58t	8

Receiving	No.	Yds	Avg	Long	TD
K.Wright	54	585	10.8	22	1
T.Cohen	47	339	7.2	70	1
J.Bellamy	23	346	15.0	46t	1
J.Howard	22	120	5.5	12	0
Z.Miller	20	236	11.8	29	2
B.Cunningham	19	234	12.3	40	2
D.Inman	18	240	13.3	26	1
D.Sims	15	180	12.0	27	1
D.Brown	13	129	9.9	17	0
A.Shaheen	12	127	10.6	31	3
D.Thompson	11	125	11.4	20	1
T.McBride	8	144	18.0	45	0
M.Wheaton	3	51	17.0	22	0
T.Gentry	3	35	11.7	15	0
K.White	2	6	3.0	6	0
M.Burton	1	8	8.0	8	0
H.Grasu	0	2	0	2	0
Team	271	2907	10.7	70	13
Opponents	322	3464	10.8	88t	17

Interceptions	No.	Yds	Avg	Long	TD
E.Jackson	2	82	41.0	76t	1
B.Callahan	2	73	36.5	52	0
K.Fuller	2	0	0.0	0	0
A.Amos	1	90	90.0	90t	1
D.Trevathan	1	8	8.0	8	0
Team	8	253	31.6	90t	2
Opponents	12	180	15.0	59	1

Punting	No	Yds	Avg	Net	TB	In	Lg	B
P.O'Donnell	80	3724	46.6	39.3	6	27	69	0
Team	80	3724	46.6	39.3	6	27	69	0
Opponents	66	3133	47.5	41.9	5	25	67	0

Punt Returns	Ret	FC	Yds	Avg	Long	TD
T.Cohen	28	12	259	9.3	61t	1
E.Jackson	2	1	6	3.0	7	0
Team	30	13	265	8.8	61t	1
Opponents	42	15	461	11.0	77t	1

Kickoff Returns	No.	Yds	Avg	Long	TD
T.Cohen	23	516	22.4	46	0
D.Thompson	11	229	20.8	29	0
B.Cunningham	7	147	21.0	28	0
R.Robertson-Harris	1	7	7.0	7	0
S.Acho	1	3	3.0	3	0
Team	43	902	21.0	46	0
Opponents	31	675	21.8	96t	1

Field Goals	1-19	20-29	30-39	40-49	50+
C.Barth	1/1	4/4	0/0	5/9	1/2
M.Nugent	0/0	1/1	1/1	1/1	0/0
C.Santos	0/0	0/0	1/1	0/0	0/1
Team	1/1	5/5	2/2	6/10	1/3
Opponents	0/0	9/9	8/10	8/8	4/4

Fumbles Lost: M.Glennon 3, M.Trubisky 3, T.Cohen 2, B.Cunningham 1, Jo.Howard 1 Total: 10
 Opponent Fumble Recoveries: E.Jackson 3, A.Hicks 2, C.Jones 1, E.Goldman 1, A.Amos 1, T.McBride 1, L.Floyd 1, I.Irving 1, S.McManis 1, P.Amukamara 1, D.Trevathan 1 Total: 14

Passing	Att	Cmp	Yds	Cmp%	Yds/Att	TD	TD%	Int	Int%	Long	Sack	Lost	Rating
M.Trubisky	294	176	2015	59.9%	6.9	7	2.4%	7	2.4%	70	30/	189	78.5
M.Glennon	140	93	833	66.4%	6.0	4	2.9%	5	3.6%	29	8/	78	76.8
P.O'Donnell	1	1	38	100.0%	38.0	1	100.0%	0	0.0%	38t	0/	0	158.3
T.Cohen	1	1	21	100.0%	21.0	1	100.0%	0	0.0%	21t	0/	0	158.3
Team	436	271	2907	62.2%	6.7	13	3.0%	12	2.8%	70	38/	267	80.1



STATISTICS

CHICAGO BEARS 2017 GAME-BY-GAME PARTICIPATION

	Regular Season				ATL	@TB	PIT	@GB	MIN	@BAL	CAR	@NO	GB	DET	@PHI	SF	@CIN	@DET	CLE	@MIN	Consecutive	
	GP	GS	NP	INA																		9/10
93 Acho, Sam	15	11	0	0																	46	8
38 Amos, Adrian	12	9	0	3																	1	1
20 Anukamara, Prince	13	11	0	2																	13	11
58 Anderson, Jonathan	11	0	0	0																	1	0
11 Bellamy, Joshua	14	6	0	1																	4	1
84 Braunecker, Ben	7	0	0	0																	7	0
85 Brown, Daniel	13	1	0	2																	11	1
74 Bullard, Jonathan	15	3	0	0																	19	3
46 Burton, Michael	15	3	0	0																	15	0
28 Bush, Deon	12	0	0	3																	3	0
37 Callahan, Bryce	11	5	0	4																	3	0
29 Cohen, Tarik	15	4	0	0																	15	0
79 Compton, Tom	10	4	1	4																	0	0
41 Cooper, Sr, Marcus	14	4	0	1																	10	0
69 Coward, Rashaad	1	0	0	2																	0	0
30 Cunningham, Benny	13	0	0	2																	8	0
49 DePaola, Andrew	15	0	0	0																	63	0
23 Fuller, Kyle	15	15	0	0																	15	15
8 Glannon, Mike	4	4	11	0																	0	0
91 Goldman, Eddie	14	14	0	1																	2	2
55 Grasu, Hroniss	5	3	4	6																	2	1
60 Greene, Brandon	0	0	1	0																	0	0
32 Hall, Deiondre'	2	0	0	2																	0	0
96 Hicks, Akem	15	15	0	0																	35	31
99 Houston, Lamarr	9	0	0	0																	4	0
36 Houston-Carson, DeAndre	10	0	0	3																	15	0
24 Howard, Jordan	15	15	0	0																	30	28
17 Inman, Dontrelle	7	6	0	1																	7	3
39 Jackson, Eddie	15	15	0	0																	15	15
73 Jenkins, John	7	1	0	8																	5	0
52 Jones, Christian	15	11	0	0																	33	1
57 Jones, Howard	4	0	0	0																	0	0
44 Kwiatkowski, Nick	10	5	1	4																	8	2
22 LaBlanc, Cre'Von	14	1	1	0																	0	0
63 Lae, Cameron	1	0	0	2																	1	0
72 Leno Jr., Charles	15	15	0	0																	47	44
70 Massie, Bobby	15	15	0	0																	21	21
27 McManis, Sherrick	12	0	0	3																	6	0
33 Mizell, Taquan	3	0	2	10																	0	0
11 Nugent, Mike	7	0	0	0																	3	0
10 O'Donnell, Patrick	15	0	0	0																	43	0
95 Robertson-Harris, Roy	12	0	0	3																	4	0
6 Sanchez, Mark	0	0	0	15																	0	0
87 Shaheen, Adam	13	7	0	2																	0	0
88 Sims, Dion	13	13	0	2																	5	5
71 Sitton, Josh	13	13	0	2																	0	0
79 Sowell, Bradley	15	1	0	0																	15	1
53 Timu, John	10	2	0	3																	7	0
59 Travenath, Danny	11	11	0	3																	4	4
10 Trubisky, Mitchell	11	11	4	0																	11	11
12 Wineham, Markus	10	0	0	5																	7	0
65 Whitehair, Cody	15	15	0	0																	31	31
13 Wright, Kendall	15	4	0	0																	15	0

CAPS = starter / sub = reserve / x = inactive / dnp = did not play / 3TE = third tight end / NB = nickle back / 3S = third safety / ps = practice squad / nwt = not with team / sus = suspended/ exp = roster expiration

4 Barth, Connor	10	0	0	0																	0	0
21 Damps, Quintn	3	3	0	1																	0	0
54 Floyd, Leonard	10	10	0	0																	0	0
50 Freeman, Jamell	1	1	0	0																	0	0
19 Gentry, Tanner	4	3	0	0																	0	0
47 Irving, Isaiah	7	0	0	0																	0	0
64 Kusch, Eric	0	0	0	0																	0	0
75 Long, Kyle	10	9	0	2																	0	0
18 McBride III, Tre	8	3	0	1																	0	0
92 McPhee, Pernell	13	5	0	1																	0	0
86 Miller, Zach	8	6	0	0																	0	0
81 Meredith, Cameron	0	0	0	0																	0	0
67 Morgan, Jordan	0	0	0	0																	0	0
43 Ptasinski, Chris	3	3	0	0																	0	0
2 Santos, Cairo	5	0	0	0																	0	0
48 Scales, Patrick	0	0	0	0																	0	0
14 Thompson, Deonte	5	3	0	0																	0	0
98 Uremin, Mitch	12	8	0	0																	0	0
11 White, Kevin	1	1	0	0																	0	0
97 Young, Willie	4	2	0	1																	0	0



CHICAGO BEARS GAME RELEASE

STATISTICS

CHICAGO BEARS 2017 GAME-BY-GAME OFFENSIVE STATS

	ATL	@ TB	PIT	@ GB	MIN	@ BAL	CAR	@ NO	GB	DET	@ PHI	SF	@ CIN	@ DET	CLE	@ MIN	Season
	9/10	9/17	9/24	9/28	10/9	10/15	10/22	10/29	11/12	11/19	11/26	12/3	12/10	12/16	12/24	12/31	Totals
First Downs	20	19	18	20	16	18	5	17	14	25	8	8	29	22	16		255
Rushing	6	1	13	7	5	10	3	6	1	12	1	2	13	4	7		91
Passing	11	16	4	11	7	5	2	9	12	11	6	6	14	16	7		137
Penalty	3	2	1	2	4	3	0	2	1	2	1	0	2	2	2		27
Third Downs	13	14	12	12	12	17	11	17	14	9	13	10	11	12	16		193
Converted	5	7	4	5	3	5	2	8	4	3	3	5	4	5	7		70
Efficiency	38.5%	50.0%	33.3%	41.7%	25.0%	29.4%	18.2%	47.1%	28.6%	33.3%	23.1%	50.0%	36.4%	41.7%	43.8%		36.3%
Fourth Downs	2	2	0	2	1	0	0	1	0	1	2	0	2	1	1		15
Converted	1	0	0	2	1	0	0	0	0	1	0	0	1	0	1		7
Efficiency	50.0%	0.0%	0.0%	100.0%	100.0%	0.0%	0.0%	0.0%	100.0%	0.0%	0.0%	50.0%	0.0%	100.0%			46.7%
Total Net Yards	301	310	306	308	274	342	153	307	323	398	140	147	482	349	258		4,398
Plays	63	62	62	64	56	75	37	65	57	61	49	36	72	63	59		881
Avg. Per Play	4.8	5.0	4.9	4.8	4.9	4.6	4.1	4.7	5.7	6.5	2.9	4.1	6.7	5.5	4.4		5.0
Net Yards Rushing	125	20	222	103	115	231	68	157	55	222	6	62	232	43	97		1,758
Attempts	19	16	38	30	29	54	26	31	17	30	14	19	38	15	31		407
Avg. Per Rush	6.6	1.3	5.8	3.4	4.0	4.3	2.6	5.1	3.2	7.4	0.4	3.3	6.1	2.9	3.1		4.3
Touchdowns	1	0	2	1	0	0	0	0	0	2	0	0	3	0	3		13
Net Yards Passing	176	290	84	205	159	111	85	150	268	176	134	85	250	306	161		4,3
Sacked	4	1	2	1	1	4	4	2	5	1	2	2	2	2	5		38
Yards Lost	37	11	17	13	7	23	22	14	29	3	13	17	21	8	32		267
Gross Yards	213	301	101	218	166	134	107	164	297	179	147	102	271	314	193		2,907
Attempts	40	45	22	33	26	17	7	32	35	30	13	15	32	46	23		436
Completions	26	31	15	21	13	9	4	14	21	18	17	12	25	31	14		271
Completion Pct.	65.0%	68.9%	68.2%	63.6%	50.0%	52.9%	57.1%	43.8%	60.0%	60.0%	51.5%	80.0%	78.1%	67.4%	60.9%		62.2%
Yards Per Attempt	5.3	6.7	4.6	6.6	6.4	7.9	15.3	5.1	8.5	6.0	4.5	6.8	8.5	6.8	8.4		6.7
Touchdowns	1	1	1	1	2	2	0	0	1	1	0	1	1	1	0		13
Interceptions	0	2	1	2	1	0	0	1	0	0	2	0	0	3	0		12
Touchdowns	2	1	3	2	2	3	2	1	1	3	0	2	4	1	3		30
Rushing	1	0	2	1	0	0	0	1	0	2	0	0	3	0	3		13
Passing	1	1	1	1	2	2	0	0	1	1	0	1	1	1	0		13
Returns	0	0	0	0	0	1	2	0	0	0	0	1	0	0	0		4
Penalties	4	8	10	8	8	5	5	4	8	5	9	4	10	13	4		105
Yards Lost	40	59	73	62	55	44	40	31	78	64	56	29	74	97	25		827
Fumbles	2	2	5	2	1	4	0	0	1	1	2	2	0	1	1		24
Fumbles Lost	0	2	1	2	1	2	0	0	1	1	0	0	0	0	0		10
Punts	5	3	6	3	7	9	6	5	5	4	6	5	3	5	8		80
Gross Avg.	48.8	56.0	44.5	49.0	43.9	46.7	49.3	54.0	48.2	46.5	41.8	39.8	47.3	45.0	45.1		46.6
FGs Attempted	1	0	2	1	0	2	2	3	3	2	2	0	2	1	0		21
FGs Made	1	0	1	0	0	2	1	2	3	1	1	0	2	1	0		15
PATs Made-Att.	2-2	1-1	2-2	2-2	2-2	3-3	2-2	0-1	1-1	3-3	0-0	2-2	3-4	1-1	2-3		26-29
Kicking M-A	2-2	1-1	2-2	2-2	1-1	3-3	2-2	0-0	1-1	3-3	0-0	2-2	3-4	1-1	2-3		25-27
2-pt Rushing M-A	0-0	0-0	0-0	0-0	1-1	0-0	0-0	0-0	0-0	0-0	0-0	0-0	0-0	0-0	0-0		1-1
2-pt Passing M-A	0-0	0-0	0-0	0-0	0-0	0-0	0-0	0-1	0-0	0-0	0-0	0-0	0-0	0-0	0-0		0-1
Kickoffs-EZ-TB	4-3-3	2-2-2	3-3-2	3-3-3	3-3-1	5-3-0	4-3-2	4-3-2	4-2-2	5-1-0	2-2-2	3-3-2	7-3-2	3-1-0	4-2-2		56-37-25
Safeties	0	0	0	0	1	0	0	0	0	0	0	0	0	0	0		1
Points Scored	17	7	23	14	17	27	17	12	16	24	3	14	33	10	20		254
Time of Possession	29:26	26:49	33:59*	31:51	28:36	36:45*	21:25	28:37	26:07	29:24	22:52	21:13	38:09	30:55	33:14		28:59
	ATL	@ TB	PIT	@ GB	MIN	@ BAL	CAR	@ NO	GB	DET	@ PHI	SF	@ CIN	@ DET	CLE	@ MIN	
	9/10	9/17	9/24	9/28	10/9	10/15	10/22	10/29	11/12	11/19	11/26	12/3	12/10	12/16	12/24	12/31	

* Overtime



STATISTICS

OPPONENT 2017 GAME-BY-GAME OFFENSIVE STATS

	ATL 9/10	@ TB 9/17	PIT 9/24	@ GB 9/28	MIN 10/9	@ BAL 10/15	CAR 10/22	@ NO 10/29	GB 11/12	DET 11/19	@ PHI 11/26	SF 12/3	@ CIN 12/10	@ DET 12/16	CLE 12/24	@ MIN 12/31	Season Totals
First Downs	18	22	19	17	17	16	20	19	18	20	24	23	14	18	12		#DIV/0!
Rushing	4	6	6	5	5	5	7	7	6	4	8	6	3	1	4		77
Passing	12	13	11	9	10	9	12	11	10	14	14	16	9	13	8		171
Penalty	2	3	2	3	2	2	1	1	2	2	2	1	2	4	0		29
Third Downs	11	15	11	14	15	18	15	22	16	10	17	18	12	13	13		220
Converted	5	8	4	7	6	3	6	9	7	3	7	10	3	6	4		88
Efficiency	45.5%	53.3%	36.4%	50.0%	40.0%	16.7%	40.0%	40.9%	43.8%	30.0%	41.2%	55.6%	25.0%	46.2%	30.8%		40.0%
Fourth Downs	0	0	0	1	0	1	1	0	1	0	4	0	2	0	1		11
Converted	0	0	0	1	0	1	0	0	1	0	3	0	0	0	0		6
Efficiency	0.0%	0.0%	0.0%	100.0%	0.0%	100.0%	0.0%	0.0%	100.0%	0.0%	75.0%	0.0%	0.0%	0.0%	0.0%		54.5%
Total Net Yards	372	311	282	260	300	291	293	387	342	352	420	388	234	293	253		4,778
Plays	55	67	59	53	67	70	69	60	65	58	73	73	53	57	57		936
Avg. Per Play	6.8	4.6	4.8	4.9	4.5	4.2	4.2	6.5	5.3	6.1	5.8	5.3	4.4	5.1	4.4		5.1
Net Yards Rushing	64	117	70	91	159	125	108	101	160	65	176	110	70	91	75		1,562
Attempts	23	34	17	24	31	26	30	37	24	33	34	13	20	20			396
Avg. Per Rush	2.8	3.4	4.1	3.8	5.1	4.8	3.6	3.4	4.3	2.7	5.3	3.2	5.4	4.6	3.8		4.0
Touchdowns	1	1	1	1	1	0	0	2	1	0	0	0	0	0	0		8
Net Yards Passing	308	194	212	169	141	166	185	286	182	287	244	278	164	202	178		3,196
Sacked	2	2	3	2	4	3	5	2	3	3	1	2	3	4	1		40
Yards Lost	13	10	23	10	35	14	26	13	30	12	4	15	24	35	4		268
Gross Yards	321	204	235	179	176	180	211	299	212	299	248	293	188	237	182		3,464
Attempts	30	31	39	27	32	41	34	28	25	31	39	37	37	33	36		500
Completions	21	18	22	19	22	24	21	23	18	21	26	26	18	25	18		322
Completion Pct.	70.0%	58.1%	56.4%	70.4%	68.8%	58.5%	61.8%	82.1%	72.0%	67.7%	66.7%	70.3%	48.6%	75.8%	50.0%		64.4%
Yards Per Attempt	10.7	6.6	6.0	6.6	5.5	4.4	6.2	10.7	8.5	9.6	6.4	7.9	5.1	7.2	5.1		6.9
Touchdowns	1	1	1	4	1	0	0	0	1	2	3	0	1	2	0		17
Interceptions	0	0	0	0	0	2	2	0	0	0	0	1	1	0	2		8
Touchdowns	2	3	2	5	2	2	0	2	2	3	4	0	1	2	0		30
Rushing	1	1	1	1	1	0	0	2	1	0	0	0	0	0	0		8
Passing	1	1	1	4	1	0	0	0	1	2	3	0	1	2	0		17
Returns	0	1	0	0	0	2	0	0	0	1	1	0	0	0	0		5
Penalties	8	4	6	7	9	8	4	7	5	6	11	8	7	8	8		106
Yards Lost	73	34	40	55	69	69	35	51	35	49	70	53	56	58	60		807
Fumbles	0	1	2	0	1	1	1	2	0	2	4	1	1	1	2		19
Fumbles Lost	0	1	2	0	0	1	1	2	0	1	3	0	1	1	1		14
Punts	3	3	5	5	6	7	5	4	4	4	2	2	5	4	7		66
Gross Avg.	59.3	48.7	40.6	47.6	43.0	55.0	52.6	51.0	40.0	43.0	43.5	36.0	50.2	45.5	47.7		47.5
FGs Attempted	3	3	2	0	2	3	1	2	4	2	1	5	0	3	1		32
FGs Made	3	3	1	0	2	3	1	2	3	2	1	5	0	2	1		29
PATs Made-Att.	2-2	2-3	2-2	5-5	2-2	2-2	0-0	2-2	2-2	3-3	4-4	0-0	1-1	2-2	0-0		29-30
Kicking M-A	2-2	2-3	2-2	5-5	2-2	1-1	0-0	2-2	2-2	3-3	4-4	0-0	1-1	2-2	0-0		28-29
2-pt Rushing M-A	0-0	0-0	0-0	0-0	0-0	0-0	0-0	0-0	0-0	0-0	0-0	0-0	0-0	0-0	0-0		0-0
2-pt Passing M-A	0-0	0-0	0-0	0-0	0-0	1-1	0-0	0-0	0-0	0-0	0-0	0-0	0-0	0-0	0-0		1-1
Kickoffs-EZ-TB	6-4-3	6-5-4	5-4-2	6-5-4	6-2-2	7-3-2	2-2-2	5-5-4	6-3-0	6-5-1	6-1-1	6-5-5	2-0-0	5-4-2	2-0-0		75-48-32
Safeties	0	0	0	0	0	0	0	0	0	0	0	0	0	0	0		0
Points Scored	23	29	17	35	20	24	3	20	23	27	31	15	7	20	3		297
Time of Possession	30:34	33:11	27:34*	28:09	31:24	31:09*	38:35	31:23	33:53	30:36	37:08	38:47	21:51	29:05	26:46		31:01
	ATL 9/10	@ TB 9/17	PIT 9/24	@ GB 9/28	MIN 10/9	@ BAL 10/15	CAR 10/22	@ NO 10/29	GB 11/12	DET 11/19	@ PHI 11/26	SF 12/3	@ CIN 12/10	@ DET 12/16	CLE 12/24	@ MIN 12/31	

* - Overtime

**STATISTICS****CHICAGO BEARS 2017 INDIVIDUAL GAME-HIGHS**

BEARS				OPPONENTS				
Date	Opponent	Player	No	PASSING	No	Player	Opponent	Date
12/16/17	at DET	Trubisky	46	Attempts	41	Flacco	at BAL	10/15/17
12/16/17	at DET	Last: Trubisky	31	Completions	26	Garoppolo	SF	12/3/17
12/16/17	at DET	Trubisky	314	Yards	321	Ryan	ATL	9/10/17
10/22/17	at CIN	Trubisky	70	Long	88t	Ryan	ATL	9/10/17
12/24/17	CLE	Trubisky	2	TDs	4	Rodgers	at GB	9/28/17
12/16/17	at DET	Last: Trubisky	3	INTs	2	Last: Kizer	CLE	12/24/17
Date	Opponent	Player	No	RECEIVING	No	Player	Opponent	Date
12/10/17	at CIN	Wright	10	Receptions	10	Last: Ertz	at PHI	11/26/17
12/10/17	at CIN	Wright	107	Yards	128	Hooper	ATL	9/10/17
10/22/17	CAR	Cohen	70	Long	88t	Hooper	ATL	9/10/17
12/16/17	at DET	Last: Cunningham	1	TDs	2	Nelson	at GB	9/28/17
Date	Opponent	Player	No	RUSHING	No	Player	Opponent	Date
10/15/17	at BAL	Howard	36	Rushes	20	Williams	GB	11/12/17
10/15/17	at BAL	Howard	167	Yards	97	Blount	at PHI	11/26/17
10/15/17	at BAL	Howard	53	Long	58t	McKinnon	MIN	10/9/17
12/24/17	CLE	Last: Howard	2	TDs	1	Last: Montgomery	GB	11/12/17
Date	Opponent	Player	No	TACKLES	No	Player	Opponent	Date
12/3/17	SF	Last: Jones	13	Total Tackles	12	Judon	at BAL	10/15/17
12/3/17	SF	Jones, Trevathan	10	Solos	12	Judon	at BAL	10/15/17
9/28/17	at GB	Trevathan	7	Assists	5	Fejedelem	at CIN	12/10/17
12/16/17	at DET	Last: Houston	2.0	Sacks	3.0	Perry	GB	11/12/17
10/9/17	MIN	Floyd	4	TFLs	4	Judon	at BAL	10/15/17
Date	Opponent	Player	No	INTERCEPTIONS	No	Player	Opponent	Date
12/24/17	CLE	Last: Callahan, Fuller	1	INTs	2	Slay	at DET	12/16/17
10/15/17	at BAL	Amos	90t	Long Return	59	Graham	at PHI	11/26/17
10/22/17	CAR	Last: Jackson	1	TDs	1	McClain	at TB	9/17/17
Date	Opponent	Player	No	PUNT RETURNS	No	Player	Opponent	Date
10/9/17	MIN	Cohen	4	Returns	5	Campanaro	at BAL	10/15/17
12/3/17	SF	Cohen	68	Yards	132	Campanaro	at BAL	10/15/17
12/3/17	SF	Cohen	61t	Long	77t	Campanaro	at BAL	10/15/17
12/3/17	SF	Cohen	1	TDs	1	Campanaro	at BAL	10/15/17
Date	Opponent	Player	No	KICKOFF RETURNS	No	Player	Opponent	Date
11/19/17	DET	Cohen	5	Returns	5	Last: Erickson	at CIN	12/10/17
11/19/17	DET	Cohen	120	Yards	191	Rainey	at BAL	10/15/17
10/29/17	at NO	Cohen	46	Long	96t	Rainey	at BAL	10/15/17
				TDs	1	Rainey	at BAL	10/15/17
Date	Opponent	Player	No	FIELD GOALS	No	Player	Opponent	Date
11/12/17	GB	Last: Barth	3	Attempts	5	Gould	SF	12/3/17
11/12/17	GB	Barth	3	Made	5	Gould	SF	12/3/17
9/10/17	ATL	Barth	54	Long	52	Prater	DET	11/19/17
Date	Opponent	Player	No	PUNTS	No	Player	Opponent	Date
10/15/17	at BAL	O'Donnell	9	Punts	7	Last: Colquitt	CLE	12/24/17
10/15/17	at BAL	O'Donnell	420	Yards	385	Koch	at BAL	10/15/17
9/17/17	at TB	O'Donnell	56.0	Average	59.3	Bosher	ATL	9/10/17
9/10/17	ATL	O'Donnell	69	Long	67	Koch	at BAL	10/15/17
12/3/17	SF	Last: O'Donnell	3	In-20	3	Last: Colquitt	CLE	12/24/17
10/9/17	MIN	O'Donnell	2	Touchbacks	1	Last: Colquitt	CLE	12/24/17



STATISTICS

2017 CHICAGO BEARS DEFENSE / SPECIAL TEAMS STATS

SEASONS STATS (Based on press box stats)

Please note: INTs also count as PBU's

Sacks count as TFLs unless a strip-sack; Sacks also count as a QBP

Full sacks and TFLs count as solo tackles; Assisted sacks and TFLs count as assisted tackles

DEFENSIVE STATS										
Player	TT	ST	AT	TFL	QBP	S - YL	INT - YR	PBU	FF	FR - YR
Christian Jones	83	56	27	4	3	2 - 11	0 - 0	2	1	1 - 0
Danny Trevathan	83	56	27	4	4	2 - 14	1 - 8	5	1	1 - 0
Kyle Fuller	66	58	8	2	0	0 - 0	2 - 0	22	0	0 - 0
Eddie Jackson	59	48	11	1	0	0 - 0	2 - 82	6	1	3 - 75
Adrian Amos	56	53	3	4	0	0 - 0	1 - 90	3	2	1 - 4
Akiem Hicks	51	39	12	15	18	8.5 - 57	0 - 0	0	0	2 - 1
Prince Amukamara	42	40	2	0	0	0 - 0	0 - 0	7	0	1 - 0
Eddie Goldman	41	26	13	3	5	1.5 - 5.5	0 - 0	0	0	0 - 0
Sam Acho	38	26	12	1	14	2 - 18	0 - 0	0	1	0 - 0
Nick Kwiatkoski	37	30	7	2	3	2 - 16	0 - 0	2	1	0 - 0
Leonard Floyd	34	24	10	8	12	4.5 - 31	0 - 0	2	0	1 - 21
Mitch Unrein	32	25	7	4	5	2.5 - 6.5	0 - 0	0	0	0 - 0
Bryce Callahan	23	18	5	1	1	1 - 12	2 - 73	5	1	0 - 0
Jonathan Bullard	22	18	4	2	2	1 - 4	0 - 0	1	1	0 - 0
Pernell McPhee	21	20	1	5	11	4 - 20	0 - 0	2	1	0 - 0
Cre'Von LeBlanc	15	12	3	1	1	1 - 10	0 - 0	3	0	0 - 0
Marcus Cooper	15	15	0	0	0	0 - 0	0 - 0	3	0	0 - 0
John Timu	13	10	3	2	0	0 - 0	0 - 0	1	0	0 - 0
Quintin Demps	12	11	1	0	0	0 - 0	0 - 0	0	0	0 - 0
Jerrrell Freeman	10	7	3	1	0	0 - 0	0 - 0	0	0	0 - 0
Chirs Pronski	8	5	3	0	0	0 - 0	0 - 0	0	0	0 - 0
Lamar Houston	8	7	1	4	7	4 - 36	0 - 0	0	0	0 - 0
Willie Young	7	4	3	2	4	2 - 13	0 - 0	0	0	0 - 0
Roy Robertson-Harris	7	4	3	1	2	1 - 5	0 - 0	1	0	0 - 0
John Jenkins	7	4	3	0	0	0 - 0	0 - 0	0	0	0 - 0
Jonathan Anderson	4	3	1	0	0	0 - 0	0 - 0	0	0	0 - 0
Howard Jones	3	2	1	1	1	1 - 9	0 - 0	0	0	0 - 0
Deon Bush	3	1	2	0	0	0 - 0	0 - 0	0	0	0 - 0
Isaiah Irving	2	2	0	0	0	0 - 0	0 - 0	0	0	0 - 0
Rashaad Coward	0	0	0	0	1	0 - 0	0 - 0	0	0	0 - 0
Team Totals	802	624	176	68	94	40 - 268	8 - 253	65	10	10 - 101

Defensive Stats Key: TT (total tackles), ST (solo tackles), AT (assisted tackles), TFL (tackles for loss),

QBP (QB Pressure), S-YL (sacks-yards lost), INT-YR (interceptions-yards returned),

PBU (pass break-ups), FF (forced fumbles), FR-YR (fumble recoveries-yards returned),

BK (blocked kick/punt)

QUARTERBACK SACKS (40)
Hicks - 8.5; Floyd - 4.5; Houston - 4.0; McPhee - 4.0; Unrein - 2.5; Acho - 2.0; C.Jones - 2.0; Kwiatkoski - 2.0; Trevathan - 2.0; Young - 2.0; Goldman - 1.5; Bullard - 1.0; Callahan - 1.0; H.Jones - 1.0; LeBlanc - 1.0; Robertson-Harris - 1.0.

OPPONENT FUMBLE RECOVERIES (14)
Jackson - 3; Hicks - 2; Amos - 1; Amukamara - 1; Floyd - 1; Goldman - 1; Irving - 1; Jones - 1; McBride - 1; McManis - 1; Trevathan - 1.

INTERCEPTIONS (8)
Callahan - 2; Fuller - 2; Jackson - 2; Amos - 1; Trevathan - 1.

SPECIAL TEAMS						
Player	TT	ST	AT	BK	FF	FR
Benny Cunningham	11	9	2	0	0	0
Sherrick McManis	11	7	4	1	0	1
DeAndre Houston-Carson	10	9	1	0	1	0
Jonathan Anderson	5	5	0	0	0	0
Sam Acho	5	2	3	0	0	0
Ben Braunecker	4	3	1	0	0	0
Christian Jones	4	2	2	0	0	0
Isaiah Irving	3	3	0	0	0	0
Marcus Cooper	3	2	1	0	0	0
Deon Bush	3	3	0	0	0	0
Josh Bellamy	2	2	0	0	0	0
Cre'von LeBlanc	2	2	0	0	0	0
Adrian Amos	2	2	0	0	0	0
Eddie Jackson	2	2	0	0	0	0
Pat O'Donnell	2	2	0	0	0	0
John Timu	2	1	1	0	0	0
Michael Burton	1	0	1	0	0	0
Tarik Cohen	1	1	0	0	0	0
Kyle Fuller	1	1	0	0	0	0
Nick Kwiatkoski	1	1	0	0	0	0
Roy Robertson-Harris	1	1	0	0	0	0
Andrew DePaola	1	1	0	0	0	0
Team Totals	77	61	16	1	1	1

DEFENSIVE / SPECIAL TEAMS SCORING PLAYS (5)
Floyd: Safety (10/9 vs. MIN); Amos: 90 yd. INT TD (10/15 at BAL); Jackson: 76 yd. INT TD (10/22 vs. CAR); Jackson: 75 yd. Fumble recovery TD (10/22 vs. CAR); Cohen: 61 yd. punt return TD (12/3 vs. SF).

Special Teams Stats Key: TT (total tackles), ST (solo tackles), AT (assisted tackles), BK (blocked kicks), FF (forced fumbles), FR (fumble recoveries)



STATISTICS

CHICAGO BEARS 2017 WEEK-BY-WEEK LEADERS

DATE	OPPONENT	Scoring	Rushing Yards	Receptions	Receiving Yards	Tackles
9/10	vs ATL	Cohen, Howard - 6	Cohen - 66	Cohen - 8	Cohen - 47	Freeman - 10
9/17	@ TB	Thompson - 6	Cohen - 13	Cohen - 8	Wright - 69	Jackson - 8
9/24	vs PIT	Howard - 12	Howard - 140	Howard - 5	Howard - 26	Trevathan - 10
9/28	@ GB	Howard, Wright - 6	Howard - 53	Thompson - 5	Wright - 51	Trevathan - 13
10/9	vs MIN	Cunningham, Miller - 6	Howard - 76	Wright - 4	Wright - 46	Jones - 9
10/15	@ BAL	Barth - 9	Howard - 167	Sims, Wight, Miller - 2	Sims - 42	Amos - 8
10/22	vs CAR	Jackson - 12	Howard - 65	Miller - 2	Cohen - 70	Jones - 11
10/29	@ NO	Barth, Cohen - 6	Howard - 102	McBride, Howard, Sims - 3	McBride - 92	Trevathan - 13
11/12	vs GB	Barth - 10	Howard - 54	Inman - 6	Inman - 88	Kwiatkoski - 10
11/19	vs DET	Barth, Cohen, Howard, Shaheen - 6	Howard - 125	Cohen, Shaheen - 4	Inman - 43	Jones - 8
11/26	@ PHI	Santos - 3	Trubisky - 12	Inman - 4	Inman - 64	LeBlanc - 7
12/3	vs SF	Cohen, Inman - 6	Howard - 38	Cohen - 4	Cohen - 39	Jones - 13
12/10	@ CIN	Howard - 12	Howard - 147	Wright - 10	Wright - 107	Trevathan - 10
12/16	@ DET	Cunningham - 6	Howard - 37	Wright - 7	Wright - 81	Jackson, Kwiatkoski - 8
12/24	vs CLE	Howard - 12	Howard, Trubisky - 44	Wright - 4	Cunningham - 62	Kwiatkoski, Trevathan - 7
12/31	@ MIN					
Most Times Led or Tied for Lead		Howard - 6	Howard - 11	Cohen, Wright - 4	Wright - 4	Trevathan - 5

CHICAGO BEARS 2017 QUARTER-BY-QUARTER SCORING

DATE	OPPONENT	BEARS							OPPONENTS							Point		
		1	2	1H	3	4	2H	OT	TOT	1	2	1H	3	4	2H	OT	TOT	Differential
9/10	vs ATL	0	10	10	0	7	7	-	17	3	7	10	3	10	13	-	23	-6
9/17	@ TB	0	0	0	0	7	7	-	7	10	16	26	0	3	3	-	29	-22
9/24	vs PIT	7	10	17	0	0	0	6	23	0	7	7	7	3	10	0	17	+6
9/28	@ GB	0	7	7	0	7	7	-	14	14	7	21	7	7	14	-	35	-21
10/9	vs MIN	2	0	2	7	8	15	-	17	0	3	3	14	3	17	-	20	-3
10/15	@ BAL	0	10	10	7	7	14	3	27	0	3	3	7	14	21	0	24	+3
10/22	vs CAR	7	10	17	0	0	0	-	17	0	3	3	0	0	0	-	3	+14
10/29	@ NO	0	3	3	3	6	9	-	12	7	7	14	0	6	6	-	20	-8
11/12	vs GB	3	3	6	0	10	10	-	16	3	7	10	3	10	13	-	23	-7
11/19	vs DET	10	7	17	0	7	7	-	24	0	21	21	0	6	6	-	27	-3
11/26	@ PHI	0	0	0	3	0	3	-	3	7	17	24	0	7	7	-	31	-28
12/3	vs SF	7	7	14	0	0	0	-	14	3	6	9	3	3	6	-	15	-1
12/10	@ CIN	6	6	12	7	14	21	-	33	7	0	7	0	0	0	-	7	+26
12/16	@ DET	0	3	3	0	7	7	-	10	3	10	13	7	0	7	-	20	-10
12/24	vs CLE	6	0	6	14	0	14	-	20	0	3	3	0	0	0	-	3	+17
12/31	@ MIN																	
Regular Season Totals		48	76	124	41	80	121	9	254	57	117	174	51	72	123	0	297	-43



STATISTICS

CHICAGO BEARS 2017 SEASON LEADERS

PASSING		PLAYER	NO.	PLAYER	NO.
Attempts		Trubisky	294	Glennon	140
Completions		Trubisky	176	Glennon	93
Yards		Trubisky	2,015	Glennon	833
TDs		Trubisky	7	Glennon	4
RECEIVING		PLAYER	NO.	PLAYER	NO.
Receptions		Wright	54	Cohen	47
Yards		Wright	585	Cohen	339
TDs		Shaheen	3	Fcunningham, Miller	2
RUSHING		PLAYER	NO.	PLAYER	NO.
Rushes		Howard	267	Cohen	84
Yards		Howard	1,113	Cohen	357
TDs		Howard	9	Cohen	2
DEFENSE		PLAYER	NO.	PLAYER	NO.
Total Tackles		Jones, Trevathan	83	Fuller	66
Solos		Fuller	58	Jones, Trevathan	56
Assists		Jones, Trevathan	27	Goldman	15
Sacks		Hicks	8.5	Floyd	4.5
Sack Yards		Hicks	57.0	Floyd	31.0
TFLs		Hicks	15	Floyd	8
FFs		Amos	2	11 tied with	1
FRs		Jackson	3	Hicks	2
PBUs		Fuller	22	Amukamara	7
INTs		Callahan, Fuller, Jackson	2	Four tied with	1
TDs		Amos, Jackson	1		
Safeties		Floyd	1		
Special Teams Tackles		Cunningham, McManis	11	Houston-Carson	10
PUNT RETURNS		PLAYER	NO.	PLAYER	NO.
Returns		Cohen	28	Jackson	2
Yards		Cohen	259	Jackson	6
TDs					
KICKOFF RETURNS		PLAYER	NO.	PLAYER	NO.
Returns		Cohen	23	Thompson	11
Yards		Cohen	516	Thompson	229
TDs					
FIELD GOALS		PLAYER	NO.	PLAYER	NO.
Attempts		Barth	16	Nugent	3
Made		Barth	11	Nugent	3
PUNTS		PLAYER	NO.	PLAYER	NO.
Punts		O'Donnell	80		
Yards		O'Donnell	3,724		
Average		O'Donnell	46.6		
In-20		O'Donnell	27		
Touchbacks		O'Donnell	6		



STATISTICS

CHICAGO BEARS 2017 RED ZONE EFFICIENCY

BEARS RED ZONE STATS																	
DATE	OPPONENT	Drives In		Scoring		Missed		Blocked		Turnovers	Downs	Time	Avg. Points	GOAL - TO - GO			
		Red Zone	Scores	%	TDs	TD %	FGs	FGs	FG					Drives	TDs	TD %	FGs
9/10	vs ATL	3	2	66.7%	2	66.7%	0	0	0	0	1	0	4.7	2	1	50.0%	0
9/17	@ TB	3	1	33.3%	1	33.3%	0	0	0	0	2	0	2.3	0	0	0.0%	0
9/24	vs PIT	4	4	100.0%	3	75.0%	1	0	0	0	0	0	6.0	3	2	66.7%	1
9/28	@ GB	2	2	100.0%	2	100.0%	0	0	0	0	0	0	7.0	1	1	100.0%	0
10/9	vs MIN	0	0	0.0%	0	0.0%	0	0	0	0	0	0	0.0	0	0	0.0%	0
10/15	@ BAL	1	1	100.0%	0	0.0%	1	0	0	0	0	0	3.0	0	0	0.0%	0
10/22	vs CAR	1	1	100.0%	0	0.0%	1	0	0	0	0	0	3.0	1	0	0.0%	1
10/29	@ NO	2	2	100.0%	1	50.0%	1	0	0	0	0	0	5.0	2	1	50.0%	1
11/12	vs GB	0	0	0.0%	0	0.0%	0	0	0	0	0	0	0.0	0	0	0.0%	0
11/19	vs DET	4	4	100.0%	3	75.0%	1	0	0	0	0	0	6.0	2	1	50.0%	1
11/26	@ PHI	0	0	0.0%	0	0.0%	0	0	0	0	0	0	0.0	0	0	0.0%	0
12/3	vs SF	1	1	100.0%	1	100.0%	0	0	0	0	0	0	7.0	0	0	0.0%	0
12/10	@ CIN	5	5	100.0%	3	60.0%	2	0	0	0	0	0	5.4	2	2	100.0%	0
12/16	@ DET	2	1	50.0%	1	50.0%	0	0	0	1	0	0	3.5	2	1	50.0%	0
12/24	vs CLE	3	3	100.0%	3	100.0%	0	0	0	0	0	0	7.0	2	2	100.0%	0
12/31	@ MIN																
Totals		31	27	87.1%	20	64.5%	7	0	0	1	3	0	5.2	17	11	64.7%	4

OPPONENT RED ZONE STATS																	
DATE	OPPONENT	Drives In		Scoring		Missed		Blocked		Turnovers	Downs	Time	Avg. Points	GOAL - TO - GO			
		Red Zone	Scores	%	TDs	TD %	FGs	FGs	FG					Drives	TDs	TD %	FGs
9/10	vs ATL	3	3	100.0%	1	33.3%	2	0	0	0	0	0	4.3	2	1	50.0%	1
9/17	@ TB	5	4	80.0%	2	40.0%	2	0	0	1	0	0	4.0	2	1	50.0%	1
9/24	vs PIT	4	3	75.0%	2	50.0%	1	0	1	0	0	0	4.2	2	2	100.0%	0
9/28	@ GB	5	5	100.0%	5	100.0%	0	0	0	0	0	0	7.0	4	4	100.0%	0
10/9	vs MIN	3	3	100.0%	1	33.3%	2	0	0	0	0	0	4.3	0	0	0.0%	0
10/15	@ BAL	2	2	100.0%	0	0.0%	2	0	0	0	0	0	3.0	2	0	0.0%	2
10/22	vs CAR	2	1	50.0%	0	0.0%	1	0	0	0	0	1	1.5	0	0	0.0%	0
10/29	@ NO	3	2	66.7%	2	66.7%	0	0	0	1	0	0	4.7	2	2	100.0%	0
11/12	vs GB	3	2	66.7%	1	33.3%	0	1	0	0	0	0	2.3	0	0	0.0%	0
11/19	vs DET	2	2	100.0%	1	50.0%	1	0	0	0	0	0	5.0	1	1	100.0%	0
11/26	@ PHI	5	3	60.0%	3	60.0%	0	0	0	1	0	1	4.2	1	1	100.0%	0
12/3	vs SF	5	5	100.0%	0	0.0%	5	0	0	0	0	0	3.0	2	0	0.0%	2
12/10	@ CIN	1	1	100.0%	1	100.0%	0	0	0	0	0	0	7.0	0	0	0.0%	0
12/16	@ DET	3	3	100.0%	2	66.7%	1	0	0	0	0	0	5.7	1	1	100.0%	0
12/24	vs CLE	0	0	0.0%	0	0.0%	0	0	0	0	0	0	0.0	0	0	0.0%	0
12/31	@ MIN																
Totals		46	39	84.8%	21	45.7%	17	1	1	3	0	2	4.3	19	13	68.4%	6



STATISTICS

CHICAGO BEARS 2017 DRIVE ENGINEERING

BEARS OFFENSIVE DRIVES																	
DATE	OPPONENT	Total	TDs	FGs	Miss	Block	Punt	Block	INT	Fumble	Downs	Time	Safety	Points	Scoring Efficiency	1st Half	2nd Half
9/10	vs ATL	9	2	1	0	0	5	0	0	0	1	0	0	17	33.3%	Punt	Punt
9/17	@ TB	9	1	0	0	0	3	0	2	1	2	0	0	7	11.1%	INT	Punt
9/24	vs PIT	13	3	1	1	0	6	0	1	1	0	0	0	23	30.8%	Punt	Punt
9/28	@ GB	11	2	0	1	0	3	0	2	2	0	1	0	14	18.2%	Fumble	Missed FG
10/9	vs MIN	12	2	0	0	0	7	0	1	1	0	1	0	17	16.7%	Punt	TD
10/15	@ BAL	16	2	2	0	0	9	0	0	2	0	1	0	20	25.0%	Punt	Punt
10/22	vs CAR	9	0	1	1	0	6	0	0	0	0	1	0	3	11.1%	Punt	Punt
10/29	@ NO	11	1	2	1	0	5	0	1	0	1	0	0	12	27.3%	Punt	Punt
11/12	vs GB	11	1	3	0	0	5	0	0	1	1	0	0	16	36.4%	Punt	Punt
11/19	vs DET	11	3	1	1	0	4	0	0	1	0	1	0	24	36.4%	FG	Punt
11/26	@ PHI	12	0	1	1	0	6	0	2	0	1	1	0	3	8.3%	Punt	FG
12/3	vs SF	8	1	0	0	0	5	0	0	0	2	0	0	14	12.5%	Punt	Punt
12/10	@ CIN	11	4	2	0	0	3	0	0	0	1	1	0	33	54.5%	TD	Punt
12/16	@ DET	10	1	1	0	0	5	0	3	0	0	0	0	10	20.0%	Punt	INT
12/24	vs CLE	12	3	0	0	0	8	0	0	0	0	1	0	20	25.0%	Punt	TD
12/31	@ MIN																
Totals		165	26	15	6	0	80	0	12	9	7	10	0	233	24.8%	10	17

Drives aborted as a result of return TD: T.Cohen 61 yd, punt return.

OPPONENT OFFENSIVE DRIVES																	
DATE	OPPONENT	Total	TDs	FGs	Miss	Block	Punt	Block	INT	Fumble	Downs	Time	Safety	Points	Scoring Efficiency	1st Half	2nd Half
9/10	vs ATL	10	2	3	0	0	3	0	0	0	0	2	0	23	50.0%	FG	Punt
9/17	@ TB	10	2	3	0	0	3	0	0	1	0	1	0	29	50.0%	FG	Fumble
9/24	vs PIT	11	2	1	0	1	5	0	0	1	0	1	0	17	27.3%	Punt	Punt
9/28	@ GB	11	5	0	0	0	5	0	0	0	0	1	0	35	45.5%	TD	TD
10/9	vs MIN	12	2	2	0	0	6	0	0	0	0	1	1	20	33.3%	Punt	TD
10/15	@ BAL	14	0	3	0	0	7	0	2	1	0	1	0	24	21.4%	Punt	Punt
10/22	vs CAR	11	0	1	0	0	5	0	2	1	1	1	0	3	9.1%	Fumble	Downs
10/29	@ NO	12	2	2	0	0	4	0	0	2	0	2	0	20	33.3%	TD	Punt
11/12	vs GB	11	2	3	1	0	4	0	0	0	1	0	0	23	45.5%	FG	FG
11/19	vs DET	10	2	2	0	0	4	0	0	1	0	1	0	27	40.0%	Fumble	Punt
11/26	@ PHI	11	4	1	0	0	2	0	2	1	1	1	0	31	45.5%	Punt	Downs
12/3	vs SF	8	0	5	0	0	2	0	1	0	0	0	0	15	62.5%	FG	FG
12/10	@ CIN	11	1	0	0	0	5	0	1	1	2	1	0	7	9.1%	Punt	Punt
12/16	@ DET	11	2	2	0	0	4	0	0	1	0	2	0	20	36.4%	FG	TD
12/24	vs CLE	12	0	1	0	0	7	0	2	1	0	1	0	3	8.3%	Punt	Punt
12/31	@ MIN																
Totals		165	26	29	1	1	66	0	8	12	4	17	1	297	33.3%	29	27

Drives aborted as a result of return TD: B.Rainey 96 yd, kickoff return; M.Campanaro 77 yd, punt return.



STATISTICS

CHICAGO BEARS 2017 TURNOVER RATIO

	TAKE-AWAYS			POINTS OFF TURNOVERS				Total
	INTs	Fumbles	Total	Scores	TDs	FGs	Conv. %	Points
BEARS	8	14	22	12	10	2	54.5%	76
OPONENTS	12	10	22	10	7	3	45.5%	58

DATE	OPONENT	TAKE-AWAYS			GIVE-AWAYS			Net	Result
		INTs	Fumbles	Total	INTs	Fumbles	Total	Differential	
9/10	vs ATL	0	0	0	0	0	0	0	L
9/17	@ TB	0	1	1	2	2	4	-3	L
9/24	vs PIT	0	2	2	1	1	2	0	W
9/28	@ GB	0	0	0	2	2	4	-4	L
10/9	vs MIN	0	0	0	1	1	2	-2	L
10/15	@ BAL	2	1	3	0	2	2	1	W
10/22	vs CAR	2	1	3	0	0	0	3	W
10/29	@ NO	0	2	2	1	0	1	1	L
11/12	vs GB	0	0	0	0	1	1	-1	L
11/19	vs DET	0	1	1	0	1	1	0	L
11/26	@ PHI	0	3	3	2	0	2	1	L
12/3	vs SF	1	0	1	0	0	0	1	L
12/10	@ CIN	1	1	2	0	0	0	2	W
12/16	@ DET	0	1	1	3	0	3	-2	L
12/24	vs CLE	2	1	3	0	0	0	3	W
12/31	@ MIN								
Totals		8	14	22	12	10	22	0	5-10



STATISTICS

CHICAGO BEARS 2017 SCORING DRIVES

DATE	OPPONENT	OBTAINED	SCORING PLAY	PAT	PLAYS	NET		DRIVE		SCORE		TIME		
						YARDS	TIME	CHI-OPP	QTR	LEFT	#			
9/10/17	ATL	Punt	C.Barth 54 yd. FG		10	41	4:24	3-3	2	14:56	1			
9/10/17	ATL	Kickoff	J.Howard 4 yd. run	C.Barth kick	7	75	4:15	10-10	2	0:14	2			
9/10/17	ATL	Kickoff	T.Cohen 19 yd. pass from M.Glennon	C.Barth kick	9	75	4:29	17-20	4	7:26	3			
9/17/17	at TB	Punt	D.Thompson 14 yd. pass from M.Glennon	C.Barth kick	7	62	2:07	7-29	4	1:43	4			
9/24/17	PIT	Muffed Punt	J.Howard 3 yd. run	C.Barth kick	6	29	3:24	7-0	1	9:09	5			
9/24/17	PIT	Kickoff	A.Shaheen 2 yd. pass from M.Glennon	C.Barth kick	9	75	4:59	14-7	2	0:43	6			
9/24/17	PIT	Fumble	C.Barth 24 yd. FG		1	-4	0:00	17-17	2	0:00	7			
9/24/17	PIT	Kickoff	J.Howard 19 yd. run	C.Barth kick	4	74	1:33	23-7	OT	8:27	8			
9/28/17	at GB	Punt	K.Wright 5 yd. pass from M.Glennon	C.Barth kick	7	72	1:33	7-21	2	0:08	9			
9/28/17	at GB	Kickoff	J.Howard 3 yd. run	C.Barth kick	15	75	8:53	14-35	4	6:01	10			
10/9/17	MIN	Kickoff	B.Cunningham 38 yd. pass from P.O'Donnell	C.Barth kick	7	75	2:53	9-10	3	5:23	11			
10/9/17	MIN	Kickoff	Z.Miller 20 yd. pass from M.Trubisky	M.Trubisky run	11	79	6:07	17-17	4	12:24	12			
10/15/17	at BAL	FG	C.Barth 24 yd. FG		10	60	4:19	3-0	2	10:54	13			
10/15/17	at BAL	INT	Z.Miller 21 yd. pass from T.Cohen	C.Barth kick	2	20	0:43	10-0	2	2:53	14			
10/15/17	at BAL	Kickoff	D.Sims 27 yd. pass from M.Trubisky	C.Barth kick	7	66	3:41	17-3	3	6:01	15			
10/15/17	at BAL	Punt	C.Barth 40 yd. FG		8	71	5:40	27-24	OT	0:00	16			
10/22/17	CAR	Kickoff	C.Barth 19 yd. FG		5	74	2:08	17-3	2	1:10	17			
10/29/17	at NO	Punt	C.Barth 27 yd. FG		10	67	5:25	3-7	2	14:52	18			
10/29/17	at NO	Punt	C.Barth 44 yd. FG		8	72	3:31	6-14	3	5:42	19			
10/29/17	at NO	Fumble	T.Cohen 1 yd. run	pass failed	10	72	3:34	12-17	4	3:58	20			
11/12/17	GB	Kickoff	C.Barth 45 yd. FG		8	53	5:05	3-3	1	2:15	21			
11/12/17	GB	Punt	C.Barth 44 yd. FG		10	39	1:37	6-10	2	0:00	22			
11/12/17	GB	Kickoff	J.Bellamy 46 yd. pass from M.Trubisky	C.Barth kick	4	70	2:30	13-16	4	10:39	23			
11/12/17	GB	Kickoff	C.Barth 49 yd. FG		8	49	2:10	16-23	4	3:19	24			
11/19/17	DET	Kickoff	C.Barth 23 yd. FG		13	70	6:39	3-0	1	8:21	25			
11/19/17	DET	Fumble	A.Shaheen 1 yd. pass from M.Trubisky	C.Barth kick	3	55	1:23	10-0	1	3:23	26			
11/19/17	DET	Kickoff	J.Howard 12 yd. run	C.Barth kick	8	78	5:30	17-7	2	8:30	27			
11/19/17	DET	Kickoff	T.Cohen 15 yd. run	C.Barth kick	8	78	4:59	24-24	4	5:02	28			
11/26/17	at PHI	Kickoff	C.Santos 38 yd. FG		10	36	6:20	3-24	3	8:40	29			
12/3/17	SF	INT	D.Inman 8 yd. pass from M.Trubisky	C.Santos kick	8	59	4:31	7-3	1	0:10	30			
12/10/17	at CIN	Punt	J.Howard 21 yd. run	kick failed	4	51	1:06	6-0	1	11:00	31			
12/10/17	at CIN	Kickoff	M.Nugent 34 yd. FG		10	73	4:37	9-7	2	12:38	32			
12/10/17	at CIN	Punt	M.Nugent 27 yd. FG		15	86	8:11	12-7	2	1:46	33			
12/10/17	at CIN	Punt	M.Trubisky 4 yd. run	M.Nugent kick	9	76	5:15	19-7	3	4:54	34			
12/10/17	at CIN	INT	A.Shaheen 1 yd. pass from M.Trubisky	M.Nugent kick	7	43	3:23	26-7	4	14:52	35			
12/10/17	at CIN	Fumble	J.Howard 8 yd. run	M.Nugent kick	7	80	4:13	33-7	4	9:18	36			
12/16/17	at DET	Fumble	M.Nugent 41 yd. FG		2	4	0:10	3-13	2	0:02	37			
12/16/17	at DET	Punt	B.Cunningham 9 yd. pass from M.Trubisky	M.Nugent kick	13	92	6:51	10-20	4	2:32	38			
12/24/17	CLE	Punt	J.Howard 2 yd. run	kick blocked	9	57	5:11	6-0	1	1:20	39			
12/24/17	CLE	Kickoff	J.Howard 16 yd. run	M.Nugent kick	4	60	2:37	13-3	3	12:23	40			
12/24/17	CLE	Punt	M.Trubisky 4 yd. run	M.Nugent kick	12	66	7:30	20-3	3	3:27	41			
											42			
											43			
											44			
											45			
											46			
											47			
											48			
											49			
											50			
											51			
											52			
											53			
											54			
											55			
											56			
											57			
											58			
											59			
											60			
TOTALS						325	2505							



CHICAGO BEARS GAME RELEASE

STATISTICS

OPPONENTS 2017 SCORING DRIVES

DATE	OPPONENT	OBTAINED	SCORING PLAY	PAT	NET		DRIVE TIME	SCORE		TIME		
					PLAYS	YARDS		CHI-OPP	QTR	LEFT	#	
9/10/17	ATL	Kickoff	M.Bryant 48 yd. FG		11	62	7:04	0-3	1	7:56	1	
9/10/17	ATL	Punt	D.Freeman 5 yd. run	M.Bryant kick	11	83	6:59	3-10	2	4:29	2	
9/10/17	ATL	Punt	M.Bryant 28 yd. FG		13	76	6:29	10-13	3	2:10	3	
9/10/17	ATL	Punt	A.Hooper 88 yd. pass from M.Ryan	M.Bryant kick	3	95	0:59	10-20	4	11:55	4	
9/10/17	ATL	Kickoff	M.Bryant 37 yd. FG		9	56	4:02	17-23	4	3:24	5	
9/17/17	at TB	Kickoff	N.Folk 42 yd. FG		13	51	6:02	0-3	1	8:58	6	
9/17/17	at TB	Fumble	M.Evans 13 yd. pass from J.Winston	N.Folk kick	1	13	0:05	0-10	1	0:10	7	
9/17/17	at TB	Fumble	J.Rodgers 1 yd. run	N.Folk kick	9	35	3:56	0-17	2	7:30	8	
9/17/17	at TB	Punt	N.Folk 50 yd. FG		8	48	1:04	0-26	2	0:00	9	
9/17/17	at TB	Punt	N.Folk 23 yd. FG		16	87	8:36	0-29	4	12:26	10	
9/24/17	PIT	Punt	A.Brown 7 yd. pass from B.Roethlisberger	C.Boswell kick	13	77	7:11	7-7	2	5:42	11	
9/24/17	PIT	Fumble	L.Bell 1 yd. run	C.Boswell kick	6	16	2:42	17-14	3	6:43	12	
9/24/17	PIT	INT	C.Boswell 32 yd. FG		4	7	0:54	17-17	4	8:03	13	
9/28/17	at GB	Kickoff	D.Adams 5 yd. pass from A.Rodgers	M.Crosby kick	10	75	5:11	0-7	1	9:49	14	
9/28/17	at GB	Fumble	R.Cobb 2 yd. Pass from A.Rodgers	M.Crosby kick	3	3	0:45	0-14	1	8:56	15	
9/28/17	at GB	INT	A.Jones 2 yd. run	M.Crosby kick	2	60	0:45	0-21	2	4:48	16	
9/28/17	at GB	Missed FG	J.Nelson 4 yd. pass from A.Rodgers	M.Crosby kick	13	63	7:43	7-28	3	4:09	17	
9/28/17	at GB	INT	J.Nelson 8 yd. pass from A.Rodgers	M.Crosby kick	6	42	2:51	7-35	4	14:54	18	
10/9/17	MIN	Fumble	K.Forbath 26 yd. FG		4	5	1:26	2-3	2	1:02	19	
10/9/17	MIN	Kickoff	K.Rudolph 13 yd. pass from C.Keenum	K.Forbath kick	13	75	6:44	2-10	3	8:16	20	
10/9/17	MIN	Kickoff	J.McKinnon 58 yd. run	K.Forbath kick	5	82	1:52	9-17	3	3:31	21	
10/9/17	MIN	INT	K.Forbath 26 yd. FG		6	20	2:08	17-20	4	0:12	22	
10/15/17	at BAL	Punt	J.Tucker 27 yd. FG		12	55	1:37	10-3	2	0:03	23	
10/15/17	at BAL	Fumble	J.Tucker 31 yd. FG		10	26	3:58	17-13	4	11:26	24	
10/15/17	at BAL	Kickoff	J.Tucker 50 yd. FG		10	44	2:12	24-16	4	2:56	25	
10/22/17	CAR	Kickoff	G.Gano 36 yd. FG		16	56	9:10	14-3	2	3:18	26	
10/29/17	at NO	Kickoff	A.Kamara 8 yd. run	W.Lutz kick	7	81	3:52	0-7	1	11:08	27	
10/29/17	at NO	Kickoff	M.Ingram 1 yd. run	W.Lutz kick	8	80	4:30	3-14	2	3:41	28	
10/29/17	at NO	Punt	W.Lutz 45 yd. FG		7	26	2:26	6-17	4	12:54	29	
10/29/17	at NO	Downs	W.Lutz 49 yd. FG		4	7	0:16	12-20	4	1:35	30	
11/12/17	GB	Punt	M.Crosby 40 yd. FG		11	70	4:37	0-3	1	7:20	31	
11/12/17	GB	Punt	T.Montgomery 37 yd. run	M.Crosby kick	3	79	1:43	3-10	2	11:41	32	
11/12/17	GB	Kickoff	M.Crosby 24 yd. FG		10	40	4:44	6-13	3	10:16	33	
11/12/17	GB	Punt	M.Crosby 50 yd. FG		10	26	4:20	6-16	4	13:09	34	
11/12/17	GB	Kickoff	D.Adams 19 yd. pass from B.Hundley	M.Crosby kick	8	75	5:10	13-23	4	5:29	35	
11/19/17	DET	Kickoff	M.Jones 28 yd. pass from M.Stafford	M.Prater kick	7	86	3:13	17-14	2	5:17	36	
11/19/17	DET	Punt	A.Abdullah 2 yd. pass from M.Stafford	M.Prater kick	8	72	3:15	17-21	2	0:20	37	
11/19/17	DET	Punt	M.Prater 27 yd. FG		12	54	7:05	17-24	4	5:02	38	
11/19/17	DET	Kickoff	M.Prater 52 yd. FG		9	42	3:27	24-27	4	1:35	39	
11/26/17	at PHI	Punt	Z.Ertz 17 yd. pass from C.Wentz	J.Elliott kick	8	44	3:36	0-7	1	6:04	40	
11/26/17	at PHI	Missed FG	N.Agholor 15 yd. pass from C.Wentz	J.Elliott kick	9	56	5:27	0-14	2	10:52	41	
11/26/17	at PHI	Punt	J.Elliott 45 yd. FG		5	18	2:29	0-17	2	6:52	42	
11/26/17	at PHI	Punt	A.Jeffery 8 yd. pass from C.Wentz	J.Elliott kick	13	69	4:33	0-24	2	0:05	43	
11/26/17	at PHI	Punt	N.Agholor fumble recovery in end zone	J.Elliott kick	6	73	2:25	3-31	4	13:37	44	
12/3/17	SF	Kickoff	R.Gould 33 yd. FG		14	60	6:48	0-3	1	8:12	45	
12/3/17	SF	Kickoff	R.Gould 28 yd. FG		7	66	3:13	7-6	2	11:57	46	
12/3/17	SF	Kickoff	R.Gould 36 yd. FG		11	58	5:25	14-9	2	0:24	47	
12/3/17	SF	Punt	R.Gould 34 yd. FG		16	70	8:19	14-12	3	1:57	48	
12/3/17	SF	Punt	R.Gould 24 yd. FG		14	86	5:23	14-15	4	0:04	49	
12/10/17	at CIN	Punt	B.LaFell 14 yd. pass from A.Dalton	R.Bullock kick	7	72	3:59	6-7	1	2:15	50	
12/16/17	at DET	Kickoff	M.Prater 48 yd. FG		8	47	3:02	0-3	1	11:58	51	
12/16/17	at DET	Punt	M.Prater 31 yd. FG		11	49	5:27	0-6	2	14:56	52	
12/16/17	at DET	Punt	T.Jones 3 yd. pass from M.Stafford	M.Prater kick	10	92	5:44	0-13	2	6:10	53	
12/16/17	at DET	INT	E.Ebron 8 yd. pass from M.Stafford	M.Prater kick	9	41	4:22	3-20	3	9:48	54	
12/24/17	CLE	Punt	Z.Gonzalez 48 yd. FG		4	48	0:30	6-3	2	0:01	55	
											56	
											57	
											58	
											59	
											60	
TOTALS						483	2999					



STATISTICS

CHICAGO BEARS 2017 BIG PASSING PLAYS

BEARS COMPLETIONS OF 20 OR MORE YARDS						OPPONENT COMPLETIONS OF 20 OR MORE YARDS						
DATE	OPPONENT	QTR	PASSER	RECEIVER	YARDS	#	YARDS	RECEIVER	PASSER	QTR	OPPONENT	DATE
10/22/17	CAR	2	Trubisky	Cohen	70	1	88t	Hooper	Ryan	4	ATL	9/10/17
11/12/17	GB	4	Trubisky	Bellamy	46t	2	58	Jones	Stafford	2	at DET	12/16/17
10/29/17	at NO	1	Trubisky	McBride	45	3	58	Nelson	Rodgers	2	at GB	9/28/17
12/24/17	CLE	3	Trubisky	Cunningham	40	4	54	Coleman	Brees	1	at NO	10/29/17
10/9/17	MIN	3	O'Donnell	Cunningham	38t	5	53	Ginn	Brees	4	at NO	10/29/17
12/10/17	at CIN	2	Trubisky	Bellamy	36	6	42	Adams	Hundley	4	GB	11/12/17
11/19/17	DET	4	Trubisky	Inman	32	7	40	Golladay	Stafford	2	DET	11/19/17
11/12/17	GB	1	Trubisky	Shaheen	31	8	40	Hooper	Ryan	4	ATL	9/10/17
9/28/17	at GB	2	Glennon	Miller	29	9	38	Cobb	Hundley	1	GB	11/12/17
12/24/17	CLE	2	Trubisky	Bellamy	28	10	37	Benjamin	Newton	2	CAR	10/22/17
10/15/17	at BAL	3	Trubisky	Sims	27t	11	35	Louis	Kizer	2	CLE	12/24/17
11/12/17	GB	2	Trubisky	Inman	26	12	34	Kamara	Brees	4	at NO	10/29/17
10/29/17	at NO	2	Trubisky	McBride	25	13	33	Green	Dalton	4	at CIN	12/10/17
12/24/17	CLE	1	Trubisky	Sims	24	14	33	Taylor	Garoppolo	4	SF	12/3/17
10/22/17	CAR	1	Trubisky	Miller	24	15	29	Johnson Jr.	Kizer	3	CLE	12/24/17
12/24/17	CLE	3	Trubisky	Cunningham	22	16	28t	Jones	Stafford	2	DET	11/19/17
12/16/17	at DET	3	Trubisky	Wheaton	22	17	27	Bernard	McCarron	4	at CIN	12/10/17
11/19/17	DET	1	Trubisky	Shaheen	22	18	26	Ebron	Stafford	4	DET	11/19/17
10/29/17	at NO	3	Trubisky	McBride	22	19	26	Bennett	Rodgers	1	at GB	9/28/17
9/10/17	ATL	2	Glennon	Sims	22	20	26	Cobb	Rodgers	3	at GB	9/28/17
9/28/17	at GB	3	Glennon	Wright	22	21	25	Jones	Ryan	2	ATL	9/10/17
10/15/17	at BAL	2	Cohen	Miller	21t	22	25	Smith-Schuster	Roethlisberger	4	PIT	9/12/17
12/3/17	SF	4	Trubisky	Cohen	21	23	24	Jones	Stafford	2	DET	11/19/17
12/16/17	at DET	4	Trubisky	Wheaton	20	24	23	Brown	Roethlisberger	2	PIT	9/24/17
10/9/17	MIN	4	Trubisky	Miller	20t	25	23	Thomas	Brees	3	at NO	10/29/17
9/17/17	at TB	4	Glennon	Thompson	20	26	22	Celek	Garoppolo	2	SF	12/3/17
					27	22		Ertz	Wentz	3	at PHI	11/26/17
					28	22		Brown	Roethlisberger	2	PIT	9/24/17
					29	22		Thomas	Brees	4	at NO	10/29/17
					30	21		Jackson	Winston	2	at TB	9/17/17
					31	20		Goodwin	Garoppolo	1	SF	12/3/17
					32	20		Coleman	Ryan	3	ATL	9/10/17
					33	20		Funchess	Newton	2	CAR	10/22/17
					34	20		McCaffery	Newton	3	CAR	10/22/17
					35	20		Samuel	Newton	3	CAR	10/22/17
					36							
					37							
					38							
					39							
					40							
					41							
					42							
					43							
					44							
					45							
					46							
					47							
					48							
					49							
					50							
					51							
					52							
					53							
					54							
					55							
					56							
					57							
					58							
					59							
					60							



STATISTICS

CHICAGO BEARS 2017 BIG RUSHING PLAYS

BEARS RUSHES OF 10 OR MORE YARDS						OPPONENT RUSHES OF 10 OR MORE YARDS					
DATE	OPPONENT	QTR	RUSHER	YARDS	#	YARDS	RUSHER	QTR	OPPONENT	DATE	
10/15/17	at BAL	OT	Howard	53	1	58t	McKinnon	3	MIN	10/9/17	
10/29/17	at NO	3	Howard	50	2	37t	Montgomery	2	GB	11/12/17	
11/19/17	DET	1	Howard	50	3	30	Ajayi	4	at PHI	11/26/17	
9/10/17	ATL	2	Cohen	46	4	30	Collins	2	at BAL	10/15/17	
10/29/17	at NO	4	Trubisky	46	5	22	Blount	2	at PHI	11/26/17	
9/24/17	PIT	OT	Cohen	36	6	22	Keenum	4	MIN	10/9/17	
12/10/17	at CIN	4	Cohen	29	7	21	Bernard	1	at CIN	12/10/17	
9/24/17	PIT	2	Cohen	26	8	18	Ingram	2	at NO	10/29/17	
11/12/17	GB	2	Howard	25	9	18	Hyde	4	SF	12/3/17	
12/10/17	at CIN	1	Howard	21t	10	17	Hundley	4	GB	11/12/17	
9/24/17	PIT	OT	Howard	19t	11	16	Wentz	2	at PHI	11/26/17	
12/10/17	at CIN	2	Cohen	19	12	14	Hyde	2	SF	12/3/17	
10/15/17	at BAL	2	Trubisky	19	13	14	Barber	3	at TB	9/17/17	
11/19/17	DET	4	Trubisky	19	14	14	Newton	1	CAR	10/22/17	
9/24/17	PIT	OT	Howard	18	15	13	Blount	1	at PHI	11/26/17	
9/24/17	PIT	3	Howard	17	16	13	Ryan	1	ATL	9/10/17	
12/24/17	CLE	3	Howard	16t	17	13	Bell	4	PIT	9/24/17	
12/10/17	at CIN	1	Howard	16	18	13	Stewart	2	CAR	10/22/17	
12/10/17	at CIN	3	Howard	16	19	12	Riddick	1	at DET	12/16/17	
12/16/17	at DET	3	Howard	16	20	12	Riddick	2	at DET	12/16/17	
9/28/17	at GB	2	Howard	16	21	12	Allen	2	at BAL	10/15/17	
11/19/17	DET	4	Howard	16	22	12	Newton	3	CAR	10/22/17	
11/19/17	DET	4	Cohen	15t	23	12	Ingram	4	at NO	10/29/17	
9/10/17	ATL	1	Cohen	15	24	11	Abdullah	1	DET	11/19/17	
9/24/17	PIT	3	Howard	15	25	11	Allen	4	at BAL	10/15/17	
11/19/17	DET	2	Trubisky	15	26	11	Montgomery	1	at GB	9/28/17	
12/24/17	CLE	2	Trubisky	14	27	11	Jones	3	at GB	9/28/17	
12/10/17	at CIN	1	Cohen	14	28	11	Thielen	3	MIN	10/9/17	
12/10/17	at CIN	3	Howard	14	29	10	Bernard	2	at CIN	12/10/17	
12/10/17	at CIN	3	Howard	14	30	10	Riddick	3	DET	11/19/17	
11/12/17	GB	1	Howard	14	31	10	Rodgers	3	at TB	9/17/17	
12/3/17	SF	1	Howard	14	32	10	Stewart	2	CAR	10/22/17	
10/9/17	MIN	3	Howard	13	33	10	Kamara	2	at NO	10/29/17	
9/24/17	PIT	1	Howard	13	34						
9/24/17	PIT	2	Howard	13	35						
10/9/17	MIN	3	Trubisky	13	36						
11/19/17	DET	2	Howard	12t	37						
9/28/17	at GB	4	Cunningham	12	38						
11/19/17	DET	4	Howard	12	39						
12/24/17	CLE	1	Trubisky	11	40						
12/10/17	at CIN	4	Cohen	11	41						
10/15/17	at BAL	3	Howard	11	42						
9/10/17	ATL	1	Howard	11	43						
10/22/17	CAR	4	Howard	11	44						
10/9/17	MIN	1	Howard	11	45						
9/24/17	PIT	1	Howard	11	46						
11/26/17	at PHI	4	Trubisky	11	47						
11/19/17	DET	1	Cohen	10	48						
10/15/17	at BAL	OT	Howard	10	49						
12/10/17	at CIN	1	Howard	10	50						
12/10/17	at CIN	3	Howard	10	51						
11/19/17	DET	2	Trubisky	10	52						
					53						
					54						
					55						
					56						
					57						
					58						
					59						
					60						



STATISTICS

CHICAGO BEARS 2017 BIG RETURN PLAYS

BEARS INTERCEPTION RETURNS OF 20 OR MORE YARDS						OPPONENT INTERCEPTION RETURNS OF 20 OR MORE YARDS						
DATE	OPPONENT	QTR	PASSER	RETURNER	YARDS	#	YARDS	RETURNER	PASSER	QTR	OPPONENT	DATE
10/15/17	at BAL	4	Flacco	Amos	90t	1	59	Graham	Trubisky	4	at PHI	11/26/17
10/22/17	CAR	2	Newton	Jackson	76t	2	47t	McClain	Glennon	2	at TB	9/17/17
10/15/17	at BAL	2	Flacco	Callahan	52	3	25	Lattimore	Trubisky	4	at NO	10/29/17
12/24/17	CLE	4	Kizer	Callahan	21	4	22	Alexander	Glennon	1	at TB	9/17/17
						5						
						6						
						7						
						8						
						9						
						10						
BEARS FUMBLE RETURNS OF 20 OR MORE YARDS						OPPONENT FUMBLE RETURNS OF 20 OR MORE YARDS						
DATE	OPPONENT	QTR	FUMBLER BY	RETURNER	YARDS	#	YARDS	RETURNER	FUMBLER BY	QTR	OPPONENT	DATE
10/22/17	CAR	1	Newton	Jackson	75t	1	27t	Hayden	Trubisky	2	DET	11/19/17
9/17/17	at TB	3	Sims III	Floyd	21	2						
						3						
						4						
						5						
BEARS PUNT RETURNS OF 20 OR MORE YARDS						OPPONENT PUNT RETURNS OF 20 OR MORE YARDS						
DATE	OPPONENT	QTR		RETURNER	YARDS	#	YARDS	RETURNER		QTR	OPPONENT	DATE
12/3/17	SF	2		Cohen	61t	1	77t	Campanaro		4	at BAL	10/15/17
12/24/17	CLE	1		Cohen	28	2	21	Sherels		2	MIN	10/9/17
10/15/17	at BAL	3		Cohen	21	3						
						4						
						5						
						6						
						7						
						8						
						9						
						10						
BEARS KICKOFF RETURNS OF 30 OR MORE YARDS						OPPONENT KICKOFF RETURNS OF 30 OR MORE YARDS						
DATE	OPPONENT	QTR		RETURNER	YARDS	#	YARDS	RETURNER		QTR	OPPONENT	DATE
10/29/17	at NO	4		Cohen	46	1	96t	Rainey		3	at BAL	10/15/17
11/26/17	at PHI	3		Cohen	39	2	34	Davis		3	GB	11/12/17
10/15/17	at BAL	4		Cohen	37	3	32	Erickson		2	at CIN	12/10/17
11/12/17	GB	3		Cohen	34	4	30	Bolden		1	SF	12/3/17
11/19/17	DET	1		Cohen	30	5						
						6						
						7						
						8						
						9						
						10						



CHICAGO BEARS GAME RELEASE

STATISTICS

2017 REPLAY CHALLENGES

R.A. = (Booth) Replay Assistant

#	Date	Opponent	Quarter	Time on Clock	Line of Scrimmage	Original Play	Challenge by	Challenge Result	Play Result
1	9/10/17	ATL	4	0:56	ATL 28	M.Glennon pass incomplete to D.Thompson	R.A.	Upheld	
2	9/10/17	ATL	4	0:39	ATL 28	M.Glennon pass incomplete to T.Cohen	R.A.	Upheld	
3	9/17/17	at TB	2	4:21	CHI 41	R.McClain 47 yd. INT return TD	R.A.	Upheld	
4	9/17/17	at TB	3	8:26	CHI 18	C.Sims III fumbles, recovered by L.Floyd	R.A.	Upheld	
5	9/24/17	PIT	2	0:06	CHI 18	M.Cooper fumbles OB in EZ, touchback	R.A.	Reversed	Penalty on PIT J.Berry, Illegal Bat enforced at PIT 1
6	9/24/17	PIT	3	9:34	CHI 25	J.Howard fumbles, recovered by R.Shazier	R.A.	Upheld	
7	9/24/17	PIT	OT	9:14	CHI 27	T.Cohen ran OB at PIT 37 for 36 yds.	R.A.	Upheld	
8	9/28/17	at GB	1	1:01	GB 11	J.Vogel punts 47 yds. To CHI 42, downed by J.Jam	GB	Upheld	
9	9/28/17	at GB	3	9:52	CHI 40	A.Rodgers pass to M.Bennett for 8 yds.	CHI	Reversed	A.Rodgers pass to M.Bennett for 7 yds.
10	10/9/17	MIN	3	5:45	MIN 38	M.Trubisky pass to M.Wheaton for 13 yds.	MIN	Reversed	M.Trubisky pass incomplete
11	10/15/17	at BAL	3	6:06	Kickoff	B.Rainey 96 yd. return TD	R.A.	Upheld	
12	10/15/17	at BAL	4	5:29	CHI 30	A.Amos 90 yd. INT return TD	R.A.	Upheld	
13	10/22/17	CAR	2	1:18	CAR 2	M.Trubisky 2 yd. TD run	R.A.	Reversed	M.Trubisky 1 yd. run
15	10/29/17	at NO	2	14:20	NO 40	A.Kamara fumbles, recovered by E.Goldman	R.A.	Reversed	A.Kamara 0 yd. run
14	10/29/17	at NO	3	5:55	NO 25	Z.Miller 25 yd. TD pass from M.Trubisky	R.A.	Reversed	M.Trubisky pass incomplete
16	10/29/17	at NO	4	15:00	NO 44	D.Brees pass incomplete	CHI	Upheld	
17	11/12/17	GB	2	8:09	GB 25	M.Trubisky 23 yd. pass to B.Cunningham pushed ob	CHI	Reversed	B.Cunningham fumbles ball out of bounds in end zone. Touchback
18	11/26/17	at PHI	2	3:11	PHI 43	N.Agholor 9 yd. pass from C.Wentz	PHI	Upheld	
19	11/26/17	at PHI	4	2:22	PHI 32	M.Trubisky intercepted by R.Douglas	R.A.	Reversed	M.Trubisky pass incomplete
20	12/3/17	SF	1	4:50	SF 47	J.Garoppolo intercepted by K.Fuller	R.A.	Upheld	
21	12/3/17	SF	3	2:18	CHI 16	J.Garoppolo pass incomplete	SF	Upheld	
22	12/3/17	SF	2	10:37	CHI 25	M.Trubisky 9 yd. run	CHI	Upheld	
23	12/10/17	at CIN	1	13:22	CIN 10	A.Erickson 7 yd. pass from A.Dalton	CIN	Reversed	A.Erickson 9 yd. pass from A.Dalton
24	12/10/17	at CIN	1	7:13	CHI 30	M.Trubisky, illegal forward pass	CHI	Upheld	
25	12/10/17	at CIN	4	13:37	CHI 42	A.Green 20 yd. pass from A.Dalton. Pushed O	CHI	Reversed	A.Green 20 yd. pass from A.Dalton. Fumbles, recovered by E.Jackson
26	12/10/17	at CIN	4	9:25	CIN 8	J.Howard 8 yd. TD run	R.A.	Upheld	
27	12/17/17	CLE	3	5:22	CLE 28	T.Cohen 13 yd. pass from M.Trubisky	CHI	Upheld	
28									
29									
30									

Bears All-time Challenges

Year	Challenges	Reversed	Pct.
2011	4	3	42.3%
2016	6	2	33.3%
2015	4	1	25.0%
2014	2	1	50.0%
2013	5	3	60.0%
2012	4	1	25.0%
2011	6	4	66.7%
2010	6	1	16.7%
2009	10	2	20.0%
2008	10	4	40.0%
2007	6	3	50.0%
2006	9	3	33.3%
2005	8	1	12.5%
2004	10	4	40.0%
2003	6	2	33.3%
2002	5	3	60.0%
2001	4	1	25.0%
2000	5	2	40.0%
1999	5	2	40.0%
TOTAL	118	43	36.4%

Opponent All-time Challenges

Year	Challenges	Reversed	Pct.
2017	5	2	40.0%
2016	4	1	25.0%
2015	8	5	62.5%
2014	7	2	28.6%
2013	4	2	50.0%
2012	4	3	75.0%
2011	11	6	54.5%
2010	11	2	18.2%
2009	6	2	33.3%
2008	13	8	61.5%
2007	9	4	44.4%
2006	6	3	50.0%
2005	8	2	25.0%
2004	6	3	50.0%
2003	6	0	0.0%
2002	10	8	80.0%
2001	3	1	33.3%
2000	8	1	12.5%
1999	4	0	0.0%
TOTAL	133	55	41.4%

Replay Assistant All-time Challenges

Year	Challenges	Upheld in Bears favor	Reversed in Bears favor
2017	15	4	2
2016	4	0	1
2015	15	5	4
2014	19	4	3
2013	16	7	0
2012	23	7	5
2011	7	2	0
2010	7	4	0
2009	1	0	0
2008	9	2	2
2007	9	2	2
2006	7	4	3
2005	1	0	0
2004	1	0	0
2003	4	2	1
2002	8	3	0
2001	7	4	1
2000	7	2	1
1999	8	2	0
TOTAL	168	52	25



STATISTICS

CHICAGO BEARS 2017 WEEK-BY-WEEK NFL RANKINGS

OFFENSE								
Week	Total Yds per GM	Rush Yds per GM	Pass Yds per GM	1st DNs per GM	Points per GM	PCT had INT	Sacks per PA	3rd DN EFF
1	301.0	125.0	176.0	20.0	17.0	0.0%	0.10	38.5%
	16	8	211	12t	20t	11	22t	15t
2	305.5	72.5	233.0	19.5	12.0	2.4%	0.06	44.4%
	21	26	15t	14t	25t	21t	10t	11
3	305.0	126.7	183.3	19.0	15.7	2.8%	0.07	41.0%
	21	8	27	17t	28	19	15	11
4	306.3	117.5	188.8	19.3	15.3	3.6%	0.06	41.2%
	23	12	27	18t	29	26	11	12
5	299.8	117.0	182.8	18.6	15.6	3.6%	0.05	38.1%
	27	12	28	20	30	28	8	17t
6	306.8	136.0	170.8	18.5	17.5	3.3%	0.07	36.3%
	26	3	29	22t	28t	25	15	25
7	284.9	126.3	158.6	16.6	17.4	3.2%	0.09	34.1%
	30	7	31	30t	26	25	22	28
8	287.6	130.1	157.5	16.6	16.8	3.2%	0.09	36.1%
	29	4	31	30	28	25	23	23
9	287.6	130.1	157.5	16.6	16.8	3.2%	0.09	36.1%
	29	6	32	30t	27	26	23	23
BYE	291.6	121.8	169.8	16.3	16.7	2.7%	0.09	35.2%
	29	9	31	31	28t	23	27	24t
11	302.2	131.8	170.4	17.1	17.4	2.4%	0.09	35.1%
	26	5	31	28	27t	17	25	27
12	287.5	120.4	167.1	16.4	16.1	2.8%	0.08	34.0%
	29	9	31	30	29	24	23	27
13	275.8	115.5	160.3	15.7	15.9	2.7%	0.09	35.1%
	32	12t	32	32	30	22	24	28
14	291.6	124.5	167.2	16.7	17.2	2.5%	0.08	35.2%
	30	7	32	28t	29	19	24	26
15	295.7	118.6	177.1	17.1	16.7	2.9%	0.08	35.6%
	30	11	31	29	28	27	21	25
16	293.2	117.2	176.0	17.0	16.9	2.8%	0.09	36.3%
	30	11	31	27t	29	23	25	24
17								

SPECIAL TEAMS				
RETURNS				
Week	Punt Ret. Avg.	KR Avg.	Gross Punt Avg.	Net Punt Avg.
1	15.0	23.3	46.8	40.0
	4	8	7	19
2	11.0	22.6	51.5	41.4
	7	12	2	14t
3	9.2	22.8	48.5	41.6
	13	12	6	15
4	7.8	23.4	48.6	42.6
	12	9	4	9
5	7.3	20.8	47.2	39.6
	18	19	11	27
6	8.1	20.8	47.1	37.5
	16	18	9	30
7	7.9	20.8	47.4	38.9
	17	19	9	27
8	7.4	22.1	48.2	39.7
	17	13	6	26
9	7.4	22.1	48.2	39.7
	18	11	5	26
BYE	7.5	21.9	48.2	39.7
	19	12	5	25
11	7.3	22.3	48.0	39.8
	19	12	5	25
12	7.3	21.8	47.4	39.7
	19	14	6	24
13	9.5	21.2	46.8	39.4
	8	17	9	26
14	9.1	21.2	46.8	39.6
	14	17	9	26
15	8.8	21.1	46.7	39.3
	17	16	10	28
16	8.8	21.0	46.6	39.3
	13	19	10	28
17				

DEFENSE								
Week	Total Yds per GM	Rush Yds per GM	Pass Yds per GM	1st DNs per GM	Points per GM	PCT had INT	Sacks per PA	3rd DN EFF
1	372.0	64.0	308.0	18.0	23.0	0.0%	0.06	45.5%
	25	10t	27	11	19t	19t	15	21
2	341.5	90.5	251.0	20.0	26.0	0.0%	0.07	50.0%
	25	15	24	20t	28	24t	19	26t
3	321.7	83.7	238.0	19.7	23.0	0.0%	0.07	45.9%
	12	9	20	19t	21t	27t	15	26
4	306.3	85.5	220.8	19.0	26.0	0.0%	0.07	47.1%
	8	6	15	13t	27	29t	18	30
5	305.0	100.2	204.8	18.6	24.8	0.0%	0.08	45.5%
	6	13	8	10t	25t	30t	10	28
6	302.7	104.3	198.3	18.2	24.7	1.0%	0.08	39.3%
	6	15	8	8	25	29	12	17
7	301.3	104.9	196.4	18.4	21.6	1.7%	0.09	39.4%
	7	11	9	10t	14	25	8	16
8	312.0	104.4	207.6	18.5	21.4	1.5%	0.09	38.0%
	8	12	10	12	14	26	9	15
9	312.0	104.4	207.6	18.5	21.4	1.5%	0.09	38.0%
	8	13	11	11	13	26	7	13
10	315.3	110.6	204.8	18.4	21.6	1.4%	0.09	38.7%
	9	15	10	10t	13	28	6	13
11	319.0	106.0	213.0	18.6	22.1	1.3%	0.09	38.1%
	11	12	12	11t	15	29	3	11
12	328.2	112.4	215.8	19.1	22.9	1.1%	0.08	38.7%
	12	16	12	15	15	30	7	15
13	333.2	112.2	221.0	19.4	22.3	1.3%	0.08	40.5%
	14	15	12	16	14	30	8	21
14	325.5	108.9	216.6	19.0	21.1	1.4%	0.08	39.4%
	11	14	9	14	14	29	6	18
15	323.2	107.6	215.6	18.9	21.0	1.3%	0.08	39.9%
	8	11	10	12t	12t	29	5	20
16	318.5	105.5	213.1	18.5	19.8	1.6%	0.08	39.3%
	8	9	8	11	10	29	6	21
17								

COVERAGE				
Week	Punt Ret. Avg.	KR Avg.	Gross Punt Avg.	Net Punt Avg.
1	12.0	11.0	59.3	44.3
	26	10t	30	24t
2	13.7	10.0	54.0	44.8
	27	4	31	31
3	9.3	17.5	47.9	41.1
	23	7	26	17
4	8.7	17.5	47.8	42.7
	24	3	28	24
5	10.2	21.5	46.5	41.6
	25	14t	23	18
6	15.6	30.8	48.6	43.4
	32	32	30	28
7	13.9	29.1	49.1	43.8
	30	32	30	29
8	13.0	26.8	49.3	44.1
	30	29	31	30
9	13.0	26.8	49.3	44.1
	31	29	31	31
10	12.6	26.6	48.5	43.5
	31	29	30	29
11	12.1	24.4	48.0	43.2
	32	26	30	30
12	12.2	24.4	47.8	43.2
	31	27	30	30
13	11.8	24.7	47.3	41.5
	29	27	29	23
14	11.4	23.7	47.6	42.2
	30	27	31	27
15	11.4	22.4	47.4	42.1
	30	23	31	24
16	11.0	21.8	47.5	41.9
	30	22	31	25
17				



CHICAGO BEARS GAME RELEASE

STATISTICS

CHICAGO BEARS 2017 RECORD WHEN ...

SITUATIONS	2008	2009	2010	2011	2012	2013	2014	2015	2016	2017
REGULAR SEASON	9 - 7	7 - 9	11 - 5	8 - 8	10 - 6	8 - 8	5 - 11	6 - 10	3 - 13	5 - 10
POST-SEASON			1 - 1							
HOME	6 - 2	5 - 3	5 - 3	5 - 3	5 - 3	5 - 3	2 - 6	1 - 7	3 - 5	3 - 5
ROAD	3 - 5	2 - 6	6 - 2	3 - 5	5 - 3	3 - 5	3 - 5	5 - 3	0 - 8	2 - 5
vs. NFC Central/North	4 - 2	3 - 3	5 - 1	3 - 3	3 - 3	2 - 4	1 - 5	1 - 5	2 - 4	0 - 5
HOME	3 - 0	2 - 1	3 - 0	2 - 1	2 - 1	1 - 2	1 - 2	0 - 3	2 - 1	0 - 3
ROAD	1 - 2	1 - 2	2 - 1	1 - 2	1 - 2	1 - 2	0 - 3	1 - 2	0 - 3	0 - 2
vs. NFC	7 - 5	5 - 7	8 - 4	7 - 5	7 - 5	4 - 8	4 - 8	3 - 9	3 - 9	1 - 10
HOME	5 - 1	3 - 3	4 - 2	4 - 2	4 - 2	3 - 3	2 - 4	0 - 7	3 - 3	1 - 5
ROAD	2 - 4	2 - 4	4 - 2	3 - 3	3 - 3	1 - 5	2 - 4	3 - 2	0 - 6	0 - 5
vs. AFC	2 - 2	2 - 2	3 - 1	1 - 3	3 - 1	4 - 0	1 - 3	3 - 1	0 - 4	4 - 0
HOME	1 - 1	2 - 0	1 - 1	1 - 1	1 - 1	2 - 0	0 - 2	1 - 1	0 - 2	2 - 0
ROAD	1 - 1	0 - 2	2 - 0	0 - 2	2 - 0	2 - 0	1 - 1	2 - 0	0 - 2	2 - 0
OUTDOORS	7 - 5	6 - 7	8 - 5	7 - 6	8 - 5	8 - 5	4 - 10	5 - 9	3 - 8	5 - 8
DOMES	2 - 2	1 - 2	3 - 0	1 - 2	2 - 1	0 - 3	1 - 1	1 - 1	0 - 5	0 - 2
NATURAL GRASS	6 - 5	5 - 4	7 - 3	6 - 5	8 - 4	7 - 5	3 - 7	4 - 7	3 - 8	4 - 7
ARTIFICIAL SURFACE	3 - 2	2 - 5	4 - 2	2 - 3	2 - 2	1 - 3	2 - 4	2 - 3	0 - 7	1 - 3
Positive Turnover Margin	4 - 1	6 - 1	7 - 0	4 - 2	9 - 3	5 - 0	4 - 2	2 - 2	1 - 2	4 - 3
Negative Turnover Margin	2 - 2	0 - 6	3 - 2	1 - 4	1 - 3	2 - 4	1 - 9	3 - 5	1 - 10	0 - 5
Equal Turnover Margin	3 - 4	1 - 2	1 - 3	3 - 2	0 - 0	1 - 4	0 - 0	1 - 3	1 - 1	1 - 2
SCORE FIRST	6 - 5	4 - 1	6 - 3	5 - 3	7 - 2	3 - 3	1 - 3	1 - 3	2 - 6	5 - 2
OPP. SCORES FIRST	3 - 2	3 - 8	5 - 2	3 - 5	3 - 4	5 - 5	4 - 8	5 - 7	1 - 7	0 - 8
ALLOW 0-17 POINTS	5 - 0	3 - 1	6 - 3	4 - 2	5 - 2	0 - 0	3 - 1	3 - 1	3 - 1	4 - 1
ALLOW 18+ POINTS	4 - 7	4 - 8	5 - 2	4 - 6	5 - 4	8 - 8	2 - 10	3 - 9	0 - 12	1 - 9
SCORE 0-17 POINTS	0 - 4	2 - 7	1 - 4	1 - 6	1 - 6	0 - 1	0 - 7	1 - 2	1 - 9	1 - 8
SCORE 18+ POINTS	9 - 3	5 - 2	10 - 1	7 - 2	9 - 0	8 - 7	5 - 4	5 - 8	2 - 4	4 - 2
3-POINT GAMES OR LESS	2 - 3	1 - 0	2 - 2	0 - 1	2 - 0	3 - 2	0 - 1	3 - 4	1 - 3	1 - 3
7-POINT GAMES OR LESS	5 - 5	3 - 5	6 - 3	4 - 2	2 - 3	5 - 2	0 - 4	4 - 6	0 - 3	2 - 5
IN OVERTIME	2 - 1	1 - 0	0 - 0	0 - 1	0 - 1	1 - 1	0 - 1	0 - 2	0 - 0	2 - 0
WIN COIN TOSS	4 - 5	5 - 1	6 - 5	4 - 5	5 - 4	4 - 4	3 - 5	2 - 5	2 - 5	5 - 7
LOSE COIN TOSS	5 - 2	2 - 8	5 - 0	4 - 3	5 - 2	4 - 4	2 - 6	4 - 5	1 - 8	0 - 3
LEAD AFTER 1st QTR	6 - 4	3 - 0	6 - 0	6 - 1	8 - 1	2 - 3	1 - 2	1 - 0	2 - 4	3 - 3
TRAIL AFTER 1st QTR	0 - 3	3 - 5	3 - 2	1 - 3	0 - 3	3 - 3	3 - 5	4 - 9	1 - 7	1 - 6
TIED AFTER 1st QTR	3 - 0	1 - 4	2 - 3	1 - 4	2 - 2	3 - 2	1 - 4	1 - 1	0 - 2	1 - 1
LEAD @ HALFTIME	7 - 1	4 - 0	6 - 2	8 - 2	8 - 0	5 - 0	3 - 1	4 - 1	3 - 3	5 - 1
TRAIL @ HALFTIME	2 - 5	1 - 9	4 - 3	0 - 5	1 - 6	2 - 7	2 - 8	2 - 7	0 - 9	0 - 8
TIED @ HALFTIME	0 - 1	2 - 0	1 - 0	0 - 1	1 - 0	1 - 1	0 - 2	0 - 2	0 - 1	0 - 1
LEAD AFTER 3rd QTR	7 - 2	6 - 3	8 - 0	7 - 1	9 - 1	4 - 2	4 - 2	2 - 1	3 - 2	5 - 1
TRAIL AFTER 3rd QTR	2 - 5	1 - 6	3 - 4	1 - 7	1 - 5	3 - 6	1 - 8	4 - 7	0 - 11	0 - 9
TIED AFTER 3rd QTR	0 - 0	0 - 0	0 - 1	0 - 0	0 - 0	1 - 0	0 - 1	0 - 2	0 - 0	0 - 0
TOTAL NET YARDS										
0-200	0 - 0	0 - 1	0 - 2	0 - 1	0 - 3	0 - 0	0 - 0	0 - 1	0 - 1	1 - 2
201-300	4 - 5	3 - 5	5 - 1	2 - 4	5 - 1	1 - 1	3 - 5	1 - 1	0 - 4	1 - 1
301-400	4 - 1	3 - 2	5 - 2	6 - 1	3 - 1	3 - 3	0 - 4	4 - 6	1 - 4	2 - 7
401+	1 - 1	1 - 1	1 - 0	0 - 2	2 - 1	4 - 4	2 - 2	1 - 2	2 - 4	1 - 0
TOTAL RUSHING YARDS										
0-74	3 - 1	1 - 5	1 - 4	0 - 2	0 - 0	0 - 2	2 - 6	0 - 0	0 - 4	1 - 5
75-99	3 - 3	1 - 2	1 - 0	3 - 1	2 - 2	1 - 2	1 - 2	2 - 6	0 - 5	1 - 0
100-124	0 - 2	2 - 1	6 - 1	2 - 2	3 - 3	3 - 1	1 - 0	2 - 2	1 - 1	0 - 2
125-149	0 - 0	1 - 1	2 - 0	0 - 0	1 - 1	2 - 3	1 - 1	0 - 0	1 - 2	0 - 1
150+	3 - 1	2 - 0	1 - 0	3 - 3	4 - 0	2 - 0	0 - 2	2 - 2	1 - 1	3 - 2
100-YARD RUSHER	3 - 0	2 - 0	3 - 0	3 - 3	3 - 0	3 - 2	1 - 2	0 - 1	3 - 4	3 - 2
NET PASSING YARDS										
0-149	3 - 2	1 - 2	1 - 3	3 - 3	2 - 4	0 - 0	1 - 0	0 - 1	0 - 2	3 - 2
150-199	3 - 2	2 - 2	5 - 0	0 - 1	3 - 0	1 - 1	2 - 4	2 - 4	1 - 2	1 - 4
200-249	1 - 2	1 - 1	3 - 1	2 - 3	2 - 1	2 - 2	0 - 1	2 - 2	1 - 3	0 - 1
250-299	1 - 1	3 - 2	1 - 1	3 - 1	1 - 0	4 - 1	0 - 4	1 - 2	1 - 1	1 - 2
300+	1 - 0	0 - 2	1 - 0	0 - 0	2 - 1	1 - 4	2 - 2	1 - 1	0 - 5	0 - 1
300-YARD PASSER	1 - 0	0 - 3	1 - 0	1 - 1	1 - 0	1 - 4	2 - 2	1 - 2	1 - 6	0 - 2
100-YARD RECEIVER	0 - 1	1 - 2	2 - 1	0 - 2	5 - 3	4 - 6	3 - 4	2 - 4	1 - 6	1 - 0



STATISTICS

UPDATED SERIES RECORDS

Includes Postseason

NFC EAST	W	L	T	PCT.	PF	PA	LG W STRK	LONG L STRK	CURRENT STRK
Dallas	11	15	0	0.423	493	561	3	6	L2
N.Y. Giants	33	23	2	0.589	1011	854	5	4	L1
Philadelphia	30	14	1	0.682	929	689	11	5	L3
Washington	23	26	1	0.469	1070	934	6	7	L7
Div. Totals	97	78	4	0.554	3503	3038			

NFC NORTH	W	L	T	PCT.	PF	PA	LG W STRK	LONG L STRK	CURRENT STRK
Chicago	--	--	--	--	--	--	--	--	--
Detroit	97	74	5	0.567	3409	3152	11	6	L3
Green Bay	94	96	6	0.495	3361	3393	8	10	L4
Minnesota	52	59	2	0.468	2206	2379	6	8	L2
Div. Totals	243	229	13	0.515	8976	8924			

NFC WEST	W	L	T	PCT.	PF	PA	LG W STRK	LONG L STRK	CURRENT STRK
Arizona	58	28	6	0.674	1718	1175	9	4	L1
Los Angeles	53	36	3	0.594	2139	1847	8	5	W1
San Francisco	30	34	1	0.469	1307	1481	3	6	L1
Seattle	6	11	0	0.353	352	381	2	4	L3
Div. Totals	147	109	10	0.574	5516	4884			

NFC SOUTH	W	L	T	PCT.	PF	PA	LG W STRK	LONG L STRK	CURRENT STRK
Atlanta	14	13	0	0.519	515	470	5	5	L1
Carolina	6	4	0	0.600	217	194	3	2	W1
New Orleans	15	15	0	0.500	615	579	4	4	L4
Tampa Bay	38	20	0	0.655	1231	952	12	6	L2
Div. Totals	73	52	0	0.584	2578	2195			

NFC TOTALS	560	468	29	0.545	20573	19041			
-------------------	------------	------------	-----------	--------------	--------------	--------------	--	--	--

AFC EAST	W	L	T	PCT.	PF	PA	LG W STRK	LONG L STRK	CURRENT STRK
Buffalo	7	5	0	0.583	240	185	2	2	L1
Miami	4	8	0	0.333	208	304	2	4	L1
New England	4	9	0	0.308	219	298	3	4	L4
N.Y. Jets	8	3	0	0.727	221	168	4	2	W4
Div. Totals	23	25	0	0.479	888	955			

AFC NORTH	W	L	T	PCT.	PF	PA	LG W STRK	LONG L STRK	CURRENT STRK
Baltimore	4	2	0	0.667	97	101	2	1	W2
Cincinnati	5	6	0	0.455	214	195	2	2	W2
Cleveland	7	9	0	0.438	297	382	3	3	W3
Pittsburgh	22	7	1	0.759	610	407	10	3	W3
Div. Totals	38	24	1	0.613	1218	1085			

AFC WEST	W	L	T	PCT.	PF	PA	LG W STRK	LONG L STRK	CURRENT STRK
Denver	7	8	0	0.467	291	0	3	2	L2
Kansas City	7	5	0	0.583	185	224	3	1	W1
Oakland	7	7	0	0.500	256	249	3	3	W1
San Diego	7	5	0	0.583	204	232	3	3	W2
Div. Totals	28	25	0	0.528	936	705			

AFC SOUTH	W	L	T	PCT.	PF	PA	LG W STRK	LONG L STRK	CURRENT STRK
Houston	0	4	0	0.000	49	91	0	5	L5
Indianapolis	19	24	0	0.442	889	927	6	7	L1
Jacksonville	4	3	0	0.571	169	116	1	1	L1
Tennessee	6	6	0	0.500	259	272	3	2	L1
Div. Totals	29	37	0	0.439	1366	1406			

AFC TOTALS	118	111	1	0.515	4408	4151			
-------------------	------------	------------	----------	--------------	-------------	-------------	--	--	--

**93 SAM ACHO****Ht:** 6-3**Wt:** 260**Age:** 29**College:** Texas**Bears Season:** 3**NFL Season:** 7**Acquired:** Unrestricted free agent in 2015 (ARI)**LINEBACKER**

PRO CAREER: Appeared in 97 games with 56 starts over seven seasons with the Chicago Bears (2011-14) and the Chicago Bears (2015-17), producing 250 tackles, 16 sacks, 23 TFLs, 3 interceptions, 10 pass breakups, 10 forced fumbles and 3 fumble recoveries (2 defensive and one of his own teammate's on special teams) ... added 31 tackles on special teams ... in one postseason contest with the Cardinals, registered 7 tackles, including a strip-sack that was recovered by Arizona's defense ... 7 sacks in 2011 were the second most by a Cardinals rookie in franchise history, trailing Simeon Rice's 12.5 in 1996 ... became the first Cardinals rookie to have a sack in three-straight games since Rice in 1996.

2017 SEASON: Appeared in 15 games (11 starts), recording 38 tackles, 2 sacks, 1 TFL, 1 forced fumble and 5 STTs.

2017 CHICAGO BEARS

Date	W/L	Opponent	Tkls-S	Sk-YL	INT-Yds	PD	FF	FR	TFL
9/10	L	ATL	3-1	0-0	0-0	0	0	0	0
9/17*	L	at TB	3-2	0-0	0-0	0	0	0	0
9/24*	W	PIT	0-0	0-0	0-0	0	0	0	0
9/28	L	at GB	0-0	0-0	0-0	0	0	0	0
10/9	L	MIN	2-2	0-0	0-0	0	0	0	0
10/15*	W	at BAL	3-3	0-0	0-0	0	0	0	0
10/22	W	CAR	3-2	0-0	0-0	0	0	0	0
10/29*	L	at NO	4-3	0-0	0-0	0	0	0	0
11/12*	L	GB	3-2	0.5-4	0-0	0	0	0	0
11/19*	L	DET	1-1	0-0	0-0	0	0	0	0
11/26*	L	at PHI	4-2	0-0	0-0	0	0	0	0
12/3*	L	SF	0-0	0-0	0-0	0	0	0	0
12/10*	W	at CIN	4-1	0-0	0-0	0	0	0	0
12/16*	L	at DET	4-3	1-12	0-0	0	1	0	1
12/24*	W	CLE	4-3	0.5-2	0-0	0	0	0	0
12/31		at MIN							
Totals	4-7		38-25	2-18	0-0	0	1	0	1

*Denotes Game Started

SAM ACHO'S NFL STATISTICS**REGULAR SEASON**

Year	Team	GP	GS	Tackles					Interceptions					Fumbles			Misc.	
				Tot	S	A	Sk	Yds	No	Yds	Lg	TD	PD	FF	FR	Yds	TFL	STT
2011	Arizona	16	10	36	30	6	7.0	50.0	0	0	-	0	2	4	1	1	5.0	7
2012	Arizona	16	16	45	32	13	4.0	18.0	2	2	2	0	3	2	0	0	6.0	3
2013	Arizona	3	2	3	3	0	1.0	9.0	0	0	-	0	0	1	1	0	1.0	2
2014	Arizona	16	4	28	21	7	1.0	15.0	1	3	3	0	3	0	0	0	4.0	3
2015	Chicago	15	7	60	31	29	0.0	0.0	0	0	-	0	1	1	1	0	3.0	8
2016	Chicago	16	6	40	23	17	1.0	3.0	0	0	-	0	1	1	0	0	3.0	3
2017	Chicago	15	11	38	25	13	2.0	18.0	0	0	-	0	0	1	0	0	1.0	5
Bears totals		46	24	138	79	59	3.0	21.0	0	0	-	0	2	3	1	0	7.0	16
NFL totals		97	56	250	165	85	16.0	113.0	3	5	3	0	10	10	3	1	23.0	31

SEASON / CAREER / PLAYOFF HIGHS

	2017	Career	Playoff
Tackles	4, five times	8, twice	7, at CAR (1/3/15)
Solos	3, four times	5, twice	2, at CAR (1/3/15)
Sacks	1, at DET (12/16)	2, at STL (11/27/11)	1, at CAR (1/3/15)
Tackles for Loss	1, at DET (12/16)	2, twice	None



38 ADRIAN AMOS

Ht: 6-0

Wt: 214

Age: 24

College: Penn State

Bears Season: 3

NFL Season: 3

Acquired: 5th round of the 2015 draft (142nd overall)

DEFENSIVE BACK

PRO CAREER: Appeared in 43 games with 39 starts over three seasons with the Chicago Bears (2015-17), producing 223 tackles, 1.0 sack, 9 TFLs, 11 pass breakups, 2 forced fumbles, 2 fumble recoveries and 1 interception (returned for a touchdown) ... adds 6 tackles on special teams ... named to Mel Kiper and the PFWA's all-Rookie teams following a 2015 season in which he started all 16 games, collecting a team-high 108 tackles, including 1 sack, 3 TFLs and 4 PBU's ... became the first Bears rookie to lead the team in defensive tackles (based on coaches review) since Brian Urlacher (2000).

HONORS AND AWARDS: 2015: All-Rookie (PFWA & Mel Kiper); Brian Piccolo Award.

2017 SEASON: Appeared in 12 games (9 starts), recording 55 tackles, 3 pass breakups, 3 TFLs, 1 forced fumble, 1 fumble recovery and 1 interception... Adds 2 STTs... Recorded his first career interception and returned it 90 yards for a touchdown at BAL (10/15)... Inactive Games 12-14.

2017 CHICAGO BEARS

Date	W/L	Opponent	Tkls-S	Sk-VL	INT-Yds	PD	FF	FR	TFL
9/10	L	ATL	0-0	0-0	0-0	0	0	0	0
9/17	L	at TB	0-0	0-0	0-0	0	0	0	0
9/24	W	PIT	0-0	0-0	0-0	0	0	0	0
9/28*	L	at GB	8-7	0-0	0-0	0	0	0	0
10/9*	L	MIN	8-8	0-0	0-0	0	0	0	0
10/15*	W	at BAL	8-6	0-0	1-90	2	0	0	1
10/22*	W	CAR	6-6	0-0	0-0	1	0	0	1
10/29*	L	at NO	5-5	0-0	0-0	0	1	1	2
11/12*	L	GB	8-8	0-0	0-0	0	0	0	0
11/19*	L	DET	5-5	0-0	0-0	0	0	0	0
11/26*	L	at PHI	5-5	0-0	0-0	0	0	0	0
12/3	L	SF			INACTIVE				
12/10	W	at CIN			INACTIVE				
12/16	L	at DET			INACTIVE				
12/24*	W	CLE	2-2	0-0	0-0	0	0	0	0
12/31		at MIN							
Totals	3-6		55-52	0-0	1-90	3	1	1	4

*Denotes Game Started

ADRIAN AMOS' NFL STATISTICS

REGULAR SEASON

Year	Team	GP	GS	Tackles				Interceptions				Fumbles			Misc.			
				Tot	S	A	Sk	Yds	No	Yds	Lg	TD	PD	FF	FR	Yds	TFL	STT
2015	Chicago	16	16	108	78	30	1.0	7.0	0	0	-	0	4	0	0	0	3.0	1
2016	Chicago	15	14	60	50	10	0.0	0.0	0	0	-	0	4	1	1	21	2.0	3
2017	Chicago	12	9	55	52	3	0.0	0.0	1	90	90t	1	3	1	1	4	4.0	2
NFL totals		43	39	223	180	43	1.0	7.0	1	90	90t	1	11	2	2	25	9.0	6

SEASON / CAREER / PLAYOFF HIGHS

	2017	Career	Playoff
Tackles	8, four times	11, twice.....	None
Solos	8, twice	9, vs. WAS (12/13/15)	None
Tackles For Loss	2, at NO (10/29).....	Same.....	None
Interceptions	1, at BAL (10/15).....	Same.....	None
Sacks	None	1, vs. DEN (11/22/15)	None

**20****PRINCE
AMUKAMARA****Ht:** 6-0**Wt:** 202**Age:** 28**College:** Nebraska**Bears Season:** 1**NFL Season:** 7**Acquired:** Unrestricted free agent in 2017 (JAX)**DEFENSIVE BACK**

PRO CAREER: Appeared in 82 contests with 68 starts over seven seasons for the New York Giants (2011-15), Jacksonville Jaguars (2016) and Chicago Bears (2017) ... compiled 353 tackles, 7 interceptions, 56 pass breakups, 4 forced fumbles, 3 fumble recoveries and 7 TFLs ... won a Super Bowl as a rookie for the New York Giants in 2011.

2017 SEASON: Appeared in 13 games (11 starts), recording 43 tackles, 7 pass defenses, 1 forced fumble and 1 fumble recovery. Inactive for Games 1 and 2.

PREVIOUS SEASONS: 2016: Appeared in 14 games with 12 starts for the Jacksonville Jaguars, recording 49 tackles, 6 pass breakups and 1 TFL. **2015:** Played in 11 games with 10 starts and totaled 63 tackles (55 solo), 9 passes defended, 1 interception, 1 forced fumble and 1 fumble recovery ... missed five games due to a pectoral injury. **2014:** Started each of the season's first eight games ... recorded 46 tackles and a career-high 3 interceptions which tied for 2nd on the team. Suffered a torn right bicep on 11/3 vs. Indianapolis and was put on injured reserve. **2013:** Started every game for the first time in his career ... finished 4th on the team with 83 tackles and was second with 14 passes defended. **2012:** Played in 13 games with 11 starts at RCB ... finished the season with 59 tackles, 1 interception and 6 passes defended. **2011:** Played in the final seven regular season games and all four postseason contests as a rookie for the Super Bowl winning New York Giants, recording 14 tackles, 1 interception, 2 pass breakups and 1 fumble recovery ... season was shortened because of a fractured foot suffered in training camp.

2017 CHICAGO BEARS

Date	W/L	Opponent	Tkls-S	Sk-YL	INT-Yds	PD	FF	FR	TFL
9/10	L	ATL							
9/17	L	at TB							
					INACTIVE				
9/24	W	PIT	3-2	0-0	0-0	2	0	0	0
9/28	L	at GB	0-0	0-0	0-0	0	0	0	0
10/9*	L	MIN	4-4	0-0	0-0	0	0	0	0
10/15*	W	at BAL	2-2	0-0	0-0	0	0	0	0
10/22*	W	CAR	4-4	0-0	0-0	1	0	0	0
10/29*	L	at NO	2-2	0-0	0-0	0	0	0	0
11/12*	L	GB	1-1	0-0	0-0	0	0	0	0
11/19*	L	DET	3-3	0-0	0-0	0	0	0	0
11/26*	L	at PHI	6-6	0-0	0-0	2	1	0	0
12/3*	L	SF	4-4	0-0	0-0	0	0	0	0
12/10*	W	at CIN	6-6	0-0	0-0	1	0	0	0
12/16*	L	at DET	6-5	0-0	0-0	1	0	0	0
12/24*	W	CLE	2-2	0-0	0-0	0	0	1	0
12/31		at MIN							
Totals	4-7		41-39	0-0	0-0	7	1	1	0

*Denotes Game Started



PRINCE AMUKAMARA'S NFL STATISTICS

REGULAR SEASON

Year	Team	GP	GS	Tackles					Interceptions					Fumbles			Misc.	
				Tot	S	A	Sk	Yds	No	Yds	Lg	TD	PD	FF	FR	Yds	TFL	STT
2011	N.Y. Giants	7	0	14	12	2	0.0	0.0	1	0	0	0	3	0	1	0	0.0	0
2012	N.Y. Giants	13	11	59	45	14	0.0	0.0	1	0	0	0	6	0	0	0	1.0	0
2013	N.Y. Giants	16	16	83	72	11	0.0	0.0	1	-4	-4	0	14	2	0	0	4.0	0
2014	N.Y. Giants	8	8	46	37	9	0.0	0.0	3	66	38	0	11	0	0	0	0.0	0
2015	N.Y. Giants	11	10	63	55	8	0.0	0.0	1	6	6	0	9	1	1	0	1.0	0
2016	Jacksonville	14	12	49	46	3	0.0	0.0	0	0	-	0	5	0	0	0	1.0	0
2017	Chicago	13	11	43	41	2	0.0	0.0	0	0	-	0	7	0	1	0.0	0.0	0
NFL totals		82	68	353	312	41	0.0	0.0	7	68	38	0	56	4	3	0	7.0	0

POSTSEASON

Year	Team	GP	GS	Tackles					Interceptions					Fumbles			Misc.	
				Tot	S	A	Sk	Yds	No	Yds	Lg	TD	PD	FF	FR	Yds	TFL	STT
2011	N.Y. Giants	4	0	3	2	1	0.0	0.0	0	0	-	0	0	0	0	0	0.0	0

SEASON / CAREER / PLAYOFF HIGHS

	2017	Career	Playoff
Tackles	6, three times	10, twice	2, vs. ATL (1/8/12)
Solos	6, twice	10, vs. DEN (9/15/13)	1, twice
Tackles For Loss	None	1, seven times	None
Sacks	None	None	None
Interceptions	None	1, 7 times	None



58 JONATHAN ANDERSON

Ht: 6-1 **Wt:** 235
Age: 26 **College:** TCU
Bears Season: 3 **NFL Season:** 3
Acquired: Undrafted free agent in 2015

LINEBACKER

PRO CAREER: In his third season, appeared in 28 contests with 3 starts for the Bears (2015-17) ... compiled 47 tackles, 1 interception, 5 pass breakups and 2 TFLs ... tallied 8 STTs ... in 2015, and teammate Harold Jones-Quartey became the first pair of undrafted rookies to record interceptions in the same season in Bears history.

2017 SEASON: Has played in 10 games for the Bears this season, making four tackles, three coming against Minnesota...Waived prior to Game 8, before being added to the practice squad.

PREVIOUS SEASONS: 2016: Appeared in 8 games (Games 1-3, 11-14 & 16), recording 3 tackles and 5 special teams tackles ... spent Weeks 4-12 on the practice squad. **2015:** Finished his rookie campaign recording 40 tackles, 1 interception, 5 pass breakups and 2 TFLs ... 40 tackles ranked 2nd among Bears rookies and 5 pass breakups led the Bears LB corps ... he and Harold Jones-Quartey became the first pair of undrafted rookies to record interceptions in the same season in Bears history.

2017 CHICAGO BEARS

Date	W/L	Opponent	Tkls-S	Sk-YL	INT-Yds	PD	FF	FR	TFL	
9/10	L	ATL	PRACTICE SQUAD							
9/17	L	at TB	1-1	0-0	0-0	0	0	0	0	
9/24	W	PIT	0-0	0-0	0-0	0	0	0	0	
9/28	L	at GB	0-0	0-0	0-0	0	0	0	0	
10/9	L	MIN	3-2	0-0	0-0	0	0	0	0	
10/15	W	at BAL	0-0	0-0	0-0	0	0	0	0	
10/22	W	CAR	0-0	0-0	0-0	0	0	0	0	
10/29	L	at NO	NOT WITH TEAM							
11/12	L	GB	0-0	0-0	0-0	0	0	0	0	
11/19	L	DET	0-0	0-0	0-0	0	0	0	0	
11/26	L	at PHI	0-0	0-0	0-0	0	0	0	0	
12/3	L	SF	0-0	0-0	0-0	0	0	0	0	
12/10	W	at CIN	NOT WITH TEAM							
12/16	L	at DET	PRACTICE SQUAD							
12/24	W	CLE	PRACTICE SQUAD							
12/31		at MIN								
Totals			4-3	0-0	0-0	0	0	0	0	

*Denotes Game Started


JONATHAN ANDERSON'S CAREER STATISTICS

REGULAR SEASON

Year	Team	GP	GS	Tackles				Interceptions				Fumbles			Misc.			
				Tot	S	A	Sk	Yds	No	Yds	Lg	TD	PD	FF	FR	Yds	TFL	STT
2015	Chicago	11	3	40	31	9	0.0	0.0	1	0	-	0	5	0	0	0	2.0	3
2016	Chicago	8	0	3	1	2	0.0	0.0	0	0	-	0	0	0	0	0	0.0	5
2017	Chicago	10	0	4	3	1	0.0	0.0	0	0	-	0	0	0	0	0	0.0	0
NFL totals		29	3	47	35	12	0.0	0.0	1	0	-	0	5	0	0	0	2.0	8

SEASON / CAREER / PLAYOFF HIGHS

	2017	Career	Playoff
Tackles	3, vs. MIN (10/9)	13, at SD (10/19/15)	None
Solos	2, vs. MIN (10/9)	11, at SD (10/9/15)	None
Tackles For Loss	None	1, twice	None
Sacks	None	None	None



15 JOSHUA BELLAMY

Ht: 6-0

Wt: 211

Age: 28

College: Louisville

Bears Season: 4

NFL Season: 4

Acquired: Waived free agent in 2014 (NO)

WIDE RECEIVER

PRO CAREER: Appeared in 57 games (10 starts) in five seasons with Kansas City (2012), Washington (2013) and Chicago (2014-17), hauling in 58 receptions for 803 yards (13.8 avg) and 4 touchdowns ... coming off a career-high 282 receiving yards in 2016 ... has 6 kickoff returns for 128 yards (21.3 avg), 17 STTs and 1 opponent fumble recovery on a muffed punt.

2017 SEASON: Appeared in 13 games (five starts), catching 20 passes for 297 yards (14.9 avg) and 1 touchdown... Adds 2 STTs... Inactive for Game 11.

HONORS AND AWARDS: 2016: Brian Piccolo Award.

2017 CHICAGO BEARS

Date	W/L	Opp.	Rec	Yds	Avg	Long	TD	
9/10	L	ATL	3	27	9.0	14	0	
9/17*	L	at TB	4	51	12.8	17	0	
9/24	W	PIT	0	0	0.0	-	0	
9/28*	L	at GB	3	36	12.0	15	0	
10/9	L	MIN	0	0	0.0	-	0	
10/15	W	at BAL	0	0	0.0	-	0	
10/22	W	CAR	0	0	0.0	-	0	
10/29	L	at NO	0	0	0.0	-	0	
11/12*	L	GB	2	57	28.5	46t	1	
11/19	L	DET	0	0	0.0	-	0	
11/26	L	at PHI	INACTIVE					
12/3*	L	SF	1	4	4.0	4	0	
12/10*	W	at CIN	2	52	26.0	36	0	
12/16	L	at DET	5	70	14.0	19	0	
12/24*	W	CLE	3	49	16.3	28	0	
12/31		at MIN						
Totals	2-4		23	346	15.0	46t	1	

*Denotes Game Started

JOSHUA BELLAMY'S NFL STATISTICS

REGULAR SEASON

Year	Team	GP-GS	Rec	Yds	Avg	Lg	TD	Rush	Yds	Avg	Lg	TD	STT
2012	Kansas City	3-0	0	0	-	-	0	0	0	-	-	0	0
2013	Washington	5-0	0	0	-	-	0	0	0	-	-	0	0
2014	Chicago	4-0	0	0	-	-	0	0	0	-	-	0	0
2015	Chicago	16-3	19	224	11.8	48t	2	0	0	-	-	0	10
2016	Chicago	16-2	19	282	14.8	31	1	4	37	9.3	22	0	5
2017	Chicago	14-6	23	346	15.0	46t	1	0	0	0.0	-	0	2
Bears totals		50-11	61	852	14.0	48t	4	4	37	9.3	22	0	17
NFL totals		58-11	61	852	14.0	48t	4	4	37	9.3	22	0	17

ADDITIONAL STATS: Kickoff Returns-- 6 for 113; 2012 KC (5 for 101); 2015 CHI (1 for 12).

SEASON / CAREER / PLAYOFF HIGHS

	2017	Career	Playoff
Receptions.....	5, at DET (12/16)	6, at KC (10/11/15)	None
Receiving Yards.....	70 at DET (12/16)	Same	None
Longest Reception.....	46t, vs. GB (11/12)	48t, vs. ARI (9/20/15)	None
Receiving TDs.....	1, vs. GB (11/12)	1, four times	None



85 DANIEL BROWN

Ht: 6-5 **Wt:** 243
Age: 24 **College:** James Madison
Bears Season: 2 **NFL Season:** 3
Acquired: Waived FA gent in 2016 (BAL)

TIGHT END

PRO CAREER: Owns 35 receptions for 317 yards (9.1 avg) and 1 touchdown in 27 games (5 starts) over two NFL seasons with the Baltimore Ravens (2015) and Chicago Bears (2016) ... coming off of career-highs in receptions (16) and yards (124).

2017 SEASON: Appeared in 13 games (1 start), recording 13 receptions for 129 yards (9.9 avg)... Inactive for Games 3 & 4.

PREVIOUS SEASONS: 2016: Appeared in 8 games with 3 starts after being claimed off waivers by the Ravens ... caught 16 passes for 124 yards (7.8 avg) and 1 touchdown with the Bears ... caught the game's opening touchdown against the Tennessee Titans (11/27). **2015:** Recorded 64 yards on 6 receptions (10.7 avg.) for the league's No. 8 passing attack (266.9 ypg) ... established career highs in receptions (5) and receiving yards (47), including a 31-yard career long, in his first-career start vs. Seattle (12/13) ... secured his first-career reception for 17 yards on a fourth-quarter scoring drive at Miami (12/6) ... caught a 52-yard TD reception on Baltimore's second possession that was nullified by a disputed offensive pass interference call ... made NFL debut at Cleveland (11/30).

2017 CHICAGO BEARS

Date	W/L	Opp.	Rec	Yds	Avg	Long	TD	
9/10	L	ATL	0	0	0.0	-	0	
9/17	L	at TB	0	0	0.0	-	0	
9/24	W	PIT	INACTIVE					
9/28	L	at GB	INACTIVE					
10/9	L	MIN	0	0	0.0	-	0	
10/15	W	at BAL	0	0	0.0	-	0	
10/22	W	CAR	0	0	0.0	-	0	
10/29	L	at NO	1	9	9.0	-	0	
11/12	L	GB	2	23	11.5	16	0	
11/19	L	DET	2	23	11.5	13	0	
11/26	L	at PHI	2	20	10.0	12	0	
12/3	L	SF	1	13	13.0	13	0	
12/10	W	at CIN	2	9	4.5	6	0	
12/16	L	at DET	3	32	10.7	17	0	
12/24*	W	CLE	0	0	0.0	-	0	
12/31		at MIN						
Totals	0-0		13	129	9.9	16	0	

*Denotes Game Started

DANIEL BROWN'S NFL STATISTICS

REGULAR SEASON

Year	Team	GP-GS	Rec	Yds	Avg	Lg	TD
2015	Baltimore	6-1	6	64	10.7	31	0
2016	Chicago	8-3	16	124	7.8	12	1
2017	Chicago	13-1	13	129	9.9	16	0
NFL Totals		27-5	35	317	9.1	31	1

SEASON / CAREER / PLAYOFF HIGHS

	2017	Career	Playoff
Receptions	3, at DET (12/16)	6, at DET (12/11/16)	None
Receiving Yards	32, at DET (12/16)	47, at SEA (12/13/15)	None
Longest Reception	17, at DET (12/16)	31, at SEA (12/13/15)	None
Receiving TDs	None	1, vs. TEN (11/27/16)	None



90 JONATHAN BULLARD

Ht: 6-3**Wt:** 290**Age:** 24**College:** Florida**Bears Season:** 2**NFL Season:** 2**Acquired:** 2nd round of the 2014 draft (51st overall)

DEFENSIVE LINE

PRO CAREER: Appeared in 29 games (3 starts) for the Bears over two seasons (2015-16) ... totaled 45 tackles, 2 sacks, 1 forced fumble, 1 pass defense and 5 TFLs ... made NFL debut against Houston (9/11/16) and made first career sack at Indianapolis (10/9/16).

2017 SEASON: Appeared in 15 games (three starts), recording 21 tackles, 1 sack, 2 TFLs, 1 forced fumble and 1 pass defense.

2016 SEASON: Totaled 24 tackles, 1 sack, 3 TFLs ... one of three Bears rookies to record a sack.

2017 CHICAGO BEARS

Date	W/L	Opponent	Tkls-S	Sk-YL	INT-Yds	PD	FF	FR	TFL
9/10	L	ATL	0-0	0-0	0-0	0	0	0	0
9/17	L	at TB	1-1	0-0	0-0	0	0	0	0
9/24	W	PIT	2-2	0-0	0-0	0	0	0	0
9/28	L	at GB	0-0	0-0	0-0	1	0	0	0
10/9	L	MIN	1-1	0-0	0-0	0	0	0	0
10/15	W	at BAL	0-0	0-0	0-0	0	0	0	0
10/22	W	CAR	2-1	0-0	0-0	0	0	0	0
10/29	L	at NO	3-3	0-0	0-0	0	1	0	0
11/12	L	GB	0-0	0-0	0-0	0	0	0	0
11/19	L	DET	1-1	0-0	0-0	0	0	0	0
11/26	L	at PHI	3-1	1-4	0-0	0	0	0	1
12/3	L	SF	4-3	0-0	0-0	0	0	0	1
12/10*	W	at CIN	0-0	0-0	0-0	0	0	0	0
12/16*	L	at DET	2-2	0-0	0-0	0	0	0	0
12/24*	W	CLE	2-2	0-0	0-0	0	0	0	0
12/31		at MIN							
Totals	1-1		21-17	1-4	0-0	1	1	0	2

*Denotes Game Started

JONATHAN BULLARD'S CAREER STATISTICS

REGULAR SEASON

Year	Team	GP	GS	Tackles				Interceptions				Fumbles			Misc.				
				Tot	S	A	Sk	Yds	No	Yds	Lg	TD	PD	FF	FR	Yds	TFL	STT	
2016	Chicago	14	1	24	18	6	1.0	3	0	0	-	0	0	0	0	0	0	3.0	0
2017	Chicago	15	3	21	17	4	1.0	4	0	0	-	0	1	1	0	0	0	2.0	0
NFL totals		29	4	45	35	10	2.0	7	0	0	-	0	1	1	0	0	0	5.0	0

SEASON / CAREER / PLAYOFF HIGHS

	2017	Career	Playoff
Tackles	4, vs. SF (12/3),	Same	None
Solos	3, twice	3, five times	None
Tackles For Loss	1, twice	1, five times	None
Sacks	1, at PHI (11/26)	1, twice	None



46 MICHAEL BURTON

Ht: 6-0 **Wt:** 247
Age: 25 **College:** Rutgers
Bears Season: 1 **NFL Season:** 3
Acquired: Waived free agent in 2017 (DET)

FULLBACK

PRO CAREER: Appeared in 46 games with 10 starts over three seasons with the Detroit Lions (2015-16) and Chicago Bears (2017), recording 7 carries for 11 yards (1.6 avg) and 7 receptions for 47 yards (6.7 avg) and one touchdown ... adds 4 career special teams tackles.

2017 SEASON: Appeared in 15 games (three starts) carrying the ball 3 times for 9 yards (3.0 avg) and catching one pass for 8 yards (8.0 avg).

PREVIOUS SEASONS: 2016: Appeared in 15 games (Games 1-15) for the Detroit Lions, recording 1 special team tackle. **2015:** Played in all 16 games as a rookie, including 7 starts ... carried the ball 4 times for 2 yards (0.5 avg) and caught 6 passes for 39 yards (6.5 avg) and 1 TD ... also added 3 special teams tackles.

2017 CHICAGO BEARS

Date	W/L	Opp.	Rush	Yards	Avg.	Lg	TD	Rec.	Yards	Avg.	Lg	TD
9/10	L	ATL	1	7	7.0	7	0	0	0	0.0	-	0
9/17*	L	at TB	0	0	0.0	-	0	0	0	0.0	-	0
9/24	W	PIT	0	0	0.0	-	0	0	0	0.0	-	0
9/28	L	at GB	0	0	0.0	-	0	0	0	0.0	-	0
10/9	L	MIN	0	0	0.0	-	0	0	0	0.0	-	0
10/15	W	at BAL	0	0	0.0	-	0	1	8	8.0	8	0
10/22	W	CAR	0	0	0.0	-	0	0	0	0.0	-	0
10/29	L	at NO	0	0	0.0	-	0	0	0	0.0	-	0
11/12*	L	GB	0	0	0.0	-	0	0	0	0.0	-	0
11/19	L	DET	0	0	0.0	-	0	0	0	0.0	-	0
11/26	L	at PHI	0	0	0.0	-	0	0	0	0.0	-	0
12/3*	L	SF	0	0	0.0	-	0	0	0	0.0	-	0
12/10	W	at CIN	1	0	0.0	0	0	0	0	0.0	-	0
12/16	L	at DET	1	2	2.0	2	0	0	0	0.0	-	0
12/24	W	CLE	0	0	0.0	-	0	0	0	0.0	-	0
12/31		at MIN										
Totals	0-3		3	9	3.0	7	0	1	8	8.0	8	0

*Denotes Game Started

MICHAEL BURTON'S NFL STATISTICS

REGULAR SEASON

Year	Team	GP-GS	Rush	Yds	Avg	Lg	TD	Rec	Yds	Avg	Lg	TD	STT
2015	Detroit	16-7	4	2	0.5	2	0	6	39	6.5	12	1	3
2016	Detroit	15-0	0	0	0.0	-	0	0	0	0.0	-	0	1
2017	Chicago	15-3	3	9	3.0	7	0	1	8	8.0	8	0	0
NFL totals		46-10	7	11	1.6	7	0	7	47	6.7	12	1	4

SEASON / CAREER / PLAYOFF HIGHS

	2017	Career	Playoff
Rushes.....	1, three times.....	1, three times.....	None.....
Rushing Yards.....	7, vs. ATL (9/10).....	Same.....	None.....
Longest Run.....	7, vs. ATL (9/10).....	Same.....	None.....
Receptions.....	1, at BAL (10/15).....	2, at NO (12/21/15).....	None.....
Receiving Yards.....	8, at BAL (10/15).....	12, at STL (12/13/15).....	None.....
Longest Reception.....	8, at BAL (10/15).....	12, at STL (12/13/15).....	None.....
Receiving TDs.....	None.....	1, at NO (12/21/15).....	None.....



26 DEON BUSH

Ht: 6-0 **Wt:** 200
Age: 24 **College:** Miami (Fla.)
Bears Season: 2 **NFL Season:** 2
Acquired: 4th round of the 2016 draft (124th overall)

DEFENSIVE BACK

PRO CAREER: Begins second NFL season, appearing in 23 games with 6 starts for the Chicago Bears (2016-17) ... owns 24 tackles, 1 pass breakup and 4 STTs.

2017 SEASON: Appeared in 12 games as a reserve, recording 3 tackles and 3 STTs. Inactive games 2-3 & 12.

2016 SEASON: Played in 11 games (Games 3, 6-15), starting 6 (Games 10-15), recording 22 tackles and 1 pass breakup and 1 STT.

2017 CHICAGO BEARS

Date	W/L	Opponent	Tkls-S	Sk-YL	INT-Yds	PD	FF	FR	TFL
9/10	L	ATL	0-0	0-0	0-0	0	0	0	0
9/17	L	at TB			INACTIVE				
9/24	W	PIT			INACTIVE				
9/28	L	at GB	0-0	0-0	0-0	0	0	0	0
10/9	L	MIN	0-0	0-0	0-0	0	0	0	0
10/15	W	at BAL	0-0	0-0	0-0	0	0	0	0
10/22	W	CAR	0-0	0-0	0-0	0	0	0	0
10/29	L	at NO	0-0	0-0	0-0	0	0	0	0
11/12	L	GB	0-0	0-0	0-0	0	0	0	0
11/19	L	DET	0-0	0-0	0-0	0	0	0	0
11/26	L	at PHI	1-0	0-0	0-0	0	0	0	0
12/3	L	SF			INACTIVE				
12/10	W	at CIN	0-0	0-0	0-0	0	0	0	0
12/16	L	at DET	2-1	0-0	0-0	0	0	0	0
12/24	W	CLE	0-0	0-0	0-0	0	0	0	0
12/31		at MIN							
Totals	0-0		3-1	0-0	0-0	0	0	0	0

DEON BUSH'S CAREER STATISTICS

REGULAR SEASON		Tackles								Interceptions				Fumbles			Misc.	
Year	Team	GP	GS	Tot	S	A	Sk	Yds	No	Yds	Lg	TD	PD	FF	FR	Yds	TFL	STT
2016	Chicago	11	6	22	17	5	0.0	0.0	0	0	-	0	1	0	0	0	0.0	1
2017	Chicago	12	0	3	1	2	0.0	0.0	0	0	-	0	0	0	0	0	0.0	3
NFL totals		23	6	25	18	7	0.0	0.0	0	0	-	0	1	0	0	0	0.0	4

SEASON / CAREER / PLAYOFF HIGHS		
	2017	Career
Tackles	2, at DET (12/16)	8, at NYG (11/20/16)
Solos	1, at DET (12/16)	6, at NYG (11/20/16)
Tackles For Loss	None	None
Interceptions	None	None
	Playoff	
Tackles	None	
Solos	None	
Tackles For Loss	None	
Interceptions	None	

**37****BRYCE
CALLAHAN****Ht:** 5-9**Wt:** 191**Age:** 26**College:** Rice**Bears Season:** 3**NFL Season:** 3**Acquired:** Undrafted free agent in 2015**DEFENSIVE BACK**

PRO CAREER: Begins third professional campaign, appearing in 31 contests with 18 starts, producing 82 tackles, 5 TFLs, 2 sacks, 1 forced fumble, 2 interceptions and 21 pass breakups for the Chicago Bears (2015-17) ... 7 pass breakups ranked 3rd on the Bears and 4 TFLs led the Bears secondary in 2015.

2017 SEASON: Appeared in 11 games (four starts), recording 23 tackles, 1 TFL, 1 sack, 1 forced fumble, 2 interceptions and 5 pass defenses... Inactive for Games 9-12.

PREVIOUS SEASONS: 2016: Played in 11 games (Games 1-2, 4-7, 10-13 & 15) starting 10, producing 36 tackles and 9 pass breakups. **2015:** Started 3-of-9 games, collecting 23 tackles, 4 TFLs, 1 sack and 7 pass breakups ... 7 pass breakups ranked 3rd on the Bears and 4 TFLs led the Bears secondary ... inactive Games 13-15 due to a quad injury.

2017 CHICAGO BEARS

Date	W/L	Opponent	Tkls-S	Sk-YL	INT-Yds	PD	FF	FR	TFL
9/10*	L	ATL	2-1	0-0	0-0	0	0	0	0
9/17	L	at TB	0-0	0-0	0-0	1	0	0	0
9/24	W	PIT	4-3	1-12	0-0	0	1	0	0
9/28*	L	at GB	1-0	0-0	0-0	0	0	0	0
10/9*	L	MIN	3-3	0-0	0-0	1	0	0	0
10/15	W	at BAL	4-3	0-0	1-52	1	0	0	0
10/22*	W	CAR	2-2	0-0	0-0	0	0	0	0
10/29	L	at NO	1-0	0-0	0-0	1	0	0	0
11/12	L	GB			INACTIVE				
11/19	L	DET			INACTIVE				
11/26	L	at PHI			INACTIVE				
12/3	L	SF			INACTIVE				
12/10*	W	at CIN	1-1	0-0	0-0	0	0	0	0
12/16	L	at DET	2-2	0-0	0-0	0	0	0	1
12/24	W	CLE	3-3	0-0	1-21	1	0	0	0
12/31		at MIN							
Totals	2-2		23-18	1-12	2-73	5	1	0	1


*Denotes Game Started

BRYCE CALLAHAN'S CAREER STATISTICS**REGULAR SEASON**

Year	Team	GP	GS	Tackles				Interceptions				Fumbles			Misc.			
				Tot	S	A	Sk	Yds	No	Yds	Lg	TD	PD	FF	FR	Yds	TFL	STT
2015	Chicago	9	3	23	18	5	1.0	0.0	0	0	-	0	7	0	0	0	4.0	0
2016	Chicago	11	10	36	29	7	0.0	0.0	0	0	-	0	9	0	0	0	0.0	1
2017	Chicago	11	5	23	18	5	1.0	12.0	2	73	52	0	5	1	0	0	1.0	0
NFL totals		31	18	82	65	17	2.0	12.0	2	73	52	0	21	1	0	0	5.0	1

SEASON / CAREER / PLAYOFF HIGHS

	2017	Career	Playoff
Tackles	4, twice	7, vs. JAX (10/16/16)	None
Solos	3, four times	6, vs. JAX (10/16/16)	None
Tackles For Loss	1, at DET (12/16)	1, five times	None
Interceptions	1, twice	Same	None



29 TARIK COHEN

Ht: 5-6
Age: 22

Wt: 179
College: North Carolina A&T

Acquired: 4th round of the 2017 draft (119th overall)

RUNNING BACK

COLLEGE CAREER: Appeared in 46 games with 41 starts in four seasons (2013-16) for North Carolina A&T, rushing for 5,619 yards on 868 carries and 56 touchdowns (all school records)... Added 98 receptions for 945 yards and 3 touchdowns... Career performances made him the conference's first three-time Offensive Player of the Year ... 2016 NCAA FCS and Walter Camp First Team All-America ... enjoyed a record-breaking campaign, setting single-season school records in rushing (1,588) and touchdowns (19) and earned All-America status from four different outlets ... also rushed for more than 200 yards in four different games ... leaves as the Mid-Eastern Athletic Conference's all-time leading rusher with 5,619 yards and its first three-time Offensive Player of the Year (2014, 2015, 2016) ... finished his career with five three-TD performances.

2017 SEASON: Appeared in 15 games (four starts) rushing for 357 yards on 84 carries (4.3 avg) and 2 touchdowns... Adds 47 receptions for 339 yards (7.2 avg) and 1 touchdown... Threw a 21-yard passing touchdown at BAL (10/15)... Caught a season long 70-yard pass vs. CAR (10/22)... Adds 28 punt returns for 259 yards (9.3 avg) and 1 touchdown, and 23 kickoff returns for 516 yards (22.4 avg)... Set a franchise record for all-purpose yards in a rookie debut (158) vs. ATL (9/17)... Became shortest player since 1934 to throw an NFL touchdown pass... Became the first NFL rookie to record a rushing, receiving, passing and punt return touchdown since Gale Sayers in 1965... 47 receptions are 3rd-most for a rookie in franchise history.

2017 CHICAGO BEARS

Date	W/L	Opp.	Rush	Yards	Avg.	Lg	TD	Rec.	Yards	Avg.	Lg	TD
9/10	L	ATL	5	66	13.2	46	0	8	46	5.9	19t	1
9/17*	L	at TB	7	13	1.9	9	0	8	55	6.9	14	0
9/24	W	PIT	12	78	6.5	36	0	4	24	6.0	9	0
9/28	L	at GB	6	24	4.0	7	0	4	24	6.0	8	0
10/9	L	MIN	6	13	2.2	7	0	1	-1	-1.0	-1	0
10/15	W	at BAL	14	32	2.3	9	0	1	14	14.0	14	0
10/22	W	CAR	0	0	0.0	-	0	1	70	70.0	70	0
10/29	L	at NO	4	2	0.5	5	1	1	6	6.0	6	0
11/12	L	GB	1	1	1.0	1	0	1	10	10.0	10	0
11/19*	L	DET	9	44	4.9	15t	1	4	15	3.8	13	0
11/26	L	at PHI	2	-11	-5.5	1	0	2	8	4.0	7	0
12/3*	L	SF	2	5	2.5	4	0	4	39	9.8	21	0
12/10	W	at CIN	12	80	6.7	29	0	2	5	2.5	3	0
12/16*	L	at DET	2	1	0.5	4	0	4	16	4.0	7	0
12/24	W	CLE	2	9	4.5	6	0	2	12	6.0	13	0
12/31		at MIN										
Totals	0-4		82	348	4.2	46	2	45	327	7.3	70	1

*Denotes Game Started



TARIK COHEN'S NFL STATISTICS

REGULAR SEASON

Year	Team	GP-GS	Rush	Yds	Avg	Lg	TD	Rec	Yds	Avg	Lg	TD	STT
2017	Chicago	15-4	84	357	4.3	46	2	47	339	7.2	70	1	0

Year	Team	KR	Yds	Avg	LG	TD	PR	FC	Yds	Avg	Lg	TD
2017	Chicago	23	516	22.4	46	0	28	12	259	9.3	61t	1

ADDITIONAL STATS: Passing-- 1 for 1, 21 yards, 1 touchdown.


SEASON / CAREER / PLAYOFF HIGHS

	2017	Career	Playoff
Rushes.....	14, at BAL (10/15)	Same	None
Rushing Yards.....	80, at CIN (12/10)	Same	None
Longest Run.....	46, vs. ATL (9/10)	Same	None
Rushing TDs.....	1, twice	Same	None
Receptions.....	8, twice	Same	None
Receiving Yards.....	55, at TB (9/17)	Same	None
Longest Reception.....	70, vs. CAR (10/22)	Same	None
Receiving TDs.....	1, vs. ATL (9/10)	Same	None

TARIK COHEN'S COLLEGE STATISTICS

Year	Team	GP-GS	Rush	Yds	Avg	Lg	TD	Rec	Yds	Avg	Lg	TD
2013	NC A&T	11-6	195	1,148	5.9	49	8	11	152	13.8	81	1
2014	NC A&T	11-11	197	1,340	6.8	81	15	25	237	9.5	68	1
2015	NC A&T	12-12	264	1,543	5.8	83	15	25	217	8.7	52	0
2016	NC A&T	12-12	212	1,588	7.5	94	18	37	339	9.2	45	1
Totals		46-41	868	5,619	6.5	94	56	98	945	9.6	81	3

ADDITIONAL STATS: Punt Returns - 1 returns for 4 yards (4.0 avg). Kick Returns - 1 return for 26 yards (26.0 avg).



76 TOM COMPTON

Ht: 6-5

Wt: 308

Age: 28

College: South Dakota

Bears Season: 1

NFL Season: 5

Acquired: Unrestricted free agent in 2017 (ATL)

OFFENSIVE LINE

PRO CAREER: Appeared in 70 games (14 starts) in 4 seasons with the Washington Redskins (2013-15), Atlanta Falcons (2016) and Chicago Bears (2017) ... helped the Falcons to finish top 5 in the league in total yards (2nd), first downs (2nd), passing yards (3rd) and rushing yards (5th) on the way to Super Bowl LI.

2017 SEASON: Appeared in 10 games (four starts)... Did not play Game 3, inactive for Games 9-11 and 15.

PREVIOUS SEASONS: **2016:** Appeared in all 16 regular season games as well as 3 postseason games for the Atlanta Falcons ... helped the Falcons to finish top 5 in the league in total yards (2nd), first downs (2nd), passing yards (3rd) and rushing yards (5th) on the way to Super Bowl LI. **2015:** Appeared in 13 games with 1 start as an extra tackle for the Washington Redskins ... appeared in first career post season game. **2014:** Appeared in all 16 games with 9 starts at RT for the Washington Redskins. **2013:** Appeared in 15 games for the Washington Redskins. **2012:** Spent season on Washington Redskins practice squad.

TOM COMPTON'S NFL STATISTICS

REGULAR SEASON

GAMES PLAYED-STARTED - 70-14: 2013 WAS (15-0); 2014 WAS (16-9); 2015 WAS (13-1); 2016 ATL (16-0); 2017 CHI (10-4).

POSTSEASON

GAMES PLAYED-STARTED - 4-0: 2015 WAS (1-0); 2016 ATL (3-0).



31 MARCUS COOPER, SR.

Ht: 6-2**Wt:** 192**Age:** 27**College:** Rutgers**Bears Season:** 1**NFL Season:** 5**Acquired:** Unrestricted free agent in 2017 (ARI)

DEFENSIVE BACK

PRO CAREER: Owns 143 tackles, 7 interceptions, 35 pass breakups, 1 forced fumble and 1 fumble recovery in 68 career games with 28 starts with the Chiefs (2013-15), Cardinals (2016) and Bears (2017) ... Adds 9 STTs... owns 17 tackles and 1 TFL in the postseason.

2017 SEASON: Appeared in 14 games (3 starts) , recording 12 tackles and 3 pass defenses. Adds 3 STTs... Inactive for Game 5.

PREVIOUS SEASONS: 2016: Appeared in 15 games with 13 starts, recording 69 tackles, 4 interceptions (1 returned for a touchdown), 11 pass breakups for the Arizona Cardinals ... 11 pass breakups led the team ... intercepted and returned a Jameis Winston pass for 60 yards for his first career touchdown (vs. TB 9/18/16). **2015:** Appeared in 14 games with 13 starts for the Houston Texans, recording 61 tackles, 0.5 sacks, 1 interception, 6 pass breakups, 1 forced fumble and 1 TFL. **2014:** Appeared in 16 games with 9 starts for the New York Giants, recording 54 tackles, 4 interceptions, 7 pass breakups, 1 forced fumble and 1 TFL ... added 3 STT. **2013:** Played in all 16 games with 6 starts for the Kansas City Chiefs, recording 32 tackles, 4 interceptions and 9 pass breakups.

2017 CHICAGO BEARS

Date	W/L	Opponent	Tkls-S	Sk-YL	INT-Yds	PD	FF	FR	TFL
9/10*	L	ATL	4-4	0-0	0-0	1	0	0	0
9/17*	L	at TB	6-6	0-0	0-0	0	0	0	0
9/24*	W	PIT	1-1	0-0	0-0	2	0	0	0
9/28*	L	at GB	1-1	0-0	0-0	0	0	0	0
10/9	L	MIN			INACTIVE				
10/15	W	at BAL	0-0	0-0	0-0	0	0	0	0
10/22	W	CAR	0-0	0-0	0-0	0	0	0	0
10/29	L	at NO	0-0	0-0	0-0	0	0	0	0
11/12	L	GB	0-0	0-0	0-0	0	0	0	0
11/19	L	DET	0-0	0-0	0-0	0	0	0	0
11/26	L	at PHI	0-0	0-0	0-0	0	0	0	0
12/3	L	SF	1-1	0-0	0-0	0	0	0	0
12/10	W	at CIN	0-0	0-0	0-0	0	0	0	0
12/16	L	at DET	0-0	0-0	0-0	0	0	0	0
12/24	W	CLE	0-0	0-0	0-0	0	0	0	0
12/31		at MIN							
Totals	1-3		13-13	0-0	0-0	3	0	0	0

*Denotes Game Started



MARCUS COOPER'S NFL STATISTICS

REGULAR SEASON

Year	Team	GP	GS	Tackles				Yds	No	Interceptions				Fumbles			Misc.	
				Tot	S	A	Sk			Yds	Lg	TD	PD	FF	FR	Yds	TFL	STT
2013	Kansas City	16	6	41	38	3	0.0	0.0	3	32	20	0	18	1	1	0	0.0	3
2014	Kansas City	13	4	18	18	0	0.0	0.0	0	0	0	0	3	0	0	0	0.0	3
2015	Kansas City	10	1	2	2	0	0.0	0.0	0	0	0	0	0	0	0	33	0.0	0
2016	Arizona	15	13	69	62	7	0.0	0.0	4	95	60t	1	11	0	0	0	0.0	0
2017	Chicago	14	4	13	13	0	0.0	0.0	0	0	-	0	3	0	0	0	0.0	3
NFL totals		68	28	143	133	10	0.0	0.0	7	127	60t	1	35	1	1	33	0.0	9

POSTSEASON

Year	Team	GP	GS	Tackles				Yds	No	Interceptions				Fumbles			Misc.	
				Tot	S	A	Sk			Yds	Lg	TD	PD	FF	FR	Yds	TFL	STT
2013	Kansas City	1	0	2	1	1	0.0	0.0	0	0	-	0	1	0	0	0	0	0
Postseason		1	0	2	1	1	0.0	0.0	0	0	-	0	1	0	0	0	0	0

SEASON / CAREER / PLAYOFF HIGHS

	2017	Career	Playoff
Tackles	6, at TB (9/17)	9, at ATL (11/27/16)	2, at IND (1/4/14)
Solos	6, at TB (9/17)	9, at ATL (11/27/16)	1, at IND (1/4/14)
Pass Defenses	1, vs. ATL (9/10)	4, vs. OAK (10/13/13)	1, at IND (1/4/14)
Interceptions	None	2, vs. TB (9/18/16)	None



69 RASHAAD COWARD

Ht: 6-6**Wt:** 310**Age:** 22**College:** Old Dominion**Acquired:** Undrafted free agent in 2017.

DEFENSIVE LINE

COLLEGE CAREER: Appeared in 47 games, totaling 136 tackles, 14.5 tackles for a loss, 3.5 sacks, two fumble recoveries and one pass breakup in four seasons (2013-16) at Old Dominion. **SENIOR:** Started all 13 games at defensive tackle... Finished fourth on the team with 50 tackles... Added 7.5 tackles for a loss and 1.5 sacks... Also scored a touchdown on a 7-yard fumble recovery... Named team captain. **JUNIOR:** Started all 12 games at defensive tackle... Led the ODU defensive line with 47 tackles, 2.5 tackles for a loss and 1.5 sacks... Added a blocked extra point on special teams. **SOPHOMORE:** Appeared in all 12 games, tallying 26 tackles, 2.5 tackles for a loss and one sack... **FRESHMAN:** Saw action in 10 games at defensive tackle... Recorded 13 tackles, two tackles for a loss and half a sack... **PERSONAL:** Attended Sheepshead Bay High School in Brooklyn, N.Y.

2017 SEASON: Appeared in one game as a reserve after being called up from practice squad. Inactive Games 14-15.

2017 CHICAGO BEARS

Date	W/L	Opponent	Tkls-S	Sk-YL	INT-Yds	PD	FF	FR	TFL
9/10	L	ATL			PRACTICE SQUAD				
9/17	L	at TB			PRACTICE SQUAD				
9/24	W	PIT			PRACTICE SQUAD				
9/28	L	at GB			PRACTICE SQUAD				
10/9	L	MIN			PRACTICE SQUAD				
10/15	W	at BAL			PRACTICE SQUAD				
10/22	W	CAR			PRACTICE SQUAD				
10/29	L	at NO			PRACTICE SQUAD				
11/12	L	GB			PRACTICE SQUAD				
11/19	L	DET			PRACTICE SQUAD				
11/26	L	at PHI			PRACTICE SQUAD				
12/3	L	SF			PRACTICE SQUAD				
12/10	W	at CIN	0-0	0-0	0-0	0	0	0	0
12/16	L	at DET			INACTIVE				
12/24	W	CLE			INACTIVE				
12/31		at MIN							
Totals	0-0		0-0	0-0	0-0	0	0	0	0

*Denotes Game Started

RASHAAD COWARD'S NFL STATISTICS

REGULAR SEASON

Year	Team	GP	GS	Tot	Tackles				Interceptions				Fumbles			Misc.		
					S	A	Sk	Yds	No	Yds	Lg	TD	PD	FF	FR	Yds	TFL	STT
2017	Chicago	1	0	0	0	0	0	0	0	0	-	0	0	0	0	0	0	0

SEASON / CAREER / PLAYOFF HIGHS

	2017	Career	Playoff
Tackles	None	None	None
Solos	None	None	None
Tackles For Loss	None	None	None
Sacks	None	None	None
Interceptions	None	None	None



30 BENNY CUNNINGHAM

Ht: 5-10

Wt: 217

Age: 27

College: Middle Tennessee State

Bears Season: 1

NFL Season: 5

Acquired: Unrestricted free agent in 2017 (LAR)

RUNNING BACK

PRO CAREER: Appeared in 70 games with 3 starts over 5 seasons with the Rams (2013-2016) and Bears (2017), carrying the ball 180 times for 777 yards (4.3 avg) and 4 touchdowns and grabbing 112 receptions for 986 yards (8.4 avg) and 3 touchdowns ... adds 102 kick returns for 2,722 yards (26.7 avg) ... also adds 16 special teams tackles ... led the Rams in all kick returning categories and finished 8th in the NFL in returns, 7th in kick return yards and 3rd in kick return average ... rushed for a career-high 109 yards against the Bears in 2013.

2017 SEASON: Appeared in 13 games (Inactive Games 2 & 7) as a reserve, rushing for 29 yards on 9 carries (3.2 avg), catching 19 passes for 234 yards (12.3 avg) and two touchdowns... Caught a 38-yard touchdown from Pat O'Donnell on fake punt... Returned four kickoffs for 86 yards (21.5 avg)...Also logged 6 STTs.

PREVIOUS SEASONS: 2016: Appeared in 11 games (Games 1-4, 6-7 & 8-12) , rushing for 101 yards on 21 attempts (4.8 avg) and caught 16 passes for 91 yards (5.7 avg) ... added 22 kick returns for 599 yards (27.2 avg) ... finished 3rd in the league in kick return average ... also added 3 special teams tackles. **2015:** Appeared in all 16 contests with 1 start (Game 1), rushing for 140 yards on 37 attempts (3.8 avg) and caught 26 passes for 250 yards (9.6 avg) ... added a 25 kick returns for 714 yards (28.6 avg) with a career-long return of 102 yards (at TB 12/15) ... also added 3 special teams tackles. **2014:** Appeared in all 16 contests with 2 starts (Game 1), rushing for 246 yards on 66 attempts (3.7 avg) and 3 touchdowns and caught 45 passes for 352 yards (7.8 avg) and 1 touchdown ... added a 35 kick returns for 963 yards (27.5 avg) ... also added 2 special teams tackles. **2013:** Appeared in 14 games as a rookie, tallying 261 rushing yards on 47 attempts (5.6 avg) and 1 touchdown while also catching 6 passes for 59 yards ... also returned 13 kickoffs for 299 yards (23.0 avg) ... added 2 special teams tackles.

2017 CHICAGO BEARS

Date	W/L	Opp.	Rush	Yards	Avg.	Lg	TD	Rec.	Yards	Avg.	Lg	TD
9/10	L	ATL	0	0	0.0	-	0	0	0	0.0	-	0
9/17	L	at TB										
INACTIVE												
9/24	W	PIT	0	0	0.0	-	0	3	23	7.7	11	0
9/28	L	at GB	5	26	5.2	12	0	0	0	0.0	-	0
10/9	L	MIN	1	4	4.0	4	0	2	43	21.5	38t	1
10/15	W	at BAL	0	0	0.0	-	0	0	0	0.0	-	0
10/22	W	CAR										
INACTIVE												
10/29	L	at NO	1	0	0.0	0	0	1	0	0.0	0	0
11/12	L	GB	1	0	0.0	0	0	3	32	10.7	23	0
11/19	L	DET	0	0	0.0	-	0	1	18	18.0	18	0
11/26	L	at PHI	1	-1	-1.0	-1	0	0	0	0.0	-	0
12/3	L	SF	0	0	0.0	-	0	0	0	0.0	-	0
12/10	W	at CIN	0	0	0.0	-	0	2	14	7.0	9	0
12/16	L	at DET	0	0	0.0	-	0	4	33	8.3	12	0
12/24	W	CLE	0	0	0.0	-	0	2	62	31.0	40	0
12/31		at MIN										
Totals 0-0			9	29	3.8	12	0	19	234	12.3	40	1

*Denotes Game Started



BENNY CUNNINGHAM'S NFL STATISTICS

REGULAR SEASON

Year	Team	GP-GS	Rush	Yds	Avg	Lg	TD	Rec	Yds	Avg	Lg	TD	STT
2013	St. Louis	14-0	47	261	5.6	56	1	6	59	9.8	18	0	2
2014	St. Louis	16-2	66	246	3.7	20	3	45	352	7.8	19	1	2
2015	St. Louis	16-1	37	140	3.8	40	0	26	250	9.6	42	0	3
2016	LA Rams	11-0	21	101	4.8	24	0	16	91	5.7	12	0	3
2017	Chicago	13-0	9	29	3.8	12	0	19	234	12.3	40	2	6
NFL totals		70-3	180	777	4.3	56	4	112	986	8.8	42	3	16

Year	Team	KR	Yds	Avg	LG	TD	PR	FC	Yds	Avg	Lg	TD
2013	St. Louis	13	299	23.0	32	0	0	0	0	-	-	0
2014	St. Louis	35	963	27.5	75	0	0	0	0	-	-	0
2015	St. Louis	25	714	28.6	102	0	0	0	0	-	-	0
2016	LA Rams	22	599	27.2	61	0	0	0	0	-	-	0
2017	Chicago	7	147	21.0	28	0	0	0	0	-	-	0
NFL totals		102	2,722	26.7	102	0	0	0	0	-	-	0

SEASON / CAREER / PLAYOFF HIGHS

	2017	Career	Playoff
Rushes.....	5, at GB (9/28)	16, vs. SEA (9/13/15)	None
Rushing Yards	26, at GB (9/28)	109, vs. CHI (11/24/13)	None
Longest Run	12, at GB (9/28)	56, at IND (11/10/13)	None
Rushing TDs	None	1, 4 times	None
Receptions.....	4, at DET (12/16)	7, at SEA (12/28/14)	None
Receiving Yards	62, vs. CLE (12/24)	77, vs. SEA (9/13/15)	None
Longest Reception.....	40, vs. CLE (12/24)	42, vs. SEA (9/13/15)	None
Receiving TDs	1, twice.....	1, twice	None





21

QUINTIN DEMPS



Ht: 5-11 **Wt:** 210
Age: 32 **College:** UTEP
Bears Season: 1 **NFL Season:** 10
Acquired: Unrestricted free agent in 2017 (HOU)

DEFENSIVE BACK

PRO CAREER: Owns 275 tackles, 18 interceptions, 44 pass breakups, 1.5 sacks, 6 TFLs, 4 forced fumbles and 3 fumble recoveries in 110 career contests with 44 starts with the Philadelphia Eagles (2008-09), Houston Texans (2010-12, and '15-16), Kansas City Chiefs (2013), New York Giants (2014) and Chicago Bears (2017) ... appeared in 10 postseason contests (4 starts) ... owns 17 tackles and 1 TFL in the postseason ... 15 INTs since 2013 are 3rd most in NFL among safeties.

2017 SEASON: Started three games, recording 12 tackle before being placed on injured reserve.

PREVIOUS SEASONS: 2016: Started 13 games, recording 55 tackles, 6 interceptions, 9 pass breakups, 1 forced fumble and 1 TFL for the Houston Texans ... 6 INTs led all safeties last season, second most overall and the second most in Houston's single-season history ... set Texans record with INT in four consecutive games (Weeks 14-17) ... set career-highs in interceptions and pass breakups. **2015:** Appeared in 14 games with 13 starts for the Texans, recording 61 tackles, 0.5 sacks, 1 interception, 6 pass breakups, 1 forced fumble and 1 TFL. **2014:** Appeared in 16 games with 9 starts for the New York Giants, recording 54 tackles, 4 interceptions, 7 pass breakups, 1 forced fumble and 1 TFL ... added 3 STT. **2013:** Played in all 16 games with 6 starts for the Kansas City Chiefs, recording 32 tackles, 4 interceptions and 9 pass breakups ... added 3 STT. **2012:** Played in 12 games for the Texans, recording 27 tackles, 5 pass breakups, 2 TFLs and 1 fumble recovery ... added 9 STT. **2011:** Played in 9 games for the Houston Texans, tallying 22 tackles, 2 interceptions, and 4 pass breakups. **2010:** Appeared in 2 games for the Texans. **2009:** Played in 9 games for the Philadelphia Eagles, recording 7 tackles, 1 interception and 3 pass breakups... Added 7 STTs. **2008:** Played in all 16 games for the Philadelphia Eagles as a rookie, tallying 5 tackles, 1 sack, 1 pass breakup, 1 forced fumble and 1 fumble recovery ... added 13 STTs.

2017 CHICAGO BEARS

Date	W/L	Opponent	Tkls-S	Sk-YL	INT-Yds	PD	FF	FR	TFL
9/10*	L	ATL	3-3	0-0	0-0	0	0	0	0
9/17*	L	at TB	7-6	0-0	0-0	0	0	0	0
9/24*	W	PIT	2-2	0-0	0-0	0	0	0	0
9/28	L	at GB							
10/9	L	MIN							
10/15	W	at BAL							
10/22	W	CAR							
10/29	L	at NO							
11/12	L	GB							
11/19	L	DET							
11/26	L	at PHI							
12/3	L	SF							
12/10	W	at CIN							
12/16	L	at DET							
12/24	W	CLE							
12/31		at MIN							
Totals	1-2		12-11	0-0	0-0	0	0	0	0

*Denotes Game Started



QUINTIN DEMPS' NFL STATISTICS

REGULAR SEASON

Year	Team	GP	GS	Tackles					Interceptions					Fumbles			Misc.	
				Tot	S	A	Sk	Yds	No	Yds	Lg	TD	PD	FF	FR	Yds	TFL	STT
2008	Philadelphia	16	0	5	5	0	1.0	9.0	0	0	-	0	1	1	0	0	1.0	13
2009	Philadelphia	9	0	7	7	0	0.0	0.0	1	12	12	0	3	0	0	0	0.0	7
2010	Houston	2	0	0	0	0	0.0	0.0	0	0	-	0	0	0	0	0	0.0	1
2011	Houston	9	0	22	18	4	0.0	0.0	2	47	42	0	4	0	0	0	0.0	1
2012	Houston	12	0	27	21	6	0.0	0.0	0	0	-	0	5	0	1	0	2.0	9
2013	Kansas City	16	6	32	22	10	0.0	0.0	4	61	35	0	9	0	0	0	0.0	3
2014	NY Giants	16	9	54	38	16	0.0	0.0	4	19	10	0	7	1	0	0	1.0	3
2015	Houston	14	13	61	35	26	0.5	6.5	1	0	-	0	6	1	2	33	1.0	0
2016	Houston	13	13	56	38	17	0.0	0.0	6	54	19	0	9	1	0	0	1.0	0
2017	Chicago	3	3	12	11	1	0.0	0.0	0	0	-	0	0	0	0	0	0.0	0
NFL totals		110	44	275	195	80	1.5	15.5	18	193	42	0	44	4	3	33	6.0	37


ADDITIONAL STATS: Kick returns- 110 for 2,931 yards

POSTSEASON

Year	Team	GP	GS	Tackles					Interceptions					Fumbles			Misc.		
				Tot	S	A	Sk	Yds	No	Yds	Lg	TD	PD	FF	FR	Yds	TFL	STT	
2008	Philadelphia	3	1	7	4	3	0.0	0.0	0	0	-	0	0	0	0	0	0	0	2
2011	Houston	2	1	3	3	0	0.0	0.0	0	0	-	0	0	0	0	0	0	1	0
2012	Houston	2	0	0	0	0	0.0	0.0	0	0	-	0	0	0	0	0	0	2	
2013	Kansas City	1	0	0	0	0	0.0	0.0	0	0	-	0	0	0	0	0	0	1	
2015	Houston	1	1	5	3	2	0.0	0.0	0	0	-	0	0	0	0	-	0	0	
2016	Houston	1	1	2	2	0	0.0	0.0	0	0	-	0	0	0	0	-	0	0	
Postseason		10	4	17	12	5	0.0	0.0	0	0	-	0	0	0	0	0	0	1	5

SEASON / CAREER / PLAYOFF HIGHS

	2017	Career	Playoff
Tackles	7, at TB (9/17)	10, at PHI (10/12/14)	5, twice
Solos	6, at TB (9/17)	9, at PHI (10/12/14)	3, twice
Pass Defenses	None	2, six times	None
Interceptions	None	1, 18 times	None



49

**ANDREW
DEPAOLA**
Ht: 6-2**Wt:** 230**Age:** 30**College:** Rutgers**Bears Season:** 1**NFL Season:** 4**Acquired:** Waiver claim in 2017 (TB)
LONG SNAPPER

PRO CAREER: Enters his 4th NFL season... Appeared in 63 games with the Tampa Bay Buccaneers (2014-16) and the Chicago Bears (2017).

2017 SEASON: Appeared in 15 games on special teams.

PREVIOUS SEASONS: 2012-13 - Spent the 2012 and 2013 training camps with the Buccaneers.

2014 - Made NFL debut in season opener vs. Carolina (9/7). Played in all 16 games on the season and registered four special teams tackles: one vs. Carolina (9/7), one at New Orleans (10/5), one vs. Minnesota (10/26), and one at Carolina (12/14).

ANDREW DEPAOLA'S NFL STATISTICS
REGULAR SEASON

GAMES PLAYED-STARTED - **63-0**: 2014 TB (16-0); 2015 TB (16-0); 2016 TB (16-0); 2017 CHI (15-0).



94 LEONARD FLOYD

Ht: 6-4 **Wt:** 240
Age: 25 **College:** Georgia
Bears Season: 2 **NFL Season:** 2
Acquired: 1st round of the 2016 draft (9th overall)

LINEBACKER

PRO CAREER: In his second season with the Bears (2016-17) ... Totals 84 tackles, 11.5 sacks, 6 pass breakups, 1 forced fumble, 2 fumble recoveries and 12 TFLs ... Ranked third in NFL in sacks among rookies in 2016 ... 7 sacks in 2016 ranked third in all-time among Bears rookies (Mark Anderson, Brian Urlacher).

2017 SEASON: Started 10 games, recording 33 tackles, 4.5 sacks, 9 TFLs, 2 pass defenses and 1 fumble recovery before being placed on Injured Reserve on 11/23.

HONORS AND AWARDS: 2016 All-Rookie Team (PFWA, Gil Brandt, Fox Sports).

2016 SEASON: Started in 12 games (Games 1-4, 7-10 & 12-16) producing 51 tackles, 7 sacks, 4 pass breakups, 1 forced fumble, 1 recovered fumble and 3 TFLs as a rookie ... recorded a sack-fumble on Aaron Rodgers and then recovered the ball in the endzone for a touchdown at Green Bay ... scored one of only two defensive touchdowns for the Bears in the season ... recorded a season-high 8 tackles in his NFL debut at Houston (9/11) ... recorded the team's only safety of the year on a sack of Blaine Gabbert vs. SF (12/4) ... ranked 3rd in NFL in sacks among rookies ... posted 3 multi-sack games as a rookie which is most by a Bears rookie since 2006.

2016 CHICAGO BEARS

Date	W/L	Opponent	Tkls-S	Sk-YL	INT-Yds	PD	FF	FR	TFL
9/10*	L	ATL	4-3	0-0	0-0	1	0	0	1
9/17*	L	at TB	2-0	0-0	0-0	0	0	1	0
9/24*	W	PIT	1-0	0-0	0-0	0	0	0	0
9/28*	L	at GB	3-3	1-1	0-0	0	0	0	1
10/9*	L	MIN	6-6	2-20	0-0	0	0	0	4
10/15*	W	at BAL	2-0	0-0	0-0	0	0	0	0
10/22*	W	CAR	4-3	1-6	0-0	0	0	0	1
10/29*	L	at NO	3-2	0-0	0-0	1	0	0	1
11/12*	L	GB	4-3	0.5-4	0-0	0	0	0	0
11/19*	L	DET	4-4	0-0	0-0	0	0	0	1
11/26	L	at PHI			INJURED RESERVE				
12/3	L	SF			INJURED RESERVE				
12/10	W	at CIN			INJURED RESERVE				
12/16	L	at DET			INJURED RESERVE				
12/24	W	CLE			INJURED RESERVE				
12/31		at MIN							
Totals	3-7		33-25	4.5-31	0-0	2	0	1	9

*Denotes Game Started

LEONARD FLOYD'S NFL STATISTICS

REGULAR SEASON


Year	Team	GP	GS	Tackles					Interceptions					Fumbles			Misc.	
				Tot	S	A	Sk	Yds	No	Yds	Lg	TD	PD	FF	FR	Yds	TFL	STT
2016	Chicago	12	12	51	33	18	7.0	49.5	0	0	-	0	4	1	1	0	3.0	0
2017	Chicago	10	10	33	25	8	4.5	31.0	0	0	-	0	2	0	1	0	9.0	0
NFL totals		22	22	84	58	26	11.5	80.5	0	0	-	0	6	1	2	0	12.0	0

SEASON / CAREER / PLAYOFF HIGHS

	2017	Career	Playoff
Tackles	6, vs. MIN (10/9)	8, at HOU (9/11)	None
Solos	6, vs. MIN (10/9)	Same	None
Tackles For Loss	4, vs. MIN (10/9)	Same	None
Sacks	2, vs. MIN (10/9)	2, three times	None



50 JERRELL FREEMAN



Ht: 6-0

Wt: 236

Age: 31

College: Mary Hardin-Baylor

Bears Season: 2

NFL Season: 6

Acquired: Unrestricted free agent in 2016 (IND)

LINEBACKER

PRO CAREER: Enters his sixth professional season, starting all 70 career games he's appeared in with the Indianapolis Colts (2012-15) and Chicago Bears (2016-17) ... owns 615 career tackles, 12 sacks, 29 TFLs, 4 interceptions (2 returned for touchdowns), 22 pass breakups, 8 forced fumbles and 3 fumble recoveries ... notched 100 tackles in 4-of-5 professional seasons (2012-13 & '15-16) ... became the first undrafted NFL player to return an interception for a touchdown in his NFL debut since 1987 ... had 6 forced fumbles in 2013, tied for third most in the NFL and set a Colts franchise record ... 145 tackles in 2012 ranked fourth in the NFL and second among rookies ... started 5-of-6 career postseason games, recording 54 tackles, 1.5 sacks and 1 pass breakup, TFL, forced fumble and fumble recovery ... started his professional career in the CFL, recording 144 tackles, 13 sacks, 3 interceptions, 4 fumble recoveries and 1 defensive touchdown over three seasons with the Saskatchewan Roughriders (2009-11) ... three-time CFL Defensive Player of the Week and 2011 CFL All-Star ... participated in two CFL Grey Cup games with the Roughriders.

2017 SEASON: Placed on IR after sustaining a pectoral injury in Week One vs. Atlanta ... started Game 1, recording 10 tackles and 1 TFL.

HONORS AND AWARDS: **2013:** AFC Defensive Player of the Week at KC (12/22); USA Today All-Joe Team.

PREVIOUS SEASONS: **2016:** Started all 12 games he appeared in tallying 127 tackles, 5 pass breakups and 7 TFLs ... led the team in tackles and recorded the game-high in tackles on 10 different occasions ... ranked 4th on the team in pass breakups (1st among linebackers) ... set a career-high with 17 tackles in the season opener at HOU (9/11) ... recorded his 4th 100+ tackle season of his NFL career. **2015:** Put together his third 100+ tackle season since 2012, collecting 112 tackles over 13 games (13 starts) in his final season as a Colt ... also recorded 3 sacks, 1 interception (returned for a touchdown), 2 pass breakups, 4 TFLs and 1 fumble recovery ... 112 tackles ranked 2nd on the team while his 3 sacks ranked tied for 3rd. **2014:** Collected 95 tackles, 1.5 sacks, 6 pass breakups, 4 TFLs and 1 forced fumble while starting 12-of-12 games for Indianapolis ... 95 tackles ranked 2nd on the team ... also started all 3 of the Colts postseason contests, recording a team-high 32 tackles, 1.5 sacks and 1 forced fumble and fumble recovery. **2013:** In his second professional season with the Colts, tallied a team-high 126 tackles while starting all 16 games ... notched career-highs in sacks (5.5), interceptions (2), forced fumbles (6) and fumble recoveries (2) ... also recorded 6 pass breakups and TFLs ... started 1-of-2 postseason contests, posting 18 tackles, 1 pass breakup and 1 TFL. **2012:** Started 16-of-16 contests, notching a team and career-high 145 tackles as an undrafted rookie with the Colts ...also collected a career-high 7 TFLs, 2 sacks, 1 interception, 3 pass breakups and 1 forced fumble ... started the Colts lone playoff game, producing 4 tackles. **2011 (CFL):** In his final season with Saskatchewan, totaled 105 tackles, 6 sacks, 1 interception and 1 fumble recovery in 17 games ... added 3 STTs. **2010 (CFL):** In 17 games, recorded 24 tackles, 7 sacks, 3 interceptions and 1 fumble recovery in his second season with the Roughriders ... added 13 STTs. **2009 (CFL):** In his first season in Saskatchewan, appeared in all 17 games, collecting 15 tackles, 2 fumble recoveries and 25 STTs.



CHICAGO BEARS BIOGRAPHIES

2017 CHICAGO BEARS

Date	W/L	Opponent	Tkls-S	Sk-YL	INT-Yds	PD	FF	FR	TFL
9/10*	L	ATL	10-7	0-0	0-0	0	0	0	1
9/17	L	at TB			INJURED RESERVE				
9/24	W	PIT			INJURED RESERVE				
9/28	L	at GB			INJURED RESERVE				
10/9	L	MIN			INJURED RESERVE				
10/15	W	at BAL			INJURED RESERVE				
10/22	W	CAR			INJURED RESERVE				
10/29	L	at NO			INJURED RESERVE				
11/12	L	GB			SUSPENDED/IR				
11/19	L	DET			SUSPENDED/IR				
11/26	L	at PHI			SUSPENDED/IR				
12/3	L	SF			SUSPENDED/IR				
12/10	W	at CIN			SUSPENDED/IR				
12/16	L	at DET			SUSPENDED/IR				
12/24	W	CLE			SUSPENDED/IR				
12/31		at MIN							
Totals	0-1		10-7	0-0	0-0	0	0	0	1

*Denotes Game Started

JERRELL FREEMAN'S NFL STATISTICS

REGULAR SEASON

Year	Team	GP	GS	Tackles				Interceptions					Fumbles			Misc.		
				Tot	S	A	Sk	Yds	No	Yds	Lg	TD	PD	FF	FR	Yds	TFL	STT
2012	Indianapolis	16	16	145	90	55	2.0	17.0	1	4	4t	1	3	1	0	0	7.0	0
2013	Indianapolis	16	16	126	83	43	5.5	22.5	2	13	13	0	6	6	2	24	6.0	0
2014	Indianapolis	12	12	95	58	37	1.5	8.5	0	0	-	0	6	1	0	0	4.0	0
2015	Indianapolis	13	13	112	66	46	3.0	33.0	1	23	23t	1	2	0	1	0	4.0	0
2016	Chicago	12	12	127	96	31	0.0	0.0	0	0	0	0	5	0	0	0	7.0	0
2017	Chicago	1	1	10	7	3	0.0	0.0	0	0	-	0	0	0	0	0	1.0	0
Bears totals	13	13	137	103	34	0.0	0.0	0	0	-	0	5	0	0	0	0	8.0	0
NFL totals	70	70	615	400	215	12.0	81.0	4	40	23t	2	22	8	3	24	29.0	0	

POSTSEASON

Year	Team	GP	GS	Tackles				Interceptions					Fumbles			Misc.			
				Tot	S	A	Sk	Yds	No	Yds	Lg	TD	PD	FF	FR	Yds	TFL	STT	
2012	Indianapolis	1	1	4	3	1	0.0	0.0	0	0	-	0	0	0	0	0	0	0	0
2013	Indianapolis	2	1	18	10	8	0.0	0.0	0	0	-	0	1	0	0	0	1	0	
2014	Indianapolis	3	3	32	16	16	1.5	5.5	0	0	-	0	0	1	1	0	0	0	
NFL totals	6	5	54	29	25	1.5	5.5	0	0	-	0	1	1	1	0	1	0		

SEASON / CAREER / PLAYOFF HIGHS

	2016	Career	Playoff
Tackles	10, vs. ATL (9/10)	17, at HOU (9/11/16)	15, vs. CIN (1/4/15)
Solos	7, vs. ATL (9/10)	11, twice	7, vs. CIN (1/4/15)
Tackles For Loss	1, vs. ATL (9/10)	3, twice	1, vs. KC (1/4/14)
Sacks	None	2, twice	1.5 vs. CIN (1/4/15)



23 KYLE FULLER

Ht: 5-11 **Wt:** 190
Age: 25 **College:** Virginia Tech
Bears Season: 4 **NFL Season:** 4
Acquired: 1st round of the 2014 draft (14th overall)

DEFENSIVE BACK

PRO CAREER: Started 45-of-47 games for the Bears (2014-17), producing 194 tackles, 5 TFLs, 8 interceptions, 46 pass breakups and 3 forced fumbles ... led the Bears in interceptions in 2015 (2) after tying for the team lead in 2014 (4) ... in his first two NFL seasons, has 6 interceptions and 3 forced fumbles, one-of-four players in the NFL to do so since start of the 2014 season along with Mike Adams (Colts), Josh Norman (Carolina) and Earl Thomas (Seattle) ... in 2014 ranked 1st in interceptions and tied for 1st in forced fumbles among rookies ... was the 6th Bears player all-time to lead NFL rookies in interceptions and first since Charles Tillman tied for 1st in 2003 ... became first Bears rookie since Chris Harris in 2005 to record 2 interceptions in a game, with both coming in the 4th quarter at San Francisco, leading to two Chicago touchdowns, including the game winning score.

2017 SEASON: Started 15 games, recording 65 tackles, 2 interceptions, 2 TFLs and 22 pass defenses.

HONORS & AWARDS: 2014: NFL All-Rookie Team (PFWA, Gil Brandt), NFL Defensive Rookie of the Month (Sept), NFC Defensive Player of the Week (Week 2 at SF), NFL Rookie of the Week (Week 3 at NYJ), Brian Piccolo Award.

2017 CHICAGO BEARS

Date	W/L	Opponent	Tkls-S	Sk-YL	INT-Yds	PD	FF	FR	TFL
9/10*	L	ATL	6-5	0-0	0-0	1	0	0	0
9/17*	L	at TB	4-4	0-0	0-0	0	0	0	0
9/24*	W	PIT	4-4	0-0	0-0	2	0	0	0
9/28*	L	at GB	5-4	0-0	0-0	0	0	0	0
10/9*	L	MIN	4-4	0-0	0-0	1	0	0	0
10/15*	W	at BAL	6-5	0-0	0-0	3	0	0	0
10/22*	W	CAR	5-4	0-0	0-0	1	0	0	0
10/29*	L	at NO	5-4	0-0	0-0	0	0	0	0
11/12*	L	GB	5-5	0-0	0-0	2	0	0	0
11/19*	L	DET	3-2	0-0	0-0	1	0	0	0
11/26*	L	at PHI	6-5	0-0	0-0	0	0	0	1
12/3*	L	SF	6-5	0-0	1-0	2	0	0	1
12/10*	W	at CIN	3-3	0-0	0-0	3	0	0	0
12/16*	L	at DET	2-2	0-0	0-0	0	0	0	0
12/24*	W	CLE	1-1	0-0	1-0	6	0	0	0
12/31		at MIN							
Totals	4-10		65-57	0-0	2-0	22	0	0	2

*Denotes Game Started

KYLE FULLER'S NFL STATISTICS

REGULAR SEASON

Year	Team	GP	GS	Tackles					Interceptions					Fumbles			Misc.	
				Tot	S	A	Sk	Yds	No	Yds	Lg	TD	PD	FF	FR	Yds	TFL	STT
2014	Chicago	16	14	73	54	19	0.0	0.0	4	81	31	0	9	3	0	0	3.0	2
2015	Chicago	16	16	56	45	11	0.0	0.0	2	24	15	0	15	0	0	0	0.0	1
2016	Chicago	0	0	0	0	0	0	0	0	0	0	0	0	0	0	0	0.0	0
2017	Chicago	15	15	65	57	8	0.0	0.0	2	0	0	0	22	0	0	0	2.0	0
NFL totals		47	45	194	156	38	0.0	0.0	8	105	31	0	46	3	0	0	5.0	3

SEASON / CAREER / PLAYOFF HIGHS

	2017	Career	Playoff
Tackles	6, four times	8, at DET (11/27/14)	None
Solos	5, four times	7, three times	None
Tackles For Loss	1, twice	1, five times	None
Interceptions	1, twice	2, at SF (9/14/14)	None



19 TANNER GENTRY

Ht: 6-2
Age: 23

Wt: 210
College: Wyoming

Acquired: Undrafted free agent in 2017

WIDE RECEIVER

COLLEGE: Caught 180 passes for 2,815 yards (15.6 avg) and 20 touchdowns in 42 games at Wyoming... Added 13 carries for 81 yards (6.2 avg)... Leaves Wyoming ranked tied for 4th in receiving touchdowns, 5th in receiving yards and 8th in receptions. **SENIOR:** Recorded 72 receptions for 1,326 yards (18.4 avg) and 14 touchdowns... Added 6 carries for 30 yards... 72 receptions ranked 1st on the team and 6th in school for history a single season... Posted the 6th most receiving yards in a single season and his 14 TDs ranks tied for 2nd. **JUNIOR:** Caught 37 passes for 678 yards (18.3 avg) and 4 TDs in 7 games before suffering a season-ending injury... He was leading the Mountain West in receiving yards at the time of the injury and was named to the 2015 Biletnikoff Award Watch... Added five carries for 48 yards... In his seven games, he recorded 100 or more receiving yards three times.

2017 SEASON: Promoted to active roster from practice squad after Week 1... Appeared in four games (three starts), catching 3 passes for 35 yards (11.7 avg)... Added back to practice squad after being waived... Waived on 11/11.

2017 CHICAGO BEARS

Date	W/L	Opp.	Rec	Yds	Avg	Long	TD
9/10	L	ATL					PRACTICE SQUAD
9/17	L	vs. TB	2	27	13.5	15	0
9/24	W	PIT					PRACTICE SQUAD
9/28	L	at GB					PRACTICE SQUAD
10/9	L	MIN					PRACTICE SQUAD
10/15*	W	at BAL	0	0	0.0	-	0
10/22*	W	CAR	1	8	8.0	0	0
10/29*	L	at NO	0	0	0.0	-	0
11/12	L	GB					NOT WITH TEAM
11/19	L	DET					PRACTICE SQUAD
11/26	L	at PHI					PRACTICE SQUAD
12/3	L	SF					PRACTICE SQUAD
12/10	W	at CIN					PRACTICE SQUAD
12/16	L	at DET					PRACTICE SQUAD
12/24	W	CLE					PRACTICE SQUAD
12/31		at MIN					
Totals	2-1		3	35	11.7	15	0

*Denotes Game Started

TANNER GENTRY'S NFL STATISTICS

REGULAR SEASON


Year	Team	GP-GS	Rec	Yds	Avg	Lg	TD	Rush	Yds	Avg	Lg	TD	STT
2017	Chicago	4-3	3	35	11.7	15	0	0	0	0.0	-	0	0

SEASON / CAREER / PLAYOFF HIGHS

	2017	Career	Playoff
Receptions.....	2, at TB (9/17)	None	None
Receiving Yards.....	27, at TB (9/17)	None	None
Longest Reception.....	15, at TB (9/17)	None	None
Receiving TDs.....	None	None	None



8 MIKE GLENNON



Ht: 6-6

Wt: 225

Age: 27

College: North Carolina State

Bears Season: 1

NFL Season: 5

Acquired: Unrestricted FA in 2017 (TB)

QUARTERBACK

PRO CAREER: Completed 467-of-770 passes (60.6 percent) for 4,933 yards in 25 games with 22 starts in 5 seasons with the Tampa Bay Buccaneers (2013-16) and Chicago Bears (2017) ... owns 34 passing touchdowns, 20 interceptions and 90 rushing yards on 41 attempts (2.2 avg) ... set a career-high in passing touchdowns in 2013 with 19 ... started his first regular season game vs. ARI (9/29/13) ... has 4 games with a 100-plus passer rating, with 3 of those coming in 2013 (138.4 at DET 11/24; 137.5 vs. ATL 11/17; 123.1 at SEA 11/3).

2017 SEASON: Started four games, completing 93-of-140 passes (66.4 percent) for 833 yards, 4 touchdowns and 5 interceptions for a QB rating of 76.9... Adds 4 carries for 4 yards. Did not play Games 5-15.

HONORS & AWARDS: 2013: PFWA All-Rookie Team ... his selection marked the first time since 2007 that the PFWA's All-Rookie quarterback was not a player taken in the first round.

PREVIOUS SEASONS: 2016: Completed 10-of-11 attempts for 75 yards and 1 touchdown in two games for Tampa Bay. **2015:** Did not appear in a game. **2014:** Completed 117-of-203 pass attempts for 1,417 yards with 10 touchdowns, 6 interceptions and a 83.3 passer rating in 6 games (5 starts) with Tampa Bay ... added 49 yards rushing on 10 attempts. **2013:** Threw for 2,608 yards and 19 touchdowns while completing 247-of-416 pass attempts (59.4 percent) as a rookie in Tampa Bay ... added 9 interceptions and 27 rush attempts for 37 yards ... set franchise rookie record for passing yards and touchdowns ... set career-highs in passing yards, pass attempts, completions, touchdown passes and rush attempts ... posted three QBR's of 123.0 or higher ... posted a career-high 138.4 QBR in a 24-21 win at Detroit, throwing for 247 yards on 14 of 21 attempts with two touchdowns and zero interceptions ... the week prior, he posted a QBR of 137.5 on 20 of 23 passing for 231 yards and two touchdowns in a 41-28 win over Atlanta ... also posted a QBR of 123.1 in an overtime loss at Seattle.

COLLEGE: In four seasons at N.C. State (2008-12), Glennon played in 36 games with 26 starts ... finished his career with 7,411 passing yards and 63 touchdowns while completing 646-of-1,069 passes ... finished his senior season with the second-most passes attempted (564) in ACC history, third-most completions (330), fourth-most passing yards (4,031) and tied for the fifth-most passing touchdowns (31) ... joins former Wolfpack quarterback Philip Rivers as the only passers in school history to throw for 4,000+ yards in a single season ... one of only three quarterbacks in N.C. State history to complete 300+ passes in a single season (Rivers, Russell Wilson).

2017 CHICAGO BEARS

Date	W/L	Opp.	Att	Cmp	Yds	Pct.	TD	INT	Lg	Sk/Lst	Rtg
9/10*	L	Atl	40	26	213	65.0	1	0	22	4/37	86.8
9/17*	L	at TB	45	31	301	68.9	1	2	20	1/11	76.2
9/24*	W	Pit	22	15	101	68.1	1	1	17	2/17	74.2
9/28*	L	at GB	33	21	218	63.6	1	2	29	1/13	67.5
10/9	L	Min									DID NOT PLAY
10/15	W	at Bal									DID NOT PLAY
10/22	W	Car									DID NOT PLAY
10/29	L	at NO									DID NOT PLAY
11/12	L	GB									DID NOT PLAY
11/19	L	Det									DID NOT PLAY
11/26	L	at Phi									DID NOT PLAY
12/3	L	SF									DID NOT PLAY
12/10	W	at Cin									DID NOT PLAY
12/16	L	at Det									DID NOT PLAY
12/24	W	Cle									DID NOT PLAY
12/31		at Min									DID NOT PLAY
Totals	1-3		140	93	833	66.4	4	5	29	8/78	76.9



MIKE GLENNON'S NFL STATISTICS

REGULAR SEASON

Year	Team	GP-GS	Att	Cmp	Pct	Yds	Yds/Att	TD	Int	Lg	Sk-Yds	Rating
2013	Tampa Bay	13-13	416	247	59.4	2,608	6.3	19	9	85t	40-314	83.9
2014	Tampa Bay	6-5	203	117	57.6	1,417	7.0	10	6	41	16-91	83.3
2015	Tampa Bay	0-0	0	0	--	0	--	0	0	--	0-0	--
2016	Tampa Bay	2-0	11	10	90.9	75	6.8	1	0	13	0-0	125.4
2017	Chicago	4-4	140	93	66.4	833	6.0	4	5	29	8-78	76.9
NFL totals		25-22	770	467	60.6	4,933	6.4	34	20	85t	64-483	83.2

Record as Starter: 6-16 (.286) - 2013 (4-9), 2014 (1-4), 2017 (1-3).

ADDITIONAL STATS: Fumbles-Lost -- (13-8): 2013 (7-4), 2014 (2-0), 2017 (3-3)

Year	Team	Rush	Yds	Avg	Lg	TD
2013	Tampa Bay	27	37	1.4	16	0
2014	Tampa Bay	10	49	4.9	19	0
2016	Tampa Bay	0	0	-	-	0
2017	Chicago	4	4	1.0	2	0
NFL totals		41	90	2.2	19	0

SEASON / CAREER / PLAYOFF HIGHS

	2017	Career	Playoff
Attempts	45, at TB (9/17)	51, vs. CAR (10/24/13)	None
Completions	31, at TB (9/17)	Same	None
Passing Yards	301, at TB (9/17)	314, vs. BAL (10/12/14)	None
TD Passes	1, four times	2, 12 times	None
Interceptions	2, twice	2, four times	None
Longest Completion	29, at GB (9/28)	85t, at DET (11/24/13)	None

MIKE GLENNON'S GAME-BY-GAME STATISTICS

2013 TAMPA BAY BUCCANEERS

Date	W/L	Opp.	Att	Cmp	Yds	Pct.	TD	INT	Lg	Sk/Lst	Rtg
DID NOT PLAY WEEKS 1-3											
9/29	L	Ari	43	24	193	55.8	1	2	20	2/20	55.7
10/13	L	Phi	43	26	273	60.5	2	1	36	2/16	84.7
10/20	L	at Atl	44	26	256	59.1	2	0	59	3/30	90.7
10/24	L	Car	51	30	275	58.8	1	0	29	3/26	80.1
11/3	L	at Sea	23	17	168	73.9	2	0	27	3/25	123.1
11/11	W	Mia	21	11	139	52.4	1	1	30	2/15	69.3
11/17	W	Atl	23	20	231	87.0	2	0	53	2/7	137.5
11/24	W	at Det	21	14	247	66.7	2	0	85	4/40	138.4
12/1	L	at Car	21	14	180	66.7	0	1	60	5/40	73.5
12/8	W	Buf	25	9	90	36.0	2	2	38	1/9	40.4
12/15	L	SF	34	18	179	52.9	2	1	26	4/35	75.5
12/22	L	at StL	26	16	158	61.5	0	0	30	7/47	78.7
12/29	L	at NO	41	22	219	53.7	2	1	48	2/4	75.2
Totals	4-9		416	247	2,608	59.4	19	9	85	40/314	83.9

2014 TAMPA BAY BUCCANEERS

Date	W/L	Opp.	Att	Cmp	Yds	Pct.	TD	INT	Lg	Sk/Lst	Rtg
9/18	L	at Atl	24	17	121	70.8	1	0	14	2/18	96.0
9/28	W	at Pit	42	21	302	50.0	2	1	41	1/15	79.7
10/5	L	at NO	32	19	249	59.4	2	1	34	1/1	91.8
10/12	L	Bal	44	24	314	54.5	2	1	33	5/37	83.0
10/26	L	Min	28	19	171	67.9	1	1	40	5/12	81.1
11/2	L	at Cle	33	17	260	51.5	2	2	34	2/8	72.8
Totals	1-5		203	117	1,417	57.6	10	6	41	16/91	83.3

2016 TAMPA BAY BUCCANEERS

Date	W/L	Opp.	Att	Cmp	Yds	Pct.	TD	INT	Lg	Sk/Lst	Rtg
11/3	L	Atl	11	10	75	90.9	1	0	13	0/0	125.4
11/13	W	CHI	-	-	-	-	-	-	-	-	-
Totals	1-1		11	10	75	90.9	1	0	13	0/0	125.4



91 EDDIE GOLDMAN

Ht: 6-4

Wt: 320

Age: 23

College: Florida State

Bears Season: 3

NFL Season: 3

Acquired: 2nd round of the 2015 draft (39th overall)

DEFENSIVE LINE

PRO CAREER: Starts third professional season, appearing in 35 contests with 31 starts for the Chicago Bears (2015-17) ...tallied 103 tackles, 8.5 sacks, 12 TFLs, 1 fumble recovery and 1 pass breakup ... named to Mel Kiper and the PFWA's All-Rookie teams after tallying 39 tackles, 4.5 sacks and 6 TFLs ... ranked 4th amongst NFL rookies in sacks with 4.5.

2017 SEASON: Started 14 games, recording 40 tackles, 1.5 sacks, 1 fumble recovery and 3 TFLs... Inactive for Game 13.

HONORS AND AWARDS: 2015: All-Rookie (PFWA & Mel Kiper).

PREVIOUS SEASONS: 2016: Limited because of injury to 6 games with 5 starts, recording 24 tackles, 2.5 sacks, 3 TFLs and 1 pass breakup ... posted a career high 6 tackles in the season-opener at HOU (9/11) ... 3 TFLs tied for 3rd on the team. **2015:** Notched 39 tackles, 4.5 sacks and 6 TFLs en route to being named to Mel Kiper's and the PFWA's All-Rookie Teams ... started 12-of-15 games for the Bears ... his 4.5 sacks ranked 4th amongst NFL rookies ... 6 TFLs ranked 4th on the Bears ... was placed on IR on 12/30 with an ankle injury.

2017 CHICAGO BEARS

Date	W/L	Opponent	Tkls-S	Sk-YL	INT-Yds	PD	FF	FR	TFL	
9/10*	L	ATL	1-1	0-0	0-0	0	0	0	0	
9/17*	L	at TB	3-2	1-5	0-0	0	0	0	1	
9/24*	W	PIT	2-2	0-0	0-0	0	0	0	0	
9/28*	L	at GB	2-0	0-0	0-0	0	0	0	0	
10/9*	L	MIN	2-2	0-0	0-0	0	0	0	0	
10/15*	W	at BAL	6-6	0-0	0-0	0	0	0	1	
10/22*	W	CAR	6-5	0.5-0.5	0-0	0	0	0	0	
10/29*	L	at NO	4-0	0-0	0-0	0	0	0	0	
11/12*	L	GB	1-1	0-0	0-0	0	0	0	0	
11/19*	L	DET	2-2	0-0	0-0	0	0	0	1	
11/26*	L	at PHI	4-3	0-0	0-0	0	0	1	0	
12/3*	L	SF	3-1	0-0	0-0	0	0	0	0	
12/10	W	at CIN	INACTIVE							
12/16*	L	at DET	0-0	0-0	0-0	0	0	0	0	
12/24*	W	CLE	4-2	0-0	0-0	0	0	0	0	
12/31		at MIN								
Totals	4-10		40-27	1.5-5.5	0-0	0	0	1	3	

*Denotes Game Started

EDDIE GOLDMAN'S NFL STATISTICS

REGULAR SEASON

Year	Team	GP	GS	Tackles					Interceptions					Fumbles			Misc.		
				Tot	S	A	Sk	Yds	No	Yds	Lg	TD	PD	FF	FR	Yds	TFL	STT	
2015	Chicago	15	12	39	23	16	4.5	40.5	0	0	-	0	0	0	0	0	0	6.0	0
2016	Chicago	6	5	24	18	6	2.5	16.0	0	0	-	0	1	0	0	0	0	3.0	0
2017	Chicago	14	14	40	27	13	1.5	5.5	0	0	-	0	0	0	1	0	0	3.0	0
NFL totals		35	31	103	68	35	8.5	62.0	0	0	-	0	1	0	1	0	12.0	0	

SEASON / CAREER / PLAYOFF HIGHS

	2017	Career	Playoff
Tackles	6, twice	6, twice	None
Solos	6, at BAL (10/15)	6, twice	None
Tackles For Loss	1, twice	2, vs, SF (12/6/15)	None
Sacks	1, at TB (9/17)	2, vs, SF (12/6/15)	None

**55 HRONISS GRASU****Ht:** 6-3**Wt:** 303**Age:** 26**College:** Oregon**Bears Season:** 3**NFL Season:** 3**Acquired:** 3rd round of the 2015 NFL draft (71st overall)**OFFENSIVE LINE**

PRO CAREER: Starts third campaign with the team, appearing in 14 contests (11 starts) for the Bears (2015-17) ... made NFL Debut in Game 5 at Kansas City ... part of an offense that ranked 3rd in franchise single-season history in completion percentage (63.9) and interception percentage (2.3), 4th in gross passing yards (3,843) and third-down percentage (42.5), 5th in net passing yards (3,660) and 6th in passer rating (89.7) and total net yards (5,514) ... selected by the Bears in the 3rd round (71st overall) of the 2015 NFL Draft.

2017 SEASON: Appeared in six games (three starts), did not play Games 1, 10 & 13, inactive for games 4-8 & 12.

PREVIOUS SEASONS: 2016: Spent 2016 season on Injured Reserve. **2015:** Started 8 contests (Game 5-6 & 10-15) at center ... made NFL debut by starting at center in Game 5 at Kansas City ... inactive for Games 1-4 (coach's decision), 7-9 (due to a neck injury) and 16 (due to a knee injury) ... part of a bears offense that ranked 3rd in franchise single-season history in completion percentage (63.9) and interception percentage (2.3), 4th in gross passing yards (3,843) and third down percentage (42.5), 5th in net passing yards (3,660) and 6th in passer rating (89.7) and total net yards (5,514).

HRONISS GRASU'S NFL STATISTICS**REGULAR SEASON**

GAMES PLAYED-STARTED - 14-11: 2015 CHI (8-8); 2016 CHI (0-0); 2017 CHI (6-3).



32 DEIONDRE' HALL

Ht: 6-2
Age: 23

Bears Season: 2

Acquired: 4th round of the 2016 draft (127th overall)

Wt: 201

College: Northern Iowa

NFL Season: 2

LINEBACKER

PRO CAREER: Enters second NFL season, appearing in 10 games for the Chicago Bears (2016-17)... Recorded 7 tackles, 1 interception and 1 pass breakup... Added 1 STT... Picked off Matthew Stafford for his first career interception vs. DET (10/2/16).

2017 SEASON: Spent first 12 weeks on Injured Reserve... Appeared in two games as a reserve. Inactive for Games 14-25.

PREVIOUS SEASONS: 2016: Played in 8 games (Games 1-4 & 13-16)... Tallied 7 tackles, 1 interception and 1 pass breakup.. Added 1 STT... Picked off Matthew Stafford for his first career interception vs. DET (10/2)... Inactive games 5-12. GAMES PLAYED-STARTED: 8-0.

2017 CHICAGO BEARS

Date	W/L	Opponent	Tkls-S	Sk-YL	INT-Yds	PD	FF	FR	TFL
INJURED RESERVE GAMES 1-11									
12/3	L	SF	0-0	0-0	0-0	0	0	0	0
12/10	W	at CIN	0-0	0-0	0-0	0	0	0	0
12/16	L	at DET			INACTIVE				
12/24	W	CLE			INACTIVE				
12/31		at MIN							
Totals	0-0		0-0	0-0	0-0	0	0	0	0

*Denotes Game Started

DEIONDRE' HALL'S NFL STATISTICS

REGULAR SEASON


Year	Team	GP	GS	Tackles				Interceptions				Fumbles			Misc.			
				Tot	S	A	Sk	Yds	No	Yds	Lg	TD	PD	FF	FR	Yds	TFL	STT
2016	Chicago	8	0	7	6	1	0.0	0.0	1	0	-	0	1	0	0	0.0	0.0	1
2017	Chicago	2	0	0	0	0	0.0	0.0	0	0	-	0	0	0	0	0.0	0.0	0
NFL totals		10	0	7	6	1	0.0	0.0	1	0	-	0	1	0	0	0.0	0.0	1

SEASON / CAREER / PLAYOFF HIGHS

	2017	Career	Playoff
Tackles	None	3, at HOU (9/11/16)	None
Solos	None	3, at HOU (9/11/16)	None
Interceptions	None	1, vs. DET (10/2/16)	None



96

AKIEM
HICKS**Ht:** 6-5**Wt:** 336**Age:** 28**College:** Regina**Bears Season:** 2**NFL Season:** 6**Acquired:** Unrestricted free agent in 2016 (NE)

DEFENSIVE LINE

PRO CAREER: Entering his second season with the Bears, starting 64-of-92 contests with 261 tackles, 25 sacks, 42 TFLs, 4 pass breakups, 3 forced fumbles and 4 fumble recoveries in five seasons with the Saints (2012-15), Patriots (2015) and Bears (2016) ... his 119 tackles with New Orleans ranked 2nd among the defensive linemen on the Saints from 2012-15 ... led the Saints defensive line in tackles in 2013 (56) and was 2nd in 2014 (41) ... ranked 4th on the Saints in sacks from 2012-15 (6.5) ... was traded to the Patriots after the Saints first three games in 2015 ... 3 sacks with New England in 2015 ranked tied for 3rd along the Patriots defensive front ... 7 sacks with the Bears in 2016 ranked second on the team.

2017 SEASON: Started 14 games, recording 50 tackles, 15 TFLs, 2 fumble recoveries and 8.5 sacks for a loss of 57 yards.

HONORS AND AWARDS: 2016: Defensive Player of the Week (12/4)

PREVIOUS SEASONS: 2016: Started all 16 games at DE ... set a career-high in tackles (71), sacks (7), pass breakups (3) and forced fumbles (2) ... also recorded 5 TFLs and recovered 1 fumble ... one of three Bears players to record at least seven sacks ... only defensive player to start every game ... recorded 2 multi-sack games (10/31 vs. MIN & 12/4 vs. SF). **2015:** Appeared in 16 games with 3 starts with the Patriots and Saints ... posted 23 tackles, 3 sacks, 5 TFLs and 1 FR ... all 3 starts came with New Orleans where he collected 2 assisted tackles ... in 13 games with New England, notched 21 tackles, 3 sacks, 5 TFLs and 1 FR ... 3 sacks ranked tied for 3rd among the Patriots defensive linemen ... saw action in 2 playoff games, posting 3 tackles and 1 TFL. **2014:** Started 14-of-15 games for the Saints, posting 41 tackles, 2 sacks and 7 TFLs ... 41 tackles ranked 2nd on the Saints defensive linemen ... was placed on IR prior the season finale. **2013:** Started 16-of-16 games for the first time in his career with New Orleans ... posted career-highs in tackles (56), sacks (4.5) and TFLs (8) ... 56 tackles were the most among the Saints defensive front ... started both of the Saints postseason contests, notching 7 tackles and 0.5 sacks. **2012:** Appeared in 14 games with the Saints as a rookie ... collected 20 tackles, 1 pass breakup, 2 TFLs and 1 forced fumble.



2017 CHICAGO BEARS

Date	W/L	Opponent	Tkls-S	Sk-YL	INT-Yds	PD	FF	FR	TFL
9/10*	L	ATL	3-3	2-13	0-0	0	0	0	2
9/17*	L	at TB	3-2	0-0	0-0	0	0	0	0
9/24*	W	PIT	4-2	0-0	0-0	0	0	1	0
9/28*	L	at GB	2-0	0-0	0-0	0	0	0	0
10/9*	L	MIN	4-4	2-15	0-0	0	0	0	3
10/15*	W	at BAL	3-3	1-5	0-0	0	0	0	1
10/22*	W	CAR	5-4	1-6	0-0	0	0	0	2
10/29*	L	at NO	2-2	1-8	0-0	0	0	0	1
11/12*	L	GB	6-6	0-0	0-0	0	0	0	2
11/19*	L	DET	3-2	0-0	0-0	0	0	1	1
11/26*	L	at PHI	3-3	0-0	0-0	0	0	0	2
12/3*	L	SF	4-3	0-0	0-0	0	0	0	0
12/10*	W	at CIN	1-1	0-0	0-0	0	0	0	0
12/16*	L	at DET	4-3	1-8	0-0	0	0	0	1
12/24*	W	CLE	3-1	0.5-2	0-0	0	0	0	0
12/31		at MIN							
Totals	5-10		50-39	8.5-57	0-0	0	0	2	15

*Denotes Game Started

AKIEM HICKS' NFL STATISTICS

REGULAR SEASON


Year	Team	GP	GS	Tackles				Interceptions				Fumbles			Misc.			
				Tot	S	A	Sk	Yds	No	Yds	Lg	TD	PD	FF	FR	Yds	TFL	STT
2012	New Orleans	14	0	20	10	10	0.0	0.0	0	0	-	0	1	1	0	0	2	0
2013	New Orleans	16	16	56	29	27	4.5	27.5	0	0	-	0	0	0	0	0	8	0
2014	New Orleans	15	14	41	27	14	2.0	16.0	0	0	-	0	0	0	0	0	7	0
2015	TOTAL	16	3	23	9	14	3.0	12.0	0	0	-	0	0	0	1	0	5	0
2016	Chicago	16	16	71	50	21	7.0	49.0	0	0	-	0	3	2	1	0	5	0
2017	Chicago	15	15	50	39	11	8.5	57.0	0	0	-	0	0	0	2	0	15	0
Totals		92	64	261	164	97	25.0	161.5	0	0	-	0	4	3	4	0	42	0

POSTSEASON

Year	Team	GP	GS	Tackles				Interceptions				Fumbles			Misc.			
				Tot	S	A	Sk	Yds	No	Yds	Lg	TD	PD	FF	FR	Yds	TFL	STT
2013	New Orleans	2	2	7	3	4	0.5	4.0	0	0	-	0	0	0	0	0	0	0
2015	New England	2	0	3	1	2	0.0	0.0	0	0	-	0	0	0	0	0	1	0
Totals		4	2	10	4	6	0.5	4.0	0	0	-	0	0	0	0	0	1	0

SEASON / CAREER / PLAYOFF HIGHS

	2017	Career	Playoff
Tackles	6, vs. GB (11/12).....	13, vs. SF (12/4/16).....	4, at SEA (1/11/14)
Solos	6, vs. GB (11/12).....	8, vs. SF (12/4/16).....	2, at PHI (1/4/14)
Sacks	2, twice.....	2, five times.....	0.5, at PHI (1/4/14)

**99****LAMARR
HOUSTON****Ht:** 6-3**Age:** 30**Bears Season:** 4**Acquired:** Waived free agent in 2017 (HOU)**Wt:** 274**College:** Texas**NFL Season:** 8**LINEBACKER**

PRO CAREER: Appeared in 99 games with 71 starts with the Oakland Raiders (2010-13), Houston Texans (2017) and Chicago Bears (2014-16, 2017), collecting 311 tackles, 30 sacks, 58 TFLs, 5 forced fumbles, 9 fumble recoveries and 1 interception ... Owns 1 blocked FG on special teams ... has led or tied for his team's lead in sacks 3 times during his NFL career (4 tied for team led in 2012; 6 led the team in 2013; 8 led the team in 2015) ... served as captain with the Raiders in 2013 ... his 16 sacks from 2010-13 tied for the Oakland-team lead ... two multi-sack games in his career (both coming in 2015) ... 8 opponent fumble recoveries are tied for 6th most in the NFL since 2010.

2017 SEASON: Played in 5 games with the Houston Texans, recording 7 tackles, 1 sack, 3 TFLs, 1 forced fumble and 1 fumble recovery before being claimed off waivers by the Bears... Appeared in four games for the Bears, recording 8 tackles, 4 sacks and 4 TFLs.

HONORS & AWARDS: **2013:** AFC Defensive Player of the Week vs. JAX (10/21). **2010:** All-Rookie Team (The Sporting News)

PREVIOUS SEASONS: **2016:** Limited to two games in 2016 due to injury (Games 1 & 2)... Went on Injured Reserve 9/22... Recored 8 tackles. **GAMES PLAYED-STARTED:** 2-0 **2015:** Appeared in all 16 games with 2 starts (Games 15-16), posting 51 tackles, a career-high 8 sacks, 10 TFLs and 1 fumble recovery ... 8 sacks led the Bears and 10 TFLs ranked 2nd ... had 7 sacks in the last 9 contests of the season ... recorded first two multi-sack games of NFL career: 2 in Game 8 at SD and 2 in Game 16 vs. DET. **2014:** Started all 8 games played in first season with the Bears, collecting 11 tackles, 1 sack, 3 tackles for losses, 1 opponent fumble recovery and 1 pass breakup ... blocked a 37-yard field goal attempt on special team versus Miami (October 19) ... missed final 8 games after being placed on I.R. due to a knee injury. **2013:** Moved to the right side of the Raiders defensive line prior to the season and started all 16 games for the second consecutive year ... served as defensive captain ... led team with a career-high 6 sacks for 52 yards in losses ... led Raiders defensive linemen with 69 tackles (56 solo), forced a career-high 2 fumbles, tallied 10 TFLs and recovered 1 fumble. **2012:** Registered 67 tackles (49 solo), 2 PBUs, 1 FF, 1 FR and a team-leading 4.5 sacks for Oakland ... led the team in both QB hits (31) and TFLs (13) and finished second with 17 pressures. **2011:** Played in all 16 games with 13 starts for Oakland ... totaled 51 tackles (36 solo), 6 TFLs, 1 sack, 3 PBUs and 1 INT ... also tied for fifth in the AFC with 2 opponent FRs. **2010:** Saw action in all 16 games and made 15 starts in first NFL season with Oakland ... named to The Sporting News' All-Rookie Team ... tied for 5th on the team with 5 sacks ... added 39 tackles (30 solo), 8 TFLs, 1 FF and 2 FRs.



2017 CHICAGO BEARS

Date	W/L	Opponent	Tkls-S	Sk-YL	INT-Yds	PD	FF	FR	TFL
10/15^	W	CLE	1-1	1-9	0-0	0	1	0	0
10/29^	L	at SEA	3-2	0-0	0-0	0	0	0	2
11/5^	L	IND	0-0	0-0	0-0	0	0	0	0
11/12^	L	at LAR	3-3	0-0	0-0	0	0	0	1
11/19^	W	ARI	0-0	0-0	0-0	0	0	0	0
12/3	L	SF	3-3	1-11	0-0	0	0	0	1
12/10	W	at CIN	1-1	1-10	0-0	0	0	0	1
12/16	L	at DET	3-3	2-15	0-0	0	0	0	2
12/24	W	CLE	1-0	0-0	0-0	0	0	0	0
12/31		at MIN							
Totals	0-2		15-13	5-45	0-0	0	0	0	7

^ with HOU

*Denotes Game Started

LAMARR HOUSTON'S NFL STATISTICS


REGULAR SEASON

Year	Team	GP	GS	Tackles					Interceptions					Fumbles			
				Tot	S	A	Sk	Yds	No	Yds	Lg	TD	PD	FF	FR	Yds	TFL
2010	Oakland	16	15	39	30	9	5.0	27.0	0	0	0	0	0	1	2	0	8.0
2011	Oakland	16	13	51	36	15	1.0	2.0	1	15	15	0	3	0	2	0	6.0
2012	Oakland	16	16	67	49	18	4.0	34.0	0	0	0	0	2	1	1	0	13.0
2013	Oakland	16	16	69	56	13	6.0	52.0	0	0	0	0	0	2	1	0	10.0
2014	Chicago	8	8	11	8	3	1.0	11.0	0	0	0	0	1	0	1	0	3.0
2015	Chicago	16	2	51	34	17	8.0	63.0	0	0	-	0	0	0	1	0	10.0
2016	Chicago	2	0	8	2	6	0.0	0.0	0	0	-	0	0	0	0	0	0.0
2017	HOU/CHI	8	0	15	13	2	5.0	45.0	0	0	-	0	0	1	1	0	7.0
Bears totals		29	10	78	51	27	13.0	110.0	0	0	-	0	1	0	2	0	17.0
NFL totals		98	70	311	228	83	30.0	225.0	1	15	15	0	6	4	8	0	57.0

ADDITIONAL STATS: Blocked Kicks - 1 (37-yard field goal vs. MIA, 10/19/14).

SEASON / CAREER / PLAYOFF HIGHS

	2017	Career	Playoff
Tackles	3, four times	12, at SD (12/30/12)	None
Solos	3, three times	9, at SD (12/30/12)	None
Sacks	2, three times	Same	None



36 DEANDRE HOUSTON-CARSON

Ht: 6-1 **Wt:** 205
Age: 24 **College:** William & Mary
Bears Season: 2 **NFL Season:** 2
Acquired: 6th round of the 2016 draft (185th overall)

DEFENSIVE BACK

PRO CAREER: Begins second NFL season, appearing in 18 games for the Chicago Bears (2016) ... made 12 STTs.

2017 SEASON: Appeared in 9 games after being promoted from the practice squad on September 19... Owns 10 STTs...Inactive for Games 11-13.

PREVIOUS SEASONS: 2016: Appeared in 8 games (Games 1-5, 8, 12 & 16) on special teams as a rookie. Tallied 2 STTs.

2017 CHICAGO BEARS

Date	W/L	Opponent	Tkls-S	Sk-YL	INT-Yds	PD	FF	FR	TFL
9/10	L	ATL			PRACTICE SQUAD				
9/17	L	at TB			PRACTICE SQUAD				
9/24	W	PIT	0-0	0-0	0-0	0	0	0	0
9/28	L	at GB	0-0	0-0	0-0	0	0	0	0
10/9	L	MIN	0-0	0-0	0-0	0	0	0	0
10/15	W	at BAL	0-0	0-0	0-0	0	0	0	0
10/22	W	CAR	0-0	0-0	0-0	0	0	0	0
10/29	L	at NO	0-0	0-0	0-0	0	0	0	0
11/12	L	GB	0-0	0-0	0-0	0	0	0	0
11/19	L	DET	0-0	0-0	0-0	0	0	0	0
11/26	L	at PHI			INACTIVE				
12/3	L	SF			INACTIVE				
12/10	W	at CIN			INACTIVE				
12/16	L	at DET	0-0	0-0	0-0	0	0	0	0
12/24	W	CLE	0-0	0-0	0-0	0	0	0	0
12/31		at MIN							
Totals	0-0		0-0	0-0	0-0	0	0	0	0

*Denotes Game Started

DEANDRE HOUSTON CARSON'S NFL STATISTICS

REGULAR SEASON

Year	Team	GP	GS	Tackles					Interceptions				Fumbles			Misc.			
				Tot	S	A	Sk	Yds	No	Yds	Lg	TD	PD	FF	FR	Yds	TFL	STT	
2016	Chicago	8	0	0	0	0	0.0	0	0	0	-	0	0	0	0	0	0	0.0	2
2017	Chicago	10	0	0	0	0	0.0	0.0	0	0	-	0	0	0	0	0	0	0.0	10
Totals		18	0	0	0	0	0.0	0.0	0	0	-	0	0	0	0	0	0	0.0	12

SEASON / CAREER / PLAYOFF HIGHS

	2017	Career	Playoff
Tackles	None	None	None
Solos	None	None	None
Sacks	None	None	None



24 JORDAN HOWARD

Ht: 6-0

Wt: 222

Age: 23

College: Indiana

Bears Season: 2

NFL Season: 2

Acquired: 5th round of the 2016 draft (150th overall)

RUNNING BACK

PRO CAREER: Enters second NFL campaign ... Started 27-of-29 games for the Bears, carrying the ball 519 times for 2,426 yards (4.7 avg) and 15 touchdowns ... Adds 51 receptions for 418 yards (8.2 avg) and one touchdown... Set a Bears rookie rushing record with his 1,313 yards and became the second-youngest Bears RB to eclipse 1,000 yards in a season ... His 1,313 yards ranked second in the NFL behind Dallas' Ezekiel Elliott, marking the first time since the 1970 merger that two rookies finished 1-2 in the NFL in rushing ... Later became the first Bears rookie running back to be voted to the Pro Bowl since Hall of Famer Gale Sayers in 1965... Became fastest player in Bears history to record 10 games of 100+ yards rushing (23 games)... Also became the fastest Bears player to 2,000 yards (24 games), doing so faster than Walter Payton (26 games) and Gale Sayers (28 games)... Became the first Bear ever to rush for 1,000 yards in each of his first two seasons... Since 2016, Howard has rushed for 100+ yards 12 times, most in the NFL over that span.

2017 SEASON: Started 15 games, rushing for 1,113 yards on 267 carries (4.2 avg) and 9 touchdowns... Adds 22 receptions for 120 yards (5.5 avg)... Set a career-high in receptions (5) vs. PIT (9/24)... Led the Bears in scoring (12), rushing yards (138), receptions (5) and receiving yards (26) against the Steelers on 9/24. The last Bear to accomplish this feat was Matt Forte when he tallied 47 yards on the ground, 6 catches for 57 yards and 1 score at Minnesota (12/20/15)... Set a career-high in rushing yards (167) and carries (36) at BAL (10/15)... Rushed for 100 yards or more in 5 games this season... Eclipsed the 1,000 yard mark at CIN (12/10), becoming the first player in franchise history to rush for 1,000 yards in each of his first two seasons.

HONORS & AWARDS: 2016: NFC Offensive Player of the Week, FedEx Ground Player of the Week, Offensive Rookie of the Month (December/January), All-Rookie Team (PFWA, Gil Brandt, USA Today, Fox Sports) ... Brian Piccolo Award.

2016 SEASON: Appeared in 15 games (Games 2-16) with 13 starts (Games 4-16) carrying the ball 252 times for 1,313 yards (5.2 avg) and 6 touchdowns ... caught 29 passes for 298 yards (10.3 avg) ... 5.2 rushing average led the NFC ranked 4th in the league overall ... 1,313 yards ranked second in the NFL ... became the first Bears rookie to rush for 100+ yards in each of his first two starts ... second-youngest Bear to rush for 1,000 yards in a season (Salaam, 1995) ... first Bears rookie to rush for over 100 yards in 7 games ... scored 3 touchdowns vs. SF (12/4) which ranks tied for second most by a Bears rookie ... rushed for a career-high 153 yards vs. MIN (10/31), which earned him NFC Offensive Player of the Week and FedEx Ground Player of the Week ... earned Offensive Rookie of the Month for of December/January.



2017 CHICAGO BEARS

Date	W/L	Opp.	Rush	Yards	Avg.	Lg	TD	Rec.	Yards	Avg.	Lg	TD
9/10*	L	ATL	13	52	4.0	11	1	3	14	4.7	9	0
9/17*	L	at TB	9	7	0.8	4	0	0	0	0.0	-	0
9/24*	W	PIT	23	140	6.1	19t	2	5	26	5.2	10	0
9/28*	L	at GB	18	53	2.9	16	1	2	10	5.0	7	0
10/9*	L	MIN	19	76	4.0	13	0	0	0	0.0	-	0
10/15*	W	at BAL	36	167	4.6	53	0	1	9	9.0	9	0
10/22*	W	CAR	21	65	3.1	11	0	0	0	0.0	-	0
10/29*	L	at NO	23	102	4.4	50	0	3	19	6.3	12	0
11/12*	L	GB	15	54	3.6	25	0	0	0	0.0	-	0
11/19*	L	DET	15	125	8.3	50	1	0	0	0.0	-	0
11/26*	L	at PHI	7	6	0.9	4	0	2	13	6.5	9	0
12/3*	L	SF	13	38	2.9	14	0	1	-5	-5.0	-5	0
12/10*	W	at CIN	23	147	6.4	21t	2	1	8	8.0	8	0
12/16*	L	at DET	10	37	3.7	16	0	4	26	6.5	11	0
12/24*	W	CLE	22	44	2.0	16t	2	0	0	0.0	-	0
12/31		at MIN										
Totals	5-10		267	1,113	4.2	53	9	22	120	5.5	12	0

*Denotes Game Started

JORDAN HOWARD'S NFL STATISTICS

REGULAR SEASON

Year	Team	GP-GS	Rush	Yds	Avg	Lg	TD	Rec	Yds	Avg	Lg	TD	STT
2016	Chicago	15-13	252	1,313	5.2	69	6	29	298	10.3	34	1	0
2017	Chicago	15-15	267	1,113	4.2	53	9	22	120	5.5	12	0	0
Totals		30-28	519	2,426	4.7	69	15	51	418	8.2	34	1	0

SEASON / CAREER / PLAYOFF HIGHS

	2017	Career	Playoff
Rushes.....	36, at BAL (10/15)	Same	None
Rushing Yards.....	167, at BAL (10/15)	Same	None
Longest Run.....	53, at BAL (10/15)	69, vs. MIN (10/31/16)	None
Rushing TDs.....	2, three times	3, vs. SF (12/4/16)	None
Receptions.....	5, vs. PIT (9/24)	Same	None
Receiving Yards.....	26, twice	49, vs. MIN (10/31/16)	None
Longest Reception.....	12, at. NO (10/29)	34, vs. MIN (10/31/16)	None
Receiving TDs.....	None	1, at IND (10/2/16)	None



17

DONTRELLE INMAN

Ht: 6-3

Wt: 205

Age: 28

College: Virginia

Bears Season: 1

NFL Season: 4

Acquired: Undrafted free agent in 2014 (SD)

WIDE RECEIVER

PRO CAREER: In his fourth NFL season, has appeared in 58 games (29 starts) hauling in 125 receptions for 1,703 yards (13.6 avg) and 8 touchdowns with the Chargers (2014-17) and Chicago Bears (2017)... Made his NFL debut September 14, 2014 vs. Seattle... Tallied 2 career 100+ yard receiving games in his NFL career... Set career-high in yards (810) and receptions (58) in 2016.

2017 SEASON: Played in four games, catching 2 passes for 9 yards (4.5 avg) with the L.A. Chargers before being traded to the Bears on October 25... Inactive for Game 8... Started in his Bears debut vs. GB (11/12)... Totaled 18 receptions for 240 yards (13.3 avg) and 1 touchdown for the Bears.

PREVIOUS SEASONS: 2016: Oct. 2 vs. New Orleans and logged first NFL 100-yard game with 120 yards and touchdown on seven catches...57-yard touchdown catch vs. Saints was longest scoring catch of career and tied game, 14-14 in second quarter...also caught 17-yarder on 3rd-and-9 on play right before TD catch...later in game, went over 100 yards on 22-yard catch on 3rd-and-4 that helped sustain TD drive for 31-21 lead...Oct. 30 at Denver, 15-yard catch on 3rd-and-12 followed by 37-yarder on 98-yard TD drive to bring Bolts within 17-13...drew three key penalties during scoring drives Nov. 13 vs. Miami...late in first quarter on field goal drive, drew pass interference and additional facemask penalty on 3rd-and-13...during third-quarter TD drive, drew pass interference in end zone for first down at one on drive that ended with Philip Rivers' 300th-career TD pass for 17-14 lead...late in fourth quarter, drew hold on 3rd-and-8 during TD drive for 24-21 edge...52-yard TD catch among 119-yard day, second-highest of season and career, in 21-13 win at Houston Nov. 27...TD tied game 7-7 in second quarter...later in game on TD drive for 21-10 lead, caught 11-yarder on 3rd-and-10 to help Bolts overcome 1st-and-20 and then followed that catch with 25 yarder to Texans' 25, while also drawing personal foul penalty...35-yard TD catch on game's opening drive Dec. 4 vs. Tampa Bay...19-yard touchdown catch Dec. 11 at Carolina to mark third straight game with TD. **2015:** Took over at wide receiver for an injured Malcom Floyd Oct. 4 vs. Cleveland and racked up season-high 88 yards on three catches...included season-long 68-yard catch-and-run to Browns' one on 3rd-and-5 play that set up touchdown for 27-19 lead in eventual 30-27 victory...first NFL touchdown catch, floating one-yarder on 4th-and-goal on final play of first half Oct. 18 at Green Bay's Lambeau Field...two-yard touchdown catch on 3rd-and-goal for Bolts' first points of game in 31-25 win at Jacksonville Nov. 29...during second-quarter touchdown drive that gave Bolts 14-9 lead, had 17-yard catch on 3rd-and-4 followed by 23-yard catch that put Philip Rivers over 40,000 yards for his career...suffered neck injury at end of 15-yard catch on 3rd-and-14 play early Dec. 6 vs. Denver and did not return...inactive Dec. 13 at Kansas City...three catches for 78 yards (26.0 avg.), all on scoring drives, Dec. 20 vs. Miami...seven-yard touchdown reception among season-high eight catches for 82 yards Dec. 24 at Oakland...in overtime, pressed into duty as free safety after injuries left Chargers without enough defensive backs. **2014:** NFL debut Sept. 14 vs. Seattle...helped Chargers to 38-35 overtime win vs. San Francisco in Dec. 20 nationally-televised night game at Levi's Stadium...inserted into lineup in third quarter and responded with seven catches and 79 yards on nine targets...17-yard 4th-and-10 catch with 54 seconds left during late fourth-quarter game-tying touchdown drive...paced team with five catches, good for 79 yards, Dec. 28 at Kansas City.

**2017 SEASON**

Date	W/L	Opp.	Rec	Yds	Avg	Long	TD
9/11 [^]	L	at DEN			INACTIVE		
9/17 [^]	L	MIA	0	0	0.0	-	0
9/24 [^]	L	KC	1	2	2.0	2	0
9/28 [^]	L	PHI	1	7	7.0	7	0
10/9 [^]	W	at NYG	0	0	0.0	-	0
10/15 [^]	W	at OAK			INACTIVE		
10/22 [^]	W	DEN			INACTIVE		
10/29	L	at NO			INACTIVE		
11/12 [*]	L	GB	6	88	14.7	26	0
11/19 [*]	L	DET	3	43	14.3	17	0
11/26 [*]	L	at PHI	4	64	16.0	19	0
12/3	L	SF	2	21	10.5	13	1
12/10 [*]	W	at CIN	0	0	0.0	-	0
12/16 [*]	L	at DET	1	5	5.0	5	0
12/24 [*]	W	CLE	2	19	9.5	13	0
12/31		at MIN					
Totals 2-4			20	249	12.5	26	1

[^] with L.A. Chargers

* Denotes Game Started

DONTRELLE INMAN'S NFL STATISTICS**REGULAR SEASON**

Year	Team	GP-GS	Rec	Yds	Avg	Lg	TD	Rush	Yds	Avg	Lg	TD
2014	San Diego	7-0	12	158	13.2	28	0	0	0	0.0	-	0
2015	San Diego	14-7	35	486	13.9	68	3	0	0	0.0	-	0
2016	San Diego	16-16	58	810	14.0	57t	4	0	0	0.0	-	0
2017	L.A./Chicago	11-6	20	249	12.5	26	1	0	0	0.0	-	0
NFL totals		48-29	125	1,703	13.6	68	8	0	0	0.0	-	0

SEASON / CAREER / PLAYOFF HIGHS

	2017	Career	Playoff
Receptions.....	6, vs. GB (11/12).....	8, at OAK (12/24/15).....	None
Receiving Yards.....	88, vs. GB (11/12).....	120, vs. NO (10/2/16).....	None
Longest Reception.....	26, vs. GB (11/12).....	68, vs. CLE (10/4/15).....	None
Receiving TDs.....	1, vs. SF (12/3).....	1, eight times.....	None

[^] with L.A. Chargers



47 ISAAH IRVING

Ht: 6-3 Wt: 254
 Age: 23 College: San Jose State

Acquired: Undrafted free agent in 2017.

LINEBACKER

COLLEGE CAREER: Appeared in 47 games (37 starts) at San Jose State, recording 140 tackles, 23 TFLs, 11 sacks and 1 forced fumble... Played defensive end and outside linebacker... **SENIOR:** Appeared in 12 games (11 starts), recording 45 tackles, 11 TFLs, 7 sacks and 1 forced fumble... Named Honorable Mention All-Mountain West... Played in 12 and started 11 games... Had his most productive season at the major college level... Led the team in sacks and ranked 2nd in TFLs... Invited to play in the 2017 NFLPA Collegiate Bowl All-Star game and scored a defensive touchdown on a 15-yard fumble recovery return. **JUNIOR:** Started all 13 games at a defensive end recording... Led all defensive linemen in total tackles with 38 and shared the unit's lead in TFLs at 5.0. **SOPHOMORE:** Appeared in 11 games (4 starts)... Recorded 17 tackles, 2 TFLs and 1 sack. **FRESHMAN:** Played in 11 games (9 starts)... Recorded 40 tackles, 5 TFLs and 2 sacks... Finished 8th on the team in total tackles and 3rd in TFLs. **PERSONAL:** Played football at Cypress Creek High in Houston, Texas... Qualified for the Texas Region III high school wrestling tournament as a junior and advanced to the state championship tournament as a senior.

2017 SEASON: Appeared in 7 games as a reserve after being promoted from the practice squad on October 9... Recorded 2 tackles, 1 fumble recovery and 3 STTs... Placed on Injured Reserve on 12/2.

2017 CHICAGO BEARS

Date	W/L	Opponent	Tkls-S	Sk-YL	INT-Yds	PD	FF	FR	TFL
9/10	L								
9/17	L								
9/24	W								
9/28	L								
10/9	L	MIN	0-0	0-0	0-0	0	0	0	0
10/15	W	at BAL	0-0	0-0	0-0	0	0	0	0
10/22	W	CAR	0-0	0-0	0-0	0	0	0	0
10/29	L	at NO	0-0	0-0	0-0	0	0	0	0
11/12	L	GB	0-0	0-0	0-0	0	0	0	0
11/19	L	DET	0-0	0-0	0-0	0	0	0	0
11/26	L	at PHI	2-2	0-0	0-0	0	0	1	0
12/3	L	SF							
12/10	W	at CIN							
12/16	L	at DET							
12/24	L	CLE							
12/31		at MIN							
Totals	0-0		2-2	0-0	0-0	0	0	1	0

*Denotes Game Started

ISAAH IRVING'S NFL STATISTICS

REGULAR SEASON				Tackles				Interceptions				Fumbles			Misc.				
Year	Team	GP	GS	Tot	S	A	Sk	Yds	No	Yds	Lg	TD	PD	FF	FR	Yds	TFL	STT	
2017	Chicago	7	0	2	2	0	0	0	0	0	-	0	0	0	1	0	0	3	
SEASON / CAREER / PLAYOFF HIGHS																			
		2017				Career				Playoff									
Tackles	2, at PHI (11/26)				Same				None										
Solos	2, at PHI (11/26)				Same				None										
Tackles For Loss	None				None				None										
Sacks	None				None				None										
Interceptions	None				None				None										



39 EDDIE JACKSON

Ht: 6-0**Wt:** 194**Age:** 24**College:** Alabama**Acquired:** 4th round of the 2017 NFL draft (112th overall)

DEFENSIVE BACK

COLLEGE CAREER: Started 38-of-41 career contests at Alabama, posting 130 tackles, 8.5 TFLs, 14 pass breakups, and 9 interceptions (3 returned for touchdowns) ... Earned second team All-SEC as a senior and first team All-SEC and second-team All-America as a junior... Owns school record for most career interception yards... Led SEC in INTs (6) as a junior.

2017 SEASON: Started 15 games, recording 59 tackles, 6 pass defenses, 3 fumble recoveries (1 returned for TD), 2 interceptions (1 returned for TD) and 1 TFL... Adds 2 STTs... Jackson's 75-yard INT and 76-yard fumble recovery for touchdowns vs, CAR (10/22) made him the first player in NFL history to return both a fumble recovery and interceptions 75+ yard touchdowns in the same game... Also made him the first rookie in NFL history with multiple 75+ yard defensive touchdowns in the same game... 75-yard fumble recovery is 3rd-longest in Bears history... Week 7 performance earned him NFC Defensive Player of the Week Honors.

HONORS & AWARDS: 2017: NFC Defensive Player of the Week (Week 7 vs. CAR).

SENIOR: Selected as one of the Crimson Tide's permanent team captains for the 2016 season ... Earned second team All-SEC honors from the conference coaches, despite playing in only eight games ... Midseason All-American by CBS, ESPN and USA Today ... Suffered a season-ending leg injury against Texas A&M ... owns the Alabama record for career interception return yards with 303 on 9 interceptions ... Registered 24 total tackles and two pass breakups to go with his interception ... Earned UA coaches' defensive player of the week honors for the Western Kentucky matchup and special teams player of the week recognition for his performances at Ole Miss and Tennessee. **JUNIOR:** Made the transition to safety in the spring of 2015 and excelled in his new role ... selected to the All-SEC First Team by the conference coaches and Associated Press ... earned second team All-America honors from Walter Camp and the FWAA ... named a third team All-American by the Associated Press ... led the team in interceptions with six -- two picks returned for touchdowns, a forced fumble and fumble recovery to go with his 46 tackles from the starting safety spot ... accumulated 230 return yards on his interceptions, shattering the previous all-time record of 163 by Hootie Ingram in 1952 across Ingram's 10 interceptions ... finished tied for seventh nationally and as the SEC leader for interceptions ... earned FWAA National Defensive Player of the Week honors for his performance at Texas A&M ... one of 16 semifinalists for the Jim Thorpe Award, presented annually to the nation's top defensive back. **SOPHOMORE:** Penciled in to be a starter at cornerback before tearing his ACL in spring practice ... returned to game action on Sept. 6 against FAU and started 10 of 11 games at cornerback, including nine straight ... registered 41 total tackles, including two for loss (-12 yards), one sack (-11 yards), an interception (18 yards), six pass breakups, one recovered fumble (16 yards) and two forced fumbles ... earned Alabama Defensive Player of the Week honors after the FAU and Mississippi State games. **FRESHMAN:** Started four games at cornerback as a true freshman for Alabama and played in seven contests ... finished with 19 tackles, including 16 solo stops and one tackle for loss (3 yards) ... added an interception, a quarterback hurry and three pass breakups ... returned a fumble 35 yards against Chattanooga ... named a Special Teams Player of the Week by the Alabama coaching staff after the Arkansas game.

EDDIE JACKSON'S COLLEGE STATISTICS

Year	Team	Tackles						Interceptions				Fumbles		Misc.		
		GP	GS	Tot	S	A	Sk	Yds	No	Yds	Lg	TD	PD		FF	FR
2013	Alabama	7	4	19	16	3	0.0	0.0	1	0	0	0	3	0	2	1.0
2014	Alabama	11	11	41	32	9	1.0	11.0	1	18	18	0	7	2	1	2.0
2015	Alabama	15	15	46	34	12	0.0	0.0	6	230	2	2	2	1	1	3.0
2016	Alabama	8	8	24	15	9	0.0	0.0	1	55	55	1	2	0	0	2.5
Totals		41	38	130	97	33	1.0	11.0	9	303	55	3	14	3	4	8.5

ADDITIONAL STATS: Punt Returns - 11 returns for 253 yards (23.0 avg), 2 touchdowns



2017 CHICAGO BEARS

Date	W/L	Opponent	Tkls-S	Sk-YL	INT-Yds	PD	FF	FR	TEL
9/10*	L	ATL	3-3	0-0	0-0	0	0	0	0
9/17*	L	at TB	8-7	0-0	0-0	0	0	0	1
9/24*	W	PIT	1-1	0-0	0-0	0	0	0	0
9/28*	L	at GB	1-1	0-0	0-0	1	0	0	0
10/9*	L	MIN	4-2	0-0	0-0	1	0	0	0
10/15*	W	at BAL	6-5	0-0	0-0	1	0	0	0
10/22*	W	CAR	4-4	0-0	1-76	1	0	1	0
10/29*	L	at NO	1-1	0-0	0-0	0	0	0	0
11/12*	L	GB	4-4	0-0	0-0	0	0	0	0
11/19*	L	DET	3-1	0-0	0-0	0	0	0	0
11/26*	L	at PHI	3-2	0-0	0-0	1	0	0	0
12/3*	L	SF	5-4	0-0	0-0	0	0	0	0
12/10*	W	at CIN	4-3	0-0	1-6	1	1	1	0
12/16*	L	at DET	8-7	0-0	0-0	0	0	1	0
12/24*	W	CLE	4-3	0-0	0-0	0	0	0	0
12/31		at MIN							
Totals	5-10		59-48	0-0	2-82	6	1	3	1

*Denotes Game Started

EDDIE JACKSON'S NFL STATISTICS

REGULAR SEASON

Year	Team	GP	GS	Tackles				Interceptions				Fumbles			Misc.			
				Tot	S	A	Sk	Yds	No	Yds	Lg	TD	PD	FF	FR	Yds	TFL	STT
2017	Chicago	15	15	59	48	11	0	0	2	82	76t	1	6	1	3	75	1	2

ADDITIONAL STATS: 2017: Defensive touchdowns- 2; **2017:** 1 fumble recovery, 1 interception.

SEASON / CAREER / PLAYOFF HIGHS

	2017	Career	Playoff
Tackles	8, twice	Same	None
Solos	7, twice	Same	None
Tackles For Loss	1, at TB (9/17)	Same	None
Sacks	None	None	None
Interceptions	1, twice	Same	None



73 JOHN JENKINS

Ht: 6-3 **Wt:** 343
Age: 29 **College:** Georgia
Bears Season: 1 **NFL Season:** 5
Acquired: Unrestricted free agent in 2017 (SEA)

LINEBACKER

PRO CAREER: Appeared in 58 games with 23 starts over 4 seasons with the New Orleans Saints (2013-16) and Seattle Seahawks (2016), recording 118 tackles, 6 TFLs, 1.5 sacks, 2 pass breakups, 5 forced fumbles and 6 fumble recoveries.

2017 SEASON: Appeared in 7 games (one start), recording 7 tackles... Inactive for games 1-7 & 10.

PREVIOUS SEASONS: 2016: Appeared in 9 games with 1 start for the New Orleans Saints and Seattle Seahawks, recording 13 tackles... Made lone start vs. ATL (9/26/16). **GAMES PLAYED-STARTED: 9-1 2015:** Appeared in 14 games with 12 starts for the Saints, recording 66 tackles, 0.5 sacks, 1 pass breakup, 1 forced fumble and 1 fumble recovery... Set a career high for tackles in a game with 11 vs. TEN (11/8). **2014:** Appeared in 12 games with 4 starts for the Saints, recording 41 tackles and 1 sack... Recorded first career sack at CHI (12/15). **2013:** Appeared in all 16 games as a rookie with 5 starts, recording 29 tackles.

2017 CHICAGO BEARS

Date	W/L	Opponent	Tkls-S	Sk-VL	INT-Yds	PD	FF	FR	TFL
9/10	L	ATL			INACTIVE				
9/17	L	at TB			INACTIVE				
9/24	W	PIT			INACTIVE				
9/28	L	at GB			INACTIVE				
10/9	L	MIN			INACTIVE				
10/15	W	at BAL			INACTIVE				
10/22	W	CAR			INACTIVE				
10/29	L	at NO	0-0	0-0	0-0	0	0	0	0
11/12	L	GB	0-0	0-0	0-0	0	0	0	0
11/19	L	DET			INACTIVE				
11/26	L	at PHI	1-1	0-0	0-0	0	0	0	0
12/3	L	SF	2-1	0-0	0-0	0	0	0	0
12/10*	W	at CIN	2-1	0-0	0-0	0	0	0	0
12/16	L	at DET	0-0	0-0	0-0	0	0	0	0
12/24	W	CLE	2-1	0-0	0-0	0	0	0	0
12/31		at MIN							
Totals	1-0		7-4	0-0	0-0	0	0	0	0

*Denotes Game Started


JOHN JENKINS' NFL STATISTICS

REGULAR SEASON

Year	Team	GP	GS	Tackles					Interceptions				Fumbles			Misc.		
				Tot	S	A	Sk	Yds	No	Yds	Lg	TD	PD	FF	FR	Yds	TFL	STT
2013	New Orleans	16	5	21	13	8	0.0	0.0	0	0	-	0	0	2	2	0	2	0
2014	New Orleans	12	4	30	20	10	1.0	6.0	0	0	-	0	1	1	3	0	3	0
2015	New Orleans	14	12	49	23	26	0.5	2.5	0	0	-	0	1	2	1	1	1	0
2016	N.O./Chicago	9	1	13	6	7	0.0	0.0	0	0	-	0	0	0	0	0	0	0
2017	Chicago	7	1	7	4	3	0.0	0.0	0	0	-	0	0	0	0	0	0	0
NFL Totals		58	23	120	66	54	1.5	8.5	0	0	0	0	2	5	6	1	6.0	0

SEASON / CAREER / PLAYOFF HIGHS

	2017	Career	Playoff
Tackles	2, three times	11, vs. TEN (11/8/15)	4, at PHI (1/4/14)
Solos	1, four times	8, vs. TEN (11/8/15)	4, at PHI (1/4/14)
Sacks	None	1, at CHI (12/15/14)	None



52 CHRISTIAN JONES

Ht: 6-3 **Wt:** 251
Age: 26 **College:** Florida State
Bears Season: 4 **NFL Season:** 4
Acquired: Undrafted free agent in 2014

LINEBACKER

PRO CAREER: Over four seasons Jones has appeared in 62 contests with 31 starts with the Bears (2014-17) ... owns 285 tackles, 4 sacks, 8 TFLs, 3 fumble recoveries, 1 forced fumble and 6 pass breakups ... also has 28 STTs ... finished third on the Bears in both defensive tackles (98) and special teams tackles (11) in 2014 and placed second in defensive tackles (98) in 2015 ... 196 tackles leads the Bears over the previous two seasons (2014-15).

2017 SEASON: Appeared in 15 games (11 starts), recording 82 tackles, 2 pass defenses, 2 sacks, 4 TFLs, 1 forced fumble, 1 fumble recovery and 2 STTs.

PREVIOUS SEASONS: 2016: Appeared in all 16 games with 2 starts (Games 5&6), recording 8 tackles and 1 pass breakup ... added 11 STTs which ranked 2nd on the team. **2015:** Appeared in 15 contests (Games 1-13 & 15-16), starting at ILB in 13 contests (Games 1-2, 4-10, 12-13 & 15-16), gathering 98 tackles (2nd on the team), 2 TFLs, 1 fumble recovery, 4 pass breakups and 4 STTs ... inactive Game 14. **2014:** Saw action in all 16 contests in his rookie season for Chicago, making 5 starts (Games 6, 8 & 14-16) and finishing third on the team with 98 tackles, including 2 sacks and 2 additional TFLs.

2017 CHICAGO BEARS

Date	W/L	Opponent	Tkls-S	Sk-YL	INT-Yds	PD	FF	FR	TFL
9/10	L	ATL	0-0	0-0	0-0	0	0	0	0
9/17	L	at TB	6-2	0-0	0-0	0	0	0	0
9/24	W	PIT	1-0	0-0	0-0	0	0	0	0
9/28*	L	at GB	5-3	0-0	0-0	0	0	0	0
10/9*	L	MIN	9-5	0-0	0-0	1	0	0	0
10/15*	W	at BAL	8-4	0-0	0-0	0	1	0	0
10/22*	W	CAR	11-9	0-0	0-0	0	0	0	1
10/29*	L	at NO	7-5	0-0	0-0	0	0	1	0
11/12*	L	GB	8-8	0-0	0-0	0	0	0	0
11/19*	L	DET	8-6	1-7	0-0	0	0	0	1
11/26*	L	at PHI	5-3	0-0	0-0	1	0	0	0
12/3*	L	SF	13-10	1-4	0-0	0	0	0	2
12/10*	W	at CIN	0-0	0-0	0-0	0	0	0	0
12/16	L	at DET	0-0	0-0	0-0	0	0	0	0
12/24*	W	CLE	1-1	0-0	0-0	0	0	0	0
12/31		at MIN							
Totals	4-7		82-56	2-11	0-0	2	1	1	4

*Denotes Game Started


CHRISTIAN JONES' NFL STATISTICS

REGULAR SEASON

Year	Team	GP	GS	Tackles				Interceptions				Fumbles			Misc.			
				Tot	S	A	Sk	Yds	No	Yds	Lg	TD	PD	FF	FR	Yds	TFL	STT
2014	Chicago	16	5	98	54	44	2.0	4.0	0	0	-	0	0	0	1	2	2.0	11
2015	Chicago	15	13	98	70	28	0.0	0.0	0	0	-	0	4	0	1	0	2.0	4
2016	Chicago	16	2	8	5	3	0.0	0.0	0	0	-	0	1	0	0	0	0.0	11
2017	Chicago	15	11	82	56	26	2.0	11.0	0	0	-	0	2	1	1	0	4.0	2
NFL Totals		62	31	286	185	101	4.0	15.0	0	0	0	0	7	1	3	2	8.0	28

SEASON / CAREER / PLAYOFF HIGHS

	2017	Career	Playoff
Tackles	13, vs. SF (12/3)	18, vs. DET (12/21/14)	None
Solos	10, vs. SF (12/3)	13, vs. DET (12/21/14)	None
Tackles For Loss	2, vs. SF (12/3)	Same	None
Sacks	1, vs. SF (12/3)	1, four times	None



57 HOWARD JONES

Ht: 6-4**Wt:** 238**Age:** 27**College:** Sheperd**Bears Season:** 1**NFL Season:** 3**Acquired:** Signed free agent in 2017

LINEBACKER

PRO CAREER: Over three seasons Jones has appeared in 24 contests with 5 starts with the Tampa Bay Buccaneers (2015-16) ... owns 18 tackles, 6 sacks, 5 TFLs, 2 fumble recoveries and 1 forced fumble ... Also has 2 STTs.

2017 SEASON: Appeared in four game as a reserve after being called up from the practice squad on 11/23... Recorded 3 tackles, 1 sack and 1 TFL.

PREVIOUS SEASONS: 2016: Appeared in 8 with the Tampa Bay Buccaneers recording 1 tackle and 1 fumble recovery. **2015:** Appeared in 12 contests (5 starts), recording 14 tackles, 5 sacks, 4 TFLs, 1 forced fumble and 1 fumble recovery.

2017 CHICAGO BEARS

Date	W/L	Opponent	Tkls-S	Sk-YL	INT-Yds	PD	FF	FR	TFL
9/10	L	ATL			NOT WITH TEAM				
9/17	L	at TB			NOT WITH TEAM				
9/24	W	PIT			NOT WITH TEAM				
9/28	L	at GB			NOT WITH TEAM				
10/9	L	MIN			PRACTICE SQUAD				
10/15	W	at BAL			PRACTICE SQUAD				
10/22	W	CAR			PRACTICE SQUAD				
10/29	L	at NO			PRACTICE SQUAD				
11/12	L	GB			PRACTICE SQUAD				
11/19	L	DET			PRACTICE SQUAD				
11/26	L	at PHI	0-0	0-0	0-0	0	0	0	0
12/3	L	SF			PRACTICE SQUAD				
12/10	W	at CIN	1-1	1-9	0-0	0	0	0	1
12/16	L	at DET	2-1	0-0	0-0	0	0	0	0
12/24	W	CLE	0-0	0-0	0-0	0	0	0	0
12/31		at MIN							
Totals	0-0		3-2	1-9	0-0	0	0	0	1

*Denotes Game Started

HOWARD JONES' NFL STATISTICS

REGULAR SEASON

Year	Team	GP	GS	Tot	Tackles				Interceptions				Fumbles			Misc.		
					S	A	Sk	Yds	No	Yds	Lg	TD	PD	FF	FR	Yds	TFL	STT
2015	Tampa Bay	12	5	14	9	5	5.0	25.5	0	0	-	0	0	1	1	0	4.0	0
2016	Tampa Bay	8	0	1	1	0	0.0	0.0	0	0	-	0	0	0	0	0	0.0	2
2017	Chicago	4	0	3	2	1	1.0	9.0	0	0	-	0	0	0	0	0	1.0	0
NFL Totals		24	5	18	12	6	6.0	34.5	0	0	0	0	0	1	1	0	5.0	2

SEASON / CAREER / PLAYOFF HIGHS

	2017	Career	Playoff
Tackles	2, at DET (12/16)	6, at IND (11/29/15)	None
Solos	1, twice	3, at IND (11/29/15)	None
Tackles For Loss	1, at CIN (12/10)	2, vs. JAX (10/11/15)	None
Sacks	1, at CIN (12/10)	2, vs. JAX (10/11/15)	None



44 NICK KWIATKOSKI

Ht: 6-2 **Wt:** 242
Age: 24 **College:** West Virginia
Bears Season: 2 **NFL Season:** 2
Acquired: 4th round of 2016 draft (113th overall)

LINEBACKER

PRO CAREER: Enters second NFL season, appearing in 24 games (12 starts) with the Bears, recording 91 tackles, 7 TFLs, 2 forced fumble, 3 sacks, 3 pass break ups and 4 STTs.

2017 SEASON: Appeared in 10 games (five starts), recording 39 tackles, 2 sacks, 1 forced fumble 2 pass breakups and 2 TFLs... Also adds 2 STTs... Inactive Games 3-6. Did not play Game 7.

2016 SEASON: Recorded 52 tackles, 5 TFLs, 1 forced fumble, 1 sack and 1 pass breakup in 14 games (7 starts) as a rookie ... made 10 tackles vs. SF (12/4) ... posted a team-high in tackles twice (6 vs. TEN 11/27 & 9 at DET 12/11).

2017 CHICAGO BEARS

Date	W/L	Opponent	Tkls-S	Sk-YL	INT-Yds	PD	FF	FR	TFL
9/10	L	ATL	1-0	0-0	0-0	0	0	0	0
9/17*	L	at TB	4-4	0-0	0-0	0	0	0	0
9/24	W	PIT			INACTIVE				
9/28	L	at GB			INACTIVE				
10/9	L	MIN			INACTIVE				
10/15	W	at BAL			INACTIVE				
10/22	W	CAR			DID NOT PLAY				
10/29	L	at NO	0-0	0-0	0-0	0	0	0	0
11/12	L	GB	10-9	1-12	0-0	0	0	0	1
11/19*	L	DET	3-3	1-4	0-0	0	1	0	0
11/26*	L	at PHI	1-1	0-0	0-0	0	0	0	0
12/3	L	SF	2-2	0-0	0-0	0	0	0	1
12/10	W	at CIN	3-2	0-0	0-0	2	0	0	0
12/16*	L	at DET	8-6	0-0	0-0	0	0	0	0
12/24*	W	CLE	7-5	0-0	0-0	0	0	0	0
12/31		at MIN							
Totals	1-4		39-32	2-16	0-0	2	1	0	2

*Denotes Game Started

NICK KWIATKOSKI'S CAREER STATISTICS

REGULAR SEASON

Year	Team	Tackles								Interceptions				Fumbles			Misc.	
		GP	GS	Tot	S	A	Sk	Yds	No	Yds	Lg	TD	PD	FF	FR	Yds	TFL	STT
2016	Chicago	14	7	52	39	13	1.0	0.0	0	0	-	0	1	1	0	0	5.0	2
2017	Chicago	10	5	39	32	7	2.0	16.0	0	0	-	0	2	1	0	0	2.0	2
Totals		24	12	91	71	20	3.0	16.0	0	0	-	0	3	2	0	0	7.0	4

SEASON / CAREER / PLAYOFF HIGHS

	2017	Career	Playoff
Tackles	10, vs. GB (11/12)	10, twice	None
Solos	9, vs. GB (11/12)	9, twice	None
Tackles For Loss	1, twice	2, vs. SF (12/4/16)	None
Sacks	1, twice	1, three times	None



22 CRE'VON LEBLANC

Ht: 5-11**Wt:** 190**Age:** 23**College:** Florida Atlantic**Bears Season:** 2**NFL Season:** 2**Acquired:** Acquired from waivers in 2016 (NE)

DEFENSIVE BACK

PRO CAREER: Enters second NFL season, appearing in 28 games with 10 starts, recording 61 tackles, 15 pass breakups, 2 interceptions, 1 forced fumble, 1 TFL, 1 sack and 2 STTs ... Returned an interception for a touchdown at DET (12/11/16), making the Bears the only team in the NFL to have two rookies record a defensive touchdown in 2016 (Leonard Floyd) and the first pair of Bears rookies to record a defensive touchdown since at least 1960.

2017 SEASON: Appeared in 15 games (1 start), recording 15 tackles, 3 pass defenses, 1 TFL, 1 forced fumble 1 sack and 2 STTs.

2016 SEASON: Appeared in 13 games (Games 2-14 & 16) with 9 starts (Games 7-14 & 16), recording 46 tackles, 13 pass breakups and 2 interceptions (1 returned for a touchdown) ... 2 interceptions tied for the team lead ... one of two players on Bears team to record a defensive touchdown. GAMES PLAYED-STARTED: 13-9

2017 CHICAGO BEARS

Date	W/L	Opponent	Tkls-S	Sk-YL	INT-Yds	PD	FF	FR	TFL
9/10	L	ATL	0-0	0-0	0-0	0	0	0	0
9/17	L	at TB	1-1	0-0	0-0	0	0	0	0
9/24	W	PIT	0-0	0-0	0-0	0	0	0	0
9/28	L	at GB	0-0	0-0	0-0	0	0	0	0
10/9	L	MIN	0-0	0-0	0-0	0	0	0	0
10/15	W	at BAL	0-0	0-0	0-0	0	0	0	0
10/22	W	CAR	0-0	0-0	0-0	0	0	0	0
10/29	L	at NO	1-1	0-0	0-0	0	0	0	0
11/12*	L	GB	3-2	1-0	0-0	0	0	0	1
11/19	L	DET	3-2	0-0	0-0	0	0	0	0
11/26	L	at PHI	7-6	0-0	0-0	2	1	0	0
12/3	L	SF	0-0	0-0	0-0	0	0	0	0
12/10	W	at CIN	0-0	0-0	0-0	0	0	0	0
12/16	L	at DET	0-0	0-0	0-0	0	0	0	0
12/24	W	CLE	0-0	0-0	0-0	0	0	0	0
12/31		at MIN							
Totals	0-1		15-12	1-10	0-0	2	1	0	1

*Denotes Game Started

CRE'VON LEBLANC'S NFL STATISTICS

REGULAR SEASON

Year	Team	GP	GS	Tackles				Interceptions				Fumbles			Misc.			
				Tot	S	A	Sk	Yds	No	Yds	Lg	TD	PD	FF	FR	Yds	TFL	STT
2016	Chicago	13	9	46	36	10	0.0	0.0	2	24	24t	1	13	0	0	0	0.0	0
2017	Chicago	15	1	15	12	3	1.0	10.0	0	0	-	0	2	1	0	0	1.0	2
Totals		28	10	61	48	13	1.0	10.0	2	24	24t	1	15	1	0	0	1.0	2

ADDITIONAL STATS: 2016: 5 punt returns for 43 yards (8.6 avg.)

SEASON / CAREER / PLAYOFF HIGHS

	2017	Career	Playoff
Tackles	7, at PHI (11/26)	Same	None
Solos	6, at PHI (11/26)	6, twice	None
Pass Defenses	2, at PHI (11/26)	3, twice	None
Interceptions	None	1, twice	None



72 CHARLES LENO, JR.

Ht: 6-3

Wt: 305

Age: 26

College: Boise State

Bears Season: 4

NFL Season: 4

Acquired: 7th round of the 2014 draft (245th overall)

OFFENSIVE LINE

PRO CAREER: Appeared in 53 contests with 45 starts in four seasons with Chicago (2014-17) ... owns 44 starts at LT and 1 start as a sixth eligible lineman ... in 2015, helped the Bears offense to franchise's fourth-highest single-season gross passing total in 2015 (3,843 yards), fifth-highest single-season net passing total (3,660 yards) and sixth highest total for net yards (5,514) ... made NFL debut on November 9, 2014 at Green Bay ... made first NFL start on November 16, 2014 versus Minnesota as a sixth eligible lineman ... signed a four-year contract extension through 2021 on August 23.


2017 SEASON: Started 15 games at LT.

PREVIOUS SEASONS: 2016: Started all 16 games at LT ... one of only two offensive players to start every game ... helped pave the way for rookie Jordan Howard to 1,313 rushing yards (2nd in NFL) ... helped the Bears to the 3rd most passing yards (gross and net) in franchise history. **2015:** Appeared in all 16 contests, with 13 starts (Games 4-16) at LT... helped the Bears offense to franchise's fourth-highest single-season gross passing total in 2015 (3,843 yards), fifth-highest single-season net passing total (3,660 yards) and sixth highest total for net yards (5,514). **2014:** Appeared in 6 contests with 1 start in his rookie season with the Bears, spending most of his time as a sixth eligible lineman ... made NFL debut at Green Bay (11/9) and first career start a week later vs. MIN (11/6) as a sixth eligible lineman ... saw action in Games 9-14 ... inactive Games 1-5, 7 and 8 and 16, while active but did not play in Games 6 and 15.

CHARLES LENO'S NFL STATISTICS

REGULAR SEASON

GAMES PLAYED-STARTED - 53-45: 2014 CHI (6-1); 2015 CHI (16-13); 2016 CHI (16-16); 2017 CHI (15-15).

**75** **KYLE LONG****Ht:** 6-6**Wt:** 320**Age:** 29**College:** Oregon**Bears Season:** 5**NFL Season:** 5**Acquired:** 1st round of the 2013 draft (20th overall)**OFFENSIVE LINE**

PRO CAREER: Three-time Pro Bowler, becoming first Bears player since Brian Urlacher (2000-02) to be named to the Pro Bowl in each of his first three professional football seasons and seventh Bears player to accomplish the feat overall (Long, Urlacher, Gale Sayers, Dick Butkus, Mike Ditka, Rick Casares and Harlon Hill) ... first Bears offensive lineman ever to be named to Pro Bowl in each of his first three professional football seasons ... has played in 65 games with 64 starts (47 at RG, 16 at RT and 1 at LG) in five NFL seasons (2013-17) with Chicago ... helped pave the way for 1,000-yard rusher three times (M. Forte: 1,339 in 2013 and 1,038 in 2014 and Jordan Howard: 1,313 in 2016) ... named to the PFWA's All-Rookie team in 2013 ... was the first Bears offensive lineman to reach the Pro Bowl since 2006 (R. Brown/O. Kreutz), the first Bears rookie to make the Pro Bowl squad since 2009 (J. Knox) and the first Bears rookie to make the Pro Bowl as a non-specialist since 2000 (B. Urlacher).

2017 SEASON: Played 10 games (9 starts), Inactive for games 1 and 2... Placed on Injured Reserve on 12/5.

HONORS AND AWARDS: 2015: Pro Bowl. **2014:** Pro Bowl; second team All-Pro (AP). **2013:** Pro Bowl; All-Rookie (PFWA, Gil Brandt & Mel Kiper).

PREVIOUS SEASONS: 2016: Started 8 games at RG before being put on Injured Reserve. **2015:** Started all 16 games at RT, en route to being named to his third consecutive Pro Bowl ... made his first career start at RT in Week 1 after spending his first two NFL seasons at RG ... helped the Bears offense to franchise's fourth-highest single-season gross passing total in 2015 (3,843 yards). **2014:** Named to second consecutive Pro Bowl after starting 15 contests at RG for the Bears ... inactive Game 15 due to hip injury ... helped pave way for 1,000-yard rusher for second-consecutive season as Matt Forte gained 1,038 yards. **2013:** Earned his first trip to the Pro Bowl and multiple All-Rookie teams after starting all 16 games at RG ... helped the Bears offense set numerous franchise marks including total net yards, gross passing yards, net passing yards, passing touchdowns and first downs gained ... helped the offensive line achieve its lowest sack total (30) since 2008 and its lowest sack percentage (4.9) since 1982.

KYLE LONG'S NFL STATISTICS

GAMES PLAYED-STARTED - 65-64: 2013 CHI (16-16); 2014 CHI (15-15); 2015 CHI (16-16); 2016 CHI (8-8); 2017 CHI (10-9).



70

BOBBY MASSIE

Ht: 6-6**Wt:** 320**Age:** 28**College:** Mississippi**Bears Season:** 2**NFL Season:** 6**Acquired:** Unrestricted free agent in 2016 (ARI)

OFFENSIVE LINE

PRO CAREER: Entering his second season with the Bears, appearing in 84 games with 76 starts in four seasons with the Arizona Cardinals (2012-15) and two with the Bears (2016-17) ... part of an offensive line that allowed just 27 sacks in 2015 (tied for 4th fewest in the NFL) and 28 sacks in 2014 (tied for the 6th fewest in the NFL) ... helped the Cardinals gain 6,692 yards from scrimmage in 2015, which ranked 2nd in the NFL and 2nd in franchise history ... one of six offensive linemen in the NFL that started all 16 contests as rookies in 2012 ... started 3 of 3 postseason contests.


2017 SEASON: Started 15 games at RT.

PREVIOUS SEASONS: 2016: Started 15 games at right tackle ... inactive Game 10 ... paved the way for rookie Jordan Howard to 1,313 rushing yards (2nd in NFL) ... helped the Bears to the 3rd most passing yards (gross and net) in franchise history. **2015:** Started the Cardinals final 14 games of the regular season and both playoff games at RT... helped Arizona gain 6,692 yards from scrimmage, which ranked 2nd in the NFL and 2nd in franchise annals ... part of an offensive line that allowed just 27 sacks (tied for 4th fewest in the NFL) ... on the reserve/suspended list for the first two games of the season. **2014:** Started every game at RT, the second time in three years ... part of line that allowed just 28 sacks on the season, tied for the 6th fewest in the NFL in 2014. **2013:** Played in 8 games, seeing time at RT and as an eligible extra blocker ... inactive for the first 6 games of the season ... active but DNP vs. Sea (10/17) ... made season debut vs. Atlanta (10/27). **2012:** Started all 16 games at RT in his rookie season ... was the only Cardinals rookie to start every game and was one of six rookie offensive linemen in the NFL to start all 16 games as a rookie.

BOBBY MASSIE'S NFL STATISTICS

REGULAR SEASON

GAMES PLAYED-STARTED - **84-76:** 2012 ARI (16-16); 2013 ARI (8-0); 2014 ARI (16-16); 2015 ARI (14-14); 2016 CHI (15-15); 2017 CHI (15-15).

**27** SHERRICK
McMANIS**Ht:** 6-1**Wt:** 192**Age:** 30**College:** Northwestern**Bears Season:** 6**NFL Season:** 8**Acquired:** Trade with HOU in 2012**DEFENSIVE BACK**

PRO CAREER: Appeared in 106 contests (5 starts) over eight seasons with Houston (2010-11) and Chicago (2012-17), recording 29 tackles, 1 interception and 5 pass breakups ... has added 95 STTs, 1 blocked punt (which was returned by the Bears for a touchdown) 1 forced fumble and 2 fumble recoveries on special teams ... also owns 11 kickoff returns for 230 yards (20.9 avg) ... his 79 special teams tackles leads the Bears since joining the team 2012 ... has ranked in the top 3 on the Bears in special teams tackles all five previous seasons with the team (1st in 2016, 1st in 2015, 2nd in 2012 and 2014, 3rd in 2012).

2017 SEASON: Appeared in 12 games as a reserve, recording a blocked field goal and a fumble recovery on special teams... Adds 11 STTs... Inactive for Game 7-9.

HONOR AND AWARDS: 2012: NFC Special Teams Player of the Week (11/4/12).

PREVIOUS SEASONS: 2016: Appeared in all 16 games as a reserve defensive back and special teams contributor ... recorded 3 tackles ... led team with 13 STTs. **2015:** Saw action in all 16 contests, starting 4 (Games 1, 3 & 5-6) in a 3 CB-set, collecting 19 tackles and 3 pass breakups ... led the Bears with a career-high 17 special teams tackles. **2014:** Appeared in 12 games, mostly on special teams ... missed Weeks 3-6 due to a quad injury suffered in Week 2, along with a knee injury suffered in practice in Week 6 ... racked up 13 special teams tackles which ranked second on the Bears ... added 1 fumble recovery off a muffed punt and 4 defensive tackles. **2013:** Played in 15 games with 1 start, the first of his career ... finished second on the Bears with 15 STTs ... picked-up 1 tackle and 1 PBU on defense. **2012:** Finished tied for third on the team with 10 STTs in 12 games played ... helped the Bears set a franchise record in punt coverage allowing 3.4 ypr ... recovered 1 fumble ... named NFC Special Teams Player of the Week after blocking a punt week 9 at TEN (11/4/12), which was returned for a Bears touchdown ... placed on IR with a knee injury 12/11. **2011:** Recorded 5 STTs in 9 games played in Houston ... returned 10 kickoffs for 205 yards (20.5 avg). **2010:** Saw action in 14 games with the Texans ... made 11 STTs, 2 defensive tackles (1 solo) and intercepted 1 pass.



2017 CHICAGO BEARS

Date	W/L	Opponent	Tkls-S	Sk-YL	INT-Yds	PD	FF	FR	TFL
9/10	L	ATL	0-0	0-0	0-0	0	0	0	0
9/17	L	at TB	0-0	0-0	0-0	0	0	0	0
9/24	W	PIT	0-0	0-0	0-0	0	0	0	0
9/28	L	at GB	0-0	0-0	0-0	0	0	0	0
10/9	L	MIN	0-0	0-0	0-0	0	0	0	0
10/15	W	at BAL	0-0	0-0	0-0	0	0	0	0
10/22	W	CAR			INACTIVE				
10/29	L	at NO			INACTIVE				
11/12	L	GB			INACTIVE				
11/19	L	DET	0-0	0-0	0-0	0	0	0	0
11/26	L	at PHI	0-0	0-0	0-0	0	0	0	0
12/3	L	SF	0-0	0-0	0-0	0	0	0	0
12/10	W	at CIN	0-0	0-0	0-0	0	0	0	0
12/16	L	at DET	0-0	0-0	0-0	0	0	0	0
12/24	W	CLE	0-0	0-0	0-0	0	0	0	0
12/31		at MIN							
Totals	0-0		0-0	0-0	0-0	0	0	0	0

*Denotes Game Started

SHERRICK McMANIS' NFL STATISTICS


REGULAR SEASON

Year	Team	GP	GS	Tackles				Interceptions					Fumbles			Misc.			
				Tot	S	A	Sk	Yds	No	Yds	Lg	TD	PD	FF	FR	Yds	TFL	STT	
2010	Houston	14	0	2	1	1	0.0	0.0	1	1	1	0	1	0	0	0	0	0.0	11
2011	Houston	9	0	0	0	0	0.0	0.0	0	0	-	0	0	1	0	0	0	0.0	5
2012	Chicago	12	0	0	0	0	0.0	0.0	0	0	-	0	0	0	1	0	0	0.0	10
2013	Chicago	15	1	1	1	0	0.0	0.0	0	0	-	0	1	0	0	0	0	0.0	15
2014	Chicago	12	0	4	3	1	0.0	0.0	0	0	-	0	0	0	1	0	0	0.0	13
2015	Chicago	16	4	19	12	7	0.0	0.0	0	0	-	0	3	0	0	0	0	0.0	17
2016	Chicago	16	0	3	3	0	0.0	0.0	0	0	-	0	0	0	0	0	0	0.0	13
2017	Chicago	12	0	0	0	0	0.0	0.0	0	0	-	0	0	0	0	0	0	0.0	11
Bears totals		83	5	27	19	8	0.0	0.0	0	0	-	0	4	0	2	0	0	0.0	79
NFL totals		106	5	29	20	9	0.0	0.0	1	1	1	0	5	1	2	0	0	0.0	95

ADDITIONAL STATS: Blocked Punts - 1: 1 at TEN (11/4/12). Blocked Field Goals - 1 VS. PIT (9/24/17). Kickoff Returns - 11 for 230 yards.

SEASON / CAREER / PLAYOFF HIGHS

	2017	Career	Playoff
Tackles	None	6, at DET (10/18/15)	None
Solos	None	5, at DET (10/18/15)	None
Pass Defenses	None	1, five times	None
Interceptions	None	1, vs. NYG (10/10/10)	None



92 PERNELLE McPHEE

Ht: 6-3**Wt:** 273**Age:** 29**College:** Mississippi State**Bears Season:** 3**NFL Season:** 7**Acquired:** Unrestricted free agent in 2015 (BAL)

LINEBACKER

PRO CAREER: Appeared in 96 games over seven seasons with the Ravens (2011-14) and Bears (2015-17), starting 23 contests, posting 206 tackles, 31 sacks, 1 interception, 12 pass breakups, 40 TFLs, 6 forced fumbles and 1 fumble recovery ... owns 1 blocked field goal on special teams ... set career highs in tackles (64) and interceptions (1) in his first season as a Bear in 2015 ... helped Ravens to Super Bowl Championship after 2012 season, posting 4 tackles, 1 sack, 2 pass breakups, 1 forced fumble and 1 fumble recovery during the playoff run.

2017 SEASON: Appeared in 13 games (five starts), recording 20 tackles, 5 TFLs, 2 pass breakups and 4 sacks for a loss of 20 yards... Inactive for Game 13. Placed on injured reserve on 12/20.

HONORS AND AWARDS: 2016: Ed Block Courage Award.

PREVIOUS SEASONS: 2016: Appeared in 9 games (Games 7-15) after being activated from PUP ... tallied 28 tackles, 4 sacks, 1 TFL and 1 forced fumble ... 4 sacks ranked 3rd on the team despite only seeing action in 9 games.

2015: Saw action in 14 contests (Games 1-8, 10-12 & 14-16) with 12 starts (Games 1-8, 10-12 & 14) at OLB ... gathered 64 tackles (4th on the team), 6 sacks (3rd on the team), 10 TFLs (tied for 2nd on the team), 1 interception, 1 forced fumble and 3 pass breakups ... added blocked field goal in Bears 18-17 victory in Game 5 at Kansas City, the first blocked kick of his career ... named a team captain by his teammates ... missed Games 9 and 13 due to a knee injury ... picked up first career interception in Game 4 vs. Oakland. **2014:** Saw action in all 16 games for the second consecutive season in Baltimore and produced 27 tackles and a career-high 7.5 sacks with 4 pass breakups and 1 FF for a defense that finished second in the league with 49 sacks and allowed the sixth-fewest points per game (18.9) in 2014 ... according to STATS, his 38 combined quarterback knockdowns and hurries in 2014 were 14th most in the NFL. **2013:** Produced 21 tackles, including 13 solo ... added 2 sacks (13 yards), 1 PD and 1 FF in 16 games. **2012:** Appeared in 12 games with 6 starts, missing 4 games with a thigh injury for the Ravens ... produced 21 tackles (18 solo) and 1.5 sacks (12 yards) ... started his first-career NFL game vs. CIN (9/10) ... played in 4 postseason contests, recording 4 tackles, 1 sack, 2 pass breakups, 1 forced fumble and 1 fumble recovery en route to a Super Bowl victory.

2011: Finished second on the Ravens with 6 sacks for the NFL's third-ranked defense (288.9 ypg) ... led all Ravens rookies with a career-high 23 tackles, while also netting 2 PD, 1 FF and 1 FR ... played in 2 postseason games, tallying 1 pass breakup.



2017 CHICAGO BEARS

Date	W/L	Opponent	Tkls-S	Sk-YL	INT-Yds	PD	FF	FR	TFL
9/10	L	ATL	0-0	0-0	0-0	0	0	0	0
9/17	L	at TB	2-2	0-0	0-0	0	1	0	0
9/24	W	PIT	3-3	1-3	0-0	0	0	0	1
9/28	L	at GB	3-3	1-9	0-0	0	0	0	1
10/9*	L	MIN	1-1	0-0	0-0	0	0	0	0
10/15	W	at BAL	2-2	1-2	0-0	0	0	0	1
10/22*	W	CAR	1-1	1-6	0-0	0	0	0	1
10/29	L	at NO	2-2	0-0	0-0	1	0	0	0
11/12	L	GB	1-1	0-0	0-0	0	0	0	0
11/19	L	DET	3-3	0-0	0-0	0	0	0	0
11/26*	L	at PHI	2-2	0-0	0-0	0	0	0	0
12/3*	L	SF	1-0	0-0	0-0	0	0	0	0
12/10	W	at CIN			INACTIVE				
12/16*	L	at DET	1-1	0-0	0-0	1	0	0	1
12/24	W	CLE			INJURED RESERVE				
12/31		at MIN							
Totals	1-4		22-21	4-20	0-0	2	1	0	5

*Denotes Game Started

PERNELL McPHEE'S NFL STATISTICS

REGULAR SEASON

Year	Team	GP	GS	Tackles				Interceptions					Fumbles			Misc.		
				Tot	S	A	Sk	Yds	No	Yds	Lg	TD	PD	FF	FR	Yds	TFL	STT
2011	Baltimore	16	0	23	16	7	6.0	31.0	0	0	0	0	2	1	1	0	4.0	0
2012	Baltimore	12	6	21	18	3	1.5	12.0	0	0	0	0	0	0	0	0	4.0	0
2013	Baltimore	16	0	21	13	8	2.0	13.0	0	0	0	0	1	1	0	0	5.0	0
2014	Baltimore	16	0	27	17	10	7.5	50.0	0	0	0	0	4	1	0	0	11.0	0
2015	Chicago	14	12	64	43	21	6.0	41.0	1	13	13	0	3	0	0	0	10.0	0
2016	Chicago	9	0	28	17	11	4.0	34.0	0	0	-	0	0	1	0	0	1.0	0
2017	Chicago	13	5	22	21	1	4.0	20.0	0	0	-	0	2	1	1	0	5.0	0
Bears totals		36	17	174	81	33	14.0	95.0	1	13	13	0	5	2	0	0	16.0	0
NFL totals		96	23	206	145	61	31.0	201.0	1	13	13	0	12	5	1	0	40.0	0

POSTSEASON

Year	Team	GP	GS	Tackles				Interceptions					Fumbles			Misc.		
				Tot	S	A	Sk	Yds	No	Yds	Lg	TD	PD	FF	FR	Yds	TFL	STT
2011	Baltimore	2	0	0	0	0	0.0	0.0	0	0	0	0	1	0	0	0	0	0
2012	Baltimore	4	0	4	2	2	1.0	9.0	0	0	0	0	2	1	1	0	0	0
2014	Baltimore	2	0	4	0	4	0.5	2.0	0	0	0	0	0	0	0	0	0	0
NFL totals		6	0	8	2	6	1.5	11.0	0	0	0	0	4	1	1	0	0	0

SEASON / CAREER / PLAYOFF HIGHS

	2017	Career	Playoff
Tackles	3, three times	9, twice	3, at DEN (1/12/13)
Solos	3, three times	8, at SEA (9/27/15)	2, at DEN (1/12/13)
Sacks	1, four times	2, four times	1, at DEN (1/12/13)



86 ZACH MILLER

Ht: 6-5 **Wt:** 243
Age: 33 **College:** Nebraska-Omaha
Bears Season: 3 **NFL Season:** 6
Acquired: Waived free agent in 2013 (TB)

TIGHT END

PRO CAREER: Owns 146 receptions for 1,631 yards (11.2 avg) and 15 touchdowns in 66 games (33 starts) over six NFL seasons with the Jaguars (2009-11) and Bears (2015-17) ... coming off of career highs in receptions (47) and yards (486) ... 2015 recipient of the Chicago Bears Brian Piccolo Award.

2017 SEASON: Appeared in eight games (six starts), catching 20 passes for 236 yards (11.8 avg) and two touchdowns ... has five games this year with multiple catches ... caught a season-long 29-yard pass at Green Bay to set up a TD right before halftime ... caught Mitchell Trubisky's first career TD pass, a 20-yarder in the fourth quarter against Minnesota at home... Placed on Injured Reserve on 11/7.

2017 CHICAGO BEARS

Date	W/L	Opp.	Rec	Yds	Avg	Long	TD
9/10*	L	ATL	4	39	9.8	12	0
9/17	L	vs. TB	6	42	7.0	12	0
9/24*	W	PIT	1	17	17.0	17	0
9/28*	L	at GB	2	45	22.5	29	0
10/9*	L	MIN	3	39	13.0	20t	1
10/15	W	at BAL	2	25	12.5	21t	1
10/22*	W	CAR	2	29	14.5	24	0
10/29*	L	at NO	0	0	0.0	-	0
11/12	L	GB					INJURED RESERVE
11/19	L	DET					INJURED RESERVE
11/26	L	at PHI					INJURED RESERVE
12/3	L	SF					INJURED RESERVE
12/10	W	at CIN					INJURED RESERVE
12/16	L	at DET					INJURED RESERVE
12/24	W	CLE					INJURED RESERVE
12/31		at MIN					
Totals	2-4		20	236	11.8	29	2

*Denotes Game Started

ZACH MILLER'S NFL STATISTICS

REGULAR SEASON

Year	Team	GP-GS	Rec	Yds	Avg	Lg	TD
2009	Jacksonville	14-0	21	212	10.1	62	2
2010	Jacksonville	15-5	20	216	10.8	52t	1
2011	Jacksonville	4-0	4	42	10.5	14t	1
2015	Chicago	15-14	34	439	12.9	87t	5
2016	Chicago	10-8	47	486	10.3	34	4
2017	Chicago	8-6	20	236	11.8	29	2
Bears totals		33-28	101	1,161	11.5	87t	11
NFL totals		66-33	146	1,631	11.2	87t	15

ADDITIONAL STATS: Kickoff Returns - 3 for 41 yards: 2009 (2 for 19 yards); 2010 (1 for 22 yards). Rushing - 3 for 12 yards: 2009 (1 for 3 yards); 2010 (2 for 9 yards). Special Teams Tackles - 23: 2009 (9); 2010 (12); 2011 (2).

SEASON / CAREER / PLAYOFF HIGHS

	2017	Career	Playoff
Receptions.....	6, at TB (9/17)	8, twice	None
Receiving Yards.....	45, at GB (9/28)	107, at STL (11/15/15)	None
Longest Reception.....	29, at GB (9/28)	87t, at STL (11/15/15)	None
Receivng TDs.....	1, twice	2, three times	None



33 TAQUAN MIZZELL

Ht: 5-10**Wt:** 185**Age:** 23**College:** Virginia**Bears Season:** 1**NFL Season:** 1**Acquired:** Waiver claim in 2017 (BAL)

RUNNING BACK

PRO CAREER: Undrafted college free agent joins the Bears for his rookie season after a stint with the Ravens.

2017 SEASON: Inactive Games 1, 3-6, 10 & 12-15... Active, but did not play in Game 2. Appeared in Game 7-9 and 11 as a reserve.

COLLEGE: Saw action in 46 career games (22 starts) to finish his career as the only player in ACC history with 1,500-plus rushing and 1,500-plus career receiving yards... Recorded 2,075 career rushing yards, 1,560 receiving yards and 683 KOR yards... Ranks No. 2 all time at UVA with 195 receptions, which are the most ever by an ACC running back... Had at least 1 catch in 45-straight games to end his career... Named All-ACC honorable mention in 2016 after playing in all 12 games (11 starts) as a senior... Had a career-high 944 rushing yards and 5 rushing TDs, adding 52 receptions for 404 yards and 2 TDs... Earned third-team All-ACC honors in 2015 after recording 671 rushing yards and 4 TDs, adding 75 receptions for 721 receiving yards (new record by an ACC running back) and 4 TDs... Played in 12 games in 2014, rushing 64 times for 280 yards and 2 TDs, adding 39 receptions for 271 yards... Played in 10 games as a freshman and recorded 45 carries for 184 yards and 1 TD, adding 29 receptions for 164 yards and 1 TD... Graduated with an anthropology degree.


2017 CHICAGO BEARS

Date	W/L	Opp.	Rush	Yards	Avg.	Lg	TD	Rec.	Yards	Avg.	Lg	TD
9/10	L	ATL										
9/17	L	at TB										
9/24	W	PIT										
9/28	L	at GB										
10/9	L	MIN										
10/15	W	at BAL										
10/22	W	CAR	0	0	0.0	-	0	0	0	0.0	-	0
10/29	L	at NO	0	0	0.0	-	0	0	0	0.0	-	0
11/12	L	GB	0	0	0.0	-	0	0	0	0.0	-	0
11/19	L	DET										
11/26	L	at PHI	0	0	0.0	-	0	0	0	0.0	-	0
12/3	L	SF	0	0	0.0	-	0	0	0	0.0	-	0
12/10	W	at CIN										
12/16	L	at DET										
12/24	L	CLE										
12/31		at MIN										
Totals	0-0		0	0	0.0	-	0	0	0	0.0	-	0

*Denotes Game Started

TAQUAN MIZZELL'S NFL STATISTICS

REGULAR SEASON													
Year	Team	GP-GS	Rush	Yds	Avg	Lg	TD	Rec	Yds	Avg	Lg	TD	STT
2017	Chicago	4-0	0	0	0.0	-	0	0	0	0.0	-	0	0
SEASON / CAREER / PLAYOFF HIGHS													
		2017					Career						Playoff
Rushes		None					None						None
Rushing Yards		None					None						None
Longest Run		None					None						None
Rushing TDs		None					None						None
Receptions		None					None						None
Receiving Yards		None					None						None
Receiving TDs		None					None						None



1 MIKE NUGENT

Ht: 5-10**Wt:** 190**Age:** 35**College:** Ohio State**Bears Season:** 1**NFL Season:** 13**Acquired:** Signed free agent in 2017

KICKER

PRO CAREER: Appeared in 160 games over 13 seasons with the New York Jets (2005-08), Tampa Bay Buccaneers (2009), Arizona Cardinals (2009), Cincinnati Bengals (2010-16) and Dallas Cowboys (2017)... Made 246 of 304 career field goals (80.9%) with a career-long of 55 and 358 of 371 extra points ... Saw action in five postseason contests with the Jets and Bengals, converting 7 of 8 field goals and 6 of 6 extra points with a long of 57.

2017 SEASON: 7-9 on field goals (long of 48) and 8-8 on PATs with Dallas Cowboys before being released on 11/26... Appeared in two games for the Bears, making 6-8 PATs and 3-3 field goals.

PREVIOUS SEASONS: 2016: Appeared in 13 games for the Bengals ... Made 23 of 29 field goals (79.3%) ... Made 23 of 29 PATs and totaled 92 points ... Made a long field goal of 47. **2015:** Appeared in 16 games for the Bengals ... Made 23 of 28 field goals (82.1%) ... Made 48 of 49 PATs ... Made a long of 52. **2014:** Appeared in 16 games for the Bengals ... Made 26 of 33 field goals (78.8%) ... Made 39 of 39 PATs ... Made a long of 49. **2013:** Appeared in 16 games for the Bengals... Made 18 of 22 field goals (81.8%)... Made 52 of 53 PATs... Made a long of 54. **2012:** Appeared in 12 games for the Bengals... Made 19 of 23 field goals (82.6%)... Made 35 of 35 PATs... Made a long of 55. **2011:** Appeared in 16 games for the Bengals... Made 33 of 38 field goals (86.8%)... Made 33 of 34 PATs... Made a long of 49. **2010:** Appeared in 9 games for the Bengals... Made 15 of 19 field goals (78.9%)... Made 17 of 17 PATs with a long of 54. **2009:** Appeared in 6 games for the Buccaneers and Cardinals, connecting on 4 of 8 field goals (50.0%) and 14 of 14 PATs... Made a long of 48. **2008:** Limited to one game due to injury with the New York Jets. **2007:** Appeared in all 16 games for the Jets, connecting on 29 of 26 field goals (80.6%) and 23 of 24 PATs with a long of 50. **2006:** Appeared in all 16 games for the Jets, connecting on 24 of 27 field goals (88.9%) and 34 of 35 PATs with a long of 54. **2005:** Appeared in 16 games as a rookie for the Jets, connecting on 22 of 28 field goals (78.6%) and 24 of 24 PATs with a long of 49.

2017 SEASON

Date	W/L	Opp.	PAT	FG	PTS	FGs (Missed)
10/29^	W	at WAS	3-3	4-5	15	(49),36,48,27,37
11/5^	W	KC	4-4	0-0	4	
11/12^	L	at ATL	1-1	0-1	1	(38)
11/19^	L	PHI	0-0	3-3	9	48, 27, 47
12/3		NOT WITH TEAM				
12/10	W	at CIN	3-4	2-2	9	34, 27
12/16	L	at DET	1-1	1-1	4	41
12/24	W	CLE	2-3	0-0	2	
12/31		at MIN				
Totals			14-16	10-12	42	

^ with DAL



MIKE NUGENT'S NFL STATISTICS

REGULAR SEASON

Year	Team	GP	FG-FGA	Pct	Lg	Blk	XP-XPA	Pct	Blk	Points
2005	N.Y. Jets	16	22-28	78.6	49	-	24-24	100.0	0	90
2006	N.Y. Jets	16	24-27	88.9	54	-	34-35	97.1	-	106
2007	N.Y. Jets	16	29-36	80.6	50	-	23-24	95.8	-	110
2008	N.Y. Jets	1	0-1	0.0	-	-	2-2	100.0	0	2
2009	T.B./Ari	6	4-8	50.0	48	-	14-14	100.0	0	26
2010	Cincinnati	9	15-19	78.9	54	-	17-17	100.0	0	62
2011	Cincinnati	16	33-38	86.8	49	-	33-34	97.1	-	132
2012	Cincinnati	12	19-23	82.6	55	-	35-35	100.0	-	92
2013	Cincinnati	16	18-22	81.8	54	-	52-53	98.1	-	106
2014	Cincinnati	16	26-33	78.8	49	-	39-39	100.0	-	117
2015	Cincinnati	16	23-28	82.1	52	-	48-49	98.0	-	117
2016	Cincinnati	13	23-29	79.3	47	-	23-29	79.3	-	92
2017	Dallas/Chicago	5	9-11	81.8	48	-	14-16	87.5	-	42
NFL Totals		159	246-304	80.9	55	-	358-371	96.5	0	1,094

Year	Team	1-19	Pct	20-29	Pct	30-39	Pct	40-49	Pct	50+	Pct
2005	N.Y. Jets	0-0	-	8-9	88.9	7-7	100.0	7-10	70.0	0-2	0.0
2006	N.Y. Jets	1-1	100.0	7-7	100.0	10-12	83.3	4-4	100.0	2-3	66.7
2007	N.Y. Jets	1-1	100.0	11-11	100.0	10-12	83.3	6-8	75.0	1-4	25.0
2008	N.Y. Jets	0-0	-	0-0	-	0-1	0.0	0-0	-	0-0	-
2009	T.B./Ari	1-1	100.0	1-1	100.0	1-2	50.0	1-4	25.0	0-0	-
2010	Cincinnati	0-0	-	5-5	100.0	7-7	100.0	1-3	33.3	2-4	50.0
2011	Cincinnati	0-0	-	14-14	100.0	5-8	62.5	14-16	87.5	0-0	-
2012	Cincinnati	2-2	100.0	5-5	100.0	5-5	100.0	6-9	66.7	1-2	50.0
2013	Cincinnati	0-0	-	2-2	100.0	6-7	85.7	7-9	77.8	3-4	75.0
2014	Cincinnati	0-0	-	6-6	100.0	10-12	83.3	10-12	83.3	0-3	0.0
2015	Cincinnati	0-0	-	6-6	100.0	5-6	83.3	10-13	76.9	2-3	66.7
2016	Cincinnati	0-0	-	9-9	100.0	9-10	90.0	5-7	71.4	0-3	0.0
2017	Dallas/Chicago	0-0	-	3-3	100.0	3-4	75.0	4-5	75.0	0-0	-
NFL Totals		5-5	100.0	77-78	98.7	78-93	83.9	75-100	75.0	11-28	39.3

POSTSEASON

Year	Team	GP	FG-FGA	Pct	Lg	Blk	XP-XPA	Pct	Blk	Points
2006	N.Y. Jets	1	3-3	100.0	37	-	1-1	100.0	0	10
2011	Cincinnati	1	1-2	50.0	37	-	1-1	100.0	0	4
2013	Cincinnati	1	1-1	100.0	46	-	1-1	100.0	0	4
2014	Cincinnati	1	1-1	100.0	57	-	1-1	100.0	0	4
2015	Cincinnati	1	1-1	100.0	36	-	1-1	100.0	0	4
Postseason		5	7-8	87.5	57	0	6-6	100.0	0	26

Year	Team	1-19	Pct	20-29	Pct	30-39	Pct	40-49	Pct	50+	Pct
2006	N.Y. Jets	0-0	-	2-2	-	1-1	100.0	0-0	-	0-0	-
2011	Cincinnati	0-0	-	0-0	-	1-1	-	0-0	-	0-1	0.0
2013	Cincinnati	0-0	-	0-0	-	0-0	-	1-1	100.0	0-0	-
2014	Cincinnati	0-0	-	0-0	-	0-0	-	0-0	-	1-1	100.0
2015	Cincinnati	0-0	-	0-0	-	1-1	100.0	0-0	-	0-0	-
Postseason		0-0	-	0-0	-	3-3	100.0	1-1	100.0	1-2	50.0

SEASON / CAREER / PLAYOFF HIGHS

	2017	Career	Playoff
FG Attempts	5, at WAS (10/29)	6, at BAL (9/7/14)	3, at NE (1/7/07)
Made FGs	4, at WAS (10/29)	5, three times	3, at NE (1/7/07)
Longest FG	48, twice	55, vs. OAK (11/25/12)	57, at IND (1/4/15)
PAT Attempts	4, twice	7, vs. NYJ (10/27/13)	1, five times
Made PATs	4, vs. KC (11/5)	7, vs. NYJ (10/27/13)	1, five times
Points	15, at WAS (10/29)	16, twice	10, at NE (1/7/07)



16 PAT O'DONNELL

Ht: 6-4
Age: 26
Bears Season: 3
Acquired: 6th round of the 2014 draft (191st overall)

Wt: 217
College: Miami (FL)
NFL Season: 4

PUNTER

PRO CAREER: Enters fourth campaign with Chicago (2014-17), hitting 289 punts for 12,922 yards (44.7 gross avg) and landing 99 punts inside the 20 with 18 touchbacks ... 2 blocked punts and 1,275 return yards for a net average of 38.8 in 62 games ... ranks second in net punting average (since 1976) (39.7 in 2015), fourth in gross punting average (44.2 in 2015) and tied for sixth in punts inside the 20 (since 1976) (28 in 2015) in Bears single-season history ... named to the PFWA's and Mel Kiper's ESPN All-Rookie teams following the 2014 season... Adds one 38-yard passing touchdown on a fake punt vs. MIN (10/9/17).

2017 SEASON: In 15 games, punted 80 times for 3,724 yards (46.6 gross avg) and landed 27 punts inside the 20 with 6 touchbacks.. Threw a 38-yard passing touchdown on fake punt vs. MIN (10/9).

HONORS AND AWARDS: 2014: All-Rookie (PFWA & Mel Kiper).

2017 CHICAGO BEARS

DATE	W/L	Opp.	No.	Yds	Avg	Net	Long	In-20
9/10	L	ATL	5	244	48.8	40.0	69	3
9/17	L	at TB	3	168	56.0	43.7	63	1
9/24	W	PIT	6	267	44.5	42.0	62	2
9/28	L	at GB	3	147	49.0	47.3	59	2
10/9	L	MIN	7	307	43.9	32.3	59	2
10/15	W	at BAL	9	420	46.7	32.0	67	3
10/22	W	CAR	6	296	49.3	46.5	66	1
10/29	L	at NO	5	270	54.0	45.6	61	2
11/12	L	GB	5	241	48.2	39.8	59	1
11/19	L	DET	4	186	46.5	40.8	55	1
11/26	L	at PHI	6	251	41.8	39.0	58	1
12/3	L	SF	5	199	39.8	35.6	49	3
12/10	W	at CIN	3	142	47.3	43.3	50	2
12/16	L	at DET	5	225	45.0	35.8	51	2
12/24	W	CLE	8	361	45.1	39.3	60	1
12/31		at MIN						
Totals			80	3,724	46.6	39.3	69	27

PAT O'DONNELL'S NFL STATISTICS


REGULAR SEASON

Year	Team	GP	Punts	Yds	Avg	Opp Ret	Yds	Net	TB	In-20	Lg	Blk
2014	Chicago	16	71	3,107	43.8	33	335	37.7	3	20	61	1
2015	Chicago	15	70	3,097	44.2	27	197	39.7	4	28	72	1
2016	Chicago	16	68	2,994	44.0	22	282	38.4	5	24	67	0
2017	Chicago	15	80	3,363	46.7	42	261	39.3	6	27	69	0
NFL totals		62	289	12,922	44.7	122	1,275	38.8	18	99	72	2

ADDITIONAL STATS: Special Teams Tackles - 5: 2014 (2); 2015 (2); 2017 (2). **Passing - 1** for 1, 38 yards, 1 touchdown.

SEASON / CAREER / PLAYOFF HIGHS

	2017	Career	Playoff
Punts	9, at BAL (10/1/15)	10, at SEA (9/27/15)	None
Punting Yards	420, at BAL (10/15)	477, at SEA (9/27/15)	None
Gross Avg. (Min 4)	49.3, vs. CAR (10/22)	51.3, at ATL (10/12/14)	None
Punts In-the-20	3, three times	4, twice	None
Longest Punt	69, vs. ATL (9/10)	72, at SEA (9/27/15)	None



43 CHRIS PROSINSKI

Ht: 6-1

Wt: 213

Age: 30

College: Wyoming

Bears Season: 3

NFL Season: 7

Acquired: Signed free agent 2017

DEFENSIVE BACK

PRO CAREER: Appeared in 88 games with 18 starts over six seasons with the Jacksonville Jaguars (2011-14), Philadelphia Eagles (2014) and Chicago Bears (2015-16) ... recorded 128 tackles, 1 sack, 2 TFLs, 1 interception, 1 forced fumble, 1 fumble recovery and 7 pass breakups ... on special teams has recorded 43 tackles and 2 fumble recoveries.

2017 SEASON: Started three games after being signed on November 30... Recorded 8 tackles. Placed on Injured Reserve on 12/23.

PREVIOUS SEASONS: 2016: Saw action in all 16 games with 1 start (Game 7), recording 15 tackles with 1 pass breakup ... added 7 STTs ... ranked 3rd on the team in STTs. **GAMES PLAYED-STARTED: 16-1** **2015:** Appeared in 13 contests (Games 4-16), making 5 starts (Games 10-14) while recording 32 defensive tackles, 1 sack, 1 forced fumble recovered by Chicago's defense, 9 special teams stops (3rd on the team) and 1 opponent fumble recovery on a muffed punt ... recorded first NFL sack in Game 10 vs. Denver and first career forced fumble a game later at Green Bay. **2014:** Saw action in 11 games with the Eagles (8) and Jaguars (3) ... totaled 2 tackles and 1 TFL on defense and added 10 tackles on special teams. **2013:** Appeared in 16 games with 1 start for the Jaguars, notching 7 defensive tackles, 2 PBUs and 9 STTs. **2012:** Started 7-of-16 games in his second season in Jacksonville, collecting a career-high 50 defensive stops, 1 INT and 4 PBUs ... added 3 STTs. **2011:** Appeared in 13 games with 1 start as a rookie for Jacksonville ... totaled 14 tackles on defense and 5 on special teams.

2017 CHICAGO BEARS

Date	W/L	Opponent	Tkls-S	Sk-YL	INT-Yds	PD	FF	FR	TFL
NOT WITH TEAM GAMES 1-11									
12/3*	L	SF	4-3	0-0	0-0	0	0	0	0
12/10*	W	at CIN	2-0	0-0	0-0	0	0	0	0
12/16*	L	at DET	2-2	0-0	0-0	0	0	0	0
12/24	W	CLE	INJURED RESERVE						
12/31		at MIN	INJURED RESERVE						
Totals	1-2		8-5	0-0	0-0	1	0	0	0

*Denotes Game Started

CHRIS PROSINSKI'S NFL STATISTICS

REGULAR SEASON

Year	Team	GP	GS	Tackles				Interceptions				Fumbles			Misc.			
				Tot	S	A	Sk	Yds	No	Yds	Lg	TD	PD	FF	FR	Yds	TFL	STT
2011	Jacksonville	13	1	14	11	3	0.0	0.0	0	0	-	0	0	0	1	n/a	0.0	5
2012	Jacksonville	16	7	50	39	11	0.0	0.0	1	6	6	0	4	0	0	0	0.0	3
2013	Jacksonville	16	1	7	5	2	0.0	0.0	0	0	-	0	2	0	0	0	0.0	9
2014	TOTAL	11	0	2	2	0	0.0	0.0	0	0	-	0	0	0	0	0	1.0	10
2015	Chicago	13	5	32	28	4	1.0	0.0	0	0	-	0	0	1	0	0	0.0	9
2016	Chicago	16	1	15	11	4	0.0	0.0	0	0	-	0	1	0	0	0	1.0	7
2017	Chicago	3	3	8	5	3	0.0	0.0	0	0	-	0	0	0	0	0	0.0	0
Bears totals		32	9	55	44	11	0.0	0.0	0	0	-	0	1	1	0	0	1.0	16
NFL totals		88	18	128	101	27	1.0	0.0	1	6	6	0	7	1	1	0	2.0	43

SEASON / CAREER / PLAYOFF HIGHS

	2017	Career	Playoff
Tackles	4, vs. SF (12/3)	12, vs. NE (12/23/12)	None
Solos	3, vs. SF (12/3)	8, twice	None
Pass Defenses	None	1, seven times	None
Interceptions	None	1, vs. NE (12/23/12)	None

**95 ROY ROBERTSON-HARRIS****Ht:** 6-7
Age: 24**Wt:** 268
College: UTEP**Acquired:** Undrafted free agent in 2016**DEFENSIVE LINE****PRO CAREER:** Robertson-Harris joined the team as an undrafted free agent in 2016, appearing in the first three preseason games before he was placed on the illness/non-football injury list... Has appeared in 12 career games, recording 7 tackles, 1 sack, 1 pass defense, 1 TFL and 1 STT.**2017 SEASON:** Appeared in 12 games as a reserve, recording 7 tackles, 1 sack, 1 TFL, 1 pass defense and 1 STT... Inactive for Games 8-9 & 11.**COLLEGE:** 2014 all-CUSA honorable mention player who tallied 138 career tackles , 25 TFLs, 10.5 sacks and 9 pass breakups in four seasons at UTEP (2012-15)... Team captain, started all 12 games as a senior... Placed 3rd on the team in tackles with 51, adding 7.5 TFLs, 2.5 sacks and 4 pass breakups... Started 13-of-13 games, posting 36 tackles, 9.5 TFLs, 3.5 sacks, 4 forced fumbles, 3 pass breakups and 1 fumble recovery... Ranked 1st on the team in TFLs, sacks and forced fumbles... 4 forced fumbles ranked tied for 2nd most in the conference... Helped UTEP reach its first Bowl game (New Mexico Bowl) since 2010... Appeared in 12 games with 8 starts as a sophomore... Notched 34 tackles, 3.5 sacks and ranked 2 on the team with 6 TFLs... Added 2 pass breakups and 1 fumble recovery... As a redshirt freshman, played in 10 contests, registering 17 tackles, 2 TFLs and 1 sack... First team all-Area and all-District 5-5A defense selection as a senior at South Grand Prairie H.S. (Grand Prairie, TX)... Collected 75 tackles, 26 TFLs, 9 sacks, 8 pass breakups and 1 fumble recovery... Played defensive end and outside linebacker... Two-time letter winner.**2017 CHICAGO BEARS**

Date	W/L	Opponent	Tkls-S	Sk-YL	INT-Yds	PD	FF	FR	TFL
9/10	L	ATL	0-0	0-0	0-0	1	0	0	0
9/17	L	at TB	2-1	0-0	0-0	0	0	0	0
9/24	W	PIT	0-0	0-0	0-0	0	0	0	0
9/28	L	at GB	1-0	0-0	0-0	0	0	0	0
10/9	L	MIN	0-0	0-0	0-0	0	0	0	0
10/15	W	at BAL	0-0	0-0	0-0	0	0	0	0
10/22	W	CAR	0-0	0-0	0-0	0	0	0	0
10/29	L	at NO				INACTIVE			
11/12	L	GB				INACTIVE			
11/19	L	DET	0-0	0-0	0-0	0	0	0	0
11/26	L	at PHI				INACTIVE			
12/3	L	SF	2-2	0-0	0-0	0	0	0	0
12/10	W	at CIN	1-1	1-5	0-0	0	0	0	1
12/16	L	at DET	0-0	0-0	0-0	0	0	0	0
12/24	W	CLE	1-0	0-0	0-0	0	0	0	0
12/31		at MIN							
Totals	0-0		7-4	1-5	0-0	1	0	0	1


*Denotes Game Started

ROY ROBERTSON-HARRIS' NFL STATISTICS**REGULAR SEASON**

Year	Team	GP	GS	Tackles				Interceptions				Fumbles			Misc.			
				Tot	S	A	Sk	Yds	No	Yds	Lg	TD	PD	FF	FR	Yds	TFL	STT
2017	Chicago	12	0	7	4	3	1.0	5.0	0	0	-	0	1	0	0	0	1	1

SEASON / CAREER / PLAYOFF HIGHS

	2017	Career	Playoff
Tackles	2, twice	Same	None
Solos	2, vs. SF (12/3)	Same	None
Sacks	1, at CIN (12/10)	Same	None



6

MARK SANCHEZ

Ht: 6-2

Wt: 225

Age: 31

College: USC

Bears Season: 1

NFL Season: 9

Acquired: Unrestricted free agent in 2017 (DAL)

QUARTERBACK

PRO CAREER: Has started 72 of 77 games over eight seasons with the New York Jets, (2009-12), Philadelphia Eagles (2014-15), and Dallas Cowboys (2016), completing 1,295-of-2,285 pass attempts (56.7 percent) for 15,219 yards, 86 touchdowns and 86 interceptions for a QB rating of 73.9.... Has added 449 yards on 169 attempts (2.7 avg) and 13 touchdowns... Owns a 37-35 as a starter... Led the Jets to the AFC championship game as a rookie following the 2009 season and again the following post-season following the 2010 campaign... 2010 AFC Championship appearance made him one of only six rookie quarterbacks in NFL history to lead their team to that fame... Set a career-high in passing yards (3,474) and passing (26) and rushing (6) touchdowns in the 2011 season... Missed the 2013 season due to injury

2017 SEASON: Inactive for games 1-15.

HORNS AND AWARDS: 2009 - PFWA ALL-Rookie Team

PREVIOUS SEASONS: **2016:** Appeared in 2 games as a sub for the Dallas Cowboys, completing 10-of-18 passes (55.6 percent) and 2 interceptions. **2015:** Appeared in 4 games with 2 starts for the Philadelphia Eagles... Completed 59-of-91 passes (64.8 percent) for 616 yards, 4 touchdowns and 4 interceptions for a QB rating of 80.7... Added 22 rushing yards on 6 attempts (3.7 avg). **2014:** Appeared in 9 games with 8 starts for the Philadelphia Eagles... Completed 198-of-309 passes (64.1 percent) for 2,418 yards, 14 touchdowns and 11 interceptions for a career-high QB rating of 88.4... Added 87 rushing yards on 34 attempts (2.6 avg) and 1 touchdown. **2013:** Spent the season on Injured Reserve after suffering a shoulder injury during the pre-season. **2012:** Started 15 games for the New York Jets... Completed 246-of-453 attempts (54.3 percent) for 2,883 yards, 13 touchdowns and 18 interceptions for a QB rating of 66.9... Added 28 rushing yards. **2011:** Started all 16 games for the New York Jets... Completed 308-of-543 passes for a 3,474 yards (56.7 percent), 26 touchdowns (both career-highs) and 18 interceptions for a QB rating of 78.2... Added 103 rushing yards on 37 attempts (2.8 avg) and 6 touchdowns (career-high). **2010:** Started all 16 games for the New York Jets... Completed 278-of-507 passes (54.8 percent) for 3,291 yards, 17 touchdowns and 13 interceptions for a QB rating of 75.3... Added 105 yards on the ground on 30 attempts (3.5 avg) and 3 touchdowns... Led the team to the AFC championship game for the second season in a row. **2009:** Started 15 games as a rookie for the New York Jets... Completed 196-of-364 passes (53.8 percent) for 2,444 yards, 12 touchdowns and 20 interceptions... Added 106 rushing yards on 36 attempts (2.9 avg) and 3 touchdowns... One of only six rookie quarterbacks in league history to lead team to conference championship game.

2017 CHICAGO BEARS

Date	W/L	Opp.	Att	Cmp	Yds	Pct.	TD	INT	Lg	Sk/Lst	Rtg
9/10	L	Atl				INACTIVE					
9/17	L	at TB				INACTIVE					
9/24	W	Pit				INACTIVE					
9/28	L	at GB				INACTIVE					
10/9	L	Min				INACTIVE					
10/15	W	at Bal				INACTIVE					
10/22	W	Car				INACTIVE					
10/29	L	at NO				INACTIVE					
11/12	L	GB				INACTIVE					
11/19	L	Det				INACTIVE					
11/26	L	at Phi				INACTIVE					
12/3	L	SF				INACTIVE					
12/10	W	at Cin				INACTIVE					
12/16	L	at Det				INACTIVE					
12/24	W	Cle				INACTIVE					
12/31		at Min									
Totals	0-0		0	0	0	-	0	0	-	0/0	-



MARK SANCHEZ'S NFL STATISTICS

REGULAR SEASON

Year	Team	GP-GS	Att	Cmp	Pct	Yds	Yds/Att	TD	Int	Lg	Sk-Yds	Rating
2009	N.Y. Jets	15-15	364	196	53.8	2,444	6.7	12	20	65t	26-195	63.0
2010	N.Y. Jets	16-16	507	278	54.8	3,291	6.5	17	13	74t	27-171	75.3
2011	N.Y. Jets	16-16	543	308	56.7	3,474	6.4	26	18	74	39-243	78.2
2012	N.Y. Jets	15-15	453	246	54.3	2,883	6.4	13	18	66	34-209	66.9
2014	Philadelphia	9-8	309	198	64.1	2,418	7.8	14	11	72	23-151	88.4
2015	Philadelphia	4-2	91	59	64.8	616	6.8	4	4	43	9-54	80.7
2016	Dallas	2-0	18	10	55.6	93	5.2	0	2	33	3-25	30.3
2017	Chicago	0-0	0	0	0.0	0	0.0	0	0	-	0-0	-
NFL totals		77-72	2,285	1,295	56.7	15,219	6.7	86	86	74t	161-1,048	73.9

Record as Starter: 37-35 (.514) - 2009 (8-7), 2010 (11-5), 2011 (8-8), 2012 (6-9), 2014 (4-4), 2015 (0-2).

ADDITIONAL STATS: Fumbles-Lost -- (51-24): 2009 (10-3), 2010 (9-1), 2011 (10-8), 2011 (10-8), 2012 (14-8), 2014 (7-3), 2015 (1-1).

Year	Team	Rush	Yds	Avg	Lg	TD
2009	N.Y. Jets	36	106	2.9	14t	3
2010	N.Y. Jets	30	105	3.5	20	3
2011	N.Y. Jets	37	103	2.8	25	6
2012	N.Y. Jets	22	28	1.3	8	0
2014	Philadelphia	34	87	2.6	15	1
2015	Philadelphia	6	22	3.7	11	0
2016	Dallas	4	-2	-0.5	1	0
NFL totals		169	449	2.7	25	13

POSTSEASON

Year	Team	GP-GS	Att	Cmp	Pct	Yds	Yds/Att	TD	Int	Lg	Sk-Yds	Rating
2009	N.Y. Jets	3-3	68	41	60.3	539	7.9	4	2	80t	1-7	92.7
2010	N.Y. Jets	3-3	89	54	60.7	616	6.9	5	1	58t	3-19	95.5
NFL totals		6-6	157	95	60.5	1,155	7.4	9	3	80t	4-26	94.3

SEASON / CAREER / PLAYOFF HIGHS

	2017	Career	Playoff
Attempts	None	59, vs. NYG (12/24/11)	33, at PIT (1/23/11)
Completions	None	37, at WAS (12/20/14)	20, at PIT (1/23/11)
Passing Yards	None	374, at WAS (12/20/14)	257, at IND (1/24/10)
TD Passes	None	4, vs. BUF (11/27/11)	3, at NE (1/16/11)
Interceptions	None	5, vs. BUF (10/18/09)	1, three times
Longest Completion	None	74t, at DET (11/7/10)	80t, at IND (1/24/10)



2 CAIRO SANTOS

Ht: 5-8

Age: 26

Bears Season: 1

Acquired: Undrafted free agent in 2014 (KC)

Wt: 160

College: Tulane

NFL Season: 4

KICKER

PRO CAREER: In his 4th NFL season, appearing in 52 games with the Kansas City Chiefs (2014-17)... Made 90 of 107 career field goals (84.1%) with a career-long of 53 and 125 of 130 extra points ... Saw action in three postseason contests with Kansas City converting 6 of 6 field goals and 6 of 6 extra points.

2017 SEASON: 3-3 on field goals (long of 39) and 12-12 on PATs with Kansas City Chiefs before being released on 9/30...1-2 on field goals (long of 38) and 2-2 on PATs since joining Chicago Bears... Placed on Injured Reserve on 12/4.

PREVIOUS SEASONS: 2016: Appeared in 16 games for the Chiefs ... Made 31 of 35 field goals (88.6%) ... Made 36 of 39 PATs and totaled 129 points ... Made a long field goal of 53. **2015:** Appeared in 16 games for the Chiefs ... Made 30 of 37 field goals (81.1%) ... Made 39 of 41 PATs ... Made a long of 53. **2014:** Appeared in 16 games for the Chiefs as a rookie ... Made 25 of 30 field goals (83.3%) ... Made 38 of 38 PATs ... Made a long of 53.

2017 SEASON

Date	W/L	Opp.	PAT	FG	PTS	FGs (Missed)
9/7^	W	at NE	6-6	0-0	6	
9/17^	W	PHI	3-3	2-2	9	34, 39
9/24^	W	at LAC	3-3	1-1	6	34
9/28	L	at GB				NOT WITH TEAM
10/9	L	MIN				NOT WITH TEAM
10/15	W	at BAL				NOT WITH TEAM
10/22	W	CAR				NOT WITH TEAM
10/29	L	at NO				NOT WITH TEAM
11/12	L	GB				NOT WITH TEAM
11/19	L	DET				NOT WITH TEAM
11/26	L	at PHI	0-0	1-2	3	38, (54)
12/3	L	SF	2-2	0-0	2	
12/10	W	at CIN				INJURED RESERVE
12/16	L	at DET				INJURED RESERVE
12/24	W	CLE				INJURED RESERVE
12/31		at MIN				
Totals			14-14	4-5	26	

^ with KC



CAIRO SANTOS' NFL STATISTICS

REGULAR SEASON

Year	Team	GP	FG-FGA	Pct	Lg	Blk	XP-XPA	Pct	Blk	Points
2014	Kansas City	16	25-30	83.3	53	0	38-38	100.0	0	113
2015	Kansas City	16	30-37	81.1	53	1	39-41	95.1	0	129
2016	Kansas City	16	31-35	88.6	53	0	36-39	92.3	0	129
2017	K.C./Chicago	5	4-5	80.0	39	0	14-14	100.0	0	26
NFL Totals		52	90-107	84.1	53	1	127-132	96.2	0	397

Year	Team	1-19	Pct	20-29	Pct	30-39	Pct	40-49	Pct	50+	Pct
2014	Kansas City	1-1	100.0	10-10	100.0	6-7	85.7	7-10	70.0	1-2	50.0
2015	Kansas City	0-0	-	7-8	87.5	10-10	100.0	9-11	81.8	4-8	50.0
2016	Kansas City	0-0	-	8-9	88.9	15-17	88.2	6-7	85.7	2-2	100.0
2017	K.C./Chicago	0-0	-	0-0	-	4-4	100.0	0-0	-	0-1	0.0
NFL Totals		1-1	100.0	25-27	92.6	35-38	92.1	22-28	78.6	7-13	53.8

POSTSEASON

Year	Team	GP	FG-FGA	Pct	Lg	Blk	XP-XPA	Pct	Blk	Points
2015	Kansas City	2	5-5	100.0	49	0	5-5	100.0	0	20
2016	Kansas City	1	1-1	100.0	48	0	1-1	100.0	0	4
Postseason		3	6-6	100.0	49	0	6-6	100.0	0	24

Year	Team	1-19	Pct	20-29	Pct	30-39	Pct	40-49	Pct	50+	Pct
2015	Kansas City	0-0	-	0-0	-	3-3	100.0	2-2	100.0	0-0	-
2016	Kansas City	0-0	-	0-0	-	0-0	-	1-1	100.0	0-0	-
Postseason		0-0	-	0-0	-	3-3	100.0	3-3	100.0	0-0	-

SEASON / CAREER / PLAYOFF HIGHS

	2017	Career	Playoff
FG Attempts	2, vs. PHI (9/17).....	7, at CIN (10/4/15)	3, at HOU (1/9/16)
Made FGs	2, vs. PHI (9/17).....	7, at CIN (10/4/15)	3, at HOU (1/9/16)
Longest FG	39, vs. PHI (9/17).....	53, 3 times.....	49, at HOU (1/9/16)
PAT Attempts	6, at NE (9/7).....	6, twice.....	3, at HOU (1/9/16)
Made PATs	6, at NE (9/7).....	6, twice.....	3, at HOU (1/9/16)
Points	9, vs. PHI (9/17).....	21, at CIN (10/4/15).....	12, at HOU (1/9/16)



87 ADAM SHAHEEN

Ht: 6-6
Age: 24

Wt: 278
College: Ashland

Acquired: 2nd round of the 2017 draft (45th overall)

TIGHT END

COLLEGE CAREER: Caught 124 passes for 1,755 yards (14.1 avg) and 26 touchdowns in 31 career games at Ashland ... ranks fifth all time in school history in career receptions, 10th in career receiving yards and 2nd in catches in a season ... caught a school record 4 touchdowns vs. Northwood (10/9/16) ... as a junior he led all Division II tight ends in receptions (52) and yards (867) and led all college football tight ends with 16 touchdown receptions, setting an Ashland single-season record in the process ... set a program record his sophomore year with 70 catches, also good for the highest total for any tight end at any NCAA level in 2015 ... earned American Football Coaches Association (AFCA) Division II Coaches' All-America.

2017 SEASON: Appeared in 13 games (seven starts), catching 12 passes for 127 yards (10.6 avg) and 3 touchdowns... Scored touchdown in his first career start, on his first career reception. Inactive for Games 14-15.

2017 CHICAGO BEARS

Date	W/L	Opp.	Rec	Yds	Avg	Long	TD	
9/10	L	ATL	0	0	0.0	-	0	
9/17	L	at TB	0	0	0.0	-	0	
9/24*	W	PIT	1	2	2.0	2t	1	
9/28	L	at GB	0	0	0.0	-	0	
10/9*	L	MIN	0	0	0.0	-	0	
10/15*	W	at BAL	0	0	0.0	-	0	
10/22	W	CAR	0	0	0.0	-	0	
10/29*	L	at NO	0	0	0.0	-	0	
11/12*	L	GB	2	39	19.5	31	0	
11/19*	L	DET	4	41	10.3	22	1	
11/26*	L	at PHI	1	1	1.0	1	0	
12/3	L	SF	0	0	0.0	-	0	
12/10	W	at CIN	4	44	11.0	18	1	
12/16	L	at DET	INACTIVE					
12/24	W	CLE	INACTIVE					
12/31		at MIN						
Totals 2-5			12	127	10.6	31	3	

*Denotes Games Started

ADAM SHAHEEN'S NFL STATISTICS

REGULAR SEASON

Year	Team	GP-GS	Rec	Yds	Avg	Lg	TD
2017	Chicago	13-7	12	127	10.6	31	3

SEASON / CAREER / PLAYOFF HIGHS

	2017	Career	Playoff
Receptions	4, twice	Same	None
Receiving Yards	44, at CIN (12/10)	Same	None
Longest Reception	31, vs. GB (11/12)	Same	None
Receivng TDs	1, three times	Same	None



88 DION SIMS

Ht: 6-4 **Wt:** 271
Age: 26 **College:** Michigan State
Bears Season: 1 **NFL Season:** 5
Acquired: Unrestricted free agent 2017 (MIA)

TIGHT END

PRO CAREER: Appeared in 69 games (35 starts) in five seasons with Miami Dolphins (2013-16) and Chicago Bears (2017), catching 89 passes for 879 yards (9.9 avg) and 9 touchdowns... 8 touchdowns in Miami ranked second most by a Dolphins tight end since 2013.

2017 SEASON: Started 13 games, catching 15 passes for 180 yards (12.0 avg) and 1 touchdown... Inactive for Games 9-10.

PREVIOUS SEASONS: 2016: Appeared in 14 games (11 starts) for the Miami Dolphins ... caught 26 passes for 256 yards (9.8 avg) and 4 touchdowns ... ranked 2nd on team in TDs ... 26 receptions and 4 TDs are both career-highs.

2015: Appeared in 13 games (4 starts) for the Dolphins ... caught 18 passes for 127 yards and 1 touchdown ... **2014:** Saw action in 14 games (2 starts) for the Dolphins ... recorded 24 receptions for 284 yards and 2 touchdowns ...

2013: Played in 15 games (5 starts) as a rookie for the Dolphins ... caught 6 passes for 32 yards and 1 touchdown.

2017 CHICAGO BEARS

Date	W/L	Opp.	Rec	Yds	Avg	Long	TD
9/10*	L	ATL	2	31	15.5	22	0
9/17*	L	at TB	0	0	0.0	-	0
9/24*	W	PIT	0	0	0.0	-	0
9/28*	L	at GB	1	8	8.0	8	0
10/9*	L	MIN	1	17	17.0	17	0
10/15*	W	at BAL	2	42	21.0	27t	1
10/22*	W	CAR	0	0	0.0	-	0
10/29*	L	at NO	3	15	5.0	7	0
11/12	L	GB			INACTIVE		
11/19	L	DET			INACTIVE		
11/26*	L	at PHI	1	-3	-3.0	-3	0
12/3*	L	SF	1	5	5.0	5	0
12/10*	W	at CIN	2	32	16.0	19	0
12/16*	L	at DET	1	9	9.0	9	0
12/24*	W	CLE	1	24	24.0	24	0
12/31		at MIN					

Totals 5-8 15 180 12.0 27t 1

*Denotes Games Started

DION SIMS' NFL STATISTICS

REGULAR SEASON

Year	Team	GP-GS	Rec	Yds	Avg	Lg	TD
2013	Miami	15-5	6	32	5.3	8	1
2014	Miami	14-2	24	284	11.8	38	2
2015	Miami	13-4	18	127	7.1	22	1
2016	Miami	14-11	26	256	9.8	28	4
2017	Chicago	13-13	15	180	12.0	27t	1
NFL totals		69-35	89	879	9.9	38	9


ADDITIONAL STATS: Kickoff Returns - 3 for 17 yards: 2011 (2 for 7 yards); 2014 (1 for 10 yards).

SEASON / CAREER / PLAYOFF HIGHS

	2017	Career	Playoff
Receptions	3, at NO (10/29)	4, six times	5, at PIT (1/8/17)
Receiving Yards	42, at BAL (10/15)	58, at NYJ (12/1/14)	34, at PIT (1/8/17)
Longest Reception	27t, at BAL (10/15)	38, at JAX (10/26/14)	17, at PIT (1/8/17)
Receiving TDs	1, at BAL (10/15)	2, at NYJ (12/17)	None



71 JOSH SITTON



Ht: 6-3 **Wt:** 318
Age: 31 **College:** UCF
Bears Season: 2 **NFL Season:** 10
Acquired: Waived FA in 2016 (GB)

OFFENSIVE LINE

PRO CAREER: Appeared in 147 games (137 starts) in 10 seasons with the Green Bay Packers (2008-15) and Chicago Bears (2016-17).

2017 SEASON: Started 11 games at LG, 2 at RG. Inactive for Game 3 & 15.

HONORS AND AWARDS: Pro -Bowl Selection: 2012, 2014, 2015, 2016; 2014 PFWA All-NFL team.

JOSH SITTON'S NFL STATISTICS

REGULAR SEASON

GAMES PLAYED-STARTED - 147-137: 2008 GB (11-2); 2009 GB (16-16); 2010 GB (16-16); 2011 GB (14-14); 2012 GB (16-16); 2013 GB (16-16); 2014 GB (16-16); 2015 GB (16-16); 2016 CHI (13-12); 2017 CHI (13-13).



79 BRADLEY SOWELL

Ht: 6-7 **Wt:** 309
Age: 28 **College:** Mississippi
Bears Season: 1 **NFL Season:** 6
Acquired: Unrestricted free agent signing 2017 (SEA)

OFFENSIVE LINE

PRO CAREER: Appeared in 83 games (22 starts) over 6 seasons with the Indianapolis Colts (2012), Arizona Cardinals (2013-15), Seattle Seahawks (2016) and Chicago Bears (2017)

2017 SEASON: Appeared in 15 games (one start).

BRADLEY SOWELL'S NFL STATISTICS

REGULAR SEASON

GAMES PLAYED-STARTED - 83-22: 2012 IND (10-0); 2013 ARI (16-12); 2014 ARI (16-0); 2015 ARI (16-0); 2016 SEA (10-9); 2017 CHI (15-1).

POSTSEASON

GAMES PLAYED-STARTED - 5-0: 2012 IND (1-0); 2014 ARI (1-0); 2015 ARI (2-0); 2016 SEA (1-0).



53 JOHN TIMU

Ht: 6-0 **Wt:** 246
Age: 25 **College:** Washington
Bears Season: 3 **NFL Season:** 3
Acquired: Undrafted free agent in 2015

LINEBACKER

PRO CAREER: In three seasons with the Bears (2015-17), appeared in 27 contests, with 9 starts, collecting 59 tackles, 6 TFLs, 2 fumble recoveries, 3 STTs and 2 pass breakups... Recorded 2 fumble recoveries at Tampa Bay (12/27/15), becoming first Bears rookie with 2 opponent fumble recoveries in a game since LB Bryan Knight (9/22/02).

2017 SEASON: Appeared in 10 games (2 starts), recording 13 tackles, 2 TFLs and 1 pass breakup... Adds 1 STT. Inactive for Games 6-8.

PREVIOUS SEASONS: 2016: Appeared in 11 games with 4 starts (Games 3 & 11-13), recording 21 tackles, 3 TFLs and 1 pass breakup... Added 2 STTs with ranked tied for 3rd on the team... Spent the first three weeks of the season on the practice squad. 2015- Appeared in 7 contests, (Games 1-4, & 14-16), with 3 starts at ILB (Games 14-16)... Recorded 25 tackles, 1 TFL and 2 fumble recoveries... Both fumble recoveries came in Game 15 at TB, becoming first Bears rookie with 2 opponent fumble recoveries in a game since LB Bryan Knight (9/22/02)... In first career start (Game 14 at MIN), led team with 9 tackles, including 1 TFL.

2017 CHICAGO BEARS

Date	W/L	Opponent	Tkls-S	Sk-YL	INT-Yds	PD	FF	FR	TFL
9/10	L	ATL							
9/17	L	at TB							
9/24*	W	PIT	2-1	0-0	0-0	1	0	0	0
9/28	L	at GB	3-2	0-0	0-0	0	0	0	0
10/9*	L	MIN	4-3	0-0	0-0	0	0	0	1
10/15	W	at BAL							
10/22	W	CAR							
10/29	L	at NO							
11/12	L	GB	0-0	0-0	0-0	0	0	0	0
11/19	L	DET	0-0	0-0	0-0	0	0	0	0
11/26	L	at PHI	2-2	0-0	0-0	0	0	0	0
12/3	L	SF	0-0	0-0	0-0	0	0	0	0
12/10	W	at CIN	1-1	0-0	0-0	0	0	0	0
12/16	L	at DET	0-0	0-0	0-0	0	0	0	0
12/24	W	CLE	1-1	0-0	0-0	0	0	0	1
12/31		at MIN							
Totals	1-1		13-10	0-0	0-0	1	0	0	2

*Denotes Game Started

JOHN TIMU'S CAREER STATISTICS

REGULAR SEASON

Year	Team	GP	GS	Tackles				Interceptions				Fumbles			Misc.			
				Tot	S	A	Sk	Yds	No	Yds	Lg	TD	PD	FF	FR	Yds	TFL	STT
2015	Chicago	7	3	25	22	3	0.0	0.0	0	0	-	0	0	0	2	0	1.0	0
2016	Chicago	11	4	21	15	6	0.0	0.0	0	0	-	0	1	0	0	0	3.0	2
2017	Chicago	10	2	13	10	3	0.0	0.0	0	0	-	0	1	0	0	0	2.0	1
NFL totals		28	9	59	47	12	0.0	0.0	0	0	-	0	2	0	2	0	6.0	3

SEASON / CAREER / PLAYOFF HIGHS

	2017	Career	Playoff
Tackles	4, vs. MIN (10/9)	9, twice	None
Solos	3, vs. MIN (10/9)	8, twice	None
Tackles For Loss	1, vs. MIN (10/9)	Same	None
Interceptions	None	None	None
Sacks	None	None	None



59 DANNY TREVATHAN

Ht: 6-1**Wt:** 239**Age:** 27**College:** Kentucky**Bears Season:** 2**NFL Season:** 6**Acquired:** Unrestricted free agent in 2016 (DEN)

LINEBACKER

PRO CAREER: Started 51-of-70 career games in six seasons with the Denver Broncos (2012-15) and the Chicago Bears (2016-17), producing 432 tackles, 6 sacks, 6 interceptions – including 1 returned for a touchdown – 26 pass breakups, 16 TFLs, 4 forced fumbles and 2 fumble recoveries ... led the Broncos in total tackles (275) over his four seasons with the team (2012-15) ... his 125 tackles in 2013 were the most by a Broncos defender since 2007 ... led the Broncos in tackles twice (125 in 2013 & 109 in 2015) ... appeared in seven postseason contests with six starts... collected 46 tackles, 1 pass breakup, 2 TFLs and 1 fumble recovery during the playoffs ... won Super Bowl 50 with the Broncos.

2017 SEASON: Started 11 games, recording 84 tackles, 3 sacks, 1 interception, 4 TFLs, 1 forced fumble, 1 fumble recovery and 5 pass breakups... Suspended for game 5... Inactive for Games 9-11.

PREVIOUS SEASONS: 2016: Appeared in 9 games (Games 1-2 & 5-11) with 8 starts (Games 1-2, 5-6 and 8-11) with the Bears, recording 73 tackles, 3 pass breakups, 1 sack and 1 TFL before going on injured reserve. **2015:** Started all 15 games he appeared in for the Super Bowl Champion Denver Broncos ... recorded a team-high 109 tackles, 2 interceptions, 1 interception return for touchdown, 6 pass breakups and 3 TFLs ... started all three of Denver's playoff games, posting a team-high 22 tackles with 1 pass breakup, 1 TFL and 2 fumble recoveries. **2014:** Finished the season with 11 tackles in 3 games (1 start) ... placed on injured reserve December 16 with a knee injury. **2013:** Started 16-of-16 contests for Denver, posting career highs in tackles (125), sacks (2), interceptions (3), pass breakups (10), TFLs (7), forced fumbles (3) and fumble recoveries (1) ... added 4 STTs ... 125 tackles led the Broncos ... appeared in 3 postseason contests, producing 24 tackles and 1 TFL ... made a game-high 12 tackles in Super Bowl XLVIII vs. Seattle (2/2). **2012:** Played in all 16 games for the Broncos as a rookie ... collected 30 tackles, 1 sack, 2 pass breakups and 1 TFL ... added 3 special teams tackles ... finished second among the team's rookies with 30 defensive stops ... saw action in one postseason contest.

2017 CHICAGO BEARS

Date	W/L	Opponent	Tkls-S	Sk-YL	INT-Yds	PD	FF	FR	TFL
9/10*	L	ATL	2-2	0-0	0-0	0	0	0	0
9/17*	L	at TB	4-3	0-0	0-0	1	0	0	0
9/24*	W	PIT	10-8	0-0	0-0	0	0	0	0
9/28*	L	at GB	13-6	0-0	0-0	0	0	0	0
10/9	L	MIN	SUSPENDED						
10/15*	W	at BAL	6-5	1-7	0-0	0	0	1	1
10/22*	W	CAR	4-3	1-7	1-8	2	0	0	1
10/29*	L	at NO	13-9	0-0	0-0	0	0	0	1
11/12	L	GB	INACTIVE						
11/19	L	DET	INACTIVE						
11/26	L	at PHI	INACTIVE						
12/3*	L	SF	11-10	0-0	0-0	0	0	0	1
12/10*	W	at CIN	10-4	0-0	0-0	1	0	0	0
12/16*	L	at DET	4-2	0-0	0-0	0	0	0	0
12/24*	W	CLE	7-5	0-0	0-0	1	1	0	0
12/31		at MIN							
Totals	5-6		84-57	2-14	1-8	5	1	1	4

*Denotes Game Started



DANNY TREVATHAN'S CAREER STATISTICS

REGULAR SEASON


Year	Team	GP	GS	Tackles					Interceptions					Fumbles			Misc.	
				Tot	S	A	Sk	Yds	No	Yds	Lg	TD	PD	FF	FR	Yds	TFL	STT
2012	Denver	16	0	30	21	9	1.0	0.0	0	0	-	0	2	0	0	0	1	3
2013	Denver	16	16	125	85	40	2.0	18.0	3	29	29	0	10	3	1	0	7	4
2014	Denver	3	1	11	9	2	0.0	0.0	0	0	-	0	0	0	0	0	0	0
2015	Denver	15	15	109	73	36	0.0	0.0	2	39	25t	1	6	0	0	0	3	0
2016	Chicago	9	8	73	49	24	1.0	7.0	0	0	-	0	3	0	0	0	1	0
2017	Chicago	11	11	84	57	27	2.0	14.0	1	8	8	0	5	1	1	0	4	0
Bears totals		20	19	157	106	51	3.0	21.0	1	8	8	0	8	1	1	0	5	0
NFL totals		70	51	432	294	138	6.0	39.0	6	74	29	1	26	4	2	0	16	7

POSTSEASON

Year	Team	GP	GS	Tackles					Interceptions					Fumbles			Misc.	
				Tot	S	A	Sk	Yds	No	Yds	Lg	TD	PD	FF	FR	Yds	TFL	STT
2012	Denver	1	0	0	0	0	0.0	0.0	0	0	-	0	0	0	0	0	0	0
2013	Denver	3	3	24	18	6	0.0	0.0	0	0	-	0	0	0	0	0	1	1
2015	Denver	3	3	22	16	6	0.0	0.0	0	0	-	0	1	0	2	0	1	0
NFL totals		7	6	46	34	12	0.0	0.0	0	0	-	0	1	0	2	0	2	1

SEASON / CAREER / PLAYOFF HIGHS

	2017	Career	Playoff
Tackles	13, twice	19, at IND (11/8/15)	12, vs. SEA (2/2/14)
Solos	10, vs. SF (12/3)	Same	8, twice
Tackles For Loss	1, four times	2, at HOU (12/22/13)	1, twice
Interceptions	1, vs. CAR (10/22)	1, six times	None
Sacks	1, twice	1, six times	None



10 MITCHELL TRUBISKY

Ht: 6-3
Age: 23

Wt: 222
College: North Carolina

Acquired: 1st round of the 2017 draft (2nd overall)

QUARTERBACK

COLLEGE CAREER: Started 13-of-34 career games for North Carolina, completing 386-of-572 passes (67.5 pct.) for 4,762 yards, 41 touchdowns and 10 interceptions in three seasons of action ... added 439 rushing yards on 120 attempts (3.7 avg) and 8 touchdowns ... as a junior, was a semifinalist for the Davey O'Brien and Maxwell Awards ... finished his career at North Carolina ranked 5th in passing touchdowns (41), 6th in passing yards (4,762) and 7th in total offense (5,201).

2017 SEASON: Active, but did not play in first four games ... made first career start on Monday Night Football (10/9) vs. MIN, becoming the first Bears rookie to start at QB since Kyle Orton in 2005 ... has completed 176-of-294 passes for 2,015 yards, 7 touchdowns and 7 interceptions ... Carried the ball 40 times for 246 yards (6.2 avg) and 2 touchdowns ... became the first Bears rookie QB to win their first road start since Craig Krenzel in 2004 (vs. BAL 10/15). Also was the second rookie quarterback to win a game in Baltimore since the franchise moved from Cleveland to Baltimore in 1996 ... completed 31 of 46 passes for 314 yards in Week 15 at Detroit -- all Bears rookie records ... also became the first Bears rookie QB to pass for 300+ yards in a game since Cade McNown threw for 301 yards in 1999 vs. Detroit... Set Bears franchise rookie passing record on 12/24 vs. CLE, eclipsing the 2,000 yard passing mark for the season.

JUNIOR: Started all 13 games in his first season as a starter for the Tar Heels ... set UNC single-season records for passing yards (3,748), passing touchdowns (30) and total offense (4,056) while completing 304-of-477 (68.0) passes on the year ... set the multi-game school record with 30 consecutive completions over two games (last 18 vs. JMU; first 12 vs. Pitt) ... also set the school record for most passing yards in consecutive games with 885 (432 vs. JMU; 453 vs. Pitt) ... added 308 rushing yards on 93 attempts (3.3 avg) and 5 touchdowns ... set career highs with 453 yards and 5 touchdowns with zero interceptions on 35-of-46 passing vs. Pitt ... threw for 280 yards and 2 touchdowns on 23-of-39 passing vs. Stanford in the Sun Bowl ... semifinalist for Davey O'Brien and Maxwell Awards ... finalist for Johnny Unitas Golden Arm Award.

PERSONAL: Named Mr. Football in the state of Ohio by the Associated Press ... honorable-mention Parade All-America ... member of the ESPN 300 team ... is the most prolific passer in the Greater Cleveland area, becoming the first to pass for more than 9,000 career yards and more than 4,000 yards as a senior ... rated the No. 1 dual-threat quarterback by 247sports.com and the No. 3 player in Ohio ... passed for 4,063 yards as a senior, including 1,593 in four playoff games ... team finished 12-2 and advanced to the state semifinals ... mentor was 30-8 during his three-years the quarterback ... among the top 10 passers in Ohio history with 9,126 yards and 92 touchdowns.

BEARS ROOKIE QB RECORDS WATCH

Attempts

368	Kyle Orton, 2005
294	Mitchell Trubisky, 2017
235	Cade McNown, 1999
210	Jim McMahon, 1982

Completions

190	Kyle Orton, 2005
176	Mitchell Trubisky, 2017
127	Cade McNown, 1999
120	Jim McMahon, 1982

Yards

2,015	Mitchell Trubisky, 2017
1,869	Kyle Orton, 2005
1,501	Jim McMahon, 1982
1,465	Cade McNown, 1999

Touchdown Passes

9	Kyle Orton, 2005
	Jim McMahon, 1982
8	Cade McNown, 1999
	Zeke Bratkowski, 1954
7	Mitchell Trubisky, 2017



CHICAGO BEARS BIOGRAPHIES

2017 CHICAGO BEARS

Date	W/L	Opp.	Att	Cmp	Yds	Pct.	TD	INT	Lg	Sk/Lst	Rtg
9/10	L	Atl									
9/27	L	at TB									
9/24	L	Pit									
9/28	L	at GB									
10/9*	L	Min	25	12	128	48.0	1	1	20t	1/7	60.1
10/15*	W	at Bal	16	8	113	50.0	1	0	27t	4/23	94.0
10/22*	W	Car	7	4	107	57.1	0	0	70	4/22	101.8
10/29*	L	at NO	32	14	164	43.8	0	1	45	2/14	46.9
11/12*	L	GB	35	21	297	60.0	1	0	46	5/29	97.0
11/19*	L	Det	30	18	179	60.0	1	0	22	1/3	88.1
11/26*	L	at Phi	33	17	147	51.5	0	2	19	2/13	38.3
12/3*	L	SF	15	12	102	80.0	1	0	21	2/17	117.2
12/10*	W	at Cin	32	25	271	78.1	1	0	36	2/21	112.4
12/16*	L	at Det	46	31	314	67.4	1	3	22	2/8	66.8
12/24*	W	Cle	23	14	193	60.9	0	0	40	5/39	87.8
12/31		at Min									
Totals	4-7		294	176	2,015	59.9	7	7	70	30/189	78.5

MITCHELL TRUBISKY'S NFL STATISTICS

REGULAR SEASON

Year	Team	GP-GS	Att	Cmp	Pct	Yds	Yds/Att	TD	Int	Lg	Sk-Yds	Rating
2017	Chicago	11-11	294	176	59.9	2,015	6.9	7	7	70	30-189	78.5

Record as Starter: 4-7 (.364) - 2017 (3-7).

ADDITIONAL STATS: Fumbles-Lost -- (10-3): 2017 (10-3). Two point conversions-- 1 (rushing).

Year	Team	Rush	Yds	Avg	Lg	TD
2017	Chicago	40	246	6.2	46	2


SEASON / CAREER / PLAYOFF HIGHS

	2017	Career	Playoff
Attempts	46, at DET (12/16)	Same	None
Completions	31, at DET (12/16)	Same	None
Passing Yards	314, at DET (12/16)	Same	None
TD Passes	1, seven times	Same	None
Interceptions	3, at DET (12/16)	Same	None
Longest Completion	70, vs. CAR (10/22)	Same	None
Rushing Attempts	7, vs. CLE (12/24)	Same	None
Rushing Yards	53, twice	Same	None
Rushing TDs	1, twice	Same	None

MITCHELL TRUBISKY'S COLLEGE STATISTICS

Year	Team	GP-GS	Att	Cmp	Pct	Yds	Yds/Att	TD	Int	Lg
2014	North Carolina	12-0	78	42	53.8	459	5.9	5	4	39
2015	North Carolina	9-0	47	40	85.1	555	11.8	6	0	64
2016	North Carolina	13-13	447	304	68.0	3,748	8.4	30	6	75
Totals		34-13	572	386	67.5	4,762	8.3	41	10	75

Year	Team	Rush	Yds	Avg	Lg	TD
2014	North Carolina	11	30	2.7	16	0
2015	North Carolina	16	101	6.3	35	3
2016	North Carolina	93	308	3.3	39	5
Totals		120	439	3.7	39	8



98 MITCH UNREIN

Ht: 6-4 **Wt:** 299
Age: 30 **College:** Wyoming
Bears Season: 2 **NFL Season:** 7
Acquired: Waived free agent in 2015 (SD)

DEFENSIVE LINE

PRO CAREER: Appeared in 95 games with 25 starts over seven seasons with the Denver Broncos (2011-14), San Diego Chargers (2015) and Chicago Bears (2015-17), recording 143 tackles, 6 TFLs, 3.5 sacks and 1 fumble recovery ... saw action in six postseason contests with Denver, recording 6 tackles and 1 TFL.

2017 SEASON: Appeared in 12 games (nine starts), recording 32 tackles. 2.5 sacks and 3 TFLs before being placed on Injured Reserve on 12/5.

2017 CHICAGO BEARS

Date	W/L	Opponent	Tkls-S	Sk-YL	INT-Yds	PD	FF	FR	TFL
9/10	L	ATL	3-1	0-0	0-0	0	0	0	0
9/17*	L	at TB	4-3	0-0	0-0	0	0	0	1
9/24*	W	PIT	1-1	0-0	0-0	0	0	0	0
9/28	L	at GB	2-0	0-0	0-0	0	0	0	0
10/9	L	MIN	3-3	0-0	0-0	0	0	0	0
10/15*	W	at BAL	2-2	0-0	0-0	0	0	0	0
10/22*	W	CAR	3-2	0.5-0.5	0-0	0	0	0	0
10/29*	L	at NO	3-3	1-5	0-0	0	0	0	0
11/12*	L	GB	2-2	0-0	0-0	0	0	0	0
11/19*	L	DET	5-4	1-1	0-0	0	0	0	2
11/26*	L	at PHI	3-2	0-0	0-0	0	0	0	0
12/3*	L	SF	1-1	0-0	0-0	0	0	0	0
12/10	W	at CIN			INJURED RESERVE				
12/16	L	at DET			INJURED RESERVE				
12/24	W	CLE			INJURED RESERVE				
12/31		at MIN							
Totals	3-6		32-24	2.5-6.5	0-0	0	0	0	3

*Denotes Game Started

MITCH UNREIN'S NFL STATISTICS

REGULAR SEASON

Year	Team	GP	GS	Tackles					Interceptions					Fumbles			Misc.			
				Tot	S	A	Sk	Yds	No	Yds	Lg	TD	PD	FF	FR	Yds	TFL	STT		
2011	Denver	14	0	7	5	2	0.0	0.0	0	0	-	0	0	0	0	0	0	0	0	1
2012	Denver	16	2	20	12	8	0.0	0.0	0	0	-	0	0	0	0	1	n/a	0	0	0
2013	Denver	16	1	20	15	5	0.0	0.0	0	0	-	0	0	0	0	0	0	0	1	0
2014	Denver	8	0	1	1	0	0.0	0.0	0	0	-	0	0	0	0	0	0	0	0	0
2015	TOTAL	16	4	33	20	13	1.0	6.0	0	0	-	0	0	0	0	0	0	0	2	0
2016	Chicago	13	9	33	17	16	1.0	3.0	0	0	-	0	0	0	0	0	0	0	1	0
2017	Chicago	12	9	32	24	8	2.5	6.5	0	0	-	0	0	0	0	0	0	0	2	0
Bears totals		25	18	65	41	24	3.5	9.5	0	0	-	0	0	0	0	0	0	0	3	0
NFL totals		95	25	146	94	52	4.5	15.5	0	0	-	0	0	0	0	1	0	6	0	1

POSTSEASON

Year	Team	GP	GS	Tackles					Interceptions					Fumbles			Misc.			
				Tot	S	A	Sk	Yds	No	Yds	Lg	TD	PD	FF	FR	Yds	TFL	STT		
2011	Denver	2	0	1	0	1	0	0	0	0	-	0	0	0	0	0	0	0	0	0
2012	Denver	1	0	3	1	2	0	0	0	0	-	0	0	0	0	0	0	0	0	0
2013	Denver	3	0	2	1	1	0	0	0	0	-	0	0	0	0	0	0	0	1	0
NFL Totals		6	0	6	2	4	0	0	0	0	-	0	0	0	0	0	0	0	1	0

SEASON / CAREER / PLAYOFF HIGHS

	2017	Career	Playoff
Tackles	5, vs. DET (11/19)	5, three times	3, vs. BAL (1/12/13)
Solos	4, vs. DET (11/19)	4, twice	1, twice
Sacks	1, twice	1, four times	None
Sack Yards	5, at NO (10/29)	6, vs. WAS (12/13/15)	None



12 MARKUS WHEATON

Ht: 5-11**Wt:** 189**Age:** 26**College:** Oregon State**Bears Season:** 1**NFL Season:** 5**Acquired:** Unrestricted free agent in 2017 (PIT)

WIDE RECEIVER

PRO CAREER: Owns 110 receptions for 1,559 yards (14.2 avg) and 8 touchdowns in 56 games (22 starts) over four NFL seasons with the Pittsburgh Steelers (2013-16) ... set career-highs in receptions (53) in 2014 and receiving yards (749) and touchdowns (5) in 2015.

2017 SEASON: Appeared in 11 games as a reserve catching 3 passes for 51 yards (17.0 avg)...Inactive for Games 1 -2 & and 6-8.

PREVIOUS SEASONS: 2016: Was limited to four receptions for 51 yards (12.8 avg) and one touchdown in three games (two starts) due to injury with the Pittsburgh Steelers. **2015:** Appeared in 16 games (8 starts) for the Steelers, recording 44 receptions for a career-high 749 yards (17.0 avg) ... also caught a career-high five touchdowns, good for third best on the team. **2014:** Played in 16 games (11 starts) for the Steelers recording a career-high 53 receptions for 644 yards (12.2 avg) and two TDs ... finished fourth on the team in yards and receptions. **2013:** Caught six passes for 64 yards (5.3 avg) as a rookie for the Steelers.

2017 CHICAGO BEARS

Date	W/L	Opp.	Rec	Yds	Avg	Long	TD
9/10	L	ATL			INACTIVE		
9/17	L	at TB			INACTIVE		
9/24	W	PIT	0	0	0.0	-	0
9/28	L	at GB	0	0	0.0	-	0
10/9	L	MIN	1	9	9.0	9	0
10/15	W	at BAL			INACTIVE		
10/22	W	CAR			INACTIVE		
10/29	L	at NO			INACTIVE		
11/12	L	GB	0	0	0.0	-	0
11/19	L	DET	0	0	0.0	-	0
11/26	L	at PHI	0	0	0.0	-	0
12/3	L	SF	0	0	0.0	-	0
12/10	W	at CIN	0	0	0.0	-	0
12/16	L	at DET	2	42	21.0	22	0
12/24	W	CLE	0	0	0.0	-	0
12/31		at MIN					
Totals	0-0		3	51	17.0	22	0


MARKUS WHEATON'S NFL STATISTICS

REGULAR SEASON

Year	Team	GP-GS	Rec	Yds	Avg	Lg	TD	Rush	Yds	Avg	Lg	TD	STT
2013	Pittsburgh	12-1	6	64	10.7	21	0	0	0	0.0	-	0	0
2014	Pittsburgh	16-11	53	644	12.2	47t	2	4	19	4.8	12	0	0
2015	Pittsburgh	16-8	44	749	17.0	72t	5	0	0	0.0	-	0	0
2016	Pittsburgh	3-2	4	51	12.8	30t	1	0	0	0.0	-	0	0
2017	Chicago	10-0	3	41	17.0	-	0	0	0	0.0	-	0	0
NFL totals		57-22	110	1,559	14.2	72t	8	4	19	4.8	12	0	0

SEASON / CAREER / PLAYOFF HIGHS

	2017	Career	Playoff
Receptions.....	2, at DET (12/16)	9, at SEA (11/29/15)	None
Receiving Yards.....	42, at DET (12/16)	201, at SEA (11/29/15)	None
Longest Reception.....	22, at DET (12/16)	72t, at SD (10/12/15)	None
Receiving TDs.....	None	1, eight times	None



11 KEVIN WHITE

Ht: 6-3

Age: 25

Bears Season: 3

Acquired: 1st round of the 2015 draft (7th overall)

Wt: 216

College: West Virginia

NFL Season: 3

WIDE RECEIVER

PRO CAREER: Started five games in three NFL seasons, catching 21 passes for 193 yards (9.2 avg) ... rushed one time for 9 yards ... spent rookie season on the PUP list.

2017 SEASON: Placed on IR after sustaining an injury in Week one vs. Atlanta ... started in Game 1, catching two passes for six yards.

PREVIOUS SEASONS: 2016: Started the first four games of the season before being placed on Injured Reserve, tallying 19 receptions for 187 yards (9.8 avg) ... rushed once for 9 yards (9.0 avg). **2015:** Spent entire rookie season on the PUP list.

2017 CHICAGO BEARS

Date	W/L	Opp.	Rec	Yds	Avg	Long	TD	
9/10*	L	ATL	2	6	3.0	6	0	
9/17	L	at TB	INJURED RESERVE					
9/24	W	PIT	INJURED RESERVE					
9/28	L	at GB	INJURED RESERVE					
10/9	L	MIN	INJURED RESERVE					
10/15	W	at BAL	INJURED RESERVE					
10/22	W	CAR	INJURED RESERVE					
10/29	L	at NO	INJURED RESERVE					
11/12	L	GB	INJURED RESERVE					
11/19	L	DET	INJURED RESERVE					
11/26	L	at PHI	INJURED RESERVE					
12/3	L	SF	INJURED RESERVE					
12/10	W	at CIN	INJURED RESERVE					
12/16	L	at DET	INJURED RESERVE					
12/24	W	CLE	INJURED RESERVE					
12/31		at MIN						
Totals	0-1		2	6	3.0	-	0	

KEVIN WHITE'S NFL STATISTICS

REGULAR SEASON

Year	Team	GP-GS	Rec	Yds	Avg	Lg	TD	Rush	Yds	Avg	Lg	TD	STT
2016	Chicago	4-4	19	187	9.8	32	0	1	9	9.0	9	0	0
2017	Chicago	1-1	2	6	3.0	6	0	0	0	0.0	-	0	0
Totals		5-5	21	193	9.2	32	0	1	9	9.0	0	0	0

SEASON / CAREER / PLAYOFF HIGHS

	2017	Career	Playoff
Receptions.....	2, vs. ATL (9/10)	6, twice	None
Receiving Yards.....	6, vs. ATL (9/10)	62, at DAL (9/25)	None
Longest Reception.....	6, vs. ATL (9/10)	32, at DAL (9/25)	None
Receiving TDs.....	None	None	None



65 CODY WHITEHAIR

Ht: 6-4**Age:** 25**Bears Season:** 2**Acquired:** 2nd round of the 2016 NFL draft (56th overall)**Wt:** 310**College:** Kansas State**NFL Season:** 2

OFFENSIVE LINE

PRO CAREER: Enters second NFL season and has started all 31 games for the Chicago Bears ... paved the way for rookie Jordan Howard to 1,313 rushing yards (2nd in NFL) ... helped the Bears to the third most passing yards (gross and net) in franchise history.

2017 SEASON: Started 15 games; 11 at C, 1 at LG, 2 at RG.

HONORS AND AWARDS: 2016: PFWA All-Rookie Team

2016 SEASON: Started all 16 games as a rookie for the Chicago Bears ... paved the way for rookie Jordan Howard to 1,313 rushing yards (2nd in NFL) ... helped the Bears to the third most passing yards (gross and net) in franchise history.

CODY WHITEHAIR'S NFL STATISTICS

REGULAR SEASON**GAMES PLAYED-STARTED - 31-31:** 2016 CHI (16-16); 2017 CHI (15-15).



13 KENDALL WRIGHT

Ht: 5-10**Wt:** 191**Age:** 28**College:** Baylor**Bears Season:** 1**NFL Season:** 6**Acquired:** Unrestricted free agent in 2017 (TEN)

WIDE RECEIVER

PRO CAREER: In his sixth NFL season, has appeared in 81 games (45 starts) hauling in 334 receptions for 3,829 yards (11.5 avg) and 19 touchdowns with the Tennessee Titans (2012-16) and Chicago Bears (2017)... Carried the ball 11 times for 90 yards (8.2 avg)... Made his NFL debut September 9, 2012 vs. New England... Recorded his first 1,000 yard receiving season in 2013 under Bears offensive coordinator Dowell Loggains... Tallied 5 career 100+ yard receiving games in his NFL career... Set career-high in yards (1,079) and receptions (94) in 2013.

2017 SEASON: Played in 15 games (four starts), catching 54 passes for 585 yards (10.8 avg) and 1 touchdown.

PREVIOUS SEASONS: 2016: Played 11 games with 4 starts, recording 29 receptions for 416 yards (14.3 avg) and 3 touchdowns ... 48-yard touchdown reception vs. Cleveland (10/16) was the second longest of his career. **2015:** Appeared in 10 contests with 9 starts, hauling in 36 passes for 408 yards (11.3 avg) and 3 touchdowns ... his 52-yard touchdown reception at Tampa Bay (9/13) was the longest of his career. **2014:** Appeared in 14 contests with 11 starts hauling in 57 passes for 715 yards (12.5 avg) and 6 touchdowns. **2013:** Played in all 16 games with 12 starts ... tallied 94 receptions for 1,079 yards (11.5 avg), both career-highs. **2012:** Played in 15 games with five starts as a rookie, hauling in 64 passes for 626 yards (9.8 avg) and 4 touchdowns.

2017 CHICAGO BEARS

Date	W/L	Opp.	Rec	Yds	Avg	Long	TD
9/10	L	ATL	3	34	11.3	16	0
9/17	L	at TB	7	69	9.9	18	0
9/24	W	PIT	0	0	0.0	-	0
9/28*	L	at GB	4	51	12.8	22	1
10/9	L	MIN	4	46	11.5	13	0
10/15	W	at BAL	2	36	18.0	18	0
10/22	W	CAR	0	0	0.0	-	0
10/29	L	at NO	2	23	11.5	13	0
11/12	L	GB	5	46	9.2	12	0
11/19*	L	DET	2	25	12.5	13	0
11/26	L	at PHI	2	15	7.5	9	0
12/3	L	SF	2	25	12.5	14	0
12/10*	W	at CIN	10	107	10.7	18	0
12/16*	L	at DET	7	81	11.6	19	0
12/24	W	CLE	4	27	6.8	11	0
12/31		at MIN					
Totals 1-3			54	585	10.8	22	1

KENDALL WRIGHT'S NFL STATISTICS

REGULAR SEASON

Year	Team	GP-GS	Rec	Yds	Avg	Lg	TD	Rush	Yds	Avg	Lg	TD
2012	Tennessee	15-5	64	626	9.8	38	4	1	4	4.0	4	0
2013	Tennessee	16-12	94	1,079	11.5	45	2	0	0	-	-	0
2014	Tennessee	14-11	57	715	12.5	48	6	4	54	13.5	38	0
2015	Tennessee	10-9	36	408	11.3	52t	3	5	17	3.4	13	0
2016	Tennessee	11-4	29	416	14.3	48t	3	1	15	15.0	15	0
2017	Chicago	15-4	54	585	11.2	22	1	0	0	0.0	-	0
NFL totals		81-45	334	3,829	11.5	52t	19	11	90	8.2	38	0

SEASON / CAREER / PLAYOFF HIGHS

	2017	Career	Playoff
Receptions.....	10, at CIN (12/10)	12, vs. ARI (12/15/13)	None
Receiving Yards.....	107, at CIN (12/10)	150, vs. ARI (12/15/13)	None
Longest Reception.....	22, at GB (9/28)	52t, at TB (9/13/15)	None
Receiving TDs.....	1, at GB (9/28)	2, vs. CLE (10/5/14)	None



97 WILLIE YOUNG

Ht: 6-4 **Wt:** 258
Age: 32 **College:** North Carolina State
Bears Season: 4 **NFL Season:** 8
Acquired: Unrestricted free agent in 2014 (DET)

LINEBACKER

PRO CAREER: Enters eighth NFL season, recording 240 tackles, 32 sacks, 1 interception, 15 pass breakups, 31 TFLs, 2 forced fumble and 2 fumble recoveries in 96 career games, including 45 starts, with the Detroit Lions (2010-13) and Chicago Bears (2014-17)... Has recorded 24 sacks in his three seasons as a Bear after recording only 6 during his four seasons in Detroit (2010-13)... 24 sacks over the past three seasons leads the Bears... 10 sacks in 2014 were second most by a Bears player in their first season with the team since sacks became an official stat in 1982 behind Mark Anderson's 12 in 2006... Set a career-high for sacks in a game with 3 at IND (10/9/17).

2017 SEASON: Appeared in four games (two starts), recording 7 tackles, 2 sacks and 2 TFLs. Inactive for game 5... Placed on Injured Reserve on October 10 with a triceps injury.

PREVIOUS SEASONS: 2016: Appeared in 16 games with 12 starts (Games 1-2 & 7-16) recording 59 tackles, 7.5 sacks, 3 TFLs, 2 pass breakups and 1 forced fumble... 7.5 sacks led the team... Recorded a career-high 3 sacks at IND (10/9). **2015:** Appeared in 15 contests (Games 1-2 & 4-16) including 8 starts (Games 5-6, 8-9, 11, 13 & 15-16), collecting 47 tackles, 6.5 sacks (second on the team), 1 interception, 12 TFLs (team-high) and 3 pass breakups... Made first career interception in Game 9 at St. Louis... Became 1-of-3 Bears players with a sack in 5- straight games (Games 9-14) along with Brian Urlacher (2000) and Steve McMichael (1983 & 1991) since sacks became an official NFL statistic in 1982... Inactive Game 3. **2014:** Saw action in 15 games with 8 starts ... made 55 tackles - including 10 sacks and 3 TFLs - his first career forced fumble, 3 pass breakups and 13 QB pressures... His 10 sacks were tied for 15th in the NFL and led the Bears... Had 6 sacks total in the previous 4 NFL seasons (2010-13) with Detroit entering 2014... Finished 2nd in tackles (55), tied for 2nd in PBUs (3), and 3rd in TFLs (3) amongst Bears defensive linemen... Also blocked a field goal on special teams (Week 4 vs. Green Bay)... Placed on injured reserve on December 23 due to an Achilles injury, causing him to miss the season finale. **2013:** Started 15-of-16 games collecting, 47 tackles, 3 sacks, 5 PBUs, 7 TFLs and 2 FRs. Set career-highs in tackles, PBUs, TFLs, and FRs, and tied his career-high in sacks... His 5 PBUs ranked tied for 8th in the NFL amongst defensive linemen. **2012:** Appeared in 16 contests collecting 11 tackles, 1 PBU and 1 TFL. **2011:** In 14 games, notched 14 tackles, 3 sacks, 1 PBU and 3 TFLs.

2017 CHICAGO BEARS

Date	W/L	Opponent	Tkls-S	Sk-YL	INT-Yds	PD	FF	FR	TFL
9/10*	L	ATL	1-1	0-0	0-0	0	0	0	0
9/17	L	at TB	2-2	1-5	0-0	0	0	0	1
9/24	W	PIT	2-1	1-8	0-0	0	0	0	1
9/28*	L	at GB	2-0	0-0	0-0	0	0	0	0
10/9	L	MIN							
10/15	W	at BAL							
10/22	W	CAR							
10/29	L	at NO							
11/12	L	GB							
11/19	L	DET							
11/26	L	at PHI							
12/3	L	SF							
12/10	W	at CIN							
12/16	L	at DET							
12/24	W	CLE							
12/31		at MIN							
Totals	0-2		7-4	2-13	0-0	0	0	0	2

*Denotes Game Started



WILLIE YOUNG'S NFL STATISTICS

REGULAR SEASON

Year	Team	GP	GS	Tackles				Interceptions				Fumbles			Misc.				
				Tot	S	A	Sk	Yds	No	Yds	Lg	TD	PD	FF	FR	Yds	TFL	STT	
2010	Detroit	2	0	0	0	0	0.0	0.0	0	0	-	0	0	0	0	0	0	0.0	0
2011	Detroit	14	0	14	9	5	3.0	19.0	0	0	-	0	1	0	0	0	3.0	0	
2012	Detroit	16	0	11	7	4	0.0	0.0	0	0	-	0	1	0	0	0	1.0	0	
2013	Detroit	16	15	47	29	18	3.0	20.0	0	0	-	0	5	0	2	0	7.0	0	
2014	Chicago	15	8	55	36	19	10.0	65.0	0	0	-	0	3	1	0	0	3.0	0	
2015	Chicago	15	8	47	31	16	6.5	50.0	1	39	39	0	3	0	0	0	12.0	0	
2016	Chicago	16	12	59	36	23	7.5	43.0	0	0	-	0	2	1	0	0	3.0	0	
2017	Chicago	4	3	7	4	3	2.0	13.0	0	0	-	0	0	0	0	0	2.0	0	
Bears totals		50	31	168	107	61	26	171.0	1	39	39	0	8	2	0	0	20.0	0	
NFL totals		98	46	240	152	88	32	210.0	1	39	39	0	15	2	2	0	31.0	0	

POSTSEASON

Year	Team	GP	GS	Tackles				Interceptions				Fumbles			Misc.			
				Tot	S	A	Sk	Yds	No	Yds	Lg	TD	PD	FF	FR	Yds	TFL	STT
2011	Detroit	1	0	2	1	1	1.0	1.0	0	0	-	0	0	1	0	0	0	0

SEASON / CAREER / PLAYOFF HIGHS

	2017	Career	Playoff
Tackles	2, three times	8, three times.....	2, at NO (1/7/12)
Solos	1, twice	7, vs. PHI (9/19)	1, at NO (1/7/12)
Sacks	1, twice	3, at IND (10/9).....	1, at NO (1/7/12)