

MONDAY, DEC. 25, 2017 • LINCOLN FINANCIAL FIELD

PHILADELPHIA EAGLES GAME NOTES

PHILADELPHIA EAGLES GAME NOTES



PHILADELPHIA EAGLES vs. OAKLAND RAIDERS

Monday, Dec. 25, 2017 • 8:30 p.m. ET (ESPN) • Lincoln Financial Field



SERIES HISTORY

- Philadelphia owns a 6-6 all-time record vs. Oakland (including **Super Bowl XV** following the 1980 season) in a series that dates back to 1971. The Eagles have **won 2 of their last 3 games against the Raiders** since 2005.

LAST 5 GAMES vs. OAKLAND (SINCE 1995)

Date	Location	Result
11-03-13	Oakland	W, 49-20
10-18-09	Oakland	L, 9-13
09-25-05	Philadelphia	W, 23-20
10-28-01	Philadelphia	L, 10-20
09-24-95	Oakland	L, 17-48

- Philadelphia has posted a **4-2 all-time record at home vs. Oakland**. The Eagles have **won 4 of their last 5 home games against the Raiders**, including a **1-0 mark at Lincoln Financial Field**.

ALL-TIME HOME GAMES vs. OAKLAND (SINCE 1976)

Date	Result
09-25-05	W, 23-20
10-28-01	L, 10-20
11-08-92	W, 31-10
10-22-89	W, 10-7
11-23-80	W, 10-7
11-21-76	L, 7-26

NOTES TO KNOW

- Philadelphia owns the **best record (12-2) in the NFL** this season. The Eagles have started **12-2 or better for just the second time in franchise history**, having previously done so in 2004 (13-1).
- In Week 14 at L.A. Rams, Philadelphia clinched its **10th NFC East title and 25th all-time postseason appearance**. The last time the Eagles clinched the division crown in Week 14 or earlier was in 2004 (clinched in Week 12).

All-Time NFC East Titles

2017 • 2013 • 2010 • 2006 • 2004 •
2003 • 2002 • 2001 • 1988 • 1980

All-Time Postseason Appearances

2017 • 2013 • 2010 • 2009 • 2008 • 2006 • 2004 • 2003 •
2002 • 2001 • 2000 • 1996 • 1995 • 1992 • 1990 •
1989 • 1988 • 1981 • 1980 • 1979 • 1978 •
1960 • 1949 • 1948 • 1947

- In Week 15 at N.Y. Giants, Philadelphia secured a **first-round bye in the playoffs**, marking just the sixth instance since 1970 that they accomplished the feat.

First-Round Postseason Byes (Since 1970)

2017 • 2004 • 2003 • 2002 • 1988 • 1980

2017 SCHEDULE & RESULTS

PRESEASON (2-2)

Thurs. Aug. 10	at Green Bay	L, 9-24
Thurs. Aug. 17	BUFFALO	W, 20-16
Thurs. Aug. 24	MIAMI	W, 38-31
Thurs. Aug. 31	at N.Y. Jets	L, 10-16

REGULAR SEASON (12-2)

Sun. Sept. 10	at Washington	W, 30-17
Sun. Sept. 17	at Kansas City	L, 20-27
Sun. Sept. 24	N.Y. GIANTS	W, 27-24
Sun. Oct. 1	at L.A. Chargers	W, 26-24
Sun. Oct. 8	ARIZONA	W, 34-7
Thurs. Oct. 12	at Carolina	W, 28-23
Mon. Oct. 23	WASHINGTON	W, 34-24
Sun. Oct. 29	SAN FRANCISCO	W, 33-10
Sun. Nov. 5	DENVER	W, 51-23
Sun. Nov. 19	at Dallas	W, 37-9
Sun. Nov. 26	CHICAGO	W, 31-3
Sun. Dec. 3	at Seattle	L, 10-24
Sun. Dec. 10	at L.A. Rams	W, 43-35
Sun. Dec. 17	at N.Y. Giants	W, 34-29
Mon. Dec. 25	OAKLAND	8:30 p.m. (ESPN)
Sun. Dec. 31	DALLAS	1:00 p.m. (FOX)

POSTSEASON

AFC and NFC Wild Card Playoffs.....January 6-7
AFC and NFC Divisional Playoffs.....January 13-14
AFC and NFC Championship Games.....January 21
Pro Bowl (Orlando, FL) (ESPN).....January 28
Super Bowl LII (Minneapolis, MN) (NBC).....February 4

ON THE CALL

TELEVISION

ESPN will broadcast Monday night's game. **Sean McDonough** will handle the play-by-play duties and **Jon Gruden** will provide analysis. **Lisa Salters** will report from the sidelines.

EAGLES RADIO

Calling the game on **94 WIP** and the **Eagles Radio Network** will be **Merrill Reese**, the NFL's longest-tenured play-by-play announcer (41st season). Joining Reese in the booth will be former Eagles All-Pro wide receiver **Mike Quick**. **Howard Eskin** will report from the sidelines.

NATIONAL RADIO

Ian Eagle (play-by-play) and **Boomer Esiason** (analyst) will call the game for **Westwood One's** broadcast. **Scott Kaplan** will report from the sidelines.

SPANISH RADIO

Rickie Ricardo, **Gus Salazar** and **Maria Berral** will handle the broadcast in Spanish on **La Mega 105.7 FM** and the **Eagles Spanish Radio Network**.

PHILADELPHIA EAGLES GAME NOTES



NFC PLAYOFF PICTURE

Seed	Team	Division	Record
1	Philadelphia Eagles ^{XYZ}	East	12-2
2	Minnesota Vikings ^{XY}	North	11-3
3	Los Angeles Rams	West	10-4
4	New Orleans Saints	South	10-4
5	Carolina Panthers	South	10-4
6	Atlanta Falcons	South	9-5

[X] - Clinched Playoff Berth [Y] - Clinched Division Title [Z] - Clinched Bye

NFC EAST STANDINGS

Team	W-L	W%	PF	PA	Home	Away	Conf	Div
Eagles ^{XYZ}	12-2	.857	438	279	6-0	6-2	10-1	5-0
Cowboys	8-6	.571	336	311	3-4	5-2	6-4	4-1
Redskins	6-8	.429	305	359	4-3	2-5	5-6	1-4
Giants	2-12	.143	228	355	1-6	1-6	0-10	0-5

[X] - Clinched Playoff Berth [Y] - Clinched Division Title [Z] - Clinched Bye

2017 RANKINGS

OFFENSE

Category	RAIDERS		EAGLES	
	Stats	Rk	Stats	Rk
Total Offense	326.8	19	386.9	3
Rush Offense	93.7	25	140.5	2
Pass Offense	233.1	16	246.4	8
Points Per Game	20.1	22	31.3	1t
3rd-Down Off. %	41.7	7	45.4	2
4th-Down Off. %	42.1	20	68.2	3
Red Zone Off. (TD%)	64.5	2	67.3	1

DEFENSE

Category	RAIDERS		EAGLES	
	Stats	Rk	Stats	Rk
Total Defense	349.3	21	309.2	6
Rush Defense	110.7	15	71.5	1
Pass Defense	238.6	23	237.7	22
Points Per Game	23.1	19	19.9	8
3rd-Down Def. %	42.6	27	32.8	4
4th-Down Def. %	71.4	30	26.7	4
Red Zone Def. (TD%)	50.0	10t	58.3	22

TEAM

Category	RAIDERS		EAGLES	
	Stats	Rk	Stats	Rk
Turnover Diff.	(-9)	27t	(+9)	4
Penalties/Game	7.2	23t	7.2	23t
Penalty Yards/Game	62.4	24	60.9	22

MAKING A POINT

- Philadelphia is **tied with L.A. Rams for the NFL-lead with 31.3 points per game**. Only twice before have the Eagles finished the season averaging 30+ points per game: 1948 (31.3) and 1949 (30.3).
- Philadelphia's **438 points this season are the club's 4th-most in franchise history**, trailing only 2014 (474), 2013 (442) and 2010 (439). The Eagles have also registered a **team-record 12 games with 25+ points** in 2017.

2017 TEAM LEADERS

PASSING YARDS (TDs/INTs)

Carson Wentz 3,296 (33/7)	Derek Carr 3,113 (20/10)
Nick Foles 335 (4/0)	E.J. Manuel 265 (1/1)

RUSHING YARDS (TDs)

LeGarrette Blount 717 (2)	Marshawn Lynch 695 (7)
Jay Ajayi 356 (1)	Jalen Richard 233 (1)
Corey Clement 307 (4)	D. Washington 153 (2)
Carson Wentz 299 (0)	C. Patterson 121 (2)

RECEIVING YARDS (TDs)

Alshon Jeffery 781 (9)	Jared Cook 638 (2)
Nelson Agholor 722 (8)	Michael Crabtree 601 (8)
Zach Ertz 719 (8)	Amari Cooper 499 (5)
Torrey Smith 425 (2)	Seth Roberts 384 (1)
Trey Burton 239 (5)	C. Patterson 298 (0)

POINTS

Jake Elliott 110	Giorgio Tavecchio 73
Alshon Jeffery 60	Michael Crabtree 52
Nelson Agholor 54	Marshawn Lynch 42

INTERCEPTIONS (YARDS)

Rodney McLeod 3 (67)	Sean Smith 2 (8)
Jalen Mills 3 (53)	Navorro Bowman 1 (0)
Patrick Robinson 3 (17)	Karl Joseph 1 (-1)

SACKS (YARDS)

Brandon Graham 9.5 (-67.5)	Khalil Mack 10.5 (-75.5)
Fletcher Cox 5.5 (-40.5)	Bruce Irvin 7.5 (-27)
Derek Barnett 5.0 (-49.5)	Denico Autry 4.0 (-27.5)

GROSS PUNTING (NET)

Donnie Jones 46.2 (40.8)	Marquette King 48.0 (43.0)
--------------------------------	----------------------------------

FIELD GOALS (%)

Jake Elliott 24 (85.7%)	G. Tavecchio 14 (77.8%)
-------------------------------	-------------------------------

PUNT RETURN YARDS (AVG.)

Kenjon Barner 211 (10.0)	Jalen Richard 135 (5.6)
--------------------------------	-------------------------------

KICKOFF RETURN YARDS (AVG.)

Kenjon Barner 176 (19.6)	C. Patterson 509 (28.3)
--------------------------------	-------------------------------

KEY TEAM NOTES

- Philadelphia (37-1,967) is just the **second team in NFL history to record 37+ passing TDs and 1,900+ rushing yards through 14 games**, joining the 1987 49ers (39-2,088).
- The Eagles (1,967-1,001) have totaled **1,900+ rushing yards and allowed less than 1,100 rushing yards through 14 games** for the first time since 1990 (2,204-1,022). The last NFL teams to accomplish that feat were the Vikings (2,067-997) and Ravens (1,984-1,092) in 2008.
- Alshon Jeffery (9), Zach Ertz (8) and Nelson Agholor (8)** are the first trio in Eagles history to each record 8+ receiving TDs in the same season. ... 37.8% (14 of 37) of Philadelphia's passing TDs have gone to tight ends this season.

2017 OAKLAND RAIDERS STATS




OAKLAND RAIDERS / WEEK 15 / THROUGH MONDAY, DECEMBER 18, 2017

WON 6, LOST 8				* RUSHING		No.	Yds	Avg	Long	TD				
09/10	W 26-16	at Tennessee	69,089	Lynch	163	695	4.3	51t	7					
09/17	W 45-20	N.Y. Jets	54,729	Richard	52	233	4.5	52t	1					
09/24	L 10-27	at Washington	77,123	Washington	54	153	2.8	11	2					
10/01	L 10-16	at Denver	76,909	Patterson	13	121	9.3	47t	2					
10/08	L 17-30	Baltimore	54,980	Carr	18	62	3.4	32	0					
10/15	L 16-17	L.A. Chargers	54,685	Olawale	9	43	4.8	11	1					
10/19	W 31-30	Kansas City	55,090	Manuel	2	15	7.5	10	0					
10/29	L 14-34	at Buffalo	69,599	Cooper	1	4	4.0	4	0					
11/05	W 27-24	at Miami	65,139	King	2	-14	-7.0	-3	0					
11/19	L 8-33	New England	77,357	TEAM	314	1312	4.2	52t	13					
11/26	W 21-14	Denver	54,994	OPPONENTS	382	1550	4.1	48t	11					
12/03	W 24-17	N.Y. Giants	54,994	* RECEIVING										
12/10	L 15-26	at Kansas City	74,461	Crabtree	56	601	10.7	41t	8					
12/17	L 17-20	Dallas	55,372	J. Cook	50	638	12.8	35	2					
12/25		at Philadelphia		Cooper	42	499	11.9	45t	5					
12/31		at L.A. Chargers		Roberts	35	384	11.0	29	1					
		Oak.	Opp.	Washington	31	195	6.3	15	1					
TOTAL FIRST DOWNS	260	266	Patterson	29	298	10.3	59	0						
Rushing	66	81	Richard	24	236	9.8	39	1						
Passing	167	165	Lynch	16	136	8.5	25	0						
Penalty	27	20	Holton	9	218	24.2	64t	3						
3rd Down: Made/Att	75/180	80/188	Walford	9	80	8.9	26	0						
3rd Down Pct.	41.7	42.6	L. Smith	6	60	10.0	21	0						
4th Down: Made/Att	8/19	5/7	Olawale	6	33	5.5	9	0						
4th Down Pct.	42.1	71.4	TEAM	313	3378	10.8	64t	21						
POSSESSION AVG.	28:39	31:21	OPPONENTS	314	3496	11.1	74	20						
TOTAL NET YARDS	4575	4890	* INTERCEPTIONS											
Avg. Per Game	326.8	349.3	S. Smith	2	8	4.0	8	0						
Total Plays	836	865	Bowman LG	1	0	0.0	0	0						
Avg. Per Play	5.5	5.7	Bowman TM	1	0	0.0	0	0						
NET YARDS RUSHING	1312	1550	Joseph	1	-1	-1.0	-1	0						
Avg. Per Game	93.7	110.7	TEAM	4	7	1.8	8	0						
Total Rushes	314	382	OPPONENTS	11	54	4.9	22	0						
NET YARDS PASSING	3263	3340	* PUNTING											
Avg. Per Game	233.1	238.6	King	61	2927	48.0	43.0	6	26					
Sacked/Yards Lost	21/115	28/156	TEAM	61	2927	48.0	43.0	6	26					
Gross Yards	3378	3496	OPPONENTS	60	2708	45.1	42.2	2	26					
Att./Completions	501/313	455/314	* PUNT RETURNS											
Completion Pct.	62.5	69.0	Richard	24	12	135	5.6	19	0					
Had Intercepted	11	4	Carrie	0	5	0	---	---	0					
PUNTS/AVERAGE	61/48.0	60/45.1	TEAM	24	17	135	5.6	19	0					
NET PUNTING AVG.	61/43.0	60/42.2	OPPONENTS	29	13	187	6.4	29	0					
PENALTIES/YARDS	101/874	87/819	* KICKOFF RETURNS											
FUMBLES/BALL LOST	27/10	15/8	Patterson	18	509	28.3	49	0						
TOUCHDOWNS	34	33	Richard	6	62	10.3	17	0						
Rushing	13	11	Washington	3	45	15.0	16	0						
Passing	21	20	Feliciano	1	15	15.0	15	0						
Returns	0	2	Olawale	1	9	9.0	9	0						
* SCORE BY PERIODS	Q1	Q2	Q3	Q4	OT	PTS	TEAM	29	640	22.1	49	0		
TEAM	55	64	55	107	0	281	OPPONENTS	15	298	19.9	40	0		
OPPONENTS	68	100	72	84	0	324	* FIELD GOALS	1-19	20-29	30-39	40-49	50+		
* SCORING	TD-Ru-Pa-Rt	K-PAT	FG	S	PTS	Tavecchio	0/0	4/4	5/7	2/3	3/4			
Tavecchio	0	0	0	0	31/32	14/18	0	73	TEAM	0/0	4/4	5/7	2/3	3/4
Crabtree	8	0	8	0	0	52	OPPONENTS	1/1	9/10	6/6	9/10	6/8		
Lynch	7	7	0	0	0	42	Tavecchio: (20G, 52G, 52G, 43G) (29G) (22G) (38G) (32G)							
Cooper	5	0	5	0	0	30	(44G) (53B, 45N, 26G) () (36G, 53G) () (35N) (39G) () (39N,							
Holton	3	0	3	0	0	18	39G)							
Washington	3	2	1	0	0	18	OPP: (23G, 26G, 52G, 52N) (46G, 40G) (52N, 23G, 28G)							
J. Cook	2	0	2	0	0	12	(28G, 36G, 46G, 29N) (22G, 21G, 44G) (48N, 32G) (53G, 39G,							
Patterson	2	2	0	0	0	12	37G) (35G, 44G) (49G) (62G, 51G, 40G, 29G) () (52G) (53G,							
Richard	2	1	1	0	0	12	29G, 33G, 40G) (45G, 19G)							
Olawale	1	1	0	0	0	6								
Roberts	1	0	1	0	0	6								
TEAM	34	13	21	0	31/32	14/18	0	281						
OPPONENTS	33	11	20	2	31/32	31/35	0	324						
2-Pt Conv: Crabtree 2, TM 2-2, OPP 1-1														
SACKS: Mack 10.5, Irvin 7.5, Autry 4, Edwards 3.5, Bowman LG 1, Bowman TM 1, Joseph 1, Ellis 0.5, TM 28, OPP 21														
FUM/LOST: Carr 6/2, Richard 6/1, Patterson 3/0, Holton 2/2, Roberts 2/2, Washington 2/1, J. Cook 1/1, Cooper 1/0, Crabtree 1/0, Hudson 1/0, Newhouse 1/1, Olawale 1/0														
* PASSING	Att	Cmp	Yds	Cmp%	Yds/Att	TD	TD%	Int	Int%	Long	Sack/Lost	Rating		
Carr	458	289	3113	63.1	6.80	20	4.4	10	2.2	64t	17/ 86	88.4		
Manuel	43	24	265	55.8	6.16	1	2.3	1	2.3	41t	4/ 29	72.3		
TEAM	501	313	3378	62.5	6.74	21	4.2	11	2.2	64t	21/ 115	87.1		
OPPONENTS	455	314	3496	69.0	7.68	20	4.4	4	0.9	74	28/ 156	102.6		

JEFFREY LURIE | CHAIRMAN AND CEO



In 1994, Jeffrey Lurie purchased the Philadelphia Eagles, launching the most successful run in franchise history.



During his time as Chairman and CEO, the Eagles have become a perennial contender, establishing a winning tradition by capturing eight NFC East titles, playing in five NFC Championships and making an appearance in Super Bowl XXXIX. This unprecedented run of success led to a greater overall winning percentage, more playoff games (23), and more playoff victories (11) than it had under all previous ownership groups combined.

While Lurie's teams have thrived on the field, he has also built a successful business and community-oriented organization over the two decades that he has served as Chairman and CEO.

After purchasing the Eagles, Lurie recognized that the organization was in need of a total reconstruction, design, and relocation of its office headquarters, practice facility, and stadium. He immediately committed to providing the franchise with everything it needed to succeed and constructed two state-of-the-art facilities in South Philadelphia: the NovaCare Complex (2001) and Lincoln Financial Field (2003).

Although Lincoln Financial Field was erected specifically to house its primary tenant, the Philadelphia Eagles, Lurie also created a multidimensional event destination that could house a wide variety of events. Fittingly, the first ticketed event at the new stadium was a soccer match between Manchester United and FC Barcelona in August 2003.

Since then, Lincoln Financial Field has continued to evolve with an ever-changing entertainment landscape and underwent a two-year, \$125 million revitalization in 2013. Over the years, the venue has hosted high-profile events including sold-out concerts, national and international soccer matches, the NCAA Lacrosse Championships, the Army-Navy Game, Monster Jam, Temple University football games, and more.

Lurie serves on numerous NFL committees, including the Finance Committee, Broadcast Committee, International Committee, and the Super Bowl Advisory Committee.

Lurie is also a thoughtful and compassionate philanthropist. Inspired by his younger brother, who is autistic, Lurie and his entire family are devoted to raising both money and awareness for research on the causes of the neurodevelopmental disorder.

One of Lurie's earliest philanthropic endeavors was the creation of the team's nonprofit charity. Now known as the Eagles Charitable Foundation, this organization provides children in the Philadelphia region with greater access to vision care and supports autism research and services.

"Autism is one of the most under-funded conditions in the country, and we need to raise awareness," Lurie has noted. "Those who have autism are wonderful people, usually highly intelligent, sweet, and caring. They are often unable to effectively communicate with others. A great deal more research needs to be done."

In recognition of the organization's commitment to the community, as well as their Tackling Breast Cancer and Go Green campaigns, the Eagles were presented with the coveted 2011 Sports Team of the Year Award by Beyond Sport, a global organization that promotes, develops and funds the use of sports to create positive social change across the world.

Prior to entering business, Lurie served as an adjunct assistant professor of social policy at Boston University. He earned a B.A. from Clark University, a master's in psychology from Boston University, and a Ph.D. in social policy from Brandeis University.

Born on September 8, 1951, Lurie has two children. He is married and resides in the Philadelphia area with his wife, Tina. In his free time, he enjoys traveling, golfing, tennis, movies, music, and discovering great restaurants.

BEHIND THE SCENES WITH JEFFREY LURIE



- Favorite Philadelphia restaurants:** Barclay Prime, Nomad, Osteria, Radicchio Café, Tequilas Restaurant, Tinto, Vernick and Vietnam Restaurant
- Favorite Philadelphia breakfast spot:** Honey's Sit N Eat
- Favorite music:** Ranges from The Doors to Bob Marley to Shakira
- First concert attended:** Beach Boys
- Favorite player growing up:** Bobby Orr
- Favorite TV shows of all-time:** *Hogan's Heroes*, *The Fugitive*, *24*
- Favorite books:** *When Breath Becomes Air*, *The Kite Runner*,
- Favorite all-time movies:** *The Great Escape*, *The Godfather Part II*, *Silver Linings Playbook*
- Favorite recent movie:** *Lion*
- Favorite dog breeds:** Bernese Mountain Dog, Wheaten Terrier

LURIE'S LANDMARKS



- Is the winningest owner in Eagles history and has led the franchise longer than any owner in team history (22 years)
- One of Lurie's philanthropic endeavors was the creation of the team's non-profit charitable wing in 1995. For 20 years, Eagles Youth Partnership (EYP) served more than 50,000 at-risk children in the greater Philadelphia region annually with a focus on health and education programming
- In 2015, Lurie oversaw EYP's transition to the Eagles Charitable Foundation that now provides children in the local community with greater access to vision care and autism research and services. Its signature program – the Eagles Eye Mobile – travels to local schools to provide free eye exams and prescription eye glasses to under- and uninsured students
- Under Lurie's direction, the Eagles launched the groundbreaking "Go Green!" initiative aimed at reducing the organization's impact on the environment and creating programs that improve the quality of life in the Philadelphia region. In 2008, the Eagles received the Ongoing Commitment Award from the Environmental Media Association
- Lurie's Screen Pass Pictures served as executive producers of *Inocente*, which earned an Academy Award for Best Short Documentary in 2013, and the 2010 documentary film *Inside Job*, which earned the Academy Award for Best Documentary Feature
- Lurie is a director of the NLM Family Foundation, which devotes much of its resources to autism research and education, and he also established the Lurie Family Foundation

REGULAR-SEASON RECORDS & PLAYOFF APPEARANCES (SINCE 1995)

Rank	Team	Record (Pct.)	Playoff Appearances
1	New England Patriots	256-110 (.699)	18
2	Green Bay Packers	234-131-1 (.641)	17
3	Pittsburgh Steelers	231-134-1 (.633)	17
4	Denver Broncos	222-144 (.607)	14
5	Indianapolis Colts	216-150 (.590)	13
6	Philadelphia Eagles	205-159-2 (.563)	13
7	Seattle Seahawks	200-165-1 (.548)	12

DON SMOLENSKI | PRESIDENT



Don Smolenski, now in his 19th season with the organization, was originally hired by the team in 1998 as chief financial officer. He was promoted to senior vice president/chief financial officer in 2001 and was named the team's chief operating officer in 2010. In 2012, he was named to his current role of team president.



As president, Smolenski directs the club's business and strategic efforts, including sales, marketing, communications, and operations. He has played a key role in significant projects from the construction of Lincoln Financial Field to the club's internationally recognized environmental and philanthropic programs. During his tenure as president, Smolenski has infused energy and creativity throughout the organization with his engaging leadership style. In 2015, he was named to the Most Admired CEOs list by the *Philadelphia Business Journal* and in 2016 the Philadelphia Eagles were named to Philly.com's Top Workplaces list.

In his first year as president, Smolenski spearheaded a two-year, \$125 million Lincoln Financial Field revitalization project that added 1,600 seats, HD video boards, and graphics paying tribute to the team's history. Over the years, Lincoln Financial Field has hosted high-profile events including sold-out concerts, national and international soccer matches, the NCAA Lacrosse Championships, the Army-Navy Game, Monster Jam, Temple University football, and more.

Smolenski plays an important role in the team's environmental initiatives. Because of their Go Green program, the Eagles have emerged as a leader in environmental stewardship in the sports industry. Those efforts include conservation efforts, recycling programs, and use of renewable energy including wind and solar.

Smolenski serves as the treasurer of the team's public charity, Eagles Charitable Foundation, which provides children in the Philadelphia region with greater access to vision care and provides funds to support autism research and services. In addition, Smolenski helped launch the Eagles Care initiative in 2013. The Eagles Care program forges annual, strategic partnerships with five local nonprofit organizations in order to deepen the impact of the team's community efforts. The Eagles also host an annual Huddle Up For Autism event at Lincoln Financial Field in partnership with the Center for Autism Research at the Children's Hospital of Philadelphia.

In addition to his leadership roles within the Eagles organization, Smolenski is a member of the Greater Philadelphia Chamber of Commerce Board, the FM Global Advisory Board, the Philadelphia Sports Congress, the Panasonic Advisory Board, and the Children's Hospital of Philadelphia (CHOP) Foundation Board of Overseers. Smolenski is also the co-chair of the CHOP Corporate Council and is involved with Leadership Philadelphia, a nonprofit organization that promotes leadership and community involvement. This past year, in partnership with the Philadelphia Sports Congress, Smolenski assisted in bringing the NFL Draft back to Philadelphia for the first time since 1961.

Before joining the Eagles, Smolenski served as chief financial officer for the International Hockey League, where he oversaw all league financial matters and played an integral role in the expansion of the league. Through the development of expansion models and the analysis of league performance models, Smolenski saw the league grow from 12 to 19 teams.

Smolenski began his career as a public accountant with Arthur Andersen.

An outdoor enthusiast, Smolenski enjoys an active lifestyle and has completed the Detroit, Pittsburgh, and Boston Marathons. He earned his Bachelor of Arts degree in biology from Amherst College and holds a Master of Science degree in accounting. Don and his wife, Karen, have two sons, Jake and Shane.

BEHIND THE SCENES WITH SMOLENSKI



Favorite Eagles moment: "Standing on the field after the 2004 NFC Championship game watching 68,000 Eagles fans celebrate."

Proudest accomplishment with the Eagles:

"The countless acts of emotional connections between our staff and our fans that I witness every day."

Favorite part of game day: "Standing on the upper concourse looking out at all of the Eagles fans tailgating throughout the complex. Always humbling."

Best thing about Eagles fans: "Honesty, loyalty and passion."

Favorite Philadelphia attraction: Boathouse Row

Favorite TV show: *The Simpsons*

Favorite movie: *Star Wars*

Bucket list: Climbing Mt. Kilimanjaro

First job: Newspaper delivery boy



Howie Roseman, executive vice president of football operations, is in his 18th season with the Philadelphia Eagles. Roseman is an influential voice within the organization and provides valuable perspective pertaining to both football and business decisions that help shape the franchise.



Prior to being promoted to his current role, Roseman served as the team's general manager from 2010-14. At the time of his 2010 promotion to general manager, Roseman was just 34 years old and became the youngest NFL executive to be named to the post in 30 years. In his first year as general manager, he oversaw a major overhaul of the roster, making it one of the youngest in the NFL. The revamped Eagles squad earned an NFC East division crown in 2010 and then again in 2013. In 2014, the Eagles won ten games with an NFC-high nine Pro Bowl players.

Since that time, Roseman has overseen the reshaping of a roster that included two separate trades that allowed the Eagles to move up in the first round of the 2016 NFL draft to select North Dakota State QB Carson Wentz. Eight days prior to the start of the 2016 regular season, Roseman executed another trade that sent QB Sam Bradford to the Minnesota Vikings in exchange for a 2017 first-round pick, which the Eagles used to select Tennessee's Derek Barnett, and a 2018 fourth-round pick. Prior to the 2016 and 2017 season, Roseman continued to solidify the team's core by retaining key veterans while adding to the team through free agency and the draft.

Since hiring Roseman in 2000, the Eagles have earned 11 playoff berths, eight division titles, five NFC Championship appearances, one NFC Championship crown and a trip to Super Bowl XXXIX.

In addition to overseeing the team's roster moves, Roseman is also responsible for establishing the organization's scouting and personnel department, as well as overseeing the executives who specialize in analytics, sports science, player engagement and NFL compliance.

After relentlessly pursuing jobs in NFL front offices, Roseman finally got his foot in the door as an intern with the Eagles when the team was headquartered at Veterans Stadium.

Roseman was elevated to director of football administration in 2003 and then to vice president of football administration in 2006. In that role, he worked in the personnel department evaluating players around the NFL and for the draft. He also represented the team to the NFL on contract, salary cap and player personnel matters.

In 2007, Roseman was invited to participate in the NFL-Stanford Program for managers at the Stanford Graduate School of Business, a program developed by the NFL to promote development of leaders within the league.

From 2008-09, Roseman served as the team's vice president of player personnel. In that role, he managed the college scouting staff, organized and ran draft meetings, and scouted the top college prospects around the country.

2017 OFFSEASON - NOTABLE ADDITIONS



- **March 9** - Agreed to terms with WR **Torrey Smith** on a three-year contract ... Signed LB **Najee Goode** to a one-year contract ... Agreed to terms with WR **Alshon Jeffery** (Chi.) on a one-year contract ... Agreed to terms with G **Chance Warmack** (Ten.) on a one-year contract
- **March 10** - Agreed to terms with G/C **Stefen Wisniewski** on a three-year contract
- **March 13** - Agreed to terms with QB **Nick Foles** (KC) on a two-year contract
- **March 28** - Agreed to terms with DE **Chris Long** (NE) on a two-year contract ... Agreed to terms with CB **Patrick Robinson** (Ind.) on a one-year contract
- **April 4** - Acquired DT **Tim Jernigan** and a 2017 3rd-round pick (99th overall) from Baltimore in exchange for a 2017 3rd-round pick (74th overall)
- **April 27** - Selected DE **Derek Barnett** (Tennessee) in the 1st round (14th overall)
- **April 28** - Selected CB **Sidney Jones** (Washington) in the 2nd round (43rd overall) ... Selected CB **Rasul Douglas** (West Virginia) in the 3rd round (99th overall)
- **April 29** - Selected WR **Mack Hollins** (North Carolina) in the 4th round (118th overall), RB **Donnel Pumphrey** (San Diego State) in the 4th round (132nd overall), WR **Shelton Gibson** (West Virginia) in the 5th round (166th overall), LB **Nathan Gerry** (Nebraska) in the 5th round (184th overall), DT **Elijah Qualls** (Washington) in the 6th round (214th overall)
- **May 18** - Signed RB **LeGarrette Blount** to a one-year contract
- **June 14** - Signed T **Jason Peters** to a one-year contract extension
- **August 3** - Agreed to terms with S **Corey Graham** on a one-year contract
- **August 11** - Acquired CB **Ronald Darby** from Buffalo in exchange for WR **Jordan Matthews** and a 2018 3rd-round pick

Roseman is also active in the Philadelphia-area community, contributing to a variety of initiatives involving military and children. He was named Honorary Commander for the Joint Base McGuire-Dix-Lakehurst for his continued efforts with the military. His charitable endeavors have benefited the Alex's Lemonade Stand Foundation, the Boys & Girls Clubs of America, USA Football, Pop Warner and Cop Wheels. He is also a member of the Governing Body of the Global Sports Management Summit and YPO.

Born in Brooklyn, NY, Roseman earned his bachelor's degree from the University of Florida before earning a JD degree from Fordham Law School. Howie and his wife, Mindy, reside in suburban Philadelphia with their four children.



Joe Douglas, who was hired by the Eagles on May 11, 2016, enters his second season as vice president of player personnel.



Prior to joining the Eagles, Douglas spent the 2015 season as the director of college scouting for the Chicago Bears after working in the Baltimore Ravens' personnel department for 16 years (2000-15).

During his time in Baltimore, Douglas was instrumental in acquiring a number of key performers for the Ravens, both through the draft and during the undrafted free agent signing period. Some of the players that he had a hand in obtaining included QB Joe Flacco, G Ben Grubbs, LB Pernell McPhee, LB C.J. Mosley, K Justin Tucker, CB Lardarius Webb and G Marshal Yanda. Grubbs, Mosley, Yanda and Tucker have combined for 12 Pro Bowls with the Ravens.

"I have known Joe for several years and have admired his work with both the Ravens and the Bears," said Howie Roseman, Eagles executive vice president of football operations. "He is a guy that we had targeted from the outset. I feel that we are very fortunate to have him lead our player personnel department. [Ravens general manager] Ozzie Newsome and [Bears general manager] Ryan Pace spoke very highly of him and his work. He is passionate about football, passionate about scouting and he played a vital role in the success of the Ravens over the last decade."

As a member of the Ravens organization, Douglas held various posts which included serving as the club's national scout (2012-15), Southeast area scout (2009-11), East Coast area scout (2008) and Northeast area scout (2003-07). Douglas was first hired by Baltimore in 2000, where he worked as a player personnel assistant for three years. He was responsible for fall and spring scouting assignments, college workouts and draft visit coordination, managing the team's college video library and assisting the pro personnel department with special teams evaluations of club opponents and unrestricted free agents.

An All-Atlantic 10 selection, Douglas started 45 consecutive games at tackle for the University of Richmond. Following his collegiate playing career, he transitioned into a volunteer assistant coach with the Spiders' football team in 1999.

As an offensive lineman at Lee-Davis High School (Mechanicsville, VA), Douglas was recognized as a two-time all-state honoree.

He and his wife, Shannon, have two daughters, Addison and Leighton, and a son, Thomas.

DOUGLAS' CAREER TIMELINE

1999	Richmond	Volunteer Asst. Coach
2000-02	Baltimore Ravens	Player Personnel Asst.
2003-07	Baltimore Ravens	Northeast Area Scout
2008	Baltimore Ravens	East Coast Area Scout
2009-11	Baltimore Ravens	Southeast Area Scout
2012-15	Baltimore Ravens	National Scout
2015-16	Chicago Bears	Director of College Scouting
2016-	Philadelphia Eagles	V.P. of Player Personnel

EAGLES SCOUTING DEPARTMENT



Joe Douglas, Vice President of Player Personnel
Andy Weidl, Assistant Director of Player Personnel
Tom Donahoe, Senior Football Advisor
Anthony Patch, Senior Director of College Scouting
Dwayne Joseph, Director of Pro Scouting
Ian Cunningham, Director of College Scouting
Mike Bradway, Assistant Director of College Scouting
Brandon Brown, Assistant Director of Pro Scouting
Trey Brown, Player Personnel Executive College/Pro
T.J. McCreight, Player Personnel Executive
Alan Wolking, Southeast Area Scout
Jim Ward, Midwest Area Scout
Ryan Myers, Pro/College Scout
Phil Bhaya, NFS Scout
Casey Weidl, College Scouting Coordinator
Matt Holland, Pro Scout
John Hill, Pro Scouting Coordinator
Chris Nolan, Scouting Assistant
Patrick McDonough, Scouting Assistant

DOUG PEDERSON | HEAD COACH



Doug Pederson was named head coach of the Philadelphia Eagles on January 18, 2016, following a three-year run as the offensive coordinator of the Kansas City Chiefs from 2013-15. In his first season with the Eagles, Pederson helped develop rookie quarterback Carson Wentz, the No. 2-overall pick in the 2016 NFL Draft, and prepared the first-year signal caller to start the regular-season opener vs. the Cleveland Browns.



Under Pederson's direction, Wentz went on to set a team and all-time NFL rookie record with 379 completions, while posting franchise rookie records in pass attempts (607), passing yards (3,782), passing touchdowns (16) and completion percentage (62.4%). Wentz also produced the 4th-most passing yards (3,782) in single-season team history and NFL rookie history. Wentz started all 16 games in his rookie season, becoming the first Eagles quarterback to start all 16 regular-season games since Donovan McNabb in 2008.

Prior to arriving in Philadelphia, Pederson served as the offensive coordinator in Kansas City from 2013-15 and helped guide the Chiefs to a 31-17 regular-season record, which included a 10-0 stretch to close out the 2015 season.

During his time in Kansas City, the Chiefs excelled at protecting the football and committed the third-fewest turnovers (50) in the NFL from 2013-15. Over that span, Kansas City's +29 turnover differential ranked third in the league behind only Seattle (+37) and Carolina (+34), while the Chiefs were the only team to boast two seasons with at least a +12 differential.

In 2015, Pederson helped the Chiefs rebound from a 1-5 start to win a franchise-record 11 consecutive games, including Kansas City's first playoff victory in 22 years. During the Chiefs' regular-season winning streak, which began in Week 7, the club ranked tied for first in the NFL in rushing touchdowns (14), fourth in rushing yards per game (143.8) and tied for fifth in points per game (27.8). Limited turnovers helped propel the team's run, as the Chiefs committed just seven turnovers (four INTs, three fumbles) after Week 6 and finished the 2015 regular season with the second-fewest turnovers in the league (15).

Kansas City acquired QB Alex Smith via trade in 2013 and the 10-year veteran experienced the most productive stretch of his career under Pederson's tutelage: a three-year span during which he set a Chiefs record for wins by a starting quarterback in his first three years as a starter (30). During his three years in Pederson's offense, Smith notched three consecutive 3,000-yard seasons, threw the second-fewest interceptions among quarterbacks with at least 1,000 attempts (20) and ranked fourth among all quarterbacks with 1,183 rushing yards. Smith's 20 interceptions from 2013-15 marked the lowest three-season total of his career in years that he played more than 10 games.

Before joining Kansas City, Pederson served as the quarterbacks coach in Philadelphia from 2011-12. In his first season as the Eagles quarterbacks coach, Pederson helped QB Michael Vick become the second quarterback in NFL history to top the 3,000-yard passing and 500-yard rushing plateaus in consecutive seasons. That year, under Pederson's direction, Vick set career highs in completions (253) and passing yards (3,303) while throwing the third-most touchdowns of his career (18). Vick's yards through the air, combined with his 589 rushing yards, helped Philadelphia's offense record a then-franchise-record 6,386 net yards (now the second-highest total) and notch

PEDERSON'S COACHING TIMELINE

2005-08	Calvary Baptist Academy	Head Coach
2009-10	Philadelphia Eagles	Offensive Quality Control
2011-12	Philadelphia Eagles	Quarterbacks
2013-15	Kansas City Chiefs	Offensive Coordinator
2016-	Philadelphia Eagles	Head Coach

a team-record 356 first downs. Additionally, the 2011 Eagles offense ranked second in the league in plays of 10-plus yards (258) and tied for second in plays of 20-plus yards (84).

Pederson began his pro coaching career as an offensive quality control coach with the Eagles in 2009 and served in that capacity through the 2010 season. In his two seasons in that role, the Eagles combined for 868 points and set single-season franchise scoring records in back-to-back years (429 in 2009 and 439 in 2010).

In 2010, Pederson assisted an Eagles offense that recorded a then-franchise-record 6,230 net yards (now fourth), which ranked second in the NFL that season, and a then-franchise-record 439 points, which ranked third in the league. The 2010 Eagles ranked tied for first in plays of 20-plus yards (80) and quick-strike touchdown drives (11), and finished second in scoring outside of the red zone (139 points).

During Pederson's first season as an NFL coach (2009), the Eagles offense recorded the fifth-most passing yards in team history (4,089), which at the time ranked second in club annals.

A 12-year NFL veteran, Pederson played quarterback for the Green Bay Packers, Miami Dolphins, Philadelphia Eagles and Cleveland Browns after originally being drafted by the Carolina Panthers in the 1995 expansion draft. Pederson was coached by three of the most successful coaches in NFL history: Don Shula, Mike Holmgren and Andy Reid. Additionally, Pederson played alongside Pro Bowl quarterbacks Brett Favre, Dan Marino, Donovan McNabb and Jim McMahon.

Pederson served as a backup quarterback for Green Bay from 1995-98 and 2001-04, and was part of Packer teams that won Super Bowl XXXI, two NFC Championships (1996 and 1997) and six division titles. Pederson made eight starts for the Browns in 2000 and logged 1,047 yards and two touchdowns on 117 completions. In 1999, Pederson made nine starts for the Eagles, completing 119 passes for 1,276 yards and seven touchdowns.

In a 1993 contest against the Eagles, Pederson was pressed into duty when Dolphins starter Scott Mitchell left the game with a shoulder injury. In the second half, he helped guide Miami to a 19-14 win that marked Don Shula's 325th career victory.

Pederson attended Northeast Louisiana (now Louisiana Monroe) where he earned four letters and was a three-year starter at quarterback. He finished his college career with 6,445 yards and 33 touchdowns on 571-of-1,032 passing. As a senior, Pederson led the Southland Conference in passing when he completed 205 of 367 passes for 2,282 yards and 10 touchdowns. In 1989, he set a school record with 619 passing yards against Stephen F. Austin. Pederson graduated from Northeast Louisiana with a B.B.A. in business management.

The Bellingham, WA, native (born January 31, 1968) earned three letters each in football, baseball and basketball at Ferndale (WA) H.S., where he was an all-league selection at quarterback, safety and kicker and finished his high school career with 1,880 yards and 19 TDs on 106-of-250 passing.

Pederson and his wife, Jeannie, have three sons: Drew, Josh and Joel. Jeannie played basketball at Louisiana College.

COACHES CAPSULES



FRANK REICH Offensive Coordinator

2nd year in Philadelphia



- In 2016, his first season with the Eagles, coordinated an offense that was directed by rookie signal caller Carson Wentz. Wentz set a team and all-time NFL rookie record with 379 completions and posted franchise rookie records in pass attempts, passing yards, passing touchdowns and completion percentage. Wentz's 3,782 passing yards marked the fourth-highest total in single-season team history and NFL rookie history
- Helped San Diego Chargers QB Philip Rivers achieve one of the finest stretches of his career, guiding the veteran signal caller to three straight 4,000-yard passing seasons and 92 total TDs from 2013-15
- A former third-round draft choice of the Buffalo Bills in the 1985 NFL Draft, enjoyed a 14-year NFL playing career. Was a part of Bills teams that went to four-straight Super Bowls (1990-1993)
- Engineered the greatest comeback in NFL history, bringing the Bills back from a 32 point second-half deficit to defeat the Houston Oilers in a 1992 Wild Card game

JIM SCHWARTZ Defensive Coordinator

2nd year in Philadelphia



- In 2016, his first season with the Eagles, guided the team's transition from a 3-4 to a 4-3 defense and oversaw a unit that featured Pro Bowl DT Fletcher Cox and second-team All-Pro Brandon Graham. In addition to Cox and Graham's accolades, second-year linebacker Jordan Hicks led all NFL linebackers with five INTs. The Eagles defense finished third in the NFL in red zone defense (45.1 pct.)
- In 2014, directed a Bills defense that allowed the second-fewest points in the NFL (16.9 ppg), notched a league-high 54 sacks, held opponents to a league-best 33.2 percent third-down conversion rate and allowed the second-lowest cumulative quarterback rating (74.5)
- Served as head coach of the Detroit Lions from 2009-2013. Guided the team to its first playoff berth since 1999 when he coached Detroit to a 10-6 record in 2011
- Spent 10 years with the Tennessee Titans, serving as defensive coordinator from 2001-08. Helped the Titans reach Super Bowl XXXIV and win three division titles
- Attended Georgetown, where he was a four-year letterwinner at linebacker

DAVE FIPP Special Teams Coordinator

5th year in Philadelphia



- In 2016, the Eagles ranked second in the NFL with a franchise record 27.314 kickoff return average, led the league with five kickoff returns of 50-plus yards, and were the only team to record multiple kickoff returns for TDs (two)
- Under his direction in 2015, the Eagles ranked second in the NFL in punt return average (11.4)
- In 2014, the Eagles ranked first in the annual *Dallas Morning News* special teams rankings compiled by Rick Gosselin. That year, special teams accounted for a franchise-best and NFL-high seven TDs
- Served as assistant special teams coach with the Miami Dolphins (2011-12) and the San Francisco 49ers (2008-10)
- Coached in college for 10 years at San Jose St., Nevada, Cal Poly, Holy Cross and his alma mater, Arizona
- Walked on at Arizona and played from 1994-97 as a safety and special teamer

EUGENE CHUNG Assistant Offensive Line/ Tight Ends/Run Game

5th year in Philadelphia



- Rejoined Eagles staff in 2016, having previously served as the team's offensive line assistant from 2010-12. Has previously coached with Eagles Head Coach Doug Pederson in both Philly and Kansas City
- In 2016, helped offensive line coach Jeff Stoutland field seven different starting offensive line combinations
- Was the assistant offensive line coach for the Chiefs from 2013-15. In those three seasons, the Chiefs ranked first in the NFL with 54 rushing TDs
- Originally a first-round pick of the New England Patriots in 1992 (13th overall), enjoyed a six-year playing career

PHILLIP DANIELS Defensive Quality Control/ Assistant Defensive Line

2nd year in Philadelphia



- Joined the Eagles in 2016 and assisted Chris Wilson with a defensive line that featured Pro Bowl DT Fletcher Cox and second-team All-Pro DE Brandon Graham
- Originally a fourth-round pick of the Seahawks in 1996, he played for Seattle (1996-99), Chicago (2000-03) and Washington (2004-10). Totaled 512 tackles, 62 sacks, 51 PDs, 15 forced fumbles and 12 fumble recoveries in his career

JOHN DeFILIPPO Quarterbacks

2nd year in Philadelphia



- Hired by the Eagles in the 2016 offseason and tutored rookie quarterback Carson Wentz, who set a team and all-time NFL rookie record with 379 completions. Under his direction, Wentz posted franchise rookie records in pass attempts, passing yards, passing TDs and completion percentage. Wentz's 3,782 passing yards marked the 4th-highest total in single-season team history and NFL rookie history
- Served as Cleveland Browns offensive coordinator in 2015 and was the quarterbacks coach of the Oakland Raiders from 2012-14. Helped develop Raiders rookie QB Derek Carr in 2014, as he led all rookies in completions (348), passing yards (3,270) and passing touchdowns (21)
- A former quarterback, he played at Radnor (PA) High School and James Madison

KEN FLAJOLE Linebackers

2nd year in Philadelphia



- In 2016, coached LB Jordan Hicks and helped the second-year player lead all NFL LBs with five INTs
- Has coached every defensive position in his 38-year coaching career
- Served as the St. Louis Rams' defensive coordinator from 2009-2011 and coached the Carolina Panthers LBs from 2003-08
- Spent 21 years coaching in the college ranks prior to entering the NFL in 1998
- Played collegiately at Pacific Lutheran and Wenatchee Valley CC

MIKE GROH Wide Receivers

1st year in Philadelphia



- Joined the Eagles in 2017 after serving as the passing game coordinator/wide receivers coach for the L.A. Rams in 2016
- Coached receivers for the Chicago Bears from 2013-15 and oversaw a position group that featured Pro Bowlers Alshon Jeffery and Brandon Marshall. Helped Jeffery hit the 1,000-yard plateau in both 2013 (1,421) and 2014 (1,133)
- Won national championships in 2011-12 as wide receivers coach and recruiting coordinator for the University of Alabama
- Coached at UVA from 2001-08 and served as the OC in his final 3 seasons. Also played QB for the Cavaliers and led the team to bowl victories in 1994 and 1995
- The son of longtime NFL coach Al Groh

COACHES CAPSULES



MATTHEW HARPER Assistant Special Teams

5th year in Philadelphia



- Enters his fifth year in Philadelphia and his fourth as the team's assistant special teams coach. Worked as assistant defensive backs coach in 2015
- In 2014, the Eagles ranked first in Rick Gosselin's annual *Dallas Morning News* special teams ranking
- Was as a coaching intern and G.A. at Oregon from 2009-12. Played two seasons as a safety at Oregon (2006-07) after transferring from City College of San Francisco
- Son of two-time Nebraska All-America DE and 11-year NFL vet Willie Harper

TIM HAUCK Safeties

2nd year in Philadelphia



- Under his direction in 2016, Malcolm Jenkins returned 2 INTs for TDs and Rodney McLeod set career highs in tackles (117), INTs (3) and PDs (10)
- Served as the defensive coordinator and CBs coach for UNLV from 2013-14
- Enjoyed a 13-year NFL playing career and appeared in 183 regular-season games. Totaled 357 tackles, 16 PDs, six FFs, four FRs and 162 special teams tackles
- Played in 51 games for the Eagles (1999-2002) and logged 158 tackles on defense and 47 tackles on special teams. Started alongside Brian Dawkins in 1999 and finished second on the team with 122 tackles
- Was a two-time first-team All-American safety at Montana

JUSTIN PELLE Tight Ends

5th year in Philadelphia



- Under Peelle's direction in 2016, Zach Ertz logged a career-high 78 catches, marking the second-most by an Eagles TE in franchise history
- In his first season as tight ends coach (2015), Ertz notched a career-high 853 receiving yards
- Played TE for 10 seasons in NFL with San Diego, Miami, Atlanta and San Francisco. Caught 123 passes and 12 TDs
- Drafted in 4th round in 2002 by Chargers from Oregon, where he finished with 70 career catches and 14 scores

DUCE STALEY Running Backs

7th year in Philadelphia



- Originally a third-round pick of Eagles in 1997, enters his seventh season on the Eagles coaching staff and his fifth as running backs coach
- In 2013, helped All-Pro RB LeSean McCoy become the first Eagle to lead the NFL in rushing and scrimmage yards since 1947
- Worked first two seasons in Philadelphia as an assistant special teams coach, while helping with the running backs
- Gained 5,785 yards during his 10-year NFL career with Philadelphia (1997-2003) and Pittsburgh (2004-06)
- Ranks 5th on team's all-time rushing list. Is one of three Eagles to top 200 yards rushing in a game (Steve Van Buren and McCoy)
- Won a Super Bowl with Pittsburgh in 2005
- His Eagle teammates voted him offensive MVP three times (1998, 1999, and 2002)

JEFF STOUTLAND Offensive Line

5th year in Philadelphia



- In 2016, Stoutland helped the Eagles battle injuries by fielding seven different starting offensive line combinations. His only two linemen to start all 16 games (Jason Peters and Jason Kelce) both made the Pro Bowl
- Coached one of the best offensive lines in the nation at Alabama from 2011-12 and helped Crimson Tide to a National Championship in 2012
- Also coached successful offensive lines at Miami, FL (2007-10), Michigan St. (2000-06), Syracuse (1999) and Cornell (1993-96)

PRESS TAYLOR Offensive Quality Control/ Assistant Quarterbacks

5th year in Philadelphia



- In 2016, his first season with the added responsibilities of assistant QBs coach, worked with rookie QB Carson Wentz and helped him set a team and all-time NFL rookie record with 379 completions
- Brother, Zac, is the assistant WRs coach for the L.A. Rams
- Lettered two years as a QB at Marshall after transferring from Butler Community College, where he led the school to two JUCO championships (2007-08)

CORY UNDLIN Defensive Backs

3rd year in Philadelphia



- Coached safety tandem Malcolm Jenkins and Rodney McLeod in 2016 and helped McLeod set career highs in tackles (117), INTs (3) and PDs (10). In his first year coaching Eagles DBs (2015), Jenkins earned his first career trip to the Pro Bowl
- Spent three years with the Denver Broncos prior to arriving in Philadelphia and worked with three Pro Bowl DBs in 2014 - Aqib Talib, Chris Harris Jr., and T.J. Ward
- Also held NFL coaching positions in Jacksonville, Cleveland and New England

DINO VASSO Defensive Quality Control/ Assistant Secondary

2nd year in Philadelphia



- Enters second season with Philadelphia after serving as a coaching assistant with the Kansas City Chiefs (2013-15). Worked primarily with the secondary in K.C.
- Was a four-year DB at the University of New Hampshire
- A native of Crum Lynne, PA, lettered in football at Ridley H.S. in Folsom, PA

CHRIS WILSON Defensive Line

2nd year in Philadelphia



- In his first season with the Eagles, oversaw the d-line's transition to a 4-3. Brandon Graham was named second-team AP All-Pro in his first season back at DE and Fletcher Cox was named to the Pro Bowl
- Coached 23 years in the college ranks including positions at Missouri, USC, Georgia, Mississippi State and Oklahoma
- Coached Jets DE Leonard Williams at USC and worked closely with Cox at Mississippi State
- Played collegiately at Oklahoma where he recorded 303 tackles. Was a 12th-round draft pick of the Chicago Bears in 1992

WR NELSON AGHOLOR 13



6-0 | 198  **3rd Year**
BORN: May 24, 1993 (Age 24)



**Berkeley
Prep** ★



USC

**D1-15 (20th overall)
by Philadelphia**



Nelson Agholor was originally selected by the Eagles in the 1st round (20th overall) of the 2015 NFL Draft. Agholor finished his collegiate career at USC with 179 receptions for 2,571 yards and 20 TDs in 40 games (30 starts), while setting a school record with 4 punt return TDs.

MOST RECEIVING TDs

NFL WIDE RECEIVERS IN 2017

DeAndre Hopkins (Hou.)	12
Davante Adams (GB)	10
Antonio Brown (Pit.)	9
Alshon Jeffery (Phi.)	9
Nelson Agholor (Phi.)	8
Michael Crabtree (Oak.)	8
A.J. Green (Cin.)	8
Marvin Jones Jr. (Det.)	8
Jarvis Landry (Mia.)	8

THREE STEP DROP

If he could be a superhero, he would be: **The Flash**

First job: **Cashier at PDQ**

Pregame ritual: **Calls his mother on the phone to pray with her**

If he could play another sport, what position/team: **PG, New York Knicks**

Hobbies: **Cooking. "My best meal is yellow rice, pork chops and plantains."**

Best player he has faced: **"Patrick Peterson is a great competitor."**

Favorite books: **Things Fall Apart by Chinua Achebe & Oh, the Places You'll Go by Dr. Seuss**

Three favorite throwback jerseys: **Michael Jordan, Emsley A. Laney High School; Reggie Bush, USC; Charlie Ward, Florida State**

THIRD-DOWN YARDS PER RECEPTION

NFL PLAYERS IN 2017 (min. 20 receptions)

Nelson Agholor (Phi.)	18.4
Antonio Brown (Pit.)	17.0
Keenan Allen (LAC)	15.0

CAREER HIGHLIGHTS

2017 - PHILADELPHIA EAGLES (14/9)

- Has posted a career-high 8 receiving TDs, which are tied for 5th among NFL WRs, trailing only **DeAndre Hopkins** (12), **Davante Adams** (10), **Antonio Brown** (9) and **Alshon Jeffery** (9)
- Leads the NFL in third-down receiving average (18.8) (min. 20 receptions)
- Leads the Eagles with three 50+ yard receptions, which are the most by an Eagle in a single season since **Jeremy Maclin** in 2014 (7)
- Registered a career-high 8 receptions for 64 yards in the 43-35 win at LAR (12/10/17)

WR NELSON AGHOLOR 13



AGHOLOR'S CAREER STATISTICS

Year	Team	GP/S	RECEIVING					OFF SNAPS	
			No	Yards	Avg	Lg	TD	No	Pct
2015	Philadelphia	13/12	23	283	12.3	53t	1	671	58%
2016	Philadelphia	15/14	36	365	10.1	40t	2	883	78%
2017	Philadelphia	14/9	55	722	13.1	72t	8	725	72%
Totals		42/35	114	1370	12.0	72t	11	---	---

ADDITIONAL CAREER STATISTICS

Fumbles/Lost: 2/1 - 2016 (1/0); 2015 (1/1)

Fumble Recovery TD: 1 - 11/16/27 vs. Chi.

Kickoff Returns: 5 for 92 yards (18.4 avg.) in 2016

CAREER HIGHS

Receptions	8	12/10/17 at LAR
Receiving Yards	141	12/3/17 at Sea.
Receiving Long	72t	10/8/17 vs. Ari.
Receiving TDs	1	11x, last: 12/17/17 at NYG

CAREER HIGHLIGHTS (Continued)

- Paced the Eagles with 7 receptions for a career-high 141 receiving yards while also adding a 27-yard TD at Sea. (12/3/17). His 141 receiving yards were the most by an Eagle in a single game since **Zach Ertz** on 1/3/16 at NYG (152 yards). Became the first Eagle to produce 140+ receiving yards and 1+ TD in a single game since **Jordan Matthews** on 12/20/15 vs. Ari. (159 yards, 1 TD)
- Recorded 2 TDs in the 31-3 win vs. Chi. (11/26/17). Caught a 15-yard TD in the second quarter and also registered his first career fumble recovery TD in the fourth quarter
- Posted 4 receptions for 45 yards and 1 TD in the 34-24 *Monday Night Football* victory vs. Was. (10/23/17). Marked his 3rd consecutive game with a receiving TD, which was the longest streak of his career
- Caught a 24-yard TD in the fourth quarter and finished with 55 yards on 4 receptions in the 28-23 win at Car. (10/12/17) on *Thursday Night Football*
- Registered career highs in receiving yards (93) and receiving average (23.3) while posting a career-long 72-yard TD in the 34-7 win vs. Ari. (10/8/17)

2017 GAME-BY-GAME STATISTICS

Date	Opp	GP/S	Rec	Yds	Avg	Lg	TD	Snaps	Pct	
Sep 10	at Was	W 1/0	6	86	14.3	58t	1	42	62%	
Sep 17	at KC	L 1/0	1	9	9.0	9	1	55	76%	
Sep 24	NYG	W 1/0	2	20	10.0	11	0	45	59%	
Oct 1	at LAC	W 1/1	3	58	19.3	36	0	61	77%	
Oct 8	Ari	W 1/1	4	93	23.3	72t	1	47	70%	
Oct 12	at Car	W 1/1	4	55	13.8	24t	1	48	77%	
Oct 23	Was	W 1/1	4	45	11.3	14	1	47	72%	
Oct 29	SF	W 1/1	3	26	8.7	17	0	36	51%	
Nov 5	Den	W 1/0	2	36	18.0	35	0	40	58%	
Nov 19	at Dal	W 1/0	1	-2	-2.0	-2	0	47	73%	
Nov 26	Chi	W 1/1	3	32	10.7	15t	1	65	83%	
Dec 3	at Sea	L 1/1	7	141	20.1	51	1	66	88%	
Dec 10	at LAR	W 1/1	8	64	8.0	18	0	77	85%	
Dec 17	at NYG	W 1/1	7	59	8.4	16	1	49	72%	
Dec 25	Oak									
Dec 31	Dal									
Totals			14/9	55	722	13.1	72t	8	725	72%



HIGH SCHOOL STANDOUT

Agholor attended Berkeley Prep High School in Tampa, FL, earning All-America honors as a senior running back, wide receiver, cornerback and safety. In his career, Agholor notched 4,732 rushing yards, 921 receiving yards, 12 INTs and 8 kickoff return TDs.

As a senior, Agholor accumulated 212 carries for 1,983 yards and 28 TDs and 10 receptions for 117 yards and 2 TDs. He also racked up 35 tackles and 3 INTs on defense while returning 8 punts for a 32.0-yard average. As a junior, Agholor had 1,440 yards on offense, 3 INTs on defense and 323 return yards.

As a sophomore, Agholor made All-State as he ran for 970 yards with 15 TDs and had 14 receptions for 239 yards with 3 TDs on offense, while totaling 31 tackles and 4 INTs on defense.

Agholor also played basketball at Berkeley, where he averaged 12.8 points, 4.8 rebounds, 4.3 assists and 2.3 steals as a senior.

BIRDSEED

Agholor, who was a communication major at USC, was originally born in Nigeria and moved to the United States when he was 5 years old. Agholor is the son of Felix and Caroline and is the fourth of five children. His father played high-level soccer in Nigeria.



2016 GAME-BY-GAME STATISTICS

Date	Opp	GP/S	Rec	Yds	Avg	Lg	TD	Snaps	Pct		
Sep 11	Cle	W 1/1	4	57	14.3	35t	1	67	87%		
Sep 19	at Chi	W 1/1	4	42	10.5	18	0	56	78%		
Sep 25	Pit	W 1/1	3	21	7.0	11	0	52	82%		
Oct 9	at Det	L 1/1	2	27	13.5	18	0	48	79%		
Oct 16	at Was	L 1/0	3	34	11.3	18	0	42	81%		
Oct 23	Min	W 1/1	2	10	5.0	6	0	43	74%		
Oct 30	at Dal	L 1/1	3	25	8.3	11	0	71	91%		
Nov 6	at NYG	L 1/1	4	41	10.3	23	0	69	92%		
Nov 13	Atl	W 1/1	2	7	3.5	4	0	72	91%		
Nov 20	at Sea	L 1/1	0	0	--	--	0	70	88%		
Nov 28	GB	L 0/0	INACTIVE								
Dec 4	at Cin	L 1/1	4	23	5.8	8	0	80	100%		
Dec 11	Was	L 1/1	2	22	11.0	13	0	68	87%		
Dec 18	at Bal	L 1/1	1	9	9.0	9	0	85	98%		
Dec 22	NYG	W 1/1	2	47	23.5	40t	1	54	96%		
Jan 1	Dal	W 1/1	0	0	--	--	0	6	8%		
Totals		15/14	36	365	10.1	40t	2	883	78%		

2015 GAME-BY-GAME STATISTICS

Date	Opp	GP/S	Rec	Yds	Avg	Lg	TD	Snaps	Pct		
Sep 14	at Atl	L 1/1	1	5	5.0	5	0	59	80%		
Sep 20	Dal	L 1/1	3	31	10.3	12	0	47	76%		
Sep 27	at NYJ	W 1/1	0	0	---	--	0	68	93%		
Oct 4	at Was	L 1/1	3	64	21.3	45	0	54	96%		
Oct 11	NO	W 1/1	1	5	5.0	5	0	34	40%		
Oct 19	NYG	W 0/0	INACTIVE (ANKLE)								
Oct 25	at Car	L 0/0	INACTIVE (ANKLE)								
Nov 8	at Dal	W 0/0	INACTIVE (ANKLE)								
Nov 15	Mia	L 1/0	3	32	10.7	21	0	53	55%		
Nov 22	TB	L 1/1	3	11	3.7	7	0	54	76%		
Nov 26	at Det	L 1/1	2	15	7.5	12	0	39	66%		
Dec 6	at NE	W 1/1	0	0	---	--	0	33	54%		
Dec 13	Buf	W 1/1	3	62	20.7	53t	1	59	77%		
Dec 20	Ari	L 1/1	0	0	---	--	0	57	89%		
Dec 26	Was	L 1/1	2	35	17.5	18	0	68	84%		
Jan 3	at NYG	W 1/1	2	23	11.5	16	0	46	70%		
Totals		13/12	23	283	12.3	53t	1	671	58%		

CAREER HIGHLIGHTS (Continued)

- Produced a 9-yard TD at KC (9/17/17)
- Recorded a career-high 6 receptions for 86 yards at Was. (9/10/17), including a 58-yard TD on the opening drive

2016 - PHILADELPHIA EAGLES (15/14)

- Registered a season-long 40-yard TD in the second quarter vs. NYG (12/22/16)
- Caught a 35-yard TD in the third quarter of the Eagles' 29-10 opening day victory vs. Cle. (9/11/16)

2015 - PHILADELPHIA EAGLES (13/12)

- Recorded the first TD of his NFL career on a 53-yard reception that gave the Eagles a 14-7, second-quarter advantage in the 23-20 win vs. Buf. (12/13/15)
- His 53-yard TD against the Bills was the longest TD reception by an Eagles rookie since **Hank Baskett** corralled TDs of 89 and 87 yards during the 2006 campaign

COLLEGE HIGHLIGHTS

- Compiled 3,572 all-purpose yards and 24 career TDs and became just the 12th Trojan to notch 2,000 receiving yards
- Totaled 540 yards on 37 punt returns (14.6 avg.) and set a school record with 4 punt return TDs
- Finished 8th on the USC career receptions list (179) and 7th on the career punt return yardage list (540), becoming the only Trojan to rank among the school's career Top-8 receivers and Top-7 punt returners
- Accumulated eight 100-yard receiving games in his career, including two 200-yard performances, which is tied for the most ever by a Trojan receiver

- Started all 13 games as a junior in 2014 and led the team with 104 receptions, 1,313 yards and 12 TDs, which were all career highs
- Earned *Associated Press* third-team All-America and first-team All-Pac-12 honors while finishing as one of 10 semifinalists for the Biletnikoff Award (the nation's top wide receiver). Also won USC's Offensive Perimeter Player of the Year Award
- His 104 receptions in 2014 rank 3rd on USC's all-time single-season list and 6th in Pac-12 Conference history
- As a sophomore in 2013, was named to the All-Pac-12 second team as a return specialist and was an honorable-mention selection as a WR. Started all 14 games and racked up 56 receptions for 918 yards and 6 TDs
- His 19.1 punt return average in 2014 was a USC single-season record and ranked 2nd nationally
- Made the 2012 *Scout.com* Freshman All-America second team after playing in all 13 games and tallying 19 catches for 340 yards and 2 TDs while returning 5 kickoffs for 121 yards

TRANSACTIONS

- 2015** Drafted by PHI in 1st round (20th overall)
Signed 4-year contract

RB JAY AJAYI 36



6-0 | 223 **3rd Year**
BORN: June 15, 1993 (Age 24)



Boise State
 D5b-15 (149th overall)
 by Miami
 Acquired: T-Mia-17



Originally selected by the Dolphins in the 5th round (149th overall) of the 2015 NFL Draft, Jay Ajayi (pronounced uh-JYE-ee) was acquired by Philadelphia from Miami in exchange for a 2018 4th-round pick on 10/31/17. In 2016, Ajayi was voted to his first career Pro Bowl after totaling the 3rd-most rushing yards (1,272) in Dolphins single-season history and becoming just the fourth player in NFL history to rush for 200+ yards three times in the same season.

RUSHING YARDS NFL PLAYERS IN 2016

Ezekiel Elliott	1,631
Jordan Howard	1,313
DeMarco Murray	1,287
Jay Ajayi	1,272
Le'Veon Bell	1,268

DOLPHINS SINGLE-SEASON HISTORY

Ricky Williams (2002)	1,853
Ricky Williams (2003)	1,372
Jay Ajayi (2016)	1,272
Delvin Williams (1978)	1,258
Lamar Smith (2000)	1,139

3+ GAMES WITH 200+ RUSHING YARDS IN SAME SEASON

NFL HISTORY

4		3		3
	EARL CAMPBELL 1980		JAY AJAYI 2016	
3		3		3
	TIKI BARBER 2005		O.J. SIMPSON 1973	

CAREER HIGHLIGHTS

2017 - DOLPHINS & EAGLES (13/7)

- Paced the Eagles rushing attack with 15 carries for 78 yards (5.2 avg.) in the 43-35 win at LAR (12/10/17)

Ajayi ranked 3rd in the NFL in 10+ yard runs (39) and 5th in rushing average (4.89) during his breakout season in 2016 (min. 200 attempts).

RB JAY AJAYI 36



AJAYI'S CAREER STATISTICS																
Year	Team	GP/S	RUSHING					RECEIVING					OFF SNAPS			
			Att	Yds	Avg	Lg	TD	No	Yds	Avg	Lg	TD	TYS	No	Pct	
2015	Miami	9/0	49	187	3.8	24	1	7	90	12.9	20	0	277	158	15%	
2016	Miami	15/12	260	1272	4.9	62t	8	27	151	5.6	15	0	1423	581	61%	
2017	Miami	7/7	138	465	3.4	21	0	14	67	4.8	15	0	532	320	71%	
	Philadelphia	6/0	56	356	6.4	71	1	8	70	8.8	32	0	426	161	16%	
	<i>Totals</i>	<i>13/7</i>	<i>194</i>	<i>821</i>	<i>4.2</i>	<i>71</i>	<i>1</i>	<i>22</i>	<i>137</i>	<i>6.2</i>	<i>32</i>	<i>0</i>	<i>958</i>	<i>---</i>	<i>---</i>	
Totals		37/19	503	2280	4.5	71	10	56	378	6.8	32	0	2658	---	---	
PLAYOFFS																
2016	Miami	1/1	16	33	2.1	8	0	3	12	4.0	5	0	45	43	66%	
Totals		1/1	16	33	2.1	8	0	3	12	4.0	5	0	45	---	---	
ADDITIONAL CAREER STATISTICS																
Fumbles/Lost: 6/2 - 2017 (2/1); 2016 (4/1) Kick Returns: 1 for 20 yards on 12/14/15 vs. NYG																
2-Point Conversions: 1 - 12/6/15 vs. Bal. Misc. Tackles: 2 - 2016 (2) Misc. Fumble Recoveries: 2 - 2016 (2)																



CAREER HIGHS		
Rush Attempts	32	12/24/16 at Buf.
Rushing Yards	214	10/23/16 vs. Buf.
Rushing Long	71	11/19/17 at Dal.
Rushing TDs	2	10/16/16 vs. Pit.
Receptions	6	12/4/16 at Bal.
Receiving Yards	52	11/29/15 at NYJ
Receiving Long	20	11/22/15 vs. Dal.
Receiving TDs	-	---

100+ YARD RUSHING GAMES (6)				
Date	Opponent	Yards	Att	TDs
10/23/16	vs. Buffalo Bills (W, 28-25)	214	28	1
12/24/16	at Buffalo Bills (W, 34-31)	206	32	1
10/16/16	vs. Pittsburgh Steelers (W, 30-15)	204	25	2
10/15/17	at Atlanta Falcons (W, 20-17)	130	26	0
9/17/17	at L.A. Chargers (W, 19-17)	122	28	0
11/6/16	vs. N.Y. Jets (W, 27-23)	111	24	1

MULTI-TOUCHDOWN GAMES (1)		
Date	Opponent	TDs
10/16/16	vs. Pittsburgh Steelers (W, 30-15)	2

CAREER HIGHLIGHTS (Continued)

- Led the Eagles with 91 yards on 7 rush attempts (13.0 avg.), including a career-long 71-yard run in the 37-9 win at Dal. (11/19/17) on *Sunday Night Football*
- Posted a 46-yard rushing TD in his Eagles debut vs. Den. (11/5/17). Marked the 2nd-longest rushing TD of his career and the first allowed by the Broncos in 2017
- Started each of his 7 games with the Dolphins and rushed 138 times for 465 yards (3.4 avg.)
- Rushed 26 times for 130 yards (5.0 avg.) in the 20-17 victory at Atl. (10/15/17)
- Totaled 28 carries for 122 yards (4.4 avg.) at LAC (9/17/17)

2016 - MIAMI DOLPHINS (15/12, Playoffs: 1/1)

- Named to his first career **Pro Bowl** after recording career highs in rush attempts (260), rushing yards (1,272), rushing average (4.89) and rushing TDs (8)
- Ranked 4th in the NFL in rushing yards (1,272), trailing only **Ezekiel Elliott** (1,631), **Jordan Howard** (1,313) and **DeMarco Murray** (1,287)
- His 1,272 rushing yards were the 3rd-most in Dolphins single-season history, behind **Ricky Williams** in 2002 (1,853) and 2003 (1,372)

BIRDSEED

Ajayi was born in London, England, to his father, Ibi, and mother, Kemi, who are both natives of Nigeria. Ajayi was raised in Texas and prep'd at Liberty (Frisco, TX) High School, where he earned two letters in football and one in track and field.

As a senior, Ajayi was named second-team all-state and was voted as a Parade All-American after recording 225 carries for 2,240 yards (10.0 avg.) and 35 TDs. As a junior, Ajayi tallied 209 carries for 1,627 yards (7.8 avg.) and 20 TDs.

In track and field, Ajayi was a member of the 4x400m, 4x200m and 4x100m district championship track teams.

Ajayi was a member of the National Society of High School Scholars. Ajayi has served as a NFL UK Ambassador, making appearances on BBC Sports and Sky Sports.



RB JAY AJAYI 36



2017 GAME-BY-GAME STATISTICS (MIAMI & PHILADELPHIA)																
Date	Opp	GP/S	RUSHING						RECEIVING					SNAPS		
			Att	Yds	Avg	Lg	TD	No	Yds	Avg	Lg	TD	TYS	No	Pct	
Sep 17	at LAC	W	1/1	28	122	4.4	20	0	2	4	2.0	3	0	126	64	94%
Sep 24	at NYJ	L	1/1	11	16	1.5	8	0	2	9	4.5	5	0	25	33	52%
Oct 1	NO	L	1/1	12	46	3.8	15	0	1	8	8.0	8	0	54	32	62%
Oct 8	Ten	W	1/1	25	77	3.1	11	0	2	2	1.0	2	0	79	46	78%
Oct 15	at Atl	W	1/1	26	130	5.0	18	0	0	0	---	--	0	130	48	72%
Oct 22	NYJ	W	1/1	23	51	2.2	11	0	3	26	8.7	15	0	77	51	69%
Oct 26	at Bal	L	1/1	13	23	1.8	21	0	4	18	4.5	6	0	41	46	70%
ACQUIRED BY EAGLES FROM DOLPHINS IN EXCHANGE FOR 2018 4TH-ROUND PICK (10/31/17)																
Nov 5	Den	W	1/0	8	77	9.6	46t	1	0	0	---	--	0	77	17	25%
Nov 19	at Dal	W	1/0	7	91	13.0	71	0	1	10	10.0	10	0	101	13	20%
Nov 26	Chi	W	1/0	5	26	5.2	30	0	1	7	7.0	7	0	33	22	28%
Dec 3	at Sea	L	1/0	9	35	3.9	11	0	3	11	3.7	11	0	46	31	41%
Dec 10	at LAR	W	1/0	15	78	5.2	19	0	1	2	2.0	2	0	80	43	47%
Dec 17	at NYG	W	1/0	12	49	4.1	22	0	2	40	20.0	32	0	89	35	51%
Dec 25	Oak															
Dec 31	Dal															
Totals			13/7	194	821	4.2	71	1	22	137	6.2	32	0	958	---	---

CAREER HIGHLIGHTS (Continued)

- Produced the 5th-best rushing average (4.89) in the NFL, trailing only **LeSean McCoy** (5.41), **Jordan Howard** (5.21), **Mark Ingram** (5.09) and **Ezekiel Elliott** (5.07) (min. 200 attempts). Also ranked 3rd in 10+ yard runs (39), behind Elliott (48) and Howard (43)
- Became just the fourth player in NFL history to record 3 games with 200+ rushing yards in the same season, joining **Tiki Barber** in 2005 (3), **Earl Campbell** in 1980 (4) and **O.J. Simpson** in 1973 (3)
- Rushed a season-high 32 times for 206 yards (6.4 avg.) and 1 TD in the 34-31 overtime win at Buf. (12/24/16). Became the fourth NFL player to rush for 420+ yards in a single season against the same opponent, joining **Jamal Lewis** in 2003 (500 vs. Cleveland), **O.J. Simpson** in 1973 (469 vs. New England) and **LaDainian Tomlinson** in 2003 (430 vs. Oakland)
- His 206-yard effort against the Bills earned him Week 16 **AFC Offensive Player of the Week** and **FedEx Ground Player of the Week** honors. Became the third player in Dolphins history to be named Player of the Week three times in a season, joining CB **Sam Madison** in 1999 and QB **Dan Marino** in 1984
- Carried the ball 24 times for 111 yards (4.6 avg.) and 1 TD in the 27-23 victory vs. NYJ (11/6/16). Marked his 3rd straight game with 100+ rushing yards. His 529 rushing yards in Weeks 6-9 were the 3rd-most over a 3-game span in Dolphins single-season history
- Named **AFC Offensive Player of the Week** and **FedEx Ground Player of the Week** for Week 7 after rushing 28 times for 214 yards (7.6 avg.) and 1 TD in the 28-25 victory vs. Buf. (10/23/16). His 214 rushing yards were the 3rd-most in Dolphins history (including playoffs)



DT BEAU ALLEN 94



6-3 | 327  4th Year
BORN: Nov. 14, 1991 (Age 26)

**Minnetonka,
Minnesota**



**Minnetonka
High School**



Wisconsin

**D7-14 (224th overall)
by Philadelphia**

THREE STEP DROP

If he could play another sport: Would be a member of the PGA Tour

Surprisingly good at: "I'm shockingly good at yard games. I take a lot of pride in that."

Favorite meal: Mom's Porcupine Meatballs (meatballs with rice inside)

Biggest Pet Peeve: When you hold the door open for someone and they don't say "thank you"

Favorite TV shows: *Band of Brothers, Curb Your Enthusiasm, Game of Thrones, It's Always Sunny in Philadelphia, The Office, Seinfeld, The Sopranos, True Detective, The Wire*

Favorite throwback jerseys: Reggie White, Eagles; Reggie White, Packers; one of the Hanson Brothers, Kirby Puckett, Minnesota Twins



A seventh-round pick of the Eagles from Wisconsin in 2014, **Beau Allen** contributed as a member of the defensive line rotation in all 48 games of his first three NFL seasons. Allen, who also never missed a game in college, finished his Badger career with 94 tackles and eight sacks en route to becoming a two-time All-Big Ten honorable mention selection (2012-13).

In 2016, Allen became the first Eagle since **Dan Klecko** in 2008 to play on both sides of the football in the same game. Allen played 17 snaps as a defensive tackle and four as a fullback vs. Cleveland on opening day (9/11/16).

CAREER HIGHLIGHTS

2017 - PHILADELPHIA EAGLES (13/2)

- Recorded a season-high 4 tackles (3 solo), including 1 TFL, at Car. (10/12/17)
- Made his first start of the season at LAC (10/1/17) in place of an injured **Fletcher Cox**. Notched the first full-sack of his career when he took down Chargers QB **Philip Rivers** in the 2nd quarter

2016 - PHILADELPHIA EAGLES (16/3)

- Registered career highs in games started (three), tackles (32), tackles for loss (four) and defensive snaps played (412, 40%). Also added a half-sack and his first-career fumble recovery
- Posted a half-sack of **Joe Flacco** at Bal. (12/18/16)
- Started in place of **Bennie Logan** vs. Min. (10/23/16) and recorded three tackles, two QB pressures, and his first career fumble recovery
- Played 17 snaps as a DT and four as a FB vs. Cle. (9/11/16) and served as a lead blocker on a 1-yd. TD run by **Ryan Mathews**. Became the first Eagle since **Dan Klecko** in 2008 to play on both sides of the football in the same game



ALLEN'S CAREER STATISTICS

Year	Team	GP/S	TACKLES					PASS DEFENSE						FUMBLES			DEF SNAPS	
			Total	Solo	Asst	TFL	Sacks	Int	Yds	Lg	TD	PD	QBP/H	FF	FR	Yds	No	Pct
2014	Philadelphia	16/0	15	8	7	0.0	0.5	0	0	--	0	0	1	0	0	0	195	17%
2015	Philadelphia	16/2	31	19	12	1.0	0.0	0	0	--	0	1	2	0	0	0	343	28%
2016	Philadelphia	16/3	32	19	13	4.0	0.5	0	0	--	0	0	7	0	1	0	412	40%
2017	Philadelphia	13/2	19	14	5	7.0	1.0	0	0	--	0	0	11	0	0	0	359	40%
Totals		61/7	97	60	37	12.0	2.0	0	0	--	0	1	21	0	1	0	---	---

CAREER HIGHS

Total Tackles	6	2x, last: 1/3/16 at NYG
Solo Tackles	4	1/3/16 at NYG
Sacks	1.0	10/1/17 at LAC
Hurries	3	10/23/16 vs. Min.
PDs	1	10/4/15 at Was.
FFs	--	---
FRs	1	10/23/16 vs. Min.



“THE ALLEN” RECLINER

In the 2016 offseason, Allen starred in a commercial for Bob's Discount Furniture along with the company's co-founder Bob Kaufman. The store now offers a recliner named after the defensive tackle called “The Allen.”

BIRDSEED

Allen is the son of Susie and Matt Allen. Matt is a senior vice president of sales for Elizabeth Arden and Susie is a registered nurse. Matt also was the varsity spirit squad captain at Wisconsin.

Allen's brother, Jack, works in finance in New York City, and his sister, Grace, now attends the University of Wisconsin after helping her team win the state basketball championship as a senior at Minnetonka High School.

Allen's grandfather, Fred T. Westphal, was an All-American swimmer at Wisconsin (1956-59). His uncle, John Westphal, played football for the Badgers (1980-81).

Allen has a Vizsla dog named Penny (short for Penelope Anne Lumpkins, Jr. Allen III).

Allen was nicknamed “The Polar Bear” at Wisconsin due to his size and northern heritage.

@Beau_Allen



THE UNZIPPED

Allen played bass guitar from 7th through 9th grade for a band called THE UNZIPPED. Recalled Allen, “We were the undisputed winners of our 8th grade talent show at Minnetonka Middle School. We played classic rock like Led Zeppelin and Van Halen.”

BIGGEST FOOTBALL INFLUENCE

Allen claims his football career was most influenced by his position coach at Wisconsin, Charlie Partridge, now the DL coach at the University of Pittsburgh. “I thought he was a great coach and I had a lot of respect for him and the way he went about his business. I think he

HIGH SCHOOL STANDOUT

Allen was an all-state selection by the *Associated Press* as a senior at Minnetonka HS. Allen also played hockey, lacrosse and participated in track and field in high school. He was a member of the 2009 Minnesota state champion lacrosse team.



TRADITION ... ALL SEVEN LAYERS OF IT

Allen is really proud of his family tradition of having a seven-layer jello at every holiday meal. “I can't even describe how big a deal this is in our family. My mother makes it and we don't even wait for dessert to eat it. It's an appetizer.”

@beau_allen



2017 GAME-BY-GAME STATISTICS

Date	Opp	GP/S	Tot	Solo	Sk	Q	PD	FF	FR	Snaps	Pct
Sep 10	at Was	W	1/0	1	0	0.0	0	0	0	25	40%
Sep 17	at KC	L	1/0	2	1	0.0	1	0	0	15	28%
Sep 24	NYG	W	1/0	0	0	0.0	1	0	0	50	72%
Oct 1	at LAC	W	1/1	2	2	1.0	2	0	0	38	67%
Oct 8	Ari	W	1/1	0	0	0.0	1	0	0	26	43%
Oct 12	at Car	W	1/0	4	3	0.0	0	0	0	41	50%
Oct 23	Was	W	1/0	3	2	0.0	0	0	0	21	33%
Oct 29	SF	W	1/0	0	0	0.0	1	0	0	29	44%
Nov 5	Den	W	1/0	2	1	0.0	0	0	0	30	47%
Nov 19	at Dal	W	1/0	2	2	0.0	0	0	0	15	24%
Nov 26	Chi	W	INACTIVE (KNEE)								
Dec 3	at Sea	L	1/0	0	0	0.0	0	0	0	23	37%
Dec 10	at LAR	W	1/0	2	2	0.0	0	0	0	14	29%
Dec 17	at NYG	W	1/0	1	1	0.0	1	0	0	32	36%
Dec 25	Oak										
Dec 31	Dal										
Totals			13/2	19	14	1.0	--	0	0	359	40%

2016 GAME-BY-GAME STATISTICS

Date	Opp	GP/S	Tot	Solo	Sk	Hur	PD	FF	FR	Snaps	Pct
Sep 11	Cle	W	1/0	1	0	0.0	0	0	0	17	33%
Sep 19	at Chi	W	1/0	2	2	0.0	0	0	0	11	21%
Sep 25	Pit	W	1/0	0	0	0.0	0	0	0	17	28%
Oct 9	at Det	L	1/0	1	0	0.0	0	0	0	8	13%
Oct 16	at Was	L	1/0	3	2	0.0	0	0	0	43	58%
Oct 23	Min	W	1/1	3	2	0.0	3	0	0	51	67%
Oct 30	at Dal	L	1/1	1	1	0.0	0	0	0	54	69%
Nov 6	at NYG	L	1/1	5	3	0.0	0	0	0	49	77%
Nov 13	Atl	W	1/0	0	0	0.0	0	0	0	9	18%
Nov 20	at Sea	L	1/0	1	0	0.0	1	0	0	24	36%
Nov 28	GB	L	1/0	2	1	0.0	0	0	0	25	35%
Dec 4	at Cin	L	1/0	2	0	0.0	0	0	0	22	34%
Dec 11	Was	L	1/0	2	1	0.0	0	0	0	15	31%
Dec 18	at Bal	L	1/0	4	3	0.5	1	0	0	22	38%
Dec 22	NYG	W	1/0	3	2	0.0	2	0	0	29	33%
Jan 1	Dal	W	1/0	2	2	0.0	0	0	0	16	29%
Totals			16/3	32	19	0.5	7	0	0	412	40%

CAREER HIGHLIGHTS (Continued)

2015 - PHILADELPHIA EAGLES (16/2)

- Registered a career-high 6 tackles at Was. (10/4/15) and at NYG (1/3/16)

2014 - PHILADELPHIA EAGLES (16/0)

- Notched the first sack of his career, helping bring down **Ryan Fitzpatrick** in a win at Hou. (11/2/14)

COLLEGE HIGHLIGHTS

- Set a school record with 54 games played, having never missed a contest in his college career. A three-time Academic All-Big Ten selection (2011-13) and consensus All-Big Ten honorable mention choice (2012-13)
- A four-year letterwinner, rounded out his Wisconsin career with 94 tackles (15 TFLs), eight sacks, two blocked kicks and a fumble recovery for a TD after a blocked punt during his senior campaign
- Started all 13 games as a senior in 2013, registering 20 tackles (two TFLs), 1.5 sacks and a fumble recovery
- As a junior in 2012, ranked second on the team with 7.5 TFLs, while also tallying 37 tackles, 2.5 sacks and a forced fumble in all 14 starts
- Finished second on the team with four sacks as a sophomore in 2011, in addition to 22 tackles (5.5 TFLs) in 14 games

2015 GAME-BY-GAME STATISTICS

Date	Opp	GP/S	Tot	Solo	Sk	Hur	PD	FF	FR	Snaps	Pct
Sep 14	at Atl	L	1/0	2	2	0.0	0	0	0	12	16%
Sep 20	Dal	L	1/0	2	0	0.0	0	0	0	19	22%
Sep 27	at NYJ	W	1/0	1	0	0.0	0	0	0	28	35%
Oct 4	at Was	L	1/0	6	3	0.0	0	1	0	54	64%
Oct 11	NO	W	1/0	1	1	0.0	0	0	0	21	30%
Oct 19	NYG	W	1/0	1	1	0.0	0	0	0	11	16%
Oct 25	at Car	L	1/0	0	0	0.0	0	0	0	15	25%
Nov 8	at Dal	W	1/0	2	1	0.0	0	0	0	9	12%
Nov 15	Mia	L	1/0	0	0	0.0	0	0	0	8	12%
Nov 22	TB	L	1/0	0	0	0.0	0	0	0	16	21%
Nov 26	at Det	L	1/0	2	1	0.0	0	0	0	21	29%
Dec 6	at NE	W	1/0	1	1	0.0	2	0	0	15	17%
Dec 13	Buf	W	1/0	1	1	0.0	0	0	0	18	24%
Dec 20	Ari	L	1/0	2	1	0.0	0	0	0	19	25%
Dec 26	Was	L	1/1	4	3	0.0	0	0	0	38	51%
Jan 3	at NYG	W	1/1	6	4	0.0	0	0	0	39	46%
Totals			16/2	31	19	0.0	2	1	0	343	28%

TRANSACTIONS

- 2014** Drafted by PHI in 7th round (224th overall)
Signed 4-year contract
- 7/24/17** Placed on Active/NFI List
- 8/25/17** Passed physical/removed from NFI List

RB KENJON BARNER 38



5-9 | 195  **4th Year**
BORN: April 28, 1990 (Age 27)

Riverside, California

Notre Dame High School


Oregon
D6-13 (182nd overall)
by Carolina
Acquired: FA 2017

THREE STEP DROP

Hobbies: Bowling, wakeboarding, water sports, camping and going to the beach

Favorite teams/athletes growing up: Los Angeles Lakers, San Francisco 49ers, Kobe Bryant

If he could play another sport, what position/team: Poing guard, Los Angeles Lakers

Favorite movies: Chasing Mavericks, Phantom of the Opera, Something Borrowed

Favorite musicians: Miguel (R&B), Cody Allen & Rascall Flatts (Country), Hoobastank and Nickelback (Alternative)

Favorite meal: Eggs, bacon and syrup

Three favorite throwback jerseys: Allen Iverson, Philadelphia 76ers; Garrison Hearst, San Francisco 49ers; Eric Dickerson, SMU



Kenjon Barner (pronounced KEN-yon) rejoined Philadelphia in Week 4 in 2017 after spending training camp and preseason with the Los Angeles Chargers. In 2016, Barner emerged as the Eagles' primary kick returner and led the team with 277 yards and a 30.8 average. The Oregon product was originally selected by the Panthers in the 6th round (182nd overall) of the 2013 NFL Draft.

ALL-PURPOSE YARDS

UNIVERSITY OF OREGON HISTORY

LaMichael James	5,869
Kenjon Barner	5,848
De'Anthony Thomas	5,345

CAREER HIGHLIGHTS

2017- PHILADELPHIA EAGLES (11/1)

- Followed up a career-long 22-yard reception with a 4-yard rushing TD on the Eagles opening drive at Dal. (11/19/17) on *Sunday Night Football*
- Named **NFC Special Teams Player of the Week** after totaling career highs in punt returns (3), punt return yards (110) and punt return average (36.7) in the 34-7 win vs. Ari. (10/8/17). His 76 yard punt return in the first quarter was the longest by an Eagle since **Darren Sproles** (83-yard TD) on 12/6/15 at New England

2016 - PHILADELPHIA EAGLES (13/0)

- Set career highs and led the team in kick return yardage (277), return average (30.8) and tied for first in returns (9)
- Recorded three returns for 114 yards (38.0 avg.), including a 52-yard return in a win vs. Atl. (11/13/16)
- Scored on a 3-yard TD run in the third quarter at NYG (11/6/16)
- Matched his career high in rushing yards (42) and crossed the goal line for his first-career rushing touchdown in a convincing 34-3 home win vs. Pit. (9/25/16)
- Ran for a career-high 42 yards on four carries (10.5 avg.) in a season-opening win vs. Cle. (9/11/16)

RB KENJON BARNER 38



BARNER'S CAREER STATISTICS

Year	Team	GP/S	RUSHING					RECEIVING					OFF SNAPS		PUNT RETURNS					KICK RETURNS						
			Att	Yds	Avg	Lg	TD	No	Yds	Avg	Lg	TD	TYS	No	Pct	No	FC	Yds	Avg	Lg	TD	No	Yds	Avg	Lg	TD
2013	Carolina	8/0	6	7	1.2	2	0	2	7	3.5	5	0	14	24	2%	0	0	0	---	--	0	2	17	8.5	17	0
2015	Philadelphia	10/0	28	124	4.4	19	0	9	22	2.4	12	0	146	79	7%	1	0	-3	-3.0	-3	0	1	10	10.0	10	0
2016	Philadelphia	13/0	27	129	4.8	19	2	5	42	8.4	15	0	171	99	10%	2	0	22	11.0	22	0	9	277	30.8	61	0
2017	Philadelphia	11/1	15	59	3.9	18	1	4	42	10.5	22	0	101	69	7%	21	15	211	10.0	76	0	9	176	19.6	27	0
Totals		42/1	76	319	4.2	19	3	20	113	5.7	22	0	432	---	---	24	15	230	9.6	76	0	21	480	22.9	61	0

PLAYOFFS

2013	Carolina	1/0	0	0	---	--	0	0	0	---	--	0	0	0	0%	0	0	0	---	--	0	1	16	16.0	16	0
Totals		1/0	0	0	---	--	0	0	0	---	--	0	0	0	0%	0	0	0	---	--	0	1	16	16.0	16	0

ADDITIONAL CAREER STATISTICS

Fumbles/Lost: 3/1 - 2017 (1/0), 2015 (1/1), 2013 (1/0) **Fumble Recoveries:** 1 - 2017 (1)

CAREER HIGHLIGHTS (Continued)

2015 - PHILADELPHIA EAGLES (10/0)

- Hauled in career highs of five catches for 21 yards in a season-finale victory at NYG (1/3/16)
- Carried a career-high nine times for 39 yards and added two receptions for seven yards in a win at NE (12/6/15)

2013 - CAROLINA PANTHERS (8/0, Playoffs: 1/0)

- Appeared in eight games and rushed six times for seven yards while adding two receptions for seven yards

COLLEGE HIGHLIGHTS

- Played in 49 games (20 starts) at Oregon and finished his career ranked second in school history with 3,623 rushing yards and tied for second with 41 rushing touchdowns. Also totaled 54 catches for 591 yards and seven touchdowns
- Averaged 22.5 yards on 61 kickoff returns for 1,371 yards and one touchdown and 10.1 yards on 26 punt returns for 263 yards and one touchdown
- Finished second in school history with 5,848 all-purpose yards and third with 300 points scored
- Recorded 13 career games with 100+ yards rushing
- As a senior in 2012, garnered first-team All-America honors and was a first-team All-Pac-12 Conference choice after compiling 1,767 yards (second most in school history) on 278 carries with a school-record-tying 21 rushing touchdowns

CAREER HIGHS

Rush Attempts	9	12/6/15 at NE
Rushing Yards	42	2x, last: 9/25/16 vs. Pit.
Rushing Long	19	2x, last: 9/11/16 vs. Cle.
Rushing TDs	1	2x, last: 11/6/16 at NYG
Receptions	5	1/3/16 at NYG
Receiving Yards	25	12/18/16 at Bal.
Receiving Long	22	11/19/17 at Dal.
Receiving TDs	--	---
Kick Returns	3	2x, last: 11/28/16 vs. GB
Kick Return Yards	114	11/13/16 vs. Atl.
Kick Return Long	61	12/4/16 at Cin.
Punt Returns	5	11/5/17 vs. Den.
Punt Return Yards	110	10/8/17 vs. Ari.
Punt Return Long	76	10/8/17 vs. Ari

TRANSACTIONS

- 2013** Drafted by CAR in 6th round (182nd overall)
Signed 4-year contract
- 8/19/14** Traded by CAR to PHI in exchange for conditional 7th-round pick in 2015
- 8/30/14** Waived/injured by PHI
- 11/4/14** Signed by PHI to practice squad
- 12/30/14** Re-signed by PHI
- 3/21/17** Signed by LAC
- 9/2/17** Released by LAC
- 9/26/17** Signed by PHI

BIRDSEED

Barner prepped at Notre Dame HS (Riverside, CA), where he led the state in both rushing and scoring as a senior, while finishing second in the country in scoring (22.8 ppg) and fourth in rushing (240.3 ypg) after tallying 3,124 yards on the ground and 46 touchdowns. Barner was one of only three players in school history to ever run for more than 3,000 yards in one season and eclipsed the 300-yard mark on three occasions.

Barner is the son of Gary and Wilhelmenia Barner and has five siblings (four brothers and one sister). He also has a son, Kingston.



@KBDeuce4

RB KENJON BARNER 38



2017 GAME-BY-GAME STATISTICS

Date	Opp	GP/S	RUSHING					RECEIVING					SNAPS			PUNT RETURNS						
			Att	Yds	Avg	Lg	TD	No	Yds	Avg	Lg	TD	TYS	No	Pct	No	FC	Yds	Avg	Lg	TD	
SIGNED BY EAGLES TO 53-MAN ROSTER (9/26/17)																						
Oct 1	at LAC	W	1/0	0	0	---	--	0	0	0	---	--	0	0	0	0%	3	0	15	5.0	13	0
Oct 8	Ari	W	1/0	5	23	4.6	16	0	0	0	---	--	0	23	17	25%	3	1	110	36.7	76	0
Oct 12	at Car	W	1/0	5	7	1.4	6	0	1	9	9.0	9	0	16	22	35%	1	1	0	0.0	0	0
Oct 23	Was	W	1/0	2	4	2.0	2	0	0	0	---	--	0	4	4	6%	2	2	22	11.0	22	0
Oct 29	SF	W	1/0	0	0	---	--	0	2	11	5.5	7	0	11	4	6%	2	1	14	7.0	10	0
Nov 5	Den	W	1/1	0	0	---	--	0	0	0	---	--	0	0	2	3%	5	1	22	4.4	8	0
Nov 19	at Dal	W	1/0	1	4	4.0	4t	1	1	22	22.0	22	0	26	2	3%	0	4	0	---	--	0
Nov 26	Chi	W	1/0	0	0	---	--	0	0	0	---	--	0	0	4	5%	1	1	17	17.0	17	0
Dec 3	at Sea	L	1/0	0	0	---	--	0	0	0	---	--	0	0	2	3%	1	3	0	0.0	0	0
Dec 10	at LAR	W	1/0	0	0	---	--	0	0	0	---	--	0	0	6	7%	3	0	11	3.7	7	0
Dec 17	at NYG	W	1/0	2	21	10.5	18	0	0	0	---	--	0	21	6	9%	0	1	0	---	--	0
Dec 25	Oak																					
Dec 31	Dal																					
Totals			11/1	15	59	3.9	18	1	4	42	10.5	22	0	101	69	7%	21	15	211	10.0	76	0

2016 GAME-BY-GAME STATISTICS

Date	Opp	GP/S	RUSHING					RECEIVING					SNAPS			KICK RETURNS					
			Att	Yds	Avg	Lg	TD	No	Yds	Avg	Lg	TD	TYS	No	Pct	No	Yds	Avg	Lg	TD	
Sep 11	Cle	W	1/0	4	42	10.5	19	0	0	0	0.0	0	0	42	6	8%	0	0	---	--	0
Sep 19	at Chi	W	1/0	2	2	1.0	3	0	0	0	0.0	0	0	2	8	11%	0	0	---	--	0
Sep 25	Pit	W	1/0	8	42	5.3	14	1	0	0	0.0	0	0	42	12	18%	0	0	---	--	0
Oct 9	at Det	L	1/0	0	0	0.0	0	0	0	0	0.0	0	0	0	1	2%	0	0	---	--	0
Oct 16	at Was	L	1/0	2	6	3.0	6	0	0	0	0.0	0	0	6	8	15%	0	0	---	--	0
Oct 23	Min	W	1/0	0	0	0.0	0	0	0	0	0.0	0	0	0	3	5%	0	0	---	--	0
Oct 30	at Dal	L	1/0	3	9	3.0	4	0	1	5	5.0	5	0	14	6	8%	0	0	---	--	0
Nov 6	at NYG	L	1/0	1	3	3.0	3	1	0	0	0.0	0	0	3	3	4%	0	0	---	--	0
Nov 13	Atl	W	1/0	0	0	0.0	0	0	0	0	0.0	0	0	0	3	4%	3	114	38.0	52	0
Nov 20	at Sea	L	1/0	3	17	5.7	11	0	0	0	0.0	0	0	17	18	22%	0	0	---	--	0
Nov 28	GB	L	1/0	1	2	2.0	2	0	1	10	10.0	10	0	12	6	10%	3	49	16.3	21	0
Dec 4	at Cin	L	1/0	0	0	0.0	0	0	1	2	2.0	2	0	2	13	16%	2	88	44.0	61	0
Dec 11	Was	L	0/0	INACTIVE																	
Dec 18	at Bal	L	1/0	3	6	2.0	2	0	2	25	12.5	15	0	31	12	14%	1	26	26.0	26	0
PLACED ON INJURED RESERVE (HAMSTRING) ON 12/20/16																					
Totals			13/0	27	129	4.8	19	2	5	42	8.4	15	0	171	99	10%	9	277	30.8	61	0

DE DEREK BARNETT 96



6-3 | 259 **Rookie**
BORN: June 25, 1996 (Age 21)

Brentwood, Tennessee
Brentwood Academy



Tennessee
D1-17 (14th overall)
by Philadelphia

Derek Barnett was selected by the Eagles with the 14th-overall pick in the 2017 NFL Draft following a highly-decorated, three-year career at the University of Tennessee. In 2016, Barnett was named first-team All-America by the *Associated Press* after registering 13.0 sacks, bringing his career total to 33.0 and surpassing Pro Football Hall of Famer and Eagles legend **Reggie White** for the school record.



TOTAL PRESSURES

NCAA EDGE DEFENDERS IN 2016
(PRO FOOTBALL FOCUS)

Hunter Dimick (Utah)	83
Derek Barnett (Tenn.)	78
Trey Hendrickson (FAU)	77

MOST SACKS

UNIVERSITY OF TENNESSEE HISTORY



DEREK BARNETT
(2014-16)
33.0



REGGIE WHITE
(1980-83)
32.0

CAREER HIGHLIGHTS

2017 - PHILADELPHIA EAGLES (14/0)

- His 5.0 sacks are the most by an Eagles rookie since **Fletcher Cox** (5.5) in 2012
- Led the Eagles with a career-high-tying 2.0 sacks in the 37-9 win at Dal. (11/19/17), including his first career strip-sack that resulted in a 37-yard fumble recovery TD by **Nigel Bradham**. Became the first Eagles rookie to have two multi-sack games since **Trent Cole** in 2005
- Blocked a **Robbie Gould** FG attempt in the third quarter and recovered and returned the fumble for an 8-yard gain vs. SF (10/30/17)
- Posted a career-high 2.0 sacks in the 34-24 *Monday Night Football* victory vs. Was. (10/24/17). Became the first Eagles rookie to register 2.0+ sacks in a single game since **Trent Cole** (2.0) on 11/20/05 at NYG
- Combined with **Justin Hamilton** to sack **Cam Newton** in the 28-23 win at Car. (10/12/17)

TACKLES FOR LOSS

UNIVERSITY OF TENNESSEE HISTORY

53.0	Leonard Little (1995-97)
52.0	Derek Barnett (2014-16)



MOTHER'S INSPIRATION

Barnett considers his mother, Christine, his best friend and inspiration. Christine, who works in a UPS warehouse and at times has held three jobs to support her three children, instilled a humble attitude in Barnett at an early age.

"She always told me, 'Stay humble and put your head down and just work.' I think I get that attitude from her. Even though she worked a lot, she was still always there and made sure I had everything I needed."

Barnett noted in his pre-draft *Players' Tribune* article that his mother deserves to be taken care of for all of her hard work, but she admirably prefers to live her life as usual.

"She's already told me that she's going to keep her same job at the UPS warehouse — on her feet, sweating, sorting packages on a tight deadline — even after I make it to the league."



NFL DRAFT COVER LETTER

Prior to the 2017 NFL Draft, Barnett penned a letter in *The Players' Tribune* to the league's general managers.

"I just thought it was a great way to express my feelings, and my mom thought it would be a good idea to get that letter out as well."

Barnett expressed his admiration for Reggie White, whose career sacks record he broke at the University of Tennessee, but assured readers that his work was not done yet.

"Right now, you might know me as the kid who broke Reggie White's sack record at Tennessee, but that's not the only thing I'm going to be remembered for by the time I leave this game. I promise you that."



REGGIE WHITE'S RECORD

As a junior at the University of Tennessee in 2016, Barnett set a new school record with 33.0 career sacks, surpassing the previous record of 32.0 set by Pro Football Hall of Famer and Eagles legend Reggie White (1980-83). After breaking the record, Barnett received a phone call from Sara White.

"She was just congratulating me on everything I've accomplished. Even though I broke the record, I told her Reggie is still Reggie. I don't think I'm better than Reggie. It meant a lot."

Along with watching film of White, Barnett admires the games of several other NFL players, past and present. "I like watching [Seahawks DE] Michael Bennett play. I like his demeanor. He uses his hands very well. When I was younger, [Pro Football Hall of Famer and former Giants DE] Michael Strahan was one of the best to do it. I look up to a lot of those guys."

MAKING AN IMPRESSION

Prior to the 2017 NFL Combine, Barnett caught the flu and his numbers were not as good as he originally anticipated. However, that did not keep him from making an impression on NFL teams, especially the Eagles.

"I caught the flu a few days before we ran, and I knew I probably wasn't going to test my best. But I knew it was an important job interview and I knew I had to go out there and grind it out. I told myself to just go out there and do my best and control what I can control, and I did so."

BIRDSEED

Barnett lettered at Brentwood Academy (Brentwood, TN), where he earned numerous all-state honors as a defensive end. As a senior, Barnett recorded 60 tackles, 18 TFL, 5.5 sacks and 1 FF and helped lead his team to a state semifinal berth.

Barnett began playing football at an early age as both a guard and defensive end. He developed an immediate love for the game.

"The first time I picked it up, I started playing football in fifth grade, and I always used to play backyard football when I was younger. When I picked it up the first day of practice I had a blast, and I knew I was going to go a long way with it."

Barnett majored in communication studies at Tennessee.



BARNETT'S CAREER STATISTICS

Year	Team	GP/S	TACKLES					PASS DEFENSE						FUMBLES			DEF SNAPS	
			Total	Solo	Asst	TFL	Sacks	Int	Yds	Lg	TD	PD	QPH	FF	FR	Yds	No	Pct
2017	Philadelphia	14/0	23	17	6	8.0	5.0	0	0	--	0	0	28	1	1	0	404	45%
Totals		14/0	23	17	6	8.0	5.0	0	0	--	0	0	28	1	1	0	---	---

ADDITIONAL CAREER STATISTICS

Blocked FGs: 10/29/17 vs. SF **Special Teams FR:** 10/29/17 vs. SF

Eagles Executive Vice President of Football Operations Howie Roseman on Derek Barnett

“ He stands for what we want to be, and I think everyone in this city will see what kind of person he is, what kind of player he is. Unbelievably high character, unbelievable worker, and tremendously talented and productive. ”

CAREER HIGHS

Total Tackles	4	11/19/17 at Dal.
Solo Tackles	3	2x, last: 11/5/17 vs. Den.
Sacks	2.0	2x, last: 11/19/17 at Dal.
Pressures/Hurries	6	11/19/17 at Dal.
PDs	-	---
FFs	1	11/19/17 at Dal.
FRs	1	10/1/17 at LAC

CAREER HIGHLIGHTS (Continued)

- Recovered his first career fumble after **Chris Long** strip-sacked Chargers QB **Philip Rivers** at LAC (10/1/17)

COLLEGE HIGHLIGHTS

- Played in all 39 games (36 starts) during his three-year career at the University of Tennessee, where he set a new school record with 33.0 career sacks. Surpassed the previous record of 32.0 set by Pro Football Hall of Famer and Eagles legend **Reggie White** (1980-83)
- Compiled 52.0 TFL in his career, finishing 2nd all-time in school history behind **Leonard Little** (53.0 from 1995-97)
- Earned first-team All-America honors from the *Associated Press* as a junior in 2016 after registering a career-high 13.0 sacks with 56 total tackles, 19 TFL, 16 hurries and 2 FFs
- Named second-team All-SEC by the *Associated Press* after starting all 13 games and leading the team with 10.0 sacks as a sophomore in 2015. Also finished 3rd on the Volunteers defense with 69 total tackles
- Named second-team All-SEC by the *Associated Press* as a freshman in 2014. Earned Freshman All-America honors by the *Football Writers Association of America* and was selected to the Freshman All-SEC team. Set true-freshman school records with 10.0 sacks and 20.5 TFL, while notching a career-high 72 total tackles

2017 GAME-BY-GAME STATISTICS

Date	Opp		GP/S	Tot	Solo	Sk	QPH	PD	FF	FR	Snaps	Pct
Sep 10	at Was	W	1/0	2	2	0.0	-	0	0	0	26	41%
Sep 17	at KC	L	1/0	1	1	0.0	-	0	0	0	21	40%
Sep 24	NYG	W	1/0	0	0	0.0	-	0	0	0	26	38%
Oct 1	at LAC	W	1/0	3	2	0.0	-	0	0	1	24	42%
Oct 8	Ari	W	1/0	0	0	0.0	-	0	0	0	26	43%
Oct 12	at Car	W	1/0	2	0	0.5	-	0	0	0	39	48%
Oct 23	Was	W	1/0	3	3	2.0	-	0	0	0	36	56%
Oct 29	SF	W	1/0	2	2	0.0	-	0	0	0	34	52%
Nov 5	Den	W	1/0	3	3	0.0	-	0	0	0	29	45%
Nov 19	at Dal	W	1/0	4	2	2.0	-	0	1	0	32	51%
Nov 26	Chi	W	1/0	0	0	0.0	1	0	0	0	26	47%
Dec 3	at Sea	L	1/0	1	0	0.5	3	0	0	0	26	42%
Dec 10	at LAR	W	1/0	0	0	0.0	0	0	0	0	17	35%
Dec 17	at NYG	W	1/0	2	2	0.0	0	0	0	0	42	48%
Dec 25	Oak											
Dec 31	Dal											
Totals			14/0	23	17	5.0	-	0	1	1	404	45%

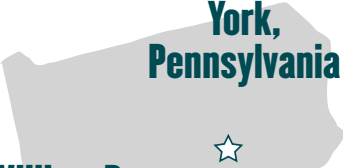
TRANSACTIONS

- 2017** Drafted by PHI in 1st round (14th overall)
Signed 4-year contract

T WILL BEATTY 66



6-6 | 319  **9th Year**
BORN: March 2, 1985 (Age 32)

**York,
Pennsylvania**

☆
**William Penn
High School**


UCONN
Connecticut
D2-09 (60th overall)
by N.Y. Giants
Acquired: FA 2017

Originally selected by the Giants in the 2nd round (60th overall) of the 2009 NFL Draft, **Will Beatty** was signed by the Eagles as a free agent on 11/14/17 after spending the first eight seasons of his career with New York. Beatty has appeared in 88 career games, including 62 starts between left tackle (58) and right tackle (four). The York, PA, native played collegiately at UConn, where he earned All-Big East Conference first-team honors from the league's media and coaches and was named All-America honorable mention.



CAREER HIGHLIGHTS

2016 - NEW YORK GIANTS (6/0)

- Saw action in six contests after missing the entire 2015 season due to injury

2014 - NEW YORK GIANTS (16/16)

- Played in every game for the third consecutive season and started all 16 games for the 2nd year in a row. Was 1 of 7 Giants to start every game and 1 of 3 offensive linemen, joining center **J.D. Walton** and right guard **John Jerry**
- Was part of a line that helped the Giants finish 10th in the NFL in yards-per-game (367.2), including 7th in passing yardage (267.0), and helped **Eli Manning** set a franchise record with 379 completions

T WILL BEATTY 66



CAREER HIGHLIGHTS (Continued)

2013 - NEW YORK GIANTS (16/16)

- Started all 16 games for the 1st time in his career at left tackle. Joined **Kevin Boothe** and **Justin Pugh** as offensive linemen who started every game

2012 - NEW YORK GIANTS (16/15)

- Was part of a line that allowed an NFL-low 20 sacks and helped the Giants average 116.4 rushing yards a game, a 27.2-yard improvement over 2011. The line did not give up a sack in 3 consecutive games from Sept. 30 to Oct. 14. The Giants scored 429 points, the 2nd-highest total in franchise history

2011 - NEW YORK GIANTS (10/10)

- Was a member of the line that helped the Giants offense set franchise records with 6,161 total yards and 4,734 net passing yards. With the line providing excellent protection for **Eli Manning**, the 2011 Giants established team records for completions with 359, had at least 200 passing yards in every game for the 1st time in their history and finished 5th in the NFL in passing yards, their highest ranking since they finished 5th in 1984

2010 - NEW YORK GIANTS (8/2)

- Made his 1st career start at left tackle vs. Jacksonville (11/28/10)

2009 - NEW YORK GIANTS (16/4)

- Made 1st NFL start vs. Arizona on Oct. 25 for **Kareem McKenzie** (groin injury). First rookie offensive lineman to start for the Giants since **Chris Snee** on Nov. 29, 2004

COLLEGE HIGHLIGHTS

- Played in 39 games with 35 starts at UConn. Was credited with 238 knockdowns/key blocks, including 30 blocks that led to touchdowns
- During his final 2 seasons as a full-time starter, he delivered 173 knockdowns, 23 touchdown-resulting blocks and 16 blocks downfield
- As a senior in 2008, started all 13 games at left tackle. Earned All-Big East Conference 1st-team honors from the league's media and coaches and named All-America honorable mention. Shared the team's Joseph M. Giannelli Unsung Hero Award with teammate **Dahna Deleston**. Part of an offensive line that helped tailback **Donald Brown** lead the nation in rushing

TRANSACTIONS

- 2009** Drafted by NYG in 2nd round (60th overall)
- 2/27/13** Re-signed by NYG to 5-year contract
- 9/1/15** Placed on PUP List (torn pectoral)
- 2/8/16** Activated from PUP List
- 2/10/16** Released by NYG
- 8/31/16** Signed by NYG
- 11/15/17** Signed by PHI

BEATTY'S CAREER SERVICE

			STARTS		OFF SNAPS	
Year	Team	GP/S	LT	RT	No	Pct
2009	N.Y. Giants	16/4	0	4	N/A	N/A
2010	N.Y. Giants	8/2	2	0	N/A	N/A
2011	N.Y. Giants	10/10	10	0	N/A	N/A
2012	N.Y. Giants	16/15	14	0	953	93%
2013	N.Y. Giants	16/16	16	0	1004	98%
2014	N.Y. Giants	16/16	16	0	1114	99%
2016	N.Y. Giants	6/0	0	0	7	1%
2017	Philadelphia	0/0	0	0	0	0%
Totals		88/63	58	4	---	---

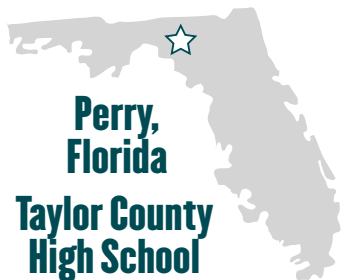
BIRDSEED

Beatty attended William Penn (York, PA) High School, where he earned first-team All-County honors on both offense and defense ... A team captain, Beatty played defensive end, defensive tackle, offensive tackle and tight end during his high school career ... Earned a combined 7 varsity letters in football, basketball and track ... Beatty was also an Honor Roll student and member of the Future Leaders of America ... Human development and family studies major at UConn ... Both of his parents are pastors.

RB LEGARRETTE BLOUNT 29



6-0 | 250  **8th Year**
BORN: Dec. 5, 1986 (Age 31)



**Perry,
Florida**

**Taylor County
High School**



Oregon

UDFA-10 by Tennessee
Acquired: FA (NE) 2017

18 RUSHING TDs IN A SINGLE SEASON

NFL PLAYERS SINCE 2007



**LEGARRETTE
BLOUNT**
2016



**ADRIAN
PETERSON**
2009



**DEANGELO
WILLIAMS**
2008



LeGarrette Blount signed a one-year contract with the Eagles on May 18, 2017, after leading the NFL with a career-high 18 rushing TDs with the Patriots in 2016. Originally signed by the Tennessee Titans as an undrafted free agent in 2010, Blount went on to win two Super Bowls (XLIX and LI) with the New England Patriots.

RUSHING TOUCHDOWNS

RUNNING BACKS SINCE 2010

Marshawn Lynch	64
LeSean McCoy	62
Adrian Peterson	59
LeGarrette Blount	51
Arian Foster	51

YARDS-PER-CARRY

NFL PLAYERS IN 2017 (MIN. 150 ATTEMPTS)

Mark Ingram (NO)	5.12
Kareem Hunt (KC)	4.96
Alex Collins (Bal)	4.85
Devonta Freeman (Atl)	4.63
Todd Gurley (LAR)	4.62
LeGarrette Blount (Phi)	4.51

CAREER HIGHLIGHTS

- Is tied for 4th among NFL RBs with 51 rushing TDs since 2010, trailing only **Marshawn Lynch** (64), **LeSean McCoy** (62) and **Adrian Peterson** (59)
- Has registered 8 career rushing TDs in the postseason, trailing only **Marshawn Lynch** (9) among active NFL players

2017 - PHILADELPHIA EAGLES (14/10)

- Led the Eagles with 97 rushing yards on 15 carries (6.5 avg.) vs. Chi. (11/26/17)
- Provided the Eagles final points of a 33-10 win vs. SF (10/29/17) when he scored his second rushing TD of the season on a 12-yard carry in the fourth quarter
- Converted the first 2-point conversion of his career at Car. (10/12/17)

RB LEGARRETTE BLOUNT 29



BLOUNT'S CAREER STATISTICS

Year	Team	GP/S	RUSHING					RECEIVING					OFF SNAPS		
			Att	Yds	Avg	Lg	TD	No	Yds	Avg	Lg	TD	TYS	No	Pct
2010	Tampa Bay	13/7	201	1007	5.0	53	6	5	14	2.8	7	0	1021	N/A	N/A
2011	Tampa Bay	14/14	184	781	4.2	54t	5	15	148	9.9	35	0	929	N/A	N/A
2012	Tampa Bay	13/0	41	151	3.7	35	2	1	2	2.0	2	0	153	92	9%
2013	New England	16/7	153	772	5.0	47t	7	2	38	19.0	32	0	810	286	24%
2014	Pittsburgh	11/0	65	266	4.1	50	2	6	36	6.0	13	0	302	128	12%
	New England	5/1	60	281	4.7	34	3	4	18	4.5	11	0	299	103	9%
	Totals	16/1	125	547	4.4	50	5	10	54	5.4	13	0	601	---	---
2015	New England	12/6	165	703	4.3	38t	6	6	43	7.2	14	1	746	305	27%
2016	New England	16/8	299	1161	3.9	44	18	7	38	5.4	16	0	1199	527	47%
2017	Philadelphia	14/10	159	717	4.5	68	2	6	36	6.0	20	1	753	322	32%
	Totals	114/53	1327	5839	4.4	68	51	52	373	7.2	35	2	6212	---	---

PLAYOFFS

2013	New England	2/1	29	172	5.9	73t	4	0	0	0.0	0	0	172	35	26%
2014	New England	3/0	47	189	4.0	22	3	0	0	0.0	0	0	189	80	36%
2016	New England	3/1	35	109	3.1	18	1	1	8	8.0	8	0	117	74	31%
	Totals	8/2	111	470	4.2	73t	8	1	8	8.0	8	0	478	---	---

ADDITIONAL CAREER STATISTICS

Fumbles/Lost: 17/11 - 2010 (4/3); 2011 (5/3); 2013 (3/2); 2014 (1/1); 2015 (1/0); 2016 (2/1); 2017 (1/1)

Kick Returns: 22 for 597 yards (27.1 avg.) - 2013 (17 for 494 yards); 2014 (5 for 103 yards)

2-Point Conversions: 1 rushing at Car. (10/12/17)



CAREER HIGHS

Rush Attempts	30	1/18/15 vs. Ind. (AFC Champ.)
Rushing Yards	189	12/29/13 vs. Buf.
Rushing Long	73t	1/11/14 vs. Ind. (AFC Div.)
Rushing TDs	4	1/11/14 vs. Ind. (AFC Div.)
Receptions	3	4x, last: 10/2/16 vs. Buf.
Receiving Yards	56	11/27/11 at Ten.
Receiving Long	35	11/27/11 at Ten.
Receiving TDs	1	2x, last: 9/10/17 at Was.

MULTI-TOUCHDOWN GAMES (12)

Date	Opponent	TDs
1/11/14	vs. Indianapolis Colts (AFC Div.) (W)	4
11/13/16	vs. Seattle Seahawks (L)	3
9/27/15	vs. Jacksonville Jaguars (W)	3
1/18/15	vs. Indianapolis Colts (AFC Champ.) (W)	3
12/24/16	vs. New York Jets (W)	2
10/23/16	at Pittsburgh Steelers (W)	2
9/22/16	vs. Houston Texans (W)	2
11/23/14	vs. Detroit Lions (W)	2
12/29/13	vs. Buffalo Bills (W)	2
12/22/13	at Baltimore Ravens (W)	2
9/18/11	at Minnesota Vikings (W)	2
10/31/10	at Arizona Cardinals (W)	2

CAREER HIGHLIGHTS (Continued)

- Led the Eagles with 136 yards on 16 carries (8.5 avg.) and notched a 20-yard catch at LAC (10/1/17). His 136 yards marked the 5th-highest single-game total of his career (including playoffs) and the most rushing yards by an Eagle since **LeSean McCoy** recorded 159 yards on the ground at Dal. (11/27/14). In the 4th quarter, set up the Eagles final TD of the game with a 68-yard run to the Chargers' 3-yard line. The 68-yard carry was the 2nd-longest run of his career
- Registered his first rushing TD as an Eagle in the team's Week 3 win vs. NYG (9/24/17). Carried 12 times for 67 yards (5.6 avg.)
- In his Eagles debut at Was. (9/10/17), recorded the second receiving TD of his career when he caught a 1-yard pass from QB **Carson Wentz** in the second quarter

2016 - NEW ENGLAND PATRIOTS (16/8, Playoffs: 3/1)

- Was a member of the Patriots' Super Bowl LI-winning team, when he posted career highs with 299 rush attempts for 1,161 yards (3.9 avg.) and an NFL-leading 18 TDs in 16 regular-season games (eight starts)

2015 - NEW ENGLAND PATRIOTS (12/6)

- Appeared in 12 regular-season contests (six starts) and rushed 165 times for 703 yards (4.3 avg.) and 6 TDs. Also caught 6 passes for 43 yards (7.2 avg.) and 1 TD
- Rushed for a team-high 78 yards on 18 carries, including 3 TDs, in the win vs. Jax. (9/27/15). His 3 rushing TDs tied for the 2nd-highest total in Patriots history

RB LEGARRETTE BLOUNT 29



2017 GAME-BY-GAME STATISTICS																
Date	Opp	GP/S	RUSHING						RECEIVING					SNAPS		
			Att	Yds	Avg	Lg	TD	No	Yds	Avg	Lg	TD	TYS	No	Pct	
Sep 10	at Was	W	1/1	14	46	3.3	7	0	1	1	1.0	1t	1	47	23	34%
Sep 17	at KC	L	1/0	0	0	---	--	0	1	0	0.0	0	0	0	6	8%
Sep 24	NYG	W	1/1	12	67	5.6	20	1	0	0	---	--	0	67	22	29%
Oct 1	at LAC	W	1/0	16	136	8.5	68	0	1	20	20.0	20	0	156	26	33%
Oct 8	Ari	W	1/1	14	74	5.3	37	0	0	0	---	--	0	74	26	39%
Oct 12	at Car	W	1/1	14	67	4.8	18	0	0	0	---	--	0	67	30	48%
Oct 23	Was	W	1/0	14	29	2.1	21	0	0	0	---	--	0	29	25	39%
Oct 29	SF	W	1/1	16	48	3.0	12t	1	1	4	4.0	4	0	52	35	50%
Nov 5	Den	W	1/0	9	37	4.1	10	0	0	0	---	--	0	37	16	23%
Nov 19	at Dal	W	1/1	13	57	4.4	30	0	0	0	---	--	0	57	30	47%
Nov 26	Chi	W	1/1	15	97	6.5	35	0	0	0	---	--	0	97	37	47%
Dec 3	at Sea	L	1/1	8	26	3.3	11	0	0	0	---	--	0	26	14	19%
Dec 10	at LAR	W	1/1	7	12	1.7	4	0	2	11	5.5	7	0	23	15	17%
Dec 17	at NYG	W	1/1	7	21	3.0	7	0	0	0	---	--	0	21	17	25%
Dec 25	Oak															
Dec 31	Dal															
Totals			14/10	159	717	4.5	68	2	6	36	6.0	20	1	753	322	32%

CAREER HIGHLIGHTS (Continued)

- Tallied 16 carries for 93 yards, including a season-long 38-yard TD, and caught an 11-yard TD pass at Ind. (10/18/15). Marked the first TD reception of his NFL career

2014 - PITTSBURGH & NEW ENGLAND (16/1, Playoffs: 3/0)

- Led the Patriots with 14 carries for 40 yards in the Super Bowl XLIX victory vs. Seattle (2/1/15)
- Became New England's all-time postseason rushing TD leader after carrying 30 times for 148 yards and 3 TDs in the AFC Championship win vs. Ind. (1/18/15)
- His 148 yards were the 3rd-highest rushing total in team playoff history, behind the 166 yards he had in the 2013 Divisional Playoff vs. Ind. (1/11/14) and **Curtis Martin's** 166-yard performance in a Divisional Playoff vs. Pit. (1/5/97)
- Played in 16 games (one start) between New England and Pittsburgh. Joined the Patriots on 11/20/14 and totaled 281 yards on 60 carries (4.7 avg.) and 3 TDs in five contests (one start). Appeared in 11 games with the Steelers, rushing 65 times for 266 yards (4.1 avg.) and 2 TDs

2013 - NEW ENGLAND PATRIOTS (16/7, Playoffs: 2/1)

- Played all 16 regular-season games (seven starts) with the Patriots and finished 2nd on the team with 153 carries for 772 yards (5.0 avg.) rushing and a then-career-high 7 TDs
- Appeared in both playoff games (one start) and led the Patriots with 172 yards rushing on 29 carries (5.9 avg.) and 4 TDs. Also caught 2 passes for 38 yards
- Blount's 355 rushing yards in the regular-season finale (189 vs. Buffalo on 12/29/13) and Divisional Playoff (166 vs. Indianapolis on 1/11/14) was the highest consecutive game total in team history, besting **Curtis Martin** who rushed for 320 yards over a two-game stretch in 1997

100+ YARD RUSHING GAMES (17)

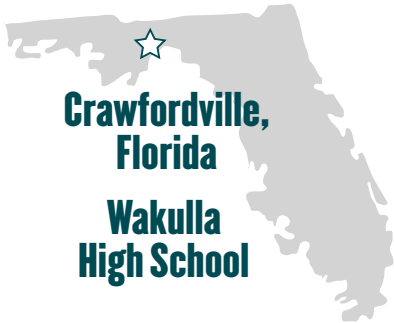
Date	Opponent	Yards	Att	TDs
12/29/13	vs. Buffalo Bills (W)	189	24	2
1/11/14	vs. Indianapolis Colts (AFC Div.) (W)	166	24	4
12/26/10	vs. Seattle Seahawks (W)	164	18	0
1/18/15	vs. Indianapolis Colts (AFC Champ.) (W)	148	30	3
10/1/17	at Los Angeles Chargers (W)	136	16	0
11/8/15	vs. Washington Redskins (W)	129	29	1
10/3/11	vs. Indianapolis Colts (W)	127	25	1
10/23/16	at Pittsburgh Steelers (W)	127	24	2
11/20/16	at San Francisco 49ers (W)	124	19	0
9/18/16	vs. Miami Dolphins (W)	123	29	1
10/31/10	at Arizona Cardinals (W)	120	22	2
9/21/14	at Carolina Panthers (W)	118	10	1
12/19/10	vs. Detroit Lions (L)	110	15	1
11/20/11	at Green Bay Packers (L)	107	18	1
9/22/16	vs. Houston Texans (W)	105	24	2
12/5/10	vs. Atlanta Falcons (L)	103	20	1
11/27/11	at Tennessee Titans (L)	103	20	0

- Rushed 24 times for 166 yards and scored 4 rushing TDs vs. Ind. (1/11/14), to set a Patriots franchise record for most rushing TDs in a game (regular season or playoffs), and tallied the 2nd-most rushing TDs in a playoff game in NFL history. Blount's 166 yards tied **Curtis Martin** for the most rushing yards in a playoff game in team history
- Named **AFC Offensive Player of the Week** after setting a new Patriots' single-game record with 334 all-purpose yards, gaining 189 yards from scrimmage and adding 145 return yards in the regular-season finale vs. Buf. (12/29/13). Added TD runs of 35 and 36 yards

LB NIGEL BRADHAM 53



6-2 | 241  **6th Year**
BORN: Sept. 4, 1989 (Age 28)



**Crawfordville,
Florida**

**Wakulla
High School**



Florida State
D4a-12 (105th overall)
by Buffalo
Acquired:
FA (Buf) 2016



Nigel Bradham led all Eagles LBs with 99 tackles and a career-high 7 TFL while tying for the team-lead with 2 FFs in his debut season with Philadelphia. Originally a 4th-round selection of the Buffalo Bills in the 2012 NFL Draft, Bradham (pronounced BRAD-em) has played in 87 career games (68 starts) and has compiled 419 tackles, 25.0 TFL, 25 PDs, 6.5 sacks, 5 FFs and 2 INTs.

MOST TACKLES EAGLES PLAYERS IN 2016

Rodney McLeod	117
Malcolm Jenkins	114
Nigel Bradham	99
Jordan Hicks	95
Jalen Mills	67

THREE STEP DROP

First job: Stocked frozen foods in the dairy department at Winn-Dixie. "I quit after three days. It was too cold, man!"

Why he chose to attend Florida State: Despite having offers from virtually every Division I program, FSU was Bradham's "dream school." Bradham grew up watching Seminoles football

"Welcome to the NFL" moment: Having to hit former NFL fullback Vonta Leach his rookie year. "I was sore after that one."

Unique offseason training methods: Yoga

NFL players he looked up to growing up: Derrick Brooks & Ray Lewis

If he could play another sport, what position: First or third base for the Miami Marlins

Three favorite throwback jerseys: Deion Sanders, Atlanta Falcons; Derrick Brooks, Tampa Bay Buccaneers; Dick Butkus, Chicago Bears

CAREER HIGHLIGHTS

2017 - PHILADELPHIA EAGLES (14/14)

- Forced a fumble of Rams WR **Tavon Austin** on a lateral play that **Brandon Graham** picked up and returned for a TD in the 43-35 win at LAR (12/10/17)
- Recovered the fumble on a **Derek Barnett** strip-sack of Cowboys QB **Dak Prescott** and returned it 37 yards for his first career TD at DaL. (11/19/17) on *Sunday Night Football*
- Registered 5 tackles (4 solo) and 1.0 sack in the 51-23 win vs. Den. (11/5/17)
- Combined for 10 tackles (7 solo), including 1.0 TFL, and added a career-high-tying 2 PDs in the 28-23 win at Car. (10/12/17)

LB NIGEL BRADHAM 53



BRADHAM'S CAREER STATISTICS

Year	Team	GP/S	TACKLES					PASS DEFENSE					FUMBLES			DEF SNAPS		ST	
			Total	Solo	Asst	TFL	Sacks	Int	Yds	Lg	TD	PD	Hur	FF	FR	Yds	No		Pct
2012	Buffalo	16/11	47	27	20	2.0	0.0	0	--	--	0	1	0	0	1	0	395	36%	10
2013	Buffalo	16/2	38	21	17	1.0	0.0	0	--	--	0	0	0	0	0	--	285	25%	13
2014	Buffalo	14/14	102	65	37	6.0	2.5	1	0	0	0	7	7	2	0	--	805	74%	1
2015	Buffalo	11/11	57	42	15	4.0	1.0	0	--	--	0	4	3	0	0	--	728	67%	1
2016	Philadelphia	16/16	99	67	32	7.0	2.0	1	28	28	0	5	2	2	1	0	990	97%	3
2017	Philadelphia	14/14	76	59	17	5.0	1.0	0	--	--	0	8	2	1	1	37	854	96%	0
Totals		87/68	419	281	138	25.0	6.5	2	28	28	0	25	14	5	3	37	---	---	28

2017 GAME-BY-GAME STATISTICS

Date	Opp	GP/S	Tot	Solo	Sk	Int	PD	FF	FR	Snaps	Pct
Sep 10	at Was	W 1/1	4	3	0.0	0	1	0	0	63	100%
Sep 17	at KC	L 1/1	4	2	0.0	0	0	0	0	53	100%
Sep 24	NYG	W 1/1	7	6	0.0	0	0	0	0	69	100%
Oct 1	at LAC	W 1/1	5	5	0.0	0	0	0	0	57	100%
Oct 8	Ari	W 1/1	7	7	0.0	0	0	0	0	45	75%
Oct 12	at Car	W 1/1	10	7	0.0	0	2	0	0	78	95%
Oct 23	Was	W 1/1	3	3	0.0	0	0	0	0	64	100%
Oct 29	SF	W 1/1	3	2	0.0	0	1	0	0	66	100%
Nov 5	Den	W 1/1	5	4	1.0	0	0	0	0	54	84%
Nov 19	at Dal	W 1/1	6	5	0.0	0	0	0	1	63	100%
Nov 26	Chi	W 1/1	1	0	0.0	0	0	0	0	44	80%
Dec 3	at Sea	L 1/1	6	4	0.0	0	0	0	0	62	100%
Dec 10	at LAR	W 1/1	5	4	0.0	0	2	1	0	48	100%
Dec 17	at NYG	W 1/1	10	7	0.0	0	2	0	0	88	100%
Dec 25	Oak										
Dec 31	Dal										
Totals		14/14	76	59	1.0	0	8	1	1	854	96%

2016 GAME-BY-GAME STATISTICS

Date	Opp	GP/S	Tot	Solo	Sk	Int	PD	FF	FR	Snaps	Pct
Sep 11	Cle	W 1/1	5	4	0.0	0	0	0	0	51	100%
Sep 19	at Chi	W 1/1	1	1	0.0	1	1	0	0	50	96%
Sep 25	Pit	W 1/1	4	4	0.0	0	0	0	0	56	93%
Oct 9	at Det	L 1/1	6	5	0.0	0	0	0	1	48	79%
Oct 16	at Was	L 1/1	9	2	0.0	0	1	0	0	74	100%
Oct 23	Min	W 1/1	8	6	1.0	0	1	0	0	76	100%
Oct 30	at Dal	L 1/1	7	5	0.0	0	0	0	0	77	99%
Nov 6	at NYG	L 1/1	7	5	0.0	0	1	0	0	64	100%
Nov 13	Atl	W 1/1	4	3	0.0	0	1	0	0	47	94%
Nov 20	at Sea	L 1/1	7	6	0.0	0	0	0	0	66	99%
Nov 28	GB	L 1/1	11	7	0.0	0	0	0	0	71	100%
Dec 4	at Cin	L 1/1	5	4	0.0	0	0	1	0	61	95%
Dec 11	Was	L 1/1	3	2	0.0	0	0	0	0	47	98%
Dec 18	at Bal	L 1/1	4	3	1.0	0	0	1	0	57	98%
Dec 22	NYG	W 1/1	14	9	0.0	0	0	0	0	89	100%
Jan 1	Dal	W 1/1	4	1	0.0	0	0	0	0	56	100%
Totals		16/16	99	67	2.0	1	5	2	1	990	97%

CAREER HIGHS

Total Tackles	14	12/22/16 vs. NYG
Solo Tackles	10	10/26/14 at NYJ
Sacks	1.5	9/28/14 at Hou.
INTs	1	2x, last: 9/19/16 at Chi.
PDs	2	3x, last: 12/17/17 at NYG
FFs	1	5x, last: 12/10/17 at LAR
FRs	1	3x, last: 11/19/17 at Dal.

CAREER HIGHLIGHTS (Continued)

2016 - PHILADELPHIA EAGLES (16/16)

- Led all Eagles LBs with 99 tackles and a career-high 7 TFL while tying for the team-lead with 2 FFs. Also started a career-high 16 games and played 97% (990) of Philadelphia's defensive snaps
- Totaled a career-high 14 tackles in the 24-19 win vs. NYG (12/22/16)
- In the *Monday Night Football* victory at Chi. (9/19/16), intercepted Bears QB **Jay Cutler** in the third quarter and returned it 28 yards to Chicago's 2-yard line to set up a **Carson Wentz-to-Trey Burton** passing TD

2014 - BUFFALO BILLS (14/14)

- Set career highs in tackles (102), PDs (7), QB hurries (7), sacks (2.5) and FFs (2). Also recorded the first INT of his career when he picked off Texans QB **Ryan Fitzpatrick** at Hou. (9/28/14)

2013 - BUFFALO BILLS (16/2)

- Registered 38 tackles (21 solo). Also posted a career-high 13 special teams tackles



DE BRYAN BRAMAN 50



6-5 | 241  **7th Year**
BORN: May 4, 1987 (Age 30)

**Spokane,
Washington**



**Shadle Park
High School**

WT

West Texas A&M
UDFA (2011) by Houston
Acquired: FA 2017



Bryan Braman, who rejoined the Eagles in Week 15 of 2017, has carved out a seven-year NFL career as a “core four” special teams player, leading Philadelphia in special teams snaps in each of the last two seasons (428 in 2015, 362 in 2016). Originally signed by the Texans as an undrafted free agent in 2011, Braman has recorded 52 special teams tackles, 3 blocked punts (including 1 TD) and 1 special teams fumble recovery in 95 career regular-season games.

SPECIAL TEAMS SNAPS

EAGLES PLAYERS IN 2016

Bryan Braman	362 (82%)
Chris Maragos	361 (82%)
Najee Goode	292 (66%)
Trey Burton	274 (62%)
Jaylen Watkins	230 (52%)

BIRDSEED

- Was a standout DE and track athlete at Shadle Park (WA) High School
- Son of Tina Braman-Fields and Robert Dire. Has two sisters, Alyssa and Marissa, and a daughter, Blakely

THREE STEP DROP

Talent he'd like to have:

Ability to play the guitar and piano

His most interesting man in the world:

Stephen Hawking

If he could be any superhero, he would be:

Superman

Best player he has faced:

Jason Peters in practice

First jersey: Gary Payton, Seattle

Supersonics

Favorite athletes growing up:

Brett Favre and Reggie White

If he could play another sport, what

position/team: **Decathlete, Team USA**

CAREER HIGHLIGHTS

2017 - PHILADELPHIA EAGLES (1/0)

- Was a member of Eagles special teams units that combined for 3 blocked kicks (punt, FG, PAT) in the 34-29 win at NYG (12/17/17). Marked the first time an NFL team blocked a punt, FG and PAT in the same game since the Buffalo Bills on 11/24/91 at New England (blocked 2 FGs, 1 PAT and 1 punt) (*Elias Sports*)

2016 - PHILADELPHIA EAGLES (16/0)

- Led the Eagles with 362 special teams snaps (82%) and finished the season with 6 special teams tackles
- Helped block for **Josh Huff's** 98-yard kickoff return TD vs. Min. (10/23/17). Marked the first time in team history that the Eagles returned kickoffs for TDs in consecutive weeks
- Paved the way for **Wendell Smallwood's** kickoff return TD at Was. (10/16/17)

2015 - PHILADELPHIA EAGLES (16/0)

- Led the Eagles with a career-high 428 special teams tackles (86%) and finished the season with 7 special teams tackles



BRAMAN'S CAREER STATISTICS

Year	Team	GP/S	TACKLES					FUMBLES			DEF SNAPS		ST	ST SNAPS	
			Total	Solo	Asst	TFL	Sacks	FF	FR	Yds	No	Pct	No	No	Pct
2011	Houston	16/0	1	0	1	1.0	0.5	0	1	0	N/A	N/A	7	N/A	N/A
2012	Houston	14/0	6	4	2	0.0	0.0	0	0	0	61	6%	16	310	62%
2013	Houston	16/0	0	0	0	0.0	0.0	0	0	0	17	2%	8	336	69%
2014	Philadelphia	16/0	0	0	0	0.0	0.0	0	0	0	9	1%	8	426	82%
2015	Philadelphia	16/0	1	1	0	1.0	1.0	0	0	0	15	1%	7	427	86%
2016	Philadelphia	16/0	0	0	0	0.0	0.0	0	0	0	3	1%	6	362	82%
2017	Philadelphia	1/0	0	0	0	0.0	0.0	0	0	0	0	0%	0	26	6%
Totals		95/0	8	5	3	2.0	1.5	0	1	0	---	---	52	---	---

PLAYOFFS

2011	Houston	2/0	0	0	0	0.0	0.0	0	0	0	N/A	N/A	1	N/A	N/A
2012	Houston	2/0	0	0	0	0.0	0.0	0	0	0	0	0%	1	41	67%
Totals		4/0	0	0	0	0.0	0.0	0	0	0	---	---	2	---	---

ADDITIONAL CAREER STATISTICS

Blocked Punts: (1) - Blocked a **Pat McAfee** punt and returned it 8 yards vs. Ind. (12/16/12)

Special Teams TDs: (3) - 11/16/14 at GB (**Tim Masthay**); 12/16/12 vs. Ind. (**Pat McAfee**); 10/14/12 vs. GB (**Tim Masthay**)

Special Teams Fumble Recoveries: (1) - 12/13/15 vs. Buf.



CAREER HIGHLIGHTS (Continued)

- Recovered a muffed punt in the win vs. Buf. (12/13/15). Following the fumble recovery, **Sam Bradford** connected with **Nelson Agholor** for a 53-yard TD to give the Eagles a 14-7 advantage
- Was part of a punt return unit that scored 2 TDs in a 35-28 win at NE (12/6/15), generating scores off a blocked punt and a return. Also notched a hit on Patriots QB **Tom Brady** in the contest
- Recorded the first full-sack of his career when he dropped Saints QB **Drew Brees** for an 11-yard loss vs. NO (10/11/15)

2014 - PHILADELPHIA EAGLES (16/0)

- Registered 426 special teams snaps (82%) and finished the season with 8 special teams tackles
- Blocked a **Tim Masthay** punt in the fourth quarter at GB (11/16/14). The punt was recovered by **Malcolm Jenkins** on the Packers' 5-yard line

2013 - HOUSTON TEXANS (16/0)

- Saw action in 336 special teams snaps (69%) and finished the season with 8 special teams tackles

HIGH SCHOOL TRACK STAR

Braman was heavily recruited out of Shadle Park (WA) HS as a standout track star, competing in the 4 x 100 relay, high jump, long jump and javelin. Braman has considered training for the javelin following his football career and would love to have the chance to throw in the Olympics for Team USA.

MORE ABOUT BRAMAN

Braman claims to get his size from his late grandfather, Ivan Cecil Braman, a WWII veteran who was 7-foot-4 and 360 pounds.

While at Long Beach City College (2007-08), Braman modeled for Abercrombie & Fitch and did casting calls in Los Angeles.



2017 GAME-BY-GAME STATISTICS											
Date	Opp	GP/S	Tot	Solo	Sk	QPH	PD	FF	FR	Snaps	Pct
SIGNED BY EAGLES TO 53-MAN ROSTER (12/12/17)											
Dec 17	at NYG	W	1/0	0	0	0.0	0	0	0	0	0%
Dec 25	Oak										
Dec 31	Dal										
Totals			1/0	0	0	0.0	0	0	0	0	0%

2016 GAME-BY-GAME STATISTICS											
Date	Opp	GP/S	Tot	Solo	Sk	Hur	PD	FF	FR	Snaps	Pct
Sep 11	Cle	W	1/0	0	0	0.0	0	0	0	1	2%
Sep 19	at Chi	W	1/0	0	0	0.0	0	0	0	0	0%
Sep 25	Pit	W	1/0	0	0	0.0	0	0	0	0	0%
Oct 9	at Det	L	1/0	0	0	0.0	0	0	0	0	0%
Oct 16	at Was	L	1/0	0	0	0.0	0	0	0	0	0%
Oct 23	Min	W	1/0	0	0	0.0	0	0	0	0	0%
Oct 30	at Dal	L	1/0	0	0	0.0	0	0	0	0	0%
Nov 6	at NYG	L	1/0	0	0	0.0	0	0	0	0	0%
Nov 13	Atl	W	1/0	0	0	0.0	0	0	0	0	0%
Nov 20	at Sea	L	1/0	0	0	0.0	0	0	0	0	0%
Nov 28	GB	L	1/0	0	0	0.0	0	0	0	0	0%
Dec 4	at Cin	L	1/0	0	0	0.0	0	0	0	0	0%
Dec 11	Was	L	1/0	0	0	0.0	0	0	0	0	0%
Dec 18	at Bal	L	1/0	0	0	0.0	0	0	0	0	0%
Dec 22	NYG	W	1/0	0	0	0.0	0	0	0	0	0%
Jan 1	Dal	W	1/0	0	0	0.0	0	0	0	2	4%
Totals			16/0	0	0	0.0	0	0	0	3	1%

2015 GAME-BY-GAME STATISTICS											
Date	Opp	GP/S	Tot	Solo	Sk	Hur	PD	FF	FR	Snaps	Pct
Sep 14	at Atl	L	1/0	0	0	0.0	0	0	0	0	0%
Sep 20	Dal	L	1/0	0	0	0.0	0	0	0	0	0%
Sep 27	at NYJ	W	1/0	0	0	0.0	0	0	0	0	0%
Oct 4	at Was	L	1/0	0	0	0.0	0	0	0	0	0%
Oct 11	NO	W	1/0	1	1	1.0	0	0	0	7	10%
Oct 19	NYG	W	1/0	0	0	0.0	0	0	0	2	3%
Oct 25	at Car	L	1/0	0	0	0.0	0	0	0	0	0%
Nov 8	at Dal	W	1/0	0	0	0.0	0	0	0	0	0%
Nov 15	Mia	L	1/0	0	0	0.0	0	0	0	0	0%
Nov 22	TB	L	1/0	0	0	0.0	0	0	0	2	3%
Nov 26	at Det	L	1/0	0	0	0.0	0	0	0	0	0%
Dec 6	at NE	W	1/0	0	0	0.0	0	0	0	2	2%
Dec 13	Buf	W	1/0	0	0	0.0	0	0	0	0	0%
Dec 20	Ari	L	1/0	0	0	0.0	0	0	0	0	0%
Dec 26	Was	L	1/0	0	0	0.0	0	0	0	0	0%
Jan 3	at NYG	W	1/0	0	0	0.0	0	0	0	2	2%
Totals			16/0	1	1	1.0	0	0	0	15	1%



CAREER HIGHLIGHTS

2012 - HOUSTON TEXANS (14/0, Playoffs: 2/0)

- Was named a **Pro Bowl** alternate after leading the team with 16 special teams tackles and notching a franchise-best 2 blocked punts. Also selected to *USA Today's All-Joe Team*
- Blocked a **Pat McAfee** punt in the second quarter vs. Ind. (12/16/12) and ran it back 8 yards for his first career TD
- Recovered an onside kick in a win vs. Bal. (10/21/12)
- Blocked a fourth-quarter punt which was scooped up by **DeVier Posey** for a TD vs. GB (10/14/12)

2011 - HOUSTON TEXANS (16/0, Playoffs: 2/0)

- Finished the season with 7 special teams tackles
- Registered a half-sack as he helped bring down Titans QB **Matt Hasselbeck** for a 7-yard loss vs. Ten. (1/1/12)
- Recovered his first career fumble at TB (11/13/11)

COLLEGE HIGHLIGHTS

- In two seasons at West Texas A&M, saw action in 17 games and recorded 57 tackles, 9.0 sacks, 7 QB hurries, 6 PDs, 2 blocked kicks and 1 INT
- Started all 12 games as a junior in 2009, leading the team with 7.5 sacks and adding 37 tackles, 5 PDs, 4 QB hurries, 1 blocked kick and 1 INT
- Earned first-team SCFA All-Southern Conference accolades as a defensive end for Long Beach City College in 2008, totaling a team-best 5.0 sacks, 24 tackles and 1 FR
- In 2006, was a redshirt freshman at Idaho

TRANSACTIONS

- 2011** Signed by HOU as undrafted free agent
- 3/12/14** Signed by PHI to 2-year contract
- 3/15/15** Signed by PHI to 1-year contract extension
- 8/24/17** Signed by NO
- 9/9/17** Released by NO
- 12/12/17** Signed by PHI

G BRANDON BROOKS 79



6-5 | 335  **6th Year**
BORN: Aug. 19, 1989 (Age 28)

**Riverside University
High School**

Milwaukee, Wisconsin 



Miami (Ohio)
D3b-12 (76th overall)
by Houston
Acquired: FA (Hou) 2016

THREE STEP DROP

First jersey:

Ray Allen, Milwaukee Bucks

**If he could be any superhero: Deadpool,
The Flash, or Wolverine**

**First job: Worked on the grounds crew in
college at Miami. Landscaped and poured
concrete**

Player he models his game after: Larry Allen

**Best players he has faced: Geno Atkins and
Ndamukong Suh**

Hobbies: Golfing and reading

**Favorite Halloween costume: The Black Ranger
from Power Rangers**

**Three favorite throwback jerseys:
Reggie White, Philadelphia Eagles, Satchel
Paige, George Gervin**

**Favorite Philadelphia restaurant:
Ralph's Italian Resturant**

**Favorite books: *Zero to One* by Peter Thiel,
Outliers by Malcolm Gladwell, and *The Road
to Character* by David Brooks**



Originally a third-round draft pick of the Houston Texans in 2012, **Brandon Brooks** signed a five-year contract with the Eagles as a free agent during the 2016 offseason and started 14 games in his first season in Philadelphia. Brooks spent the first four years of his career with the Texans and appeared in 53 games with 45 starts -- 44 at RG and 1 at LG -- including playoffs.

BIRDSEED

- Attended Riverside University High School in Milwaukee, WI, where he played on both offense and defense. Was named a two-time team MVP and served as a captain as a senior, leading the team to an 11-2 record and an appearance in the state playoffs
- Also played basketball and baseball for the Tigers and threw the shotput
- His last touchdown came on a post-corner route as a junior TE in high school
- Son of Robert and Dorothy Brooks
- Earned his degree in psychology from Miami University (Ohio)

 [@bbrooks_79](https://twitter.com/bbrooks_79)

CAREER HIGHLIGHTS

- Started 14 games at right guard in his first season with the Eagles (2016)
- In 2015, started 14 games for Houston, opening 13 contests at right guard 1 start at left guard. Also started the Texans' Wild Card game vs. KC (1/9/16)
- Opened 15 games for the Texans at right guard in 2014 and paved the way for the Texans ground game to accumulate 2,161 yards, the second-most rushing yards in a single season in franchise history and the fifth-highest total in the NFL that season. Was part of an offensive line that surrendered just 26 sacks, marking the fourth-best total in the NFL
- Became a full-time starter in 2013 and opened 15 contests for the Texans at right guard

G BRANDON BROOKS 79



HOMETOWN PRIDE

An avid fan of Wisconsin sports, Brandon's favorite teams growing up were the Green Bay Packers, Milwaukee Brewers and Milwaukee Bucks. His favorite athletes as a kid were Ray Allen, Sam Cassell, Brett Favre, Ahman Green and Glenn Robinson. The first jersey he ever owned was a Ray Allen Bucks jersey. If he could play another professional sport, he would want to be a pitcher for the Brewers.

AN EARLY INFLUENCE

Brandon took up football at the age of 12 when he played tight end and middle linebacker for the Riverside Tigers. He cites his former neighbor, Jarrod Johnson, as the biggest influence on his football career. Johnson, a former offensive lineman himself, played with the San Diego Chargers, the Pittsburgh Steelers and the Sacramento Surge of the World League. The two still talk to this day.



COLLEGE HIGHLIGHTS

- Started 41 of the 45 games he played for the Miami University (Ohio) RedHawks and was a three-time All-Mid-American Conference second-team selection
- Registered 287 knockdowns and 47 touchdown-resulting blocks, including 35 touchdown-resulting blocks on the Redhawks' 40 rushing touchdowns during his career
- Made the switch to right guard for his senior season (2011) and started all 12 games, earning an appearance in the East-West Shrine Game
- Missed the beginning of his junior season (2010) with an injury, but returned to start two games at left tackle and four games at left guard, helping the RedHawks go 6-0 in those contests. Despite the injury, earned All-MAC second-team honors for a second-consecutive season
- As a sophomore in 2009, earned second-team All-MAC honors after starting 12 games at left tackle and registering 12 touchdown-resulting blocks
- Was named the RedHawks Freshman of the Year as a redshirt freshman in 2008 after he started all 12 games at left guard and recorded 70 knockdowns

TRANSACTIONS

- 2012** Drafted by HOU in 3rd round (76th overall)
Signed 4-year contract
- 3/9/16** Agreed to terms with PHI on a 5-year contract

BROOKS' CAREER SERVICE						
			STARTS		OFF SNAPS	
Year	Team	GP/S	LG	RG	No	Pct
2012	Houston	6/0	0	0	110	10%
2013	Houston	15/15	0	15	1043	93%
2014	Houston	15/15	0	15	985	89%
2015	Houston	14/14	1	13	981	83%
2016	Philadelphia	14/14	0	14	991	87%
2017	Philadelphia	14/14	0	14	990	99%
Totals		78/72	1	71	---	---
PLAYOFFS						
2012	Houston	2/0	0	0	63	40%
2015	Houston	1/1	0	1	64	100%
Totals		3/1	0	1	---	---

TE TREY BURTON 88



6-3 | 235  **4th Year**
BORN: Oct. 29, 1991 (Age 26)



**Venice,
 Florida
 Venice
 High School**



Florida
 Acquired: UDFA 2014



A versatile threat in the collegiate ranks, **Trey Burton** originally signed with the Eagles as an undrafted free agent during the 2014 offseason. Burton has been a key member of the Eagles special teams units over the past four seasons, recording 40 special teams tackles, a blocked punt, blocked punt return TD, forced fumble, fumble recovery and onside kick recovery. In 2016, Burton registered career highs with 37 catches for 327 yards and also added his first career receiving TD.

UNIVERSITY OF FLORIDA SINGLE-GAME RANKINGS

RUSHING TOUCHDOWNS

T. Burton (9/25/10 vs. Kentucky) 5

T. Tebow (11/10/07 at S. Carolina) 4

Four players tied 4

POINTS BY A NON-KICKER

T. Burton (9/25/10 vs. Kentucky) 36

T. Tebow (11/10/07 at S. Carolina) 30

Many players tied 24

SPECIAL TEAMS TACKLES

EAGLES PLAYERS IN 2015

19 Trey Burton

16 Chris Maragos

12 Najee Goode

THREE STEP DROP

Desired talent: Being in a church choir

**If he wasn't in football, he would be:
 Financial advisor**

**If he could have one dinner guest: His
 grandfather, John McClintock, who passed
 away when he was in high school**

Player he models his game after: James Casey

**Best player he has lined up against:
 Jordan Hicks in practice**

First jersey: Dan Marino, Miami Dolphins

**Favorite Philadelphia restaurants:
 Mixto and Prime Stache**

**Favorite musicians: Lindsey Seals,
 Lecrae and Andy Mineo**

CAREER HIGHLIGHTS

2017 - PHILADELPHIA EAGLES (13/1)

- Has posted a career-high 5 receiving TDs, which are the most by an undrafted Eagle since **James Thrash** in 2002 (6)
- Registered a 13-yard TD that gave the Eagles a 21-20 second-quarter lead in the 34-29 win at NYG (12/17/17)
- Caught TDs of 20 and 11 yards to record his first career multi-TD game in the 43-35 win at LAR (12/10/17). Became the first undrafted Eagle with 2+ receiving TDs in a single game since **Greg Lewis** on 11/25/07 at NE (2 TDs). Finished the game with a career-high 71 receiving yards
- Helped give the Eagles a 37-9 lead with his first career 2-point conversion following **Nigel Bradham's** 37-yard fumble recovery TD at Dal. (11/19/17) on *Sunday Night Football*
- Posted the longest TD reception (27 yards) of his career in the 51-23 win vs. Den. (11/5/17)

TE TREY BURTON 88



BURTON'S CAREER STATISTICS										
Year	Team	GP/S	RECEIVING					OFF SNAPS		ST
			No	Yards	Avg	Lg	TD	No	Pct	
2014	Philadelphia	15/0	0	0	---	--	0	6	1%	7
2015	Philadelphia	16/0	3	54	18.0	43	0	63	5%	19
2016	Philadelphia	15/4	37	327	8.8	32	1	331	29%	7
2017	Philadelphia	13/1	22	239	10.9	27t	5	262	26%	7
Totals		59/5	62	620	10.0	43	6	---	---	40



ADDITIONAL CAREER STATISTICS

Special Teams TDs: 27-yard blocked punt return on 12/28/14 at NYG
Special Teams FF: 1 - 2016 (1) **Special Teams FR:** 2 - 2017 (1); 2016 (1)
Blocked punt: 9/28/14 at SF **Onside Kick Recovery:** 9/17/17 at KC
Rushing: 5 for 10 yards in 2014 **2-Point Conversion:** 11/19/17 at Dal.

Former Eagles LB and Special Teams Pro Bowler Ike Reese on Trey Burton's versatility



Trey brings you the rare combination of a special teams player: He brings you the speed, he has the agility, he plays with the aggressiveness and he has the athletic ability. That's what you want out of your special teams players.



CAREER HIGHS		
Receptions	7	12/11/16 vs. Was.
Receiving Yards	71	12/10/17 at LAR
Receiving Long	43	11/26/15 at Det.
Receiving TDs	2	12/10/17 at LAR

CAREER HIGHLIGHTS (Continued)

- Caught a 15-yard TD pass from **Carson Wentz** on the opening drive in the 34-7 win vs. Ari. (10/8/17)
- Recovered an Eagles onside kick by **Jake Elliott** with :05 remaining in the game at KC (9/17/17). Marked the team's first successful onside kick since 12/30/12 at NYG (**Alex Henery** kick recovered by **Brandon Hughes**)
- Notched the 2nd special teams fumble recovery of his NFL career on a muffed punt return by Redskins WR **Jamison Crowder** at Was. (9/10/17). The takeaway set up a TD drive that gave the Eagles a 13-0 lead in the second quarter



2016 - PHILADELPHIA EAGLES (15/4)

- Produced career highs in receptions (37), receiving yards (327) and offensive snaps played (331, 29%) in 2016

CHARITABLE INTERESTS

As the son of a single mother, Burton hopes to get involved in charities that focus on helping children who grow up without fathers in their lives.

HIGH SCHOOL STANDOUT

As a senior at Venice (FL) High School in 2009, Burton threw for 1,876 yards, 18 TDs and 1 INT and rushed for 821 yards and 22 TDs, earning FSWA 5A All-State First-Team honors. Burton also garnered all-state honors after passing for 1,399 yards and 12 TDs and recording 919 yards and 24 TDs on the ground. Burton also played basketball and ran track at Venice HS.

PHILLY APPRECIATION

Burton has a great appreciation for Philadelphia's history and enjoys exploring the city in his free time. "I was never exposed to anything like this when I was growing up."

BIRDSEED

Burton is the son of Cindy Burton and has two brothers, Clay Burton (who played collegiately at Florida and went to training camp with the Buffalo Bills in 2015) and Jake MacFarland. Burton and his wife, Yesenia, have three children. Burton graduated from Florida with a bachelor's degree in family, youth and community science.





2017 GAME-BY-GAME STATISTICS												
Date	Opp	GP/S	Rec	Yds	Avg	Lg	TD	Snaps	Pct			
Sep 10	at Was	W	1/0	0	0	---	--	0	14	21%		
Sep 17	at KC	L	1/0	1	10	10.0	10	0	14	19%		
Sep 24	NYG	W	1/0	2	7	3.5	8	0	19	25%		
Oct 1	at LAC	W	1/0	0	0	---	--	0	9	11%		
Oct 8	Ari	W	1/0	2	16	8.0	15t	1	16	24%		
Oct 12	at Car	W	1/0	1	9	9.0	9	0	13	21%		
Oct 23	Was	W	1/0	1	7	7.0	7	0	16	25%		
Oct 29	SF	W	1/0	2	21	10.5	15	0	21	30%		
Nov 5	Den	W	1/1	2	41	20.5	27t	1	47	68%		
Nov 19	at Dal	W	1/0	0	0	---	--	0	13	20%		
Nov 26	Chi	W	0/0	INACTIVE (BACK)								
Dec 3	at Sea	L	1/0	4	42	10.5	14	0	21	28%		
Dec 10	at LAR	W	1/0	5	71	14.2	20t	2	48	53%		
Dec 17	at NYG	W	1/0	2	15	7.5	13t	1	11	16%		
Dec 25	Oak											
Dec 31	Dal											
Totals			13/1	22	239	10.9	27t	5	262	26%		

2016 GAME-BY-GAME STATISTICS												
Date	Opp	GP/S	Rec	Yds	Avg	Lg	TD	Snaps	Pct			
Sep 11	Cle	W	0/0	INACTIVE (CALF)								
Sep 19	at Chi	W	1/0	5	49	9.8	14	1	31	43%		
Sep 25	Pit	W	1/0	2	19	9.5	16	0	33	51%		
Oct 9	at Det	L	1/0	1	5	5.0	5	0	11	18%		
Oct 16	at Was	L	1/1	1	7	7.0	7	0	9	17%		
Oct 23	Min	W	1/0	0	0	0.0	0	0	13	22%		
Oct 30	at Dal	L	1/0	1	6	6.0	6	0	12	15%		
Nov 6	at NYG	L	1/0	3	55	18.3	32	0	17	23%		
Nov 13	Atl	W	1/0	0	0	0.0	0	0	9	11%		
Nov 20	at Sea	L	1/1	1	14	14.0	14	0	7	9%		
Nov 28	GB	L	1/1	3	10	3.3	9	0	19	32%		
Dec 4	at Cin	L	1/0	5	53	10.6	15	0	53	66%		
Dec 11	Was	L	1/0	7	65	9.3	16	0	37	47%		
Dec 18	at Bal	L	1/1	2	2	1.0	1	0	22	25%		
Dec 22	NYG	W	1/0	1	3	3.0	3	0	16	29%		
Jan 1	Dal	W	1/0	5	39	7.8	12	0	42	55%		
Totals			15/4	37	327	8.8	32	1	331	29%		

CAREER HIGHLIGHTS (Continued)

- Forced the first fumble of his career when he stripped the ball loose from Ravens KR **Chris Moore** on a kick return in the second quarter at Bal. (12/18/16)
- Made his first-career NFL start at Was. (10/16/16)
- Hauled in his first-career TD off a 2-yard pass from QB **Carson Wentz** in the third quarter at Chi. (9/19/16). Totaled career highs with 5 receptions for 49 yards

2015 - PHILADELPHIA EAGLES (16/0)

- Finished the 2015 season with a team-high 19 special teams tackles, which is tied for the highest total by an Eagle in the regular season since 2009
- Notched the first 2 receptions of his NFL career at Det. (11/26/15), including a 43-yarder in the first quarter
- Earned a spot on the 2014 **PFWA All-Rookie team** as a special teams player. Had 7 special teams tackles

2014 - PHILADELPHIA EAGLES (15/0)

- Returned a blocked punt for 27 yards for the first TD of his career at NYG (12/28/14)
- Filled in at running back for an injured **Darren Sproles** vs. NYG (10/12/14) and rushed 5 times for 10 yards



FATHER FIGURES

Burton claims the biggest influences on his life were a trio of mentors: his late grandfather, John McClintock, and two of his high school coaches, John Peacock and Larry Shannon.

"They kept me going in the right direction. I didn't have a father growing up, so they were my father figures through high school. If I ever needed anything or need anything to this day, I can always go to them and ask for anything."

NFL FAMILY TREE

Burton's grandfather, Lawrence Burton, was the 7th-overall pick in the 1975 NFL Draft and also sprinted for Team USA in the 1972 Summer Olympics in Munich.

Lawrence spent time with new Orleans and San Diego during a five-year NFL career, hauling in 44 catches for 804 yards and 7 TDs. Additionally, he placed 4th for the United States in Munich in the 200-meter final.

TE BRENT CELEK 87



6-4 | 255  **11th Year**
BORN: Jan. 25, 1985 (Age 32)



Cincinnati, Ohio

La Salle High School



Cincinnati

D5b-07 (162nd overall)
by Philadelphia

LONGEST-TENURED PRO ATHLETES IN PHILADELPHIA

ACTIVE PLAYERS (MLB, NBA, NFL, NHL)



BRENT CELEK
SEPT. 2007



CLAUDE GIROUX
FEB. 2008



JASON PETERS
SEPT. 2009

THREE STEP DROP

Favorite businessperson: Elon Musk

First job: A janitor in his uncle's motorcycle shop

Bucket list: Driving in a NASCAR race

First jerseys: Charles Woodson, Michigan; Jerome Bettis, Pittsburgh Steelers

Favorite TV show: Nature documentaries narrated by David Attenborough

Favorite musician: Guordan Banks



One of the toughest and most reliable players in team history, **Brent Celek** does it all from the TE position. He is a big target in the passing game, a relentless blocker and an unquestioned leader on the squad. Despite not being invited to the NFL Scouting Combine, Celek went on to become a 5th-round pick (162nd overall) in 2007 and developed into one of the most productive Eagles TEs ever. Celek has also ingrained himself within the community with his philanthropic work and business acumen. After inking a new deal in 2016, Celek is signed through 2018.

MOST RECEPTIONS

EAGLES HISTORY



HAROLD CARMICHAEL
589



PETE RETZLAFF
452



BRIAN WESTBROOK
426



BRENT CELEK
394



PETE PIHOS
373

CAREER HIGHLIGHTS

- Celek's 173 regular-season games played for the Eagles ranks fourth all-time in franchise history, trailing only **David Akers** (188), **Brian Dawkins** (183) and **Harold Carmichael** (180)
- Has produced the 4th-most catches (394) in franchise history, trailing only **Harold Carmichael** (589 from 1971-83), **Pete Retzlaff** (452 from 1956-66) and **Brian Westbrook** (426 from 2002-09)
- Ranks 8th in Eagles history with 4,973 receiving yards, behind **Harold Carmichael** (8,978 from 1971-83), **Pete Retzlaff** (7,412 from 1956-66), **Mike Quick** (6,464 from 1982-90), **DeSean Jackson** (6,117 from 2008-13), **Pete Pihos** (5,619 from 1947-55), **Tommy McDonald** (5,499 from 1957-63) and **Bobby Walston** (5,363 from 1951-62)

2017 - PHILADELPHIA EAGLES (14/9)

- Hauled in his first touchdown of the season on a 5-yard reception from QB **Carson Wentz** in the first quarter at LAR (12/10/17). The TD tied the game at 7-7



CELEK'S CAREER STATISTICS

Year	Team	GP/S	RECEIVING					OFF SNAPS	
			No	Yards	Avg	Lg	TD	No	Pct
2007	Philadelphia	16/4	16	178	11.1	29	1	N/A	N/A
2008	Philadelphia	16/7	27	318	11.8	44	1	N/A	N/A
2009	Philadelphia	16/15	76	971	12.8	47t	8	N/A	N/A
2010	Philadelphia	16/15	42	511	12.2	65t	4	N/A	N/A
2011	Philadelphia	16/16	62	811	13.1	73	5	N/A	N/A
2012	Philadelphia	15/14	57	684	12.0	34	1	862	76%
2013	Philadelphia	16/15	32	502	15.7	42	6	845	77%
2014	Philadelphia	16/15	32	340	10.6	37	1	815	69%
2015	Philadelphia	16/13	27	398	14.7	60	3	603	52%
2016	Philadelphia	16/8	14	155	11.1	24	0	439	39%
2017	Philadelphia	14/9	9	105	11.7	28	1	384	41%
Totals		173/131	394	4973	12.6	73	31	---	---

PLAYOFFS

2008	Philadelphia	3/3	19	151	7.9	31t	3	N/A	N/A
2009	Philadelphia	1/1	3	59	19.7	26	0	N/A	N/A
2010	Philadelphia	1/1	2	25	12.5	16	0	N/A	N/A
2013	Philadelphia	1/1	2	16	8.0	24	0	41	71%
Totals		6/6	26	251	9.7	31t	3	---	---

ADDITIONAL CAREER STATISTICS

Fumbles/Lost: (5/3) - 2012 (1/1); 2013 (1/1); 2014 (1/1); 2015 (1/0); 2016 (1/0) **Fumble Recoveries:** (4) - 2007 (1); 2015 (2); 2016 (1)

Kick Returns: 3-30, 10.0 avg. - 2010 (1-12); 2017 (2-18)



BUSINESS INTERESTS

Celek acquired his desire to invest and research business ventures during his college classes at Cincinnati. "I would often get bored in class and sometimes just log onto the internet during class to research companies." Not much has changed today as Celek uses Flip Board to keep up with all the latest news and trends in business, style, entrepreneurship, architecture and design.

40 UNDER 40

In 2014, Celek became the first NFL player to ever be named to *Philadelphia Business Journal's* "40 under 40" for his success in his multiple business ventures.



CAREER HIGHS

Receptions	10	12/28/10 vs. Min.
Receiving Yards	157	9/16/12 vs. Bal.
Receiving Long	73	12/18/11 vs. NYJ
Receiving TDs	1	31x, last: 12/10/17 at LAR

CAREER HIGHLIGHTS (Continued)

2015 - PHILADELPHIA EAGLES (16/13)

- Recorded the 30th receiving TD of his NFL career at Det. (11/26/15)
- Posted 134 yards on 4 catches, including a 60-yard grab from **Sam Bradford** vs. Mia. (11/15/15). His 33.5 yards per reception were the most by an NFL TE since **M.L. Harris** (37.0) at NYJ on 9/16/84 (min. 4 receptions)

2013 - PHILADELPHIA EAGLES (16/15, Playoffs: 1/1)

- Hauled in a 1-yard TD from **Nick Foles** vs. Ari. (12/1/13), moving past **Chad Lewis** (23 from 1997-2005) for the 2nd-most TDs ever by an Eagles TE, trailing only **Pete Retzlaff** (47 from 1956-66)

2012 - PHILADELPHIA EAGLES (15/14)

- Totaled 157 receiving yards at Bal. (9/16/12), which is the 2nd-most yards ever by a TE in single-game franchise history, behind **Pete Retzlaff's** 204-yard effort against the Redskins on 11/14/65

2011 - PHILADELPHIA EAGLES (16/16)


- Tied **Jeremy Maclin** for the team's most receiving TDs (5) while ranking 2nd in receptions (62) and 3rd in receiving yards (811). Celek (811), Maclin (859) and **DeSean Jackson** (961) became the first trio in Eagles history to each post 800+ receiving yards in the same season

2010 - PHILADELPHIA EAGLES (16/15, Playoffs: 1/1)

- Set a regular-season career high with 10 catches for a season-high 97 yards vs. Min. (12/28/10)

TAKE FLIGHT FOUNDATION

Founded in 2010, Celek's Take Flight Foundation has a primary goal of providing seriously ill and physically-challenged children throughout Greater Philadelphia with daily support and life-changing experiences. For more information on Celek's foundation, visit brentcelek.org.



MAD MONEY

A friend of die-hard Eagles fan and CSNBC's *Mad Money* host Jim Cramer, the two met for the first time for dinner in 2009 and have regularly talked about football and finance ever since.





ESPN analyst Jon Gruden on Brent Celek's approach to the game

“ I love players that sacrifice their personal statistics for the team, and Celek leads the Eagles in that category. ”

100+ YARD GAMES (8)				
Date	Opponent	Yards	Rec	TDs
9/16/12	vs. Baltimore Ravens (W, 24-23)	157	8	0
12/18/11	vs. New York Jets (W, 45-19)	156	5	1
11/15/15	vs. Miami Dolphins (L, 19-20)	134	4	0
11/2/08	at Seattle Seahawks (W, 26-7)	131	6	0
12/27/09	vs. Denver Broncos (W, 30-27)	121	4	1
11/10/14	vs. Carolina Panthers (W, 45-21)	116	5	0
9/27/09	vs. Kansas City Chiefs (W, 34-14)	104	8	1
9/20/09	vs. New Orleans Saints (L, 22-48)	104	8	0

2017 GAME-BY-GAME STATISTICS										
Date	Opp	GP/S	Rec	Yds	Avg	Lg	TD	Snaps	Pct	
Sep 10	at Was	W	1/1	1	11	11.0	11	0	25	37%
Sep 17	at KC	L	1/1	0	0	---	--	0	17	24%
Sep 24	NYG	W	1/1	0	0	---	--	0	20	26%
Oct 1	at LAC	W	1/1	0	0	---	--	0	34	43%
Oct 8	Ari	W	1/0	1	5	5.0	5	0	26	39%
Oct 12	at Car	W	1/0	0	0	---	--	0	24	39%
Oct 23	Was	W	1/1	1	3	3.0	3	0	31	48%
Oct 29	SF	W	1/0	1	14	14.0	14	0	30	43%
Nov 5	Den	W	1/1	3	39	13.0	15	0	54	78%
Nov 19	at Dal	W	1/1	1	28	28.0	28	0	23	36%
Nov 26	Chi	W	1/1	0	0	---	--	0	30	38%
Dec 3	at Sea	L	1/0	0	0	---	--	0	23	31%
Dec 10	at LAR	W	1/1	1	5	5.0	5	1	47	52%
Dec 17	at NYG	W	1/0	0	0	---	--	0	23	34%
Dec 25	Oak									
Dec 31	Dal									
Totals			14/9	9	105	11.7	28	1	407	41%

CAREER HIGHLIGHTS (Continued)

2009 - PHILADELPHIA EAGLES (16/15, Playoffs: 1/1)

- Setting career highs with 76 receptions, 971 yards and 8 TDs. Among TEs in franchise history, only **Pete Retzlaff** (1,190 yards and 10 TDs in 1965) has recorded more receiving yards and TDs in a single season
- Celek (24 years old), **DeSean Jackson** (23) and **Jeremy Maclin** (21) became the first trio of teammates age 24-or-younger in NFL history to each post 50+ catches, 750+ yards and 4+ TDs in a single season in 2009
- Notched two straight 100+ yard receiving games (104 vs. NO - 9/20/09; 104 vs. KC - 9/27/09), becoming the first Eagles TE to accomplish the feat since **Pete Retzlaff** in 1965
- Along with **DeSean Jackson**, became the first Eagles duo to each eclipse 100+ receiving yards in two consecutive games (9/20/09 vs. NO; 9/27/09 vs. KC) since **Pete Pihos** and **Bobby Walston** in 1953 (11/8/53 vs. NYG; 11/15/53 vs. Bal.)



FUEL TO THE FIRE

Celek admits getting snubbed for the combine in 2007 was a huge motivating factor for him. “It ticked me off, to be honest. I thought I would be drafted higher, but it just lit a fire under me that I will always carry.”

BRENT'S NO. 1 FAN

Celek's No. 1 fan is his grandfather, Ed, and vice versa. “We've been very close from when he was little on up,” Ed said. Brent gave his grandfather the ball from his first TD in 2007.

'THE BUS'

Celek tries to model his game after one of the all-time great running backs: Hall of Famer Jerome Bettis. “I grew up watching Jerome Bettis and loved the way he played. He was a beast, the first guy never took him down. When I have the ball in my hands, I try to be like him. That's my mindset.”

BIRDSEED

Celek and his wife, Celeste, reside in Philadelphia. His parents, Steve and Debbie, own three hair salons and spas in Cincinnati named Paragon Salon. Celek has two younger brothers: Garrett, who is a tight end for the San Francisco 49ers, and Tyler. He also has two younger sisters: Stephanie and Mackenzie.

Celek was a two-time all-district and all-league selection at La Salle High School (Cincinnati, OH) who also lettered in track and field, participating in the shotput and discus events. Celek began playing football in the 2nd grade as a fullback for Our Lady of Visitation (Cincinnati, OH).

Celek grew up a fan of the Cincinnati Bengals as his family owned 10 season tickets. His favorite Bengal of all time is Boomer Esiason. He also enjoyed watching Notre Dame football.

RB COREY CLEMENT 30



5-10 | 220  **Rookie**
BORN: Nov. 2, 1994 (Age 23)

**Glassboro,
New Jersey**

**Glassboro
High School** 



Wisconsin

Acquired: UDFA 2017



Corey Clement signed with the Eagles as an undrafted free agent during the 2017 offseason and was the only undrafted rookie to make the Eagles opening-day, 53-man roster. Clement spent four years at Wisconsin and was a member of the winningest senior class in Badgers history (41-13, .759). He amassed 3,092 rushing yards and finished 8th all-time in career rushing average (5.4) and 9th in rushing TDs (36).

EAGLES ROOKIE RBs

TOTAL TOUCHDOWNS

Mel Bleeker (1944)	8
Don Johnson (1953)	7
Steven Van Buren (1944)	7
Corey Clement (2017)	6
Hal Giancanelli (1953)	6
Bob Thurbon (1943)	6

NFL ROOKIES IN 2017

TOTAL TOUCHDOWNS

Alvin Kamara (NO)	12
Leonard Fournette (Jax)	9
Kareem Hunt (KC)	9
Christian McCaffrey (Car)	7
Corey Clement (Phi)	6
2 Other Rookies	6

SPECIAL TEAMS TACKLES

EAGLES PLAYERS IN 2017

18	Kamu Grugier-Hill
9	Corey Clement
9	Najee Goode

BIRDSEED

- Is the son of Latanya and Steve Clement. Interned at Merrill Lynch during the summer of 2016. Majored in life sciences communication at the University of Wisconsin
- Prepped at Glassboro HS (Glassboro, NJ), where he was coached by Mark Maccarone. Selected to the Semper Fidelis All-American Bowl after finishing his high school career with an outstanding 6,245 rushing yards, 34 rushing TDs and 90 total TDs
- Earned first-team all-state honors after rushing for 2,323 yards and 33 TDs while also recording 47 tackles and 8.0 sacks as a senior. Set the New Jersey state record with 479 yards against Gloucester City. Ran for 2,510 yards and 36 total TDs as a junior. Tallied 1,205 rushing yards and 15 TDs as a sophomore

CAREER HIGHLIGHTS

2017 - PHILADELPHIA EAGLES (14/0)

- Became the first undrafted rookie with at least 2 TDs rushing and receiving since **Jed Collins** (Saints) in 2011
- Is the first Eagles rookie RB to record multiple receiving TDs in a season since **Junior Tautalatasi** (2) in 1986
- Scored his 6th TD of the season (4th rushing) on the Eagles' opening drive of the second half at Dal. (11/19/17). Tacked on the first two-point conversion of his career when he punched the ball in following his own score
- Had a career game in Week 9 vs. Den. (11/5/17). Carried 12 times for 51 yards and 2 TDs. Added a 15-yard TD catch to give him 3 total TDs on the day. He became the first Eagle to record 2+ rushing TDs and 1+ receiving TD in a game since **Brian Westbrook** on 11/27/08 vs. Ari. and became the first Eagles rookie to accomplish the feat since **Don Johnson** in 1953

RB COREY CLEMENT 30



CLEMENT'S CAREER STATISTICS																
Year	Team	GP/S	RUSHING					RECEIVING					OFF SNAPS			ST
			Att	Yds	Avg	Lg	TD	No	Yds	Avg	Lg	TD	TYS	No	Pct	
2017	Philadelphia	14/0	71	307	4.3	28	4	9	117	13.0	28	2	424	218	22%	9
Totals		14/0	71	307	4.3	28	4	9	117	13.0	28	2	424	---	---	9

ADDITIONAL CAREER STATISTICS

2-Point Conversions: 1 rushing at Dal. (11/19/17); **Kick Returns:** 2-49, 24.5 avg. - 2017 (2-49)

2017 GAME-BY-GAME STATISTICS																
Date	Opp	GP/S	RUSHING					RECEIVING					SNAPS			
			Att	Yds	Avg	Lg	TD	No	Yds	Avg	Lg	TD	TYS	No	Pct	
Sep 10	at Was	W	1/0	0	0	--	--	0	0	0	--	--	0	0	0	0%
Sep 17	at KC	L	1/0	0	0	--	--	0	0	0	--	--	0	0	1	1%
Sep 24	NYG	W	1/0	6	22	3.7	15t	1	0	0	--	--	0	22	8	4%
Oct 1	at LAC	W	1/0	10	30	3.0	10	0	0	0	--	--	0	30	19	24%
Oct 8	Ari	W	1/0	7	17	2.4	6	0	1	22	22.0	22	0	39	23	34%
Oct 12	at Car	W	1/0	2	2	1.0	3	0	0	0	--	--	0	2	10	16%
Oct 23	Was	W	1/0	1	6	6.0	6	0	1	9	9.0	9t	1	15	12	18%
Oct 29	SF	W	1/0	10	54	5.4	22	0	0	0	--	--	0	54	19	27%
Nov 5	Den	W	1/0	12	51	4.3	28	2	1	15	15.0	15t	1	66	28	41%
Nov 19	at Dal	W	1/0	6	50	8.3	17	1	0	0	--	--	0	50	19	30%
Nov 26	Chi	W	1/0	4	27	6.8	9	0	1	12	12.0	12	0	39	15	19%
Dec 3	at Sea	L	1/0	3	7	2.3	8	0	3	30	10.0	23	0	37	28	37%
Dec 10	at LAR	W	1/0	6	24	4.0	11	0	1	28	28.0	28	0	52	27	30%
Dec 17	at NYG	W	1/0	4	17	4.3	10	0	1	1	1.0	1	0	18	10	15%
Dec 25	Oak															
Dec 31	Dal															
Totals			14/0	71	307	4.3	28	4	9	117	13.0	28	1	424	218	22%



CAREER HIGHS		
Rush Attempts	12	11/5/17 vs. Den.
Rushing Yards	54	10/29/17 vs. SF
Rushing Long	28	11/5/17 vs. Den.
Rushing TDs	2	11/5/17 vs. Den.
Receptions	3	12/3/17 at Sea.
Receiving Yards	30	12/3/17 at Sea.
Receiving Long	28	12/10/17 at LAR
Receiving TDs	1	2x, last: 11/5/17 vs. Den.

MULTI-TOUCHDOWN GAMES (1)		
Date	Opponent	TDs
11/5/17	vs. Denver Broncos (W)	3

with less than 6 minutes remaining in regulation

- Led the Eagles with a team-high 2 special teams tackles in his NFL debut at Was. (9/10/17)

COLLEGE HIGHLIGHTS

- A member of the winningest senior class in Wisconsin history (41-13, .759). Rushed for 3,092 yards and 36 TDs on 576 attempts (5.4 avg.) while adding 29 catches for 279 yards and 2 TDs in 43 career games (15 starts)
- Finished 8th in school history in career rushing average and 9th in career rushing TDs
- Earned first-team All-Big Ten honors from the league's coaches after recording career highs with 314 carries for 1,375 yards (4.3 avg.) and 15 TDs in 13 games (all starts) as a senior in 2016. Tallied eight 100+ yard rushing games, including five straight to end the season. Rushed for a career-high-tying 164 yards vs. Ohio State (10/15/16) and vs. Penn State (12/3/16)

CAREER HIGHLIGHTS (Continued)

- Led the team in rushing with 54 yards vs. SF (10/29/17)
- Made an acrobatic catch and got his feet down in the end zone on a 9-yard TD pass from QB **Carson Wentz** in the third quarter vs. Was. (10/23/17). The score marked his first career receiving TD and gave the Eagles a 24-10 lead
- Logged career highs in carries (10) and rushing yards (30) in the team's Week 4 win at LAC (10/1/17)
- Received his first NFL carries in the team's Week 3 win vs. NYG (9/24/17) and scored the first TD of his career on a 15-yard run in the 4th quarter. His score tied the game at 21-21

DT FLETCHER COX 91



6-4 | 310 **6th Year**
BORN: Dec. 13, 1990 (Age 27)

**Yazoo City,
Mississippi**



**Yazoo City
High School**



Mississippi State
D1-12 (12th overall)
by Philadelphia



A powerful and disruptive force, **Fletcher Cox** has established himself as one of the league's best defensive players after Philadelphia traded up three spots in the 2012 NFL Draft to take him with the 12th-overall selection. The two-time Pro Bowl honoree, who ranks 2nd all-time among Eagles interior linemen with 34.0 career sacks, signed a six-year contract on June 16, 2016.

AP	AP		
2014	2015	2016	2017

2017 NFL SACK LEADERS

DEFENSIVE TACKLES

Aaron Donald (LAR)	11.0
Geno Atkins (Cin)	9.0
Malik Jackson (Jax)	8.0
David Irving (Dal)	7.0
Kawann Short (Car)	6.0
Fletcher Cox (Phi)	5.5

EAGLES CAREER SACKS

ALL-TIME EAGLES INTERIOR DL



ANDY HARMON
39.5



FLETCHER COX
34.0



KEN CLARKE
32.5



COREY SIMON
32.0



JEROME BROWN
29.5

SACKS SINCE 2015

NFL DEFENSIVE TACKLES

Aaron Donald	30.0
Aaron Donald	29.0
Kawann Short	23.0
Fletcher Cox	21.5
Gerald McCoy	20.5

THREE STEP DROP

Nickname: Bug Eye

Favorite meal: Mom's baked beans, mac and cheese, grilled chicken and pork chops

Best player he has ever faced: Cowboys T Tyron Smith

If he could play another sport, what position: First baseman, New York Yankees

First jersey owned: LaDanian Tomlinson, San Diego Chargers

Three favorite throwback jerseys: Michael Jordan, Chicago Bulls; Ronnie Lott, San Francisco 49ers; Ken Griffey Jr., Cincinnati Reds

CAREER HIGHLIGHTS

- Both of his NFL TDs have occurred on opening weekend. Notched his first career TD in the 2014 season opener when he returned a fumble 17 yards vs. Jax. (9/7/14). Found the end zone again in the first game of 2017 when he returned a **Kirk Cousins** fumble 20 yards in the fourth quarter to seal an Eagles win
- His 34.0 sacks rank 2nd all-time among Eagles interior defensive linemen behind only **Andy Harmon** (39.5 from 1991-97)
- Ranks 4th among NFL defensive tackles with 21.5 sacks since 2015, behind **Geno Atkins** (27.0), **Aaron Donald** (27.0) and **Kawann Short** (23.0)



COX'S CAREER STATISTICS

Year	Team	GP/S	TACKLES					PASS DEFENSE					FUMBLES			DEF SNAPS		
			Total	Solo	Asst	TFL	Sacks	Int	Yds	Lg	TD	PD	QBP/H	FF	FR	Yds	No	Pct
2012	Philadelphia	15/9	65	46	19	7.0	5.5	0	0	--	0	2	24	0	0	0	509	49%
2013	Philadelphia	16/16	66	44	22	1.0	3.0	0	0	--	0	3	21	0	1	3	882	73%
2014	Philadelphia	16/16	70	59	11	7.0	4.0	0	0	--	0	0	14	1	3	21	921	80%
2015	Philadelphia	16/16	104	80	24	16.5	9.5	0	0	--	0	0	32	3	2	0	983	81%
2016	Philadelphia	16/16	53	34	19	10.0	6.5	0	0	--	0	4	21	1	1	0	773	76%
2017	Philadelphia	12/12	31	20	11	4.0	5.5	0	0	--	0	3	34	1	1	20	543	61%
Totals		91/85	389	283	106	45.5	34.0	0	0	--	0	12	146	6	8	44	---	---

PLAYOFFS

2013	Philadelphia	1/1	3	3	0	0.0	0.0	0	0	--	0	0	0	0	0	0	61	85%
Totals		1/1	3	3	0	0.0	0.0	0	0	--	0	0	0	0	0	0	---	---

ADDITIONAL STATISTICS

2017 - Registered 1.0 sack of Eli Manning on a 2-point conversion at NYG (12/17)

CAREER HIGHS

Total Tackles	13	12/7/14 vs. Sea.
Solo Tackles	11	12/7/14 vs. Sea.
Sacks	3.0	10/11/15 vs. NO
Hurries/Hits	8	12/6/15 at NE
PDs	2	10/12/17 at Car.
FFs	2	10/11/15 vs. NO
FRs	1	8x, last: 9/10/17 at Was.

MULTI-SACK GAMES (5)

Date	Opponent	Sacks
10/11/15	vs. New Orleans Saints (W, 39-17)	3.0
9/25/16	vs. Pittsburgh Steelers (W, 34-3)	2.0
12/26/15	vs. Washington Redskins (L, 24-38)	2.0
12/11/16	vs. Washington Redskins (L, 22-27)	1.5
12/13/12	vs. Cincinnati Bengals (L, 13-34)	1.5

TOUCHDOWNS (2)

Date	Opponent	TDs
9/10/17	at Washington Redskins (W, 30-17)	20-yard FR
9/7/14	vs. Jacksonville Jaguars (W, 34-17)	17-yard FR



THE MECHANIC

One of Cox's passions off the field is fixing up old cars. In fact, he believes he'd most likely work as a mechanic if he wasn't playing football. "I didn't have much of a choice. It runs in the family," said Cox, who now has his own drag racing team using a 1991 Ford Mustang drag radial, which is driven by Shawn Ayers. The team competes in professional events around the country.

BIGGEST INFLUENCES

Cox claims the biggest influence on his life and career is his late older brother, Shadrack, who passed away during the 2015 offseason. Said Cox, "He was my father figure. I always looked up to him, especially for decision making. He always taught me about doing the right things and being successful in life. I try to emulate him every day. He taught me my love for cars."

Cox also credits his high school guidance counselor, Christie Cater, and his late high school position coach, Kyle Wallace, for his success. "Coach Wallace picked me up every day for summer workouts. He pushed me to my limits."

SMALL TOWN ROOTS

Cox grew up in the small town of Yazoo, MS, which has a population of less than 30,000 people. "It was a big adjustment for me," said Cox, whose graduating class was just 100 students.

HIGH SCHOOL STANDOUT

Cox attended Yazoo City HS (Yazoo, MS), where he recorded 104 tackles, 10 sacks, 1 INT and 1 FR as a senior. Cox notched 103 tackles, 11 sacks and 2 INTs (one of which he returned for a TD) during his junior season. He also played basketball and participated in track in the second leg of the 4 x 100 meter team.

BIRDSEED

Cox is the son of Melissa Cox, who works at a Nissan dealership. He has two sisters, Fantasia and Nakeia, and an older brother, Shadrack, who passed away during the 2015 offseason. Cox owns two pitbulls named Debow and Nina.



@fcoxx_91



@fcoxx_91



Eagles Defensive Coordinator Jim Schwartz on the importance of Fletcher Cox

“He’s a difficult matchup one-on-one; he plays the run well and he plays the pass well. You know, there’s a reason we gave him all that money, and it’s not because he fits a certain scheme or anything else. He’s just a really good player.”

2017 GAME-BY-GAME STATISTICS

Date	Opp	GP/S	Tot	Solo	Sk	Q	PD	FF	FR	Snaps	Pct
Sep 10	at Was	W 1/1	1	1	1.0	2	0	1	1	43	68%
Sep 17	at KC	L 1/1	3	2	1.0	0	0	0	0	44	83%
Sep 24	NYG	W 1/1	1	1	0.0	0	0	0	0	17	25%
Oct 1	at LAC	W	INACTIVE (CALF)								
Oct 8	Ari	W	INACTIVE (CALF)								
Oct 12	at Car	W 1/1	2	0	0.5	2	2	0	0	65	79%
Oct 23	Was	W 1/1	1	1	1.0	1	0	0	0	51	80%
Oct 29	SF	W 1/1	4	1	1.0	2	1	0	0	45	68%
Nov 5	Den	W 1/1	2	2	0.0	2	0	0	0	39	61%
Nov 19	at Dal	W 1/1	3	3	0.0	1	0	0	0	46	73%
Nov 26	Chi	W 1/1	3	3	1.0	5	0	0	0	35	64%
Dec 3	at Sea	L 1/1	4	2	0.0	1	0	0	0	51	82%
Dec 10	at LAR	W 1/1	5	3	0.0	5	0	0	0	37	77%
Dec 17	at NYG	W 1/1	2	1	0.0	1	0	0	0	70	80%
Dec 25	Oak										
Dec 31	Dal										
Totals		12/12	31	20	5.5	--	3	1	1	543	61%

CAREER HIGHLIGHTS (Continued)

2017 - PHILADELPHIA EAGLES (12/12)

- Despite missing two games due to injury, ranks 2nd on the team in sacks (5.5) and 1st with 34 QB pressures/hits. Ranks 6th in the NFL in sacks among defensive tackles
- Made an impact play late in the 3rd quarter at NYG (12/17/17) after the Giants scored a TD to cut Philadelphia’s lead to 31-29. New York opted to attempt a two-point conversion to tie the game, but Cox sacked **Eli Manning** to preserve an Eagles’ lead they would never relinquish
- Brought down 49ers QB **C.J. Beathard** for an 8-yard sack on third down in the second quarter to force a punt. The Eagles offense scored a TD on the ensuing drive to take a 9-0 lead
- Sacked Redskins QB **Kirk Cousins** for a 6-yard loss in the 4th quarter to put Washington in second-and-16. Two plays later, Eagles S **Corey Graham** intercepted Cousins
- After missing two games with a calf injury, returned to action in Week 6 at Car. (10/12/17) and provided a boost to the Eagles defense. With Carolina leading 10-3 in the second quarter, bullied Panthers G **Trai Turner** into QB **Cam Newton** and hit the quarterback’s throwing arm to force an errant pass that was intercepted by Eagles CB **Rasul Douglas** inside the Carolina 20-yard line. The turnover led to an Eagles TD that tied the game at 10-10. Philadelphia never trailed again

following the score. Also recorded a half sack of Newton at the end of the first half to put Carolina in a second-and-17 and push them out of field goal range

- Sacked Chiefs QB **Alex Smith** on third-and-5 late in the first half at KC (9/17/17)
- Started off the 2017 season with a big performance in the team’s win at Was. (9/10/17). Recorded a strip-sack of Redskins QB **Kirk Cousins** in the first quarter that was recovered by LB **Jordan Hicks**. Sealed the victory for Philadelphia when he grabbed a fourth quarter fumble and returned it 20 yards for his second career TD. His score extended the Eagles’ lead to 28-17 with less than two minutes remaining in regulation. Became the first Eagle to post a sack, FF and TD in a game since Chris Clemons (12/28/2008 vs. Dal)

2016 - PHILADELPHIA EAGLES (16/16)

- Voted to the **Pro Bowl** for the second time in his career after tying for the 5th-most sacks (6.5) by an NFL defensive tackle, trailing only **Geno Atkins** (9.0), **Aaron Donald** (8.0), **Gerald McCoy** (7.0) and **Leonard Williams** (7.0)
- Posted 1.5 sacks of Redskins **Cousins** vs. Was. (12/11/16), marking his fifth-career multi-sack game
- Named **NFC Defensive Player of the Month** for September 2016 after totaling 3.0 sacks and 1 FF in three contests
- Sacked Steelers QB **Ben Roethlisberger** twice and forced him to fumble once (recovered by **Brandon Graham**) as part of an 8-tackle effort vs. Pit. (9/25/16)
- With a sack of Browns QB **Robert Griffin III** vs. Cle. (9/11/16), became the ninth player since 1982 to record a sack on opening day in at least four of his first five NFL seasons



DE VINNY CURRY 75



6-3 | 279  **6th Year**
BORN: June 30, 1988 (Age 29)

**Neptune,
New Jersey**



**Neptune
High School**



Marshall
D2b-12 (59th overall)
by Philadelphia

THREE STEP DROP

First jobs: Stocking milk in a grocery store at 16 and washing dishes at a nursing home at 17

Hobbies: Fashion, bowling, watching movies

Collects: Jordans (over 600 pairs)

Biggest pet peeve: Clutter

Person he'd like to have dinner with: His mother

If he could play another sport, what position/team: Point guard, New York Knicks

Favorite Halloween costume: The Ultimate Warrior


Favorite meal: Crab

Favorite movie: Friday

Favorite TV show: Martin

Three favorite throwback jerseys: Jerome Brown, Philadelphia Eagles; Allen Iverson, Philadelphia 76ers; Michael Jordan, Chicago Bulls

Favorite quote: "To be the man, you gotta beat the man!" - Ric Flair



A lifelong fan of the Philadelphia Eagles, **Vinny Curry** has emerged as a pass-rushing threat in the Eagles defensive line rotation, signing a five-year contract in 2016 that will keep him in Philadelphia through 2020. Selected in the second round in 2012, Curry was named the 2011 Conference USA Defensive Player of the Year as a senior after posting 11 sacks, seven forced fumbles and 22 tackles for a loss.

CAREER HIGHLIGHTS

2017 - PHILADELPHIA EAGLES (14/14)

- Recorded his second consecutive game with a sack, taking down Broncos QB **Brock Osweiler** for an 8-yard loss vs. Den. (11/5)
- Registered a sack of 49ers QB **CJ Beathard**, a season-high 5 tackles and 2 QB pressures in a 33-10 win vs. SF (10/29)
- Brought down Cardinals QB **Carson Palmer** for an 8-yard loss and totaled 4 tackles in a win vs. Ari. (10/8)

2016 - PHILADELPHIA EAGLES (16/0)

- Produced the fourth-most tackles for loss (six) on the Eagles defense, including 2.5 sacks

2015 - PHILADELPHIA EAGLES (16/0)

- Ranked second on the team with a career-high 21 hurries in 2015
- Notched his second-career multi-sack game when he registered two takedowns of Lions QB **Matthew Stafford** at Det. (11/26/15)

2014 - PHILADELPHIA EAGLES (16/0)

- Finished second on the team with a career-high nine sacks and tied for first with four forced fumbles. Joined **Justin Houston** (22.0-4), **J.J. Watt** (20.5-4), **Ryan Kerrigan** (13.5-5), **Paul Kruger** (11.0-4) and **Robert Quinn** (10.5-5) as the only NFL players to record at least nine sacks and four forced fumbles
- Tallied his second consecutive game with a sack-fumble when he forced Packers QB **Aaron Rodgers** to the ground for a 6-yard loss in the second quarter at GB (11/16/14)
- Recorded a strip-sack of Panthers QB **Cam Newton** vs. Car. (11/10/14), setting a career high with five sacks on the season. Also recovered a fumble to set up a **LeSean McCoy** 1-yard TD run

DE VINNY CURRY 75



CURRY'S CAREER STATISTICS

			TACKLES					PASS DEFENSE					FUMBLES			DEF SNAPS		
Year	Team	GP/S	Total	Solo	Asst	TFL	Sacks	Int	Yds	Lg	TD	PD	QBP/H	FF	FR	Yds	No	Pct
2012	Philadelphia	6/0	9	7	2	1.0	0.0	0	0	--	0	0	0	0	0	0	88	8%
2013	Philadelphia	14/0	21	17	4	1.0	4.0	0	0	--	0	5	9	0	0	0	317	26%
2014	Philadelphia	16/0	16	12	4	2.0	9.0	0	0	--	0	0	4	4	1	0	371	32%
2015	Philadelphia	16/0	26	16	10	4.5	3.5	0	0	--	0	0	21	0	0	0	427	35%
2016	Philadelphia	16/0	27	19	8	6.0	2.5	0	0	--	0	0	10	0	0	0	435	43%
2017	Philadelphia	14/14	40	26	14	10.0	3.0	0	0	--	0	0	33	0	0	0	484	54%
Totals		82/14	139	97	42	24.5	22.0	0	0	--	0	5	77	4	1	0	---	---
PLAYOFFS																		
2013	Philadelphia	1/0	3	1	2	0.0	0.0	0	0	--	0	0	0	0	0	0	14	19%
Totals		1/0	3	1	2	0.0	0.0	0	0	--	0	0	0	0	0	0	---	---



THE NATURE BOY

When Curry isn't on the field chasing the quarterback or stuffing the run, he can be found watching his favorite pastime - professional wrestling. In fact, two items on his bucket list include becoming a WWE wrestler and competing at WrestleMania.

Curry has only been left starstruck once in his life. At WrestleMania 32, Curry had the rare opportunity to meet his childhood wrestling idol, Ric Flair. In college, Curry even dressed up as his favorite all-time wrestler, Ric Flair, during a press conference.

WE ARE MARSHALL

Curry wears No. 75 in remembrance of the 75 lives that were lost in the 1970 Marshall plane crash. "I want to show appreciation for what Marshall meant to me and the great tradition I was part of."

ALWAYS AN EAGLE

Curry grew up a huge Eagles fan. "It all started with Ricky Watters. I originally wanted to play running back and he was my favorite player. After that, I just loved rooting for them, I have pictures and jerseys all over my house. It was such a special moment for me to get drafted by the team I've rooted for all my life."

MOST MEMORABLE GAME

Grieving the loss of a loved one is a distressing time for anyone and following up a tragic loss with an appearance in an emotionally-charged football game can be overwhelming. As challenging as it was, Curry did just that.

On October 14, 2011, Curry attended his mother's funeral. On October 15, the very next day, he joined his Marshall teammates and defeated conference rival Rice at home, 24-20. Curry had arguably the greatest game of his career as he posted nine tackles, 3.5 sacks and a forced fumble. His performance earned him the FWAA/Bronko Nagurski National Defensive Player of the Week award.

COMMUNITY CHAMPION

During the 2017 season, Curry was named the Week 11 NFLPA Community MVP for donating 200 Thanksgiving meals to families in need through his 2nd annual Thanksgiving Rush program.

HIGH SCHOOL STANDOUT

Curry was a standout performer at Neptune (NJ) High School, where he garnered first-team All-State, All-Shore, All-County and All-Conference honors. Curry was also named team MVP and team captain at Neptune.

BIRDSEED

Curry is the son of Vincent Curry and Linda Jackson. His mother passed away during his senior year in college after a battle with liver cancer. His Aunt Ginja has been his guardian ever since. "She has been so supportive of me through all the tough times, and has always been there for me."

Curry has five siblings - Shawnda Johnson, Thomas Jackson, Amanda Johnson, Jillisa Curry and Renea Unverzagt.

DE VINNY CURRY 75



2017 GAME-BY-GAME STATISTICS

Date	Opp	GP/S	Tot	Solo	Sk	Q	PD	FF	FR	Snaps	Pct	
9/10	at Was	W	1/1	1	0	0.0	2	0	0	0	37	59%
9/17	at KC	L	1/1	4	4	0.0	2	0	0	0	33	62%
9/24	NYG	W	1/1	3	1	0.0	0	0	0	0	46	67%
10/1	at LAC	W	1/1	1	0	0.0	0	0	0	0	30	53%
10/8	Ari	W	1/1	4	4	1.0	0	0	0	0	34	57%
10/12	at Car	W	1/1	4	3	0.0	0	0	0	0	40	49%
10/23	Was	W	1/1	2	1	0.0	1	0	0	0	27	42%
10/29	SF	W	1/1	5	5	1.0	2	0	0	0	32	48%
11/5	Den	W	1/1	3	2	1.0	0	0	0	0	34	53%
11/19	at Dal	W	1/1	4	1	0.0	0	0	0	0	34	54%
11/26	Chi	W	1/1	3	2	0.0	1	0	0	0	26	47%
12/3	at Sea	L	1/1	1	1	0.0	5	0	0	0	35	56%
12/10	at LAR	W	1/1	1	0	0.0	2	0	0	0	30	62%
12/17	at NYG	W	1/1	4	2	0.0	4	0	0	0	46	52%
12/25	Oak											
12/31	Dal											
Totals			14/14	40	26	3.0	--	0	0	0	484	54%

2016 GAME-BY-GAME STATISTICS

Date	Opp	GP/S	Tot	Solo	Sk	Hur	PD	FF	FR	Snaps	Pct	
Sep 11	Cle	W	1/0	0	0	0.0	1	0	0	0	24	46%
Sep 19	at Chi	W	1/0	2	2	0.0	0	0	0	0	24	46%
Sep 25	Pit	W	1/0	0	0	0.0	2	0	0	0	26	43%
Oct 9	at Det	L	1/0	4	2	1.0	2	0	0	0	16	26%
Oct 16	at Was	L	1/0	2	1	0.0	1	0	0	0	31	42%
Oct 23	Min	W	1/0	0	0	0.0	1	0	0	0	41	54%
Oct 30	at Dal	L	1/0	0	0	0.0	0	0	0	0	32	41%
Nov 6	at NYG	L	1/0	3	2	0.0	0	0	0	0	30	47%
Nov 13	Atl	W	1/0	1	1	0.0	0	0	0	0	26	52%
Nov 20	at Sea	L	1/0	2	1	0.5	1	0	0	0	26	39%
Nov 28	GB	L	1/0	6	4	0.0	1	0	0	0	31	44%
Dec 4	at Cin	L	1/0	1	0	0.0	0	0	0	0	26	41%
Dec 11	Was	L	1/0	1	1	0.0	0	0	0	0	15	31%
Dec 18	at Bal	L	1/0	2	2	0.0	0	0	0	0	28	48%
Dec 22	NYG	W	1/0	1	1	0.0	1	0	0	0	34	38%
Jan 1	Dal	W	1/0	2	2	1.0	0	0	0	0	25	45%
Totals			16/0	27	19	2.5	10	0	0	0	435	43%

CAREER HIGHLIGHTS (Continued)

- Notched his first-career multi-sack game and his fourth sack in three contests when he brought down Giants QB **Eli Manning** twice vs. NYG (10/12/14)
- Registered the first sack-fumble of his career when he chased down Rams QB **Austin Davis** and stripped the ball loose in the second quarter vs. StL (10/5/14)

2013 - PHILADELPHIA EAGLES (14/0)

- Ranked tied for third on the team with four sacks and third with nine QB pressures despite playing in just 26 percent of the team's defensive snaps
- Recorded his first-career sack, bringing down QB Alex Smith for a 6-yard loss in the third quarter vs. KC (9/19/13)

COLLEGE HIGHLIGHTS

- Finished his career with 26 sacks, 49 tackles for a loss and 10 forced fumbles
- Was named Conference USA Defensive Player of the Year in 2011 after posting 11 sacks, 22 tackles for a loss and seven forced fumbles as a senior
- Earned first-team All-Conference USA honors as a junior in 2010, leading all defensive linemen in the nation in tackles with 94 total stops and ranking fifth in the nation with 12 sacks
- Started all 13 games as a sophomore in 2009 and recorded 59 tackles, 8.5 tackles for a loss and 3.5 sacks. Named honorable mention all-conference by the league's coaches
- Made seven appearances during his freshman season in 2008, tallying nine tackles and one forced fumble

TRANSACTIONS

- 2012** Drafted by PHI in 2nd round (59th overall)
Signed 4-year contract
- 2/3/16** Signed by PHI to 5-year contract through 2020



CAREER HIGHS

Total Tackles	6	2x, last: 11/28/16 vs. GB
Solo Tackles	6	11/26/15 at Det.
Sacks	2.0	2x, last: 11/26/15 at Det.
Hurries	4	12/6/15 at NE
PDs	2	12/1/13 vs. Ari.
FFs	1	4x, last: 12/14/14 vs. Dal.
FRs	1	11/10/14 vs. Car.

MULTI-SACK GAMES (2)

Date	Opponent	Sacks
11/26/15	at Detroit Lions (L, 14-45)	2.0
10/12/14	at New York Giants (W, 27-0)	2.0

CB RONALD DARBY 41



5-11 | 193  **3rd Year**
BORN: Jan. 2, 1994 (Age 23)

**Oxon Hill,
Maryland**
★
**Potomac
High School**



Florida State
D2-15 (50th overall)
by Buffalo
Acquired: T-Buf-17



Originally selected by Buffalo in the 2nd round (50th overall) of the 2015 NFL Draft, **Ronald Darby** was acquired by the Eagles from the Bills in exchange for WR **Jordan Matthews** and a 2018 3rd-round pick on Aug. 11, 2017. In 2015, Darby was named NFL Defensive Rookie of the Year by *Pro Football Focus* after registering a career-high 21 PDs and 2 INTs.

ALL-WORLD TRACK STAR

Darby has not only excelled on the gridiron during his athletic career, as he was also a track star while in high school. Darby was a member of the USA medley relay team that brought home a gold medal from the 2011 World Youth Championships in France.

BIRDSEED

Darby is the son of Jarina and Ronald Sr. Darby. Darby majored in social science at Florida State.

 [@realronalddarby](#)

 [@realronalddarby](#)

CAREER HIGHLIGHTS

2017 - PHILADELPHIA EAGLES (6/6)

- Down 7-20 midway through the 2nd quarter at NYG (12/17/17), sparked the Eagles with an INT of Giants QB **Eli Manning** that he returned to the Giants' 20. The pick led to an Eagles' TD and a 14-point run that helped Philadelphia recapture a 21-20 lead
- Led the defense in tackles (6) for the second-straight week vs. Chi. (11/26/17)
- After missing 8 games due to injury, returned to action in Week 11 at Dal. (11/19/17) and recorded an INT of Cowboys QB **Dak Prescott** in the 2nd quarter. Also led the defense with 8 tackles

2016 - BUFFALO BILLS (14/14)

- Recorded a career-high 69 tackles (60 solo) and added 12 passes defended
- After batting down a pass at Sea. (11/7/16), became the fastest Bills player to reach 30 career PDs
- Registered a career-high-tying 10 tackles (7 solo) vs. Pit. (12/11/16)

PASSES DEFENSED

BILLS SINGLE-SEASON HISTORY



**NATE
ODOMES**
24
1991



**RONALD
DARBY**
21
2015



**TERRENCE
MCGEE**
19
2007



**NATE
CLEMENTS**
19
2006



DARBY'S CAREER STATISTICS

Year	Team	GP/S	TACKLES					PASS DEFENSE						FUMBLES			DEF SNAPS		
			Total	Solo	Asst	TFL	Sacks	Int	Yds	Lg	TD	PD	Hur	FF	FR	Yds	No	Pct	
2015	Buffalo	15/15	68	61	7	3.0	0.0	2	48	27	0	21	0	0	0	0	0	914	84%
2016	Buffalo	14/14	69	60	9	1.0	0.0	0	0	--	0	12	1	0	0	0	821	77%	
2017	Philadelphia	6/6	31	29	2	0.0	0.0	2	42	37	0	9	0	0	0	0	313	35%	
Totals		35/35	168	150	18	4.0	0.0	4	90	37	0	42	1	0	0	0	---	---	

CAREER HIGHS

Total Tackles	10	2x, last: 12/11/16 vs. Pit.
Solo Tackles	10	11/8/15 vs. Mia.
INTs	1	4x, last: 12/17/17 at NYG
PDs	4	9/27/15 at Mia.

CAREER HIGHLIGHTS (Continued)

2015 - BUFFALO BILLS (15/15)

- Named the NFL's **Defensive Rookie of the Year** by *Pro Football Focus* and voted to the PFWA **All-Rookie Team** after recording a career-high 21 PDs and 2 INTs
- His rookie-franchise-record 21 PDs ranked 2nd in Bills single-season history, trailing only **Nate Odomes** (24) in 1991
- Led the team with a career-high 10 tackles (all solo), including 1.0 TFL, vs. Mia. (11/8/15)
- Made his NFL debut vs. Ind. (9/13/15) and recorded 6 tackles (5 solo), 2 PDs and 1 INT. Became the first Bill to record an INT in his first-career game since **Donte Whitner** in 2006

COLLEGE HIGHLIGHTS

- Was a three-year standout cornerback at Florida State who started from 2013-14 after capturing the ACC Defensive Rookie of the Year honors in 2012
- Allowed just 9 completions and 0 TDs on 27 targets during 2013 national championship season
- Finished his career with 79 tackles and 16 pass breakups over 42 career games (23 starts). Targeted once every 10.1 snaps, the fewest of any cornerback in the draft
- Started all 14 games at cornerback in 2014. Registered a career-high 43 tackles to go along with 4 PDs and 1 FF
- In 2013, made nine starts and played in all 14 games as a key member of the nation's No. 1 pass defense (156.6 ypg)
- Appeared in all 14 games in 2012 and tied for the team lead with 8 PDs. Saw more action than any other freshman defensive player that season

TRANSACTIONS

- 2015** Drafted by BUF in 2nd round (50th overall)
Signed 4-year contract
- 8/11/17** Acquired by PHI from BUF in exchange for WR **Jordan Matthews** and 3rd-round pick in 2018

2017 GAME-BY-GAME STATISTICS

Date	Opp	GP/S	Tot	Solo	Sk	Int	PD	FF	FR	Snaps	Pct
Sep 10	at Was	W	1/1	1	1	0.0	0	0	0	18	29%
Sep 17	at KC	L	INACTIVE (ANKLE)								
Sep 24	NYG	W	INACTIVE (ANKLE)								
Oct 1	at LAC	W	INACTIVE (ANKLE)								
Oct 8	Ari	W	INACTIVE (ANKLE)								
Oct 12	at Car	W	INACTIVE (ANKLE)								
Oct 23	Was	W	INACTIVE (ANKLE)								
Oct 29	SF	W	INACTIVE (ANKLE)								
Nov 5	Den	W	INACTIVE (ANKLE)								
Nov 19	at Dal	W	1/1	8	8	0.0	1	2	0	63	100%
Nov 26	Chi	W	1/1	6	5	0.0	0	2	0	44	80%
Dec 3	at Sea	L	1/1	3	2	0.0	0	3	0	56	90%
Dec 10	at LAR	W	1/1	6	6	0.0	0	0	0	48	100%
Dec 17	at NYG	W	1/1	7	7	0.0	1	2	0	84	96%
Dec 25	Oak										
Dec 31	Dal										
Totals			6/6	31	29	0.0	2	9	0	313	35%



CB RASUL DOUGLAS 32



6-2 | 209 **Rookie**
BORN: Aug. 29, 1995 (Age 22)

**East Orange,
New Jersey**



**East Orange
High School**



**West Virginia
D3-17 (99th overall)
by Philadelphia**



Rasul Douglas (pronounced RAH-sool) was drafted by the Eagles in the 3rd round (99th overall) of the 2017 NFL Draft following a two-year collegiate career at West Virginia. Douglas, who tied for the NCAA lead with 8 INTs as a senior in 2016, registered 78 tackles (55 solo), 9 INTs and 2 FFs in 24 games with the Mountaineers.

2017 EAGLES LEADERS

INTERCEPTIONS

Rodney McLeod	3
Jalen Mills	3
Patrick Robinson	3
Rasul Douglas & 3 Others	2

PASSES DEFENSED

Jalen Mills	20
Patrick Robinson	19
Rasul Douglas	14

BIRDSEED

- Is one of seven siblings raised by his grandmother in East Orange, NJ
- Credits his little league baseball coach, Mike Davis, for helping turn his life around. Davis was also the P.A. announcer for East Orange HS and a mentor for at-risk youth. "He was the one who took me out of the streets. He made sure we did what we had to do."
- Nassau Community College had no dorms, so Douglas lived in an apartment eight miles from campus and took the bus to and from school and practice each day. On his own financially, Douglas slept on the floor and battled hunger
- Would wait until the end of the day to eat and often ordered off the dollar menu at McDonald's, eating half of the meal and saving the rest for later. "Every time I eat, I always think I'm making up a meal that I missed in junior college ... It definitely fuels me all the time, just thinking about what I went through, practicing on an empty stomach, going to school on an empty stomach. You can't even focus. So that definitely makes me want to play all-out all the time."

CAREER HIGHLIGHTS

2017 - PHILADELPHIA EAGLES (12/4)

- Tied a career high with 3 PDs vs. Chi. (11/26/17)
- Notched the second interception of his career in the team's Week 6 win at Car. (10/12/17). With the Eagles trailing 10-3 in the 2nd quarter, picked off Panthers QB **Cam Newton** at the Carolina 19 and returned it to the 12. The interception set up a **Carson Wentz** touchdown pass that tied the game at 10-10. Also notched 5 tackles (4 solo) and a career-high 3 PDs
- Made his first career start in Week 3 vs. NYG (9/24/17) and notched the first INT of his pro career when he picked off Giants QB **Eli Manning** in the 2nd quarter. On the pick, ran stride-for-stride down the sideline with Giants WR **Brandon Marshall** and leapt at the 4 yard line to snag the ball. Finished the game with 6 tackles and a pass defensed. Became the first Eagle to record an INT within his first two career games since Nate Allen in 2010
- Played in his first pro game at KC (9/17/17) and was pressed into duty on defense after starting CB Jaylen Watkins suffered a hamstring injury early in the game. Finished the day with a team-high 6 tackles (5 solo) and 1 PD

CB RASUL DOUGLAS 32



DOUGLAS' CAREER STATISTICS

Year	Team	GP/S	TACKLES					PASS DEFENSE					FUMBLES		DEF SNAPS	
			Total	Solo	Asst	TFL	Sacks	Int	Yds	Lg	TD	PD	FF	FR	No	Pct
2017	Philadelphia	12/4	32	26	6	0.0	0.0	2	7	7	0	14	0	0	348	39%
Totals		12/4	32	26	6	0.0	0.0	2	7	7	0	14	0	0	---	---

2017 GAME-BY-GAME STATISTICS

Date	Opp	GP/S	Tot	Solo	Sk	Int	PD	FF	FR	Snaps	Pct	
Sep 10	at Was	W	INACTIVE									
Sep 17	at KC	L	1/0	6	5	0.0	0	1	0	0	39	74%
Sep 24	NYG	W	1/1	6	5	0.0	1	1	0	0	69	100%
Oct 1	at LAC	W	1/1	3	2	0.0	0	1	0	0	57	100%
Oct 8	Ari	W	1/1	3	3	0.0	0	1	0	0	20	33%
Oct 12	at Car	W	1/1	5	4	0.0	1	3	0	0	56	68%
Oct 23	Was	W	1/0	1	1	0.0	0	0	0	0	28	44%
Oct 29	SF	W	1/0	2	1	0.0	0	2	0	0	30	46%
Nov 5	Den	W	1/0	4	3	0.0	0	2	0	0	37	58%
Nov 19	at Dal	W	1/0	0	0	0.0	0	0	0	0	0	0%
Nov 26	Chi	W	1/0	2	2	0.0	0	3	0	0	11	20%
Dec 3	at Sea	L	1/0	0	0	0.0	0	0	0	0	1	2%
Dec 10	at LAR	W	1/0	0	0	0.0	0	0	0	0	0	0%
Dec 17	at NYG	W	INACTIVE									
Dec 25	Oak											
Dec 31	Dal											
Totals		12/4	32	26	0.0	2	14	0	0	348	39%	

COLLEGE HIGHLIGHTS

- Collected first-team All-Big 12 honors as a senior in 2016, when he tied for the NCAA lead with 8 INTs (also Florida State's **Tarvarus McFadden**). Returned an interception 54 yards for a TD in a win vs. Brigham Young (9/24/16)
- Played in 11 games as a junior in 2015, adding depth at cornerback and seeing action on special teams. Recorded his first-career INT with the Mountaineers in a win at Kansas (11/21/15)
- Prior to transferring to West Virginia, played at Nassau Community College (Garden City, NY). Named NJCAA All-American First Team and was selected as a PrepStar JUCO All-American after leading his team to a 10-0 record, No. 6 national ranking and a victory in the Valley of Sun Bowl in 2014

TRANSACTIONS

- 2017** Drafted by PHI in 3rd round (99th overall)
Signed 4-year contract



CAREER HIGHS

Total Tackles	6	2x - last: 9/24/17 vs. NYG
Solo Tackles	5	2x - last: 9/24/17 vs. NYG
INTs	1	2x - last: 10/12/17 at Car.
PDs	3	2x - last: 11/26/17 vs. Chi.

LB DANNELL ELLERBE 57



6-1 | 245  9th Year
BORN: Nov. 29, 1985 (Age 32)

**Rockingham,
North Carolina**

★
**Richmond Senior
High School**



Georgia
UDFA (2009) by Baltimore
Acquired: FA 2017



Dannell Ellerbe entered the NFL as an undrafted free agent with Baltimore in 2009 and went on to win a Super Bowl in his final season with the Ravens (2012). Now in his ninth season, Ellerbe signed with the Eagles on Nov. 13, 2017. He has appeared in 87 games (49 starts), including playoffs, and has totaled 452 tackles, 10.5 sacks, 4 INTs, 2 FFs and 4 FRs. The former Georgia Bulldog totaled 148 tackles and 8.5 sacks in his four-year college career.

SACK LEADERS

NEW ORLEANS SAINTS 2016

Cameron Jordan	7.5
Nick Fairley	6.5
Dannell Ellerbe	4.0
Sheldon Rankins	4.0

CAREER HIGHLIGHTS

- Won Super Bowl XLVII with the Baltimore Ravens in 2012. Started all 4 postseason contests and tied current Eagles teammate **Corey Graham** for second on the team with 32 postseason tackles
- Was the only undrafted free agent to make the Ravens' opening day roster in 2009

2017 - PHILADELPHIA EAGLES (1/0)

- Played in his first game for Philadelphia in Week 13 at Sea. (12/3/17)

2016 - NEW ORLEANS SAINTS (9/8)

- Despite missing 7 contests due to a quad injury, including the first 6 games of the season, finished third on the team with 4.0 sacks
- Recorded one sack in four-straight games spanning November 13 through December 4. During that four-game stretch, notched 26 total tackles

BIRDSEED

- Earned *Associated Press* All-State honors as a senior at Richmond Senior High School in Rockingham, NC. Posted 165 tackles and 9.0 sacks
- Also lettered in track and field
- Participated in the NFL Finance Camp at the University of Miami (FL) School of Business Administration in March 2015.
- Graduated from Georgia with a degree in housing

LB DANNELL ELLERBE 57



ELLERBE'S CAREER STATISTICS

Year	Team	GP/S	TACKLES					PASS DEFENSE					FUMBLES			DEF SNAPS		ST	
			Total	Solo	Asst	TFL	Sacks	Int	Yds	Lg	TD	PD	Hur	FF	FR	Yds	No		Pct
2009	Baltimore	13/3	55	37	18	3	0.0	1	28	28	0	4	NA	0	1	0	NA	NA	8
2010	Baltimore	11/1	29	22	7	1	1.0	0	0	--	0	1	NA	0	0	0	NA	NA	6
2011	Baltimore	9/3	17	13	4	1	0.0	0	0	--	0	0	NA	0	0	0	NA	NA	1
2012	Baltimore	13/7	89	66	23	8	4.5	0	0	--	0	2	NA	0	0	0	651	57%	3
2013	Miami	15/15	101	70	31	3	1.0	2	25	16	0	5	NA	0	2	0	1010	88%	0
2014	Miami	1/1	2	2	0	0	0.0	0	0	--	0	0	NA	0	0	0	18	2%	0
2015	New Orleans	6/4	45	39	6	0	0.0	0	0	--	0	1	NA	1	1	0	250	24%	0
2016	New Orleans	9/8	53	38	15	5	4.0	0	0	--	0	2	NA	0	0	0	444	42%	0
2017	Philadelphia	1/0	0	0	0	0	0.0	0	0	--	0	0	0	0	0	0	1	1%	0
Totals		78/42	391	287	104	21	10.5	3	53	28	0	15	NA	1	4	0	---	--	18

PLAYOFFS

2009	Baltimore	2/2	16	15	1	1	0.0	0	0	--	0	0	NA	0	0	0	NA	NA	0
2010	Baltimore	2/0	7	5	2	1	0.0	0	0	--	0	0	NA	1	0	0	NA	NA	2
2011	Baltimore	2/1	6	3	3	0	0.0	0	0	--	0	0	NA	0	0	0	NA	NA	0
2012	Baltimore	4/4	32	25	7	2	0.0	1	2	2	0	2	NA	0	0	0	309	94%	0
Totals		10/7	61	48	13	4	0.0	1	2	2	0	2	NA	1	0	0	---	--	2

ADDITIONAL CAREER STATISTICS

Special Teams Forced Fumbles: 1 in 2012 (vs. Cle. 9/27/12)

CAREER HIGHS

Total Tackles	14	2x, last: 10/15/15 vs. Atl.
Solo Tackles	12	10/15/15 vs. Atl.
Sacks	1.5	9/23/12 vs. NE
INTs	1	4x, last: 1/20/13 at NE [AFC Champ.]
PDs	4	10/31/13 vs. Cin.
FFs	1	2x, last: 10/15/15 vs. Atl.
FRs	1	4x, last: 10/15/15 vs. Atl.

CAREER HIGHLIGHTS (Continued)

2013 - MIAMI DOLPHINS (15/15)

- Set career highs in tackles (101), INTs (2), PDs (5) and FRs (2) during his first season in Miami. His 101 tackles ranked third on the Dolphins defense
- Logged a career-high 4 passes defended and an INT vs. Cin. (10/31/13)

2012 - BALTIMORE RAVENS (13/7, Playoffs 4/4)

- Had a breakout year for the Super Bowl champion Baltimore Ravens. Played in 13 games (7 starts) during the regular season and compiled 89 tackles, a career-high 4.5 sacks and two PDs. Started all 4 games in the playoffs and tied for second on the team with 32 tackles
- Led the Ravens defense with 9 tackles in the Super Bowl victory vs. SF (2/3/13)
- Intercepted Patriots QB Tom Brady in the AFC Championship Game (1/20/13) with less than 7 minutes remaining to help preserve Baltimore's lead

2017 GAME-BY-GAME STATISTICS

Date	Opp	GP/S	Tot	Solo	Sk	Int	PD	FF	FR	Snaps	Pct
SIGNED BY EAGLES (11/13)											
11/19	at Dal	W	INACTIVE								
11/26	Chi	W	INACTIVE								
12/3	at Sea	L	1/0	0	0	0.0	0	0	0	1	2%
12/10	at LAR	W	DID NOT PLAY								
12/17	at NYG	W	INACTIVE								
12/25	Oak										
12/31	Dal										
Totals			1/0	0	0	0.0	0	0	0	1	1%

2010 - BALTIMORE RAVENS (11/1, Playoffs 2/0)

- Tallied 6 tackles and notched the first forced fumble of his career in the AFC Divisional Playoff game at Pit. (1/15/11)

2009 - BALTIMORE RAVENS (13/3, Playoffs 2/2)

- Was the only undrafted free agent to make the Ravens' opening-day 53-man roster. Totaled 55 tackles, 4 PDs, a FR and 1 INT during his rookie season
- Notched the first INT of his career in the regular-season finale at Oak. (1/3/10) when he picked off Raiders QB JaMarcus Russell. Also recovered a Russell fumble to mark the first fumble recovery of his career
- Made the first start of his career in Week 15 vs. Chi. (12/20/09) and went on to start Baltimore's final two regular-season games and both of the team's playoff games

K JAKE ELLIOTT 4



5-9 | 167  **Rookie**

BORN: Jan. 21, 1995 (Age 22)



**La Grange,
Illinois**

**Lyons Township
High School**



Memphis

D5a-17 (153rd overall)

by Cincinnati

Acquired: PS-Cin-17

THREE STEP DROP

Hobbies: Golf

First job: Tennis instructor

Bucket list: Going to Australia.
"My best friend from college is from there, so I am going to try to visit him. I always wanted to go there."

If he could play another sport, what position/team:
Shortstop, Chicago Cubs

Player he models his game after: Fellow Memphis alum
Stephen Gostkowski

Favorite meal: Deep dish pizza

Favorite quote: "Success isn't owned. It's rented and rent is due every day."



Originally selected by the Bengals in the 5th round (153rd overall) of the 2017 NFL Draft, **Jake Elliott** was signed by the Eagles from Cincinnati's practice squad following a Week 1 injury to **Caleb Sturgis**. In Week 3 vs. N.Y. Giants, Elliott connected on a franchise-record 61-yard FG to win the game, marking the longest FG ever by a rookie and tying for the 3rd-longest walk-off FG in NFL history. Elliott enjoyed a record-setting career at the University of Memphis and finished among the Top 10 in FBS scoring history by a kicker with 445 career points.

LONGEST FIELD GOAL EAGLES ALL-TIME HISTORY

Jake Elliott (9/24/17)	61
Tony Franklin (11/12/79)	59
David Akers (9/14/03)	57

LONGEST GAME-ENDING FIELD GOAL NFL HISTORY

Tom Dempsey (11/8/70)	63
Matt Bryant (10/22/06)	62
Jake Elliott (9/24/17)	61

CAREER HIGHLIGHTS

2017 - PHILADELPHIA EAGLES (13/0)

- Owns the franchise record for most 50+ yard FGs (5) in a single season
- Has converted the 2nd-most 40+ yard FGs (16) in Eagles single-season history, trailing only **David Akers** in 2004 (17)
- Made 12 consecutive FGs (46, 61, 45, 40, 53, 47, 36, 28, 50, 48, 50, 42), including 4 straight from 50+ yards, from Weeks 3-7. During that stretch, his FGs averaged 45.5 yards in distance
- Posted career highs with 4 FGs (45, 40, 53, 47) and 14 points at LAC (10/1/17). Became the first Eagles kicker to make 4 FGs of 40+ yards in a single game since **David Akers** on 10/3/04 at Chicago



ELLIOTT'S CAREER STATISTICS													
Year	Team	GP	FG-FGA	Pct	Lg	Blk	XP-XPA	Pct	Blk	Pts	KOs	TB	ST
2017	Philadelphia	13	24-28	85.7	61	0	38-41	92.7	0	110	78	42	0
Totals		13	24-28	85.7	61	0	38-41	92.7	0	110	78	42	0

CAREER HIGHS		
Points	14	10/1/17 at LAC
FGs	4	10/1/17 at LAC
FG Attempts	4	10/1/17 at LAC
Longest FG	61	9/24/17 vs. NYG
Longest Attempt	61	9/24/17 vs. NYG
PATs	6	11/5/17 vs. Den.

REGULAR SEASON FG SPLITS			
	FG-FGA	Pct	Lg
vs. NFC	17-20	85.0%	61
vs. AFC	7-8	87.5%	53
Home	10-12	83.3%	61
Away	14-16	87.5%	53
Turf	3-4	75.0%	--
Grass	21-24	87.5%	61
Indoors	--	---	--
Outdoors	24-28	85.7%	61
September	4-6	66.7%	61
October	12-13	92.3%	53
November	2-3	66.7%	45
December	6-6	100.0%	--
When Tied	3-3	100.0%	61

CAREER HIGHLIGHTS (Continued)

- Connected on a career-high 4 FGs from 45, 40, 53 and 47 yards in the 26-24 win at L.A. Chargers (10/1/17)
- Named **NFC Special Teams Player of the Week**, **Pepsi NFL Rookie of the Week** and **Castrol Edge Clutch Performer of the Week** for his game-winning effort in Week 3
- Kicked a game-winning, franchise-record 61-yard FG as time expired vs. NYG (9/24/17). Converted back-to-back FGs from 46 and 61 yards in the last 0:51 to erase a 24-21 deficit
- His 61-yard FG vs. NYG was the longest FG ever by a rookie and tied for the 7th-longest FG in NFL history, trailing only **Matt Prater** (64 on 12/8/13 vs. Ten.), **David Akers** (63 on 9/9/12 at GB), **Sebastian Janikowski** (63 on 9/12/11 at Den.), **Jason Elam** (63 on 10/25/98 vs. Jax.), **Tom Dempsey** (63 on 11/8/70 vs. Det.) and **Matt Bryant** (62 on 10/22/06 vs. Phi.). Also tied for the 3rd-longest game-ending FG in NFL history, behind Dempsey and Bryant
- Made his NFL debut at KC (9/17/17), converting 2 of 3 FG attempts from 34 and 40 yards. Booted the Eagles' first successful onside kick since 12/30/12 at NYG (**Alex Henery**)

COLLEGE HIGHLIGHTS

- First player in American Athletic Conference history to earn first-team all-league honors all four years
- Four-time Lou Groza Award semifinalist (top collegiate placekicker), including finalist recognition in 2015
- Totaled school-best 445 career points, topping **Stephen Gostkowski** (369) and **DeAngelo Williams** (362)



BIRDSEED

Elliott prepped at Lyons Township High School (La Grange, IL), which is located outside of Chicago. Elliott connected on 15 of 21 FGs as a senior, as well as 43 of 44 PATs, en route to being named All-Illinois First Team by the *Chicago Tribune*. As a junior, Elliott went 12 for 13 on FGs and 28 for 28 on PATs.

Elliott was named the 2016 American Athletic Conference Football Scholar-Athlete of the Year and received a \$2,000 scholarship for graduate or professional studies. Elliott was a seven-time Dean's List student, three-time AAC All-Academic Team member and was the recipient of Memphis' Zach Curlin Award as the school's top male student-athlete for 2016-17.

K JAKE ELLIOTT 4



2017 GAME-BY-GAME STATISTICS

Date	Opp		FG-FGA	Pct	Lg	Blk	XP-XPA	Pct	Blk	Pts	Kick By Kick
SIGNED BY EAGLES FROM BENGALS PRACTICE SQUAD (9/12/17)											
Sep 17	at KC	L	2-3	66.7	40	0	2-2	100.0	0	8	(34), 30WL, (40)
Sep 24	NYG	W	2-3	66.7	61	0	3-3	100.0	0	9	52WL, (46), (61)
Oct 1	at LAC	W	4-4	100.0	53	0	2-2	100.0	0	14	(45), (40), (53), (47)
Oct 8	Ari	W	2-2	100.0	36	0	4-4	100.0	0	10	(36), (28)
Oct 12	at Car	W	2-2	100.0	50	0	2-2	100.0	0	8	(50), (48)
Oct 23	Was	W	2-3	66.7	50	0	4-4	100.0	0	10	(50), (42), 45RU
Oct 29	SF	W	2-2	100.0	51	0	1-3	33.3	0	7	(40), (51)
Nov 5	Den	W	1-1	100.0	45	0	6-7	85.7	0	9	(45)
Nov 19	at Dal	W	0-1	0.0	--	0	1-1	100.0	0	1	34WR
Nov 26	Chi	W	1-1	100.0	45	0	4-4	100.0	0	7	(45)
Dec 3	at Sea	L	1-1	100.0	26	0	1-1	100.0	0	4	(26)
Dec 10	at LAR	W	3-3	100.0	41	0	4-4	100.0	0	13	(22), (41), (33)
Dec 17	at NYG	W	2-2	100.0	28	0	4-4	100.0	0	10	(28), (20)
Dec 25	Oak										
Dec 31	Dal										
Totals			24-28	85.7	61	0	38-41	92.7	0	110	



COLLEGE HIGHLIGHTS (Continued)

- Became the second player in school history to lead the team in scoring all four years, joining K **John Butler** (1986-89)
- During his four seasons (2013-16) at Memphis, ranked 2nd among NCAA kickers in points (445), trailing only **Zane Gonzalez** (492). Also led the nation with 10 FGs of 50+ yards in that span
- Holds school record for longest FG (56 yards) and kicked 4 of the 5 longest FGs in program history (56, 54, 53, 53)
- Career kickoff yardage average was 63.7 yards
- In 2016, totaled 121 points, going 21 for 26 on FGs and 58 of 58 on PATs. Led the AAC in FGs made, FG percentage (80.8%) and PAT percentage (100.0%), while finishing second among kickers in scoring. Recorded eight double-digit scoring games. Recorded 64 touchbacks on 92 kickoffs (69.6%) and helped Memphis rank second in the nation in kick return defense (16.04 yards/return)

TRANSACTIONS

- 2017** Drafted by CIN in 5th round (153rd overall)
Signed 4-year contract
- 9/2/17** Waived by CIN
- 9/3/17** Signed by CIN to practice squad
- 9/12/17** Signed by PHI from CIN practice squad

TE ZACH ERTZ 86




6-5 | 250 **5th Year**
BORN: Nov. 10, 1990 (Age 27)

Danville, California
Monte Vista High School

S

Stanford
D2-13 (35th overall)
by Philadelphia



Originally selected by the Eagles in the 2nd round (35th overall) of the 2013 NFL Draft, **Zach Ertz** led the team in all receiving categories in 2016 after signing a 5-year contract extension during the offseason. An athletic and intelligent target, Ertz has produced the most receptions and receiving yards ever by an Eagles TE in their first four NFL seasons.

MOST RECEPTIONS

NFL TIGHT ENDS IN 2017

Travis Kelce (KC)	79
Jack Doyle (Ind.)	71
Delanie Walker (Ten.)	68
Rob Gronkowski (NE)	64
Zach Ertz (Phi.)	63
Evan Engram (NYG)	63

MOST RECEIVING YARDS

NFL TIGHT ENDS IN 2017

Rob Gronkowski (NE)	1,017
Travis Kelce (KC)	991
Delanie Walker (Ten.)	755
Zach Ertz (Phi.)	719
Evan Engram (NYG)	710

MOST RECEIVING TDs

NFL TIGHT ENDS IN 2017

Jimmy Graham (Sea.)	9
Zach Ertz (Phi.)	8
Kyle Rudolph (Min.)	8
Rob Gronkowski (NE)	7
Travis Kelce (KC)	7

EAGLES TIGHT ENDS SINCE 1970

Zach Ertz (2017)	8
Brent Celek (2009)	8
Several players tied	6

THREE STEP DROP

Bucket list: **Skydiving**

Talent he'd most like to have:
The ability to read minds

'Welcome to the NFL' moment:
Seeing Michael Vick in a meeting

Favorite musician: **Jason Aldean**

Favorite TV shows: **Game of Thrones**
and Homeland

MULTIPLE GAMES WITH 13+ CATCHES & 100+ YDS

NFL TIGHT ENDS SINCE 1960

4		3	
	JASON WITTEN		ZACH ERTZ
3		2	
	KELLEN WINSLOW SR.		TONY GONZALEZ



ERTZ'S CAREER STATISTICS									
Year	Team	GP/S	RECEIVING					OFF SNAPS	
			No	Yards	Avg	Lg	TD	No	Pct
2013	Philadelphia	16/3	36	469	13.0	38	4	450	41%
2014	Philadelphia	16/5	58	702	12.1	35t	3	587	50%
2015	Philadelphia	15/7	75	853	11.4	60	2	790	68%
2016	Philadelphia	14/12	78	816	10.5	30	4	851	75%
2017	Philadelphia	12/11	63	719	11.4	53	8	708	71%
Totals		73/38	310	3559	11.5	60	21	---	---
PLAYOFFS									
2013	Philadelphia	1/0	3	22	7.3	15	1	23	40%
Totals		1/0	3	22	7.3	15	1	---	---
ADDITIONAL CAREER STATISTICS									
Fumbles/Lost: 3/3 - 2017 (1/1); 2015 (1/1); 2014 (1/1)									
Forced Fumbles: 1 - 11/22/15 vs. TB									

CAREER HIGHS		
Receptions	15	12/20/14 at Was.
Receiving Yards	152	1/3/16 at NYG
Receiving Long	60	1/3/16 at NYG
Receiving TDs	2	3x, last: 10/12/17 at Car.



2017 GAME-BY-GAME STATISTICS									
Date	Opp	GP/S	Rec	Yds	Avg	Lg	TD	Snaps	Pct
Sep 10	at Was	W 1/1	8	93	11.6	23	0	60	88%
Sep 17	at KC	L 1/1	5	97	19.4	53	0	60	83%
Sep 24	NYG	W 1/1	8	55	6.9	12	1	75	99%
Oct 1	at LAC	W 1/1	5	81	16.2	38	0	60	76%
Oct 8	Ari	W 1/1	6	61	10.2	14	1	57	85%
Oct 12	at Car	W 1/1	2	18	9.0	17t	2	49	79%
Oct 23	Was	W 1/0	5	89	17.8	46	1	53	82%
Oct 29	SF	W 1/1	4	34	8.5	14	1	64	91%
Nov 5	Den	W 0/0	INACTIVE (HAMSTRING)						
Nov 19	at Dal	W 1/1	2	8	4.0	6	0	60	94%
Nov 26	Chi	W 1/1	10	103	10.3	22	1	65	83%
Dec 3	at Sea	L 1/1	2	24	12.0	14	0	45	60%
Dec 10	at LAR	W 0/0	INACTIVE (CONCUSSION)						
Dec 17	at NYG	W 1/1	6	56	9.3	17	1	60	88%
Dec 25	Oak								
Dec 31	Dal								
Totals		12/11	63	719	11.4	53	8	708	71%

CAREER HIGHLIGHTS

- Owns the 5th-most receptions (310) by an NFL TE since 2013, trailing only **Delanie Walker** (350), **Jason Witten** (339), **Jimmy Graham** (337), and **Greg Olsen** (327)
- Since 2013, ranks 6th among NFL TEs in receiving yards (3,559), behind **Rob Gronkowski** (4,449), **Greg Olsen** (4,155), **Jimmy Graham** (4,104), **Delanie Walker** (4,104), and **Travis Kelce** (3,853)
- Has produced the most receptions (310) and receiving yards (3,559) by an Eagles TE in his first five NFL seasons


2017 - PHILADELPHIA EAGLES (12/11)

- Is tied for the 2nd-most receiving TDs (8) by an NFL TE this season, trailing only **Jimmy Graham** (9)

HIGH SCHOOL STANDOUT

Ertz graduated from Monte Vista HS (Danville, CA), where he was a first-team all-state selection as a senior after catching 56 passes for 756 yards and 14 TDs. In addition to garnering All-Northern California first-team honors from *NorCalPreps.com*, first-team All-Metro honors from the *San Francisco Chronicle*, All-East Bay honors from the *Contra Costa Times* and first-team All-East Bay Athletic League honors following his senior season, Ertz was named the 2008 *Cal-Hi Sports* North Coast Section Scholar Athlete of the Year.

Ertz also played high school basketball with Mark Appel, who was selected by the Houston Astros with the No. 1-overall pick in the 2013 MLB Draft and now plays in the Phillies organization. Their basketball team went 32-4 and lost in the NorCal finals. Ertz was a center and Appel was a small forward.



THE NEWLYWEDS

Ertz and his wife, Julie, who is a star defender on the U.S. Women's National Soccer team, got married in the 2017 offseason. They couple was also featured in *ESPN Magazine's* "The Body Issue."



2016 GAME-BY-GAME STATISTICS										
Date	Opp	GP/S	Rec	Yds	Avg	Lg	TD	Snaps	Pct	
Sep 11	Cle	W	1/1	6	58	9.7	15	0	60	78%
Sep 19	at Chi	W	INACTIVE (RIB)							
Sep 25	Pit	W	INACTIVE (RIB)							
Oct 9	at Det	L	1/1	3	37	12.3	21	0	52	85%
Oct 16	at Was	L	1/1	1	22	22.0	22	0	46	88%
Oct 23	Min	W	1/1	1	14	14.0	14	0	48	83%
Oct 30	at Dal	L	1/1	4	19	4.8	11	0	63	81%
Nov 6	at NYG	L	1/1	8	97	12.1	30	0	62	83%
Nov 13	Atl	W	1/1	6	55	9.2	18	0	59	75%
Nov 20	at Sea	L	1/1	6	35	5.8	11	1	70	88%
Nov 28	GB	L	1/1	3	36	12.0	16	0	55	93%
Dec 4	at Cin	L	1/0	9	79	8.8	20	1	70	88%
Dec 11	Was	L	1/1	10	112	11.2	29	0	67	86%
Dec 18	at Bal	L	1/1	6	80	13.3	24	0	81	93%
Dec 22	NYG	W	1/1	2	33	16.5	19	0	48	86%
Jan 1	Dal	W	1/0	13	139	10.7	20t	2	70	92%
Totals			14/12	78	816	10.5	30	4	851	75%

2015 GAME-BY-GAME STATISTICS										
Date	Opp	GP/S	Rec	Yds	Avg	Lg	TD	Snaps	Pct	
Sep 14	at Atl	L	1/0	3	46	15.3	21	0	52	70%
Sep 20	Dal	L	1/0	3	17	5.7	9	0	40	65%
Sep 27	at NYJ	W	1/0	2	30	15.0	21	0	38	52%
Oct 4	at Was	L	1/1	2	11	5.5	7	0	38	68%
Oct 11	NO	W	1/0	5	60	12.0	21	0	56	67%
Oct 19	NYG	W	1/1	4	43	10.8	17	0	67	86%
Oct 25	at Car	L	1/1	5	63	12.6	24	0	75	90%
Nov 8	at Dal	W	1/1	5	44	8.8	27	0	59	81%
Nov 15	Mia	L	1/0	7	68	9.7	27	0	76	79%
Nov 22	TB	L	1/1	2	12	6.0	7	0	14	20%
Nov 26	at Det	L	0/0	INACTIVE (CONCUSSION)						
Dec 6	at NE	W	1/1	2	9	4.5	5t	1	53	87%
Dec 13	Buf	W	1/0	5	98	19.6	41	0	60	78%
Dec 20	Ari	L	1/0	8	78	9.8	22t	1	49	77%
Dec 26	Was	L	1/1	13	122	9.4	17	0	64	79%
Jan 3	at NYG	W	1/0	9	152	16.9	60	0	49	74%
Totals			15/7	75	853	11.4	60	2	790	68%

CAREER HIGHLIGHTS (Continued)

- His 8 receiving TDs are tied with **Brent Celek** in 2009 for the most by an Eagles TE since 1970
- Is tied for the 5th-most receptions (63) by an NFL TE this season, trailing only **Travis Kelce** (79), **Jack Doyle** (71), **Delanie Walker** (68) and **Rob Gronkowski** (64)
- Ranks 4th among NFL TEs in receiving yards (719), behind **Rob Gronkowski** (1,017), **Travis Kelce** (991) and **Delanie Walker** (755)
- Logged 6 receptions for 56 yards in the 34-29 win at NYG (12/17/17), including a 10-yard TD in the second quarter
- Posted a season-high 10 receptions for 103 yards and 1 TD in the 31-3 win vs. Chi. (11/26/17)



GREEN & SILVER SLUGGER

Ertz captured the Eagles annual batting practice competition title at Citizens Bank Park in 2016, winning a hotly-contested final round over fellow Eagles TE Trey Burton. Other participants were 2015 champion Jon Dorenbos, head coach Doug Pederson, Bennie Logan, Chris Maragos, Donnie Jones and Chase Daniel.

HOLIDAY SPIRIT

Ertz partners annually with Bringing Hope Home's Adopt-A-Family program during the holiday season and does all of a family's holiday shopping. He also hosts the family at a home game, where he hands out presents and gives a tour of the locker room.

BIRDSEED

Ertz is the son of Lisa and Douglas, and has three younger brothers: Shane, Nic and Jackson. Lisa is an office manager and legal assistant, and Doug is a software salesman. Ertz also has a Bernese Mountain dog named Apollo.

His father, Douglas, played football at Lehigh University from 1981-84 and his uncle, Davis, played baseball at the University of Vermont from 1970-72.

Ertz earned his bachelor's degree in management science and engineering at Stanford.

QB NICK FOLES 9



6-6 | 243  **6th Year**
BORN: Jan. 20, 1989 (Age 28)



Arizona
D3-12 (88th overall)
by Philadelphia
Acquired: FA (KC) 2017



Originally a 3rd-round draft choice (88th overall) by the Eagles in the 2012 NFL Draft, **Nick Foles** spent the first three seasons of his pro career with Philadelphia prior to stints with St. Louis (2015) and Kansas City (2016). The Eagles' all-time leader in passer rating (95.0), Foles has completed 810-of-1,337 (60.6%) attempts for 9,550 yards, 60 TDs and an 88.9 passer rating in 47 career games (37 starts).

7 PASSING TDs

NFL SINGLE-GAME HISTORY



DREW BREEES
11/1/15 vs. NYG



NICK FOLES
11/3/13 at Oak.



PEYTON MANNING
9/5/13 vs. Bal.



JOE KAPP
9/28/69 vs. Bal.



Y.A. TITTLE
10/28/62 vs. Was.



GEORGE BLANDA
11/19/61 vs. NYT



ADRIAN BURK
10/17/54 at Was.



SID LUCKMAN
11/43/43 at NYG

PASSER RATING

EAGLES ALL-TIME HISTORY

95.0	Nick Foles (2012-14, 17)
88.8	Carson Wentz (2016-17)
87.7	Michael Vick (2009-13)
86.5	Donovan McNabb (1999-2009)

27-2

Foles enjoyed a breakout season in 2013, throwing 27 TDs against 2 INTs for a 119.2 passer rating.

His 13.5 TD-INT ratio in 2013 ranks 2nd in NFL single-season history, trailing only Tom Brady in 2016 (14.0 - 28 TDs, 2 INTs).

His 19 TDs to start a season without an INT were the 2nd-most in NFL history, behind Peyton Manning (20 in 2013).

Became the first Eagle to lead the league in passer rating since Tommy Thompson in 1949.

CAREER HIGHLIGHTS

- Has produced a 95.0 passer rating with the Eagles which ranks 1st in all-time team history (min. 500 attempts)
- Also owns the 2nd-best career completion percentage (61.8%) in Eagles history, trailing only **Sam Bradford** (65.0%) (min. 500 attempts)

2017 - PHILADELPHIA EAGLES (5/1)

- With starting QB **Carson Wentz** on Injured Reserve, made his first start as an Eagle since the 2014 season and led Philadelphia to a 34-29 victory at NYG (12/17/17) by throwing for 237 yards and 4 TDs with 0 INTs (115.8 QBR). The win secured a first-round playoff bye for the Eagles. Foles' 4 TD passes were the second-highest single-game total of his career
- With the Eagles trailing the Rams 31-35 in the fourth quarter at LAR (12/10/17) entered the game following an injury to Carson Wentz. Led the offense to back-to-back field goal drives to give Philadelphia a 37-35 lead with less than four minutes remaining in regulation. Philadelphia went on to defeat LA 43-35, capturing its first NFC East title since 2013. In the win, Foles led his 7th career game-winning drive and 6th career fourth-quarter comeback

QB NICK FOLES 9



FOLES' CAREER STATISTICS																			
			PASSING										RUSHING				OFF SNAPS		
Year	Team	GP/S	Att	Cmp	Pct	Yds	Y/A	TD	Int	Lg	Sk/Yd	Rate	Att	Yds	Avg	Lg	TD	No	Pct
2012	Philadelphia	7/6	265	161	60.8	1699	6.4	6	5	46	20/131	79.1	11	42	3.8	14	1	454	40%
2013	Philadelphia	13/10	317	203	64.0	2891	9.1	27	2	63t	28/173	119.2	57	221	3.9	21	3	702	64%
2014	Philadelphia	8/8	311	186	59.8	2163	7.0	13	10	68t	9/74	81.4	16	68	4.3	14	0	545	46%
2015	St. Louis	11/11	337	190	56.4	2052	6.1	7	10	68	14/98	69.0	17	20	1.2	10	1	653	68%
2016	Kansas City	3/1	55	36	65.5	410	7.5	3	0	49	4/34	105.9	4	-4	-1.0	-1	0	106	10%
2017	Philadelphia	5/1	52	34	65.4	335	6.4	4	0	35	3/19	109.1	10	3	0.3	9	0	125	12%
Totals		47/37	1337	810	60.6	9550	7.1	60	27	68t	78/529	88.9	115	350	3.0	21	5	---	---
PLAYOFFS																			
2013	Philadelphia	1/1	33	23	69.7	195	5.9	2	0	40	2/19	105.0	1	3	3.0	3	0	58	100%
2016	Kansas City	0/0	0	0	---	0	---	0	0	--	0/0	---	0	0	---	--	0	---	---
Totals		1/1	33	23	69.7	195	5.9	2	0	40	2/19	105.0	1	3	3.0	3	0	---	---
ADDITIONAL CAREER STATISTICS																			
Fumbles/Lost: 25/12 - 2012 (8/3); 2013 (4/2); 2014 (4/3); 2015 (5/2), 2017 (4/2)																			

CAREER HIGHLIGHTS (Continued)

- Completed his first attempt of the season when he hit WR **Nelson Agholor** for a 35-yard gain on fourth-and-1 late in the fourth quarter vs. Den. (11/5/17). The completion moved the Eagles to the 4-yard line and set up a **Corey Clement** TD run on the next play

2016 - KANSAS CITY CHIEFS (3/1)

- Saw action in three games (one start) as a back-up to QB **Alex Smith**. Completed 36-of-55 (65.5%) attempts for 410 yards, 3 TDs, 0 INTs and a 105.9 passer rating

2015 - ST. LOUIS RAMS (11/11)

- Started a career-high 11 games
- Tied a career-long with a 68-yard pass to **Stedman Bailey** at GB (10/11/15)



BORN INTO FOOTBALL

Growing up in Austin, TX, Foles claims he has been in a football-thirsty environment his whole life. "High school football was the big thing growing up in Austin. Friday Night Lights, the whole deal. I was thrown right in it and loved it."

In fact, there is a baby picture of Foles after he was born with a football in his hands. "It's actually pretty funny because in that picture I'm using the same grip on the ball as I do now."

BIRDSEED

Foles married his wife, Tori, in the 2014 offseason. Tori played volleyball at Arizona and is the sister of former Eagles TE Evan Moore. Foles is the son of Larry and Melissa, who both are in the restaurant business. He has two sisters: Lacey and Katie.

Foles was a roommate of Brent Celek's brother, Garrett, as a freshman at Michigan State.

DUAL-SPORT ATHLETE

Foles starred at Westlake HS (Austin, TX), where he set school career records for passing yards (5,658) and TDs (56), breaking marks previously held by Drew Brees. Foles was teammates with Ravens K Justin Tucker at Westlake.

Additionally, Foles was also a three-year starter and two-time MVP for Westlake's basketball team, averaging 15 points and 11 rebounds in 2005-06 while earning all-district honors. He was recruited by numerous Division I basketball programs.

STILL MENTORING

While at Arizona, Foles served as a mentor to four brothers (Aaron, Jose, Chris and Anthony) from an underprivileged home in Tucson. "I'd spend time with them every weekend. It was a great experience for me. I still mentor and talk to them and help them in any way I can."

QB NICK FOLES 9



2017 GAME-BY-GAME STATISTICS

Date	Opp	GP/S	PASSING										RUSHING					SNAPS		
			Att	Cmp	Pct	Yds	Y/A	TD	Int	Lg	Sk/Yds	Rat	Att	Yds	Avg	Lg	TD	No	Pct	
Sep 10	at Was	W	DID NOT PLAY																	
Sep 17	at KC	L	DID NOT PLAY																	
Sep 24	NYG	W	DID NOT PLAY																	
Oct 1	at LAC	W	DID NOT PLAY																	
Oct 8	Ari	W	DID NOT PLAY																	
Oct 12	at Car	W	DID NOT PLAY																	
Oct 23	Was	W	DID NOT PLAY																	
Oct 29	SF	W	1/0	0	0	---	0	--	0	0	--	0/0	---	2	-2	-1.0	-1	0	9	13%
Nov 5	Den	W	1/0	1	1	100.0	35	35.0	0	0	35	1/8	118.8	1	-1	-1.0	-1	0	14	20%
Nov 19	at Dal	W	DID NOT PLAY																	
Nov 26	Chi	W	1/0	3	3	100.0	21	7.0	0	0	22	0/0	95.8	4	-3	-0.8	0	0	11	14%
Dec 3	at Sea	L	DID NOT PLAY																	
Dec 10	at LAR	W	1/0	10	6	60.0	42	4.2	0	0	16	1/7	69.6	1	9	9.0	9	0	23	25%
Dec 17	at NYG	W	1/1	38	24	63.2	237	6.2	4	0	32	1/4	115.8	2	0	0.0	1	0	68	100%
Dec 25	Oak																			
Dec 31	Dal																			
Totals			5/1	52	34	65.4	335	6.4	4	0	35	3/19	109.1	10	3	0.4	9	0	125	12%

CAREER HIGHS

Pass Attempts	62	10/26/14 at Ari.
Completions	36	10/26/14 at Ari.
Passing Yards	428	12/15/13 at Min.
YPA (min. 20 att.)	14.5	11/3/13 at Oak.
Passing Long	68	2x, last: 10/11/15 at GB
Passing TDs	7	11/3/13 at Oak.
Com. % (min. 20 att.)	84.0	12/22/13 vs. Chi.
QB Rtg. (min. 20 att.)	158.3	11/3/13 at Oak.
Rush Attempts	9	2x, last: 12/1/13 vs. Ari.
Rushing Yards	47	11/17/13 vs. Was.
Rushing Long	21	12/15/13 at Min.
Rushing TDs	1	5x, last: 9/13/15 vs. Sea.

300+ YARD GAMES (8)

Date	Opponent	Yards
12/15/13	at Minnesota Vikings (L, 30-48)	428
10/26/14	at Arizona Cardinals (L, 20-24)	411
11/3/13	at Oakland Raiders (W, 49-20)	406
12/9/12	at Tampa Bay Buccaneers (W, 23-21)	381
12/23/12	vs. Washington Redskins (L, 20-27)	345
9/15/14	at Indianapolis Colts (W, 30-27)	331
9/21/14	vs. Washington Redskins (W, 37-34)	325
9/7/14	vs. Jacksonville Jaguars (W, 34-17)	322

CAREER HIGHLIGHTS (Continued)

2014 - PHILADELPHIA EAGLES (8/8)

- Posted his third career 400+ yard performance (411) while setting career highs with 62 attempts and 36 completions at Ari. (10/26/14)
- Became the sixth QB since 1950 to throw for 320+ yards in each of the first three games of the season (322 - 9/7/14 vs. Jax.; 331 - 9/15/14 at Ind.; 325 - 9/21/14 vs. Was.), joining **Drew Brees** (2013), **Robert Griffin III** (2013), **Tom Brady** (2011), **Kurt Warner** (2000) and **Drew Bledsoe** (1994)
- Threw for 322 yards, including a career-long, 68-yard TD pass to **Jeremy Maclin**, in a comeback win vs. Jax. (9/7/14)

2013 - PHILADELPHIA EAGLES (13/10, Playoffs: 1/1)

- Enjoyed a breakout season in 2013, completing 203-of-317 (64.0%) attempts for 2,891 yards, 27 TDs, 2 INTs and a 119.2 passer rating in only 10 starts. Earned a spot in the **2014 Pro Bowl** and was named the game's Most Valuable Player
- Produced the best TD-INT ratio (27 TDs, 2 INTs) in NFL history in 2013. Is the only player in NFL history to record 20+ TDs with fewer than 2 INTs. Joined **Tom Brady** (36 TDs, 4 INTs in 2010) as the only QBs in NFL history to register 25+ TDs with fewer than 5 INTs in a single season
- Posted the 3rd-lowest INT percentage (0.63) in NFL history in 2013. His 19 TDs to start a season without an INT were the 2nd-most in NFL history, behind **Peyton Manning** (20 in 2013). Set an Eagles franchise record with 237 attempts without an INT (12/23/12-12/8/13)
- Led the NFL in QB rating (119.2), yards per attempt (9.1) and TD percentage (8.5) in 2013. Became the first Eagle to lead the league in QB rating since **Tommy Thompson** in 1949

LB NATHAN GERRY 47



6-2 | 218 **Rookie**
BORN: Feb. 23, 1995 (Age 22)

**Sioux Falls,
South Dakota**

**Washington
High School**



Nebraska

**D5b-17 (184th overall)
by Philadelphia**

MOST INTERCEPTIONS

NCAA SAFETIES (2014-16)

14 Gerod Holliman (Louisville)

14 Xavier Woods (Louisiana Tech)

13 Nathan Gerry (Nebraska)

13 Dylan Haines (Texas)

THREE STEP DROP

First job: Host at Famous Daves

Prized possession: His mom

**Best player he ever lined up against:
Detroit Lions RB Ameer Abdullah**

**Player he models his game after:
Minnesota Vikings S Harrison Smith**

Moment left star struck:

"My first preseason game. I was on the sidelines and Green Bay made a play on our sideline and I was like, 'Oh wow, that's Clay Matthews.' That was probably the first one that I was really star struck by."

Favorite quote:

"A winner never quits and a quitter never wins."



Nathan Gerry was selected by the Eagles in the 5th round (184th overall) of the 2017 NFL Draft following an impressive collegiate career as a safety at the University of Nebraska. Gerry, who converted to linebacker when he was drafted by Philadelphia, totaled 273 tackles (163 solo), 19.0 TFL, 19 PDs, 13 INTs, 3 FFs and 2.0 sacks in 50 games (40 starts) with the Cornhuskers. As a senior in 2016, the South Dakota native was a Bednarik Award semifinalist, earned All-America recognition and was named first-team All-Big Ten.

BIRDSEED

- Is the son of Kelli and Brian Gerry. Majored in sociology at Nebraska. During college, volunteered his time with team hospital visits, Big Brothers/Big Sisters and Uplifting Athletes
- Helped lead Washington (SD) High School's football team to a 48-3 record and three state championships. Was a two-way starter, playing running back and wide receiver. Also handled kicking and punting duties as a senior
- Also a track standout in high school. Won his second straight 200-meter state title as a senior as well as the 100-meter event. Set the state record in the 200 meters with a time of 21.52

CAREER HIGHLIGHTS

2017 - PHILADELPHIA EAGLES (8/0)

- Logged a team-high 2 special teams tackles, the first tackles of his pro career, vs. Den. (11/5/17)
- Played in his first NFL game vs. Was. (10/23/17) after being called up from the Eagles practice squad on Oct. 19, 2017

COLLEGE HIGHLIGHTS

- In 2016, was named a Bednarik Award semifinalist, earned All-America recognition and was named first-team All-Big Ten following a strong senior season
- Played in 11 games (all starts) as a senior and finished 2nd on the team with 74 tackles (47 solo). Had six games with at least 7 tackles, including a pair of 9-tackle performances. Added 4 INTs for the third-consecutive season

LB NATHAN GERRY 47



GERRY'S CAREER STATISTICS

Year	Team	GP/S	TACKLES					PASS DEFENSE					FUMBLES			DEF SNAPS		ST		
			Total	Solo	Asst	TFL	Sacks	Int	Yds	Lg	TD	PD	Hur	FF	FR	Yds	No	Pct	No	
2017	Philadelphia	8/0	0	0	0	0.0	0.0	0	0	--	0	0	0	0	0	0	0	0	0%	5
Totals		8/0	0	0	0	0.0	0.0	0	0	--	0	0	0	0	0	0	0	---	---	5

COLLEGE HIGHLIGHTS (Continued)

- Started every game as a junior in 2015 and led the Huskers with 79 tackles and 4 INTs. Posted eight outings with at least 6 tackles. Voted third-team All-Big Ten by the media
- Earned Honorable Mention All-Big Ten accolades from the league's coaches as a sophomore in 2014. Started every game and led Nebraska with a career-high 5 INTs, all in Big Ten games
- Capped the regular season with a career-high 15 tackles and an INT at Iowa (11/28/14) to earn Big Ten Defensive Player of the Week honors



TRANSACTIONS

- 2017** Drafted by PHI in 5th round (184th overall)
Signed 4-year contract
- 9/2/17** Waived by PHI
- 9/4/17** Signed by PHI to the practice squad
- 10/19/17** Signed by PHI from practice squad to active roster

2017 GAME-BY-GAME STATISTICS

Date	Opp	GP/S	Tot	Solo	Sk	Int	PD	FF	FR	Snaps	Pct
SIGNED BY EAGLES FROM PRACTICE SQUAD TO ACTIVE ROSTER (10/19)											
10/23	Was	W	1/0	0	0	0.0	0	0	0	0	0%
10/29	SF	W	1/0	0	0	0.0	0	0	0	0	0%
11/5	Den	W	1/0	0	0	0.0	0	0	0	0	0%
11/19	at Dal	W	1/0	0	0	0.0	0	0	0	0	0%
11/26	Chi	W	1/0	0	0	0.0	0	0	0	0	0%
12/3	at Sea	L	1/0	0	0	0.0	0	0	0	0	0%
12/10	at LAR	W	1/0	0	0	0.0	0	0	0	0	0%
12/17	at NYG	W	1/0	0	0	0.0	0	0	0	0	0%
12/25	Oak										
12/31	Dal										
Totals			8/0	0	0	0.0	0	0	0	0	0%

WR SHELTON GIBSON 18



5-11 | 191 **Rookie**
BORN: March 20, 1995 (Age 22)

Cleveland, Ohio
Cleveland Heights High School

West Virginia
D5a-17 (166th overall)
by Philadelphia



Shelton Gibson was selected by the Eagles in the 5th round (166th overall) of the 2017 NFL Draft. Gibson, who excelled as a receiver and kick returner during his three-year career at West Virginia, earned second-team All-Big 12 honors after totaling 43 receptions for 951 yards (22.1 avg.) and 8 TDs as a junior in 2016. In his sophomore campaign in 2015, Gibson registered 37 catches for 887 yards (24.0 avg.) and a career-high 9 TDs.

RECEIVING AVERAGE

NCAA PLAYERS (2015-16)

Jalen Robinette	26.2
Shelton Gibson	23.0
Mack Hollins	22.9
Chris Moore	21.8
Bryce Treggs	21.2

BIRDSEED

- Is the son of Shalett and Shelton Gibson. Has four siblings. Majored in multidisciplinary studies at West Virginia
- Prepped at Cleveland Heights HS (Cleveland, OH), where he finished with 700 receiving yards as a senior while scoring as a receiver, rusher, kickoff returner, punt returner and passed for a TD. Named No. 6 on the 2012 Cleveland Plain Dealer Top 50 Northeast Ohio football players. Also played in the U.S. Army All-American Bowl
- Grabbed 27 passes for 518 yards and 4 TDs as a junior in 2011. Recorded 45 receptions for 532 yards and 21 TDs as a sophomore
- Also lettered in track and field, participating in sprints and relays

Among NCAA players with at least 20.0 yards per reception from 2015-16 (min. 40 receptions), Gibson ranks 1st with 17 TDs.

COLLEGE HIGHLIGHTS

- Appeared in 38 games during his three-year career at West Virginia, where he amassed 84 receptions for 1,898 yards (22.6 avg.) and 17 TDs. Also had 53 kickoff returns for 1,244 yards (23.5 avg.) and 1 TD, including a 100-yard kick return TD
- Ranked 4th in the nation with 22.1 yards per reception as a junior in 2016, trailing only **Jalen Robinette** (27.4, Air Force), **Jester Weah** (24.2, Pittsburgh) and **Jaylen Smith** (22.2, Louisville). Registered career highs in receptions (43) and receiving yards (951) en route to second-team All-Big 12 honors
- Earned All-Big 12 Honorable Mention as a sophomore in 2015 after ranking 2nd in the nation with 23.97 yards per reception, trailing only current Eagles teammate **Mack Hollins** (24.8, North Carolina). Produced 37 catches for 887 yards and a career-high 9 TDs. Returned 11 kickoffs for 361 yards (32.8 avg.), including a 100-yard TD at Baylor (10/17/15)

WR SHELTON GIBSON 18



2017 GAME-BY-GAME STATISTICS										
Date	Opp	GP/S	Rec	Yds	Avg	Lg	TD	Snaps	Pct	
9/10	at Was	W	0/0						INACTIVE	
9/17	at KC	L	0/0						INACTIVE	
9/24	NYG	W	0/0						INACTIVE	
10/1	at LAC	W	0/0						INACTIVE	
10/8	Ari	W	0/0						INACTIVE	
10/12	at Car	W	0/0						INACTIVE	
10/23	Was	W	0/0						INACTIVE	
10/29	SF	W	0/0						INACTIVE	
11/5	Den	W	0/0						INACTIVE	
11/19	at Dal	W	0/0						INACTIVE	
11/26	Chi	W	1/0	0	0	0.0	0	0	4	5%
12/3	at Sea	L	1/0	0	0	0.0	0	0	0	0%
12/10	at LAR	W	1/0	0	0	0.0	0	0	0	0%
12/17	at NYG	W	1/0	0	0	0.0	0	0	0	0%
12/25	Oak									
12/31	Dal									
Totals			4/0	0	0	0.0	0	0	4	1%



GIBSON'S CAREER STATISTICS											
			RECEIVING					OFF SNAPS		ST	
Year	Team	GP/S	No	Yards	Avg	Lg	TD	No	Pct	T	
2017	Philadelphia	4/0	0	0	0.0	0	0	4	1%	1	
Totals		4/0	0	0	0.0	0	0	---	---	1	

TRANSACTIONS

2017 Drafted by PHI in 5th round (166th overall)
Signed 4-year contract

LB NAJEE GOODE 52



6-0 | 244  **6th Year**
BORN: June 4, 1989 (Age 28)


Cleveland, Ohio
Benedictine High School



West Virginia
D5-12 (140th overall)
by Tampa Bay
Acquired: W (TB) 2013



Najee Goode provides the Eagles with quality depth at linebacker and is a standout on special teams. In 2016, Goode recorded 12 special teams tackles to finish second on the team. The year before, Goode rebounded from a pectoral injury suffered in 2014, to play 349 snaps on special teams (70 percent) and finish third on the team in special teams tackles (12). A two-time team captain at West Virginia, Goode finished his college career with 157 tackles, including 22.5 TFLs, 8.0 sacks, 2 INTs, 2 FFs and 2 FRs.

SPECIAL TEAMS TACKLES

EAGLES PLAYERS SINCE 2015

Chris Maragos	35
Najee Goode	33
Trey Burton	33

EAGLES PLAYERS IN 2016

Chris Maragos	13
Najee Goode	12
Mychal Kendricks	9

THREE STEP DROP

Hobbies: Drawing and working on cars

Best player he has faced: Tom Brady

Funniest Eagle: Lane Johnson

If he could play another sport:
Striker for Manchester United

Bucket list: H.A.L.O. jump -- a 30,000 ft. skydive at a small landing target

First job: Worked at a cheese factory where he packed and wrapped cheese

Strangest food he likes to eat: Sardines with jalapenos and pineapple

Favorite athlete as a kid: His father, John Goode

Favorite athlete to watch now: Usain Bolt

CAREER HIGHLIGHTS

2017 - PHILADELPHIA EAGLES (14/2)

- Tied for second on the team with 9 special teams tackles

2016 - PHILADELPHIA EAGLES (16/0)

- Finished 2nd on the Eagles with 12 special teams tackles. Tallied an Eagles single-game season-high 3 special teams tackles at NYG (11/6/16)

2015 - PHILADELPHIA EAGLES (14/0)

- Despite signing to the Eagles 53-man roster in Week 3, finished the year ranked 3rd with 12 special teams tackles
- Scored second TD of his career when he returned a blocked punt by S **Chris Maragos** for a score at NE (12/6/15). His TD tied the game at 14-14 before halftime and helped propel the Birds to a 35-28 win over the previously 10-1 Patriots



GOODE'S CAREER STATISTICS

			TACKLES					PASS DEFENSE					FUMBLES			DEF SNAPS		ST	
Year	Team	GP/S	Total	Solo	Asst	TFL	Sacks	Int	Yds	Lg	TD	PD	QBP/H	FF	FR	Yds	No	Pct	No
2012	Tampa Bay	3/0	0	0	0	0.0	0.0	0	0	--	0	0	0	0	0	0	3	0%	0
2013	Philadelphia	14/1	18	11	7	0.0	1.0	0	0	--	0	2	0	0	1	2	190	16%	8
2014	Philadelphia	1/0	0	0	0	0.0	0.0	0	0	--	0	0	0	0	0	0	0	0%	0
2015	Philadelphia	14/0	5	5	0	0.0	0.0	0	0	--	0	1	0	0	0	0	37	3%	12
2016	Philadelphia	16/0	0	0	0	0.0	0.0	0	0	--	0	0	0	0	0	0	2	0%	12
2017	Philadelphia	14/2	11	6	5	0.0	0.0	0	0	--	0	0	0	0	0	0	132	15%	9
Totals		62/3	34	22	12	0.0	1.0	0	0	--	0	3	0	0	1	2	---	---	41

PLAYOFFS																			
2013	Philadelphia	1/0	0	0	0	0.0	0.0	0	0	--	0	0	0	0	0	0	0	0%	0
Totals		1/0	0	0	0	0.0	0.0	0	0	--	0	0	0	0	0	0	---	---	0

CAREER HIGHLIGHTS (Continued)

2013 - PHILADELPHIA EAGLES (14/1, Playoffs: 1/0)

- Recorded his first-career sack, taking down Redskins QB **Robert Griffin III** in his first-career start vs. Was. (11/17/13). Also notched six tackles and two passes defended in the contest
- Recovered a mishandled long snap at the Giants 2-yard line and ran it in for his first-career touchdown vs. NYG (10/27/13)

TOUCHDOWNS

Date	Opponent	TDs
12/6/15	at New England Patriots (W, 35-28)	Blocked Punt
10/27/13	vs. New York Giants (L, 7-15)	Fumble Recovery

CAREER HIGHS

Total Tackles	6	11/17/13 vs. Was.
Solo Tackles	5	11/17/13 vs. Was.



BORN TO BE A BIRD

Najee and his father, John Goode, are the first father-son duo to take snaps for the Eagles. John played in 14 games for the Eagles in 1985. Said Najee: "When I signed with the Eagles my father told me that the fans are extremely passionate about their sports. He said I should enjoy the moment and just make plays ... I was 4 years old and I knew the Eagles chant - E-A-G-L-E-S, EAGLES! I used to hear my dad do it all the time."

BIRDSEED

Goode attended Benedictine High School in Cleveland where he was a dual-threat QB and a LB. He also lettered in track and field, where he won the Division II state title in the discus with a school-record toss of 172'01."

Goode is the son of Fatimah and John Goode. His first child, daughter, Lillianna, was born in June 2016. He also has a dog named Titan. Goode earned his degree in industrial engineering.

VeePiO VENTURE

Goode serves as an advisor for a tech company called VeePiO which functions as the world's first real-time monetization platform for interactive social video. VeePiO allows content creators to make interactive videos that reveal pictures, comments, and the ability to purchase anything a viewer sees - simply by touching or clicking the screen. For more information visit: veep.io.

BOUNCING BACK

Goode's football career almost ended before it began after he broke his femur as a freshman in high school. "I remember it to this day," said Goode. "It was on a screen play. The doctors told me I would never be able to play football again because the injury was right on my growth plate." After surgery and months of rehab, Goode beat the odds and returned to the field for the end of his sophomore season. "That year sitting out was very tough for me. I'm just so happy everything worked out."

LB NAJEE GOODE 52



2017 GAME-BY-GAME STATISTICS

Date	Opp	GP/S	Tot	Solo	Sk	Int	PD	FF	FR	Snaps	Pct
9/10	at Was	W	1/0	0	0	0.0	0	0	0	0	0%
9/17	at KC	L	1/0	0	0	0.0	0	0	0	1	2%
9/24	NYG	W	1/0	0	0	0.0	0	0	0	12	17%
10/1	at LAC	W	1/0	0	0	0.0	0	0	0	0	0%
10/8	Ari	W	1/0	0	0	0.0	0	0	0	8	13%
10/12	at Car	W	1/0	0	0	0.0	0	0	0	5	6%
10/23	Was	W	1/1	5	3	0.0	0	0	0	49	77%
10/29	SF	W	1/0	0	0	0.0	0	0	0	1	2%
11/5	Den	W	1/0	1	0	0.0	0	0	0	13	20%
11/19	at Dal	W	1/0	0	0	0.0	0	0	0	0	0%
11/26	Chi	W	1/0	1	1	0.0	0	0	0	17	31%
12/3	at Sea	L	1/0	3	2	0.0	0	0	0	18	29%
12/10	at LAR	W	1/0	0	0	0.0	0	0	0	0	0%
12/17	at NYG	W	1/1	1	0	0.0	0	0	0	8	9%
12/25	Oak										
12/31	Dal										
Totals			14/2	11	6	0.0	0	0	0	132	15%

2016 GAME-BY-GAME STATISTICS

Date	Opp	GP/S	Tot	Solo	Sk	Int	PD	FF	FR	Snaps	Pct
Sep 11	Cle	W	1/0	0	0	0.0	0	0	0	1	2%
Sep 19	at Chi	W	1/0	0	0	0.0	0	0	0	0	0%
Sep 25	Pit	W	1/0	0	0	0.0	0	0	0	1	2%
Oct 9	at Det	L	1/0	0	0	0.0	0	0	0	0	0%
Oct 16	at Was	L	1/0	0	0	0.0	0	0	0	0	0%
Oct 23	Min	W	1/0	0	0	0.0	0	0	0	0	0%
Oct 30	at Dal	L	1/0	0	0	0.0	0	0	0	0	0%
Nov 6	at NYG	L	1/0	0	0	0.0	0	0	0	0	0%
Nov 13	Atl	W	1/0	0	0	0.0	0	0	0	0	0%
Nov 20	at Sea	L	1/0	0	0	0.0	0	0	0	0	0%
Nov 28	GB	L	1/0	0	0	0.0	0	0	0	0	0%
Dec 4	at Cin	L	1/0	0	0	0.0	0	0	0	0	0%
Dec 11	Was	L	1/0	0	0	0.0	0	0	0	0	0%
Dec 18	at Bal	L	1/0	0	0	0.0	0	0	0	0	0%
Dec 22	NYG	W	1/0	0	0	0.0	0	0	0	0	0%
Jan 1	Dal	W	1/0	0	0	0.0	0	0	0	0	0%
Totals			16/0	0	0	0.0	0	0	0	2	0%

2015 GAME-BY-GAME STATISTICS

Date	Opp	GP/S	Tot	Solo	Sk	Int	PD	FF	FR	Snaps	Pct
SIGNED TO THE EAGLES 53-MAN ROSTER (9/22)											
Sep 27	at NYJ	W	1/0	1	1	0.0	0	0	0	4	5%
Oct 4	at Was	L	1/0	0	0	0.0	0	0	0	0	0%
Oct 11	NO	W	1/0	3	3	0.0	0	0	0	14	20%
Oct 19	NYG	W	1/0	1	1	0.0	0	1	0	8	12%
Oct 25	at Car	L	1/0	0	0	0.0	0	0	0	1	2%
Nov 8	at Dal	W	1/0	0	0	0.0	0	0	0	0	0%
Nov 15	Mia	L	1/0	0	0	0.0	0	0	0	0	0%
Nov 22	TB	L	1/0	0	0	0.0	0	0	0	0	0%
Nov 26	at Det	L	1/0	0	0	0.0	0	0	0	0	0%
Dec 6	at NE	W	1/0	0	0	0.0	0	0	0	0	0%
Dec 13	Buf	W	1/0	0	0	0.0	0	0	0	0	0%
Dec 20	Ari	L	1/0	0	0	0.0	0	0	0	0	0%
Dec 26	Was	L	1/0	0	0	0.0	0	0	0	0	0%
Jan 3	at NYG	W	1/0	0	0	0.0	0	0	0	10	12%
Totals			14/0	5	5	0.0	0	1	0	37	3%

2014 GAME-BY-GAME STATISTICS

Date	Opp	GP/S	Tot	Solo	Sk	Int	PD	FF	FR	Snaps	Pct
Sep 7	Jax	W	1/0	0	0	0.0	0	0	0	0	0%
PLACED ON INJURED RESERVE (PECTORAL) ON 9/9											
Totals			1/0	0	0	0.0	0	0	0	0	0%

COLLEGE HIGHLIGHTS

- Appeared in a West Virginia-record 52 games (25 starts) and totaled 157 tackles, 22.5 TFLs, 8.0 sacks, 2 INTs, 2 FFs and 2 FRs. Served as team captain as a junior and a senior
- Earned first-team All-Big East accolades following his senior season and led the team with 87 tackles and 15 TFLs, while finishing 3rd on the team in sacks with 5.0. Also recorded 1 FF, 1 FR and 2 INTs
- Played in 12 games (11 starts) as a junior and ranked eighth on the team with 47 tackles, including 8.5 tackles for loss
- Saw action in all 13 games (one start) as a sophomore, finishing the season with 11 tackles
- Appeared in 13 games as a redshirt freshman in 2008 and recorded 12 tackles

TRANSACTIONS

- 2012** Drafted by TB in 5th round (140th overall)
Signed 4-year contract
- 9/1/13** Waived by TB
- 9/2/13** Acquired off waivers by PHI
- 9/9/14** Placed on Injured Reserve (torn pectoral)
- 9/5/15** Waived by PHI
- 9/22/15** Signed by PHI to 1-year contract
- 2/10/16** Re-signed by PHI 1-year contract
- 9/3/16** Released by PHI
- 9/10/16** Re-signed by PHI
- 3/9/17** Signed by PHI to 1-year contract

DE BRANDON GRAHAM 55



6-2 | 265  **8th Year**
BORN: April 3, 1988 (Age 29)

AP
2016

**Detroit,
 Michigan**

**Crockett
 Vocational
 Technical** ★



Michigan

**D1-10 (13th overall)
 by Philadelphia**



Originally selected by Philadelphia with the 13th-overall pick in the 2010 NFL Draft, **Brandon Graham** is the longest-tenured member of the Eagles defense. In 2016, Graham was named second-team All-Pro by the *Associated Press* and was voted a first alternate to the Pro Bowl after leading the league with 78 combined sacks, hurries and QB knockdowns (according to *Stats LLC*).

FORCED FUMBLES

NFL PLAYERS SINCE 2014

Lavonte David (TB)	15
Jamie Collins (Cle.)	12
Chandler Jones (Ari.)	12
Robert Quinn (LAR)	12
Cameron Wake (Mia.)	12
Brandon Graham (Phi.)	11
Bruce Irvin (Oak.)	11
Ryan Kerrigan (Was.)	11

Graham has registered multiple FFs in three straight seasons (2014-16), including a career-high 4 FFs in 2014.

2016 DISRUPTIONS

COMBINED SACKS, HURRIES &
 QB KNOCKDOWNS



**BRANDON
 GRAHAM**
78.0



**AARON
 DONALD**
76.5



**GENO
 ATKINS**
76.0

THREE STEP DROP

Bucket list: Drive a NASCAR car

First jersey: Dave Bing, Detroit Pistons

First job: Working the grill at McDonald's

Favorite Halloween costume: Batman,
 when he was 10 years old

Favorite movie: *Equalizer*

Favorite book: *New Money: Staying Rich* by Phillip Buchanon

Favorite quote: "Those who stay, will be champions." - Bo Schembechler

CAREER HIGHLIGHTS

- Is tied for the 6th-most FFs (11) in the NFL since 2014, trailing only **Lavonte David** (15), **Jamie Collins** (12), **Chandler Jones** (12), **Robert Quinn** (12) and **Cameron Wake** (12)

2017 - PHILADELPHIA EAGLES (14/14)

- Leads the Eagles with a career-high 9.5 sacks, which are the most by an Eagle since **Fletcher Cox** in 2015 (9.5)
- Sealed the victory with a 16-yard fumble recovery TD forced by **Nigel Bradham** in the 43-35 win at LAR (12/10/17). Marked the first TD of his NFL career

DE BRANDON GRAHAM 55



GRAHAM'S CAREER STATISTICS

Year	Team	GP/S	TACKLES					PASS DEFENSE						FUMBLES			DEF SNAPS		ST
			Total	Solo	Asst	TFL	Sacks	Int	Yds	Lg	TD	PD	QPH	FF	FR	Yds	No	Pct	
2010	Philadelphia	13/6	19	12	7	1.0	3.0	0	0	--	0	0	13	2	0	0	N/A	N/A	0
2011	Philadelphia	3/0	4	2	2	1.0	0.0	0	0	--	0	0	1	0	0	0	N/A	N/A	0
2012	Philadelphia	16/6	50	34	16	7.0	5.5	0	0	--	0	1	27	2	1	0	420	40%	0
2013	Philadelphia	16/0	21	14	7	2.0	3.0	0	0	--	0	0	7	1	0	0	323	27%	7
2014	Philadelphia	16/1	43	29	14	13.5	5.5	0	0	--	0	0	18	4	0	0	499	43%	8
2015	Philadelphia	16/10	63	44	19	12.5	6.5	0	0	--	0	1	7	3	0	0	858	71%	0
2016	Philadelphia	16/16	64	50	14	14.0	5.5	0	0	--	0	1	30	2	1	4	764	75%	0
2017	Philadelphia	14/14	47	40	7	14.0	9.5	0	0	--	0	1	26	2	1	0	628	70%	0
Totals		110/53	311	225	86	65.0	38.5	0	0	--	0	4	129	15	3	4	---	---	15

PLAYOFFS

2010	Philadelphia	0/0	PLACED ON INJURED RESERVE (ACL) ON 12/14/10																
2013	Philadelphia	1/0	2	1	1	0.0	1.0	0	0	--	0	0	1	0	0	0	22	31%	1
Totals		1/0	2	1	1	0.0	1.0	0	0	--	0	0	1	0	0	0	---	---	1

CAREER HIGHLIGHTS (Continued)

- Totaled 1.5 sacks at Sea. (12/3/17)
- Recorded his 7th-career multi-sack game (2.0), including a strip-sack that led to a 20-yard fumble recovery TD by **Fletcher Cox** at Was. (9/10/17)



2016 - PHILADELPHIA EAGLES (16/16)

- Named **second-team All-Pro** by the *Associated Press* and voted a first alternate to the Pro Bowl after leading the NFL with 78 combined sacks, hurries and QB knockdowns (according to *Stats LLC*)
- Started all 16 games for the first time in his career and led the Eagles with career highs in TFL (14) and hurries (30)
- Was a disruptive force throughout a 21-10 win vs. Min. (10/23/16), recording 3 tackles (2 solo), a career-high 6 hurries and a strip-sack of Vikings QB **Sam Bradford**

CAREER HIGHS		
Total Tackles	10	12/13/12 vs. Cin.
Solo Tackles	9	12/4/16 at Cin.
Sacks	2.5	12/13/12 vs. Cin.
Hurries	6	10/23/16 vs. Min.
PDs	1	4x, last: 10/23/17 vs. Was.
FFs	2	11/8/15 at Dal.
FRs	1	2x, last: 9/25/16 vs. Pit.

BIGGEST INFLUENCE

Graham names his mother, Tasha Graham, as being the most influential person in his life. A cancer survivor, Tasha was diagnosed with leukemia at a young age. She spent most of her life working at a Chrysler auto plant to support Brandon and his three sisters.

Recalled Tasha, "The doctors told me I would never be able to have kids, so I cherish them because of that. When I was working at Chrysler, working hard, trying to make ends meet, it was for them and Brandon saw that."

THE SELECT 100

Graham organized a co-ed, high school football camp in Michigan called the Select 100 that takes 10 students (five boys and five girls) from each of Detroit's 20 public schools. The inaugural camp took place in summer 2015 and helps promote teamwork, confidence through sports and self esteem.

FUTURE PLANS

Graham is currently nine credits shy of obtaining a degree in sports management and plans to finish following his football career. He has also taken an interest in sports broadcasting and would like to attend the NFL's Broadcast Boot Camp.

HIGH SCHOOL STANDOUT

Graham was a four-year starter at Crockett Vocational Technical (Detroit, MI) and earned Parade, EA Sports and USA Today first-team All-America honors as a senior. That year, he was also named the Michigan Gatorade Player of the Year.

Graham recorded 307 tackles, including 112 TFL, 56 sacks, 16 FRs, 6 FFs and 2 INTs during his high school career. Additionally, Graham averaged more than 40 yards per attempt as a punter.

Outside of football, Graham lettered in basketball and track and field. Graham regularly donates uniforms and equipment to his high school alma mater.

DE BRANDON GRAHAM 55



2017 GAME-BY-GAME STATISTICS												
Date	Opp	GP/S	Tot	Solo	Sk	QPH	PD	FF	FR	Snaps	Pct	
Sep 10	at Was	W	1/1	4	3	2.0	-	0	1	0	43	68%
Sep 17	at KC	L	1/1	5	5	0.5	-	0	0	0	38	72%
Sep 24	NYG	W	1/1	1	1	0.0	-	0	0	0	46	67%
Oct 1	at LAC	W	1/1	2	1	0.0	-	0	0	0	44	77%
Oct 8	Ari	W	1/1	4	4	1.0	-	0	0	0	43	72%
Oct 12	at Car	W	1/1	3	1	0.5	-	0	0	0	62	76%
Oct 23	Was	W	1/1	1	1	0.0	-	1	0	0	44	69%
Oct 29	SF	W	1/1	3	2	1.0	-	0	0	0	44	67%
Nov 5	Den	W	1/1	5	5	0.0	-	0	0	0	40	62%
Nov 19	at Dal	W	1/1	4	4	1.0	-	0	0	0	44	70%
Nov 26	Chi	W	1/1	5	5	1.0	2	0	1	0	34	62%
Dec 3	at Sea	L	1/1	5	4	1.5	2	0	0	0	47	76%
Dec 10	at LAR	W	1/1	1	1	0.0	2	0	0	1	36	75%
Dec 17	at NYG	W	1/1	4	3	1.0	2	0	0	0	63	72%
Dec 25	Oak											
Dec 31	Dal											
Totals			14/14	47	40	9.5	-	1	2	1	628	70%

2016 GAME-BY-GAME STATISTICS												
Date	Opp	GP/S	Tot	Solo	Sk	Hur	PD	FF	FR	Snaps	Pct	
Sep 11	Cle	W	1/1	3	2	1.0	2	0	1	0	36	69%
Sep 19	at Chi	W	1/1	4	4	1.0	1	0	0	0	37	71%
Sep 25	Pit	W	1/1	4	2	1.0	2	0	0	1	42	70%
Oct 9	at Det	L	1/1	6	5	0.0	1	0	0	0	53	87%
Oct 16	at Was	L	1/1	3	2	0.0	3	0	0	0	57	77%
Oct 23	Min	W	1/1	3	2	1.0	6	0	1	0	57	75%
Oct 30	at Dal	L	1/1	6	4	0.0	5	1	0	0	64	82%
Nov 6	at NYG	L	1/1	1	1	0.0	1	0	0	0	52	81%
Nov 13	Atl	W	1/1	3	3	1.0	1	0	0	0	38	76%
Nov 20	at Sea	L	1/1	2	1	0.0	1	0	0	0	48	72%
Nov 28	GB	L	1/1	6	5	0.0	1	0	0	0	54	76%
Dec 4	at Cin	L	1/1	9	9	0.0	1	0	0	0	49	77%
Dec 11	Was	L	1/1	2	2	0.0	0	0	0	0	33	79%
Dec 18	at Bal	L	1/1	6	3	0.5	1	0	0	0	43	74%
Dec 22	NYG	W	1/1	4	3	0.0	3	0	0	0	63	71%
Jan 1	Dal	W	1/1	2	2	0.0	1	0	0	0	38	68%
Totals			16/16	64	50	5.5	30	1	2	1	764	75%

Eagles Defensive Coordinator Jim Schwartz on Brandon Graham's value to the team

“He’s always been a good rusher. He’s compact; he’s strong; he plays with great effort. He’s a tough guy and he’s one of our tempo setters up front and for our whole team.”

CAREER HIGHLIGHTS (Continued)

- Registered a sack in three consecutive games to open the 2016 season (Browns QB **Robert Griffin III** on 9/11/16; Bears QB **Jay Cutler** on 9/19/16; Steelers QB **Ben Roethlisberger** on 9/25/16). Became the first Eagle to record a sack in each of the first three games of a season since **Jason Babin**, **Trent Cole** and **Cullen Jenkins** in 2011



LEADING BY EXAMPLE

Rod Oden, who was an assistant coach at Crockett Vocational Technical (Detroit, MI) while Graham was in high school, is now the head coach there and fondly reflects on Graham’s work ethic and the impact he has made on the program.

“He was an absolute leader,” said Oden. “The entire school would follow Brandon. He’s a leader in demonstration. We say, ‘Leadership is demonstrated, it’s not announced.’ He walks in a room and his presence commands respect. People see him put in the extra hours. They see him run the extra sprints, lift the extra weights, and they follow. Now we have kids who want to be the next Brandon. They’re still following.”

BIRDSEED

Graham is the son of Tasha Graham and Derrick Walton and has three younger sisters: Brittany, Mikayla and Brianna. Graham married Carlyne Williams during the 2014 offseason and resides in Philadelphia. The couple gave birth to their first child, daughter Emerson, in the winter of 2016. They also have a cocker spaniel named Midnight.

Graham began playing football as a linebacker, center and running back for the Detroit Giants when he was 7 years old. His greatest love besides football growing up was doing flips in gymnastics. “I started doing it when I was young and I just got better and better. It’s really fun. I can do about 10 in a row now.”

S COREY GRAHAM 24



6-0 | 196  **11th Year**
BORN: July 25, 1985 (Age 32)



**Buffalo,
New York**



**Turner Carroll
High School**



New Hampshire
D5-07 (168th overall)
by Chicago
Acquired: FA 2017



A member of the Baltimore's Super Bowl XLVII-winning team, **Corey Graham** agreed to terms on a one-year contract with the Eagles on August 3, 2017. Graham has totaled 558 tackles, 65 PDs, 17 INTs, 16.0 TFL, 5 FRs, 4 FFs and 3.0 sacks in 169 career games (64 starts) with the Bears (2007-11), Ravens (2012-13), Bills (2014-16) and Eagles. Graham played in 159 consecutive contests over the course of 11 seasons (2007-17) before he was rendered inactive with a hamstring injury in Week 3 vs. N.Y. Giants.

TOTAL TACKLES

BUFFALO BILLS IN 2016

Zach Brown	149
Preston Brown	135
Corey Graham	82
Ronald Darby	69

PASSES DEFENSED

BUFFALO BILLS IN 2016

Stephon Gilmore	12
Ronald Darby	11
Corey Graham	9
N. Robey-Coleman	7

CAREER HIGHLIGHTS

- A member of Baltimore's Super Bowl XLVII-winning team that defeated San Francisco, 34-31, in New Orleans on 2/3/13. Totaled 32 tackles (20 solo), 7 PDs and 2 INTs (including a 39-yard TD in the AFC Divisional Round on 1/12/13 at Den.) during the Ravens' playoff run
- His streak of 159 consecutive regular-season games (165 including playoffs) ended on 9/24/17 vs. NYG, when he was rendered inactive with a hamstring injury

2017 - PHILADELPHIA EAGLES (12/0)

- Recorded 4 tackles (3 solo) and 1 INT in the 31-3 win vs. Chi. (11/26/17)
- Intercepted Redskins QB **Kirk Cousins** in the 34-24 Monday Night Football victory vs. Was. (10/23/17)

2016 - BUFFALO BILLS (16/16)

- Started all 16 games at safety and ranked 3rd on the Bills defense in tackles (82) and passes defended (9)

2015 - BUFFALO BILLS (16/16)

- Started all 16 games at safety and registered career highs in tackles (team-high 122), hurries (8) and fumble recoveries (2). Posted multiple INTs for the fifth consecutive season
- Scored on a 44-yard INT-TD at Jax. (London) (10/25/15)
- Produced a game-high 10 tackles (8 solo), including 1.0 TFL, and added 2 special teams stops at Ten. (10/11/15). Became the first Bills defensive back to record 10+ tackles in three straight contests since **George Wilson** in 2011
- Set a career-high with 13 tackles (8 solo) vs. NYG (10/4/15)

S COREY GRAHAM 24



GRAHAM'S CAREER STATISTICS

Year	Team	GP/S	TACKLES					PASS DEFENSE						FUMBLES			DEF SNAPS		ST	
			Total	Solo	Asst	TFL	Sacks	Int	Yds	Lg	TD	PD	Hur	FF	FR	Yds	No	Pct		No
2007	Chicago	13/0	0	0	0	0.0	0.0	0	0	--	0	0	0	0	0	0	0	N/A	N/A	20
2008	Chicago	16/9	93	73	20	3.0	0.0	1	6	6	0	6	0	1	1	0	N/A	N/A	14	
2009	Chicago	16/1	18	14	4	0.0	0.0	0	0	--	0	4	1	0	0	0	N/A	N/A	23	
2010	Chicago	16/0	0	0	0	0.0	0.0	0	0	--	0	0	0	0	0	0	N/A	N/A	25	
2011	Chicago	16/0	5	4	1	0.0	0.0	3	11	10	0	3	1	1	0	0	N/A	N/A	22	
2012	Baltimore	16/8	54	36	18	1.0	0.0	2	20	20	0	8	0	1	0	0	574	50%	6	
2013	Baltimore	16/5	68	51	17	5.0	1.0	4	28	28	0	12	2	1	0	0	687	64%	5	
2014	Buffalo	16/9	77	59	18	0.0	0.0	2	75	45	0	16	0	0	1	0	778	72%	6	
2015	Buffalo	16/16	122	91	31	4.0	1.0	2	60	44t	1	4	8	0	2	29	980	90%	5	
2016	Buffalo	16/16	82	57	25	2.0	1.0	1	0	0	0	6	1	0	1	0	1052	98%	5	
2017	Philadelphia	12/0	39	26	13	1.0	0.0	2	73	59	0	6	3	0	0	0	287	32%	8	
Totals		169/64	558	411	147	16.0	3.0	17	273	59	1	65	16	4	5	29	---	---	139	

PLAYOFFS

2010	Chicago	2/0	0	0	0	0.0	0.0	0	0	--	0	0	0	0	0	0	N/A	N/A	2
2012	Baltimore	4/4	32	20	12	0.0	0.5	2	39	39t	1	7	2	0	0	0	328	99%	0
Totals		6/4	32	20	12	0.0	0.5	2	39	39t	1	7	2	0	0	0	---	---	2

ADDITIONAL CAREER STATISTICS

Kick Returns: 1 for 7 yards on 12/23/12 vs. NYG **Special Teams Fumble Recoveries:** 1 - (12/20/15 at Was.)

CAREER HIGHS

Total Tackles	13	2x, last: 10/4/15 vs. NYG
Solo Tackles	12	11/30/08 at Min.
Sacks	1.0	3x, last: 9/25/16 vs. Ari.
INTs	2	2x, last: 11/24/13 vs. NYJ
PDs	3	6x, last: 9/25/16 vs. Ari.
FFs	1	4x, last: 9/29/13 at Buf.
FRs	1	5x, last: 10/9/16 at LAR

TOUCHDOWNS

Date	Opponent	TDs
10/25/15	at Jacksonville Jaguars (L, 31-34)	44-yard INT
1/12/13	at Denver Broncos (AFC Div.) (W, 38-35)	39-yard INT

CAREER HIGHLIGHTS (Continued)

2014 - BUFFALO BILLS (16/9)

- Played in all 16 games (nine starts) and recorded a career-high 16 PDs, marking his second consecutive season with double-digit passes defended
- Made his first career start at safety vs. NE (10/12/14)
- Started at cornerback in his Buffalo debut at Chi. (9/7/14). Picked off Jay Cutler in the second quarter and returned it for a career-long 43 yards

2013 - BALTIMORE RAVENS (16/5)

- Appeared in all 16 contests (five starts) and led the Ravens with a career-high 4 INTs
- Registered a career-high-tying 2 INTs in a 19-3 victory vs. NYJ (11/24/13)

2012 - BALTIMORE RAVENS (16/8, 4/4)

- Finished tied for 2nd on the team with 32 tackles in the postseason. Also posted a team-leading 7 PDs, 2 INTs (returned 1 for a TD) and a half-sack



BIRDSEED

Graham and his wife, Alison, have a son, Chance. Graham attended Turner Carroll (Buffalo, NY) High School. He grew up rooting for the Buffalo Bills and idolized Steve Tasker and Thurman Thomas.

S COREY GRAHAM 24



2017 GAME-BY-GAME STATISTICS

Date	Opp	GP/S	Tot	Solo	Sk	Int	PD	FF	FR	Snaps	Pct	
Sep 10	at Was	W	1/0	2	1	0.0	0	0	0	18	29%	
Sep 17	at KC	L	1/0	5	3	0.0	0	0	0	41	77%	
Sep 24	NYG	W	0/0	INACTIVE (HAMSTRING)								
Oct 1	at LAC	W	0/0	INACTIVE (HAMSTRING)								
Oct 8	Ari	W	1/0	3	1	0.0	0	0	0	40	67%	
Oct 12	at Car	W	1/0	0	0	0.0	0	1	0	7	9%	
Oct 23	Was	W	1/0	7	4	0.0	1	1	0	32	50%	
Oct 29	SF	W	1/0	2	1	0.0	0	0	0	14	21%	
Nov 5	Den	W	1/0	3	3	0.0	0	1	0	18	28%	
Nov 19	at Dal	W	1/0	1	0	0.0	0	0	0	10	16%	
Nov 26	Chi	W	1/0	4	3	0.0	1	1	0	20	36%	
Dec 3	at Sea	L	1/0	3	3	0.0	0	0	0	23	37%	
Dec 10	at LAR	W	1/0	0	0	0.0	0	0	0	10	21%	
Dec 17	at NYG	W	1/0	9	7	0.0	0	2	0	54	61%	
Dec 25	Oak											
Dec 31	Dal											
Totals			12/0	39	26	0.0	2	6	0	0	287	32%

2016 GAME-BY-GAME STATISTICS (BUF)

Date	Opp	GP/S	Tot	Solo	Sk	Int	PD	FF	FR	Snaps	Pct	
Sep 11	at Bal	L	1/1	1	1	0.0	0	0	0	68	100%	
Sep 15	NYJ	L	1/1	4	3	0.0	0	0	0	74	100%	
Sep 25	Ari	W	1/1	4	4	1.0	1	3	0	82	100%	
Oct 2	at NE	W	1/1	2	1	0.0	0	0	0	56	100%	
Oct 9	at LAR	W	1/1	4	4	0.0	0	0	0	66	100%	
Oct 16	at SF	W	1/1	8	5	0.0	0	0	0	51	84%	
Oct 23	at Mia	L	1/1	8	7	0.0	0	0	0	72	99%	
Oct 30	NE	L	1/1	1	1	0.0	0	0	0	68	100%	
Nov 7	at Sea	L	1/1	6	3	0.0	0	0	0	47	100%	
Nov 20	at Cin	W	1/1	6	4	0.0	0	1	0	73	100%	
Nov 27	Jax	W	1/1	6	4	0.0	0	0	0	68	100%	
Dec 4	at Oak	L	1/1	11	6	0.0	0	1	0	71	100%	
Dec 11	Pit	L	1/1	8	4	0.0	0	1	0	72	96%	
Dec 18	Cle	W	1/1	3	3	0.0	0	0	0	58	100%	
Dec 24	Mia	L	1/1	7	5	0.0	0	0	0	68	99%	
Jan 1	at NYJ	L	1/1	5	4	0.0	0	0	0	58	94%	
Totals			16/16	82	57	1.0	1	6	0	1	1052	98%

CAREER HIGHLIGHTS (Continued)

- Produced 8 tackles (7 solo), a team-leading 3 PDs and tied a playoff-franchise record with 2 INTs in the 38-35 double-overtime win in the Divisional game at Den. (1/12/13). Returned his first INT 39 yards for a TD, while his second INT in overtime set up **Justin Tucker's** game-winning FG

2011 - CHICAGO BEARS (16/0)

- Earned his first **Pro Bowl** nod as a special teamer after leading the Bears with 22 special teams tackles
- Recorded interceptions in three consecutive games: 11/13/11 vs. Det, 11/20/11 vs. SD, 11/27/11 at Oak.

2010 - CHICAGO BEARS (16/0, 2/0)

- Earned *USA Today's* **All-Joe Team** honors (players who are critical to their team but don't receive Pro Bowl nods) after leading the NFL with a career-high 25 special teams stops

2009 - CHICAGO BEARS (16/1)

- Finished second on the team with 23 special teams tackles

2008 - CHICAGO BEARS (16/9)

- Ranked 5th on the team with 93 tackles and tied for 3rd with 14 special teams stops

2007 - CHICAGO BEARS (13/0)

- Produced the 2nd-most special teams tackles (20) on the team. Notched his first career NFL score on a blocked punt that he returned 7 yards for a TD vs. GB (12/23/07)

2015 GAME-BY-GAME STATISTICS (BUF)


Date	Opp	GP/S	Tot	Solo	Sk	Int	PD	FF	FR	Snaps	Pct	
Sep 13	Ind	W	1/1	1	1	0.0	0	0	0	1	1%	
Sep 20	NE	L	1/1	9	6	0.0	0	0	0	83	97%	
Sep 27	at Mia	W	1/1	12	10	0.0	0	0	0	76	100%	
Oct 4	NYG	L	1/1	13	8	1.0	0	0	0	69	97%	
Oct 11	at Ten	W	1/1	10	8	0.0	0	0	0	67	97%	
Oct 18	Cin	L	1/1	7	4	0.0	0	0	0	60	98%	
Oct 25	at Jax	L	1/1	9	8	0.0	1	1	0	60	90%	
Nov 8	Mia	W	1/1	8	8	0.0	0	0	0	68	99%	
Nov 12	at NYJ	W	1/1	5	3	0.0	1	1	0	59	100%	
Nov 23	at NE	L	1/1	7	3	0.0	0	0	0	67	100%	
Nov 29	at KC	L	1/1	5	4	0.0	0	0	0	61	98%	
Dec 6	Hou	W	1/1	3	2	0.0	0	1	0	76	100%	
Dec 13	at Phi	L	1/1	9	8	0.0	0	0	0	74	96%	
Dec 20	at Was	L	1/1	8	5	0.0	0	0	0	56	98%	
Dec 27	Dal	W	1/1	11	8	0.0	0	0	0	54	92%	
Jan 3	NYJ	W	1/1	5	5	0.0	0	1	0	49	86%	
Totals			16/16	122	91	1.0	2	4	0	0	980	90%



LB KAMU GRUGIER-HILL 54



6-2 | 220  **2nd Year**
BORN: May 16, 1994 (Age 23)


Honolulu, Hawaii
Kamehameha High School



EASTERN ILLINOIS

Eastern Illinois
D6a-16 (208th overall)
by New England
Acquired:
W (NE) 2016

EAGLES LEADERS

2017 SPECIAL TEAMS TACKLES

18	Kamu Grugier-Hill
9	Corey Clement
9	Najee Goode

THREE STEP DROP

Hobbies: Surfing and going to the beach
If he could be a superhero: Incredible Hulk
Biggest pet peeve: Making plans with someone who doesn't follow through
Funniest Eagle: Lane Johnson
First jersey owned: Randy Moss, Vikings
Favorite teams/athletes growing up: San Francisco 49ers, Brian Dawkins and Randy Moss
Favorite athletes to watch now: Steph Curry and Lionel Messi
Favorite food: Hawaiian foods, especially Lau Lau [pig wrapped in a luau leaf]
Favorite movies: *Horrible Bosses 1 and 2*, *Wedding Crashers*
Favorite TV show: *Shark Tank*



Kamu Grugier-Hill (pronounced KAH-moo GREW-jay HILL) was acquired by the Eagles off waivers from the New England Patriots on Sept. 4, 2016, following the 53-man roster cutdown. Originally a sixth-round draft choice of the Patriots in 2016, Grugier-Hill played in 49 games over his four-year career at Eastern Illinois and earned first-team Ohio Valley Conference accolades as a junior and senior. A special teams standout with the Eagles, Grugier-Hill leads the team in 2017 with 18 ST tackles.

BIRDSEED

- The son of Elina Grugier-Bell. Has three siblings: two older brothers and one older sister
- Started playing football as a junior in high school. Began playing because one of his best friends suggested he try out for the team. Before he began playing football, he played soccer and volleyball. Started playing soccer at the age of 4
- Was a safety and punter at Kamehameha (HI) High School. Totaled 86 tackles and 5 sacks as a senior in 2011. Was named first-team All-Interscholastic League
- Earned his degree in kinesiology from Eastern Illinois

 @k_grugierhill

CAREER HIGHLIGHTS

2017 - PHILADELPHIA EAGLES (14/0)

- Leads the team with 18 special teams tackles
- Had an impact game on special teams in the Eagles' 34-29 win at NYG (12/17/17). With the Eagles trailing 14-20 in the second quarter, blocked a punt deep in New York territory to help set up a **Trey Burton** TD that gave Philadelphia a 21-20 lead. Also notched 4 special teams tackles, the most by an Eagle in a single-game this season
- Recorded a career-high 2 tackles on defense vs. Chi. (11/26/17)
- Following an early injury to K **Jake Elliott** at Dal. (11/19/17), stepped forward to handle kickoff duties for the remainder of the game. Kicked off 4 times and registered 1 touchback

LB KAMU GRUGIER-HILL 54



GRUGIER-HILL'S CAREER STATISTICS

Year	Team	GP/S	TACKLES					PASS DEFENSE					FUMBLES			DEF SNAPS		ST		
			Total	Solo	Asst	TFL	Sacks	Int	Yds	Lg	TD	PD	Hur	FF	FR	Yds	No		Pct	No
2016	Philadelphia	12/0	1	1	0	1	0.0	0	0	--	0	0	0	0	0	0	0	1	0%	5
2017	Philadelphia	14/0	5	5	0	0	0.0	0	0	--	0	0	0	0	0	0	32	4%	18	
Totals		26/0	6	6	0	1	0.0	0	0	--	0	0	0	0	0	0	---	---	23	

ADDITIONAL CAREER STATISTICS

Blocked Punts: 1 in 2017 at NYG (12/17)

2017 GAME-BY-GAME STATISTICS

Date	Opp	GP/S	Tot	Solo	Sk	Int	PD	FF	FR	Snaps	Pct
Sep 10	at Was	W 1/0	0	0	0.0	0	0	0	0	0	0%
Sep 17	at KC	L 1/0	0	0	0.0	0	0	0	0	0	0%
Sep 24	NYG	W 1/0	0	0	0.0	0	0	0	0	0	0%
Oct 1	at LAC	W 1/0	0	0	0.0	0	0	0	0	0	0%
Oct 8	Ari	W 1/0	1	1	0.0	0	0	0	0	7	12%
Oct 12	at Car	W 1/0	0	0	0.0	0	0	0	0	0	0%
Oct 23	Was	W 1/0	0	0	0.0	0	0	0	0	0	0%
Oct 29	SF	W 1/0	0	0	0.0	0	0	0	0	0	0%
Nov 5	Den	W 1/0	1	1	0.0	0	0	0	0	10	16%
Nov 19	at Dal	W 1/0	0	0	0.0	0	0	0	0	0	0%
Nov 26	Chi	W 1/0	2	2	0.0	0	0	0	0	11	20%
Dec 3	at Sea	L 1/0	0	0	0.0	0	0	0	0	2	3%
Dec 10	at LAR	W 1/0	0	0	0.0	0	0	0	0	0	0%
Dec 17	at NYG	W 1/0	1	1	0.0	0	0	0	0	2	2%
Dec 25	Oak										
Dec 31	Dal										
Totals		14/0	5	5	0.0	0	0	0	0	32	4%

2016 GAME-BY-GAME STATISTICS

Date	Opp	GP/S	Tot	Solo	Sk	Int	PD	FF	FR	Snaps	Pct
Sep 11	Cle	W 1/0	1	1	0.0	0	0	0	0	1	2%
Sep 19	at Chi	W 1/0	0	0	0.0	0	0	0	0	0	0%
Sep 25	Pit	W 1/0	0	0	0.0	0	0	0	0	0	0%
Oct 9	at Det	L 1/0	0	0	0.0	0	0	0	0	0	0%
Oct 16	at Was	L 1/0	0	0	0.0	0	0	0	0	0	0%
Oct 23	Min	W 1/0	0	0	0.0	0	0	0	0	0	0%
Oct 30	at Dal	L 0/0	INACTIVE (HAMSTRING)								
Nov 6	at NYG	L 0/0	INACTIVE (HAMSTRING)								
Nov 13	Atl	W 0/0	INACTIVE (HAMSTRING)								
Nov 20	at Sea	L 1/0	0	0	0.0	0	0	0	0	0	0%
Nov 28	GB	L 1/0	0	0	0.0	0	0	0	0	0	0%
Dec 4	at Cin	L 1/0	0	0	0.0	0	0	0	0	0	0%
Dec 11	Was	L 0/0	INACTIVE								
Dec 18	at Bal	L 1/0	0	0	0.0	0	0	0	0	0	0%
Dec 22	NYG	W 1/0	0	0	0.0	0	0	0	0	0	0%
Jan 1	Dal	W 1/0	0	0	0.0	0	0	0	0	0	0%
Totals		12/0	1	1	0.0	0	0	0	0	1	0%

CAREER HIGHLIGHTS (Continued)

- Recorded 3 special teams tackles vs. Was. (10/23/17) and at Car. (10/12/17)
- Saw his first defensive action of the season vs. Ari. (10/8/17) and recorded one solo tackle

2016 - PHILADELPHIA EAGLES (12/0)

- Finished his rookie year with 5 special teams tackles and one tackle on defense
- Made his first career tackle in the NFL when he dropped Browns RB **Duke Johnson Jr.** for a 6-yard loss on a fake punt vs. Cle. (9/11/16)

COLLEGE HIGHLIGHTS

- Played in 49 games (27 starts) for the Eastern Illinois Panthers and finished his career with 236 tackles (136 solo), nine sacks, six interceptions, nine passes defended, four forced fumbles and five fumble recoveries
- Made 10 starts as a senior in 2015 and was named first-team Ohio Valley Conference after compiling 70 tackles (50 solo) and a career-high 6.5 sacks. Also registered an interception and set a single-season career-high with three fumble recoveries
- Appeared in 12 games (11 starts) as a junior in 2014 and garnered first-team OVC accolades after leading the team with a career-high 97 tackles (47 solo). Also notched 1.5 sacks, two FFs, two FRs recoveries and three INTs. Was named the OVC Defensive Player of the Week after he compiled 19 tackles in a win at Tennessee Tech (11/1/14)

TRANSACTIONS

- 2016** Drafted by NE in 6th round (208th overall)
- 9/3/16** Waived by NE
- 9/4/16** Acquired off waivers by PHI



WR MACK HOLLINS 10



6-4 | 221  **Rookie**
BORN: Sept. 16, 1993 (Age 24)



**Rockville,
Maryland**

**Wooten
High School**



North Carolina
D4a-17 (118th overall)
by Philadelphia

THREE STEP DROP

Dream job: Own a world-renowned aquarium

Interesting pets: Owned a python and boa during high school and bred African Cichlid fish. "My dad had a lion growing up, so we've had it all."

Favorite TV shows:
Good Times, Sanford & Son

Would most like to own: Motorcycle

Favorite activity: Fishing

RECEIVING TOUCHDOWNS

UNIVERSITY OF NORTH CAROLINA HISTORY



**QUINSHAD
DAVIS**
(2012-15)
25



**HAKEEM
NICKS**
(2006-08)
21



**MACK
HOLLINS**
(2013-16)
20



Mack Hollins was drafted by the Eagles in the 4th round (118th overall) of the 2017 NFL Draft. Originally from Rockville, MD, Hollins made North Carolina's football team as a walk-on and finished his career as one of the Tar Heels' top all-time receivers.

Hollins set the UNC career record with 20.6 yards per reception while his 20 career receiving TDs ranked 3rd in school history.

YARDS PER RECEPTION

NCAA PLAYERS (2015-16)

Jalen Robinette (AF)	26.2
Shelton Gibson (WVU)	23.0
Mack Hollins (UNC)	22.9

NCAA PLAYERS IN 2015

Mack Hollins (UNC)	24.8
Jalen Robinette (AF)	24.7
Shelton Gibson (WVU)	24.0

Hollins led North Carolina with a career-high 8 receiving TDs in back-to-back seasons from 2014-15. Among ACC players, only Virginia Tech's Isaiah Ford had more receiving TDs (17) in that span.

CAREER HIGHLIGHTS

2017 - PHILADELPHIA EAGLES (14/0)

- Caught a 64-yard TD in the 34-24 *Monday Night Football* victory vs. Was. (10/23/17), marking the longest TD reception by an Eagles rookie since **Hank Baskett** (89-yard TD) on 12/31/06 vs. Atlanta
- Totaled a career-high 38 yards on 2 receptions in the 28-23 win at Car. (10/12/17), including a career-long 20-yard reception
- Posted the first receptions of his NFL career at KC (9/17/17), finishing with 3 catches for 32 yards. Also added 1 special teams tackle



HOLLINS' CAREER STATISTICS										
			RECEIVING					OFF SNAPS		ST
Year	Team	GP/S	No	Yards	Avg	Lg	TD	No	Pct	T
2017	Philadelphia	14/0	13	201	15.5	64t	1	234	23%	5
Totals		14/0	13	201	15.5	64t	1	234	23%	5



CAREER HIGHS		
Receptions	3	9/17/17 at KC
Receiving Yards	64	10/23/17 vs. Was.
Receiving Long	64t	10/23/17 vs. Was.
Receiving TDs	1	10/23/17 vs. Was.

2017 GAME-BY-GAME STATISTICS										
Date	Opp	GP/S	Rec	Yds	Avg	Lg	TD	Snaps	Pct	
Sep 10	at Was	W 1/0	0	0	---	--	0	5	7%	
Sep 17	at KC	L 1/0	3	32	10.7	13	0	17	22%	
Sep 24	NYG	W 1/0	0	0	---	--	0	8	11%	
Oct 1	at LAC	W 1/0	0	0	---	--	0	9	11%	
Oct 8	Ari	W 1/0	0	0	---	--	0	14	21%	
Oct 12	at Car	W 1/0	2	38	19.0	20	0	9	15%	
Oct 23	Was	W 1/0	6	134	22.3	64t	1	8	12%	
Oct 29	SF	W 1/0	2	30	15.0	24	0	18	26%	
Nov 5	Den	W 1/0	1	8	8.0	8	0	30	43%	
Nov 19	at Dal	W 1/0	1	7	7.0	7	0	10	16%	
Nov 26	Chi	W 1/0	2	12	6.0	8	0	38	49%	
Dec 3	at Sea	L 1/0	1	10	10.0	10	0	17	23%	
Dec 10	at LAR	W 1/0	0	0	---	--	0	38	42%	
Dec 17	at NYG	W 1/0	0	0	---	--	0	13	19%	
Dec 25	Oak									
Dec 31	Dal									
Totals			14/0	13	201	15.5	64t	1	234	23%

COLLEGE HIGHLIGHTS

- Recorded his first-career special teams tackle in his NFL debut at Was. (9/10/17). Played snaps on special teams (6, 23%) and on offense (5, 7%)
- Came to UNC as a walk-on and finished his career as one of the top receivers in school history. Totaled 81 receptions for 1,667 yards (20.6 avg.) and 20 TDs. His 20 career receiving TDs rank 3rd all-time in Tar Heels history
- Set the UNC career record for yards per reception (20.6 avg.). Led the NCAA in yards per reception (24.8 avg.) as a junior in 2015
- Named to second-team All-ACC after finishing with 30 catches for a team-high 745 yards and 8 TDs as a junior in 2015. Earned ACC Receiver of the Week honors vs. Duke (11/7/15) and vs. Delaware (9/26/15)
- As a sophomore in 2014, collected honorable mention All-ACC accolades after finishing with 35 catches for a team-high 613 yards and 8 TDs. Garnered ACC Receiver of the Week honors after catching two passes for 120 yards and 2 TDs at Virginia (10/25/14)

TRANSACTIONS

2017 Drafted by PHI in 4th round (118th overall)
Signed 4-year contract

EXOTIC ANIMALS

Hollins, whose dream job is to own a world-renowned aquarium, has been interested in exotic animals for quite some time. He is the owner of two snakes – a Ball Python and a Sunglow Boa – and has previously owned turtles. He also breeds African Cichlid fish. However, Hollins' father, Richard, might have the most interesting pet story in their family.

"My dad had a lion growing up. His dad had it in a big cage in his yard. I guess in Ohio the permits aren't as difficult to get exotic animals. That might be where I get mine from. I don't know how Philly will feel about some of the exotic animals, but I might have to get a couple."

BIRDSEED

Hollins is the son of Karyn and Richard Hollins. Hollins prepped at Wootton High School (Rockville, MD), where he played wide receiver and on defense and also participated in basketball and lacrosse. He also spent a postgrad year at Fork Union Military Academy (Fork Union, VA). Hollins graduated from the University of North Carolina with a degree in exercise and sport science.

WALK-ON STORY

Hollins, who served four terms as a special teams captain at North Carolina, originally joined the Tar Heels football team as a walk-on and finished his career as one of the top receivers in school history, totaling 81 receptions for 1,667 yards (20.6 avg.) and 20 TDs. Hollins credits taking advantage of special teams opportunities for leading to his on-field success in college.

"Special teams is really the way I got on the field. I started on all four [special teams units] my entire career. You have one opportunity, one play, to make a difference, and I take that play very seriously. I think with special teams it's either field position or it's points, so it's just as important as any offensive or defensive snap."



@mackhollins



@mackhollins

WR ALSHON JEFFERY 17



6-3 | 218  **6th Year**
BORN: Feb. 14, 1990 (Age 27)




**St. Matthews,
 South Carolina**

**Calhoun County
 High School**



South Carolina
D2-12 (45th overall)
by Chicago
Acquired: FA (Chi) 2017



A premier talent at WR, **Alshon Jeffery** originally signed a one-year contract with the Philadelphia Eagles during the 2017 offseason and signed a four-year contract extension with the Eagles on Dec. 2, 2017. Jeffery was originally selected by the Chicago Bears in the 2nd round (45th overall) of the 2012 NFL Draft and was named to the 2014 Pro Bowl.

2017 RECEIVING TDS WIDE RECEIVERS IN 2017

DeAndre Hopkins (Hou.)	12
Davante Adams (GB)	10
Antonio Brown (Pit.)	9
Alshon Jeffery (Phi.)	9
Nelson Agholor (Phi.)	8
Michael Crabtree (Oak.)	8
A.J. Green (Cin.)	8
Marvin Jones Jr. (Det.)	8
Jarvis Landry (Mia.)	8

2017 RECEIVING TDS NFL PLAYERS IN NOV. & DEC.

Alshon Jeffery (Phi.)	6
Antonio Brown (Pit.)	6
8 Players tied with	5

THREE STEP DROP

First job: Doing inventory at a kids school at the mall

Desired talent: Ability to sing

If he could play another sport, what position/team: Point guard or shooting guard, Chicago Bulls

Best player he ever lined up against: "Myself, because you have to beat yourself first before you do anything else."

Player he models his game after: Randy Moss

Favorite movies: *Friday* and *The Notebook*

Favorite TV shows: *Power* and *Game of Thrones*

Favorite meal: Lasagna

Three favorite throwback jerseys: Michael Jordan, Chicago Bulls; Penny Hardaway, Orlando Magic; Kobe Bryant, Los Angeles Lakers

CAREER HIGHLIGHTS

- Among NFL players with at least 300 receptions since 2013, ranks 4th in yards per catch (14.8), behind **T.Y. Hilton** (15.7), **Julio Jones** (15.2) and **A.J. Green** (14.8)
- Has posted the 8th-most receiving yards (4,963) in the NFL since 2013, trailing only **Antonio Brown** (7,848), **Julio Jones** (6,668), **Demaryius Thomas** (6,276), **T.Y. Hilton** (5,852), **DeAndre Hopkins** (5,800), **A.J. Green** (5,708) and **Golden Tate** (5,004)

2017 - PHILADELPHIA EAGLES (14/14)

- Leads the team in receiving TDs (9) and ranks 2nd in total points (60)
- Has caught three 2-point conversions in 2017 to lead the NFL. The last player to record three 2-point conversions in a single season was **Reggie Bush** in 2007
- Is tied for the 3rd most receiving TDs in the NFL (9), marking the second-highest single-season total of his career

WR ALSHON JEFFERY 17



JEFFERY'S CAREER STATISTICS

Year	Team	GP/S	RECEIVING					OFF SNAPS	
			No	Yards	Avg	Lg	TD	No	Pct
2012	Chicago	10/6	24	367	15.3	55	3	431	41%
2013	Chicago	16/14	89	1421	16.0	80t	7	963	91%
2014	Chicago	16/16	85	1133	13.3	74	10	957	90%
2015	Chicago	9/8	54	807	14.9	50	4	502	46%
2016	Chicago	12/12	52	821	15.8	54	2	692	69%
2017	Philadelphia	14/14	56	781	13.9	53t	9	846	84%
Totals		77/70	360	5330	14.8	80t	35	---	---

ADDITIONAL CAREER STATISTICS

Rushing: [22-138, 6.3 avg.] - 2013 (16-105, 6.6 avg.); 2014 (6-33, 5.5 avg.)

Fumbles/Lost: (5/1) - 2013 (3/1); 2014 (1/0); 2015 (1/0)

2-Point Conversions: (3 Rec.) - 1 at Was. (9/10/17); 1 vs. SF (10/29/17); 1 at Dal. (11/19/17)

Passes Defensed: (1) - 1 vs. SF (10/29/17)

CAREER HIGHS

Receptions	12	12/1/13 at Min.
Receiving Yards	249	12/1/13 at Min.
Receiving Long	80t	12/1/13 at Min.
Receiving TDs	2	3x, last: 11/5/17 vs. Den.

CAREER HIGHLIGHTS (Continued)

- Put the Eagles on the board in the 1st quarter with a 3-yard TD catch in the back of the end zone at NYG (12/17/17). The score marked the 7th time during a seven-week span that he found the end zone
- Hauled in a 2-yard TD reception on fourth-and-goal late in the 3rd quarter at LAR (12/10/17) to put the Eagles ahead 31-28
- Scored for the 4th week in a row when he hauled in a 8-yard TD with 5 seconds remaining in the first half vs. Chi. (11/26/17)
- Notched a TD for the 3rd straight game at Dal. (11/19/17), marking the first time he has scored in 3+ consecutive games since 2014. Also caught a 2-point conversion
- Led the Eagles with 6 catches for 84 yards and 2 TDs vs. Den. (11/5/17) becoming the first Eagles WR to record a multi-TD game since 2015. Beat Broncos CB **Aqib Talib** for 32-yard TD on the Eagles' first possession of the game and broke free from Talib again in the third quarter for a 4-yard TD on third-and-goal

2017 GAME-BY-GAME STATISTICS

Date	Opp	GP/S	Rec	Yds	Avg	Lg	TD	Snaps	Pct	
Sep 10	at Was	W	1/1	3	38	12.7	24	0	60	88%
Sep 17	at KC	L	1/1	7	92	13.1	18	1	61	85%
Sep 24	NYG	W	1/1	4	56	14.0	19	0	67	88%
Oct 1	at LAC	W	1/1	3	29	9.7	13	1	68	86%
Oct 8	Ari	W	1/1	3	31	10.3	16	0	53	79%
Oct 12	at Car	W	1/1	4	71	17.8	37	0	56	90%
Oct 23	Was	W	1/1	2	37	18.5	24	0	53	82%
Oct 29	SF	W	1/1	2	62	31.0	53t	1	48	69%
Nov 5	Den	W	1/1	6	84	14.0	32t	2	49	71%
Nov 19	at Dal	W	1/1	4	67	16.8	22	1	47	73%
Nov 26	Chi	W	1/1	5	52	10.4	16	1	67	86%
Dec 3	at Sea	L	1/1	4	61	15.3	23	0	70	93%
Dec 10	at LAR	W	1/1	5	52	10.4	15	1	86	95%
Dec 17	at NYG	W	1/1	4	49	12.3	19	1	61	90%
Dec 25	Oak									
Dec 31	Dal									
Totals			14/14	56	781	13.9	53t	9	846	84%

100+ YARD GAMES (13)

Date	Opponent	Yards	Rec	TDs
12/1/13	at Minnesota Vikings (L, 20-23)	249	12	2
10/6/13	vs. New Orleans Saints (L, 18-26)	218	10	1
11/9/15	at San Diego Chargers (W, 22-19)	151	10	0
10/18/15	at Detroit Lions (L, 34-37)	147	8	1
10/12/14	at Atlanta Falcons (W, 27-13)	136	5	0
11/16/14	vs. Minnesota Vikings (W, 21-13)	135	11	1
11/1/15	vs. Minnesota Vikings (L, 20-23)	116	10	1
11/10/13	vs. Detroit Lions (L, 19-21)	114	9	0
12/13/15	vs. Washington Redskins (L, 21-24)	107	6	1
9/29/13	at Detroit Lions (L, 32-40)	107	5	1
9/11/16	at Houston Texans (L, 14-23)	105	4	0
9/22/14	at New York Jets (W, 27-19)	105	8	0
10/20/13	at Washington Redskins (L, 41-45)	105	4	0

MULTI-TOUCHDOWN GAMES (3)

Date	Opponent	TDs
11/5/17	vs. Denver Broncos (W, 51-23)	2
11/27/14	at Detroit Lions (L, 17-34)	2
12/1/13	at Minnesota Vikings (L, 20-23)	2

BIRDSEED

Jeffery attended Calhoun County HS (St. Matthews, SC), where he was named first-team all-state as a defensive back. As a senior, Jeffery caught 35 passes for 740 yards and 14 TDs, averaged 65 yards on kickoff returns and 35 yards on punt returns with 3 TDs and totaled 50 tackles on defense. Jeffery, who was also a standout basketball player, helped lead Calhoun County to four state titles.

WR ALSHON JEFFERY 17



2016 GAME-BY-GAME STATISTICS (CHI)										
Date	Opp	GP/S	Rec	Yds	Avg	Lg	TD	Snaps	Pct	
Sep 11	at Hou	L 1/1	4	105	26.3	54	0	53	95%	
Sep 19	Phi	L 1/1	5	96	19.2	49	0	50	96%	
Sep 25	at Dal	L 1/1	5	70	14.0	22	0	65	100%	
Oct 2	Det	W 1/1	3	46	15.3	22	0	56	81%	
Oct 9	at Ind	L 1/1	5	77	15.4	38	0	61	92%	
Oct 16	Jax	L 1/1	7	93	13.3	26	0	74	93%	
Oct 20	at GB	L 1/1	3	33	11.0	11	0	45	94%	
Oct 31	Min	W 1/1	4	63	15.8	34	1	57	93%	
Nov 13	at TB	L 1/1	4	47	11.8	16	0	55	98%	
Nov 20	at NYG	L 0/0	SUSPENDED BY NFL							
Nov 27	Ten	L 0/0	SUSPENDED BY NFL							
Dec 4	SF	W 0/0	SUSPENDED BY NFL							
Dec 11	at Det	L 0/0	SUSPENDED BY NFL							
Dec 18	GB	L 1/1	6	89	14.8	27	1	61	92%	
Dec 24	Was	L 1/1	5	92	18.4	37	0	66	96%	
Jan 1	at Min	L 1/1	1	10	10.0	10	0	49	82%	
Totals		12/12	52	821	15.8	54	2	692	69%	

2015 GAME-BY-GAME STATISTICS (CHI)										
Date	Opp	GP/S	Rec	Yds	Avg	Lg	TD	Snaps	Pct	
Sep 13	GB	L 1/0	5	78	15.6	25	0	56	77%	
Sep 20	Ari	L 0/0	INACTIVE (CALF, HAMSTRING)							
Sep 27	at Sea	L 0/0	INACTIVE (HAMSTRING)							
Oct 4	Oak	W 0/0	INACTIVE (HAMSTRING)							
Oct 11	at KC	W 0/0	INACTIVE (HAMSTRING)							
Oct 18	at Det	L 1/1	8	147	18.4	45	1	69	86%	
Nov 1	Min	L 1/1	10	116	11.6	28	1	58	95%	
Nov 9	at SD	W 1/1	10	151	15.1	47	0	63	88%	
Nov 15	at StL	W 1/1	3	23	7.7	10	0	35	54%	
Nov 22	Den	L 0/0	INACTIVE (GROIN)							
Nov 26	at GB	W 1/1	7	90	12.9	22	0	60	90%	
Dec 6	SF	L 1/1	4	85	21.3	31	0	75	96%	
Dec 13	Was	L 1/1	6	107	17.8	50	1	56	95%	
Dec 20	at Min	L 1/1	1	10	10.0	10t	1	30	47%	
Dec 27	at TB	W 0/0	INACTIVE (HAMSTRING)							
PLACED ON INJURED RESERVE (HAMSTRING) ON 12/30/15										
Totals		9/8	54	807	14.9	50	4	502	46%	

CAREER HIGHLIGHTS (Continued)

- Provided a quick answer following a third quarter TD by the 49ers that cut the Eagles' lead to 20-7 vs. SF (10/29/17). Three plays after the score, left over 49ers CB **Ahkello Witherspoon** at the 25-yard line and raced down the sideline for a 53-yard touchdown. Also registered his second 2-point conversion of the season in the 2nd quarter
- Late in the 3rd quarter at Car. (10/12/17) hauled in a season-long 37-yard reception from Wentz to move the Eagles deep into Panthers' territory. Two plays later, Wentz connected with WR **Nelson Agholor** on a 24-yard TD that put Philadelphia up 28-16. Led the Eagles with 71 receiving yards on 4 catches (17.8 avg.)
- Capped the Eagles' first drive of the game at LAC (10/1/17) with an 8-yard TD reception from Wentz
- Caught a 19-yard pass from Wentz and ducked out of bounds at the Giants 43 with 1 second remaining in regulation vs. NYG (9/24/17). The clutch reception set up K **Jake Elliott's** game-winning, 61-yard field goal that gave the Eagles a 27-24 victory and improved the team's record to 2-0 in the NFC East
- Scored his first touchdown as an Eagle when he hauled in a 16-yard pass from Wentz in the third quarter at KC (9/17/17). The score gave the Eagles their first lead of the game at 10-6. Led the team with 7 receptions and finished second with 92 receiving yards
- Registered 3 catches for 38 yards in his Eagles debut at Was. (9/10/17) and snagged a 2-point conversion from QB **Carson Wentz** to bring the final score to 30-17, Philadelphia

2016 - CHICAGO BEARS (12/12)

- Led the Bears in yards per reception (15.8) and receiving yards per game (68.4) (min. 20 receptions)

2014 GAME-BY-GAME STATISTICS (CHI)										
Date	Opp	GP/S	Rec	Yds	Avg	Lg	TD	Snaps	Pct	
Sep 7	Buf	L 1/1	5	71	14.2	44	0	36	49%	
Sep 14	at SF	W 1/1	3	47	15.7	29	0	54	92%	
Sep 22	at NYJ	W 1/1	8	105	13.1	42	0	61	92%	
Sep 28	GB	L 1/1	4	39	9.8	13	1	64	82%	
Oct 5	at Car	L 1/1	6	97	16.2	31	1	63	98%	
Oct 12	at Atl	W 1/1	5	136	27.2	74	0	68	93%	
Oct 19	Mia	L 1/1	2	9	4.5	5	0	51	96%	
Oct 26	at NE	L 1/1	5	59	11.8	22	1	68	99%	
Nov 9	at GB	L 1/1	6	63	10.5	22	0	65	93%	
Nov 16	Min	W 1/1	11	135	12.3	34	1	74	96%	
Nov 23	TB	W 1/1	3	22	7.3	16	1	54	95%	
Nov 27	at Det	L 1/1	9	71	7.9	26	2	50	78%	
Dec 4	Dal	L 1/1	6	95	15.8	27t	1	66	96%	
Dec 15	NO	L 1/1	4	78	19.5	35	1	60	100%	
Dec 21	Det	L 1/1	6	72	12.0	20t	1	63	98%	
Dec 28	at Min	L 1/1	2	34	17.0	19	0	60	98%	
Totals		16/16	85	1133	13.3	74	10	957	90%	



S MALCOLM JENKINS 27



6-0 | 204 **9th Year**
BORN: Dec. 20, 1987 (Age 29)



**Piscataway,
New Jersey** ★

**Piscataway
High School**



Ohio State

D1-09 (14th overall)

by New Orleans

Acquired: FA (NO) 2014

MOST INT-TDs

NFL PLAYERS SINCE 2009



**AQIB
TALIB**
10



**JANORIS
JENKINS**
7



**MALCOLM
JENKINS**
6



**CHARLES
TILLMAN**
6

THREE STEP DROP

First job: Working in the township parks department in high school

Favorite movie: School Daze

If he could play another sport, what position/team: Anchor for the United States Olympic track team in the 4x4 relay

Best player he has lined up against: Former Lions WR Calvin Johnson

Favorite athlete growing up: Ray Lewis

Three favorite throwback jerseys:

**Joe Namath, New York Jets;
Sean Taylor, Washington Redskins;
Michael Jordan, UNC**



A dynamic playmaker at the safety position, **Malcolm Jenkins** signed with Philadelphia on the first day of free agency in 2014 and has emerged as a pillar in the Eagles locker room. Originally selected by the Saints with the 14th-overall pick in the 2009 NFL Draft, Jenkins leads all safeties with 6 INT-TDs since entering the league. He is also the only player in team history to string together three straight seasons with an INT-TD.

MOST INT-TDs

EAGLES HISTORY

Eric Allen 5

Malcolm Jenkins 4

MOST INT-TDs

NFL PLAYERS SINCE 2013

Aqib Talib 6

William Gay 5

Malcolm Jenkins 4

Eric Berry 4

Karlos Dansby 4

Janoris Jenkins 4


CAREER HIGHLIGHTS

- Since he entered the league in 2009, is one of only four NFL players to record 6 INT-TDs, joining **Aqib Talib** (10), **Janoris Jenkins** (7) and **Charles Tillman** (6). Is the only safety to accomplish the feat
- Joins **Aqib Talib** (6), **William Gay** (5), **Eric Berry** (4), **Karlos Dansby** (4) and **Janoris Jenkins** (4) as the only NFL players with at least 4 INT-TDs since 2013. Jenkins and Berry are the only safeties with 4 INT-TDs in that span
- Ranks 2nd in Eagles history with 4 INT-TDs, trailing only **Eric Allen** (5 from 1988-94)
- Is one of only nine NFL players with 12+ INTs (12) and 5+ FFs (5) since 2013, joining **Marcus Peters** (19 INTs, 5 FFs), **Glover Quin** (19 INTs, 6 FFs), **Mike Adams** (15 INTs, 8 FFs), **Earl Thomas** (15 INTs, 7 FFs), **Luke Kuechly** (13 INTs, 5 FFs), **Eric Weddle** (13 INTs, 6 FFs), **Chris Harris Jr.** (12 INTs, 5 FFs) and **Janoris Jenkins** (12 INTs, 5 FFs)



HUMBLE BEGINNINGS

For a player who won a Super Bowl and played in a Pro Bowl, Jenkins' career did not exactly begin in a blaze of glory. Jenkins was originally a 9-year-old, back-up guard for the Piscataway Braves of his Pop Warner squad in New Jersey. Jenkins recalled that he played just seven plays per game that was mandatory for all players in that league. "All I remember is that I got my seven plays in and from there it was a race to get the free hot dog."



MALCOLM JENKINS FOUNDATION

Launched in 2010, the Malcolm Jenkins Foundation aims to provide resources, experiences and opportunities for the underserved youth. The organization's goal is to inspire and create positive change in the lives of children. Said Jenkins, "For as much as I have been given in life, I feel obligated to give children the guidance, experience and an opportunity. And then watch them take off." For more info, please visit TheMalcolmJenkinsFoundation.org.



CELEBRITY FAMILY FEUD

In 2016, Jenkins participated in a NFL version of *Celebrity Family Feud* hosted by Steve Harvey, which aired on July 3. Jenkins and the rest of the NFC defense defeated the AFC offense and collected \$25,000 for Got Your 6 charity in the Fast Money round, thanks to Jenkins' impressive 152-point effort.

THE WALKING DEAD

After reading *The Zombie Survival Guide* by Max Brooks, Jenkins began collecting an array of different survival tools in what he describes as a "half-hearted attempt at doomsday prepping." Jenkins names AMC's *The Walking Dead* as his favorite TV show.

BIRDSEED

Jenkins is the son of Willie Lee and Gwendolyn V. Jenkins. His dad is a software engineer for Comcast and his mom is the president of the Malcolm Jenkins Foundation.

Jenkins was a leader in the Omega Psi Phi fraternity at Ohio State, graduating with a bachelor's degree in communications.



STYLIN' IN THE SECONDARY

Jenkins has fully immersed himself in the world of fashion and, more specifically, the bow tie. At the suggestion from his wife, Morrissa, Jenkins launched his own company, Rock Avenue Bow Ties, which specializes in the design and creation of neck wear and pocket squares and encourages self expression in its customers. For more info, visit rockavenuebowties.com.



During the 2017 offseason, Jenkins opened his own custom suite store in Philadelphia, **Damari Savile**.

MOTIVATING VOICES

Jenkins credits many for helping him get to where he is today, but he singled out three people: his father, Lee Jenkins; his high school football and track coach, Larry Lester; and his college coach, Jim Tressel.

"My father's best advice was, 'You don't know what you don't know,' meaning you constantly need to learn more. Larry Lester taught me how to prepare and how to train. We'd sometimes be the only two people on the field on a weekend, just trying to get myself better. And Coach Tressel taught me about integrity and how to be a pro before I even became a pro."

BYRON "WHIZZER" WHITE AWARD

In February 2017, Jenkins was announced as the recipient of the NFLPA's Byron "Whizzer" White Award for his outstanding charitable efforts off the field. As the winner, Jenkins received \$100,000 to donate to the charity of his choice.

Jenkins joined Brian Dawkins, Troy Vincent and Reggie White as Eagles who have won the Byron "Whizzer" White Award.

Byron "Whizzer" White led the NFL in rushing yards in 1938 and 1940 and later served as a Supreme Court Justice from 1962-93.

HONORED BY ALMA MATER

Jenkins earned the Jesse Owens Influential Athlete Award by the Ohio State Alumni Association in 2012. This award acknowledges "an African-American alumnus and former student-athlete who exemplifies great character and talent, demonstrates exceptional professional success and continues to reflect the highest qualities of a consummate athlete and humanitarian."

MALCOLM & MORRISA

Jenkins and his wife, Morrissa, have one daughter, Elle. Malcolm and Morrissa met on Facebook while he was a senior at Ohio State. "She was at Southern Miss, so we talked on Facebook for a while and I just happened to get drafted by the Saints. New Orleans was only an hour and 10 minutes from where she was in Hattiesburg, so we started hanging out and the rest is history."

Morrissa recently started a company called Meaux Moisture (meauxmoisture.com), which sells all-natural body care products. "I use her products on my beard," said Jenkins. "I give all the credit for my beard to my wife."



S MALCOLM JENKINS 27



JENKINS' CAREER STATISTICS

Year	Team	GP/S	TACKLES					PASS DEFENSE						FUMBLES			DEF SNAPS		ST
			Total	Solo	Asst	TFL	Sacks	Int	Yds	Lg	TD	PD	Hur	FF	FR	Yds	No	Pct	
2009	New Orleans	14/6	55	49	6	0.0	0.0	1	14	14	0	4	2	0	0	0	N/A	N/A	9
2010	New Orleans	15/15	64	54	10	3.0	1.0	2	105	96t	1	12	1	1	2	0	N/A	N/A	4
2011	New Orleans	15/15	77	63	14	0.0	1.0	0	0	--	0	9	4	1	1	30	N/A	N/A	0
2012	New Orleans	13/13	94	65	29	2.0	0.0	1	55	55t	1	7	2	0	0	0	873	77%	0
2013	New Orleans	14/14	68	44	24	4.0	2.5	2	35	31	0	6	3	2	0	0	819	84%	1
2014	Philadelphia	16/16	113	68	45	3.0	0.0	3	67	53t	1	14	0	0	1	0	1153	99%	4
2015	Philadelphia	16/16	120	92	28	13.0	0.0	2	99	99t	1	15	0	3	1	0	1214	99%	9
2016	Philadelphia	16/16	114	82	32	5.0	1.0	3	98	64t	2	13	3	0	1	0	1019	99%	3
2017	Philadelphia	14/14	107	75	32	9.0	1.0	2	0	0	0	12	4	0	0	0	873	98%	7
Totals		133/125	812	592	220	39.0	6.5	16	473	99t	6	92	19	7	6	30	---	---	37

PLAYOFFS

2009	New Orleans	2/0	5	5	0	1.0	0.0	0	0	--	0	1	0	0	0	0	N/A	N/A	0
2010	New Orleans	0/0	0	0	0	0.0	0.0	0	0	--	0	0	0	0	0	0	N/A	N/A	0
2011	New Orleans	2/2	13	12	1	1.0	1.0	0	0	--	0	1	1	0	0	0	N/A	N/A	0
2013	New Orleans	2/2	8	4	4	0.0	0.0	0	0	--	0	0	0	0	0	0	118	100%	0
Totals		6/4	26	21	5	2.0	1.0	0	0	--	0	2	1	0	0	0	---	---	0

ADDITIONAL CAREER STATISTICS

Blocked Field Goals: (2) - 12/17/17 at NYG (Aldrick Rosas); 11/25/12 vs. SF (David Akers)

Special Teams FFs: (3) - 2009 (2); 2014 (1) **Special Teams FRs:** (1) - 2009 (1) **Lost Fumbles:** (1) - 2017 (1)

CAREER HIGHS

Total Tackles	14	9/20/15 vs. Dal.
Solo Tackles	13	10/23/17 vs. Was.
Sacks	1.5	10/13/13 at NE
INTs	2	2x, last: 12/22/16 vs. NYG
PDs	3	8x, last: 12/22/16 vs. NYG
FFs	2	9/27/15 at NYJ
FRs	1	6x, last: 10/23/16 vs. Min.

CAREER HIGHLIGHTS (Continued)

2017 - PHILADELPHIA EAGLES (14/14)

- Through the Eagles' first 14 games, leads the team with 107 tackles (75 solo)
- With the Eagles up 31-29 in the 4th quarter at NYG (12/17/17), blocked his second career field goal to preserve Philadelphia's lead in an eventual 34-29 win that secured a first-round playoff bye
- Snagged an INT for the second game in a row when he picked off Bears QB **Mitchell Trubisky** vs. Chi. (11/26/17)
- Registered his first INT of the season in Week 11 at Dal. (11/19/17) when he picked off Cowboys QB **Dak Prescott** in the end zone during the fourth quarter
- Dropped Redskins QB **Kirk Cousins** for his first sack of the season vs. Was. (10/23/17) and led the team with 13 tackles In Week 5 vs. Ari. (10/8/17), led the defense with 9 tackles and tallied a season-high 2 passes defensed

2017 GAME-BY-GAME STATISTICS

Date	Opp	GP/S	Tot	Solo	Sk	Int	PD	FF	FR	Snaps	Pct
Sep 10	at Was	W	1/1	6	3	0.0	0	1	0	63	100%
Sep 17	at KC	L	1/1	6	4	0.0	0	1	0	53	100%
Sep 24	NYG	W	1/1	11	6	0.0	0	0	0	69	100%
Oct 1	at LAC	W	1/1	7	6	0.0	0	0	0	57	100%
Oct 8	Ari	W	1/1	9	5	0.0	0	2	0	60	100%
Oct 12	at Car	W	1/1	10	5	0.0	0	1	0	82	100%
Oct 23	Was	W	1/1	13	13	1.0	0	0	0	64	100%
Oct 29	SF	W	1/1	8	6	0.0	0	1	0	66	100%
Nov 5	Den	W	1/1	8	5	0.0	0	2	0	54	84%
Nov 19	at Dal	W	1/1	5	4	0.0	1	2	0	63	100%
Nov 26	Chi	W	1/1	4	3	0.0	1	1	0	44	80%
Dec 3	at Sea	L	1/1	6	6	0.0	0	0	0	62	100%
Dec 10	at LAR	W	1/1	4	3	0.0	0	0	0	48	100%
Dec 17	at NYG		1/1	10	6	0.0	0	1	0	88	100%
Dec 25	Oak										
Dec 31	Dal										
Totals			14/14	107	75	1.0	2	12	0	873	98%

S MALCOLM JENKINS 27



2016 GAME-BY-GAME STATISTICS

Date	Opp	GP/S	Tot	Solo	Sk	Int	PD	FF	FR	Snaps	Pct
Sep 11	Cle	W 1/1	4	2	0.0	0	1	0	0	51	98%
Sep 19	at Chi	W 1/1	4	3	1.0	0	1	0	0	52	100%
Sep 25	Pit	W 1/1	7	4	0.0	0	3	0	0	60	100%
Oct 9	at Det	L 1/1	7	3	0.0	0	0	0	0	61	100%
Oct 16	at Was	L 1/1	8	7	0.0	1	1	0	0	74	100%
Oct 23	Min	W 1/1	7	6	0.0	0	1	0	1	76	100%
Oct 30	at Dal	L 1/1	10	9	0.0	0	0	0	0	78	100%
Nov 6	at NYG	L 1/1	6	3	0.0	0	1	0	0	64	100%
Nov 13	Atl	W 1/1	8	6	0.0	0	0	0	0	50	100%
Nov 20	at Sea	L 1/1	7	7	0.0	0	0	0	0	67	100%
Nov 28	GB	L 1/1	11	8	0.0	0	0	0	0	71	100%
Dec 4	at Cin	L 1/1	9	6	0.0	0	0	0	0	64	100%
Dec 11	Was	L 1/1	4	1	0.0	0	0	0	0	48	100%
Dec 18	at Bal	L 1/1	6	5	0.0	0	1	0	0	58	100%
Dec 22	NYG	W 1/1	10	7	0.0	2	3	0	0	89	100%
Jan 1	Dal	W 1/1	6	5	0.0	0	1	0	0	56	100%
Totals		16/16	114	82	1.0	3	13	0	1	1019	99%

2015 GAME-BY-GAME STATISTICS

Date	Opp	GP/S	Tot	Solo	Sk	Int	PD	FF	FR	Snaps	Pct
Sep 14	at Atl	L 1/1	8	6	0.0	0	3	0	0	75	97%
Sep 20	Dal	L 1/1	14	10	0.0	0	1	0	1	85	100%
Sep 27	at NYJ	W 1/1	5	3	0.0	0	1	2	0	79	100%
Oct 4	at Was	L 1/1	9	9	0.0	0	0	0	0	84	100%
Oct 11	NO	W 1/1	12	8	0.0	0	2	0	0	69	100%
Oct 19	NYG	W 1/1	3	2	0.0	0	0	1	0	68	100%
Oct 25	at Car	L 1/1	3	1	0.0	1	1	0	0	61	100%
Nov 8	at Dal	W 1/1	9	6	0.0	0	0	0	0	78	100%
Nov 15	Mia	L 1/1	10	9	0.0	0	1	0	0	67	100%
Nov 22	TB	L 1/1	5	4	0.0	0	1	0	0	78	100%
Nov 26	at Det	L 1/1	8	7	0.0	0	0	0	0	72	100%
Dec 6	at NE	W 1/1	5	4	0.0	1	1	0	0	89	100%
Dec 13	Buf	W 1/1	6	6	0.0	0	0	0	0	74	100%
Dec 20	Ari	L 1/1	7	3	0.0	0	0	0	0	76	100%
Dec 26	Was	L 1/1	7	7	0.0	0	2	0	0	75	100%
Jan 3	at NYG	W 1/1	9	7	0.0	0	2	0	0	84	100%
Totals		16/16	120	92	0.0	2	15	3	1	1214	99%

CAREER HIGHLIGHTS (Continued)

2016 - PHILADELPHIA EAGLES (16/16)

- Only four NFL players had 2 INT-TDs in 2016: **Malcolm Jenkins**, **Eric Berry**, **Deion Jones** and **Bradley Roby**. Jenkins joined **Lito Sheppard** (2 in 2004), **Eric Allen** (4 in 1993), **Seth Joyner** (2 in 1992) and **Bibbles Bawel** (2 in 1995) as the only Eagles with multiple INT-TDs in a single season
- Intercepted Giants QB **Eli Manning** twice (1 for TD) vs. NYG (12/22/16), giving him his second-career multi-INT game. Became the first Eagle with 2 INTs and 1 TD in a single game since **Dimitri Patterson** (11/15/10 at Was.). His performance earned him his fourth-career **NFC Defensive Player of the Week** award (second with the Eagles)
- In his 100th career start, became the first player in team history to record an INT-TD in three consecutive seasons after picking off Redskins QB **Kirk Cousins** for a 64-yard score at Was. (10/16/16)

2015 - PHILADELPHIA EAGLES (16/16)

- Earned his first trip to the **Pro Bowl** after posting career and team highs in tackles (120), PDs (15) and FFs (3)
- Garnered **NFC Defensive Player of the Week** honors for the third time in his career after returning a 99-yard INT to the end zone off of Patriots QB **Tom Brady** at NE (12/6/15)

2014 - PHILADELPHIA EAGLES (16/16)

- Led the Eagles with 113 tackles and ranked 2nd on the team with 3 INTs
- Became the first Eagles safety to produce an INT in three consecutive games since **Brian Dawkins** in 2004 after picking off 49ers QB **Colin Kaepernick** at SF (9/28/14) and returning it 53 yards for a score



TOUCHDOWNS (7)

Date	Opponent	TDs
12/6/15	at New England Patriots (W, 35-28)	99-yard INT
12/12/10	vs. St. Louis Rams (W, 31-13)	96-yard INT
10/16/16	at Washington Redskins (L, 20-27)	64-yard INT
11/18/12	at Oakland Raiders (W, 38-17)	55-yard INT
9/28/14	at San Francisco 49ers (L, 21-26)	53-yard INT
12/22/16	vs. New York Giants (W, 24-19)	34-yard INT
12/26/11	vs. Atlanta Falcons (W, 45-16)	30-yard FR

DT TIM JERNIGAN 93



6-2 | 295  **4th Year**
BORN: Sept. 24, 1992 (Age 25)

Lake City, Florida 
Columbia High School



Florida State
D2-14 (48th overall)
by Baltimore
Acquired: T-Bal-2017



Originally selected by the Ravens in the 2nd round (48th overall) of the 2014 NFL Draft, **Tim Jernigan** was acquired by the Eagles in a trade with Baltimore on April 4, 2017. In 57 career regular-season games, Jernigan has recorded 123 tackles (65 solo), 50 hurries, 25.0 TFL, 15.5 sacks, 3 PDs and 1 FR. The 24-year-old interior lineman has produced 4.0+ sacks in three straight years, including a career-high 5.0 QB takedowns in 2016.

MOST SACKS

BALTIMORE RAVENS IN 2016

Terrell Suggs	8.0
Tim Jernigan	5.0
Matt Judon	4.0

TACKLES FOR LOSS

BALTIMORE RAVENS IN 2016

Terrell Suggs	11.0
Tim Jernigan	9.0
Zach Orr	6.0

THREE STEP DROP

First job: Bag boy at Winn-Dixie

Hobbies: Antique cars. Owns 1964 and 1972 Chevrolet Impalas

Bucket list: Learning how to ski

If he could play another sport:

“Every big man dreams of being a point guard. I would’ve definitely been a point guard if I could’ve had it my way.”

Best players he’s lined up against: Mike and Maurkice Pouncey

Favorite athletes: Muhammad Ali, Mike Tyson, Terrell Owens

Moment left star struck: Meeting Michael Vick after playing the Steelers in 2015

Favorite movie: *Next Friday*

Favorite TV show: *Power*

Favorite music: Rick Ross

CAREER HIGHLIGHTS

2017 - PHILADELPHIA EAGLES (14/14)

- Sacked Cowboys QB **Dak Prescott** in the fourth quarter of the 37-9 win at Dal. (11/19/17) on *Sunday Night Football*
- Recorded his first sack as an Eagle against Redskins QB **Kirk Cousins** at Was. (9/10/17). Became the first Eagles DL to register a sack in his first game with the team since **Fletcher Cox** (9/9/12 at Cle.)

2016 - BALTIMORE RAVENS (16/15)

- Produced 31 tackles (16 solo) and recorded career highs with 9.0 TFL and 5.0 sacks for a Ravens defense that allowed the 5th-fewest rushing yards (89.4 ypg) in the NFL and ranked 7th overall (322.1 ypg)



JERNIGAN'S CAREER STATISTICS

Year	Team	GP/S	TACKLES					PASS DEFENSE						FUMBLES			DEF SNAPS	
			Total	Solo	Asst	TFL	Sacks	Int	Yds	Lg	TD	PD	QPH	FF	FR	Yds	No	Pct
2014	Baltimore	12/3	23	11	12	3.0	4.0	0	0	--	0	0	10	0	0	0	304	28%
2015	Baltimore	15/6	37	18	19	4.0	4.0	0	0	--	0	0	14	0	0	0	531	50%
2016	Baltimore	16/15	31	16	15	9.0	5.0	1	0	0	0	3	11	0	1	0	630	60%
2017	Philadelphia	14/14	32	20	12	9.0	2.5	0	0	--	0	0	15	0	0	0	459	51%
Totals		57/38	123	65	58	25.0	15.5	1	0	0	0	3	50	0	1	0	---	---

PLAYOFFS

2014	Baltimore	1/0	2	2	0	1.0	1.0	0	0	--	0	0	2	0	0	0	18	26%
Totals		1/0	2	2	0	1.0	1.0	0	0	--	0	0	2	0	0	0	---	---

CAREER HIGHS

Total Tackles	6	3x, last: 9/18/16 at Cle.
Solo Tackles	4	9/18/16 at Cle.
Sacks	2.0	12/14/14 vs. Jax.
Hurries	5	12/14/14 vs. Jax.
PDs	2	9/25/16 at Jax.
FFs	-	---
FRs	1	10/23/16 at NYJ

2017 GAME-BY-GAME STATISTICS

Date	Opp	GP/S	Tot	Solo	Sk	QPH	PD	FF	FR	Snaps	Pct
Sep 10	at Was	W 1/1	2	1	1.0	-	0	0	0	40	63%
Sep 17	at KC	L 1/1	5	2	0.5	-	0	0	0	32	60%
Sep 24	NYG	W 1/1	3	3	0.0	-	0	0	0	50	72%
Oct 1	at LAC	W 1/1	2	1	0.0	-	0	0	0	42	74%
Oct 8	Ari	W 1/1	4	2	0.0	-	0	0	0	46	77%
Oct 12	at Car	W 1/1	1	1	0.0	-	0	0	0	25	30%
Oct 23	Was	W 1/1	0	0	0.0	-	0	0	0	17	27%
Oct 29	SF	W 1/1	2	2	0.0	-	0	0	0	29	44%
Nov 5	Den	W 1/1	1	1	0.0	-	0	0	0	20	31%
Nov 19	at Dal	W 1/1	5	1	1.0	-	0	0	0	30	48%
Nov 26	Chi	W 1/1	3	2	0.0	0	0	0	0	26	47%
Dec 3	at Sea	L 1/1	2	2	0.0	0	0	0	0	31	50%
Dec 10	at LAR	W 1/1	1	1	0.0	0	0	0	0	30	62%
Dec 17	at NYG	W 1/1	1	1	0.0	2	0	0	0	41	47%
Dec 25	Oak										
Dec 31	Dal										
Totals		14/14	32	20	2.5	-	0	0	0	459	51%

CAREER HIGHLIGHTS (Continued)

- Intercepted a Steelers QB **Ben Roethlisberger** pass tipped by DT **Brandon Williams** for his first-career INT in the 21-14 victory vs. Pit. (11/6/16)
- Recorded his first-career fumble recovery and tallied 4 tackles, 2 hurries and 1.0 sack at NYJ (10/23/16)
- Posted 2 tackles, a career-high 2 PDs (one of which led to an INT) and 1.0 sack in the 19-17 win at Jax. (9/25/16)
- Tied his career-high with 6 tackles (4 solo) and notched 1.0 sack, 3 hurries and 2 TFL in a 25-20 win at Cle. (9/18/16)

2015 - BALTIMORE RAVENS (15/6)

- Established a career high with 37 tackles (18 solo) for a Ravens defense (337.4 ypg) that ranked 8th in the NFL. Also added 4.0 sacks for a second-consecutive season
- Led all Ravens defensive linemen with a career-high-tying 6 tackles at Cin. (1/3/16)

2014 - BALTIMORE RAVENS (12/3, Playoffs: 1/0)

- Contributed 23 tackles (11 solo) and 4.0 sacks for a Ravens defense that finished 2nd in the NFL (tied with Philadelphia) with 49.0 sacks (Buffalo - 54.0)
- Saw action in his first-career postseason game, posting 2 tackles and 1.0 sack in the Divisional playoff at NE (1/10/15)



BIRDSEED

Jernigan prepped at Columbia High School (Lake City, FL), where he earned U.S. Army All-American and All-USA first-team defense recognition (*USA Today*), was named to the 2010 All-First Coast first-team (*Florida Times-Union*) and was rated a five-star defensive lineman (*Scout.com*). Jernigan recorded 77 tackles, 32 TFL, 14.0 sacks and 1 INT as a senior, while also scoring 4 goal-line TDs as a short-yardage running back.

T LANE JOHNSON 65



6-6 | 317  **5th Year**
BORN: May 8, 1990 (Age 27)



Oklahoma
D1-13 (4th overall)
by Philadelphia



A physically gifted athlete who played collegiately as a quarterback, tight end and defensive lineman at Oklahoma before transitioning to the offensive line in 2011, **Lane Johnson** was selected by the Philadelphia Eagles with the No. 4-overall pick in the 2013 NFL Draft. During the 2016 offseason, Johnson signed a new six-year contract with the Eagles.

CAREER HIGHLIGHTS

- Started all 16 games in 2015, opening 14 contests at RT and making his first two career starts at LT at Dal. (11/8/15) and vs. Mia. (11/15/15)
- Opened 12 contests at RT in 2014, helping pave the way for the NFL's 3rd-leading rusher, **LeSean McCoy** (1,319 yards), while allowing just one sack
- In 2013, helped the Eagles set then-team records in both points scored (442) and total net yards (6,676). Was part of an offensive line that blocked for the NFL's leading rusher, **LeSean McCoy**, who posted a franchise-record 1,607 yards
- Made his NFL debut at Was. (9/9/13), becoming the first Eagles rookie to start at tackle on opening day since **John Welbourn** in 1999

THREE STEP DROP

Hobbies: Hunting and fishing

Funniest Eagle: Allen Barbre

Favorite movie: *Forrest Gump*

Favorite TV show: *Impractical Jokers*

First job: Grave digger in high school

Biggest pet peeve: Drivers that take a long time to make a turn

Favorite teams/athletes growing up: Houston Rockets, Green Bay Packers & Brett Favre

If he could play another sport, what position: Small forward, Houston Rockets

Three favorite throwback jerseys: Hakeem Olajuwon, Houston Rockets; Michael Vick, Atlanta Falcons; Bo Jackson, Los Angeles Raiders

IN THE TRENCHES

Best part of being an offensive lineman: Being physical and the brotherhood that exists with his fellow linemen

Worst part about being 6-6, 317: Not having the beach body you want

Most underrated aspect of the position: Athleticism

Best player he has lined up against: Dwight Freeney

T LANE JOHNSON 65



LIFE IN THE FAST LANE

Johnson did not start playing football until the 7th grade when he was a quarterback for his middle school team in Coldspring, TX. He earned all-state honors as a QB in high school, but did not receive a scholarship offer.

He began his college career at Kilgore (TX) College, where, at 202 pounds, he quarterbacked the Rangers in 2008. After transferring to Oklahoma as a tight end in 2009, he redshirted for one year before playing tight end and defensive end in 2010.

He finally settled in as a right tackle in 2011 before moving to the left side in 2012.

MOTHER'S INFLUENCE

Johnson credits his mother, Ray Ann, for being where he is today. Ray Ann has a degree in criminal justice and works as a social worker with death-row inmates at a prison in Riverside, TX. Lane was proud to purchase his mother a new home in 2014.

"She was a single mother and she raised me by herself. She didn't have a lot, but she made sure I was happy."

FAMILY TIES

Johnson leans on the advice of his father-in-law, John Goodman, who played defensive line for the Pittsburgh Steelers from 1981-85.

"He's been a mentor to me. He's been in my shoes - been there, done that. He's taught me how to best work through adversity and the tough times."



@Lanejohnson65

STRONG IMPRESSION

Before transferring to Oklahoma, Johnson played one year at Kilgore (TX) College for head coach J.J. Eckert. Eckert on Johnson's progression:

"One day we were in a goal-line drill and we were short a tight end due to injuries, and we have this big monster (Johnson) sitting right next to us. We said, 'Could you go play tight end on this play? Just run through the C-gap and if you see someone, just hit 'em. Well, he pancaked a linebacker and Division I college coaches were there and his stock went high basically just on one play in a goal-line drill."

SMALL TOWN ROOTS

Johnson's graduating class from Groveton High School consisted of just 35 students. In fact, Groveton's listed population in 2010 was just 1,057.

Johnson played quarterback and safety at Groveton, where he was an all-region and honorable mention all-state selection. Johnson also lettered in track and field, as he placed 4th in the shot put at the state's track championships. He was also a member of Groveton's baseball and basketball teams.

BIRDSEED

Johnson and his wife, Chelsea, reside in Edmond, OK. They have a son, Jace; a daughter, Journey Lane; and a dog, Mox. Johnson majored in human relations at Oklahoma.

COLLEGE HIGHLIGHTS

- As a senior in 2012, started 11 games at left tackle and garnered third-team All-America accolades from CBSsports.com and second-team All-Big 12 honors from the conference's coaches. Anchored a Sooner offense that ranked 12th in the nation with 497.9 total yards per game and registered a team-best 123 knockdowns. Also led the Big 12 with 19 TD-resulting blocks
- Started 12 games at right tackle as a junior in 2011 as the Sooners ranked 10th in the nation in scoring (39.5 ppg), 5th in offense (512.3 ypg) and 5th in passing (349.4 ypg), while allowing the 7th-fewest sacks in the nation (11)
- Began his sophomore season in 2010 as a tight end before converting to a defensive lineman
- Was a two-time Academic All-Big 12 first-team honoree
- Redshirted in 2009 after transferring from Kilgore (TX) College
- Appeared in nine games as a reserve QB at Kilgore, completing 32 of 61 passes for 510 yards, 3 TDs and 7 INTs, while adding 24 yards and 1 TD on 17 carries

TRANSACTIONS

- 2013** Drafted by PHI in 1st round (4th overall)
Signed 4-year contract
- 7/23/14** Suspended by NFL for four games
- 9/29/14** Activated from reserve/suspended list
- 1/29/16** Signed 6-year contract through 2021
- 10/11/16** Suspended by NFL for 10 games
- 12/20/16** Activated from reserve/suspended list

JOHNSON'S CAREER SERVICE						
			STARTS		OFF SNAPS	
Year	Team	GP/S	LT	RT	No	Pct
2013	Philadelphia	16/16	0	16	1102	100%
2014	Philadelphia	12/12	0	12	889	76%
2015	Philadelphia	16/16	2	14	1156	100%
2016	Philadelphia	6/6	0	6	407	36%
2017	Philadelphia	13/13	0	13	877	87%
Totals		63/63	2	61	---	---
PLAYOFFS						
2013	Philadelphia	1/1	0	1	58	100%
Totals		1/1	0	1	---	---

WR MARCUS JOHNSON 14



6-1 | 204  1st Year
BORN: August 5, 1994 (Age 23)



**League City,
Texas**

**Clear Springs
High School**



Texas

Acquired: UDFA 2016

THREE STEP DROP

**First job: Worked as a landscaper
in high school**

**If he could play another pro sport:
Outfield, New York Yankees**

Favorite meal: His mother's jambalaya

Favorite movies: Any horror film

Favorite TV show: American Horror Story

Favorite musician: Lil Wayne

**Favorite Halloween costume:
The "Scream" outfit**

**Three favorite throwback jerseys:
Allen Iverson, Philadelphia 76ers
Wilt Chamberlain, L.A. Lakers
Babe Ruth, NY Yankees**

TRANSACTIONS

2016 Signed by PHI as UDFA
9/3/16 Waived by PHI
9/4/16 Signed by PHI to practice squad
9/13/16 Released by PHI from practice squad
12/2/16 Signed by PHI to practice squad
1/2/17 Re-signed by PHI



Marcus Johnson originally signed with the Eagles in the 2016 offseason as an undrafted free agent and spent time on the Eagles practice squad last season. During his four-year collegiate career at Texas, Johnson played in 42 games (18 starts) and totaled 61 catches for 793 yards (13.0 avg.) and 4 TDs.

BIRDSEED

 @Mojomdj

- Grew up a loyal fan of the Texas Longhorns and considers the school's last win over Texas A&M - a game-winning field goal by Justin Tucker in 2011 - to be one of his two greatest sports moments
- Looks up to Cardinals WR Larry Fitzgerald: "He made me want to play wide receiver. He approaches his job with great focus and is a true student of the game. I really enjoy watching him on film because it gives me a chance to visualize and understand how much he concentrates on the small details of the game."
- Compiled 110 catches for 2,051 yards (18.6 avg.) and 21 touchdowns in his final three seasons at Clear Spring High School in League City, TX. Lettered in track and field
- His father, Morlon, played basketball at Prairie View A&M and his mother, Laquitha, is a vascular technician
- Has a younger brother, Malik, and a younger sister, McKenzie

COLLEGE HIGHLIGHTS

- Appeared in 42 games (18 starts) for the Texas Longhorns, finishing his career with 61 catches for 793 yards (13.0 avg.) and 4 TDs
- Played in 10 games (7 starts) as a senior in 2015, notching 12 catches for 130 yards (10.6 avg.) and a touchdown
- Appeared in 13 games (7 starts) as a junior in 2014 and snagged a career-high 27 receptions for 313 yards (11.6 avg.) and a score. Also contributed in the return game with 10 kick returns for 191 yards (19.1 avg.)

WR MARCUS JOHNSON 14



2017 GAME-BY-GAME STATISTICS												
Date	Opp	GP/S	Rec	Yds	Avg	Lg	TD	Snaps	Pct			
9/10	at Was	W	1/0	0	0	0.0	0	0	7	5%		
9/17	at KC	L	0/0	INACTIVE								
9/24	NYG	W	1/0	0	0	0.0	0	0	7	9%		
10/1	at LAC	W	1/0	0	0	0.0	0	0	9	11%		
10/8	Ari	W	1/0	1	6	6.0	6	0	14	21%		
10/12	at Car	W	1/0	1	16	16.0	16	0	6	10%		
10/23	Was	W	1/0	0	0	0.0	0	0	10	15%		
10/29	SF	W	1/0	0	0	0.0	0	0	21	30%		
11/5	Den	W	1/0	0	0	0.0	0	0	20	29%		
11/19	at Dal	W	1/0	0	0	0.0	0	0	13	20%		
11/26	Chi	W	0/0	INACTIVE								
12/3	at Sea	L	0/0	INACTIVE								
12/10	at LAR	W	0/0	INACTIVE								
12/17	at NYG	W	0/0	INACTIVE								
12/25	Oak											
12/31	Dal											
Totals			9/0	2	22	11.0	16	0	107	11%		

JOHNSON'S CAREER STATISTICS											
Year	Team	GP/S	RECEIVING					OFF SNAPS		T	
			No	Yards	Avg	Lg	TD	No	Pct		
2017	Philadelphia	9/0	2	22	11.0	16	0	107	11%	0	
Totals			9/0	2	22	11.0	16	0	---	---	0

P DONNIE JONES 8



6-2 | 221  **14th Year**
BORN: July 5, 1980 (Age 37)

AP
2008

AP
2009

A veteran of 13 NFL seasons, **Donnie Jones** signed with the Eagles in 2013 and quickly solidified himself as the top punter in franchise history in terms of both gross and net punting average. Jones was originally drafted by the Seattle Seahawks in the seventh round of the 2004 NFL Draft and went on to become a two-time All-Pro selection with St. Louis from 2008-09.



**Baton Rouge,
Louisiana**

**Baton Rouge
Catholic** 

LSU

Louisiana State
D7-04 (224th overall)
by Seattle
Acquired: FA (Hou) 2013



GROSS PUNTING AVG. EAGLES ALL-TIME HISTORY

Donnie Jones (2013-present)	45.5
Joe Muha (1946-50)	43.0
Sav Rocca (2007-10)	42.9

EAGLES SINGLE-SEASON HISTORY

Joe Muha (1948)	47.3
Donnie Jones (2015)	47.0
Mat McBriar (2012)	46.6
Donnie Jones (2016)	45.8

NET PUNTING AVG. EAGLES ALL-TIME HISTORY

Donnie Jones (2013-present)	40.5
Sav Rocca (2007-10)	37.6
Dirk Johnson (2003-06)	36.0

EAGLES SINGLE-SEASON HISTORY

Donnie Jones (2015)	41.6
Donnie Jones (2016)	40.7
Donnie Jones (2013)	40.5

CAREER HIGHLIGHTS

- Jones is the top punter in Eagles history in terms of gross average, net average, and punts inside the 20
- Has played in 206 consecutive games, which stands as the third-longest active streak in the NFL, trailing Texans P **Shane Lechler** (252) and Cowboys TE **Jason Witten** (233)

CAREER PUNTS INSIDE THE 20

EAGLES ALL-TIME HISTORY

134	Donnie Jones (2013-present)
106	Jeff Feagles (1990-93)
102	Sav Rocca (2007-10)

THREE STEP DROP

Actor that would play him in a movie:

Will Ferrell in a comedy and Robert De Niro in a drama

First job: **Working in the Chicken Shack at Blue Bayou, a water park in Baton Rouge**

Career if not football:

Working at a brokerage firm

Favorite movie: ***The Shawshank Redemption***

Favorite TV show: **Shows on HGTV and the *Real Housewives* series**

Favorite meal: **Cajun Creole food, red beans and rice, fried catfish**

Favorite musician: **Kenny Chesney, Eric Church**

Favorite place to visit: **Cabo San Lucas**



JONES' CAREER STATISTICS														
Year	Team	GP	No	Yds	Avg	Opp Ret	Yards	TB	Net Yds	Net Avg	In20	Lg	Blk	ST
2004	Seattle	6	26	988	38.0	11	79	2	869	32.2	6	51	1	1
2005	Miami	16	88	3,827	43.5	46	227	7	3,460	39.3	31	63	0	3
2006	Miami	16	85	3,640	42.8	49	367	10	3,073	35.7	28	64	1	1
2007	St. Louis	16	78	3,684	47.2	48	437	9	3,067	39.3	18	80	0	0
2008	St. Louis	16	82	4,100	50.0	57	590	7	3,370	41.1	20	68	0	2
2009	St. Louis	16	90	4,212	46.8	41	260	10	3,752	41.7	34	63	0	1
2010	St. Louis	16	94	4,276	45.5	45	435	4	3,761	40.0	32	63	0	1
2011	St. Louis	16	105	4,652	44.3	45	552	9	3,920	37.0	29	65	1	2
2012	Houston	16	88	4,150	47.2	48	483	5	3,567	40.5	28	66	0	2
2013	Philadelphia	16	82	3,681	44.9	28	223	5	3,358	40.5	33	70	1	1
2014	Philadelphia	16	76	3,331	43.8	29	238	7	2,953	38.9	34	68	0	0
2015	Philadelphia	16	86	4,038	47.0	42	215	8	3,663	41.6	29	64	2	0
2016	Philadelphia	16	63	2,888	45.8	25	202	6	2,566	40.7	21	72	0	0
2017	Philadelphia	14	52	2400	46.2	22	139	5	2161	40.8	17	62	1	0
Totals		212	1,095	49,867	45.5	536	4,447	94	43,540	39.5	360	80	7	14
PLAYOFFS														
2012	Houston	2	8	308	38.5	4	12	1	276	34.5	3	48	0	0
2013	Philadelphia	1	5	244	48.8	3	31	1	193	38.6	1	55	0	0
Totals		3	13	552	42.5	7	43	2	469	36.1	4	55	0	0

CAREER HIGHLIGHTS (Continued)

- One of only seven players in NFL history to record a 50.0 gross avg. in a single season, accomplishing the feat in 2008 with St. Louis
- Garnered second-team **All-Pro** honors in both 2008 and 2009 while with the Rams and was also selected to the 2008 *USA Today All-Joe team*
- Set Texans' team records with a gross average of 47.2 yards and a net average of 40.5 yards during his lone season with Houston in 2012
- Holds Rams' records in punts, gross avg. and net avg.



AVID GOLFER

Jones enjoys golfing in his spare time and plays four to five times a week during the offseason. If he could have one talent, he would love to be able to play professionally. "I'd like to be a really good golfer and play on the PGA tour. I'm not bad. I have my good days and my bad, but I love it."

Jones has had the opportunity to play two of the most prestigious golf courses in the world - Merion and Pine Valley. He says his ideal foursome to play a round with would be himself, Arnold Palmer, Jack Nicklaus and Tiger Woods.

HIGH SCHOOL STANDOUT

Jones earned all-state and all-district honors as a senior at Baton Rouge Catholic, where he averaged 43.4 yards per punt on a team that reached the Class 5A semifinals. Jones says the last time he scored a touchdown was in 1998.

Jones also threw the javelin and participated in the high jump at Baton Rouge Catholic.

FAMILY MAN

Jones' greatest love besides football is his family. "Definitely my family. That's something that's very important to me, especially when you have kids. It's so important to be that positive influence for them. I love being able to spend time with them away from football, whether it's going to their games or on vacations with the whole family. It's great to be able to spend quality time with them and help create memories that our kids will have forever."

BIRDSEED

Jones, who resides in Baton Rouge, LA, in the offseason, is the son of Amanda and Don Jones and has one sister, Mandy. Jones and his wife, Aubrie, have a son, Weston, a daughter, Addison, and also have one dog, a poodle named Rilie.

Jones graduated from LSU with a degree in finance.

Jones' nickname is "Donnie Longball," which was given to him by former teammate Connor Barwin.



2017 GAME-BY-GAME STATISTICS

Date	Opp	No	Yds	Avg	Net	TB	In20	Lg	Blk	
9/10	at Was	W	4	170	42.5	41.8	0	1	50	0
9/17	at KC	L	4	169	42.3	35.3	1	1	49	0
9/24	NYG	W	4	182	45.5	40.5	1	0	58	0
10/1	at LAC	W	2	95	47.5	46.0	0	2	54	0
10/8	Ari	W	3	129	43.0	40.7	0	1	57	0
10/12	at Car	W	6	305	50.8	45.0	0	1	59	0
10/23	Was	W	3	153	51.0	43.0	0	1	52	0
10/29	SF	W	6	275	45.8	41.0	1	2	50	0
11/5	Den	W	2	108	54.0	32.0	0	0	55	0
11/19	at Dal	W	6	275	45.8	42.5	1	1	61	0
11/26	Chi	W	2	87	43.5	43.5	0	2	46	0
12/3	at Sea	L	3	123	41.0	40.3	0	3	43	0
12/10	at LAR	W	3	142	47.3	36.3	0	1	62	1
12/17	at NYG	W	4	187	46.8	40.0	1	1	49	0
12/25	Oak									
12/31	Dal									
Totals			52	2,400	46.2	40.8	5	17	62	1

2016 GAME-BY-GAME STATISTICS

Date	Opp	No	Yds	Avg	Net	TB	In20	Lg	Blk	
Sep 11	Cle	W	6	295	49.2	39.2	3	3	72	0
Sep 19	at Chi	W	5	218	43.6	30.6	0	1	55	0
Sep 25	Pit	W	4	165	41.3	40.5	0	1	47	0
Oct 9	at Det	L	2	76	38.0	38.0	0	0	42	0
Oct 16	at Was	L	6	266	44.3	42.2	0	3	55	0
Oct 23	Min	W	4	202	50.5	43.3	1	1	60	0
Oct 30	at Dal	L	6	269	44.8	41.7	0	2	62	0
Nov 6	at NYG	L	3	141	47.0	43.7	0	1	48	0
Nov 13	Atl	W	2	86	43.0	38.5	0	0	43	0
Nov 20	at Sea	L	7	344	49.1	39.0	2	0	60	0
Nov 28	GB	L	2	71	35.5	35.5	0	2	37	0
Dec 4	at Cin	L	3	118	39.3	36.3	0	2	48	0
Dec 11	Was	L	2	106	53.0	46.5	0	1	54	0
Dec 18	at Bal	L	2	94	47.0	47.0	0	1	51	0
Dec 22	NYG	W	5	237	47.4	47.8	0	2	55	0
Jan 1	Dal	W	4	200	50.0	44.3	0	1	53	0
Totals			63	2,888	45.8	40.7	6	21	72	0

CAREER HIGHLIGHTS (Continued)

2016 - PHILADELPHIA EAGLES (16/0)

- His 45.8-yard gross average ranked as the fourth-best mark in team history and his 40.7-yard net average was second
- His 47.8-yard net average vs. NYG (12/22/16) was the fifth-highest single-game total in team history
- Landed two punts inside the 20-yard line at Dal. (10/30/16), moving past **Jeff Feagles** (106) and setting the Eagles record
- Booted a 72-yard punt vs. Cle (9/11), the second longest of his career

2015 - PHILADELPHIA EAGLES (16/0)

- Ranked sixth in the NFL in net average (41.6) and seventh in gross average (47.0). His net average set an Eagles single-season record
- Posted a 54.3-yard gross average and a 49.0-yard net average vs. NYG (10/19/15), which ranked for third and tied for second in a single game by an Eagles punter, respectively
- Finished the 2014 season ranked fourth in Eagles history with a 43.8-yard gross average and third with a 38.9-yard net average

2014 - PHILADELPHIA EAGLES (16/0)

- Set an Eagles record and tied a career high with 34 punts inside the 20-yard line, surpassing his previous record of 33 set in 2013. That total also tied Arizona's **Drew Butler** for the NFL lead
- Booted a 68-yarder vs. Dal. (12/14/14), tying for the third-longest punt of his career
- His 53.8-yard gross average at Ind. (9/15/14) was the third-highest single-game average in Eagles history
- In 2013, ranked first in Eagles history in single-season net punting average (40.4) and third in gross punting average (44.9)

CAREER HIGHS

Punts	11	1/3/10 vs. SF
Yards	551	1/3/10 vs. SF
Long	80	10/21/07 at Sea.
Inside 20	7	12/1/13 vs. Ari.
Gross Avg.	56.3	11/22/09 vs. Ari.
Net Avg.	52.3	12/14/14 vs. Dal.

ADDITIONAL CAREER STATISTICS

Passing	2008 (1-0-0)
Rushing	4-9: 2005 (1-0); 2006 (1-0); 2011 (1-9); 2016 (1)
Fumbles	2: 2006 (1); 2016 (1)
Kickoffs	4-230: 2004 (1-54); 2005 (1-55); 2009 (1-63); 2012 (1-58)

2013 - PHILADELPHIA EAGLES (16/0, Playoffs: 1/0)

- Led the NFL with 27 punts downed without a return and finished tied for fourth in the league with a franchise-best 33 punts inside the 20-yard line
- Recorded a 48.8-yard gross average vs. NO (1/4/14), which ranked as the fourth-highest in Eagles postseason history
- Jones became the first Eagles player in team history to win **NFC Special Teams Player of the Week** honors in back-to-back games (vs. Was. (11/17/13) and vs. Ari. (12/1/13)) and became the first Philadelphia player to earn honors in back-to-back games since **Michael Vick** in 2010
- Became the fourth punter in NFL history to win **NFC Special Teams Player of the Week** honors in consecutive games in a single season and the first since 1999 (**Bryan Barker**) after landing a career-best seven punts inside the 20-yard line vs. Ari. (12/1/13)

CB SIDNEY JONES 22



6-0 | 181 **Rookie**
BORN: May 21, 1996 (Age 21)

**Diamond Bar,
 California**
**West Covina
 High School**

W

Washington
D2-17 (43rd overall)
by Philadelphia

In 2017, Sidney Jones (43rd overall pick) became the highest-drafted Eagles CB since Lito Sheppard (26th overall pick) in 2002.

Sidney Jones was selected by the Eagles in the 2nd round (43rd overall) of the 2017 NFL Draft. Jones started 39 of 40 career games at the University of Washington, where he amassed 145 tackles (105 solo), 30 PDs, 9 INTs, 6 FFs and 3 FRs. The California native was a two-time first-team All-Pac-12 selection (2015-16) and earned second-team All-America honors (*Sports Illustrated*, *Football Writers*) in 2016.



CAREER INTERCEPTIONS

WASHINGTON PLAYERS SINCE 1996

Marcus Peters (2012-14)	11
Sean Parker (2010-13)	11
Derrick Johnson (2000-04)	11
Sidney Jones (2014-16)	9
Evan Benjamin (2002-05)	8
Tony Parrish (1996-97)	8

CAREER INTERCEPTIONS VS. TOP-25 TEAMS

WASHINGTON PLAYERS SINCE 1996

Sidney Jones (2014-16)	5
Marcus Peters (2012-14)	4
Derrick Johnson (2000-04)	4
Several players tied	3

COLLEGE HIGHLIGHTS

- In 2016, was named second-team All-America (*Sports Illustrated*, *Football Writers*) while garnering first-team All-Pac-12 accolades
- Started all 14 games of the 2016 season and finished with 9 PDs, 3 INTs and 2 FFs. Made 7 tackles in the win at Arizona (9/24/16), earning himself the team's defensive player of the week honors. Named the Pac-12 Player of the Week after intercepting two passes and adding two other PDs in a win at California (11/5/16). Totaled 3 tackles and 1 FF in the Pac-12 Championship Game victory vs. Colorado (12/2/16)
- In 2015, was named first-team All-Pac-12 while also earning second-team Academic All-Pac-12 and CoSIDA District VIII Academic All-America first-team honors

CB SIDNEY JONES 22



BIRDSEED

Jones prepped at West Covina (CA) High School, where he was named Hacienda League Defensive Player of the Year and earned first-team All-CIF Southern Section Southeast Division honors at defensive back as a senior in 2013. Jones, who played cornerback, free safety, running back and wide receiver while also returning kicks and punts for the Bulldogs, helped lead West Covina into the CIF Southern Section Southeast Division playoffs that year as well.

As a junior in 2012, Jones received first-team All-CIF SS Southeast Division and first-team All-Hacienda League honors at defensive back and helped lead the Bulldogs to the CIF-SS Southeast Division semifinals. As a sophomore in 2011, West Covina finished the season 13-1 and won the CIF-SS Southeast Division, beating La Serna, 84-21, in the championship game. That squad scored 240 points in four postseason contests.



@SidneyJonesIV



@sidneyjonesiv



COLLEGE HIGHLIGHTS (Continued)

- Started all 13 games in 2015 and finished the year as the Pac-12 leader in PDs (14) while tying for 2nd in FFs (3), tying for 4th in INTs (4) and tying for 5th in FRs (2). Forced a fumble, picked it up and ran 70 yards for a TD vs. California (9/26/15). Returned a 35-yard INT for a TD against Utah (11/7/15). Notched a 69-yard INT-TD and three other PDs in the Apple Cup win over Washington State (11/27/15)
- In 2014, appeared in 13 contests (12 starts) as a true freshman. Logged 61 tackles (48 solo), 7 PDs, 2 INTs, 1 FF and 1 FR

TRANSACTIONS

- 2017** Drafted by PHI in 2nd round (43rd overall)
Signed 4-year contract
- 9/1/17** Placed on Reserve/Non-Football Injury List

JONES' COLLEGE STATISTICS														
Year	Team	GP/S	TACKLES					PASS DEFENSE					FUMBLES	
			Total	Solo	Asst	TFL	Sacks	Int	Yds	Lg	TD	PD	FF	FR
2014	Washington	13/12	61	48	13	2.5	0.0	2	22	22	0	7	1	1
2015	Washington	13/13	45	30	15	3.5	0.0	4	125	69t	1	14	3	2
2016	Washington	14/14	39	27	12	2.5	0.0	3	0	0	0	9	2	0
Totals		40/39	145	105	40	8.5	0.0	9	147	69t	1	30	6	3

C JASON KELCE 62



6-3 | 295  **7th Year**
BORN: Nov. 5, 1987 (Age 29)

☆ **Cleveland, Ohio**
Cleveland Heights High School



Cincinnati
D6a-11 (191st overall)
by Philadelphia



Jason Kelce arrived at the University of Cincinnati as a walk-on linebacker in 2006 and is now a 2-time Pro Bowl center with the Eagles. Between then and now, Kelce used an incredible amount of athleticism, diligent work ethic, and intelligence to make his present a reality. A 6th-round draft pick of the Eagles in 2011, Kelce made the most of his opportunity as a rookie and became an immediate starter. Following the 2013 season, he was rewarded with a 7-year contract extension.

CAREER HIGHLIGHTS

- In 2016, earned his second Pro Bowl trip in three years after becoming the only Eagles player to see action in all 1,133 offensive snaps
- Voted to the Pro Bowl for the first time in 2014, becoming the first Eagles center to gain such recognition since Jim Ringo was named to his 10th Pro Bowl following the 1967 campaign
- Named the team's Ed Block Courage Award recipient in 2013. The award honors those NFL players who exemplify commitment to the principles of sportsmanship and courage and is given by a vote of the team for efforts as well as individual performance. Also garnered *USA Today's* 2013 All-Joe team honors, which recognizes the NFL players whose work doesn't necessarily garner headlines, but is integral to the success of their team
- In 2013, helped the Eagles set a team record with 6,676 total yards of offense and a then-team record 442 points
- Was named to *Dallas Morning News* columnist Rick Gosselin's NFL All-Rookie team after starting all 16 games for an offense that set a team record in first downs (356) and a then-team record in total net yards (6,386)

THREE STEP DROP

If he could play another sport: Center for the Philadelphia Flyers

First job: Worked a youth hockey camp when he was 14 years old

First football team: Played LB and FB for the Roxboro Rockets in 7th grade

Three items needed on deserted island: Duct tape, lighter, fishing pole

**Three favorite throwback jerseys: Chuck Bednarik, Philadelphia Eagles
Jim Brown, Cleveland Browns
Wayne Gretzky, Edmonton Oilers**

Pregame ritual: Listens to Christmas music and combs his beard

Favorite movies: *The Big Lebowski* and *The Last Gladiators*

Favorite teams/athletes as a kid: All Cleveland teams. Michael Jordan, Wayne Gretzky and Jerome Bettis

C JASON KELCE 62



FOOTBALL IS FAMILY

Jason comes from a football lineage, as his younger brother, Travis, was a teammate at Cincinnati (2008-10) as a tight end and was drafted by Kansas City in 2013. His uncle, Don Blalock, played defensive tackle for Purdue (1976-77) and his grandfather, Don Blalock, played football at Ohio University.

Travis is a two-time Pro Bowl TE and was voted All-Pro by the *Associated Press* in 2016. Last season, Jason and Travis both played in the Pro Bowl and the two will face off for the first time in their NFL careers in 2017 when the Eagles travel to Kansas City to take on the Chiefs in Week 2. The Eagles and Chiefs last played when Travis was a rookie in 2013, but he missed the contest with a knee injury.

Travis is pictured on the left in both pictures.



BIRDSEED

Jason is the son of Donna and Ed Kelce. Donna works in banking, while Ed is a sales rep in the steel business. Cites his dad as the biggest influence on his career. "He really pushed me to be the best I could be and was somebody that I've always looked up to."

Jason grew up playing a variety of different sports including hockey, lacrosse, soccer and baseball. "Playing all of those sports has helped me adapt to any circumstance that is thrown my way."

Jason graduated from Cincinnati with a degree in marketing.

CAREER HIGHLIGHTS (Continued)

- Became the first Eagles rookie offensive lineman to start all 16 games since **Doug Brzezineski** did so in 1999 and the first rookie in team history to start every game at center

COLLEGE HIGHLIGHTS

- Kelce started his final 38 games at Cincinnati during a 47-game career – 26 at left guard and 12 at center
- Started 12 games at center in 2010, and was an All-American honorable mention and All-Big East Conference first-team selection by *The NFL Draft Report*, adding second-team All-Big East honors from the league's coaches
- As a junior in 2009, earned All-Big East Conference second-team honors while starting all 13 games at left guard
- In 2008, earned Sophomore All-American third-team and All-Big East Conference second-team honors from *The NFL Draft Report* in his first season as a starter
- In 2007, the former walk-on linebacker added more than 40 pounds to his frame during the offseason, shifting to the offensive line, where he competed in nine games as a reserve at center and both offensive guard positions
- Joined the team as a walk-on in 2006, earning Scout Team Defensive Player of the Year honors while lining up as a 240-pound linebacker

TRANSACTIONS

- 2011** Drafted by PHI in 6th round (191st overall)
Signed 4-year contract
- 9/8/12** Placed on Injured Reserve (knee)
- 2/27/14** Signed by PHI to a 7-year contract through 2020

KELCE'S CAREER SERVICE					
			STARTS	OFF SNAPS	
Year	Team	GP/S	C	No	Pct
2011	Philadelphia	16/16	16	---	---
2012	Philadelphia	2/2	2	136	12%
2013	Philadelphia	16/16	16	1095	99%
2014	Philadelphia	12/12	12	828	70%
2015	Philadelphia	16/16	16	1156	100%
2016	Philadelphia	16/16	16	1133	100%
2017	Philadelphia	14/14	14	984	98%
Totals		92/92	92	---	---
PLAYOFFS					
2013	Philadelphia	1/1	1	58	100%

LB MYCHAL KENDRICKS 95



6-0 | 240  **6th Year**
BORN: Sept. 28, 1990 (Age 27)



Cal
California
D2a-12 (46th overall)
by Philadelphia



A second-round draft choice of the Eagles in 2012, **Mychal Kendricks** has played in 83 regular-season games (72 starts) for the Eagles and has compiled 520 tackles and 14.0 sacks. In 2015, Kendricks signed a 4-year contract with Philadelphia. Prior to entering the NFL, he was named the 2011 Pac-12 Defensive Player of the Year at California after leading the Golden Bears with a career-high 106 tackles.

4+ SACK & 3+ INT SINGLE-SEASONS

EAGLES PLAYERS SINCE 1982



SETH JOYNER
6.5 & 4 INT
(1992)



SETH JOYNER
6.5 & 3 INT
(1991)



WILLIAM THOMAS
5.5 & 3 INT
(1996)



MYCHAL KENDRICKS
4.0 & 3 INT
(2013)

THREE STEP DROP

First job: Worked concession stands for several local semi-pro teams

Funniest Eagle: Lane Johnson

If he could play another sport: Defender for Barcelona

Best players he has faced: Aaron Rodgers and Drew Brees

Three favorite throwback jerseys: Kobe Bryant (#8), L.A. Lakers; Ricky Williams, Texas; Willie Mays, S.F. Giants

Thing he can't live without: Oreos

Strangest thing he likes to eat: Eggo waffles with Kraft singles

CAREER HIGHLIGHTS

- Is one of only three Eagles since 1982 to post at least four sacks and three interceptions in a single season, recording four sacks and three picks in 2013. Joined **Williams Thomas** (1996) and **Seth Joyner** (1991 and '92) as the only other Eagles to accomplish the feat
- In 2013, he and **DeMeco Ryans** became the first pair of linebackers in Eagles history to post 4+ sacks and 2+ interceptions in the same season

2017 - PHILADELPHIA EAGLES (13/11)

- Led the team with 8 tackles at Sea. (12/3/17)
- Registered 7 tackles, 1 PD, 2 QBPs and a sack of 49ers QB **C.J. Beathard** in the team's Week 8 win vs. SF (10/29/17)
- Recorded 13 tackles (12 solo) at Car. (10/12/17), marking the highest single-game tackle total by an Eagle in 2017. His 12 solo tackles tied his single-game career high and his 13 total tackles were his most since he recorded 16 vs. Seattle in 2014 (12/7/14)

LB MYCHAL KENDRICKS 95



KENDRICKS' CAREER STATISTICS

Year	Team	GP/S	TACKLES					PASS DEFENSE					FUMBLES			DEF SNAPS		ST	
			Total	Solo	Asst	TFL	Sacks	Int	Yds	Lg	TD	PD	Hur	FF	FR	Yds	No		Pct
2012	Philadelphia	15/14	88	70	18	8.0	1.0	0	0	--	0	11	1	0	0	0	927	88%	0
2013	Philadelphia	15/15	137	96	41	3.0	4.0	3	25	18	0	1	6	1	4	0	991	83%	0
2014	Philadelphia	12/11	108	77	31	4.0	4.0	0	0	--	0	2	3	3	0	0	761	66%	0
2015	Philadelphia	13/13	91	71	20	8.0	3.0	0	0	--	0	1	1	1	0	0	628	52%	3
2016	Philadelphia	15/8	29	24	5	2.0	0.0	0	0	--	0	1	3	0	1	0	273	27%	9
2017	Philadelphia	13/11	67	53	14	4.0	2.0	0	0	--	0	6	5	0	0	0	543	61%	4
Totals		83/72	520	391	129	29.0	14.0	0	0	--	0	22	19	5	5	0	---	---	16

PLAYOFFS																			
2013	Philadelphia	1/1	10	10	0	1.0	0.0	0	0	--	0	0	0	0	0	0	72	100%	0
Totals		1/1	10	10	0	1.0	0.0	0	0	--	0	0	0	0	0	0	---	---	0

CAREER HIGHLIGHTS (Continued)

- Tallied 7 tackles (6 solo) and 2 PDs vs. NYG (9/24/17). Early in the 3rd quarter, deflected an **Eli Manning** pass that was intercepted by CB **Patrick Robinson**. The turnover turned into an Eagles TD and gave Philadelphia a 14-0 lead
- Dropped Chiefs QB **Alex Smith** for a 5-yard sack in the second quarter at KC (9/17/17)




CAREER HIGHS

Total Tackles	17	10/27/13 vs. NYG
Solo Tackles	12	2x, last: 10/12/17 at Car.
Sacks	2.0	12/22/13 vs. Chi.
Interceptions	1	3x, last: 12/29/13 at Dal.
Passes Defensed	3	2x, last: 12/9/12 at TB

BORN TO BE A BIRD

Mychal's father, Marvin, was on the Eagles training camp roster in 1972 after playing college football at UCLA, where he led the Bruins in rushing twice in 1970 and 1971. Said Mychal: "He was so happy the day I got drafted here because the Eagles were his team. I remember being so excited, but he may have even been more excited. He followed them all the time when I was growing up. It was a dream come true for the both of us."



BROTHERLY LOVE

Mychal's younger brother, Eric, was a second-round draft pick of the Minnesota Vikings in 2015. They grew up playing football, basketball and soccer together and remain very close to this day. The brothers workout, snowboard and skateboard together whenever possible.

RENAISSANCE MAN

While he was always known for his athletic talents on the field growing up, Kendricks' passion off the field is in the fine arts. Kendricks attended Bullard Talent, a private school that specializes in the fine arts from kindergarten through 8th grade. While there, Kendricks acted in plays such as *Robin Hood*, *Aladdin* and *The Lion King*. He also learned to dance in hip-hop, urban, tap and jazz styles. Said Kendricks: "I have an appreciation for all kinds of art and going there really instilled that in me at a young age. I would go there during the day and then play sports for other schools. You have to win a raffle to get in. My mom did that for me and I got lucky."

BIRDSEED

Parents are Yvonne Thagon and Marvin Kendricks. Yvonne is a pharmacist technician and Marvin is a retired social worker. Also has a stepmother, Joanne, who is a medical sales rep for Merck. His three brothers all played college football: Chad (Sacramento State), Terence (Fresno State) and Eric (UCLA).

LB MYCHAL KENDRICKS 95



2017 GAME-BY-GAME STATISTICS

Date	Opp	GP/S	Tot	Solo	Sk	Int	PD	FF	FR	Snaps	Pct
Sep 10	at Was	W	1/1	2	1	0.0	0	0	0	23	37%
Sep 17	at KC	L	1/1	2	1	1.0	0	1	0	20	38%
Sep 24	NYG	W	1/0	7	6	0.0	0	2	0	48	70%
Oct 1	at LAC	W	1/1	5	3	0.0	0	0	0	24	42%
Oct 8	Ari	W	1/1	1	1	0.0	0	0	0	28	47%
Oct 12	at Car	W	1/0	13	12	0.0	0	0	0	55	67%
Oct 23	Was	INACTIVE (HAMSTRING)									
Oct 29	SF	W	1/1	7	6	1.0	0	1	0	52	79%
Nov 5	Den	W	1/1	5	4	0.0	0	1	0	47	73%
Nov 19	at Dal	W	1/1	3	2	0.0	0	0	0	56	89%
Nov 26	Chi	W	1/1	4	3	0.0	0	1	0	38	69%
Dec 3	at Sea	L	1/1	8	6	0.0	0	0	0	53	85%
Dec 10	at LAR	W	1/1	1	0	0.0	0	0	0	38	79%
Dec 17	at NYG	W	1/1	9	8	0.0	0	0	0	61	69%
Dec 25	Oak										
Dec 31	Dal										
Totals			13/11	67	53	2.0	0	6	0	543	61%

2016 GAME-BY-GAME STATISTICS

Date	Opp	GP/S	Tot	Solo	Sk	Int	PD	FF	FR	Snaps	Pct
Sep 11	Cle	W	1/0	0	0	0.0	0	0	0	19	37%
Sep 19	at Chi	W	1/1	3	3	0.0	0	0	0	20	38%
Sep 25	Pit	W	1/1	1	1	0.0	0	0	0	9	15%
Oct 9	at Det	L	1/0	3	2	0.0	0	0	0	26	43%
Oct 16	at Was	L	1/1	3	3	0.0	0	0	0	22	30%
Oct 23	Min	W	1/0	2	2	0.0	0	0	0	24	32%
Oct 30	at Dal	L	1/0	3	3	0.0	0	0	0	19	24%
Nov 6	at NYG	L	1/0	1	1	0.0	0	0	0	3	5%
Nov 13	Atl	W	1/1	5	3	0.0	0	1	0	19	38%
Nov 20	at Sea	L	1/1	3	2	0.0	0	0	0	31	46%
Nov 28	GB	L	1/1	1	1	0.0	0	0	0	13	18%
Dec 4	at Cin	L	1/1	0	0	0.0	0	0	1	26	41%
Dec 11	Was	L	1/0	1	1	0.0	0	0	0	8	17%
Dec 18	at Bal	L	1/0	1	0	0.0	0	0	0	20	34%
Dec 22	NYG	W	1/1	2	2	0.0	0	0	0	14	16%
Jan 1	Dal	W	0/0	INACTIVE (QUAD)							
Totals			15/8	29	24	0.0	0	1	0	273	27%

CAREER HIGHLIGHTS (Continued)

2015 - PHILADELPHIA EAGLES (13/13)

- Finished 3rd on the team in tackles (91)
- Tallied his third consecutive game with a sack - the longest streak of his career - when he dropped Dolphins QB **Ryan Tannehill** for an 8-yard loss vs. Mia. (11/15/15)

2014 - PHILADELPHIA EAGLES (12/11)

- Ranked 2nd on the defense with 108 tackles and tied for 3rd with 3 FFs
- Led the team with a season-best 16 tackles and forced his third fumble of the season when he stripped the ball from Seahawks RB **Marshawn Lynch** vs. Sea. (12/7/14)

2013 - PHILADELPHIA EAGLES (15/15, Playoffs: 1/1)

- Led the NFL with 4 FRs and finished the year ranked 2nd on the team with a career-high 137 tackles
- Forced a fumble of RB **DeMarco Murray** and intercepted QB **Kyle Orton** at Dal. (12/29/13). The two turnovers led to 10 points by the Eagles on their ensuing drives
- Posted 2.0 sacks of QB **Jay Cutler** vs. Chi. (12/22/13)
- Collared 12 tackles and posted a sack and INT (QB **Matt Cassel**) in the same game for the first time in his career at Min. (12/15/13)
- Recovered a fumble of QB **Matthew Stafford** in the fourth quarter vs. Det. (12/8/13). The turnover led to an Eagles TD on the ensuing possession to seal the game at 34-20
- Amassed a career-high 17 tackles vs. NYG (10/27/13)
- Notched two takeaways at NYG (10/6/13), as he recovered a fumble of RB **Brandon Jacobs** and recorded his first career interception (QB **Eli Manning**). The Eagles scored 10 total points following his turnovers, including a crucial TD on the very next play after his interception in the fourth quarter to put the team up 29-21

2015 GAME-BY-GAME STATISTICS

Date	Opp	GP/S	Tot	Solo	Sk	Int	PD	FF	FR	Snaps	Pct
Sep 14	at Atl	L	1/1	10	6	0.0	0	0	0	77	100%
Sep 20	Dal	L	1/1	6	6	0.0	0	0	0	39	46%
Sep 27	at NYJ	W	0/0	INACTIVE (HAMSTRING)							
Oct 4	at Was	L	1/1	7	3	0.0	0	0		11	13%
Oct 11	NO	W	0/0	INACTIVE (HAMSTRING)							
Oct 19	NYG	W	0/0	INACTIVE (HAMSTRING)							
Oct 25	at Car	L	1/1	7	7	1.0	0	0	0	52	85%
Nov 8	at Dal	W	1/1	5	5	1.0	0	0	0	56	72%
Nov 15	Mia	L	1/1	8	6	1.0	0	0	0	40	60%
Nov 22	TB	L	1/1	5	4	0.0	0	0	1	56	72%
Nov 26	at Det	L	1/1	7	5	0.0	0	0	0	63	88%
Dec 6	at NE	W	1/1	4	4	0.0	0	0	0	48	54%
Dec 13	Buf	W	1/1	8	7	0.0	0	0	0	42	57%
Dec 20	Ari	L	1/1	10	9	0.0	0	0	0	43	57%
Dec 26	Was	L	1/1	5	4	0.0	0	0	0	43	57%
Jan 3	at NYG	W	1/1	9	5	0.0	0	1	0	58	69%
Totals			13/13	91	71	3.0	0	1	1	628	52%

2012 - PHILADELPHIA EAGLES (15/14)

- Collared the most TFLs (8) ever by an Eagles rookie since the statistic started being kept in 1999. Ranked 3rd on the team in tackles (88) tackles and PDs (11)
- Notched the first sack of his career, bringing down Cowboys QB **Tony Romo** in the second quarter vs. Dal. (11/11)
- Started first NFL game at Cle. (9/9) and deflected a pass that was intercepted by S **Kurt Coleman** on the Eagles 1

DE CHRIS LONG 56



6-3 | 270 10th Year
BORN: March 28, 1985 (Age 32)

**Charlottesville,
 Virginia** ☆
**St. Anne's-
 Belfield School**



Virginia
 D1-08 (2nd overall)
 by St. Louis
Acquired: FA (NE) 2017

SACK LEADERS

ACTIVE NFL DEFENSIVE ENDS SINCE 2008



**JULIUS
 PEPPERS**
97.5



**CAMERON
 WAKE**
90.5



**J.J.
 WATT**
76.0



**CLIFF
 AVRIL**
74.0



**CALAIS
 CAMPBELL**
71.0



**CHARLES
 JOHNSON**
67.5



**DWIGHT
 FREENEY**
65.5



**CARLOS
 DUNLAP**
62.5



**CHRIS
 LONG**
62.5

**Long has produced eight-career
 multi-sack performances,
 including three games with a
 career-high 3.0 sacks.**



Chris Long was signed by the Philadelphia Eagles to a two-year contract on March 31, 2017, after spending the 2016 season with the Super Bowl LI-winning New England Patriots. Originally selected by the St. Louis Rams with the 2nd-overall pick in the 2008 NFL Draft, Long has compiled 419 tackles (264 solo), 83 TFL, 62.5 sacks, 12 PDs, 12 FFs and 6 FRs in 144 career regular-season games (102 starts).

MOST SACKS

NEW ENGLAND PATRIOTS IN 2016

Trey Flowers	7.0
Jabaal Sheard	5.0
Chris Long	4.0
Rob Ninkovich	4.0

MOST FORCED FUMBLES

PHILADELPHIA EAGLES IN 2017

Chris Long	3
Brandon Graham	2

CAREER HIGHLIGHTS

- Tied for 8th among active NFL defensive ends with 62.5 sacks since 2008, trailing only **Julius Peppers** (97.5), **Cameron Wake** (90.5), **J.J. Watt** (76.0), **Cliff Avril** (74.0), **Calais Campbell** (71.0), **Charles Johnson** (67.5), **Dwight Freeney** (65.5)

2017 - PHILADELPHIA EAGLES(14/0)

- Leads the team with 3 forced fumbles on the season. All three FFs have come on sacks
- Made a game-defining play in the 4th quarter at LAR (12/10/17) when he strip-sacked Rams QB **Jared Goff** deep in Rams' territory and **Rodney McLeod** scooped up the ball. The turnover set up K **Jake Elliott's** game-winning field goal
- Sacked Denver QB **Brock Osweiler** in the third quarter vs. Den. (11/5/17) and jarred the ball loose for his second FF of the year
- Set the tone early in the Eagles' Week 4 win at LAC (10/1/17) when he notched a strip-sack of Chargers QB **Philip Rivers** in Philadelphia territory on the game's opening possession. Rookie DE **Derek Barnett** recovered the loose ball and the Eagles offense converted the turnover into a touchdown to take a 7-0 lead



LONG'S CAREER STATISTICS																		
Year	Team	GP/S	TACKLES					PASS DEFENSE						FUMBLES			DEF SNAPS	
			Total	Solo	Asst	TFL	Sacks	Int	Yds	Lg	TD	PD	QBP/H	FF	FR	Yds	No	Pct
2008	St. Louis	16/16	61	40	21	10.0	4.0	0	0	--	0	0	12	0	1	2	N/A	N/A
2009	St. Louis	16/4	56	36	20	7.0	5.0	0	0	--	0	1	12	1	0	0	N/A	N/A
2010	St. Louis	16/16	35	22	13	8.0	8.5	0	0	--	0	2	20	3	1	0	N/A	N/A
2011	St. Louis	16/16	46	30	16	15.0	13.0	0	0	--	0	2	21	1	0	0	N/A	N/A
2012	St. Louis	16/16	56	35	21	15.0	11.5	0	0	--	0	1	19	0	0	0	877	82%
2013	St. Louis	16/16	59	35	24	13.0	8.5	0	0	--	0	3	12	2	2	45	839	79%
2014	St. Louis	6/6	21	11	10	3.0	1.0	0	0	--	0	0	1	0	1	0	232	22%
2015	St. Louis	12/5	29	18	11	2.0	3.0	0	0	--	0	0	5	1	0	0	484	42%
2016	New England	16/7	35	22	13	7.0	4.0	0	0	--	0	3	10	1	1	0	677	65%
2017	Philadelphia	14/0	23	16	7	3.0	4.0	0	0	--	0	0	28	3	0	0	411	46%
Totals		144/102	421	265	156	83.0	62.5	0	0	--	0	12	140	12	6	47	---	---
PLAYOFFS																		
2016	New England	3/0	1	1	0	0.0	0.0	0	0	--	0	0	1	0	0	0	62	33%
Totals		3/0	1	1	0	0.0	0.0	0	0	--	0	0	1	0	0	0	---	---

CAREER HIGHLIGHTS (Continued)

- Recorded his first sack as an Eagle in Week 2 at KC (9/17/17) when he dropped Chiefs QB **Alex Smith** for a 5-yard loss on third down in the third quarter

2016 - NEW ENGLAND PATRIOTS (16/7, Playoffs: 3/0)

- Helped the Patriots win Super Bowl LI after making his first-career postseason appearance. Played 677 snaps (65%) in 16 regular-season games (seven starts) and recorded 4.0 sacks, 3 PDs, 1 FF and 1 FR

HIGH SCHOOL STANDOUT

Long attended St. Anne's-Belfield School in Charlottesville, VA, and was named 2003 Gatorade Player of the Year in Virginia and rated as the 2nd-best player in the state by *Charlottesville Daily Progress*.

Long was a three-time first-team All-State selection on both offense and defense and was selected conference Defensive Player of the Year in his final two seasons, as well as Student Sports Junior All-American in 2002.

Long registered 91 tackles and 15.0 sacks as a senior to help his team to an undefeated season and a state championship.

He also played basketball, lacrosse and baseball.

THE FAMILY TREE

Long's father, Howie, played in the NFL for 13 seasons and was inducted into the Pro Football Hall of Fame in 2000 following seven Pro Bowl appearances and two Defensive Player of the Year awards. His older brother, Howie Jr., serves as a player personnel assistant with the Oakland Raiders and his younger brother, Kyle, plays offensive line for the Chicago Bears.

Long is also related to Gertrude Ederle, who became the first woman to swim across the English Channel in 1926.



CHRIS LONG FOUNDATION

In 2015, the Chris Long Foundation was launched to raise money for **Waterboys**, a signature initiative dedicated to building wells for communities in East Africa.

Long was named the **NFLPA Community MVP** for Week 2 of the 2017 season for "his ongoing efforts to enhance the lives of others through programs focused on youth, clean water, military appreciation and homelessness."

Early in the 2017 season, The Chris Long Foundation, in partnership with Boys & Girls of Central Virginia and St. Anne's Belfield School, announced that Chris donated his first six game checks of the season to fund two seven-year scholarships in his hometown of Charlottesville, VA.

Later in the year, Chris announced that he would donate the remainder of his game checks (10) to organizations supporting educational equity and opportunity in St. Louis, Boston and Philadelphia. Through the **Pledge 10 for Tomorrow** campaign, fans and businesses are encouraged to make their own pledge to one of the three cities at <https://pledgeit.org/matchup/pledge10>. For the city that has the most pledges by the end of season, Chris will give an additional \$50,000 to the campaign's partner charity in that city.

For more information on the Chris Long Foundation visit: chrislongfoundation.org. For more information on Waterboys visit: waterboys.org





2017 GAME-BY-GAME STATISTICS												
Date	Opp	GP/S	Tot	Solo	Sk	Q	PD	FF	FR	Snaps	Pct	
Sep 10	at Was	W	1/0	2	1	0.0	0	0	0	26	41%	
Sep 17	at KC	L	1/0	1	1	1.0	1	0	0	20	38%	
Sep 24	NYG	W	1/0	0	0	0.0	0	0	0	27	39%	
Oct 1	at LAC	W	1/0	1	1	1.0	1	0	1	21	37%	
Oct 8	Ari	W	1/0	1	1	0.0	1	0	0	29	48%	
Oct 12	at Car	W	1/0	2	1	0.0	1	0	0	41	50%	
Oct 23	Was	W	1/0	2	2	0.0	0	0	0	38	59%	
Oct 29	SF	W	1/0	1	0	0.0	1	0	0	33	50%	
Nov 5	Den	W	1/0	3	2	1.0	0	0	1	35	55%	
Nov 19	at Dal	W	1/0	4	3	0.0	2	0	0	31	49%	
Nov 26	Chi	W	1/0	1	1	0.0	3	0	0	27	49%	
Dec 3	at Sea	L	1/0	2	1	0.0	2	0	0	26	42%	
Dec 10	at LAR	W	1/0	2	2	0.0	0	0	1	18	43%	
Dec 17	at NYG	W	1/0	0	0	0.0	3	0	0	39	44%	
Dec 25	Oak											
Dec 31	Dal											
Totals			14/0	23	16	3.0	--	0	3	0	411	46%

CAREER HIGHLIGHTS (Continued)

2013 - ST. LOUIS RAMS (16/16)

- Recovered a fumble of Colts QB **Andrew Luck** forced by Rams DE **Robert Quinn** and returned it 45 yards for his first-career TD at Ind. (11/10/13). Also tallied 4 tackles and 1 sack
- Posted a career-high-tying 3.0 sacks of Seahawks QB **Russell Wilson** vs. Sea. (10/28/13) while adding 5 tackles, including 4 TFL. Marked his third-career game with 3.0 QB takedowns
- Recorded a career-high 8 tackles (4 solo) at Atl. (9/15/13)

2012 - ST. LOUIS RAMS (16/16)

- Led the Rams in sacks for the second-straight season with 11.5 takedowns. Tied for the 9th-most sacks in the NFL, trailing only **J.J. Watt** (20.5), **Aldon Smith** (19.5), **Von Miller** (18.5), **Cameron Wake** (15.0), **Clay Matthews** (13.0), **Geno Atkins** (12.5), **Charles Johnson** (12.5) and **Jared Allen** (12.0). Added 56 tackles (35 solo), 15.0 TFL and 1 PD
- Notched his second-career 3.0-sack game when he took down Seahawks QB **Russell Wilson** a career-high-tying three times vs. Sea. (12/30/12)
- Registered 3.0 TFL and 2.0 sacks of Jets QB **Mark Sanchez** vs. NYJ (11/18/12)
- Totaled 2.0 sacks of Bears QB **Jay Cutler** at Chi. (9/23/12)

2011 - ST. LOUIS RAMS (16/16)

- Started all 16 games and posted a career-high 13.0 sacks, ranking 7th in the NFL behind **Jared Allen** (22.0), **DeMarcus Ware** (19.5), **Jason Babin** (18.0), **Jason Pierre-Paul** (16.5), **Aldon Smith** (14.0) and **Terrell Suggs** (14.0)
- Collected a pair of sacks against 49ers QB **Alex Smith** at SF (12/4/11). Finished with 5 tackles (4 solo)

2016 GAME-BY-GAME STATISTICS (NE)												
Date	Opp	GP/S	Tot	Solo	Sk	Hur	PD	FF	FR	Snaps	Pct	
Sep 11	at Ari	W	1/1	3	3	1.0	1	0	0	39	64%	
Sep 18	Mia	W	1/1	2	2	0.0	3	1	0	45	70%	
Sep 22	Hou	W	1/1	2	0	0.0	0	1	0	55	78%	
Oct 2	Buf	L	1/1	4	2	0.0	0	0	0	60	77%	
Oct 9	at Cle	W	1/0	1	0	0.0	0	0	0	47	75%	
Oct 16	Cin	W	1/1	3	1	0.0	0	0	0	41	60%	
Oct 23	at Pit	W	1/1	2	1	0.0	1	0	0	50	69%	
Oct 30	at Buf	W	1/1	4	4	0.0	0	0	0	53	69%	
Nov 13	Sea	L	1/0	0	0	0.0	0	0	0	37	53%	
Nov 20	at SF	W	1/0	3	1	0.0	0	0	0	45	71%	
Nov 27	at NYJ	W	1/0	1	1	1.0	0	0	1	30	53%	
Dec 4	LAR	W	1/0	1	1	1.0	3	0	0	30	59%	
Dec 12	Bal	W	1/0	4	2	0.0	0	0	0	46	66%	
Dec 18	at Den	W	1/0	2	2	0.0	0	0	0	33	53%	
Dec 24	NYJ	W	1/0	2	1	1.0	1	0	0	31	55%	
Jan 1	at Mia	W	1/0	1	1	0.0	1	1	0	35	59%	
Totals			16/7	35	22	4.0	10	3	1	1	677	65%

PLAYOFFS											
Jan 14	Hou	W	1/0	0	0	0.0	0	0	0	27	39%
Jan 22	Pit	W	1/0	1	1	0.0	0	0	0	20	29%
Feb 5	Atl	W	1/0	0	0	0.0	1	0	0	15	31%
Totals			3/0	1	1	0.0	1	0	0	62	33%

CAREER HIGHS		
Total Tackles	8	3x, last: 9/15/13 at Atl.
Solo Tackles	6	2x, last: 11/30/14 vs. Oak.
Sacks	3.0	3x, last: 10/28/13 vs. Sea.
Hurries/Hits	3	13x, last: 11/26/17 vs. Chi.
PDs	1	12x, last: 1/1/17 at Mia.
FFs	1	12x, last: 12/10/17 at LAR
FRs	1	6x, last: 9/18/16 vs. Mia.

TOUCHDOWNS (1)		
Date	Opponent	TDs
11/10/13	vs. Indianapolis Colts (W, 38-8)	45-yard FR

MULTI-SACK GAMES (8)		
Date	Opponent	Sacks
10/28/13	vs. Seattle Seahawks (L, 9-14)	3.0
12/30/12	at Seattle Seahawks (L, 13-20)	3.0
10/30/11	vs. New Orleans Saints (W, 31-21)	3.0
11/18/12	vs. New York Jets (L, 13-27)	2.0
9/23/12	at Chicago Bears (L, 6-23)	2.0
12/4/11	at San Francisco 49ers (L, 0-26)	2.0
10/17/10	vs. San Diego Chargers (W, 20-17)	2.0
10/26/08	at New England Patriots (L, 16-23)	2.0

LS RICK LOVATO 45



6-2 | 249  **1st Year**
BORN: Sept. 9, 1992 (Age 25)

**Middletown,
New Jersey**

**Middletown
High School
South**



Old Dominion
UDFA (2015) by Chicago
Acquired: FA 2016



A four-year letterman at Old Dominion, **Rick Lovato** snapped in all 50 games during his four-year collegiate career. Lovato entered the NFL in 2015 as an undrafted free agent with the Chicago Bears and saw his first NFL game action as a member of the Green Bay Packers in Week 16 of the 2015 season. Lovato snapped in the Packers' final two regular-season contests and both of the club's playoff games. In 2016, he appeared in two contests with the Washington Redskins before signing with the Eagles on Dec. 12, 2016, following a season-ending injury to veteran long snapper **Jon Dorenbos**.

CAREER HIGHLIGHTS

- Joined the Eagles in 2016 and served as the team's long snapper for the final three games after previously long snapping for the Redskins vs. GB (11/20/16) and at Dal. (11/24/16)
- In 2015, snapped in the Packers' final two regular-season games at Ari. (12/27/15) and vs. Min. (1/3/16). Also played in both of Green Bay's postseason contests at Was. (1/10/16) and at Ari. (1/16/16)

BIRDSEED

- Began long snapping as a freshman at Middletown South (NJ) High School. Also played center and defensive line
- Named third-team all-Monmouth County and all-conference as a senior in 2010

COLLEGE HIGHLIGHTS

- Served as Old Dominion's long snapper in all 50 games during his four-year college career. Registered four career tackles on special teams
- Named a College Sports News Fabulous 50 All-American and was selected an FCS All-American as a sophomore in 2012

TRANSACTIONS

- 2015** Signed by CHI as UDFA
- 8/31/15** Waived by CHI
- 12/22/15** Signed by GB
- 9/3/16** Waived by GB
- 11/19/16** Signed by WAS
- 11/29/16** Waived by WAS
- 12/12/16** Signed by PHI

LOVATO'S CAREER SERVICE

			ST
Year	Team	GP	T
2015	Green Bay	2	0
2016	Washington	2	0
	Philadelphia	3	0
	<i>Totals</i>	5	0
2017	Philadelphia	14	2
Totals		21	2
PLAYOFFS			
2015	Green Bay	2	0

S RODNEY MCLEOD 23




5-10 | 195  **6th Year**
BORN: June 23, 1990 (Age 27)

**Hyattsville,
Maryland**

**DeMatha Catholic
High School**



Virginia
UDFA (2012) by St. Louis
Acquired: FA (LAR) 2016



One of the most durable players in the NFL, **Rodney McLeod** signed a five-year contract with the Eagles in the 2016 offseason. The hard-hitting safety led Philadelphia with a career-high 117 tackles while adding 10 PDs and 3 INTs in his debut season with the team. Originally signed by the Rams as an undrafted free agent in 2012, McLeod is one of just two NFL players with 11+ INTs and 9+ FFs since 2013.

MOST TACKLES EAGLES PLAYERS IN 2016

R. McLeod	117
M. Jenkins	114
N. Bradham	99
J. Hicks	95

THREE STEP DROP

Hobbies: Puzzles and video games

**Bucket list: Ride in a helicopter,
skydive and travel to Paris**

If he could be any superhero: Batman

**Favorite movies: Any Given Sunday,
The Dark Knight, Friday**

Favorite musicians: Drake, Fabolous, Future

**Best player he has faced:
Packers QB Aaron Rodgers**

**Player he models his game after:
Seahawks S Earl Thomas**

**Favorite athletes growing up:
Kobe Bryant, Deion Sanders**

**Favorite athletes now:
Steph Curry, LeBron James**

**Three favorite throwback jerseys:
Walter Payton, Jerry Rice,
Deion Sanders**

CAREER HIGHLIGHTS

- Joins **Byron Maxwell** (11 INTs, 9 FFs) as the only NFL players to produce 11+ INTs and 9+ FFs since 2013 (according to *Pro Football Reference*)

2017 - PHILADELPHIA EAGLES (13/13)

- Recovered a fumble forced by **Chris Long** and returned in 9 yards to the LAR 25 to set up an offensive drive that resulted in a 33-yard **Jake Elliott** FG in the 43-35 win at LAR (12/10/17)
- Recorded his career-high-tying 3rd INT of the season when he picked off Cowboys QB **Dak Prescott** in the first quarter of the 37-9 win at Dal. (11/19/17) on *Sunday Night Football*. Became the first Eagles player to post an INT in 3+ straight games since **Malcolm Jenkins** from 9/15/14-9/28/14 (also 3)
- Intercepted Broncos QB **Brock Osweiler** in the third quarter and returned it a career-long 50 yards to set up an Eagles TD drive in the 51-23 win vs. Den. (11/5/17)
- Registered his first INT of the season when he picked off 49ers QB **C.J. Beathard** in the second quarter of the 33-10 win vs. SF (10/29/17)

S RODNEY MCLEOD 23



MCLEOD'S CAREER STATISTICS

Year	Team	GP/S	TACKLES					PASS DEFENSE					FUMBLES			DEF SNAPS		ST		
			Total	Solo	Asst	TFL	Sacks	Int	Yds	Lg	TD	PD	Hur	FF	FR	Yds	No		Pct	No
2012	St. Louis	16/0	0	0	0	0.0	0.0	0	0	--	0	0	0	0	0	0	0	4	1%	16
2013	St. Louis	16/16	87	68	19	2.0	0.0	2	2	2	0	6	0	1	2	7	1060	99%	3	
2014	St. Louis	16/16	96	64	32	3.0	0.0	2	1	1	0	5	0	2	2	9	1025	99%	1	
2015	St. Louis	16/16	106	73	33	2.0	0.0	1	4	4	0	5	0	3	1	20	1153	99%	0	
2016	Philadelphia	16/16	117	78	39	3.0	1.0	3	5	5	0	10	1	1	0	0	1014	99%	5	
2017	Philadelphia	13/13	68	47	21	2.0	0.0	3	54	50	0	11	2	1	0	0	777	87%	3	
Totals		93/77	474	330	144	12.0	1.0	11	66	50	0	36	3	8	5	36	---	---	28	

ADDITIONAL CAREER STATISTICS

Special Teams FFs: 1 on 10/13/13 at Hou. **Receptions:** 1 for 21 yards on 11/11/12 at SF

CAREER HIGHLIGHTS (Continued)

- Totaled a career-high 3 PDs along with 6 tackles (4 solo) and 2 QB pressures in the 28-23 win at Car. (10/12/17)
- Forced a goal-line fumble (**J.J. Nelson**) on the Cardinals' final possession in the 34-7 win vs. Ari. (10/8/17)

2016 - PHILADELPHIA EAGLES (16/16)

- Posted a team-leading, career-high 117 tackles in his first season with the Eagles. Also added career highs with 10 PDs and 3 INTs
- Logged double-digit tackles (11) for a third-straight game in a win vs. Min. (10/23/16). Made a game-changing INT in the first quarter when he picked off Vikings QB **Sam Bradford** in the end zone. Recorded a strip-sack of Bradford, which was the first QB takedown of his career
- Set a new single-game career high when he collected 17 tackles (12 solo) at Was. (10/16/16)



GOVERNOR OF GOOD

McLeod was named the Eagles' 2016 Governor of Good for attending the most community service events throughout the year.

HOMETOWN FOOTBALL CAMP

McLeod hosts an annual football camp at his high school alma mater, DeMatha Catholic, in Hyattsville, MD. The free camp focuses on improving football fundamentals for kids between the ages of 9-14. The camp features motivational speakers who guide campers through a variety of topics, including perseverance, dedication to academics and healthy living.

SHRINERS HOSPITAL VISITS

During his time in St. Louis, McLeod became heavily involved with the Shriners Hospital for Children and hosted an annual event called Halloween Huddle. McLeod spent time with hospital patients playing arcade games and riding go-karts.

BIRDSEED

McLeod is the son of Kimberly Holloman and Rodney McLeod. He has five younger siblings and an English bulldog named Caesar.

McLeod graduated from Virginia with a degree in sociology.

"WELCOME TO THE NFL" MOMENT

McLeod says that his 'Welcome to the NFL' moment occurred as a rookie against the Arizona Cardinals. "We ran gunner motion when I was on punt coverage and their safety, Rashad Johnson, started into the box, peeled back and perfectly timed a hit on me. He squared me up good, but I didn't fall down. I remember thinking, 'This is a grown man's league.'"

HIGH SCHOOL STANDOUT

McLeod played defensive back, wide receiver and kick returner in high school at DeMatha Catholic, where he earned second-team all-state and first-team all-conference honors as a senior defensive back in 2007 after intercepting three passes. McLeod also hauled in 24 receptions for 52 yards (21.7 avg.) and 8 TDs while returning 3 kickoffs for scores.

As a junior in 2006, McLeod helped lead DeMatha to its fourth-straight conference title, recording 2 INTs and earning second-team all-conference recognition. On offense, McLeod snagged 20 passes for 400 yards (20.0 avg.) and 7 TDs.

McLeod was also a member of DeMatha's 400-meter relay team.



@Rodney_McLeod4



@rodmcleod4



2017 GAME-BY-GAME STATISTICS												
Date	Opp	GP/S	Tot	Solo	Sk	Int	PD	FF	FR	Snaps	Pct	
Sep 10	at Was	W 1/1	4	2	0.0	0	0	0	0	63	100%	
Sep 17	at KC	L 1/1	2	2	0.0	0	0	0	0	12	23%	
Sep 24	NYG	W 0/0	INACTIVE (HAMSTRING)									
Oct 1	at LAC	W 1/1	2	1	0.0	0	1	0	0	57	100%	
Oct 8	Ari	W 1/1	4	3	0.0	0	1	1	0	60	100%	
Oct 12	at Car	W 1/1	6	4	0.0	0	3	0	0	81	99%	
Oct 23	Was	W 1/1	5	3	0.0	0	2	0	0	64	100%	
Oct 29	SF	W 1/1	5	4	0.0	1	1	0	0	66	100%	
Nov 5	Den	W 1/1	5	2	0.0	1	1	0	0	63	98%	
Nov 19	at Dal	W 1/1	7	5	0.0	1	1	0	0	60	95%	
Nov 26	Chi	W 1/1	1	1	0.0	0	0	0	0	55	100%	
Dec 3	at Sea	L 1/1	7	5	0.0	0	0	0	0	60	97%	
Dec 10	at LAR	W 1/1	7	7	0.0	0	0	0	1	48	100%	
Dec 17	at NYG	W 1/1	13	8	0.0	0	1	0	0	88	100%	
Dec 25	Oak											
Dec 31	Dal											
Totals		13/13	68	47	0.0	3	11	1	1	777	87%	

2016 GAME-BY-GAME STATISTICS												
Date	Opp	GP/S	Tot	Solo	Sk	Int	PD	FF	FR	Snaps	Pct	
Sep 11	Cle	W 1/1	3	3	0.0	1	0	0	0	50	96%	
Sep 19	at Chi	W 1/1	4	4	0.0	0	0	0	0	50	96%	
Sep 25	Pit	W 1/1	7	6	0.0	1	2	0	0	60	100%	
Oct 9	at Det	L 1/1	13	9	0.0	0	0	0	0	61	100%	
Oct 16	at Was	L 1/1	17	12	0.0	0	1	0	0	73	99%	
Oct 23	Min	W 1/1	11	5	1.0	1	1	1	0	75	99%	
Oct 30	at Dal	L 1/1	7	5	0.0	0	0	0	0	78	100%	
Nov 6	at NYG	L 1/1	3	2	0.0	0	2	0	0	64	100%	
Nov 13	Atl	W 1/1	6	3	0.0	0	1	0	0	50	100%	
Nov 20	at Sea	L 1/1	7	3	0.0	0	2	0	0	67	100%	
Nov 28	GB	L 1/1	9	4	0.0	0	0	0	0	71	100%	
Dec 4	at Cin	L 1/1	9	6	0.0	0	0	0	0	64	100%	
Dec 11	Was	L 1/1	7	5	0.0	0	0	0	0	48	100%	
Dec 18	at Bal	L 1/1	7	6	0.0	0	0	0	0	58	100%	
Dec 22	NYG	W 1/1	3	2	0.0	0	0	0	0	89	100%	
Jan 1	Dal	W 1/1	4	3	0.0	0	1	0	0	56	100%	
Totals		16/16	117	78	1.0	3	10	1	0	1014	99%	

Eagles safety Malcolm Jenkins on the way Rodney McLeod plays the game

“He plays with a lot of energy and flies around. He’s one of those safeties that I think Philadelphia will like. He has that attitude. He’s not afraid to stick his nose in the fan.”

TOUCHDOWNS		
Date	Opponent	TDs
10/25/15	vs. Cleveland Browns (W, 24-6)	20-yard FR

CAREER HIGHLIGHTS (Continued)

- Compiled a team-high 13 tackles (9 solo) at Det. (10/9/16), marking the 2nd-highest single-game total of his career
- Intercepted Browns QB **Robert Griffin III** in his Eagles debut vs. Cle. (9/11/16)

2015 - ST. LOUIS RAMS (16/16)

- Posted his first-career 100+ tackle campaign (106). Also recorded a career-high 3 FFs and a fumble recovery TD, while adding 5 PDs and 1 INT
- Totaled 12 tackles (6 solo) at Bal. (11/22/15). Forced a fumble in the first quarter when he stripped Ravens WR **Jeremy Butler** on third down and picked off QB **Joe Flacco** in the second quarter
- Scored the first TD of his career when he picked up a loose ball vs. Cle. (10/25/15) and returned it 20 yards for a score

2014 - ST. LOUIS RAMS (16/16)

- Registered 5 PDs, 2 INTs, 2 FFs and 2 FRs

CAREER HIGHS		
Total Tackles	17	10/16/16 at Was.
Solo Tackles	12	10/16/16 at Was.
Sacks	1.0	10/23/16 vs. Min.
INTs	1	11x, last: 11/19/17 at Dal.
PDs	3	10/12/17 at Car.
FFs	1	9x, last: 10/8/17 vs. Ari.
FRs	1	5x, last: 10/25/15 vs. Cle.



DE STEVEN MEANS 51



6-3 | 263  **3rd Year**
BORN: Sept. 16, 1990 (Age 26)



**Buffalo,
New York**

**Grover
Cleveland
High School**



Buffalo

D5-13 (147th overall)

by Tampa Bay

Acquired: PS-Hou-15

THREE STEP DROP

**First job: Burger flipper at
McDonald's**

**Bucket list: Create jobs for his
family by establishing an
enterprise**

**Moment he was left starstruck:
Getting a head nod from Marshawn
Lynch during pregame warmups as
a rookie with Tampa Bay**

**Favorite meal: Cereal - Frosted
Flakes and Cinnamon Toast Crunch**

Favorite movie: *God's Not Dead*

**Favorite TV shows:
*The Walking Dead, The Wire***

**Favorite Halloween costume: Dressed
up as a cheerleader in college**

**Three favorite throwback jerseys:
Michael Jordan, Chicago Bulls;
Barry Sanders, Detroit Lions;
Lawrence Taylor, New
York Giants**



Originally a 5th-round draft choice of the Tampa Bay Buccaneers in 2013, **Steven Means** was signed by the Eagles off of the Texans practice squad following Week 13 of the 2015 season. Means has played in 19 career games, including eight contests with Philadelphia. A native of Buffalo, NY, Means was a four-year letterman at the University at Buffalo, where he finished his career ranked 4th in school history with 18.5 sacks.

MOST SACKS

UNIVERSITY OF BUFFALO HISTORY

Khalil Mack (2010-13)	28.5
Vince Canosa (1992-95)	24.0
Rich Dadabo (1989-92)	24.0
Trevor Scott (2004-07)	19.0
Steven Means (2009-12)	18.5

CAREER HIGHLIGHTS

2016 - PHILADELPHIA EAGLES (8/0)

- Blocked his first-career punt with under two minutes remaining vs. Dal. (1/1/17). It was recovered by the Eagles inside the 10-yard line and led to a rushing TD three plays later
- Logged his first-career sack and forced fumble in a win vs. Min. (10/24/16)

2013- TAMPA BAY BUCCANEERS (10/0)

- Played in a career-high 10 games with the Buccaneers during his rookie campaign in 2013. Logged 5 tackles (3 solo) in 77 defensive snaps

COLLEGE HIGHLIGHTS

- Appeared in 48 games (42 starts) at Buffalo, posting 185 tackles, 29.5 TFL, 18.5 sacks, 3 FFs, 3 FRs and 2 INTs, while also blocking 5 kicks



MEANS' CAREER STATISTICS

Year	Team	GP/S	TACKLES					PASS DEFENSE						FUMBLES			DEF SNAPS		
			Total	Solo	Asst	TFL	Sacks	Int	Yds	Lg	TD	PD	QBP/H	FF	FR	Yds	No	Pct	
2013	Tampa Bay	10/0	5	3	2	0.0	0.0	0	0	--	0	0	0	0	0	0	0	77	12%
2014	Tampa Bay	1/0	1	1	0	0.0	0.0	0	0	--	0	0	0	0	0	0	0	4	6%
	Baltimore	0/0	0	0	0	0.0	0.0	0	0	--	0	0	0	0	0	0	0	0	0%
	<i>Totals</i>	<i>1/0</i>	<i>1</i>	<i>1</i>	<i>0</i>	<i>0.0</i>	<i>0.0</i>	<i>0</i>	<i>0</i>	<i>--</i>	<i>0</i>	<i>0</i>	<i>0</i>	<i>0</i>	<i>0</i>	<i>0</i>	<i>0</i>	<i>---</i>	<i>---</i>
2015	Philadelphia	0/0	0	0	0	0.0	0.0	0	0	--	0	0	0	0	0	0	0	---	---
2016	Philadelphia	8/0	4	3	1	0.0	1.0	0	0	--	0	0	0	1	0	0	36	4%	
2017	Philadelphia	5/0	0	0	0	0.0	0.0	0	0	--	0	0	0	0	0	0	14	2%	
Totals		24/0	10	7	3	0.0	1.0	0	0	--	0	0	0	1	0	0	---	---	

PLAYOFFS

2014	Baltimore	0/0	0	0	0	0.0	0.0	0	0	--	0	0	0	0	0	0	0	0	0%
Totals		0/0	0	0	0	0.0	0.0	0	0	--	0	0	0	0	0	0	0	0	0%

ADDITIONAL CAREER STATISTICS

Blocked punt: (1) - 1/1/17 vs. Dallas

CAREER HIGHS

Total Tackles	2	2x, last: 12/11/16 vs. Was.
Solo Tackles	1	7x, last: 12/11/16 vs. Was.
Sacks	1.0	10/23/16 vs. Min.
FFs	1	10/23/16 vs. Min.

COLLEGE HIGHLIGHTS (Continued)

- Finished his career ranked 4th in Buffalo annals in sacks with 18.5 and tied for 10th in tackles for loss with 29.5
- As a senior in 2012, earned All-MAC second-team honors after posting career highs in tackles (77), tackles for loss (11) and sacks (6.5)
- Notched 33 tackles and 2.5 sacks as a junior in 2011. Also returned an interception for a touchdown



MEANS vs. PETERS

According to Means, the best player he has ever lined up against is current teammate and Eagles LT Jason Peters. In fact, Peters was part of his "Welcome to the NFL" moment. As a rookie for the Buccaneers in 2013, Means' performance in a Week 4 matchup against the Cardinals led to increased snaps the following game. It just so happened that the next contest would be against the Eagles and the offensive line anchor, Peters.

"I just remember this one play where Jason literally lifted me up in the air and slammed me to the ground. It didn't stop there. He rested his hands on my chest and made sure that my back remained on the grass until the play was over. I was in total shock at the time and just kept thinking that you have to come ready to play on every single down at this level."

STUDENT OF THE GAME

Means enjoyed watching some of the game's elite pass rushers, including Bruce Smith, Michael Strahan and Lawrence Taylor. He currently follows the careers of J.J. Watt, Pernell McPhee, Elvis Dumervil, Cliff Avril and college teammate Khalil Mack. Growing up, Means was a huge fan of his hometown team the Buffalo Bills and QB Doug Flutie.

BIRDSEED

Means, who earned his degree in sociology at the University of Buffalo, is the son of Gwen and Steven Means Sr. He has two younger brothers, Brandon and Cameron.

Means was a two-time All-Western New York selection at Grover Cleveland HS, where he notched 108 tackles, 20.0 sacks, 5 FFs and 1 INT as a senior in 2007, leading his team to an appearance in the Western New York Harvard Cup.

STANDING OUT

Means' most memorable college moment took place in a game against Miami (OH) when he found that an NFL rep was in attendance to scout him. It was the first time that he realized his NFL dream could come to fruition.



2017 GAME-BY-GAME STATISTICS

Date	Opp	GP/S	Tot	Solo	Sk	Q	PD	FF	FR	Snaps	Pct	
9/10	at Was	W	0/0	INACTIVE								
9/17	at KC	L	0/0	INACTIVE								
9/24	NYG	W	0/0	INACTIVE								
10/1	at LAC	W	1/0	0	0	0.0	0	0	0	4	7%	
10/8	Ari	W	1/0	0	0	0.0	0	0	0	3	5%	
10/12	at Car	W	1/0	0	0	0.0	0	0	0	1	1%	
10/23	Was	W	0/0	INACTIVE								
10/29	SF	W	0/0	INACTIVE								
11/5	Den	W	0/0	INACTIVE								
11/19	at Dal	W	0/0	INACTIVE								
11/26	Chi	W	1/0	0	0	0.0	0	0	0	6	11%	
12/3	at Sea	L	0/0	INACTIVE								
12/10	at LAR	W	1/0	0	0	0.0	0	0	0	0	0%	
12/17	at NYG	W	0/0	INACTIVE								
12/25	Oak											
12/31	Dal											
Totals			5/0	0	0	0.0	--	0	0	0	14	2%

2016 GAME-BY-GAME STATISTICS

Date	Opp	GP/S	Tot	Solo	Sk	Hur	PD	FF	FR	Snaps	Pct	
Sep 11	Cle	W	1/0	0	0	0.0	0	0	0	0	0%	
Sep 19	at Chi	W	1/0	0	0	0.0	0	0	0	7	13%	
Sep 25	Pit	W	1/0	1	1	0.0	0	0	0	6	10%	
Oct 9	at Det	L	0/0	INACTIVE								
Oct 16	at Was	L	0/0	INACTIVE								
Oct 23	Min	W	1/0	1	1	1.0	0	0	1	5	7%	
Oct 30	at Dal	L	1/0	0	0	0.0	0	0	0	2	3%	
Nov 6	at NYG	L	1/0	0	0	0.0	0	0	0	0	0%	
Nov 13	Atl	W	0/0	INACTIVE								
Nov 20	at Sea	L	0/0	INACTIVE								
Nov 28	GB	L	0/0	INACTIVE								
Dec 4	at Cin	L	0/0	INACTIVE								
Dec 11	Was	L	1/0	2	1	0.0	0	0	0	11	23%	
Dec 18	at Bal	L	0/0	INACTIVE								
Dec 22	NYG	W	0/0	INACTIVE								
Jan 1	Dal	W	1/0	0	0	0.0	0	0	0	5	9%	
Totals			8/0	4	3	1.0	0	0	1	0	36	4%



COLLEGE HIGHLIGHTS (Continued)

- Collared 50 tackles, a team-leading 4.5 sacks and 2 FFs as a redshirt sophomore in 2010
- Led the Bulls in sacks (five) as a redshirt freshman in 2009, earning first-team All-Freshman honors from *Phil Steele*

TRANSACTIONS

- 2013** Drafted by TB in 5th round (147th overall)
Signed 4-year contract
- 9/9/14** Waived by TB
- 10/7/14** Signed by BAL to practice squad
- 12/23/14** Signed by BAL to active roster
- 3/9/15** Re-signed by BAL
- 9/2/15** Waived by BAL
- 10/21/15** Signed by HOU to practice squad
- 12/8/15** Signed by PHI from HOU practice squad
- 8/30/17** Signed by PHI to 1-year contract extension

2015 GAME-BY-GAME STATISTICS (HOU & PHI)

Date	Opp	GP/S	Tot	Solo	Sk	Hur	PD	FF	FR	Snaps	Pct	
SIGNED TO TEXANS PRACTICE SQUAD (10/21/15)												
SIGNED TO EAGLES 53-MAN ROSTER (12/8/15)												
Dec 13	Buf	W	0/0	INACTIVE								
Dec 20	Ari	L	0/0	INACTIVE								
Dec 26	Was	L	0/0	INACTIVE								
Jan 3	at NYG	W	0/0	INACTIVE								
Totals			0/0	0	0	0.0	0	0	0	0	---	---

2014 GAME-BY-GAME STATISTICS (TB & BAL)

Date	Opp	GP/S	Tot	Solo	Sk	Hur	PD	FF	FR	Snaps	Pct	
Sep 7	Car	L	1/0	1	1	0.0	0	0	0	4	6%	
WAIVED BY BUCCANEERS (9/9/14)												
SIGNED TO RAVENS PRACTICE SQUAD (10/7/14)												
SIGNED TO RAVENS 53-MAN ROSTER (12/23/14)												
Dec 28	Cle	W	0/0	INACTIVE								
Totals			1/0	1	1	0.0	0	0	0	0	---	---
PLAYOFFS												
Jan 3	at Pit	W	0/0	INACTIVE								
Jan 10	at NE	L	0/0	INACTIVE								
Totals			0/0	0	0	0.0	0	0	0	0	---	---

CB JALEN MILLS 31



6-0 | 191  **2nd Year**
BORN: April 6, 1994 (Age 23)



LSU

Louisiana State
D7a-16 (233rd overall)
by Philadelphia



An experienced defensive back who was a four-year starter at LSU, **Jalen Mills** was selected by the Eagles in the seventh round of the 2016 NFL Draft. The 2015 first-team All-America honoree finished his Tigers career with 216 tackles, eight tackles for loss, six interceptions and four sacks in 46 games (45 starts). Mills earned a starting job in his second NFL season and is currently tied for the team lead with 3 INTs.

2017 EAGLES LEADERS

PASSES DEFENSED

Jalen Mills	20
Patrick Robinson	19
Rasul Douglas	14

TOTAL TACKLES

Malcolm Jenkins	107
Jalen Mills	78
Nigel Bradham	76

INTERCEPTIONS

Jalen Mills	3
2 Other Players	3

THREE STEP DROP

First job: Sold a local newspaper door-to-door when he was 14

Bucket list: Go on a safari, scuba dive with sharks, travel to Australia, Dubai and Paris

Desired talent: Be a genius. "I would want to be the next Albert Einstein."

Player he models his game after: Cardinals S Tyrann Mathieu

First jersey: Allen Iverson, Philadelphia 76ers (black jersey)

Favorite athletes growing up: Allen Iverson, Tracy McGrady, Roy Jones Jr.

Favorite athletes to watch now: LeBron James, Derrick Rose, Usain Bolt, Serena Williams

Favorite movies: *Belly*, *Finding Nemo*, *Paid in Full*, *Scarface*

Favorite book: *The One Year Uncommon Life Daily Challenge* by Tony Dungy

Favorite music: Future, Kodak Black, Lil Uzi Vert, Young Thug

Favorite meal: Shrimp and rice

CAREER HIGHLIGHTS

- Earned **NFC Defensive Player of the Week** following the team's Week 8 win over the San Francisco 49ers (10/29/17). Became the first Eagle to win the award since 2007. Tallied 8 tackles and an INT return for a TD in the victory

2017 - PHILADELPHIA EAGLES (14/14)

- Leads the team in PDs (20) and is tied for the team lead with 3 INTs. Also ranks 2nd in tackles (78)
- Notched the first pick-six of his career when he intercepted 49ers QB **C.J. Beathard** with less than 2 minutes remaining in the first half vs. SF (10/29/17) and returned the pick 37 yards for a score
- Tallied his second INT of the season in the team's Week 6 win at Car. (10/12/17) when he picked off Panthers QB **Cam Newton** deep in Eagles' territory late in the fourth quarter
- Recorded a single-game career-high 3 passes defensed vs. Ari. (10/8/17)
- Led the team with a career-high 12 tackles (11 solo) and added 2 PDs vs. NYG (9/24/17)



MILLS' CAREER STATISTICS

Year	Team	GP/S	TACKLES					PASS DEFENSE						FUMBLES			DEF SNAPS	
			Total	Solo	Asst	TFL	Sacks	Int	Yds	Lg	TD	PD	Hur	FF	FR	Yds	No	Pct
2016	Philadelphia	16/2	67	55	12	0	0.0	0	0	--	0	10	0	0	0	0	661	65%
2017	Philadelphia	14/14	78	64	14	1	0.0	3	53	37t	1	20	0	0	0	0	870	97%
Totals		30/16	145	119	26	1	0.0	3	53	37t	1	30	0	0	0	0	---	---

CAREER HIGHLIGHTS (Continued)

- Earned a starting job in his second season and recorded his first career INT in the season opener at Was. (9/10/17). With the Eagles clinging to a 2-point lead and the Redskins threatening to score in the fourth quarter, picked off a **Kirk Cousins** pass on the goaline to halt Washington's red zone drive. Also led the defense with career-high-tying 9 tackles (all solo) and 2 PDs

2016 - PHILADELPHIA EAGLES (16/2)

- As a rookie, tied for fourth on the Eagles defense with 10 passes defended and finished fifth on the team in total tackles (67)
- Registered a career-high nine tackles (six solo) in a win vs. NYG (12/22/16)
- Made the first start of his career at Was. (10/16/16) and recorded seven tackles (five solo) and a pass defended
- Tied for the team lead with a then-career-high eight tackles (seven solo) in a 34-3 win vs. Pit. (9/25/16)
- Played in the first game of his NFL career vs. Cle. (9/11) and recorded two tackles and a pass defended

COLLEGE HIGHLIGHTS

- Played in seven games as a senior in 2015 after breaking his ankle in the preseason. Was a first-team All-America selection by *CBS Sports* after finishing the season with 30 tackles, one sack and three pass breakups
- Started 12 games at safety and one at nickelback as a junior in 2014, and tallied 62 tackles, three tackles for loss, one interception and five pass breakups
- Picked up 67 tackles, three sacks and three interceptions over his 13 starts as a sophomore in 2013. His interception total tied for the team lead
- Earned 2012 Freshman first-team All-America honors after starting all 13 games at CB and finishing fourth on the team with 57 total tackles, while adding two interceptions and five pass breakups

FÚTBOL FAN

A big soccer fan to this day, Mills played left midfield and left forward in high school. He attended the COPA America Centenario games at Lincoln Financial Field in the 2016 offseason and says if he could play any other sport he would be a forward for the U.S. national team. His favorite soccer players are Cristiano Ronaldo and Lionel Messi.



2017 GAME-BY-GAME STATISTICS

Date	Opp	GP/S	Tot	Solo	Sk	Int	PD	FF	FR	Snaps	Pct	
Sep 10	at Was	W	1/1	9	9	0.0	1	2	0	0	63	100%
Sep 17	at KC	L	1/1	2	2	0.0	0	0	0	0	53	100%
Sep 24	NYG	W	1/1	12	11	0.0	0	2	0	0	69	100%
Oct 1	at LAC	W	1/1	5	3	0.0	0	1	0	0	57	100%
Oct 8	Ari	W	1/1	6	5	0.0	0	3	0	0	58	97%
Oct 12	at Car	W	1/1	5	3	0.0	1	1	0	0	81	99%
Oct 23	Was	W	1/1	6	6	0.0	0	0	0	0	64	100%
Oct 29	SF	W	1/1	8	5	0.0	1	2	0	0	61	92%
Nov 5	Den	W	1/1	4	3	0.0	0	2	0	0	64	100%
Nov 19	at Dal	W	1/1	8	7	0.0	0	3	0	0	63	100%
Nov 26	Chi	W	1/1	2	2	0.0	0	1	0	0	44	80%
Dec 3	at Sea	L	1/1	7	5	0.0	0	1	0	0	60	97%
Dec 10	at LAR	W	1/1	0	0	0.0	0	0	0	0	48	100%
Dec 17	at NYG	W	1/1	4	3	0.0	0	2	0	0	85	97%
Dec 25	Oak											
Dec 31	Dal											
Totals			14/14	78	64	0.0	3	20	0	0	870	97%

CAREER HIGHS

Total Tackles	12	9/24/17 vs. NYG
Solo Tackles	11	9/24/17 vs. NYG
INTs	1	3x, last: 10/29/17 vs. SF
PDs	3	2x, last: 11/19/17 at Dal.

TOUCHDOWNS (1)

Date	Opponent	TDs
10/29/17	vs. San Francisco 49ers (W, 33-10)	37-yard INT

TRANSACTIONS

2016 Drafted by PHI in 7th round (233rd overall)
Signed 4-year contract

BIRDSEED

Mills is the son of Kisa Mills and has an older brother, Jaquan, and a dog, a Morkie named Baby.

Mills spent one season at DeSoto (TX) High School and helped lead his team to a 10-2 record as a senior, after transferring from Lancaster High School.


Mills began playing football when he was 12 as a defensive end for the Oak Cliff Titans. He moved to WR and QB before switching to the secondary as a junior in high school.

DT ELIJAH QUALLS 98



6-1 | 321 **Rookie**

BORN: Feb. 11, 1995 (Age 22)



**Petaluma,
California**
**Casa Grande
High School**

W

Washington
D6-17 (214th overall)
by Philadelphia



Elijah Qualls was selected by the Eagles in the 6th round (214th overall) of the 2017 NFL Draft. In 39 career games at the University of Washington, Qualls recorded 78 tackles (43 solo), 12.5 TFL and 7.5 sacks. The California native collected first-team All-Pac-12 honors following his senior season in 2016, when he posted a career-high 38 tackles (18 solo), including 5.0 TFL, along with 3.0 sacks.

COLLEGE HIGHLIGHTS

- Posted a career-high 38 tackles (18 solo), including 5.0 TFL, along with 3.0 sacks en route to first-team All-Pac-12 honors as a senior in 2016
- Played in 10 games (eight starts) as a junior in 2015. Produced 26 tackles (16 solo) and registered a career-high 4.5 sacks
- Saw action in all 14 games as a sophomore in 2013 and finished the season with 13 tackles (8 solo), including 2.0 TFL

TRANSACTIONS

2017 Drafted by PHI in 6th round (214th overall)
Signed 4-year contract

THREE STEP DROP

Hobbies: Playing video games, going to the beach, barbequing, having bonfires and hanging out with his dog, Storm

Desired talent: Acting. "I was a drama major and that's actually something that, hopefully, after a long, good football career, I want to get into acting or directing."

Surprisingly good at: Doing backflips

Best player he ever lined up against: USC quarterback Sam Darnold

Player he models his game after: Los Angeles Rams DT Aaron Donald

Favorite sports moment: Winning the Pac-12 Championship

Three favorite throwback jerseys: Michael Jordan, Chicago Bulls; Penny Hardaway, Orlando Magic; Kobe Bryant, Los Angeles Lakers

BIRDSEED

- Prepped at Casa Grande (CA) High School, where he played defensive tackle, center and running back
- As a senior, earned first-team All-Metro from the San Francisco Chronicle, first-team All-North Bay League on defense and second-team on offense. Rushed for 708 yards and 10 TDs on 106 carries and notched 83 tackles
- As a junior, earned Cal Hi Sports all-state and first-team all-league honors as both a running back and defensive lineman. Rushed for 1,139 yards and 13 TDs on 166 carries and posted 76 tackles on defense
- Also an outstanding high school wrestler, winning the league title and advancing to state as a junior

DT ELIJAH QUALLS 98



QUALLS' CAREER STATISTICS

			TACKLES					PASS DEFENSE						FUMBLES			DEF SNAPS	
Year	Team	GP/S	Total	Solo	Asst	TFL	Sacks	Int	Yds	Lg	TD	PD	QBP/H	FF	FR	Yds	No	Pct
2016	Philadelphia	5/0	1	0	1	0.0	0.0	0	0	--	0	0	5	0	0	0	67	7%
Totals		5/0	1	0	1	0.0	0.0	0	0	--	0	0	5	0	0	0	---	---

2017 GAME-BY-GAME STATISTICS

Date	Opp	GP/S	Tot	Solo	Sk	Q	PD	FF	FR	Snaps	Pct	
9/10	at Was	W 0/0	INACTIVE									
9/17	at KC	L 1/0	0	0	0.0	0	0	0	0	9	17%	
9/24	NYG	W 1/0	0	0	0.0	0	0	0	0	14	20%	
10/1	at LAC	W 1/0	0	0	0.0	1	0	0	0	13	23%	
10/8	Ari	W 1/0	1	0	0.0	1	0	0	0	14	23%	
10/12	at Car	W 0/0	INACTIVE									
10/23	Was	W 0/0	INACTIVE									
10/29	SF	W 0/0	INACTIVE									
11/5	Den	W 0/0	INACTIVE									
11/19	at Dal	W 0/0	INACTIVE									
11/26	Chi	W 1/0	0	0	0.0	1	0	0	0	17	31%	
12/3	at Sea	L 0/0	INACTIVE									
12/10	at LAR	W 0/0	INACTIVE									
12/17	at NYG	W 0/0	INACTIVE									
12/25	Oak											
12/31	Dal											
Totals			5/0	1	0	0.0	--	0	0	0	67	7%

CB PATRICK ROBINSON 21



5-11 | 191  **8th Year**
BORN: Sept. 7, 1987 (Age 30)



**Miami,
Florida**

**Gulliver
Preparatory
School**



Florida State
D1-10 (32nd overall)
by New Orleans
Acquired: FA 2017




Patrick Robinson signed with the Philadelphia Eagles on March 31, 2017, following stints with the Colts (2016), Chargers (2015) and Saints (2010-14). Originally selected by New Orleans with the 32nd-overall pick in the 2010 NFL Draft, Robinson has produced 295 tackles (247 solo), 78 PDs, 12 INTs, 3 FFs and 2.0 sacks in 95 career regular-season games (57 starts).


99+ YARD INT-TDs NFL PLAYERS SINCE 2012



**AQIB
TALIB**
103 YARDS
9/17/17 vs. DAL



**GREG
TOLER**
102 YARDS
12/16/12 vs. DET



**XAVIER
RHODES**
100 YARDS
11/20/16 vs. ARI



**SEAN
SMITH**
100 YARDS
11/3/13 AT BUF



**MALCOLM
JENKINS**
99 YARDS
12/6/15 AT NE



**JANORIS
JENKINS**
99 YARDS
11/23/14 AT SD



**PATRICK
ROBINSON**
99 YARDS
11/5/12 vs. PHI

2017 EAGLES LEADERS

PASSES DEFENSED

Jalen Mills	20
Patrick Robinson	19
Rasul Douglas	14

INTERCEPTIONS

Patrick Robinson	3
Jalen Mills	3
Rodney McLeod	3

THREE STEP DROP

Hobbies: Reading and watching movies
Favorite movies: Friday, New Jack City, Aladdin, Money Talks
Favorite food: Chicken tenders
Favorite vacation spot: Florida Keys
Favorite sports team: Miami Heat
If he could have dinner with anyone, it would be: Will Smith

CAREER HIGHLIGHTS

2017 - PHILADELPHIA EAGLES (14/8)

- Notched his first sack since 2012 when he dropped Rams QB **Jared Goff** at LAR (12/10/17)
- Picked off his third pass of the year when he snagged a throw by Broncos QB **Brock Osweiler** in the first quarter vs. Den. (11/5/17). Three plays later, the Eagles scored a TD to go up 17-3
- Intercepted his second pass of the season early in the second half at Car. (10/12/17). Alertly snagged a ball that went in and out of the hands of RB **Jonathan Stewart** to set the Eagles' offense up at the Carolina 17. Two plays later, the Eagles scored a TD to take an 18-10 lead

CB PATRICK ROBINSON 21



ROBINSON'S CAREER STATISTICS

Year	Team	GP/S	TACKLES					PASS DEFENSE						FUMBLES			DEF SNAPS		
			Total	Solo	Asst	TFL	Sacks	Int	Yds	Lg	TD	PD	Hur	FF	FR	Yds	No	Pct	
2010	New Orleans	11/4	25	23	2	1.0	0.0	0	0	--	0	2	0	0	0	0	0	N/A	N/A
2011	New Orleans	15/7	45	37	8	5.0	0.0	4	31	25	0	15	0	0	0	0	N/A	N/A	
2012	New Orleans	16/16	64	53	11	1.0	1.0	3	99	99t	1	18	1	1	0	0	1093	96%	
2013	New Orleans	2/0	2	1	1	0.0	0.0	0	0	--	0	0	0	0	0	0	22	2%	
2014	New Orleans	14/6	36	29	7	0.0	0.0	2	2	2	0	11	0	0	0	0	612	57%	
2015	San Diego	16/10	49	43	6	2.0	0.0	1	27	27	0	8	1	1	0	0	978	84%	
2016	Indianapolis	7/6	26	20	6	0.0	0.0	0	0	--	0	5	0	1	0	0	401	37%	
2017	Philadelphia	14/8	48	41	7	1.0	1.0	3	17	17	0	19	0	0	0	0	626	70%	
Totals		95/57	295	247	48	10.0	2.0	13	176	99t	1	78	2	3	0	0	---	---	

PLAYOFFS

2010	New Orleans	1/1	1	1	0	0.0	0.0	0	0	--	0	1	0	0	0	0	N/A	N/A
2011	New Orleans	2/1	5	5	0	0.0	0.0	0	0	--	0	1	0	0	0	0	N/A	N/A
Totals		3/2	6	6	0	0.0	0.0	0	0	--	0	2	0	0	0	0	---	---

ADDITIONAL CAREER STATISTICS

Special Teams Tackles: (10) - 2010 (4); 2011 (2); 2014 (4) **Postseason Special Teams Tackles:** (2) - 2011 (2)

Field Goal Block: (1) - 1 vs. Ari. (10/8/17)

CAREER HIGHS

Total Tackles	8	4x, last: 12/6/15 vs. Den.
Solo Tackles	8	10/10/10 at Ari.
Sacks	2.0	2x, last: 12/10/17 at LAR
INTs	1	13x, last: 11/5/17 vs. Den.
PDs	4	10/8/17 vs. Ari.
FFs	1	3x, last: 10/9/16 vs. Chi.

TOUCHDOWNS (1)

Date	Opponent	TDs
11/5/12	vs. Philadelphia Eagles (W, 28-13)	99-yard INT

CAREER HIGHLIGHTS (Continued)

- Logged a single-game career-high 4 passes defended vs. Ari. (10/8/17)
- Picked off his first pass as an Eagle when he snagged a deflected **Eli Manning** pass in Week 3 vs. NYG (9/24/17). His INT helped set up an Eagles TD that put Philadelphia up 14-0 in the 3rd quarter. Also logged a season-high 6 tackles and tied a career-high with 3 PDs

2016 - INDIANAPOLIS COLTS (7/6)

- Compiled 26 tackles (20 solo), 5 PDs and 1 FF

2015 - SAN DIEGO CHARGERS (16/10)

- Totaled 49 tackles (43 solo), 8 PDs, 1 INT and 1 FF

2014 - NEW ORLEANS SAINTS (14/6)

- Finished with 36 tackles (29 solo), 12 PDs and 2 INTs. Was named the team's recipient of the **Ed Block Courage Award**

2012 - NEW ORLEANS SAINTS (16/16)

- Recorded 64 tackles (53 solo), 18 PDs, 3 INTs and 1.0 sack
- Tallied his first-career sack vs. Was. (9/9/12), bringing down Redskins QB **Robert Griffin III** in the fourth quarter
- In a win vs. Philadelphia (11/5/12), put the Saints up 7-0 in the first quarter after intercepting Eagles QB **Mike Vick** for a 99-yard TD. Marked his first-career TD and matched a franchise record set by **Darren Sharper** on 10/4/09 vs. NYJ



BIRDSEED

Robinson attended South Miami (FL) High School and Gulliver Preparatory School in Miami, where he graduated as a four-star recruit and the No. 16-ranked cornerback in the nation according to *Rivals.com*.

Robinson was named first-team all-state as a senior and represented Team Florida in the CaliFlorida Bowl. He earned all-region honors as a junior after recording 32 receptions for 491 yards and 6 TDs on offense and 8 INTs on defense.

Robinson majored in social science at Florida State.

CB PATRICK ROBINSON 21



2017 GAME-BY-GAME STATISTICS

Date	Opp	GP/S	Tot	Solo	Sk	Int	PD	FF	FR	Snaps	Pct
Sep 10	at Was	W	1/0	4	4	0.0	0	0	0	52	83%
Sep 17	at KC	L	1/0	3	2	0.0	0	0	0	32	60%
Sep 24	NYG	W	1/1	6	6	0.0	1	3	0	61	88%
Oct 1	at LAC	W	1/0	4	4	0.0	0	2	0	32	56%
Oct 8	Ari	W	1/0	4	4	0.0	0	4	0	46	77%
Oct 12	at Car	W	1/1	5	4	0.0	1	2	0	80	98%
Oct 23	Was	W	1/1	2	1	0.0	0	0	0	46	72%
Oct 29	SF	W	1/1	2	2	0.0	0	1	0	18	27%
Nov 5	Den	W	1/1	2	1	0.0	1	2	0	51	80%
Nov 19	at Dal	W	1/1	4	3	0.0	0	1	0	43	68%
Nov 26	Chi	W	1/0	3	2	0.0	0	0	0	38	69%
Dec 3	at Sea	L	1/1	1	1	0.0	0	1	0	32	52%
Dec 10	at LAR	W	1/1	3	3	1.0	0	2	0	48	100%
Dec 17	at NYG	W	1/0	5	4	0.0	0	1	0	47	53%
Dec 25	Oak										
Dec 31	Dal										
Totals			14/8	48	41	1.0	3	19	0	626	70%

2016 GAME-BY-GAME STATISTICS (IIND)

Date	Opp	GP/S	Tot	Solo	Sk	Int	PD	FF	FR	Snaps	Pct
Sep 11	Det	L	1/1	5	5	0.0	0	1	0	31	48%
Sep 18	at Den	L	0/0	INACTIVE (CONCUSSION)							
Sep 25	SD	W	0/0	INACTIVE (CONCUSSION)							
Oct 2	at Jax	L	1/0	3	3	0.0	0	0	0	62	86%
Oct 9	Chi	W	1/1	6	4	0.0	0	0	1	47	71%
Oct 16	at Hou	L	0/0	INACTIVE (KNEE, HIP)							
Oct 23	at Ten	W	1/1	3	0	0.0	0	1	0	69	95%
Oct 30	KC	L	1/1	4	3	0.0	0	2	0	69	93%
Nov 6	at GB	W	1/1	2	2	0.0	0	0	0	69	100%
Nov 20	Ten	W	0/0	INACTIVE (GROIN)							
Nov 24	Pit	L	1/1	3	3	0.0	0	1	0	54	100%
Dec 5	at NYJ	W	0/0	INACTIVE (GROIN)							
Dec 11	Hou	L	0/0	INACTIVE (GROIN)							
PLACED ON INJURED RESERVE (GROIN) ON 12/13/16											
Totals			7/6	26	20	0.0	0	5	1	401	37%

2015 GAME-BY-GAME STATISTICS (SD)

Date	Opp	GP/S	Tot	Solo	Sk	Int	PD	FF	FR	Snaps	Pct
Sep 13	Det	W	1/0	3	2	0.0	1	1	1	35	75%
Sep 20	at Cin	L	1/0	1	1	0.0	0	0	0	29	44%
Sep 27	at Min	L	1/1	5	4	0.0	0	1	0	54	96%
Oct 4	Cle	W	1/1	2	2	0.0	0	1	0	68	96%
Oct 12	Pit	L	1/0	3	2	0.0	0	1	0	34	60%
Oct 18	at GB	L	1/1	1	1	0.0	0	0	0	40	76%
Oct 25	Oak	L	1/0	3	2	0.0	0	0	0	42	68%
Nov 1	at Bal	L	1/0	3	2	0.0	0	0	0	26	38%
Nov 9	Chi	L	1/1	2	2	0.0	0	0	0	22	31%
Nov 22	KC	L	1/1	5	5	0.0	0	0	0	45	71%
Nov 29	at Jax	W	1/1	4	4	0.0	0	2	0	56	79%
Dec 6	Den	L	1/0	8	7	0.0	0	1	0	66	96%
Dec 13	at KC	L	1/1	2	2	0.0	0	0	0	54	100%
Dec 20	Mia	W	1/1	5	5	0.0	0	0	0	56	98%
Dec 24	at Oak	L	1/1	0	0	0.0	0	0	0	53	76%
Jan 3	at Den	L	1/1	2	2	0.0	0	1	0	12	18%
Totals			16/10	49	43	0.0	1	8	1	978	84%

2014 GAME-BY-GAME STATISTICS (NO)

Date	Opp	GP/S	Tot	Solo	Sk	Int	PD	FF	FR	Snaps	Pct
Sep 7	at Atl	L	1/1	3	3	0.0	0	0	0	64	89%
Sep 14	at Cle	L	1/1	6	5	0.0	0	1	0	55	73%
Sep 21	Min	W	1/0	0	0	0.0	0	0	0	1	2%
Sep 28	at Dal	L	0/0	INACTIVE (HAMSTRING)							
Oct 5	TB	W	1/0	1	1	0.0	1	2	0	27	43%
Oct 19	at Det	L	0/0	INACTIVE (HAMSTRING)							
Oct 26	GB	W	1/0	2	2	0.0	0	0	0	43	63%
Oct 30	at Car	W	1/0	1	0	0.0	0	2	0	25	44%
Nov 9	SF	L	1/0	3	2	0.0	0	1	0	45	65%
Nov 16	Cin	L	1/0	1	1	0.0	0	0	0	51	84%
Nov 24	Bal	L	1/1	5	4	0.0	0	1	0	56	95%
Nov 30	at Pit	W	1/1	5	4	0.0	0	3	0	87	98%
Dec 7	Car	L	1/1	5	4	0.0	0	0	0	71	96%
Dec 15	at Chi	W	1/0	0	0	0.0	1	1	0	16	27%
Dec 21	Atl	L	1/1	3	2	0.0	0	0	0	49	75%
Dec 28	at TB	W	1/0	1	1	0.0	0	0	0	22	33%
Totals			14/6	36	29	0.0	2	11	0	612	57%

2013 GAME-BY-GAME STATISTICS (NO)

Date	Opp	GP/S	Tot	Solo	Sk	Int	PD	FF	FR	Snaps	Pct
Sep 8	Atl	W	1/0	2	1	0.0	0	0	0	18	32%
Sep 15	at TB	W	1/0	0	0	0.0	0	0	0	4	7%
PLACED ON INJURED RESERVE (KNEE) ON 9/18/13											
Totals			2/0	2	1	0.0	0	0	0	22	2%



G ISAAC SEUMALO 73




6-4 | 303  **2nd Year**
BORN: Oct. 29, 1993 (Age 23)

**Corvallis,
Oregon**

**Corvallis
High School**



Oregon State
D3-16 (79th overall)
by Philadelphia



A versatile offensive lineman out of Oregon State, **Isaac Seumalo** was drafted by the Eagles in the third round of the 2016 NFL Draft. Seumalo (pronounced Say-u-mah-low), was a key reserve for the Eagles in 2016 and made 4 starts at three different positions as a rookie. A standout at Corvallis (OR) HS, Seumalo was rated as the No. 2 offensive lineman in the nation by *SuperPrep*.

CAREER HIGHLIGHTS

- Proved to be a key reserve on the offensive line as a rookie in 2016, as he played in 9 games and started contests at three different positions (2 at RG, 1 at LG, 1 at RT)
- Made the first start of his career on *Monday Night Football* when he opened at RG vs. GB (11/28/16)

BIRDSEED

- Is the son of Karen and Joe Seumalo. Has three brothers (Andrew, Levi and Noah) and a sister (Jessi)
- Prepped at Corvallis (OR) High School, where he was named 5A First-Team All-State as an offensive and defensive lineman in both his junior and senior seasons. Was also an Under Armour and ESPN All-American

THREE STEP DROP

Favorite sports moment: Hawaii's 2008 Sugar Bowl season

If he could play another sport: Ping pong

First job: Delivering newspapers in his neighborhood. He had to wake up at 3 a.m. to start his route

Favorite meal: Hawaiian food

Favorite TV show: *It's Always Sunny in Philadelphia*

COLLEGE HIGHLIGHTS

- Made 37 career starts at Oregon State, opening contests at every position on the offensive line except for left guard
- Sat out the 2014 season while recovering from a foot injury, but returned to the field as a redshirt junior in 2015 and went on to start all 12 games for the Beavers (nine at RG, three at LT). Prior to the season, was named to the Outland Trophy and Rotary Lombardi Award watch lists and finished the year with All-Pac-12 Honorable Mention and Pac-12 All-Academic First team honors
- Started 10 games at center and two games at RT as a sophomore in 2013, earning Pac-12 All-Conference Second Team honors, while also being named to the Capital One Academic All-District team and the Pac-12 All-Academic First Team
- In 2012, became the first freshman starting center for Oregon State since Roger Levasa in 1978. Was just one of two true freshmen in the country to start their team's season opener at center. Earned All-Pac-12 honorable mention and was named Freshman All-America by *Phil Steele* and *CBSSports.com*

G ISAAC SEUMALO 73



FOOTBALL IS FAMILY

Isaac's father, Joe, played college football at Hawaii and is currently the defensive line coach at San Jose State. Prior to coaching, Joe played professionally in NFL Europe and the Canadian Football League.

Joe Seumalo and Eagles head coach Doug Pederson were teammates in 1995 with the Rhein Fire.

Isaac's brother, Andrew, is a GA at the University of Nebraska and played DT for OSU from 2009-2012. Isaac and Andrew teamed up for one season when Isaac was a freshman and Andrew was a senior.

Isaac's sister, Jessi, played volleyball for the Beavers and is currently a football recruiting GA at her alma mater.

TRANSACTIONS

2016 Drafted by PHI in 3rd round (79th overall)
Signed 4-year contract

SEUMALO'S CAREER SERVICE							
			STARTS			OFF SNAPS	
Year	Team	GP/S	LG	RG	RT	No	Pct
2016	Philadelphia	9/4	1	2	1	335	30%
2017	Philadelphia	12/2	2	0	0	244	24%
Totals		21/6	3	2	1	---	---

RB WENDELL SMALLWOOD 28



5-10 | 208 2nd Year
BORN: Jan. 20, 1994 (Age 23)

Elkton, Maryland
Eastern Christian Academy



West Virginia
D5a-16 (153rd overall)
by Philadelphia

THREE STEP DROP

First job: Counselor at the YMCA

Favorite TV show: *Martin*

Favorite quote: "Do you not know that in a race all the runners run, but only one gets the prize? Run in such a way as to get the prize." - Corinthians 9:24

If he could play another sport, what position: Shooting guard, Philadelphia 76ers

Player he models his game after: Marshall Faulk

Three favorite throwback jerseys: Brian Westbrook, Philadelphia Eagles; Michael Vick, Atlanta Falcons; Michael Jordan, North Carolina

RUSHING LEADERS

WEST VIRGINIA SINGLE-SEASON HISTORY

1,744	Steve Slaton (2006)
1,710	Avon Cobourne (2002)
1,589	Amos Zereoue (1997)
1,519	W. Smallwood (2015)



A native of nearby Wilmington, DE, and a fan of the Eagles during his childhood, **Wendell Smallwood** (pronounced wen-DELL) joined his hometown team after being selected in the 5th round of the 2016 NFL Draft. In 2015, Smallwood earned All-Big 12 second-team honors after setting career highs with 1,519 yards and 12 TDs on 238 carries (6.4 avg.) at West Virginia.

300+ RUSHING YDS & 250+ KICK RETURN YDS

ALL-TIME EAGLES ROOKIES



WENDELL SMALLWOOD
2016



JAMES MCALISTER
1975



TED DEAN
1960



KEN KELLER
1956



STEVE VAN BUREN
1944

CAREER HIGHLIGHTS

2017 - PHILADELPHIA EAGLES (7/3)

- Rushed for 34 yards in the win at LAC (10/1/17), including his 2nd career rushing TD. Also added career highs in receptions (tied, 4) and receiving yards (45)
- Paced the Eagles' rushing attack with 71 yards on 12 attempts (5.9 avg.) vs. NYG (9/24/17). His 71 yards were the 2nd-highest single-game total of his career (79 yards on 9/25/16 vs. Pit.)

2016 - PHILADELPHIA EAGLES (13/3)

- Became the first Eagle to record 300+ rushing yards and 250+ kick return yards since **Correll Buckhalter** in 2007. Joined **James McAlister** (1975), **Ted Dean** (1960), **Ken Keller** (1956) and **Steve Van Buren** (1944) as the only Eagles rookies to accomplish the feat

RB WENDELL SMALLWOOD 28



SMALLWOOD'S CAREER STATISTICS

Year	Team	GP/S	RUSHING					RECEIVING					TYS	OFF SNAPS		KICK RETURNS				
			Att	Yds	Avg	Lg	TD	No	Yds	Avg	Lg	TD		No	Pct	No	Yds	Avg	Lg	TD
2016	Philadelphia	13/3	77	312	4.1	19	1	6	55	9.2	18	0	367	164	16%	9	261	29.0	86t	1
2017	Philadelphia	7/3	43	168	3.9	26	1	10	79	7.9	24	0	247	150	15%	4	93	23.3	28	0
Totals		20/6	120	480	4.0	26	2	16	134	8.4	24	0	614	---	---	13	354	27.2	86t	1

ADDITIONAL CAREER STATISTICS

Fumbles/Lost: 1/1 - 2016 (1/1) **Special Teams Tackles:** 2 - 2016 (2)

2017 GAME-BY-GAME STATISTICS

Date	Opp	GP/S	RUSHING					RECEIVING					TYS	SNAPS		KICK RETURNS					
			Att	Yds	Avg	Lg	TD	No	Yds	Avg	Lg	TD		No	Pct	No	Yds	Avg	Lg	TD	
Sep 10	at Was	W	1/0	4	4	1.0	3	0	1	5	5.0	5	0	9	15	22%	0	0	---	--	0
Sep 17	at KC	L	1/1	3	4	1.3	8	0	1	-3	-3.0	-3	0	1	14	19%	2	55	27.5	28	0
Sep 24	NYG	W	1/0	12	71	5.9	20	0	1	9	9.0	9	0	80	43	57%	2	38	19.0	23	0
Oct 1	at LAC	W	1/1	10	34	3.4	11	1	4	45	11.3	24	0	79	35	44%	0	0	---	--	0
Oct 8	Ari	W	0/0	INACTIVE (KNEE)																	
Oct 12	at Car	W	0/0	INACTIVE (KNEE)																	
Oct 23	Was	W	1/0	8	25	3.1	9	0	2	14	7.0	8	0	39	24	37%	0	0	---	--	0
Oct 29	SF	W	1/0	1	5	5.0	5	0	1	9	9.0	9	0	14	13	19%	0	0	---	--	0
Nov 5	Den	W	1/0	5	25	5.0	26	0	0	0	---	--	0	25	6	9%	0	0	---	--	0
Nov 19	at Dal	W	0/0	INACTIVE																	
Nov 26	Chi	W	0/0	INACTIVE																	
Dec 3	at Sea	L	0/0	INACTIVE																	
Dec 10	at LAR	W	0/0	INACTIVE																	
Dec 17	at NYG	W	0/0	INACTIVE																	
Dec 25	Oak																				
Dec 31	Dal																				
Totals			7/3	43	168	3.9	26	1	10	79	7.9	24	0	247	150	15%	4	93	23.3	28	0



CAREER HIGHLIGHTS (Continued)

- Registered his first-career kickoff return TD (86 yards) at Was. (10/16/16), becoming the first Eagles rookie RB to post a kickoff return TD since Derrick Witherspoon in 1995
- Smallwood and **Josh Huff** (98-yard TD vs. Min. on 10/23/16) became the first duo in Eagles history and NFL's fifth since 1970 to produce kickoff return TDs in consecutive weeks
- Rushed for a career-high 79 yards on 17 carries (4.6 avg.) and recorded the first TD of his NFL career. His 79 rushing yards were the most by an Eagles rookie since **Bryce Brown** on 12/2/12 at Dal. (169 yards)

COLLEGE HIGHLIGHTS

- Appeared in 38 games (22 starts) and finished his three-year college career with 425 carries for 2,462 yards (5.8 avg.) and 12 TDs. Ended his West Virginia career ranked 9th all-time on the school's rushing list
- Compiled 68 career receptions for 618 yards (9.1 avg.), finishing 5th all-time among RBs in school history in both receptions and receiving yards


CAREER HIGHS

Rush Attempts	17	9/25/16 vs. Pit.
Rushing Yards	79	9/25/16 vs. Pit.
Rushing Long	20	9/24/17 vs. NYG
Rushing TDs	1	2x, last: 10/1/17 at LAC
Receptions	4	2x, last: 10/1/17 at LAC
Receiving Yards	45	10/1/17 at LAC
Receiving Long	24	10/1/17 at LAC
Receiving TDs	--	---
Kick Returns	2	4x, last: 9/24/17 vs. NYG
Kick Return Yards	86	10/16/16 at Was.
Kick Return Long	86t	10/16/16 at Was.

WR TORREY SMITH 82



6-0 | 205  **7th Year**
BORN: Jan. 26, 1989 (Age 28)

Falmouth, Virginia 
Stafford High School



Maryland
D2-11 (58th overall)
by Baltimore
Acquired: FA 2017



Torrey Smith was signed by the Philadelphia Eagles to a three-year contract on March 10, 2017, following a two-year stint with the San Francisco 49ers. Originally selected by the Ravens in the 2nd round (58th overall) of the 2011 NFL Draft, Smith was a member of Baltimore's Super Bowl XLVII-winning team. The seventh-year wideout has totaled 299 catches for 4,929 yards (16.5 avg.) and 39 TDs in 105 career games, while posting 414 yards and 4 TDs on 20 receptions (20.7 avg.) in eight career postseason contests.

YARDS PER RECEPTION SINCE 2011 (MIN. 200 RECEPTIONS)



DESEAN JACKSON
16.9



VINCENT JACKSON
16.6



TORREY SMITH
16.4

THREE STEP DROP

First job: Cashier at Walmart

Bucket list: Go fishing in Alaska

Desired talent: Ability to sing R&B

Surprisingly good at: Debating

If he could play another sport:

"Basketball. I'd play point guard with wherever LeBron James is."

Best players he's lined up against:

Champ Bailey and Darrelle Revis

Favorite players: Randy Moss, Michael Vick

Moment left star struck: "It was weird because when I was in college Ray Lewis' brother played on my team. The first time I saw him, I was like, 'Man, this is Ray Lewis at our school!' And then I ended up playing with him."

Favorite movie: *Forrest Gump*

Favorite TV show: Anything on HGTV.

"That's my network now! I've been all over it."

Favorite meal: Fried chicken and macaroni and cheese

First jersey: Allen Iverson

CAREER HIGHLIGHTS

- A member of Baltimore's Super Bowl XLVII-winning team that defeated San Francisco, 34-31, in New Orleans on 2/3/13. Caught 11 passes for 233 yards (21.2 avg.) and 2 TDs during the Ravens' playoff run
- His 20.70 receiving average in the postseason ranks 6th in NFL history, trailing only **Alvin Harper** (27.29, 1991-99), **Willie Gault** (23.67, 1983-93), **Harold Jackson** (22.83, 1968-83), **Vernon Davis** (22.22) and **Charlie Brown** (20.74, 1982-87) (min. 20 receptions)
- Since 2011, ranks 3rd in the NFL in yards per reception (16.4), trailing only **DeSean Jackson** (16.9) and **Vincent Jackson** (16.6) (min. 200 receptions)

2017 - PHILADELPHIA EAGLES (14/12)

- Caught 6 passes for a season-high 100 yards (16.7 avg.) in the 43-35 win at LAR (12/10/17), marking his first 100+ yard game since 9/20/15 at Pit. with SF (120 yards)



TORREY SMITH FAMILY FUND

The Torrey Smith Family Fund is a nonprofit that aims to provide youth with the tools they need to identify, unleash and reach their full potential.

Please visit TorreySmith.org for more information on his work in the community.

- In March 2017, Smith held his Sixth Annual Charity Basketball Game. All proceeds benefit the Torrey Smith Family Fund. The Smith family has been working in collaboration with established nonprofits and corporate partners to create important new programs in Baltimore.
- "Torrey's Back to School Program" is held each August with the purpose of ensuring that low-income elementary and middle school students have the basic items needed to begin the school year. Teachers also receive supplies they need to start the school year.
- In 2016, the Smiths began their mentoring programs geared towards high school boys in need of support and guidance with the launch of the L.E.V.E.L. (Leadership, Education, Vision, Effort, Love) Teen Summit. In total, thirty students participated in the overnight weekend Summit which included various workshops and presentations that focused on character building, decision making, leadership, and goal setting. Smith continues to meet with the youth on a monthly basis. The vision of the mentoring program is to introduce boys to positive male mentors, encourage students to pursue higher education and help them create a foundation for a successful future.
- During the 2016 offseason, Smith funded every school in East Baltimore to help give students the tools and opportunities they need to succeed. He appeared on the "Late Show with Stephen Colbert" to promote the effort.
- In partnership with Scholastic, and with the generosity of other corporations, the non-profit created reading rooms in five different Baltimore schools. The program enhances literacy by providing over 1200 age-appropriate books to the children in these schools. The rooms provide a vibrant and comfortable place for students to read or borrow a book.
- In honor of Torrey's late brother, Tevin Jones, the Torrey Smith Family Fund awards four annual college scholarships to high school seniors. Recipients of the scholarship are awarded \$5,000, distributed over four years

MAN OF THE YEAR

Smith has been selected as his team's Walter Payton NFL Man of the Year nominee three times (2016 with San Francisco; 2013-14 with Baltimore). Named after the late Hall of Fame running back of the Chicago Bears, the Walter Payton NFL Man of the Year Award is given annually to the player who best exemplifies a commitment to philanthropy and community involvement.

"I've been giving back since day one, even when my family was the one receiving help. I always felt like your time was just as important as your money. I know what a lot of these families are going through and what a lot of these kids are going through. I wanted to be that support system for them, and that's why it's important for me to give back."

MAKING A DIFFERENCE

Smith used his time and resources to help those affected by the contaminated water supply in Flint, MI, during the 2016 offseason. Despite having no ties to Michigan, Smith and former teammate, Justin Forsett, teamed with The United Way, who helped coordinate school visits along with the donation of bottled water to Loving Hands, which is an adult and senior care service.

BIRDSEED

Smith (born James Torrey Smith) and his wife, Chanel (who grew up in Conshohocken, PA, and attended Plymouth-Whitemarsh HS), have two sons: Torrey Jeremiah (T.J.) and Kameron James. Smith, the oldest of seven children in his family, graduated with a bachelor's degree in criminology and criminal justice from the University of Maryland in 2010. In 2017, Smith, along with his wife, earned their MBA from the University of Miami.

During his time at Stafford HS (Falmouth, VA), Smith played wide receiver, running back and cornerback and saw action as a kick returner. Smith also played basketball in high school.



WR TORREY SMITH 82



SMITH'S CAREER STATISTICS

Year	Team	GP/S	RECEIVING					OFF SNAPS	
			No	Yards	Avg	Lg	TD	No	Pct
2011	Baltimore	16/14	50	841	16.8	74t	7	NA	NA
2012	Baltimore	16/16	49	855	17.4	54	8	919	84%
2013	Baltimore	16/16	65	1128	17.4	74	4	1098	97%
2014	Baltimore	16/16	49	767	15.7	53	11	788	73%
2015	San Francisco	16/12	33	663	20.1	76t	4	772	76%
2016	San Francisco	12/12	20	267	13.4	53t	3	644	62%
2017	Philadelphia	14/12	35	425	12.1	59t	2	665	66%
Totals		106/98	301	4946	16.4	76t	39	---	---

PLAYOFFS

Year	Team	GP/S	No	Yards	Avg	Lg	TD	No	Pct
2011	Baltimore	2/1	4	91	22.8	42	1	NA	NA
2012	Baltimore	4/4	11	233	21.2	59t	2	272	96%
2014	Baltimore	2/2	5	90	18.0	35	1	100	75%
Totals		8/7	20	414	20.7	59t	4	---	---

ADDITIONAL CAREER STATISTICS

Rushing: 8-45, 5.6 avg. - 2017 (1-[-3]), 2012 (3-9); 2011 (4-39)

Kick Returns: 2-37, 18.5 avg. - 2016 (1-13); 2011 (1-24)

Punt Returns: 1-9, 9.0 avg. in 2017

Fumbles/Lost: 2/0 - 2013 (1/0); 2011 (1/0)

CAREER HIGHS

Receptions	7	2x, last: 9/15/13 vs. Cle.
Receiving Yards	166	9/29/13 at Buf.
Receiving Long	76t	10/18/15 vs. Bal.
Receiving TDs	3	9/25/11 at StL



2017 GAME-BY-GAME STATISTICS

Date	Opp	GP/S	Rec	Yds	Avg	Lg	TD	Snaps	Pct	
Sep 10	at Was	W	1/1	1	30	30.0	30	0	48	71%
Sep 17	at KC	L	1/1	4	66	16.5	24	0	62	86%
Sep 24	NYG	W	1/1	4	29	7.3	14	0	58	76%
Oct 1	at LAC	W	1/0	1	9	9.0	9	0	57	72%
Oct 8	Ari	W	1/1	3	70	23.3	59t	1	42	63%
Oct 12	at Car	W	1/1	1	6	6.0	6	0	35	56%
Oct 23	Was	W	1/1	0	0	---	--	0	41	63%
Oct 29	SF	W	1/1	0	0	---	--	0	32	46%
Nov 5	Den	W	1/1	1	11	11.0	11	0	31	45%
Nov 19	at Dal	W	1/1	3	28	9.3	11t	1	42	66%
Nov 26	Chi	W	1/0	4	30	7.5	11	0	41	53%
Dec 3	at Sea	L	1/1	5	29	5.8	11	0	58	77%
Dec 10	at LAR	W	1/1	6	100	16.7	46	0	67	74%
Dec 17	at NYG	W	1/1	2	17	8.5	10	0	51	75%
Dec 25	Oak									
Dec 31	Dal									
Totals			14/12	35	425	12.1	59t	2	665	66%

CAREER HIGHLIGHTS (Continued)

- Posted 3 receptions for 28 yards, including an 11-yard TD, in the 37-9 win at Dal. (11/19/17) on *Sunday Night Football*
- Recorded a season-high 70 yards on 3 catches (23.3 avg.) in the 34-7 win vs. Ari. (10/8/17), including a 59-yard TD. Marked his longest receiving TD since posting a 73-yard score on 10/8/15 vs. Baltimore with San Francisco

2015 - SAN FRANCISCO 49ERS (16/12)

- Led the NFL with 20.1 yards per reception in his debut season with the 49ers (min. 30 receptions)
- Became the first 49er to register 3 receiving TDs of 70+ yards in a single season since **John Taylor** in 1989. At the time, became the first NFL player to accomplish the feat since **Josh Gordon** in 2013 (*Elias Sports Bureau*)
- Caught a career-long 76-yard TD from 49ers QB **Colin Kaepernick** vs. Bal. (10/18/15)

2014 - BALTIMORE RAVENS (16/16, 2/2)

- Finished his time in Baltimore as the club's career leader in receiving average (16.9), totaling 213 receptions for 3,591 yards and 30 TDs from 2011-14
- Produced a career-high 11 TDs, becoming the first Raven to record 10+ receiving TDs since **Michael Jackson** (14 in 1996)

2013 - BALTIMORE RAVENS (16/16)

- Sallied career highs in receptions (65) and receiving yards (1,128), becoming the first Raven to reach 1,000+ receiving yards in a single season since **Derrick Mason** (1,028 in 2009)
- Became the first Raven to post back-to-back 100+ yard receiving games since **Qadry Ismail** (3 in 1999) after leading the team with 121 yards on 6 catches at Mia. (10/6/13)

QB NATE SUDFELD 7



6-6 | 227  **2nd Year**
BORN: Oct. 7, 1993 (Age 24)

 **Modesto, California**
Modesto Christian High School

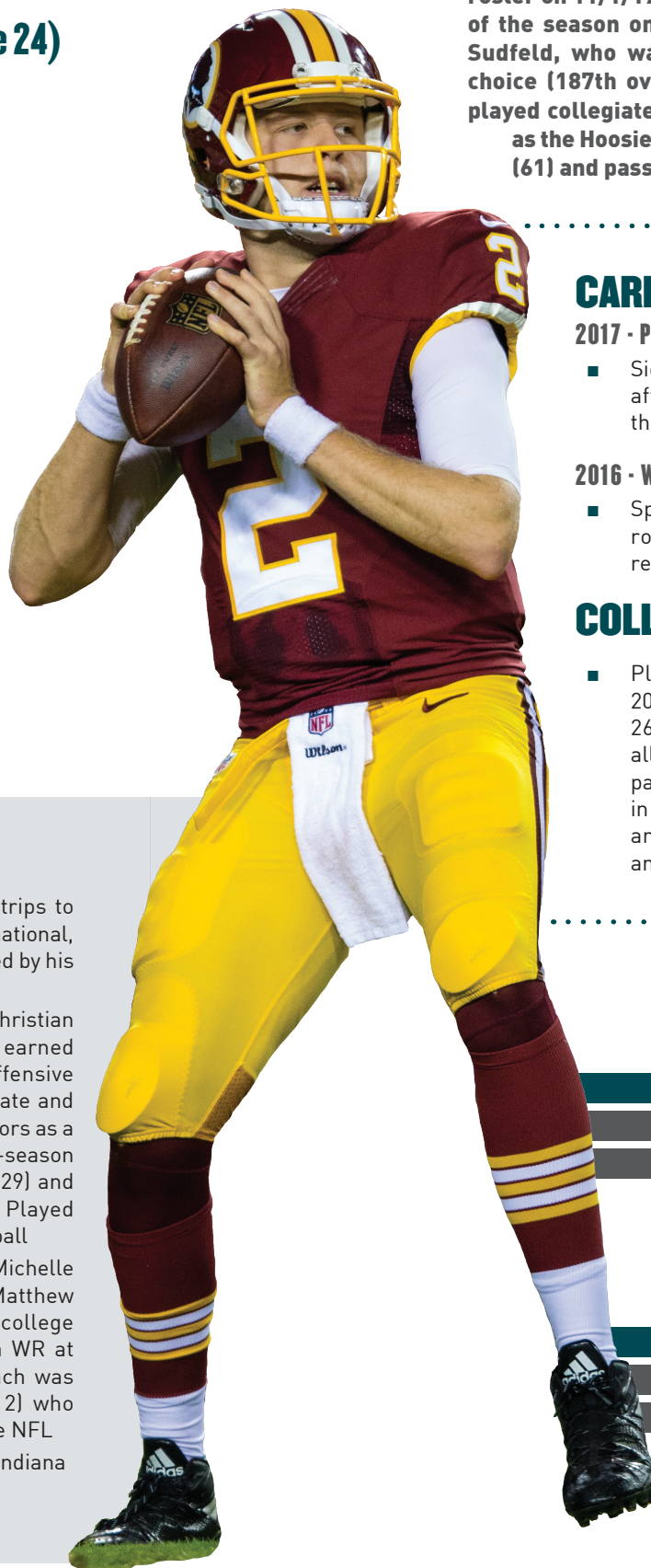


Indiana
D6-16 (187th overall)
by Washington
Acquired: FA 2017

BIRDSEED

- Has completed mission trips to Uganda with Assist International, an aid organization started by his grandfather, Bob Pagett
- Attended Modesto (CA) Christian High School, where he earned Trans Valley League Offensive MVP, second team all-state and first team all-district honors as a senior. Set school single-season records in passing TDs (29) and passing yards (2,332). Played both football and basketball
- Is the son of Ralph and Michelle Sudfeld. His brothers, Matthew and Zach, each played college football. Matthew was a WR at Brown (2007-11) and Zach was a TE at Nevada (2007-12) who played two seasons in the NFL
- Liberal studies major at Indiana

 [@NateSudfeld](https://twitter.com/NateSudfeld)



Nate Sudfeld was signed to the Eagles' active roster on 11/1/17 after spending the first 8 weeks of the season on Philadelphia's practice squad. Sudfeld, who was originally a 6th-round draft choice (187th overall) by the Redskins in 2016, played collegiately at Indiana, where he finished as the Hoosiers' all-time leader in passing TDs (61) and passing yards (7,879).

CAREER HIGHLIGHTS

2017 - PHILADELPHIA EAGLES (0/0)

- Signed to the active roster on 11/1/17 after spending the first 8 weeks on the Eagles practice squad

2016 - WASHINGTON REDSKINS (0/0)

- Spent the entire season on the active roster. Rendered inactive in all 16 regular season games

COLLEGE HIGHLIGHTS

- Played collegiately at Indiana from 2012-15, appearing in 37 games with 26 starts. Finished as the Hoosiers' all-time leader in passing TDs (61) and passing yards (7,879). Also ranked 2nd in school history in completions (593) and completion percentage (60.3%) and 3rd in total offense (8,011)

PASSING TDs

ALL-TIME INDIANA HISTORY

Nate Sudfeld (2012-15)	61
Kellen Lewis (2006-08)	48
Ben Chappell (2007-10)	45

PASSING YARDS

ALL-TIME INDIANA HISTORY

Nate Sudfeld (2012-15)	7,879
A. Randle El (1998-2001)	7,469
Ben Chappell (2007-10)	7,251

QB NATE SUDFELD 7



SUDFELD'S CAREER STATISTICS

			PASSING										RUSHING					OFF SNAPS	
Year	Team	GP/S	Att	Cmp	Pct	Yds	Y/A	TD	Int	Lg	Sk/Yd	Rate	Att	Yds	Avg	Lg	TD	No	Pct
2016	Washington	0/0	0	0	---	0	--	0	0	--	0/0	---	0	0	---	--	0	0	0%
2017	Philadelphia	0/0	0	0	---	0	--	0	0	--	0/0	---	0	0	---	--	0	0	0%
Totals		0/0	0	0	---	0	--	0	0	--	0/0	---	0	0	---	--	0	---	---

2017 GAME-BY-GAME STATISTICS

			PASSING										RUSHING					SNAPS	
Date	Opp	GP/S	Att	Cmp	Pct	Yds	Y/A	TD	Int	Lg	Sk/Yd	Rat	Att	Yds	Avg	Lg	TD	No	Pct
SIGNED BY EAGLES FROM PRACTICE SQUAD TO ACTIVE ROSTER (11/1/17)																			
Nov 5	Den	W	0/0	INACTIVE															
Nov 19	at Dal	W	0/0	INACTIVE															
Nov 26	Chi	W	0/0	INACTIVE															
Dec 3	at Sea	L	0/0	INACTIVE															
Dec 10	at LAR	W	0/0	INACTIVE															
Dec 17	at NYG	W	0/0	DID NOT PLAY															
Dec 25	Oak																		
Dec 31	Dal																		
Totals		0/0	0	0	---	0	--	0	0	--	0/0	---	0	0	---	--	0	0%	0%

2016 GAME-BY-GAME STATISTICS (WASHINGTON)

			PASSING										RUSHING					SNAPS	
Date	Opp	GP/S	Att	Cmp	Pct	Yds	Y/A	TD	Int	Lg	Sk/Yd	Rat	Att	Yds	Avg	Lg	TD	No	Pct
Sep 12	Pit	L	0/0	INACTIVE															
Sep 18	Dal	L	0/0	INACTIVE															
Sep 25	at NYG	W	0/0	INACTIVE															
Oct 2	Cle	W	0/0	INACTIVE															
Oct 9	at Bal	W	0/0	INACTIVE															
Oct 16	Phi	W	0/0	INACTIVE															
Oct 23	at Det	L	0/0	INACTIVE															
Oct 30	at Cin	T	0/0	INACTIVE															
Nov 13	Min	W	0/0	INACTIVE															
Nov 20	GB	W	0/0	INACTIVE															
Nov 24	at Dal	L	0/0	INACTIVE															
Dec 4	at Ari	L	0/0	INACTIVE															
Dec 11	at Phi	W	0/0	INACTIVE															
Dec 19	Car	L	0/0	INACTIVE															
Dec 24	at Chi	W	0/0	INACTIVE															
Jan 1	NYG	L	0/0	INACTIVE															
Totals		0/0	0	0	---	0	--	0	0	--	0/0	---	0	0	---	--	0	0%	0%

COLLEGE HIGHLIGHTS (Continued)

- Earned third-team All-Big Ten honors as a senior after leading the Big Ten in passing yards (3,573), TDs (27) and passing efficiency (151.0)
- Led the Hoosiers to the Pinstripe Bowl, which was the program's first bowl berth in seven years

TRANSACTIONS

- 2016** Drafted by WAS in 6th round (187th overall)
Signed 4-year contract
- 9/2/17** Waived by WAS
- 9/3/17** Signed by PHI to practice squad
- 11/1/17** Signed by PHI from practice squad to active roster

DT DESTINY VAEAO 97



6-4 | 299  2nd Year
BORN: Jan. 15, 1994 (Age 23)

**Pago Pago,
American Samoa**


**Tafuna
High School**



Washington State
Acquired: UDFA 2016

THREE STEP DROP

If he could play another sport,
what team/position:
**Forward for the Manu
Samoa rugby squad**

If he could be any superhero:
Superman

Favorite family tradition:
**Tonai (a big, traditional family dinner
on Sundays in Samoa)**

Favorite movie: **Lord of the Rings**

Favorite meal: **Taro and palusami**

Favorite hobby: **Swimming**

Favorite quote: **"When you have
confidence, you can have a lot of
fun. And when you have fun, you
can do amazing things."**
- Joe Namath

TRANSACTIONS

2016 Signed by PHI as UDFA



A native of American Samoa who never set foot in the United States until he enrolled at Washington State in 2012, **Destiny Vaeao** (VIE-ow) was signed by the Eagles as an undrafted free agent in 2016. At Washington State, he combined for 84 tackles, including 19 TFL, 7.0 sacks, 2 FFs and 2 FRs in 44 career games.

CAREER HIGHLIGHTS

2016 - PHILADELPHIA EAGLES (16/0)

- Joined **Sam Rayburn** (2.0 in 2003) as the only undrafted rookies in Eagles history to record multiple sacks in a season
- Sacked Giants QB **Eli Manning** and notched a career-high 4 tackles at NYG (11/6/16)
- Notched his first-career sack and forced fumble (recovered by Eagles LB **Jordan Hicks**) as he chased down Bears QB **Jay Cutler** at Chi. (9/19/16)

COLLEGE HIGHLIGHTS

- Named to the All-Pac-12 Second Team after registering 41 tackles (20 solo), 12 TFL, 4.5 sacks, 1 FF, 1 FR and one blocked kick in 13 starts as a senior in 2015. Ranked tied for 10th in the Pac-12 in tackles for loss
- Started all 10 games he appeared in as a junior in 2014, posting 14 tackles (nine solo), 3.5 TFL, 2.0 sacks and 1 FR
- Appeared in 11 games (10 starts) as a sophomore in 2013, producing 24 tackles (16 solo) and 3.5 TFL
- Totaled 5 tackles (2 solo) as a true freshman in 2012, making two starts in his 10 appearances



VAEAO'S CAREER STATISTICS

Year	Team	GP/S	TACKLES					PASS DEFENSE					FUMBLES			DEF SNAPS		
			Total	Solo	Asst	TFL	Sacks	Int	Yds	Lg	TD	PD	QBP/H	FF	FR	Yds	No	Pct
2016	Philadelphia	16/0	19	11	8	1.0	2.0	0	0	--	0	0	3	1	0	0	268	26%
2017	Philadelphia	9/0	14	7	7	0.0	0.0	0	0	--	0	1	0	0	0	167	19%	
Totals		25/0	33	18	15	1.0	2.0	0	0	--	0	1	3	1	0	0	---	---

2017 GAME-BY-GAME STATISTICS

Date	Opp	GP/S	Tot	Solo	Sk	Q	PD	FF	FR	Snaps	Pct
9/10	at Was	W	1/0	2	0	0.0	0	0	0	12	10%
9/17	at KC	L	0/0	INACTIVE (WRIST)							
9/24	NYG	W	0/0	INACTIVE (WRIST)							
10/1	at LAC	W	0/0	INACTIVE (WRIST)							
10/8	Ari	W	0/0	INACTIVE (WRIST)							
10/12	at Car	W	0/0	INACTIVE (WRIST)							
10/23	Was	W	1/0	1	1	0.0	0	0	0	22	34%
10/29	SF	W	1/0	4	2	0.0	0	0	0	17	26%
11/5	Den	W	1/0	2	2	0.0	0	0	0	28	44%
11/19	at Dal	W	1/0	2	1	0.0	0	1	0	20	32%
11/26	Chi	W	1/0	1	0	0.0	0	0	0	23	42%
12/3	at Sea	L	1/0	1	1	0.0	0	0	0	13	21%
12/10	at LAR	W	1/0	0	0	0.0	0	0	0	9	19%
12/17	at NYG	W	1/0	1	0	0.0	0	0	0	23	26%
12/25	Oak										
12/31	Dal										
Totals		9/0	14	7	0.0	--	1	0	0	167	19%

2016 GAME-BY-GAME STATISTICS

Date	Opp	GP/S	Tot	Solo	Sk	Hur	PD	FF	FR	Snaps	Pct
Sep 11	Cle	W	1/0	0	0	0.0	0	0	0	12	23%
Sep 19	at Chi	W	1/0	1	1	1.0	1	0	1	7	13%
Sep 25	Pit	W	1/0	1	1	0.0	2	0	0	19	32%
Oct 9	at Det	L	1/0	0	0	0.0	0	0	0	8	13%
Oct 16	at Was	L	1/0	1	1	0.0	0	0	0	28	38%
Oct 23	Min	W	1/0	2	1	0.0	0	0	0	30	39%
Oct 30	at Dal	L	1/0	0	0	0.0	0	0	0	28	36%
Nov 6	at NYG	L	1/0	4	4	1.0	0	0	0	21	33%
Nov 13	Atl	W	1/0	1	0	0.0	0	0	0	8	16%
Nov 20	at Sea	L	1/0	2	0	0.0	0	0	0	16	24%
Nov 28	GB	L	1/0	0	0	0.0	0	0	0	14	20%
Dec 4	at Cin	L	1/0	2	1	0.0	0	0	0	16	25%
Dec 11	Was	L	1/0	1	0	0.0	0	0	0	13	27%
Dec 18	at Bal	L	1/0	0	0	0.0	0	0	0	9	16%
Dec 22	NYG	W	1/0	1	0	0.0	0	0	0	22	25%
Jan 1	Dal	W	1/0	3	2	0.0	0	0	0	17	30%
Totals		16/0	19	11	2.0	3	0	1	0	268	26%

CAREER HIGHS

Total Tackles	4	11/6/16 at NYG
Solo Tackles	4	11/6/16 at NYG
Sacks	1.0	2x, last: 11/6/16 at NYG
Hurries	2	9/25/16 vs. Pit.
PDs	1	11/19/17 at Dal.
FFs	1	9/19/16 at Chi.
FRs	---	---

FAVORITE FOOTBALL MEMORY

Vaeao's favorite football memory was beating Stanford guard Joshua Garnett (2016 first-round pick of the 49ers) for a sack and forced fumble of QB Kevin Hogan.

BIRDSEED

Vaeao, who earned a degree in criminal justice from Washington State in May 2015, is the son of Naomi Vaeao and the late Tepatasi Vaeao and has three brothers and one sister. His older sister also attended Washington State.

Vaeao reached the Island Championship game with Tafuna High School (Pago Pago, American Samoa) in each of his last two seasons, winning the title his junior year. As a senior, he produced 500 receiving yards and 8 TDs as a tight end.

Vaeao was selected to play in the International Bowl All-Star Game for high school seniors from Samoa and Canada against seniors from other states. He participated in the 2011 Samoa Bowl, 2012 IFAF World Game and 2012 IFAF Samoa vs. Australia Game.

Vaeao, who also played soccer, rugby and volleyball at Tafuna, was a high school teammate of Lene Maiava, who was signed as an undrafted free agent by the Seahawks from the University of Arizona in 2016.



FORMER TIGHT END

Vaeao was an accomplished high school tight end and was recruited mostly at that position by colleges. He opted to play at Washington State so he could play on the defensive line.

T HALAPOULIVAATI VAITAI 72



6-6 | 320  **2nd Year**
BORN: June 16, 1993 (Age 24)



**Haltom,
Texas** ★

**Haltom
High School**



Texas Christian
D5b-16 (164th overall)
by Philadelphia



A versatile offensive lineman who has college experience playing both tackle positions, **Halapoulivaati Vaitai** (pronounced hal-lah-poo-lee-VAH-tee VIE-tie) was selected by the Eagles in the fifth round (164th overall) of the 2016 NFL Draft. In his rookie season, Vaitai played in 7 games and made 6 starts at RT for the Eagles.

CAREER HIGHLIGHTS

- Filled in at RT for the Eagles as a rookie in 2016, appearing in 7 games with 6 starts
- Started and played in his first-career NFL game, lining up at RT in a Week 6 divisional matchup at Was. (10/16/16)

COLLEGE HIGHLIGHTS

- Competed in 42 games (31 starts) at both tackle positions for TCU (2012-15), where he was a two-time All-Big 12 second-team selection

THREE STEP DROP

If he could play another sport:
WWE wrestler

If he could be any superhero: **Batman**

Strangest thing he likes to eat: **Octopus**

Favorite athlete as a kid: **Yao Ming**

Favorite athlete to watch now:
Jason Peters

Favorite meal:
Hamburger and french fries

Favorite movies:
Action, comedies, thrillers

Favorite TV shows: **Fresh Prince of Bel-Air and Friends**

Favorite music: **Enjoys all types of music, but is particularly fond of country and island reggae**

Favorite quote: **"I don't have to do this, I get to do this."**

BIRDSEED

- Nickname is 'Big V'
- Began playing flag football in first grade for the Packers
- Halapoulivaati is named after his father's cousin. "He and my dad are extremely close," says Big V, "They're like brothers."
- His parents, Talikavili and Shirley Vaitai, are originally from Tonga and moved to the United States in the 1980s. He has younger twin brothers named Kevin and Will
- Has two dogs: a terrier named Abby and a chihuahua named Coffee. Abby was a rescue dog that his fiance, Caitlin, gave to him for his birthday. He named his chihuahua Coffee because he is hyper



@TCU74



@philly_72



BAND OF BROTHERS

Halapoulivaati is the oldest of three Vaitai brothers. Twins Kevin and Will are just 11 months younger than 'Big V' and the three played on the offensive line together at Haltom (TX) HS. After playing TE as a freshman, 'Big V' moved to RT as a sophomore and immediately earned a starting job. That year, he was joined on the o-line by Kevin (LG) and Will (RG). Big V stayed at RT for his final two years at Haltom, while Kevin moved to C and Will moved to LG.

POLYNESIAN ROOTS

Vaitai learned to play the guitar at a young age when his cousin taught him three chords. He plays by ear and does not read music. "Polynesians are very musically talented and they always play by ear. I also know how to play the ukulele, but prefer the guitar because it's bigger." Growing up, Vaitai and his family ate a lot of traditional Polynesian foods. "Roasted pig is a staple and spinach is a main ingredient in every dish."



APPLIED LEARNING

Vaitai majored in criminal justice at TCU with a minor in social work. After his playing career is over, he wants to work for the Department of Homeland Security. In Fall 2015, Vaitai interned with Youth Advocate Programs, Inc., an agency that provides direct service to vulnerable and high-need youth and families. As a part of his internship, 'Big V' was paired with a sixth grader who suffered from severe ADHD. "My job was to mentor him and take him out after school. It was a very eye-opening experience. The hardest part of the job is having to shut down your feelings and emotions. You get exposed to serious and dire living conditions, but our only job is to be a big brother to the kids. We can't try to fix everything."

CAREER HIGHLIGHTS (Continued)

- As a senior in 2015, was awarded with second-team All-Big 12 accolades after starting in 11 of 12 contests, anchoring an o-line that contributed to a 1,000-yard receiver and a 1,000-yard rusher in the same season for just the second time in TCU history
- Earned All-Big 12 second-team honors in 2014 after starting at right tackle for all 13 games. Was part of an offense that ranked second in the nation in scoring (46.5 ppg) and tied for fifth in total offense (533.0 ypg), in addition to setting single-season school records for points (604), passing yards (4,240), total yards (6,929), first downs (331) and plays (1,038)

TRANSACTIONS

2016 Drafted by PHI in 5th round (164th overall)
Signed 4-year contract

VAITAI'S CAREER SERVICE						
			STARTS		OFF SNAPS	
Year	Team	GP/S	RT	LT	No	Pct
2016	Philadelphia	7/6	6	0	423	37%
2017	Philadelphia	14/8	1	7	702	70%
Totals		21/14	7	7	---	---

LB JOE WALKER 59



6-2 | 236  **2nd Year**
BORN: Dec. 11, 1992 (Age 24)


**Palos Verdes,
California**
**Palos Verdes
High School**


Oregon
D7c-16 (251st overall)
by Philadelphia



A three-year contributor at linebacker for the University of Oregon, **Joe Walker** was selected by the Philadelphia Eagles in the seventh round of the 2016 NFL Draft. Walker sustained a knee injury in the 2016 preseason and was placed on Injured Reserve on Aug. 28. Recognized as the Ducks' Most Improved Player as a junior in 2014, Walker was a two-time academic all-conference honorable mention choice who rounded out his career with 205 tackles, 17 TFLs and 5.0 sacks in 40 games played (21 starts).

BIRDSEED

- Says that his favorite sports moment was Oregon's 59-20 victory over Florida State in the Rose Bowl (1/1/15). The win propelled the Ducks to the National Championship game
- Was a two-time all-Bay League standout at Palos Verdes (CA) High School, where he led the Sea Kings in tackles and also played fullback as a senior
- Is the son of Brett and Suellen Walker. Has two sisters and one brother

COLLEGE HIGHLIGHTS

- Established career totals of 205 tackles, 17 TFLs and five sacks in 40 career games (21 starts) at Oregon
- Led the Ducks in tackles (87) and fumble recoveries (two) as a senior in 2015 after starting 12 games and earning academic all-conference honorable mention honors. Also had an interception and a fumble recovery for a touchdown
- Earned the Dudley Clarke Memorial Award as the Ducks' most improved player after racking up 81 tackles and scoring a 100-yard fumble recovery touchdown as a junior in 2014. Was also an honorable mention all-conference selection
- Transferred to Oregon following the 2012 season after playing at L.A. Harbor College for one season

THREE STEP DROP

Best player he has faced: Former Oregon Ducks teammate and current Titans QB Marcus Mariota

Hobbies: Golf

Desired talent: Ability to play the guitar or the piano

First job: Worked for a staging company during his first year of junior college

Favorite meal: Whatever his mom is cooking

Favorite athlete growing up: Kobe Bryant

TRANSACTIONS

2016 Drafted by PHI in 7th round (251st overall)
Signed 4-year contract
8/28/16 Placed on Injured Reserve (knee)

LB JOE WALKER 59



WALKER'S CAREER STATISTICS

			TACKLES					PASS DEFENSE					FUMBLES			DEF SNAPS		ST	
Year	Team	GP/S	Total	Solo	Asst	TFL	Sacks	Int	Yds	Lg	TD	PD	QBP/H	FF	FR	Yds	No	Pct	No
2016	Philadelphia	0/0	INJURED RESERVE (KNEE)																
2017	Philadelphia	12/3	10	6	4	0.0	0.0	0	0	--	0	1	0	0	0	0	99	11%	3
Totals		12/3	10	6	4	0.0	0.0	0	0	--	0	1	0	0	0	0	---	---	3

2017 GAME-BY-GAME STATISTICS

Date	Opp	GP/S	Tot	Solo	Sk	Int	PD	FF	FR	Snaps	Pct
9/10	at Was W	1/0	0	0	0.0	0	0	0	0	0	0%
9/17	at KC L	1/0	0	0	0.0	0	0	0	0	0	0%
9/24	NYG W	1/0	1	1	0.0	0	0	0	0	3	4%
10/1	at LAC W	1/0	0	0	0.0	0	0	0	0	0	0%
10/8	Ari W	1/0	0	0	0.0	0	0	0	0	0	0%
10/12	at Car W	1/0	2	1	0.0	0	0	0	0	13	16%
10/23	Was W	1/0	0	0	0.0	0	0	0	0	11	17%
10/29	SF W	1/1	3	2	0.0	0	1	0	0	29	44%
11/5	Den W	1/1	2	1	0.0	0	0	0	0	15	23%
11/19	at Dal W	1/0	2	1	0.0	0	0	0	0	20	32%
11/26	Chi W	1/1	0	0	0.0	0	0	0	0	8	15%
12/3	at Sea L	0/0	INACTIVE (NECK)								
12/10	at LAR W	0/0	INACTIVE (NECK)								
12/17	at NYG W	1/0	0	0	0.0	0	0	0	0	0	0%
12/25	Oak										
12/31	Dal										
Totals		12/3	10	6	0.0	0	1	0	0	99	11%

G CHANCE WARMACK 67



6-2 | 323  **5th Year**
BORN: Sept. 14, 1991 (Age 26)



★ **Atlanta, Georgia**

Westlake High School



Alabama

D1-13 (10th overall)
by Tennessee

Acquired: FA (Ten) 2017

BIRDSEED

- At Alabama, Warmack developed the custom of rolling up his jersey to just under the numbers as a way to stay cooler. Soon, the fad became known as “Warmacking,” and fans began posting photos on social media of their exposed bellies. Warmack highlighted the best fan photos with what he called “Warmackin’ Wednesdays”
- Warmack’s brother, Dallas, followed in his footsteps and is currently an offensive lineman at Alabama
- Warmack attended Westlake HS (Atlanta, GA), where he played with Panthers QB Cam Newton during his freshman and sophomore years



@chancewarmack



@warmackin



Chance Warmack was signed by the Philadelphia Eagles on March 10, 2017, after spending the first four seasons of his pro career with the Titans. Warmack was originally selected by Tennessee with the 10th-overall pick in the 2013 NFL Draft and has played in 48 career games (all starts at RG). The Atlanta native was a part of three national championship teams at Alabama, where he was tutored by Eagles OL coach Jeff Stoutland.

TOP-5 OFFENSIVE LINEMEN

2013 NFL DRAFT



ERIC FISHER
1ST



LUKE JOECKEL
2ND



LANE JOHNSON
4TH



JONATHAN COOPER
7TH



CHANCE WARMACK
10TH

CAREER HIGHLIGHTS

- With starts in all 16 games at RG in 2013, became the first Titans rookie offensive lineman to start every game since **Michael Roos** in 2005
- Became the first offensive lineman selected by the Titans/Oilers in the 1st round (10th overall) since tackle **Brad Hopkins** (13th overall) in 1993 and the first guard drafted with the club’s 1st-round choice since **Bruce Matthews** (9th overall) in 1983



COLLEGE HIGHLIGHTS

- In a four-year career at Alabama, appeared in 45 games, including starts in his final 40 contests at LG. Credited with 49 TD-resulting blocks while clearing lanes for individual ball carries to record 25 performances of 100+ yards during his time in the starting lineup. Also totaled 316 key blocks/knockdowns for the Crimson Tide
- As a senior in 2012, was a unanimous first-team All-American selection while helping Alabama to a national championship, starting all 14 contests. Added All-SEC first-team accolades and was rated the best interior offensive lineman eligible for the 2013 NFL Draft by *The NFL Draft Report*. Paced a veteran-filled front wall with 37 pancakes, 128 key blocks/knockdowns and 19 TD-resulting blocks. Blocked for ten 100+ yard rushing performances, opening holes for a rushing offense that ranked 16th in the nation (227.5 yards per game), in addition to paving the way for the team's 445.5 yards per game in total offense
- As a junior in 2011, started all 13 games for the second consecutive season was named honorable mention All-America by *Pro Football Weekly* and second-team All-SEC by the league's coaches. Helped Alabama rank 16th nationally in rushing offense (214.5 yards per game), while blocking for eleven 100+ yard rushers
- As a sophomore in 2010, took over the first-string LG duties, starting all 13 games. Helped the Crimson Tide rank 22nd nationally in total offense (444.1 yards per game). Anchored an offensive line that provided time for the nation's No. 4 quarterback in passing efficiency



TRANSACTIONS

- 2011** Drafted by TEN in 1st round (10th overall)
Signed 4-year contract
- 3/10/17** Signed by PHI to 1-year contract

WARMACK'S CAREER SERVICE					
			STARTS	OFF SNAPS	
Year	Team	GP/S	LG	No	Pct
2013	Tennessee	16/16	16	1075	100%
2014	Tennessee	16/16	16	965	99%
2015	Tennessee	14/14	14	830	80%
2016	Tennessee	2/2	2	134	13%
2017	Philadelphia	8/2	2	210	21%
Totals		56/50	50	---	---

S JAYLEN WATKINS 26



5-11 | 194  **3rd Year**
BORN: Nov. 27, 1991 (Age 25)



**Cape Coral,
Florida**

**Cape Coral
High School**



Florida

D4-14 (101st overall)

by Philadelphia

Acquired: PS-Buf-15



Originally selected by the Eagles in the fourth round of the 2014 NFL Draft, **Jaylen Watkins** was a four-year letterman at the University of Florida. Watkins spent his rookie year with the Eagles and re-joined the team towards the end of the 2015 season after the Eagles signed him from the Buffalo Bills practice squad. In 2016, Watkins saw significant action on defense and set career highs with 51 tackles and 6 passes defended.

CAREER HIGHLIGHTS

2016 - PHILADELPHIA EAGLES (16/4)

- Finished the season with career highs in tackles (51) and passes defended (6). Also tallied a career-high 4 tackles on special teams
- Logged single-game career highs in tackles (10) and passes defended (3) at NYG (11/6/16)
- Made his first NFL start at Dal. (10/30/16)

COLLEGE HIGHLIGHTS

- Started 28 of 48 games at Florida (20 at cornerback, two at slot corner and his final six appearances at free safety). Recorded 133 tackles (4 for a loss) and 3 INTs, one of which he returned for a touchdown, during his collegiate tenure. Also finished his career ranked 11th in school history with 21 pass deflections
- Played both right cornerback and safety as a senior in 2013, recording a career-high 52 tackles, two tackles for loss and seven passes defended. Was also the recipient of the Gators' Gene Elleson Community Service Award

TRANSACTIONS

- 2014** Drafted by PHI in 4th round (101st overall)
Signed 4-year contract
- 9/5/15** Waived by PHI
- 9/8/15** Signed by BUF to the practice squad
- 11/27/15** Signed by PHI from the BUF practice squad

THREE STEP DROP

Hobbies: Reading, fishing, bowling

If he could play another sport: Baseball, outfielder, Miami Marlins

Three favorite throwback jerseys:
Donovan McNabb, Philadelphia Eagles
Deion Sanders, Atlanta Falcons
Charles Woodson, Michigan

What he would do if not playing football:
Attending graduate school

Biggest pet peeve:
People chewing loudly

Best player he has faced:
Odell Beckham Jr.

First job: Worked at the Boys & Girls Club as a sophomore in high school

Favorite athlete as a kid:
Donovan McNabb

Favorite movie: Warrior

If he could be a superhero: Thor

S JAYLEN WATKINS 26



WATKINS' CAREER STATISTICS

Year	Team	GP/S	TACKLES					PASS DEFENSE						FUMBLES			DEF SNAPS		ST	
			Total	Solo	Asst	TFL	Sacks	Int	Yds	Lg	TD	PD	QB/H	FF	FR	Yds	No	Pct		No
2014	Philadelphia	4/0	3	3	0	0.0	0.0	0	0	--	0	1	0	0	0	0	0	30	3%	1
2015	Philadelphia	4/0	3	2	1	0.0	0.0	0	0	--	0	3	0	0	0	0	83	7%	3	
2016	Philadelphia	16/4	51	34	17	1.0	0.0	0	0	--	0	6	2	0	0	0	388	38%	4	
2017	Philadelphia	10/2	11	10	1	2.0	0.0	0	0	--	0	0	0	0	0	0	105	12%	4	
Totals		34/6	68	49	19	3.0	0.0	0	0	--	0	10	2	0	0	0	---	---	12	



BROTHERLY LOVE

Watkins' younger brother, Sammy, was a first-round draft pick of the Buffalo Bills in 2014. Prior to their college games, the brothers would send each other words of encouragement. Sammy would never leave his room to head to the stadium until he texted Jaylen, "Play today like it's your last game." Jaylen always responded with "Play hard and be safe." The two brothers were reunited as teammates in 2015, when Jaylen signed to the Bills practice squad and spent nearly three months with Buffalo until he was re-signed by the Eagles.

BIRDSEED

Watkins is the son of Brandy Green and Samuel Watkins III. Brandy is a second-grade teacher and Samuel is a truck driver. Watkins' brother, Sammy, plays for the Buffalo Bills. His cousin, Jeremy Ware, was selected by the Oakland Raiders in the seventh round of the 2010 NFL Draft.

Watkins recently married his long-time girlfriend Gerraka Lewis. The two met when Watkins was playing Pop Warner football and they both attended Cape Coral (FL) High School and the University of Florida.

Watkins, who earned his degree from Florida in family, youth and community science, played quarterback, wide receiver and defensive back in high school. As a senior in 2009, he passed for 1,230 yards and 13 TDs and rushing for 928 yards with 10 TDs. He also racked up 29 receptions for 461 yards and 5 TDs.

Watkins also ran track at Cape Coral and advanced to the Class-4A Track Championships in the 4x100 relay.

CAPE CORAL HALL OF FAME

Before moving on to play at the University of Florida, Jaylen Watkins was a standout quarterback and wide receiver at Cape Coral (FL) High School. A 2010 graduate, Watkins returned to Cape Coral H.S. during the Eagles' 2016 bye week and was inducted into the school's Hall of Fame. During the game, Watkins had his No. 7 jersey retired and helped out on the Seahawks' sideline, as his alma mater defeated Ida Baker 46-36.



LEE COUNTY LEGENDS

Lee County, FL (which houses Cape Coral and Fort Myers) has turned out a plethora of NFL talent, including Deion Sanders, Jevon Kearse and the Watkins brothers. "It was crazy for our hometown when Sammy and I got selected. We've had a lot of guys get drafted recently, but obviously not two brothers. Fort Myers isn't the biggest town, but it's put together a nice little bit of history on the football field. We had a few other guys selected [in 2015] with Tre Boston going to Carolina and Aaron Lynch heading to San Francisco."

S JAYLEN WATKINS 26



2017 GAME-BY-GAME STATISTICS												
Date	Opp	GP/S	Tot	Solo	Sk	Int	PD	FF	FR	Snaps	Pct	
9/10	at Was	W 1/0	3	3	0.0	0	0	0	0	15	24%	
9/17	at KC	L 1/1	2	1	0.0	0	0	0	0	14	26%	
9/24	NYG	W 0/0	INACTIVE (HAMSTRING)									
10/1	at LAC	W 0/0	INACTIVE (HAMSTRING)									
10/8	Ari	W 0/0	INACTIVE (HAMSTRING)									
10/12	at Car	W 0/0	INACTIVE (HAMSTRING)									
10/23	Was	W 1/0	3	3	0.0	0	0	0	0	17	27%	
10/29	SF	W 1/0	2	2	0.0	0	0	0	0	27	41%	
11/5	Den	W 1/0	1	1	0.0	0	0	0	0	13	20%	
11/19	at Dal	W 1/0	0	0	0.0	0	0	0	0	0	0%	
11/26	Chi	W 1/1	0	0	0.0	0	0	0	0	11	20%	
12/3	at Sea	L 1/0	0	0	0.0	0	0	0	0	0	0%	
12/10	at LAR	W 1/0	0	0	0.0	0	0	0	0	1	2%	
12/17	at NYG	W 1/0	0	0	0.0	0	0	0	0	7	8%	
12/25	Oak											
12/31	Dal											
Totals		10/2	11	10	0.0	0	0	0	0	105	12%	

2016 GAME-BY-GAME STATISTICS												
Date	Opp	GP/S	Tot	Solo	Sk	Int	PD	FF	FR	Snaps	Pct	
Sep 11	Cle	W 1/0	0	0	0.0	0	0	0	0	1	2%	
Sep 19	at Chi	W 1/0	0	0	0.0	0	0	0	0	0	0%	
Sep 25	Pit	W 1/0	0	0	0.0	0	1	0	0	3	5%	
Oct 9	at Det	L 1/0	1	0	0.0	0	0	0	0	11	18%	
Oct 16	at Was	L 1/0	0	0	0.0	0	0	0	0	1	1%	
Oct 23	Min	W 1/0	7	5	0.0	0	1	10	0	46	61%	
Oct 30	at Dal	L 1/1	1	1	0.0	0	0	0	0	15	19%	
Nov 6	at NYG	L 1/1	10	7	0.0	0	3	0	0	61	95%	
Nov 13	Atl	W 1/0	1	0	0.0	0	0	0	0	33	66%	
Nov 20	at Sea	L 1/0	4	4	0.0	0	0	0	0	36	54%	
Nov 28	GB	L 1/0	9	6	0.0	0	0	0	0	58	82%	
Dec 4	at Cin	L 1/0	7	6	0.0	0	1	0	0	39	61%	
Dec 11	Was	L 1/1	1	0	0.0	0	0	0	0	2	4%	
Dec 18	at Bal	L 1/1	5	2	0.0	0	0	0	0	38	66%	
Dec 22	NYG	W 1/0	5	3	0.0	0	0	0	0	37	42%	
Jan 1	Dal	W 1/0	0	0	0.0	0	0	0	0	7	13%	
Totals		16/4	51	34	0.0	0	6	0	0	388	38%	

2015 GAME-BY-GAME STATISTICS												
Date	Opp	GP/S	Tot	Solo	Sk	Int	PD	FF	FR	Snaps	Pct	
SIGNED BY EAGLES FROM BILLS PRACTICE SQUAD (11/27)												
Dec 6	at NE	W 1/0	0	0	0.0	0	0	0	0	3	3%	
Dec 13	Buf	W 1/0	0	0	0.0	0	0	0	0	0	0%	
Dec 20	Ari	L 1/0	1	1	0.0	0	2	0	0	49	64%	
Dec 26	Was	L 1/0	2	1	0.0	0	1	0	0	31	41%	
Jan 3	at NYG	W 0/0	INACTIVE (SHIN)									
Totals		4/0	3	2	0.0	0	3	0	0	83	7%	

CAREER HIGHS		
Total Tackles	10	11/6/16 at NYG
Solo Tackles	7	11/6/16 at NYG
PDs	3	11/6/16 at NYG



2014 GAME-BY-GAME STATISTICS												
Date	Opp	GP/S	Tot	Solo	Sk	Int	PD	FF	FR	Snaps	Pct	
Sep 7	Jax	W 0/0	INACTIVE (HAMSTRING)									
Sep 15	at Ind	W 0/0	INACTIVE									
Sep 21	Was	W 1/0	0	0	0.0	0	0	0	0	0	0%	
Sep 28	at SF	L 0/0	INACTIVE									
Oct 5	StL	W 0/0	INACTIVE									
Oct 12	NYG	W 1/0	0	0	0.0	0	0	0	0	0	0%	
Oct 26	at Ari	L 0/0	INACTIVE									
Nov 2	at Hou	W 1/0	0	0	0.0	0	0	0	0	0	0%	
Nov 10	Car	W 0/0	INACTIVE									
Nov 16	at GB	L 0/0	INACTIVE									
Nov 23	Ten	W 0/0	INACTIVE									
Nov 27	at Dal	W 0/0	INACTIVE									
Dec 7	Sea	L 0/0	INACTIVE									
Dec 14	Dal	L 0/0	INACTIVE									
Dec 20	at Was	L 0/0	DID NOT PLAY									
Dec 28	at NYG	W 1/0	3	3	0.0	0	1	0	0	30	38%	
Totals		4/0	3	3	0.0	0	1	0	0	30	3%	

C/G STEFEN WISNIEWSKI 61



6-3 | 305  **6th Year**
BORN: March 22, 1989 (Age 28)


**Pittsburgh,
Pennsylvania**



**Central Catholic
High School**



Penn State
D2-11 (48th overall)
by Oakland
Acquired: FA (Jax) 2016



Originally a 2nd-round draft pick of the Oakland Raiders in 2011, **Stefen Wisniewski** (pronounced STEF-in wiz-NEW-skee) originally signed with the Eagles as a free agent during the 2016 offseason and re-signed with the club in 2017 on a three-year deal. The versatile lineman out of Penn State played in all 16 games for the Eagles in 2016 and made 6 starts at LG.

CAREER HIGHLIGHTS

- Has played in 106 NFL games with 93 starts during his seven-year career. Versatility has allowed him to start 31 games at LG and 62 games at C
- Proved to be a key reserve on the Eagles offensive line in his first season with the club in 2016. Played in all 16 games and made 6 starts at LG. Made his first start of the season at LG at NYG (11/6/16), marking the first time he started a game at the guard position since his rookie year in 2011
- In 2015, started all 16 games at center for the Jacksonville Jaguars and helped protect second-year QB **Blake Bortles**, who set career highs in completions (355), passing yards (4,428) and TD passes (35)
- Despite suffering a torn labrum in 2014, battled through the injury to start all 16 games at center for the Raiders and allowed just 1.5 sacks on the season. Protected Raiders QB **Derek Carr** as the rookie posted the second-most completions (348) and the fifth-most passing touchdowns (21) by a rookie in NFL history
- After playing left guard as a rookie, made the transition to center during the 2012 offseason and started 15 games at the position for the Raiders after missing the season opener with a calf injury
- Started all 16 games at left guard for Oakland as a rookie and was named to the *Pro Football Weekly* All-Rookie Team. Was a part of an offensive line that surrendered a single-season franchise-low 25 sacks, marking the third-lowest total in the league

THREE STEP DROP

Biggest influence: His father, Leo, who also played at Penn State and was selected by the Baltimore Colts in the 1982 NFL Draft

First jersey: His uncle, Steve, who was an eight-time Pro Bowler and two-time All-Pro selection at guard with the L.A. Rams and Oakland Raiders (1989-2001)

Best player he has faced: Dontari Poe

Best part of playing offensive line: "It's the strongest community and it's a genuine unit. There's a real camaraderie on the offensive line."

Most challenging aspect of the o-line: "It's an unnatural position. When you pass block, you're moving backward trying to stop someone coming at you at full force. It takes a lot of training."

Position he'd like to play: Defensive end

C/G STEFEN WISNIEWSKI 61



FOOTBALL IS FAMILY

Stefen's father, Leo Wisniewski (pictured left), was selected by the Baltimore Colts with the 1st pick in the 2nd round of the 1982 NFL Draft (28th overall) and played NT in the league for three seasons (1982-1984). Leo played in 36 games for the Colts and compiled 14.5 sacks, including a career-high 7 in 1984, the first year the Colts played in Indianapolis. Like Stefen, Leo played collegiately at Penn State where he earned three letters for the Nittany Lions and served as a team captain as a senior in 1981.

The NFL ties do not stop with Stefen's father, as his uncle, Steve Wisniewski (pictured right), was an eight-time Pro Bowler and two-time first-team all-pro as a guard for the Raiders from 1989-1991. Seven years after his older brother Leo was selected with the 1st pick of the 2nd round, Steve also became the 1st pick of the 2nd round (29th overall) when he was selected by the Dallas Cowboys in the 1989 NFL Draft. Cowboys rookie head coach Jimmy Johnson immediately traded Steve to the Raiders in exchange for 2nd-round, 3rd-round and 5th-round selections, one of which (2nd round, 39th overall) he used to select current FOX analyst and former FB Daryl Johnston. Like brother Leo and nephew Stefen, Steve played collegiately at Penn State. Steve is pictured below playing in the 1998 Pro Bowl.

HOMeward BOUND

After signing with the Eagles in the 2016 offseason, Wisniewski returns to his home state of Pennsylvania, where he spent the majority of his early football career. A native of Pittsburgh, PA, he was a two-time 1st-team all-state selection at Central Catholic (PA) High School. Wisniewski went on to play collegiately at Penn State, where he earned four letters for the Nittany Lions and was named first-team All-American as a senior in 2010.

BIRDSEED

A native of Pittsburgh, PA, Wisniewski played for coach Terry Trotten at Central Catholic (PA) High School, where he was a two-time first-team all-state selection. In addition to playing football, Wisniewski also lettered on the school's wrestling team and was a member of the National Honor Society. Wisniewski compiled a perfect 4.0 GPA twice at Penn State. He is the son of Leo and Cindy Wisniewski and has one sister, Sarah.

COLLEGE HIGHLIGHTS

- Earned four letters for the Penn State Nittany Lions and became the first student-athlete in school history to be named an ESPN Academic All-American three times (2008-2010). Appeared in 46 games with 39 starts
- Started all 13 games at right guard as a senior in 2010 and was named a first-team All-American
- Made the switch from guard to center for the 2009 season and started every game for the Nittany Lions, playing 905 snaps and earning first-team All-Big Ten recognition from the coaches and media. Also earned third-team All-American honors from *Collegefootballnews.com*
- Played in eight games with one start at right guard as a true freshman in 2007 and became the first true freshman to start a game on the Penn State offensive line since 1999. Was just one of two true freshmen to see action during the season and was named to *The Sporting News* Freshman All-Big Ten team

TRANSACTIONS

- 2011** Drafted by OAK in 2nd round
Signed 4-year contract
- 4/19/15** Signed by JAX to a 1-year contract
- 4/4/16** Signed by PHI to a 1-year contract
- 3/10/17** Agreed to terms with PHI on a 3-year contract

WISNIEWSKI'S CAREER SERVICE						
			STARTS		OFF SNAPS	
Year	Team	GP/S	LG	C	No	Pct
2011	Oakland	16/16	15	1	---	---
2012	Oakland	15/15	0	15	1008	93%
2013	Oakland	14/14	0	14	904	87%
2014	Oakland	16/16	0	16	1013	98%
2015	Jacksonville	16/16	0	16	1058	100%
2016	Philadelphia	16/6	6	0	607	54%
2017	Philadelphia	13/10	10	0	645	64%
Totals		106/93	31	62	---	---

PHILADELPHIA 30, WASHINGTON 17

SUNDAY, SEPTEMBER 10, 2017 - FEDEXFIELD



POST-GAME NOTES

EAGLES ON OPENING DAY

- The Eagles have won 8 of their last 10 season openers, including 6 of their last 7. The Eagles have scored the most opening day points (294) in the NFL since 2008. The Eagles have won 4 straight opening day games against NFC East opponents since 2000.

CARSON WENTZ THROWS FOR 300 YARDS, 2 TDS

- Carson Wentz became the first QB in Eagles history to throw a TD pass on the first drive of the season in consecutive years. Wentz is the 4th QB to win his first two opening day starts with the Eagles since 1950, joining Michael Vick (2011-12), Norm Snead (1964-65) and Adrian Burk (1951-52).

STOUT DEFENSE

- Fletcher Cox became the first Eagles player to post a sack, forced fumble and TD in a game since Chris Clemons (12/28/2008 vs. Dal).
- Brandon Graham recorded his first strip-sack of the season, which led to a 20-yard fumble recovery for TD by Cox.
- Jordan Hicks recovered the fumble on Cox's first-quarter sack. Hicks has recorded 12 takeaways (7 INTs, 5 FRs) in his first 25 career NFL games.
- Jalen Mills recorded his 1st-career INT when he picked off Kirk Cousins on a fourth-quarter, third-down red zone pass intended for Jamison Crowder.

MORE NOTES FROM THE GAME

- Trey Burton notched the 2nd special teams fumble recovery of his NFL career on a muffed punt.
- Nelson Agholor helped give the Eagles a 7-0 lead in the first quarter when he caught a career-long 58-yard TD pass from Wentz.



TEAM STATISTICS

	PHILADELPHIA	WASHINGTON
First Downs	19	16
Net Yards Gained	356	264
Rushes/Yards	24/58	17/64
Net Yards Passing	298	200
Att/Comp/INT	39/26/1	40/23/1
Sacked/Yards Lost	2/9	4/40
Punts/Average	4/42.5	4/40.5
Fumbles/Lost	1/1	3/3
Penalties/Yards	8/76	2/15
Time of Possession	34:16	25:44
3rd-Down Efficiency	8/14	3/11
Turnover Ratio	+2	-2

SCORING RECAP

Team	Qtr.	Time	Play Description (Extra Point) (Drive Info)	Eagles	Redskins
Eagles	1	11:28	N.Agholor 58 yd. pass from C.Wentz (C.Sturgis kick) (3-56, 1:07)	7	0
Eagles	2	13:23	L.Blount 1 yd. pass from C.Wentz (kick failed, wl) (8-39, 4:20)	13	0
Redskins	2	8:30	R.Kerrigan 24 yd. interception return (D.Hopkins kick)	13	7
Redskins	2	1:17	C.Thompson 29 yd. pass from K.Cousins (D.Hopkins kick) (8-69, 2:39)	13	14
Eagles	2	0:00	C.Sturgis 50 yd. Field Goal (10-43, 1:17)	16	14
Eagles	3	10:38	C.Sturgis 42 yd. Field Goal (9-51, 4:22)	19	14
Redskins	3	2:06	D.Hopkins 33 yd. Field Goal (16-66, 8:32)	19	17
Eagles	4	1:59	C.Sturgis 37 yd. Field Goal (6-33, 3:47)	22	17
Eagles	4	1:29	F.Cox 20 yd. fumble return (C.Wentz-A.Jeffery pass)	30	17

EAGLES INDIVIDUAL STATISTICS

RUSHING: L.Blount 14-46, C.Wentz 4-6, W.Smallwood 4-4, D.Sproles 2-2
RECEIVING: Z.Ertz 8-93, N.Agholor 6-86-1TD, D.Sproles 5-43, A.Jeffery 3-38, T.Smith 1-30, B.Celek 1-11, W.Smallwood 1-5, L.Blount 1-1-1TD
PASSING: C.Wentz 26-39-307-2TDs-1
INTERCEPTIONS: J.Mills 1-15
SACKS: B.Graham 2.0, F.Cox 1.0, T.Jernigan 1.0
FIELD GOALS: C.Sturgis (50G, 42G, 37G)

REDSKINS INDIVIDUAL STATISTICS

RUSHING: R.Kelley 10-30, K.Cousins 4-30, C.Thompson 3-4
RECEIVING: T.Pryor 6-66, J.Reed 5-36, R.Grant 4-61, C.Thompson 4-52-1TD, J.Crowder 3-14, B.Quick 1-11
PASSING: K.Cousins 23-40-240-1TD-1
INTERCEPTIONS: R.Kerrigan 1-24-1TD
SACKS: P.Smith 1.0, M.Ioannidis 0.5, R.Kerrigan 0.5
FIELD GOALS: D.Hopkins (33G)

PHILADELPHIA 20, KANSAS CITY 27

SUNDAY, SEPTEMBER 17, 2017 - ARROWHEAD STADIUM



POST-GAME NOTES

ERTZ REACHES 3,000 RECEIVING YARDS

- Zach Ertz eclipsed 3,000+ receiving yards (now 3,030) in just his 63rd career game, tying Tony Gonzalez (1997-2000) for the 9th-fastest pace by an NFL TE to reach that milestone since the 1970 merger. Among NFL TEs in that span, only Kellen Winslow Sr. (45, 1979-83), Rob Gronkowski (47, 2010-14), Jimmy Graham (49, 2010-14), Kellen Winslow Jr. (55, 2004-10), Antonio Gates (56, 2003-07), Mark Bavaro (60, 1985-89), Bob Tucker (60, 1970-74) and Jeremy Shockey (62, 2002-06) have posted 3,000+ receiving yards in fewer games.
- Ertz finished the game with 5 catches for 97 yards (19.4 avg.). Ertz has recorded 90+ receiving yards in three straight games, which is the longest active streak in the NFL.

EIGHT SACKS THROUGH TWO GAMES

- The Eagles have recorded 8.0 sacks in the first two games of the season. That is their highest total through the season's first two games since 2011 (9.0).
- Fletcher Cox now has 30.5 career sacks, which are the 4th-most ever by an Eagles interior defensive lineman, trailing only Andy Harmon (39.5, 1991-97), Ken Clarke (32.5, 1978-87) and Corey Simon (32.0, 2000-04).
- Chris Long registered his first sack as an Eagle in the third quarter. Long has produced the 7th-most sacks (59.5) among active NFL defensive ends since 2008.

MORE FROM THE GAME

- Donnie Jones played in his 200th career game. Jones has played in 194 consecutive contests, which is the 4th-longest active streak in the NFL, behind Shane Lechler (240), Jason Witten (220*) and Eli Manning (200*).



TEAM STATISTICS

	PHILADELPHIA	KANSAS CITY
First Downs	27	16
Net Yards Gained	406	344
Rushes/Yards	17/107	19/112
Net Yards Passing	299	232
Att/Comp/INT	46/25/1	28/21/0
Sacked/Yards Lost	6/34	4/19
Punts/Average	4/42.3	5/45.4
Fumbles/Lost	3/1	0/0
Penalties/Yards	4/30	5/40
Time of Possession	30:49	29:11
3rd-Down Efficiency	8/15	5/12
Turnover Ratio	-2	+2

SCORING RECAP

Team	Qtr.	Time	Play Description (Extra Point) (Drive Info)	Eagles	Chiefs
Chiefs	1	11:22	C.Santos 34 yd. Field Goal (8-73, 3:38)	0	3
Eagles	1	4:28	J.Elliott 34 yd. Field Goal (11-58, 6:54)	3	3
Chiefs	2	0:17	C.Santos 39 yd. Field Goal (4-3, 0:49)	3	6
Eagles	3	4:08	A.Jeffery 16 yd. pass from C.Wentz (J.Elliott kick) (7-81, 4:20)	10	6
Chiefs	3	1:20	K.Hunt 53 yd. run (C.Santos kick) (5-83, 2:48)	10	13
Eagles	4	11:57	J.Elliott 40 yd. Field Goal (10-44, 4:23)	13	13
Chiefs	4	6:25	T.Kelce 15 yd. pass from A.Smith (C.Santos kick) (5-31, 2:51)	13	20
Chiefs	4	2:14	K.Hunt 2 yd. run (C.Santos kick) (6-56, 3:13)	13	27
Eagles	4	0:08	N.Agholor 9 yd. pass from C.Wentz (J.Elliott kick) (13-75, 2:06)	20	27

EAGLES INDIVIDUAL STATISTICS

RUSHING: C.Wentz 4-55, D.Sproles 10-48, W.Smallwood 3-4

RECEIVING: A.Jeffery 7-92-1TD, Z.Ertz 5-97, T.Smith 4-66, M.Hollins 3-32, D.Sproles 2-30, T.Burton 1-10, N.Agholor 1-9-1TD, L.Blount 1-0, W.Smallwood 1--3

PASSING: C.Wentz 25-46-333-2TDs-1

INTERCEPTIONS: None

SACKS: F.Cox 1.0, M.Kendricks 1.0, C.Long 1.0, B.Graham 0.5, T.Jernigan 0.5

FIELD GOALS: J.Elliott (34G, 30WL, 40G)

CHIEFS INDIVIDUAL STATISTICS

RUSHING: K.Hunt 13-81-2TDs, A.Smith 4-21, T.Hill 1-6, A.Wilson 1-4

RECEIVING: T.Kelce 8-103-1TD, C.Conley 4-55, T.Hill 4-43, K.Hunt 3-28, A.Wilson 2-22

PASSING: A.Smith 21-28-251-1TD-0

INTERCEPTIONS: C.Jones 1--3

SACKS: C.Jones 3.0, D.Ford 1.0, J.Houston 1.0, B.Logan 1.0

FIELD GOALS: C.Santos (34G, 39G)

PHILADELPHIA 27, N.Y. GIANTS 24

SUNDAY, SEPTEMBER 24, 2017 - LINCOLN FINANCIAL FIELD



POST-GAME NOTES

ELLIOTT MAKES HISTORY

- Jake Elliott connected on a franchise-record 61-yard FG as time expired to give the Eagles a 27-24 home victory. Elliott converted back-to-back FGs of 46 and 61 yards in the last 51 seconds of the game to erase a 24-21 deficit.
- Elliott's 61-yard FG is tied for the 7th-longest FG in NFL history, trailing only Matt Prater (64 yards on 12/8/13 vs. Tennessee), David Akers (63 yards on 9/9/12 at Green Bay), Sebastian Janikowski (63 yards on 9/12/11 at Denver), Jason Elam (63 yards on 10/25/98 vs. Jacksonville), Tom Dempsey (63 yards on 11/8/70 vs. Detroit) and Matt Bryant (62 yards on 10/22/06 vs. Philadelphia). It is also tied for the 3rd-longest walk-off FG in NFL history, behind Dempsey and Bryant.
- Elliott's 61-yard FG is also the longest ever by an NFL rookie, breaking the record of 60 set by Greg Zuerlein on 9/30/12 vs. Seattle.

EAGLES RUSH FOR 193 YARDS

- The Eagles totaled season highs in rush attempts (39) and rushing yards (193). The last time Philadelphia had at least 39 rush attempts in a single game was on 11/27/14 at Dallas (45 attempts for 256 yards and 2 TDs in a 33-10 victory). The Eagles' 193 rushing yards were their most in a single game since 11/13/16 vs. Atlanta (38 attempts for 208 yards and 2 TDs in a 24-15 victory).

MORE FROM THE GAME

- Rasul Douglas registered his first career INT in the first quarter, becoming the first Eagle to record an INT within his first two career games since Nate Allen in 2010.
- The Eagles' 37:32 time of possession was their highest since 11/13/16 vs. Atlanta (38:10).



TEAM STATISTICS

	N.Y. GIANTS	PHILADELPHIA
First Downs	21	24
Net Yards Gained	415	354
Rushes/Yards	17/49	39/193
Net Yards Passing	366	161
Att/Comp/INT	47/35/2	31/21/0
Sacked/Yards Lost	0/0	3/15
Punts/Average	4/38.5	4/45.5
Fumbles/Lost	0/0	1/1
Penalties/Yards	10/137	9/103
Time of Possession	22:28	37:32
3rd-Down Efficiency	3/10	5/14
Turnover Ratio	-1	+1

SCORING RECAP

Team	Qtr.	Time	Play Description (Extra Point) (Drive Info)	Giants	Eagles
Eagles	2	9:29	L.Blount 1 yd. run (J.Elliott kick) (18-90, 9:34)	0	7
Eagles	3	5:15	Z.Ertz 3 yd. pass from C.Wentz (J.Elliott kick) (7-54, 3:43)	0	14
Giants	4	12:39	O.Beckham 10 yd. pass from E.Manning (A.Rosas kick) (5-55, 2:10)	7	14
Giants	4	10:53	O.Beckham 4 yd. pass from E.Manning (A.Rosas kick) (4-33, 1:20)	14	14
Giants	4	7:12	S.Shepard 77 yd. pass from E.Manning (A.Rosas kick) (2-78, 0:40)	21	14
Eagles	4	5:40	C.Clement 15 yd. run (J.Elliott kick) (4-75, 1:32)	21	21
Giants	4	3:08	A.Rosas 41 yd. FG (7-52, 2:32)	24	21
Eagles	4	0:51	J.Elliott 46 yd. FG (8-47, 2:17)	24	24
Giants	4	0:00	J.Elliott 61 yd. FG (3-19, 0:13)	24	27

EAGLES INDIVIDUAL STATISTICS

RUSHING: W.Smallwood 12-71, L.Blount 12-67-1TD, C.Clement 6-22-1TD, C.Wentz 6-22, D.Sproles 3-11

RECEIVING: Z.Ertz 8-55-1TD, A.Jeffery 4-56, T.Smith 4-29, N.Agholor 2-20, T.Burton 2-7, W.Smallwood 1-9

PASSING: C.Wentz 21-31-176-1TD-0

INTERCEPTIONS: R.Douglas 1-0, P.Robinson 1-0

SACKS: None

FIELD GOALS: J.Elliott (52WL, 46G, 61G)

GIANTS INDIVIDUAL STATISTICS

RUSHING: P.Perkins 9-22, O.Darkwa 7-22, S.Vereen 1-5

RECEIVING: O.Beckham 9-79-2TDs, B.Marshall 8-66, S.Shepard 7-133-1TD, E.Engram 5-45, S.Vereen 2-18, P.Perkins 2-8, O.Darkwa 1-11, R.Lewis 1-6

PASSING: E.Manning 35-47-366-3TDs-2

INTERCEPTIONS: None

SACKS: J.Bromley 1.0, D.Kennard 1.0, O.Vernon 1.0

FIELD GOALS: A.Rosas (41G)

PHILADELPHIA 26, L.A. CHARGERS 24

SUNDAY, OCTOBER 1, 2017 - STUBHUB CENTER



POST-GAME NOTES

RUSHING TO VICTORY

- The Eagles' 214 rushing yards marked the team's highest single-game total since 11/27/14 at Dallas (256 - W, 33-10).
- LeGarrette Blount led Philadelphia with a season-high 136 yards on 16 attempts (8.5 avg.). Blount's 136 yards marked the 5th-highest rushing total of his career. Blount became the first Eagle to rush for 136+ yards in a single game since LeSean McCoy on 11/27/14 at Dallas (159 - W, 33-10).

CONSECUTIVE FIELD GOALS

- Jake Elliott booted the Eagles to leads of 10-0, 13-0, 16-7 and 19-10 with FGs from 45, 40, 53 and 47 yards. Elliott has now made 6 consecutive FG attempts, all of which have been from 40+ yards (46, 61, 45, 40, 53, 47). During that stretch, Elliott's made FGs are averaging 48.7 yards in distance.

TIME OF POSSESSION

- Philadelphia turned in a time of possession of 39:18, which was its highest single-game figure since 9/11/16 vs. Cleveland (39:20 - W, 29-10). The Eagles posted a 37:00+ time of possession in consecutive games (37:32 in Week 3 vs. NYG) for the first time since 10/16/11-10/30/11.

TOTAL NET YARDS

- Philadelphia's 454 total net yards were the club's most in a single game since 11/8/15 at Dallas (459 - W, 33-27).

MORE FROM THE GAME

- The Eagles returned to the Los Angeles area for the first time since 9/23/90, when they defeated the Rams, 27-21, at Anaheim Stadium.



TEAM STATISTICS

	PHILADELPHIA	L.A. CHARGERS
First Downs	26	18
Net Yards Gained	454	400
Rushes/Yards	42/214	13/58
Net Yards Passing	240	342
Att/Comp/INT	31/17/0	38/22/0
Sacked/Yards Lost	1/2	2/5
Punts/Average	2/47.5	4/47.8
Fumbles/Lost	1/0	2/1
Penalties/Yards	9/58	9/39
Time of Possession	39:18	20:42
3rd-Down Efficiency	9/16	5/10
Turnover Ratio	+1	-1

SCORING RECAP

Team	Qtr.	Time	Play Description (Extra Point) (Drive Info)	Eagles	Chargers
Eagles	1	8:00	A.Jeffery 8 yd. pass from C.Wentz (J.Elliott kick) (6-68, 4:44)	7	0
Eagles	1	0:05	J.Elliott 45 yd. FG (11-65, 5:35)	10	0
Eagles	2	6:42	J.Elliott 40 yd. FG (11-58, 5:15)	13	0
Chargers	2	6:32	Ty.Williams 75 yd. pass from P.Rivers (Y.Koo kick) (1-75, 0:10)	13	7
Eagles	2	4:08	J.Elliott 53 yd. FG (8-40, 2:24)	16	7
Chargers	2	0:00	Y.Koo 28 yd. FG (8-77, 0:56)	16	10
Eagles	3	0:55	J.Elliott 47 yd. FG (13-60, 6:51)	19	10
Chargers	4	13:42	A.Ekeler 35 yd. run (Y.Koo kick) (7-75, 2:13)	19	17
Eagles	4	9:14	W.Smallwood 3 yd. run (J.Elliott kick) (7-75, 4:28)	26	17
Chargers	4	6:44	H.Henry 4 yd. pass from P.Rivers (Y.Koo kick) (8-75, 2:30)	26	24

EAGLES INDIVIDUAL STATISTICS

RUSHING: L.Blount 16-136, W.Smallwood 10-34-1TD, C.Clement 10-30, C.Wentz 6-14
RECEIVING: Z.Ertz 5-81, W.Smallwood 4-45, N.Agholor 3-58, A.Jeffery 3-29-1TD, L.Blount 1-20, T.Smith 1-9
PASSING: C.Wentz 17-31-242-1TD-0
INTERCEPTIONS: None
SACKS: B.Allen 1.0, C.Long 1.0
FIELD GOALS: J.Elliott (45G, 40G, 53G, 47G)

CHARGERS INDIVIDUAL STATISTICS

RUSHING: A.Ekeler 1-35-1TD, M.Gordon 10-22, B.Oliver 2-1
RECEIVING: K.Allen 5-138, Ty.Williams 5-115-1TD, A.Gates 3-18, A.Ekeler 2-23, T.Benjamin 2-21, H.Henry 2-16-1TD, M.Gordon 1-7, D.Inman 1-7, B.Oliver 1-2
PASSING: P.Rivers 22-38-347-2TDs-0
INTERCEPTIONS: NONE
SACKS: D.Philon 1.0
FIELD GOALS: Y.Koo (28G)

PHILADELPHIA 34, ARIZONA 7

SUNDAY, OCTOBER 8, 2017 - LINCOLN FINANCIAL FIELD



POST-GAME NOTES

CARSON WENTZ'S CAREER DAY

- Carson Wentz threw for a career-high 4 TDs, including 3 in the first quarter (previous career high was 2). Wentz's 4 passing TDs were the most by an Eagle in a single game since Nick Foles on 11/3/13 at Oakland (7). Wentz (24 years, 282 days) became the youngest Eagle to throw 4+ TDs in a single game since Donovan McNabb (24 years, 15 days) on 12/10/00 at Cleveland (also 4). Wentz became the first Eagle to record 3 first-quarter passing TDs since at least 1991.
- On third down, Wentz went 11-of-12 (91.7%) for 225 yards (18.8 avg.), 3 TDs, 9 first downs and a 158.3 passer rating (all single-game bests by an NFL QB on third down in 2017). His third-down passing yards and yards per attempt were the most by an Eagle since at least 1991 and he recorded the most third-down completions and highest third-down completion percentage by an Eagle since Donovan McNabb on 10/1/00 vs. Atlanta (11-of-11, 100.0%) (min. 10 attempts). Additionally, Wentz recorded the most third-down passing TDs by an Eagle since McNabb on 11/27/08 vs. Arizona (also 3)

FIRST-QUARTER SCORING

- Philadelphia opened with 3 consecutive TD drives (all passing TDs) in the first 14:17 of the game, giving the Eagles an early 21-0 advantage. Philadelphia scored 21+ points in the first quarter for the sixth time since 1950, last doing so on 12/22/13 vs. Chicago (also 21).

MORE FROM THE GAME

- Nelson Agholor finished with a career-high 93 yards on 4 receptions (23.3 avg.), including a career-long 72-yard TD in the third quarter that gave the Eagles a 31-7 lead.
- Torrey Smith caught a season-high 70 yards on 3 catches (23.3 avg.), including a 59-yard TD that made it 21-0 in the first quarter. It was Smith's longest receiving TD since registering a 73-yard score on 10/8/15 vs. Baltimore with SF.



TEAM STATISTICS

	ARIZONA	PHILADELPHIA
First Downs	16	19
Net Yards Gained	307	419
Rushes/Yards	14/31	33/122
Net Yards Passing	276	297
Att/Comp/INT	44/28/0	30/21/1
Sacked/Yards Lost	2/15	1/7
Punts/Average	7/49.6	3/43.0
Fumbles/Lost	1/1	0/0
Penalties/Yards	7/61	5/60
Time of Possession	24:13	35:47
3rd-Down Efficiency	4/14	9/14
Turnover Ratio	Even	Even

SCORING RECAP

Team	Qtr.	Time	Play Description (Extra Point) (Drive Info)	Cardinals	Eagles
Eagles	1	8:19	T.Burton 15 yd. pass from C.Wentz (J.Elliott kick) (10-54, 5:26)	0	7
Eagles	1	3:52	Z.Ertz 11 yd. pass from C.Wentz (J.Elliott kick) (3-15, 1:30)	0	14
Eagles	1	0:43	T.Smith 59 yd. pass from C.Wentz (J.Elliott kick) (3-64, 1:33)	0	21
Cardinals	2	11:42	J.Brown 13 yd. pass from C.Palmer (P.Dawson kick) (10-75, 4:01)	7	21
Eagles	3	9:18	J.Elliott 36 yd. Field Goal (11-57, 5:42)	7	24
Eagles	3	6:16	N.Agholor 72 yd. pass from C.Wentz (J.Elliott kick) (3-63, 1:01)	7	31
Eagles	4	2:00	J.Elliott 28 yd. Field Goal (13-58, 9:14)	7	34

EAGLES INDIVIDUAL STATISTICS

RUSHING: L.Blount 14-74, K.Barner 5-23, C.Clement 7-17, C.Wentz 6-11, T.Smith 1--3
RECEIVING: Z.Ertz 6-61-1TD, N.Agholor 4-93-1TD, T.Smith 3-70-1TD, A.Jeffery 3-31, T.Burton 2-16-1TD, C.Clement 1-22, M.Johnson 1-6, B.Celek 1-5
PASSING: C.Wentz 21-30-304-4TDs-1
INTERCEPTIONS: None
SACKS: V.Curry 1.0, B.Graham 1.0
FIELD GOALS: J.Elliott (36G, 28G)

CARDINALS INDIVIDUAL STATISTICS

RUSHING: C.Johnson 9-21, J.Nelson 1-14, K.Williams 3--2, A.Ellington 1--2
RECEIVING: A.Ellington 9-65, L.Fitzgerald 6-51, J.Nelson 4-80, Ja.Brown 3-39, J.Brown 2-26-1TD, J.Gresham 2-16, C.Johnson 1-8, E.Penny 1-6
PASSING: C.Palmer 28-44-291-1TD-0
INTERCEPTIONS: A.Bethea 1-0
SACKS: C.Jones 1.0
FIELD GOALS: P.Dawson (51B)

PHILADELPHIA 28, CAROLINA 23

SUNDAY, OCTOBER 12, 2017 - BANK OF AMERICA STADIUM



POST-GAME NOTES

WENTZ THROWS FOR 3TDs

- Carson Wentz became the first Eagle to throw 3+ TDs in back-to-back games (7 TDs in 2 games) since Nick Foles from 11/3/13-11/10/13 (10 TDs in 2 games).
- Wentz finished with 222 yards, on 16-of-30 passing, for 3 TDs and a 110.7 QB rating. It was his second consecutive game with a QB rating over 110 (128.3 vs. Arizona on 10/8/17).

MULTI-TOUCHDOWN GAME FOR ERTZ

- Zach Ertz caught a 1-yard TD in the second quarter to tie the game, 10-10, and a 17-yard TD in the third quarter to take the lead, 18-10. It was the 3rd multi-TD performance of Ertz's career and first since 1/1/17 vs. Dallas (also 2).

TAKEAWAYS

- Philadelphia scored 15 points off takeaways after its defense turned in its second game with multiple INTs this season (also 9/24/17 vs. NYG - 2).
- Rasul Douglas, Jalen Mills and Patrick Robinson each picked off Cam Newton to give Philadelphia its first 3-INT game since 12/22/16 vs. NYG (W, 24-19).
- Douglas became the 7th Eagle since 1970 to produce multiple INTs in their first 5 career games

MORE FROM THE GAME

- DE Derek Barnett and DT Justin Hamilton recorded the first sacks of their pro careers when they teamed up to bring down Newton in the fourth quarter
- Philadelphia's defense held Carolina's RB unit to 1 total rushing yard for the game



TEAM STATISTICS

	PHILADELPHIA	CAROLINA
First Downs	15	23
Net Yards Gained	310	305
Rushes/Yards	27/101	25/80
Net Yards Passing	209	225
Att/Comp/INT	30/16/0	52/28/3
Sacked/Yards Lost	3/13	2/14
Punts/Average	6/50.8	3/45.3
Fumbles/Lost	2/1	1/0
Penalties/Yards	10/126	1/1
Time of Possession	28:34	31:26
3rd-Down Efficiency	5/14	4/16
Turnover Ratio	+2	-2

SCORING RECAP

Team	Qtr.	Time	Play Description (Extra Point) (Drive Info)	Eagles	Panthers
Eagles	1	6:57	J.Elliott 50 yd. FG (11-53, 5:18)	3	0
Panthers	1	2:17	G.Gano 39 yd. FG (9-54, 4:40)	3	3
Panthers	2	10:34	C.Newton 16 yd. run (G.Gano kick) (4-43, 1:59)	3	10
Eagles	2	2:32	Z.Ertz 1 yd. pass from C.Wentz (J.Elliott kick) (7-12, 3:54)	10	10
Eagles	3	13:59	Z.Ertz 17 yd. pass from C.Wentz (L.Blount run) (2-17, 0:08)	18	10
Panthers	3	11:19	G.Gano 20 yd. FG (7-63, 2:40)	18	13
Eagles	3	8:02	J.Elliott 48 yd. FG (7-45, 3:17)	21	13
Panthers	3	3:23	G.Gano 46 yd. FG (7-37, 2:42)	21	16
Eagles	4	14:55	N.Agholor 24 yd. pass from C.Wentz (J.Elliott kick) (6-75, 3:28)	28	16
Panthers	4	8:04	C.McCaffrey 1 yd. pass from C.Newton (G.Gano kick) (13-75, 6:51)	28	23

EAGLES INDIVIDUAL STATISTICS

RUSHING: L.Blount 14-67, C.Wentz 6-25, K.Barner 5-7, C.Clement 2-2
RECEIVING: A.Jeffery 4-71, N.Agholor 4-55-1TD, M.Hollins 2-38, Z.Ertz 2-18-2TDs, M.Johnson 1-16, K.Barner 1-9, T.Burton 1-9, T.Smith 1-6
PASSING: C.Wentz 16-30-222-3TDs-0
INTERCEPTIONS: R.Douglas 1-7, J.Mills 1-1, P.Robinson 1-0
SACKS: D.Barnett 0.5, F.Cox 0.5, B.Graham 0.5, J.Hamilton 0.5
FIELD GOALS: J.Elliott (50G, 48G)

PANTHERS INDIVIDUAL STATISTICS

RUSHING: C.Newton 11-71-1TD, C.McCaffrey 4-8, C.Samuel 1-8, F.Whittaker 1--3, J.Stewart 8--4
RECEIVING: C.McCaffrey 10-56-1TD, K.Benjamin 9-99, E.Dickson 4-36, D.Funchess 3-36, R.Shepard 2-12
PASSING: C.Newton 28-52-239-1TD-3
INTERCEPTIONS: NONE
SACKS: J.Bradberry 1.0, T.Davis 1.0, J.Peppers 1.0
FIELD GOALS: G.Gano (39G, 20G, 46G)

PHILADELPHIA 34, WASHINGTON 24

MONDAY, OCTOBER 23, 2017 - LINCOLN FINANCIAL FIELD



POST-GAME NOTES

WENTZ TIES CAREER HIGH IN PASSING TDs

- Through Week 7, Carson Wentz now leads the NFL with a career-high 17 passing TDs. Wentz is the first Eagles QB to throw 3+ TDs in 3 consecutive games since Bobby Thoma-son from 11/1/53-11/15/53 (also 3 games). Wentz is the first Eagles QB since 1950 to throw 17+ TDs and no more than 4 INTs in the first 7 games of the season

ERTZ LEADS EAGLES RECEIVERS

- Ertz has caught a TD in 3 straight games, which is the longest streak by an Eagle since Jordan Matthews from 12/20/15-9/11/16 (4 games) and the longest by an Eagles TE since Brent Celek from 12/18/11-1/1/12 (3 games)

MULTIPLE EAGLES WITH 5+ RECEIVING TDs

- Nelson Agholor and Ertz are just the third pair of Eagles since 1950 to each record 5+ receiving TDs in the first 7 games of the season, joining Tommy McDonald (5) and Pete Retzlaff (5) in 1961 and Pete Pihos (7) and Bobby Walston (8) in 1954

KEY ROOKIE PERFORMANCES

- Mack Hollins and Corey Clement became the first pair of Eagles rookies to post receiving TDs in the same game since Jason Avant and Hank Baskett on 12/31/06 vs. Atlanta
- Hollins' 64-yard TD was the first score of Hollins' career and was the longest receiving TD by an Eagles rookie since Hank Baskett (89-yard TD) on 12/31/06 vs. Atlanta
- Clement, who caught a 9-yard TD, is the first Eagles rookie running back to catch a TD since Robert Drummond on 12/24/89 vs. Phoenix Cardinals
- Derek Barnett became the first Eagles rookie to register 2.0+ sacks in a single game since Trent Cole (also 2.0) on 11/20/05 at N.Y. Giants



TEAM STATISTICS

	WASHINGTON	PHILADELPHIA
First Downs	19	23
Net Yards Gained	344	371
Rushes/Yards	18/75	33/127
Net Yards Passing	269	244
Att/Comp/INT	40/30/1	25/17/1
Sacked/Yards Lost	4/34	3/24
Punts/Average	5/47.8	3/51.0
Fumbles/Lost	1/0	2/0
Penalties/Yards	5/55	9/55
Time of Possession	30:15	29:45
3rd-Down Efficiency	4/12	6/12
Turnover Ratio	Even	Even

SCORING RECAP

Team	Qtr.	Time	Play Description (Extra Point) (Drive Info)	Redskins	Eagles
Redskins	1	11:18	N.Rose 27 yd. Field Goal (8-66, 3:42)	3	0
Eagles	2	13:15	J.Elliott 50 yd. Field Goal (9-63, 4:04)	3	3
Redskins	2	9:14	C.Thompson 7 yd. pass from K.Cousins (N.Rose kick) (7-81, 4:01)	10	3
Eagles	2	3:19	M.Hollins 64 yd. pass from C.Wentz (J.Elliott kick) (7-80, 3:01)	10	10
Eagles	2	0:22	Z.Ertz 4 yd. pass from C.Wentz (J.Elliott kick) (6-80, 1:30)	10	17
Eagles	3	9:43	C.Clement 9 yd. pass from C.Wentz (J.Elliott kick) (10-81, 5:17)	10	24
Redskins	3	0:44	J.Reed 5 yd. pass from K.Cousins (N.Rose kick) (8-52, 4:04)	17	24
Eagles	4	11:10	N.Agholor 10 yd. pass from C.Wentz (J.Elliott kick) (9-75, 4:34)	17	31
Eagles	4	6:19	J.Elliott 42 yd. Field Goal (4-2, 2:20)	17	34
Redskins	4	3:17	J.Reed 12 yd. pass from K.Cousins (N.Rose kick) (9-75, 3:02)	24	34

EAGLES INDIVIDUAL STATISTICS

RUSHING: C.Wentz 8-63, L.Blount 14-29, W.Smallwood 8-25, C.Clement 1-6, K.Barner 2-4
RECEIVING: Z.Ertz 5-89-1TD, N.Agholor 4-45-1TD, A.Jeffery 2-37, W.Smallwood 2-14, M.Hollins 1-64-1TD, C.Clement 1-9-1TD, T.Burton 1-7, B.Celek 1-3
PASSING: C.Wentz 17-25-268-4TDs-1
INTERCEPTIONS: C.Graham 1-14
SACKS: D.Barnett 2.0, F.Cox 1.0, M.Jenkins 1.0
FIELD GOALS: J.Elliott (50G, 42G 45RU)

REDSKINS INDIVIDUAL STATISTICS

RUSHING: C.Thompson 7-38, K.Cousins 3-18, R.Kelley 7-16, J.Crowder 1-3
RECEIVING: J.Reed 8-64-2TDs, C.Thompson 5-26-1TD, V.Davis 4-67, J.Doctson 3-39, R.Grant 3-19, J.Crowder 2-28, T.Pryor 2-14, R.Kelley 2-14, N.Paul 1-32
PASSING: K.Cousins 30-40-303-3TDs-1
INTERCEPTIONS: Q.Dunbar 1-0
SACKS: Z.Brown 1.5, M.Foster 0.5, J.Galette 0.5, R.Kerrigan 0.5
FIELD GOALS: N.Rose (27G)

PHILADELPHIA 33, SAN FRANCISCO 10

SUNDAY, OCTOBER 29, 2017 - LINCOLN FINANCIAL FIELD



POST-GAME NOTES

WENTZ CONTINUES IMPRESSIVE SEASON

- Through Week 8, Carson Wentz leads the NFL with a career-high 19 passing TDs, which are the most by an Eagles QB through 8 games since 1950.
- Wentz joined Aaron Rodgers in 2015 (19-213), Steve Young in 1988 (21-227) and Fran Tarkenton in 1967 (19-214) as the only NFL QBs since 1950 with 19+ passing TDs and 200+ rushing yards through 8 games.

ERTZ EXTENDS TOUCHDOWN STREAK

- Zach Ertz has caught a TD pass in 4 consecutive games, becoming the first Eagles TE to accomplish that feat since Charle Young from 12/1/74-9/21/75 (also 4). Ertz became the only Eagles TE since 1970 to record 6+ receiving TDs through 8 games.

RUSHING OFFENSE

- Philadelphia has now recorded 100+ rushing yards in 7 consecutive games for the first time since 12/30/12-10/13/13 (also 7).

ELLIOTT IN THE RECORD BOOKS

- Jake Elliott converted each of his FG attempts from 40 and 51 yards. Elliott now owns the franchise record for the most 50+ yard FGs (5) in a single season. Elliott is tied with Paul McFadden in 1984 for the 2nd-most 40+ yard FGs (13) in Eagles single-season history, trailing only David Akers in 2004 (17).

MORE FROM THE GAME

- Donnie Jones played in his 200th consecutive game, which is the 4th-longest active streak in the NFL, trailing only Shane Lechler (245), Jason Witten (226) and Eli Manning (206).



TEAM STATISTICS

	SAN FRANCISCO	PHILADELPHIA
First Downs	14	19
Net Yards Gained	238	304
Rushes/Yards	24/94	31/112
Net Yards Passing	144	192
Att/Comp/INT	36/17/2	32/18/1
Sacked/Yards Lost	4/23	3/19
Punts/Average	8/45.5	6/45.8
Fumbles/Lost	0/0	0/0
Penalties/Yards	6/69	4/35
Time of Possession	27:03	32:57
3rd-Down Efficiency	3/15	4/14
Turnover Ratio	-1	+1

SCORING RECAP

Team	Qtr.	Time	Play Description (Extra Point) (Drive Info)	49ers	Eagles
Eagles	1	2:36	J.Elliott 40 yd. Field Goal (11-52, 5:50)	0	3
Eagles	2	1:51	Z.Ertz 1 yd. pass from C.Wentz (kick failed, wl) (6-56, 2:51)	0	9
Eagles	2	1:24	J.Mills 37 yd. interception return (C.Wentz-A.Jeffery pass)	0	17
Eagles	3	8:01	J.Elliott 51 yd. Field Goal (6-19, 1:25)	0	20
49ers	3	4:29	M.Breida 21 yd. pass from C.Beathard (R.Gould kick) (2-21, 0:14)	7	20
Eagles	3	3:37	A.Jeffery 53 yd. pass from C.Wentz (J.Elliott kick) (3-75, 0:52)	7	27
Eagles	4	10:22	L.Blount 12 yd. run (kick failed, wl) (8-62, 3:38)	7	33
49ers	4	5:20	R.Gould 50 yd. Field Goal (11-43, 5:02)	10	33

EAGLES INDIVIDUAL STATISTICS

RUSHING: C.Clement 10-54, L.Blount 16-48-1TD, C.Wentz 2-7, W.Smallwood 1-5, N.Foles 2--2
RECEIVING: Z.Ertz 4-34-1TD, N.Agholor 3-26, A.Jeffery 2-62-1TD, M.Hollins 2-30, T.Burton 2-21, K.Barner 2-11, B.Celek 1-14, W.Smallwood 1-9, L.Blount 1-4
PASSING: C.Wentz 18-32-211-2TDs-1
INTERCEPTIONS: J.Mills 1-37-1TD, R.McLeod 1-4
SACKS: F.Cox 1.0, V.Curry 1.0, B.Graham 1.0, M.Kendricks 1.0
FIELD GOALS: J.Elliott (40G, 51G)

49ERS INDIVIDUAL STATISTICS

RUSHING: C.Beathard 6-40, C.Hyde 12-25, M.Breida 5-17, K.Juszczyk 1-12
RECEIVING: M.Breida 4-39-1TD, C.Hyde 4-22, T.Taylor 3-33, G.Kittle 2-22, P.Garcon 2-17, G.Celek 1-24, C.Hikutini 1-10
PASSING: C.Beathard 17-36-167-1TD-2
INTERCEPTIONS: Witherspoon 1-19
SACKS: L.Douzable 2.0, E.Mitchell 1.0
FIELD GOALS: R.Gould (27B, 50G)

PHILADELPHIA 51, DENVER 23

SUNDAY, NOVEMBER 5, 2017 - LINCOLN FINANCIAL FIELD



POST-GAME NOTES

RECORDS AND STREAKS

- Philadelphia started 8-1 for just the fifth time in franchise history, having previously done so in 2004, 1980, 1960 and 1949.
- Philadelphia owns a 7+ game winning streak for the first time since 12/27/03-10/31/04 (8 games). The last time the Eagles won 7+ straight games in a single season was in 2004 (7 games, 9/12/04-10/31/04).

POINT PRODUCTION

- Philadelphia scored 50+ points for just the ninth time in franchise history. The Eagles' 51 points were their most in a single game since 12/22/13 vs. Chicago (W, 54-11). Philadelphia has scored 30+ points in 3 consecutive games for the first time since 9/7/14-9/21/14 (also 3).

RUSHING OFFENSE

- Philadelphia rushed for 197 yards against a Denver defense that entered the game ranked 2nd in the NFL in rushing yards allowed per game (72.9 ypg through Week 8).

RUSHING DEFENSE

- Philadelphia held Denver to just 35 rushing yards on 19 attempts (1.8 avg.). Philadelphia has held teams to just 598 rushing yards this season. The Eagles' 598 rushing yards allowed are their fewest allowed through 9 games since 1944 (518 yards).

CLEMENT COMBINES FOR 3 TDs

- Corey Clement became the first Eagle to record 2+ rushing TDs and 1+ receiving TD in the same game since Brian Westbrook on 11/27/08 vs. Ari. (2 rushing, 2 receiving). Clement is the first Eagles rookie to accomplish that feat since Don Johnson on 11/15/53 vs. Bal. (2 rushing, 1 receiving).



TEAM STATISTICS

	DENVER	PHILADELPHIA
First Downs	14	25
Net Yards Gained	226	419
Rushes/Yards	19/35	37/197
Net Yards Passing	191	222
Att/Comp/INT	38/19/2	28/16/0
Sacked/Yards Lost	3/17	2/12
Punts/Average	6/50.3	2/54.0
Fumbles/Lost	1/0	1/1
Penalties/Yards	14/105	5/35
Time of Possession	30:06	29:54
3rd-Down Efficiency	3/13	5/13
Turnover Ratio	-1	+1

SCORING RECAP

Team	Qtr.	Time	Play Description (Extra Point) (Drive Info)	Broncos	Eagles
Broncos	1	10:35	B.McManus 52 yd. Field Goal (9-41, 4:25)	3	0
Eagles	1	6:34	A.Jeffery 32 yd. pass from C.Wentz (J.Elliott kick) (7-75, 4:01)	3	7
Eagles	1	1:53	J.Elliott 45 yd. Field Goal (6-29, 2:14)	3	10
Eagles	1	0:53	C.Clement 15 yd. pass from C.Wentz (J.Elliott kick) (3-15, 0:51)	3	17
Broncos	2	11:05	B.McManus 53 yd. Field Goal (4-8, 1:00)	6	17
Eagles	2	9:15	T.Burton 27 yd. pass from C.Wentz (J.Elliott kick) (6-75, 1:50)	6	24
Broncos	2	3:03	B.McManus 24 yd. Field Goal (12-69, 6:12)	9	24
Eagles	2	1:20	J.Ajayi 46 yd. run (J.Elliott kick) (4-75, 1:43)	9	31
Eagles	3	7:32	C.Clement 2 yd. run (J.Elliott kick) (13-77, 7:28)	9	38
Eagles	3	3:00	A.Jeffery 4 yd. pass from C.Wentz (kick failed, wr) (3-11, 1:25)	9	44
Broncos	4	9:45	D.Thomas 1 yd. pass from B.Osweiler (B.McManus kick) (13-75, 8:15)	16	44
Broncos	4	8:09	B.Marshall 19 yd. fumble return (B.McManus kick)	23	44
Eagles	4	4:44	C.Clement 4 yd. run (J.Elliott kick) (5-48, 3:25)	23	51

EAGLES INDIVIDUAL STATISTICS

RUSHING: J.Ajayi 8-77-1TD, C.Clement 12-51-2TDs, L.Blount 9-37, W.Smallwood 5-25, C.Wentz 2-8, N.Foles 1--1
RECEIVING: A.Jeffery 6-84-2TDs, B.Celek 3-39, T.Burton 2-41-1TD, N.Agholor 2-36, C.Clement 1-15-1TD, T.Smith 1-11, M.Hollins 1-8
PASSING: C.Wentz 15-27-199-4TDs-0, N.Foles 1-1-35-0TDs-0
INTERCEPTIONS: R.McLeod 1-50, P.Robinson 1-17
SACKS: N.Bradham 1.0, V.Curry 1.0, C.Long 1.0
FIELD GOALS: J.Elliott (45G)

BRONCOS INDIVIDUAL STATISTICS

RUSHING: D.Booker 6-21, C.Anderson 9-13, J.Charles 4-1
RECEIVING: D.Thomas 8-70-1TD, J.Charles 4-23, C.Latimer 2-51, D.Booker 2-9, E.Sanders 1-30, I.McKenzie 1-14, A.Derby 1-11
PASSING: B.Osweiler 19-38-208-1TD-2
INTERCEPTIONS: NONE
SACKS: B.Marshall 1.0, V.Miller 1.0
FIELD GOALS: B.McManus (52G, 53G, 24G)

PHILADELPHIA 37, DALLAS 9

SUNDAY, NOVEMBER 19, 2017 - AT&T STADIUM



POST-GAME NOTES

EAGLES RUSH FOR 215 YARDS & 2 TDs

- Philadelphia rushed for a season-high 215 yards, which are the club's most in a single game since rushing for 256 yards at Dallas on 11/27/14.
- Jay Ajayi led the Eagles with 91 yards on 7 carries (13.0 avg.), including a career-long 71-yard rush in the 3rd quarter.
- Corey Clement scored his 4th rushing TD of the season and is now tied for the 3rd-most rushing TDs by an Eagles rookie in franchise history, trailing only Don Johnson in 1953 (5) and Steve Van Buren in 1944 (5).

EAGLES SACK PRESCOTT 4 TIMES

- Philadelphia recorded 4.0 sacks vs. Dak Prescott and has now produced multiple sacks in 7 consecutive games, which is the club's longest streak since 12/20/15-10/9/16 (also 7). The last time the Eagles tallied multiple sacks in 7+ straight games in a single season was in 2012 (8 games, 10/28/12-12/13/12).
- Derek Barnett led the Eagles with a career-high-tying 2.0 sacks, becoming the first Eagles rookie to have two multi-sack games since Trent Cole in 2005. Barnett now has 4.5 sacks (all of which have been recorded in the last 5 games), which are the most by an Eagles rookie since Fletcher Cox (5.5) in 2012.

MORE FROM THE GAME

- Alshon Jeffery caught his 6th TD pass of the season and added a 2-point conversion in the 3rd quarter. Jeffery leads the NFL with three 2-point conversions this season. The last NFL player to record three 2-point conversions in a single season was Reggie Bush in 2007.



TEAM STATISTICS

	PHILADELPHIA	DALLAS
First Downs	17	14
Net Yards Gained	383	225
Rushes/Yards	33/215	27/112
Net Yards Passing	168	113
Att/Comp/INT	27/14/0	32/18/3
Sacked/Yards Lost	0/0	4/32
Punts/Average	6/45.8	5/46.8
Fumbles/Lost	0/0	1/1
Penalties/Yards	3/30	2/10
Time of Possession	29:29	30:31
3rd-Down Efficiency	5/14	3/14
Turnover Ratio	+4	-4

SCORING RECAP

Team	Qtr.	Time	Play Description (Extra Point) (Drive Info)	Eagles	Cowboys
Cowboys	1	13:22	M.Nugent 48 yd. FG (4-7, 1:38)	0	3
Eagles	1	9:03	K.Barner 4 yd. run (J.Elliott kick) (8-75, 4:19)	7	3
Cowboys	1	3:16	M.Nugent 27 yd. FG (11-65, 5:47)	7	6
Cowboys	2	0:55	M.Nugent 47 yd. FG (15-59, 7:19)	7	9
Eagles	3	10:56	C.Clement 11 yd. run (C.Clement run) (8-75, 4:04)	15	9
Eagles	3	5:40	T.Smith 11 yd. pass from C.Wentz (C.Wentz-A.Jeffery pass) (5-90, 2:28)	23	9
Eagles	4	12:02	A.Jeffery 17 yd. pass from C.Wentz (pass failed) (11-85, 5:48)	29	9
Eagles	4	10:43	N.Bradham 37 yd. fumble return (C.Wentz-T.Burton pass)	37	9

EAGLES INDIVIDUAL STATISTICS

RUSHING: J.Ajayi 7-91, L.Blount 13-57, C.Clement 6-50-1TD, C.Wentz 6-13, K.Barner 1-4-1TD
RECEIVING: A.Jeffery 4-67-1TD, T.Smith 3-28-1TD, Z.Ertz 2-8, B.Celek 1-28, K.Barner 1-22, J.Ajayi 1-10, M.Hollins 1-7, N.Agholor 1--2
PASSING: C.Wentz 14-27-168-2TDs-0
INTERCEPTIONS: R.McLeod 1-13, R.Darby 1-5, M.Jenkins 1-0
SACKS: D.Barnett 2.0, B.Graham 1.0, T.Jernigan 1.0
FIELD GOALS: J.Elliott (34WR)

COWBOYS INDIVIDUAL STATISTICS

RUSHING: A.Morris 17-91, R.Smith 8-11, D.Prescott 2-10
RECEIVING: D.Bryant 8-63, T.Williams 4-35, B.Butler 2-19, C.Beasley 2-7, N.Brown 1-14, J.Witten 1-7
PASSING: D.Prescott 18-31-145-0TDs-3, C.Rush 0-1-0-0TDs-0
INTERCEPTIONS: NONE
SACKS: NONE
FIELD GOALS: M.Nugent (48G, 27G, 47G)

PHILADELPHIA 31, CHICAGO 3

SUNDAY, NOVEMBER 26, 2017 - LINCOLN FINANCIAL FIELD



POST-GAME NOTES

RECORDS & STREAKS

- Philadelphia owns the best record (10-1) in the NFL this season. The Eagles have started 10-1 for just the fourth time in franchise history (tied for their best start all-time through 11 games), having previously done so in 2004, 1980 and 1949.
- Philadelphia has won a franchise-record-tying 9 consecutive games for just the third time in team history, having previously done so in 2003 (10/19/03-12/15/03) and 1960 (9/30/60-12/4/60).

POINT PRODUCTION

- Philadelphia leads the NFL with 351 points, which are the most through 11 games in franchise history.

EAGLES DEFENSE

- Philadelphia allowed only 140 total yards, which was their fewest allowed in a single game since 12/1/96 vs. N.Y. Giants (121 yards). The Eagles also held Chicago to just 6 rushing yards, which is their fewest rushing yards allowed in a single game since 1950.
- The Eagles have held opponents to 9-or-fewer points in back-to-back games for the first time in a single season since 11/21/04-11/28/04 (also 2 games).

RUSHING OFFENSE

- Philadelphia finished the game with 176 rushing yards, including a game-high 97 yards on 15 carries by LeGarrette Blount. The Eagles have rushed for 175+ yards in 3 consecutive games for the first time since 11/25/90-12/9/90 (also 3 games).

TOUCHDOWN TRIO

- Zach Ertz led Philadelphia with season highs in receptions (10) and receiving yards (103) and became the Eagles' first 100+ yard receiver this season.
- Philadelphia has three different players with 6+ receiving TDs (Ertz - 7, Agholor - 6, Jeffery - 6) through 11 games for the first time in franchise history.



TEAM STATISTICS

	CHICAGO	PHILADELPHIA
First Downs	8	24
Net Yards Gained	140	420
Rushes/Yards	14/6	33/176
Net Yards Passing	134	244
Att/Comp/INT	33/17/2	39/26/0
Sacked/Yards Lost	2/13	1/4
Punts/Average	6/41.8	2/43.5
Fumbles/Lost	2/0	4/3
Penalties/Yards	9/56	11/70
Time of Possession	22:52	37:08
3rd-Down Efficiency	3/13	7/16
Turnover Ratio	+1	-1

SCORING RECAP

Team	Qtr.	Time	Play Description (Extra Point) (Drive Info)	Bears	Eagles
Eagles	1	6:04	Z.Ertz 17 yd. pass from C.Wentz (J.Elliott kick) (8-44, 3:36)	0	7
Eagles	2	10:52	N.Agholor 15 yd. pass from C.Wentz (J.Elliott kick) (9-56, 5:27)	0	14
Eagles	2	6:52	J.Elliott 45 yd. Field Goal (5-18, 2:29)	0	17
Eagles	2	0:05	A.Jeffery 8 yd. pass from C.Wentz (J.Elliott kick) (13-69, 4:33)	0	24
Bears	3	8:40	C.Santos 39 yd. Field Goal (10-36, 6:20)	3	24
Eagles	4	13:37	N.Agholor fumble recovery in end zone (J.Elliott kick) (6-73, 2:25)	3	31

EAGLES INDIVIDUAL STATISTICS

RUSHING: L.Blount 15-97, C.Wentz 5-29, C.Clement 4-27, J.Ajayi 5-26, N.Foles 4--3
RECEIVING: Z.Ertz 10-103-1TD, A.Jeffery 5-52-1TD, T.Smith 4-30, N.Agholor 3-32-1TD, M.Hollins 2-12, C.Clement 1-12, J.Ajayi 1-7
PASSING: C.Wentz 23-36-227-3TDs-0, N.Foles 3-3-21-0TDs-0
INTERCEPTIONS: C.Graham 1-59, M.Jenkins 1-0
SACKS: F.Cox 1.0, B.Graham 1.0
FIELD GOALS: J.Elliott (45G)

BEARS INDIVIDUAL STATISTICS

RUSHING: M.Trubisky 4-12, Jo.Howard 7-6, B.Cunningham 1--1, T.Cohen 2--11
RECEIVING: D.Inman 4-64, T.McBride 2-20, D.Brown 2-20, K.Wright 2-15, Jo.Howard 2-13, T.Cohen 2-8, B.Cunningham 1-9, A.Shaheen 1-1, D.Sims 1--3
PASSING: M.Trubisky 17-33-147-0TDs-2
INTERCEPTIONS: NONE
SACKS: J.Bullard 1.0
FIELD GOALS: C.Santos (54SH, 38G)

PHILADELPHIA 10, SEATTLE 24

SUNDAY, DECEMBER 3, 2017 - CENTURYLINK FIELD



POST-GAME NOTES

AGHOLOR'S CAREER GAME

- Nelson Agholor led the Eagles with career highs in receptions (7) and receiving yards (141) while also adding a 27-yard TD in the fourth quarter. Agholor's 141 receiving yards are the most by an Eagle in a single game since Zach Ertz on 1/3/16 at N.Y. Giants (152 yards).
- Agholor is tied with Zach Ertz and Alshon Jeffery for the team lead with a career-high 7 receiving TDs (tied for 5th-most in the NFL). This is the first time in franchise history that the Eagles have had three different receivers with 7+ receiving TDs each through 12 games. The last NFL team to accomplish that feat was the 2014 Broncos (Julius Thomas - 12, Demaryius Thomas - 10, Emmanuel Sanders - 7).

WENTZ MOVES UP IN EAGLES RECORD BOOK

- Carson Wentz leads the NFL with a career-high 29 passing TDs, which are now tied with Norm Snead in 1967 for the 4th-most in Eagles single-season history, trailing only Sonny Jurgensen in 1961 (32), Donovan McNabb in 2004 (31) and Randall Cunningham in 1990 (30).
- Wentz's 348 passing yards were the 2nd-highest single-game total of his career (364 yards on 11/6/16 at N.Y. Giants).

GRAHAM & BARNETT REGISTER SACKS

- Brandon Graham finished the game with 1.5 sacks to bring his season total to a career-high 8.5 sacks, which are the most by an Eagle since Fletcher Cox in 2015 (9.5) and the most by an Eagle through 12 games since Connor Barwin in 2014 (12.5). Graham now has 37.5 career sacks, which are the 7th-most in Eagles all-time history.
- Derek Barnett registered a half-sack to bring his season total to 5.0 sacks, which are the most by an Eagles rookie since Fletcher Cox in 2012 (5.5) and the most by an Eagles rookie through 12 games since Trent Cole in 2005 (5.0).



TEAM STATISTICS

	PHILADELPHIA	SEATTLE
First Downs	25	20
Net Yards Gained	425	310
Rushes/Yards	26/98	25/101
Net Yards Passing	327	209
Att/Comp/INT	45/29/1	31/20/0
Sacked/Yards Lost	3/21	2/18
Punts/Average	3/41.0	5/39.8
Fumbles/Lost	2/1	0/0
Penalties/Yards	7/64	5/46
Time of Possession	31:54	28:06
3rd-Down Efficiency	8/16	6/12
Turnover Ratio	-2	+2

SCORING RECAP

Team	Qtr.	Time	Play Description (Extra Point) (Drive Info)	Eagles	Seahawks
Seahawks	1	9:47	B.Walsh 46 yd. Field Goal (12-53, 5:13)	0	3
Seahawks	1	0:10	J.Graham 11 yd. pass from R.Wilson (B.Walsh kick) (5-85, 2:48)	0	10
Eagles	2	7:51	J.Elliott 26 yd. Field Goal (16-75, 7:19)	3	10
Seahawks	3	5:42	T.Lockett 1 yd. pass from R.Wilson (B.Walsh kick) (11-80, 3:57)	3	17
Eagles	4	12:08	N.Agholor 27 yd. pass from C.Wentz (J.Elliott kick) (7-81, 3:48)	10	17
Seahawks	4	7:29	J.McKissic 15 yd. pass from R.Wilson (B.Walsh kick) (10-73, 4:39)	10	24

EAGLES INDIVIDUAL STATISTICS

RUSHING: J.Ajayi 9-36, C.Wentz 6-30, L.Blount 8-26, C.Clement 3-7
RECEIVING: N.Agholor 7-141-1TD, T.Smith 5-29, A.Jeffery 4-61, T.Burton 4-42, C.Clement 3-30, J.Ajayi 3-11, Z.Ertz 2-24, M.Hollins 1-10
PASSING: C.Wentz 29-45-348-1TD-1
INTERCEPTIONS: NONE
SACKS: B.Graham 1.5, D.Barnett 0.5
FIELD GOALS: J.Elliott (26G)

SEAHAWKS INDIVIDUAL STATISTICS

RUSHING: M.Davis 16-64, R.Wilson 6-31, T.Rawls 1-4, E.Lacy 1-3, J.McKissic 1--1
RECEIVING: D.Baldwin 5-84, M.Davis 4-37, N.Vannett 3-40, J.Graham 3-26-1TD, T.Lockett 2-17-1TD, P.Richardson 2-8, J.McKissic 1-15-1TD
PASSING: R.Wilson 20-31-227-3TDs-0
INTERCEPTIONS: B.Maxwell 1-0
SACKS: F.Clark 2.0, J.Coleman 1.0
FIELD GOALS: B.Walsh (46G)

PHILADELPHIA 43, L.A. RAMS 35

SUNDAY, DECEMBER 10, 2017 - LOS ANGELES MEMORIAL COLISEUM



POST-GAME NOTES

NFC EAST CHAMPIONS

- Philadelphia has clinched its 10th NFC East title and 25th all-time postseason appearance. The last time the Eagles clinched the division crown in Week 14 or earlier was in 2004 (clinched in Week 12).

WENTZ SETS NEW EAGLES RECORD

- Carson Wentz established a new single-season franchise record with a career-high 33 passing TDs, breaking the previous mark of 32 set by Sonny Jurgensen in 1961.
- Wentz's 33 passing TDs are tied with Daunte Culpepper in 2000 (33) for the 4th-most ever by an NFL QB in his first or second year, behind Dan Marino in 1984 (48), Kurt Warner in 1999 (41) and Blake Bortles in 2015 (35).

FOLES LEADS COMEBACK

- Nick Foles relieved an injured Wentz and engineered his 7th career game-winning drive and 6th career fourth-quarter comeback. Foles finished the game 6-of-10 for 42 yards.

TOUCHDOWNS BY TIGHT ENDS

- Despite missing Zach Ertz, tight ends accounted for 3 of Philadelphia's 4 receiving TDs. Each of those 3 TDs came during the first half when the Eagles scored 21 unanswered points on 3 consecutive scoring drives.
- Trey Burton, who now has a career-high 4 receiving TDs this season, caught TDs of 20 and 11 yards to record his first career multi-TD game. Burton became the first undrafted Eagle with 2+ receiving TDs in a single game since Greg Lewis on 11/25/07 at New England (2 TDs).

MORE FROM THE GAME

- Brandon Graham sealed the victory with a 16-yard fumble recovery TD, which was the first score of his NFL career.



TEAM STATISTICS

	PHILADELPHIA	L.A. RAMS
First Downs	29	17
Net Yards Gained	455	307
Rushes/Yards	32/139	17/109
Net Yards Passing	316	198
Att/Comp/INT	51/29/1	26/16/0
Sacked/Yards Lost	2/17	2/1
Punts/Average	4/35.5	5/56.4
Fumbles/Lost	1/0	2/2
Penalties/Yards	10/67	7/102
Time of Possession	39:12	20:48
3rd-Down Efficiency	8/20	2/7
Turnover Ratio	+1	-1

SCORING RECAP

Team	Qtr.	Time	Play Description (Extra Point) (Drive Info)	Eagles	Rams
Rams	1	13:00	T.Gurley 2 yd. run (G.Zuerlein kick) [3-37, 0:56]	0	7
Eagles	1	8:44	B.Celek 5 yd. pass from C.Wentz (J.Elliott kick) [8-75, 4:16]	7	7
Eagles	1	2:54	T.Burton 20 yd. pass from C.Wentz (J.Elliott kick) [7-88, 3:43]	14	7
Eagles	2	11:10	T.Burton 11 yd. pass from C.Wentz (J.Elliott kick) [11-80, 4:32]	21	7
Rams	2	9:24	C.Kupp 6 yd. pass from J.Goff (G.Zuerlein kick) [6-75, 1:46]	21	14
Eagles	2	0:09	J.Elliott 22 yd. Field Goal [10-80, 1:40]	24	14
Rams	3	11:41	S.Watkins 1 yd. pass from J.Goff (G.Zuerlein kick) [6-71, 3:19]	24	21
Rams	3	10:07	B.Countess 16 yd. return of blocked punt (G.Zuerlein kick)	24	28
Eagles	3	2:20	A.Jeffery 2 yd. pass from C.Wentz (J.Elliott kick) [15-75, 7:47]	31	28
Rams	4	13:58	T.Gurley 1 yd. run (G.Zuerlein kick) [7-75, 3:22]	31	35
Eagles	4	9:54	J.Elliott 41 yd. Field Goal [10-52, 4:04]	34	35
Eagles	4	3:45	J.Elliott 33 yd. Field Goal [7-10, 4:28]	37	35
Eagles	4	0:00	B.Graham 16 yd. fumble return (run failed)	43	35

EAGLES INDIVIDUAL STATISTICS

RUSHING: J.Ajayi 15-78, C.Clement 6-24, C.Wentz 3-16, L.Blount 7-12, N.Foles 1-9
RECEIVING: N.Agholor 8-64, T.Smith 6-100, T.Burton 5-71-2TDs, A.Jeffery 5-52-1TD, L.Blount 2-11, C.Clement 1-28, B.Celek 1-5-1TD, J.Ajayi 1-2
PASSING: C.Wentz 23-41-291-4TDs-1, N.Foles 6-10-42-0-0
INTERCEPTIONS: NONE
SACKS: C.Long 1.0, P.Robinson 1.0
FIELD GOALS: J.Elliott (22G, 41G, 33G)

RAMS INDIVIDUAL STATISTICS

RUSHING: T.Gurley 13-96-2TDs, T.Austin 1-6, M.Brown 1-5, J.Goff 2-2
RECEIVING: C.Kupp 5-118-1TD, T.Gurley 3-39, S.Watkins 3-21-1TD, J.Reynolds 2-17, G.Everett 1-6, M.Thomas 1-6, P.Cooper 1-9, T.Austin 0--9
PASSING: J.Goff 16-26-199-2TDs-0
INTERCEPTIONS: K.Webster 1-0
SACKS: M.Brockers 1.0, R.Quinn 1.0
FIELD GOALS: NONE

PHILADELPHIA 34, N.Y. GIANTS 29

SUNDAY, DECEMBER 17, 2017 - METLIFE STADIUM



POST-GAME NOTES

RECORDS & STREAKS

- The Eagles have started 12-2 or better for just the second time in franchise history, having previously done so in 2004. The team's win over the Giants secured the Eagles a first-round bye in the playoffs for the first time since 2004

NICK FOLE'S' FIRST START

- In his first start of the season, Nick Foles recorded his second career game with 4+ passing TDs

OFFENSIVE NOTES

- Alshon Jeffery hauled in his 9th TD of the season (7th in the last 7 games) in the 1st quarter to give the Eagles a 7-6 lead. His 9 receiving TDs are the most by an Eagles since Jeremy Maclin recorded 10 in 2014
- Zach Ertz caught his 8th TD of the season, marking a new single-season career high. Ertz's 8 receiving TDs are tied with Brent Celek in 2009 for the most receiving TDs by an Eagles TE since the 1970 NFL merger
- A 3rd quarter TD catch by Nelson Agholor brought his season total to 8. Jeffery (9), Ertz (8) and Agholor (8) are the first trio in Eagles history to each record 8+ receiving TDs in the same season

SPECIAL TEAMS NOTES

- The Eagles tallied a total of three blocks on special teams Sunday, becoming the first team to block a PAT, FG and a punt in the same game since the Buffalo Bills accomplished the feat against the New England Patriots on 11/24/91 (two blocked FGs, PAT and punt)
- Malcolm Jenkins blocked the second FG of his career and Derek Barnett, who blocked a FG earlier in the season vs. SF, recorded his second career blocked kick when he deflected New York's first extra point attempt of the game. Special teams standout Kamu Grugier-Hill registered his first career blocked punt in the 2nd quarter



TEAM STATISTICS

	PHILADELPHIA	N.Y. GIANTS
First Downs	22	27
Net Yards Gained	341	504
Rushes/Yards	27/108	23/75
Net Yards Passing	233	429
Att/Comp/INT	38/24/0	57/37/1
Sacked/Yards Lost	1/4	1/5
Punts/Average	4/46.8	3/24.7
Fumbles/Lost	1/0	0/0
Penalties/Yards	7/44	5/67
Time of Possession	30:53	29:07
3rd-Down Efficiency	6/13	10/18
Turnover Ratio	+1	-1

SCORING RECAP

Team	Qtr.	Time	Play Description (Extra Point) (Drive Info)	Eagles	Giants
Giants	1	9:04	O.Darkwa 1 yd. run (kick blocked) (13-75, 5:56)	0	6
Eagles	1	5:28	A.Jeffery 3 yd. pass from N.Foles (J.Elliott kick) (7-75, 3:36)	7	6
Giants	1	1:26	T.King 13 yd. pass from E.Manning (A.Rosas kick) (10-75, 4:02)	7	13
Giants	2	13:44	S.Shepard 67 yd. pass from E.Manning (A.Rosas kick) (3-80, 1:03)	7	20
Eagles	2	4:49	Z.Ertz 10 yd. pass from N.Foles (J.Elliott kick) (5-20, 1:24)	14	20
Eagles	2	2:20	T.Burton 13 yd. pass from N.Foles (J.Elliott kick) (3-18, 0:56)	21	20
Giants	2	0:27	A.Rosas 28 yd. Field Goal (11-65, 1:53)	21	23
Eagles	3	9:18	J.Elliott 28 yd. Field Goal (11-64, 5:42)	24	23
Eagles	3	5:47	N.Agholor 10 yd. pass from N.Foles (J.Elliott kick) (5-59, 2:51)	31	23
Giants	3	1:57	T.King 57 yd. pass from E.Manning (pass failed) (8-80, 3:50)	31	29
Eagles	4	3:56	J.Elliott 20 yd. Field Goal (14-60, 7:30)	34	29

EAGLES INDIVIDUAL STATISTICS

RUSHING: J.Ajayi 12-49, L.Blount 7-21, K.Barner 2-21, C.Clement 4-17, N.Foles 2-0
RECEIVING: N.Agholor 7-59-1TD, Z.Ertz 6-56-1TD, A.Jeffery 4-49-1TD, J.Ajayi 2-40, T.Smith 2-17, T.Burton 2-15-1TD, C.Clement 1-1
PASSING: N.Foles 24-38-237-4TDs-0
INTERCEPTIONS: R.Darby 1-37
SACKS: B.Graham 1.0
FIELD GOALS: J.Elliott (28G, 20G)

GIANTS INDIVIDUAL STATISTICS

RUSHING: W.Gallman 8-39, S.Vereen 5-15, E.Engram 1-14, O.Darkwa 9-7-1TD
RECEIVING: S.Shepard 11-139-1TD, E.Engram 8-87, W.Gallman 6-40, S.Vereen 5-15, R.Lewis 4-74, T.King 2-70-2TDs, O.Darkwa 1-9
PASSING: E.Manning 37-57-434-3TDs-1
INTERCEPTIONS: NONE
SACKS: O.Vernon 1.0
FIELD GOALS: A.Rosas (28G, 48B)

2017 UNOFFICIAL DEPTH CHART



Compiled by the Eagles public relations staff

OFFENSE						
WR	17	Alshon Jeffery	14	Marcus Johnson		
LT	72	Halapoulivaati Vaitai	73	Isaac Seumalo		
LG	61	Stefen Wisniewski	67	Chance Warmack		
C	62	Jason Kelce	61	Stefen Wisniewski		
RG	79	Brandon Brooks	73	Isaac Seumalo		
RT	65	Lane Johnson	66	Will Beatty		
TE	86	Zach Ertz	87	Brent Celek	88	Trey Burton
WR	13	Nelson Agholor	10	Mack Hollins		
WR	82	Torrey Smith	10	Mack Hollins	18	Shelton Gibson
RB	29	LeGarrette Blount	36	Jay Ajayi	28	Wendell Smallwood
			30	Corey Clement	38	Kenjon Barner
QB	9	Nick Foles	7	Nate Sudfeld		
DEFENSE						
DE	75	Vinny Curry	96	Derek Barnett	51	Steven Means
DT	93	Tim Jernigan	94	Beau Allen		
DT	91	Fletcher Cox	97	Destiny Vaeao	98	Elijah Qualls
DE	55	Brandon Graham	56	Chris Long	50	Bryan Braman
OLB	95	Mychal Kendricks	54	Kamu Grugier-Hill	47	Nathan Gerry
MLB	59	Joe Walker	57	Dannell Ellerbe		
OLB	53	Nigel Bradham	52	Najee Goode		
CB	31	Jalen Mills	21	Patrick Robinson		
CB	41	Ronald Darby	32	Rasul Douglas	26	Jaylen Watkins
S	23	Rodney McLeod	24	Corey Graham		
S	27	Malcolm Jenkins	26	Jaylen Watkins		
SPECIAL TEAMS						
P	8	Donnie Jones				
K	4	Jake Elliott				
H	8	Donnie Jones				
PR	38	Kenjon Barner	82	Torrey Smith		
KR	38	Kenjon Barner	30	Corey Clement	28	Wendell Smallwood
LS	45	Rick Lovato				

PRONUNCIATION GUIDE

Nelson Agholor	AGG-uh-lore	Rasul Douglas	RAH-sool	Rick Lovato	luh-VAH-toe
Jay Ajayi	uh-JYE-ee	Dannell Ellerbe	duh-NELL ELL-er-bee	Rodney McLeod	muh-CLOUD
Kenjon Barner	KEN-yon	Nathan Gerry	GARY	Isaac Seumalo	say-uh-MAH-low
Will Beatty	bee-dee	Najee Goode	NAH-jee GOOD	Wendell Smallwood	when-DELL
LeGarrette Blount	luh-GARE-et BLUNT	Kamu Grugier-Hill	KAH-moo GREW-jay	Destiny Vaeao	VIE-ow
Bryan Braman	BRAY-min	Alshon Jeffery	AL-shon jeff-ree	Halapoulivaati Vaitai	hal-lah-POO-lee-VAH-tee VIE-tie
Brent Celek	SELL-ick	Jason Kelce	KELL-see	Stefen Wisniewski	STEFF-in wiz-NEW-ski
Corey Clement	CLEM-int	Mychal Kendricks	MICHAEL		

ALPHABETICAL ROSTER



NO	NAME	POS	HT	WT	DOB	AGE	EXP	COLLEGE	HOMETOWN	HOW ACQ
13	Agholor, Nelson	WR	6-0	198	5/24/93	24	3	USC	Tampa, FL	D1-15
36	Ajayi, Jay	RB	6-0	223	6/15/93	24	3	Boise State	Frisco, TX	T-Mia-17
94	Allen, Beau	DT	6-3	327	11/14/91	26	4	Wisconsin	Minnetonka, MN	D7-14
38	Barnier, Kenjon	RB	5-9	195	4/28/90	27	4	Oregon	Riverside, CA	FA-17
96	Barnett, Derek	DE	6-3	259	6/25/96	21	R	Tennessee	Brentwood, TN	D1-17
66	Beatty, Will	T	6-6	319	3/2/85	32	9	Connecticut	York, PA	FA-17
29	Blount, LeGarrette	RB	6-0	250	12/5/86	31	8	Oregon	Perry, FL	FA-NE-17
53	Bradham, Nigel	LB	6-2	241	9/4/89	28	6	Florida State	Crawfordville, FL	FA-Buf-16
50	Braman, Bryan	DE	6-5	241	5/4/87	30	7	West Texas A&M	Spokane, WA	FA-17
79	Brooks, Brandon	G	6-5	335	8/19/89	28	6	Miami (OH)	Milwaukee, WI	FA-Hou-16
88	Burton, Trey	TE	6-3	235	10/29/91	26	4	Florida	Venice, FL	UDFA-14
87	Celek, Brent	TE	6-4	255	1/25/85	32	11	Cincinnati	Cincinnati, OH	D5b-07
30	Clement, Corey	RB	5-10	220	11/2/94	23	R	Wisconsin	Glassboro, NJ	UDFA-17
91	Cox, Fletcher	DT	6-4	310	12/13/90	27	6	Mississippi State	Yazoo City, MS	D1-12
75	Curry, Vinny	DE	6-3	279	6/30/88	29	6	Marshall	Neptune, NJ	D2b-12
41	Darby, Ronald	CB	5-11	193	1/2/94	23	3	Florida State	Oxon Hill, MD	T-Buf-17
32	Douglas, Rasul	CB	6-2	209	8/29/95	22	R	West Virginia	East Orange, NJ	D3-17
57	Ellerbe, Dannell	LB	6-1	245	11/29/85	32	9	Georgia	Rockingham, NC	FA-17
4	Elliott, Jake	K	5-9	167	1/21/95	22	R	Memphis	La Grange, IL	PS-Cin-17
86	Ertz, Zach	TE	6-5	250	11/10/90	27	5	Stanford	Danville, CA	D2-13
9	Foles, Nick	QB	6-6	243	1/20/89	28	6	Arizona	Austin, TX	FA-KC-17
47	Gerry, Nathan	LB	6-2	218	2/23/95	22	R	Nebraska	Sioux Falls, SD	D5b-17
18	Gibson, Shelton	WR	5-11	191	3/20/95	22	R	West Virginia	Cleveland, OH	D5a-17
52	Goode, Najee	LB	6-0	244	6/4/89	28	6	West Virginia	Cleveland, OH	W-TB-13
55	Graham, Brandon	DE	6-2	265	4/3/88	29	8	Michigan	Detroit, MI	D1-10
24	Graham, Corey	S	6-0	196	7/25/85	32	11	New Hampshire	Buffalo, NY	FA-17
54	Grugier-Hill, Kamu	LB	6-2	220	5/16/94	23	2	Eastern Illinois	Honolulu, HI	W-NE-16
10	Hollins, Mack	WR	6-4	221	9/16/93	24	R	North Carolina	Rockville, MD	D4a-17
17	Jeffery, Alshon	WR	6-3	218	2/14/90	27	6	South Carolina	St. Matthews, SC	FA-Chi-17
27	Jenkins, Malcolm	S	6-0	204	12/20/87	30	9	Ohio State	Piscataway, NJ	FA-NO-14
93	Jernigan, Tim	DT	6-2	295	9/24/92	25	4	Florida State	Lake City, FL	T-Bal-17
65	Johnson, Lane	T	6-6	317	5/8/90	27	5	Oklahoma	Groveton, TX	D1-13
14	Johnson, Marcus	WR	6-1	204	8/5/94	23	1	Texas	League City, TX	UDFA-16
8	Jones, Donnie	P	6-2	221	7/5/80	37	14	LSU	Baton Rouge, LA	FA-Hou-13
62	Kelce, Jason	C	6-3	295	11/5/87	30	7	Cincinnati	Cleveland, OH	D6a-11
95	Kendricks, Mychal	LB	6-0	240	9/28/90	27	6	California	Fresno, CA	D2a-12
56	Long, Chris	DE	6-3	270	3/28/85	32	10	Virginia	Charlottesville, VA	FA-NE-17
45	Lovato, Rick	LS	6-2	249	9/9/92	25	1	Old Dominion	Middletown, NJ	FA-16
23	McLeod, Rodney	S	5-10	195	6/23/90	27	6	Virginia	Hyattsville, MD	FA-LAR-16
51	Means, Steven	DE	6-3	263	9/16/90	27	3	Buffalo	Buffalo, NY	PS-Hou-15
31	Mills, Jalen	CB	6-0	191	4/6/94	23	2	LSU	DeSoto, TX	D7a-16
98	Qualls, Elijah	DT	6-1	321	2/11/95	22	R	Washington	Petaluma, CA	D6-17
21	Robinson, Patrick	CB	5-11	191	9/7/87	30	8	Florida State	Miami, FL	FA-17
73	Seumalo, Isaac	G	6-4	303	10/29/93	24	2	Oregon State	Corvallis, OR	D3-16
28	Smallwood, Wendell	RB	5-10	208	1/20/94	23	2	West Virginia	Elkton, MD	D5a-16
82	Smith, Torrey	WR	6-0	205	1/26/89	28	7	Maryland	Falmouth, VA	FA-17
7	Sudfeld, Nate	QB	6-6	227	10/7/93	24	2	Indiana	Modesto, CA	FA-17
97	Vaeao, Destiny	DT	6-4	299	1/15/94	23	2	Washington State	Pago Pago, AS	UDFA-16
72	Vaitai, Halapoulivaati	T	6-6	320	6/16/93	24	2	TCU	Halton, TX	D5b-16
59	Walker, Joe	LB	6-2	236	12/11/92	25	2	Oregon	Palos Verdes, CA	D7c-16
67	Warmack, Chance	G	6-2	323	9/14/91	26	5	Alabama	Atlanta, GA	FA-Ten-17
26	Watkins, Jaylen	S	5-11	194	11/27/91	26	3	Florida	Cape Coral, FL	PS-Buf-15
61	Wisniewski, Stefan	C/G	6-3	305	3/22/89	28	7	Penn State	Pittsburgh, PA	FA-Jax-16

PRACTICE SQUAD

68	Andrews, Josh	C/G	6-2	311	6/21/91	26	3	Oregon State	Ontario, CA	UDFA-14
33	Bausby, De'Vante	CB	6-2	190	1/15/93	24	2	Pittsburg State	Kansas City, MO	FA-17
85	Brown, Billy	TE	6-4	255	3/20/93	24	R	Shepherd	Gaithersburg, MD	UDFA-17
74	Craig, Winston	DT	6-4	290	7/25/95	22	R	Richmond	Jamestown, NC	UDFA-17
78	Greene, Darrell	G	6-3	321	10/29/92	25	1	San Diego State	Oakley, CA	FA-17
35	Killings, D.J.	CB	6-0	185	8/9/95	22	R	Central Florida	Jacksonville, FL	UDFA-17
49	Sullivan, Tre	S	6-0	200	11/1/93	24	R	Shepherd	Brandywine, MD	UDFA-17
77	Toth, Jon	C	6-5	310	2/11/94	23	R	Kentucky	Indianapolis, IN	UDFA-17
16	Treggs, Bryce	WR	6-0	185	4/30/94	23	2	California	Bellflower, CA	FA-17
89	Ward, Greg	WR	5-11	186	7/12/95	22	R	Houston	Tyler, TX	UDFA-17

RESERVE/NON-FOOTBALL INJURY

22	Jones, Sidney	CB	6-0	181	5/21/96	21	R	Washington	Diamond Bar, CA	D2-17
----	---------------	----	-----	-----	---------	----	---	------------	-----------------	-------

INJURED RESERVE

-	Goforth, Randall	CB	5-10	190	1/27/94	23	R	UCLA	Long Beach, CA	UDFA-17
58	Hicks, Jordan	LB	6-1	236	6/27/92	25	3	Texas	Cincinnati, OH	D3-15
42	Maragos, Chris	S	5-10	200	1/6/87	30	8	Wisconsin	Racine, WI	FA-Sea-14
71	Peters, Jason	T	6-4	328	1/22/82	35	14	Arkansas	Queen City, TX	T-Buf-09
34	Pumphrey, Donnel	RB	5-9	176	12/6/94	23	R	San Diego State	Las Vegas, NV	D4b-17
-	Shittu, Aziz	DT	6-2	288	7/27/94	23	1	Stanford	Atwater, CA	UDFA-16
43	Sproles, Darren	RB	5-6	190	6/20/83	34	13	Kansas State	Olathe, KS	T-NO-14
6	Sturgis, Caleb	K	5-9	192	8/9/89	28	5	Florida	St. Augustine, FL	FA-15
11	Wentz, Carson	QB	6-5	237	12/30/92	24	2	North Dakota State	Bismarck, ND	D1-16
-	Williams, Dom	WR	6-2	200	12/11/92	25	1	Washington State	Pomona, CA	FA-17

NUMERICAL ROSTER



NO	NAME	POS	HT	WT	DOB	AGE	EXP	COLLEGE	HOMETOWN	HOW ACQ
4	Jake Elliott	K	5-9	167	1/21/95	22	R	Memphis	La Grange, IL	PS-Cin-17
7	Nate Sudfeld	QB	6-6	227	10/7/93	24	2	Indiana	Modesto, CA	FA-17
8	Donnie Jones	P	6-2	221	7/5/80	37	14	LSU	Baton Rouge, LA	FA-Hou-13
9	Nick Foles	QB	6-6	243	1/20/89	28	6	Arizona	Austin, TX	FA-KC-17
10	Mack Hollins	WR	6-4	221	9/16/93	24	R	North Carolina	Rockville, MD	D4a-17
13	Nelson Agholor	WR	6-0	198	5/24/93	24	3	USC	Tampa, FL	D1-15
14	Marcus Johnson	WR	6-1	204	8/5/94	23	1	Texas	League City, TX	UDFA-16
17	Alshon Jeffery	WR	6-3	218	2/14/90	27	6	South Carolina	St. Matthews, SC	FA-Chi-17
18	Shelton Gibson	WR	5-11	191	3/20/95	22	R	West Virginia	Cleveland, OH	D5a-17
21	Patrick Robinson	CB	5-11	191	9/7/87	30	8	Florida State	Miami, FL	FA-17
23	Rodney McLeod	S	5-10	195	6/23/90	27	6	Virginia	Hyattsville, MD	FA-LAR-16
24	Corey Graham	S	6-0	196	7/25/85	32	11	New Hampshire	Buffalo, NY	FA-17
26	Jaylen Watkins	S	5-11	194	11/27/91	26	3	Florida	Cape Coral, FL	PS-Buf-15
27	Malcolm Jenkins	S	6-0	204	12/20/87	30	9	Ohio State	Piscataway, NJ	FA-NO-14
28	Wendell Smallwood	RB	5-10	208	1/20/94	23	2	West Virginia	Elkton, MD	D5a-16
29	LeGarrette Blount	RB	6-0	250	12/5/86	31	8	Oregon	Perry, FL	FA-NE-17
30	Corey Clement	RB	5-10	220	11/2/94	23	R	Wisconsin	Glassboro, NJ	UDFA-17
31	Jalen Mills	CB	6-0	191	4/6/94	23	2	LSU	DeSoto, TX	D7a-16
32	Rasul Douglas	CB	6-2	209	8/29/95	22	R	West Virginia	East Orange, NJ	D3-17
36	Jay Ajayi	RB	6-0	223	6/15/93	24	3	Boise State	Frisco, TX	T-Mia-17
38	Kenjon Barner	RB	5-9	195	4/28/90	27	4	Oregon	Riverside, CA	FA-17
41	Ronald Darby	CB	5-11	193	1/2/94	23	3	Florida State	Oxon Hill, MD	T-Buf-17
45	Rick Lovato	LS	6-2	249	9/9/92	25	1	Old Dominion	Middletown, NJ	FA-16
47	Nathan Gerry	LB	6-2	218	2/23/95	22	R	Nebraska	Sioux Falls, SD	D5b-17
50	Bryan Braman	DE	6-5	241	5/4/87	30	7	West Texas A&M	Spokane, WA	FA-17
51	Steven Means	DE	6-3	263	9/16/90	27	3	Buffalo	Buffalo, NY	PS-Hou-15
52	Najee Goode	LB	6-0	244	6/4/89	28	6	West Virginia	Cleveland, OH	W-TB-13
53	Nigel Bradham	LB	6-2	241	9/4/89	28	6	Florida State	Crawfordville, FL	FA-Buf-16
54	Kamu Grugier-Hill	LB	6-2	220	5/16/94	23	2	Eastern Illinois	Honolulu, HI	W-NE-16
55	Brandon Graham	DE	6-2	265	4/3/88	29	8	Michigan	Detroit, MI	D1-10
56	Chris Long	DE	6-3	270	3/28/85	32	10	Virginia	Charlottesville, VA	FA-NE-17
57	Dannell Ellerbe	LB	6-1	245	11/29/85	32	9	Georgia	Rockingham, NC	FA-17
59	Joe Walker	LB	6-2	236	12/11/92	25	2	Oregon	Palos Verdes, CA	D7c-16
61	Stefen Wisniewski	C/G	6-3	305	3/22/89	28	7	Penn State	Pittsburgh, PA	FA-Jax-16
62	Jason Kelce	C	6-3	295	11/5/87	30	7	Cincinnati	Cleveland, OH	D6a-11
65	Lane Johnson	T	6-6	317	5/8/90	27	5	Oklahoma	Groveton, TX	D1-13
66	Will Beatty	T	6-6	319	3/2/85	32	9	Connecticut	York, PA	FA-17
67	Chance Warmack	G	6-2	323	9/14/91	26	5	Alabama	Atlanta, GA	FA-Ten-17
72	Halapoulivaati Vaitai	T	6-6	320	6/16/93	24	2	TCU	Halton, TX	D5b-16
73	Isaac Seumalo	G	6-4	303	10/29/93	24	2	Oregon State	Corvallis, OR	D3-16
75	Vinny Curry	DE	6-3	279	6/30/88	29	6	Marshall	Neptune, NJ	D2b-12
79	Brandon Brooks	G	6-5	335	8/19/89	28	6	Miami (OH)	Milwaukee, WI	FA-Hou-16
82	Torrey Smith	WR	6-0	205	1/26/89	28	7	Maryland	Falmouth, VA	FA-17
86	Zach Ertz	TE	6-5	250	11/10/90	27	5	Stanford	Danville, CA	D2-13
87	Brent Celek	TE	6-4	255	1/25/85	32	11	Cincinnati	Cincinnati, OH	D5b-07
88	Trey Burton	TE	6-3	235	10/29/91	26	4	Florida	Venice, FL	UDFA-14
91	Fletcher Cox	DT	6-4	310	12/13/90	27	6	Mississippi State	Yazoo City, MS	D1-12
93	Tim Jernigan	DT	6-2	295	9/24/92	25	4	Florida State	Lake City, FL	T-Bal-17
94	Beau Allen	DT	6-3	327	11/14/91	26	4	Wisconsin	Minnetonka, MN	D7-14
95	Mychal Kendricks	LB	6-0	240	9/28/90	27	6	California	Fresno, CA	D2a-12
96	Derek Barnett	DE	6-3	259	6/25/96	21	R	Tennessee	Brentwood, TN	D1-17
97	Destiny Vaeao	DT	6-4	299	1/15/94	23	2	Washington State	Pago Pago, AS	UDFA-16
98	Elijah Qualls	DT	6-1	321	2/11/95	22	R	Washington	Petaluma, CA	D6-17

PRACTICE SQUAD

16	Bryce Treggs	WR	6-0	185	4/30/94	23	2	California	Bellflower, CA	FA-17
33	De'Vante Bausby	CB	6-2	190	1/15/93	24	2	Pittsburg State	Kansas City, MO	FA-17
35	D.J. Killings	CB	6-0	185	8/9/95	22	R	Central Florida	Jacksonville, FL	UDFA-17
49	Tre Sullivan	S	6-0	200	11/1/93	24	R	Shepherd	Brandywine, MD	UDFA-17
68	Josh Andrews	C/G	6-2	311	6/21/91	26	3	Oregon State	Ontario, CA	UDFA-14
74	Winston Craig	DT	6-4	290	7/25/95	22	R	Richmond	Jamestown, NC	UDFA-17
77	Jon Toth	C	6-5	310	2/11/94	23	R	Kentucky	Indianapolis, IN	UDFA-17
78	Darrell Greene	G	6-3	321	10/29/92	25	1	San Diego State	Oakley, CA	FA-17
85	Billy Brown	TE	6-4	255	3/20/93	24	R	Shepherd	Gaithersburg, MD	UDFA-17
89	Greg Ward	WR	5-11	186	7/12/95	22	R	Houston	Tyler, TX	UDFA-17

RESERVE/NON-FOOTBALL INJURY

22	Sidney Jones	CB	6-0	181	5/21/96	21	R	Washington	Diamond Bar, CA	D2-17
----	--------------	----	-----	-----	---------	----	---	------------	-----------------	-------

INJURED RESERVE

6	Caleb Sturgis	K	5-9	192	8/9/89	28	5	Florida	St. Augustine, FL	FA-15
11	Carson Wentz	QB	6-5	237	12/30/92	24	2	North Dakota State	Bismarck, ND	D1-16
34	Donnel Pumphrey	RB	5-9	176	12/6/94	23	R	San Diego State	Las Vegas, NV	D4b-17
42	Chris Maragos	S	5-10	200	1/6/87	30	8	Wisconsin	Racine, WI	FA-Sea-14
43	Darren Sproles	RB	5-6	190	6/20/83	34	13	Kansas State	Olathe, KS	T-NO-14
58	Jordan Hicks	LB	6-1	236	6/27/92	25	3	Texas	Cincinnati, OH	D3-15
71	Jason Peters	T	6-4	328	1/22/82	35	14	Arkansas	Queen City, TX	T-Buf-09
-	Randall Goforth	CB	5-10	190	1/27/94	23	R	UCLA	Long Beach, CA	UDFA-17
-	Aziz Shittu	DT	6-2	288	7/27/94	23	1	Stanford	Atwater, CA	UDFA-16
-	Dom Williams	WR	6-2	200	12/11/92	25	1	Washington State	Pomona, CA	FA-17

POSITIONAL ROSTER



	NO	NAME	POS	HT	WT	DOB	AGE	EXP	COLLEGE	HOMETOWN	HOW ACQ
QB	7	Nate Sudfeld	QB	6-6	227	10/7/93	24	2	Indiana	Modesto, CA	FA-17
	9	Nick Foles	QB	6-6	243	1/20/89	28	6	Arizona	Austin, TX	FA-KC-17
RB	28	Wendell Smallwood	RB	5-10	208	1/20/94	23	2	West Virginia	Elkton, MD	D5a-16
	29	LeGarrette Blount	RB	6-0	250	12/5/86	31	8	Oregon	Perry, FL	FA-NE-17
	30	Corey Clement	RB	5-10	220	11/2/94	23	R	Wisconsin	Glassboro, NJ	UDFA-17
	36	Jay Ajayi	RB	6-0	223	6/15/93	24	3	Boise State	Frisco, TX	T-Mia-17
	38	Kenjon Barner	RB	5-9	195	4/28/90	27	4	Oregon	Riverside, CA	FA-17
WR	10	Mack Hollins	WR	6-4	221	9/16/93	24	R	North Carolina	Rockville, MD	D4a-17
	13	Nelson Agholor	WR	6-0	198	5/24/93	24	3	USC	Tampa, FL	D1-15
	14	Marcus Johnson	WR	6-1	204	8/5/94	23	1	Texas	League City, TX	UDFA-16
	17	Alshon Jeffery	WR	6-3	218	2/14/90	27	6	South Carolina	St. Matthews, SC	FA-Chi-17
	18	Shelton Gibson	WR	5-11	191	3/20/95	22	R	West Virginia	Cleveland, OH	D5a-17
	82	Torrey Smith	WR	6-0	205	1/26/89	28	7	Maryland	Falmouth, VA	FA-17
TE	86	Zach Ertz	TE	6-5	250	11/10/90	27	5	Stanford	Danville, CA	D2-13
	87	Brent Celek	TE	6-4	255	1/25/85	32	11	Cincinnati	Cincinnati, OH	D5b-07
	88	Trey Burton	TE	6-3	235	10/29/91	26	4	Florida	Venice, FL	UDFA-14
OFFENSIVE LINE	61	Stefen Wisniewski	C/G	6-3	305	3/22/89	28	7	Penn State	Pittsburgh, PA	FA-Jax-16
	62	Jason Kelce	C	6-3	295	11/5/87	30	7	Cincinnati	Cleveland, OH	D6a-11
	65	Lane Johnson	T	6-6	317	5/8/90	27	5	Oklahoma	Groveton, TX	D1-13
	66	Will Beatty	T	6-6	319	3/2/85	32	9	Connecticut	York, PA	FA-17
	67	Chance Warmack	G	6-2	323	9/14/91	26	5	Alabama	Atlanta, GA	FA-Ten-17
	72	Halapoulivaati Vaitai	T	6-6	320	6/16/93	24	2	TCU	Haltom, TX	D5b-16
	73	Isaac Seumalo	G	6-4	303	10/29/93	24	2	Oregon State	Corvallis, OR	D3-16
	79	Brandon Brooks	G	6-5	335	8/19/89	28	6	Miami (OH)	Milwaukee, WI	FA-Hou-16
DEFENSIVE LINE	50	Bryan Braman	DE	6-5	241	5/4/87	30	7	West Texas A&M	Spokane, WA	FA-17
	51	Steven Means	DE	6-3	263	9/16/90	27	3	Buffalo	Buffalo, NY	PS-Hou-15
	55	Brandon Graham	DE	6-2	265	4/3/88	29	8	Michigan	Detroit, MI	D1-10
	56	Chris Long	DE	6-3	270	3/28/85	32	10	Virginia	Charlottesville, VA	FA-NE-17
	75	Vinny Curry	DE	6-3	279	6/30/88	29	6	Marshall	Neptune, NJ	D2b-12
	91	Fletcher Cox	DT	6-4	310	12/13/90	27	6	Mississippi State	Yazoo City, MS	D1-12
	93	Tim Jernigan	DT	6-2	295	9/24/92	25	4	Florida State	Lake City, FL	T-Bal-17
	94	Beau Allen	DT	6-3	327	11/14/91	26	4	Wisconsin	Minnetonka, MN	D7-14
	96	Derek Barnett	DE	6-3	259	6/25/96	21	R	Tennessee	Brentwood, TN	D1-17
	97	Destiny Vaeao	DT	6-4	299	1/15/94	23	2	Washington State	Pago Pago, AS	UDFA-16
98	Elijah Qualls	DT	6-1	321	2/11/95	22	R	Washington	Petaluma, CA	D6-17	
LB	47	Nathan Gerry	LB	6-2	218	2/23/95	22	R	Nebraska	Sioux Falls, SD	D5b-17
	52	Najee Goode	LB	6-0	244	6/4/89	28	6	West Virginia	Cleveland, OH	W-TB-13
	53	Nigel Bradham	LB	6-2	241	9/4/89	28	6	Florida State	Crawfordville, FL	FA-Buf-16
	54	Kamu Grugier-Hill	LB	6-2	220	5/16/94	23	2	Eastern Illinois	Honolulu, HI	W-NE-16
	57	Dannell Ellerbe	LB	6-1	245	11/29/85	32	9	Georgia	Rockingham, NC	FA-17
	59	Joe Walker	LB	6-2	236	12/11/92	25	2	Oregon	Palos Verdes, CA	D7c-16
	95	Mychal Kendricks	LB	6-0	240	9/28/90	27	6	California	Fresno, CA	D2a-12
DEFENSIVE BACKS	21	Patrick Robinson	CB	5-11	191	9/7/87	30	8	Florida State	Miami, FL	FA-17
	23	Rodney McLeod	S	5-10	195	6/23/90	27	6	Virginia	Hyattsville, MD	FA-LAR-16
	24	Corey Graham	S	6-0	196	7/25/85	32	11	New Hampshire	Buffalo, NY	FA-17
	26	Jaylen Watkins	S	5-11	194	11/27/91	26	3	Florida	Cape Coral, FL	PS-Buf-15
	27	Malcolm Jenkins	S	6-0	204	12/20/87	30	9	Ohio State	Piscataway, NJ	FA-NO-14
	31	Jalen Mills	CB	6-0	191	4/6/94	23	2	LSU	DeSoto, TX	D7a-16
	32	Rasul Douglas	CB	6-2	209	8/29/95	22	R	West Virginia	East Orange, NJ	D3-17
41	Ronald Darby	CB	5-11	193	1/2/94	23	3	Florida State	Oxon Hill, MD	T-Buf-17	
ST	4	Jake Elliott	K	5-9	167	1/21/95	22	R	Memphis	La Grange, IL	PS-Cin-17
	8	Donnie Jones	P	6-2	221	7/5/80	37	14	LSU	Baton Rouge, LA	FA-Hou-13
	45	Rick Lovato	LS	6-2	249	9/9/92	25	1	Old Dominion	Middletown, NJ	FA-16

ROSTER BREAKDOWN



HOW ACQUIRED		
Year	Player	Acq
2007	Brent Celek	D5b
2009	Jason Peters (IR)	T-Buf
2010	Brandon Graham	D1
2011	Jason Kelce	D6a
2012	Fletcher Cox	D1
	Mychal Kendricks	D2a
	Vinny Curry	D2b
2013	Lane Johnson	D1
	Zach Ertz	D2
	Donnie Jones	FA-Hou
	Najee Goode	W-TB
2014	Beau Allen	D7
	Malcolm Jenkins	FA-NO
	Chris Maragos (IR)	FA-Sea
	Trey Burton	UDFA
	Darren Sproles (IR)	T-NO
2015	Nelson Agholor	D1
	Jordan Hicks (IR)	D3
	Caleb Sturgis (IR)	FA
	Steven Means	PS-Hou
	Jaylen Watkins	PS-Buf
2016	Carson Wentz (IR)	D1
	Isaac Seumalo	D3
	Wendell Smallwood	D5a
	Halapoulivaati Vaitai	D5b
	Jalen Mills	D7a
	Joe Walker	D7c
	Nigel Bradham	FA-Buf
	Brandon Brooks	FA-Hou
	Rodney McLeod	FA-LAR
	Stefen Wisniewski	FA-Jax
	Rick Lovato	FA
	Marcus Johnson	UDFA
	Destiny Vaeao	UDFA
	Kamu Grugier-Hill	W-NE
2017	Derek Barnett	D1
	Sidney Jones (NFI)	D2
	Rasul Douglas	D3
	Mack Hollins	D4a
	Donnel Pumphrey (IR)	D4b
	Shelton Gibson	D5a
	Nathan Gerry	D5b
	Elijah Qualls	D6
	LeGarrette Blount	FA-NE
	Nick Foles	FA-KC
	Alshon Jeffery	FA-Chi
	Chris Long	FA-NE
	Chance Warmack	FA-Ten
	Kenjon Barner	FA
	Will Beatty	FA
	Bryan Braman	FA
	Dannell Ellerbe	FA
	Corey Graham	FA
	Patrick Robinson	FA
	Torrey Smith	FA
	Nate Sudfeld	FA
	Corey Clement	UDFA
	Ronald Darby	T-Buf
	Tim Jernigan	T-Bal
	Jay Ajayi	T-Mia
	Jake Elliott	PS-Cin

BY DRAFT ROUND			
Rd	Player	Team	Year
1st	Chris Long	StL	2008
	Malcolm Jenkins	NO	2009
	Brandon Graham	Phi	2010
	Patrick Robinson	NO	2010
	Fletcher Cox	Phi	2012
	Lane Johnson	Phi	2013
	Chance Warmack	Ten	2013
	Nelson Agholor	Phi	2015
	Carson Wentz (IR)	Phi	2016
	Derek Barnett	Phi	2017
2nd	Will Beatty	NYG	2009
	Torrey Smith	Bal	2011
	Stefen Wisniewski	Oak	2011
	Vinny Curry	Phi	2012
	Alshon Jeffery	Chi	2012
	Mychal Kendricks	Phi	2012
	Zach Ertz	Phi	2013
	Tim Jernigan	Bal	2014
	Ronald Darby	Buf	2015
	Sidney Jones (NFI)	Phi	2017
3rd	Brandon Brooks	Hou	2012
	Nick Foles	Phi	2012
	Jordan Hicks (IR)	Phi	2015
	Isaac Seumalo	Phi	2016
	Rasul Douglas	Phi	2017
4th	Darren Sproles (IR)	SD	2005
	Nigel Bradham	Buf	2012
	Jaylen Watkins	Phi	2014
	Mack Hollins	Phi	2017
	Donnel Pumphrey (IR)	Phi	2017
5th	Brent Celek	Phi	2007
	Corey Graham	Chi	2007
	Najee Goode	TB	2012
	Steven Means	TB	2013
	Caleb Sturgis (IR)	Mia	2013
	Jay Ajayi	Mia	2015
	Wendell Smallwood	Phi	2016
	Halapoulivaati Vaitai	Phi	2016
	Jake Elliott	Cin	2017
	Nathan Gerry	Phi	2017
	Shelton Gibson	Phi	2017
6th	Jason Kelce	Phi	2011
	Kenjon Barner	Car	2013
	Kamu Grugier-Hill	NE	2016
	Nate Sudfeld	Was	2016
	Elijah Qualls	Phi	2017
7th	Donnie Jones	Sea	2004
	Beau Allen	Phi	2014
	Jalen Mills	Phi	2016
	Joe Walker	Phi	2016
FA	Jason Peters (IR)	Buf	2004
	Dannell Ellerbe	Bal	2009
	LeGarrette Blount	Ten	2010
	Chris Maragos (IR)	SF	2010
	Bryan Braman	Hou	2011
	Rodney McLeod	StL	2012
	Trey Burton	Phi	2014
	Rick Lovato	Chi	2015
	Marcus Johnson	Phi	2016
	Destiny Vaeao	Phi	2016
	Corey Clement	Phi	2017

BY EXPERIENCE			
Player	Exp	G/S	w/Phi
Donnie Jones	14	212/0	78/0
Jason Peters (IR)	14	176/166	111/111
Darren Sproles (IR)	13	171/28	49/9
Brent Celek	11	173/132	
Corey Graham	11	169/64	12/0
Chris Long	10	144/102	14/0
Will Beatty	9	88/63	
Dannell Ellerbe	9	78/42	1/0
Malcolm Jenkins	9	133/125	62/62
LeGarrette Blount	8	114/53	14/10
Brandon Graham	8	110/53	
Chris Maragos (IR)	8	99/3	53/3
Patrick Robinson	8	95/57	14/8
Bryan Braman	7	95/0	49/0
Jason Kelce	7	92/92	
Torrey Smith	7	106/98	14/12
Stefen Wisniewski	7	106/93	29/16
Nigel Bradham	6	87/68	30/30
Brandon Brooks	6	78/72	28/28
Fletcher Cox	6	92/86	
Vinny Curry	6	82/14	
Nick Foles	6	47/37	33/25
Najee Goode	6	62/3	59/3
Alshon Jeffery	6	77/70	14/14
Mychal Kendricks	6	83/72	
Rodney McLeod	6	93/77	29/29
Zach Ertz	5	73/38	
Lane Johnson	5	63/63	
Caleb Sturgis (IR)	5	62/0	30/0
Chance Warmack	5	57/50	9/2
Beau Allen	4	61/7	
Kenjon Barner	4	42/1	34/1
Trey Burton	4	59/5	
Tim Jernigan	4	57/38	14/14
Nelson Agholor	3	42/35	
Jay Ajayi	3	37/19	6/0
Ronald Darby	3	35/35	6/6
Jordan Hicks (IR)	3	31/28	
Steven Means	3	24/0	13/0
Jaylen Watkins	3	34/5	
Kamu Grugier-Hill	2	26/0	
Jalen Mills	2	30/16	
Isaac Seumalo	2	21/6	
Wendell Smallwood	2	20/6	
Nate Sudfeld	2	0/0	
Destiny Vaeao	2	25/0	
Halapoulivaati Vaitai	2	21/14	
Joe Walker	2	12/3	
Carson Wentz (IR)	2	29/29	
Marcus Johnson	1	9/0	
Rick Lovato	1	21/0	17/0
Derek Barnett	R	14/0	
Corey Clement	R	14/0	
Rasul Douglas	R	12/4	
Jake Elliott	R	13/0	
Nathan Gerry	R	8/0	
Shelton Gibson	R	4/0	
Mack Hollins	R	14/0	
Sidney Jones (NFI)	R	0/0	
D. Pumphrey (IR)	R	0/0	
Elijah Qualls	R	5/0	

2017 PARTICIPATION CHART



PLAYER	@Was	@KC	NYG	@LAC	Ari	@Car	Was	SF	Den	@Dal	Chi	@Sea	@LAR	@NYG	Oak	Dal	G/S	IA	DNP
Agholor, Nelson	P	P	P	WR	WR	WR	WR	WR	P	P	WR	WR	WR	WR			14/9	---	---
Ajayi, Jay	X	X	X	X	X	X	X	X	P	P	P	P	P	P			6/0	---	---
Allen, Beau	P	P	P	DT	DT	P	P	P	P	P	IA	P	P	P			13/2	1	---
Barner, Kenjon	X	X	X	P	P	P	P	P	RB	P	P	P	P	P			11/1	---	---
Barnett, Derek	P	P	P	P	P	P	P	P	P	P	P	P	P	P			14/0	---	---
Beatty, Will	X	X	X	X	X	X	X	X	X	IA	IA	IA	IA	DNP			0/0	4	1
Blount, LeGarrette	RB	P	RB	P	RB	RB	P	RB	P	RB	RB	RB	RB	RB			14/10	---	---
Bradham, Nigel	OLB	OLB	OLB	OLB	OLB	OLB	OLB	OLB	OLB	OLB	OLB	OLB	OLB	OLB			14/14	---	---
Braman, Bryan	X	X	X	X	X	X	X	X	X	X	X	X	X	P			1/0	---	---
Brooks, Brandon	RG	RG	RG	RG	RG	RG	RG	RG	RG	RG	RG	RG	RG	RG			14/14	---	---
Burton, Trey	P	P	P	P	P	P	P	P	TE	P	IA	P	P	P			13/1	1	---
Celek, Brent	TE	TE	TE	TE	P	P	TE	P	TE	TE	TE	P	TE	P			14/9	---	---
Clement, Corey	P	P	P	P	P	P	P	P	P	P	P	P	P	P			14/0	---	---
Cox, Fletcher	DT	DT	DT	IA	IA	DT	DT	DT	DT	DT	DT	DT	DT	DT			12/12	2	---
Curry, Vinny	DE	DE	DE	DE	DE	DE	DE	DE	DE	DE	DE	DE	DE	DE			14/14	---	---
Darby, Ronald	CB	IA	IA	IA	IA	IA	IA	IA	IA	CB	CB	CB	CB	CB			6/6	8	---
Douglas, Rasul	IA	P	CB	CB	CB	CB	P	P	P	P	P	P	P	IA			12/4	2	---
Ellerbe, Dannell	X	X	X	X	X	X	X	X	X	IA	IA	P	DNP	IA			1/0	3	1
Elliott, Jake	X	P	P	P	P	P	P	P	P	P	P	P	P	P			13/0	---	---
Elston, Trae	X	X	P	X	X	X	X	X	X	X	X	X	X	X			1/0	---	---
Ertz, Zach	TE	TE	TE	TE	TE	TE	P	TE	IA	TE	TE	TE	IA	TE			12/11	2	---
Foles, Nick	DNP	DNP	DNP	DNP	DNP	DNP	DNP	P	P	DNP	P	DNP	P	QB			5/1	---	9
Gerry, Nathan	PS	PS	PS	PS	PS	PS	P	P	P	P	P	P	P	P			8/0	---	---
Gibson, Shelton	IA	IA	IA	IA	IA	IA	IA	IA	IA	IA	P	P	P	P			4/0	10	---
Goode, Najee	P	P	P	P	P	P	OLB	P	P	P	P	P	P	MLB			14/2	---	---
Graham, Brandon	DE	DE	DE	DE	DE	DE	DE	DE	DE	DE	DE	DE	DE	DE			14/14	---	---
Graham, Corey	P	P	IA	IA	P	P	P	P	P	P	P	P	P	P			12/0	2	---
Grugier-Hill, Kamu	P	P	P	P	P	P	P	P	P	P	P	P	P	P			14/0	---	---
Hamilton, Justin	PS	PS	PS	P	P	P	IA	IA	PS	PS	PS	PS	X	X			3/0	2	---
Hart, Taylor	X	X	X	X	X	X	X	IA	IA	X	X	X	X	X			0/0	2	---
Hicks, Jordan	MLB	MLB	MLB	MLB	MLB	MLB	MLB	IA	IR	IR	IR	IR	IR	IR			7/7	1	---
Hollins, Mack	P	P	P	P	P	P	P	P	P	P	P	P	P	P			14/0	---	---
Jeffery, Alshon	WR	WR	WR	WR	WR	WR	WR	WR	WR	WR	WR	WR	WR	WR			14/14	---	---
Jenkins, Malcolm	S	S	S	S	S	S	S	S	S	S	S	S	S	S			14/14	---	---
Jernigan, Tim	DT	DT	DT	DT	DT	DT	DT	DT	DT	DT	DT	DT	DT	DT			14/14	---	---
Johnson, Lane	RT	RT	RT	RT	RT	IA	RT	RT	RT	RT	RT	RT	RT	RT			13/13	1	---
Johnson, Marcus	P	IA	P	P	P	P	P	P	P	P	IA	IA	IA	IA			9/0	5	---
Jones, Donnie	P	P	P	P	P	P	P	P	P	P	P	P	P	P			14/0	---	---
Jones, Sidney	NFI	NFI	NFI	NFI	NFI	NFI	NFI	NFI	NFI	NFI	NFI	NFI	NFI	NFI			0/0	---	---
Kelce, Jason	C	C	C	C	C	C	C	C	C	C	C	C	C	C			14/14	---	---
Kendricks, Mychal	OLB	OLB	P	OLB	OLB	P	IA	OLB	OLB	OLB	OLB	OLB	OLB	OLB			13/11	1	---
Long, Chris	P	P	P	P	P	P	P	P	P	P	P	P	P	P			14/0	---	---
Lovato, Rick	P	P	P	P	P	P	P	P	P	P	P	P	P	P			14/0	---	---
Maragos, Chris	P	P	S	P	P	P	IR	IR	IR	IR	IR	IR	IR	IR			6/1	---	---
McDougle, Dexter	IA	P	P	P	P	P	P	P	P	X	X	X	X	X			8/0	1	---
McLeod, Rodney	S	S	IA	S	S	S	S	S	S	S	S	S	S	S			13/13	1	---
Means, Steven	IA	IA	IA	P	P	P	IA	IA	IA	IA	P	IA	P	IA			5/0	9	---
Mills, Jalen	CB	CB	CB	CB	CB	CB	CB	CB	CB	CB	CB	CB	CB	CB			14/14	---	---
Peters, Jason	LT	LT	LT	LT	LT	LT	LT	IR	IR	IR	IR	IR	IR	IR			7/7	---	---
Pumphrey, Donnel	IA	IR	IR	IR	IR	IR	IR	IR	IR	IR	IR	IR	IR	IR			0/0	1	---
Qualls, Elijah	IA	P	P	P	P	IA	IA	IA	IA	IA	P	IA	IA	IA			5/0	9	---
Robinson, Patrick	P	P	CB	P	P	CB	CB	CB	CB	CB	P	CB	CB	P			14/8	---	---
Seumalo, Isaac	LG	LG	P	IA	IA	P	P	P	P	P	P	P	P	P			12/2	2	---
Smallwood, Wendell	P	RB	P	RB	IA	IA	RB	P	P	IA	IA	IA	IA	IA			7/3	7	---
Smith, Torrey	WR	WR	WR	P	WR	WR	WR	WR	WR	WR	P	WR	WR	WR			14/12	---	---
Sproles, Darren	P	P	P	IR	IR	IR	IR	IR	IR	IR	IR	IR	IR	IR			3/0	---	---
Sturgis, Caleb	P	IR	IR	IR	IR	IR	IR	IR	IR	IR	IR	IR	IR	IR			1/0	---	---
Sudfeld, Nate	PS	PS	PS	PS	PS	PS	PS	PS	IA	IA	IA	IA	IA	DNP			0/0	5	1
Vaeao, Destiny	P	IA	IA	IA	IA	IA	P	P	P	P	P	P	P	P			9/0	5	---
Vaitai, Halapoulivaati	P	P	P	P	P	RT	P	RT	LT	LT	LT	LT	LT	LT			14/8	---	---
Walker, Joe	P	P	P	P	P	P	P	MLB	MLB	P	MLB	IA	IA	P			12/3	2	---
Warmack, Chance	IA	IA	LG	P	P	P	IA	P	P	DNP	P	DNP	P	LG			9/2	3	2
Watkins, Jaylen	P	CB	IA	IA	IA	IA	P	P	P	P	P	P	P	P			10/1	4	---
Wentz, Carson	QB	QB	QB	QB	QB	QB	QB	QB	QB	QB	QB	QB	QB	IR			13/13	---	---
Wisniewski, Stefen	P	P	P	LG	LG	LG	LG	LG	LG	LG	LG	LG	LG	IA			13/10	1	---

POSITION - start **P** - played (did not start) **IA** - inactive **IR** - Injured Reserve **DNP** - dressed but did not play **PS** - practice squad member **NFI** - Reserve/Non-Football Injury **SUSP** - suspended **X** - not with team **EX** - roster exemption

2017 SNAP COUNTS



OFFENSE		@Was	@KC	NYG	@LAC	Ari	@Car	Was	SF	Den	@Dal	Chi	@Sea	@LAR	@NYG	Oak	Dal	Snaps	Pct
TOTAL PLAYS		68	72	76	79	67	62	65	70	69	64	78	75	91	68			1004	
QB	Carson Wentz	68	72	76	79	67	62	65	61	55	64	67	75	68	IR			879	88%
	Nick Foles	DNP	DNP	DNP	DNP	DNP	DNP	DNP	9	14	DNP	11	DNP	23	68			125	12%
	Nate Sudfeld	PS	PS	PS	PS	PS	PS	PS	PS	IA	IA	IA	IA	IA	DNP			0	0%
RB	LeGarrette Blount	23	6	22	26	26	30	25	35	16	30	37	14	15	17			322	32%
	Corey Clement	0	1	7	19	23	10	12	19	28	19	15	28	27	10			218	22%
	Jay Ajayi	X	X	X	X	X	X	X	X	17	13	22	31	43	35			161	16%
	Wendell Smallwood	15	14	43	35	IA	IA	24	13	6	IA	IA	IA	IA	IA			150	15%
	Darren Sproles	33	50	5	IR	IR	IR	IR	IR	IR	IR	IR	IR	IR	IR			88	9%
	Kenjon Barner	X	X	X	0	17	22	4	4	2	2	4	2	6	6			69	7%
	Donnel Pumphrey	IA	IR	IR	IR	IR	IR	IR	IR	IR	IR	IR	IR	IR	IR			0	0%
	Alshon Jeffery	60	61	67	68	53	56	53	48	49	47	67	70	86	61			846	84%
WR	Nelson Agholor	42	55	45	61	47	48	47	36	40	47	65	66	77	49			725	72%
	Torrey Smith	48	62	58	57	42	35	41	32	31	42	41	58	67	51			665	66%
	Mack Hollins	5	17	8	9	14	9	8	18	30	10	38	17	38	13			234	23%
	Marcus Johnson	7	IA	7	9	14	6	10	21	20	13	IA	IA	IA	IA			107	11%
	Shelton Gibson	IA	IA	IA	IA	IA	IA	IA	IA	IA	IA	4	0	0	0			4	1%
	Zach Ertz	60	60	75	60	57	49	53	64	IA	60	65	45	IA	60			708	71%
TE	Brent Celek	25	17	20	34	26	24	31	30	54	23	30	23	47	23			407	41%
	Trey Burton	14	14	19	9	16	13	16	21	47	13	IA	21	48	11			262	26%
	Brandon Brooks	68	72	76	79	67	62	65	70	55	64	78	75	91	68			990	99%
OFFENSIVE LINE	Jason Kelce	68	72	76	79	67	62	65	61	69	64	67	75	91	68			984	98%
	Lane Johnson	68	72	76	79	33	IA	65	70	49	64	67	75	91	68			877	87%
	Halapoulivaati Vaitai	45	3	5	8	34	62	30	70	69	64	78	75	91	68			702	70%
	Stefen Wisniewski	0	0	44	49	42	62	65	69	69	64	75	75	31	IA			645	64%
	Jason Peters	31	72	75	79	67	62	36	IR	IR	IR	IR	IR	IR	IR			422	42%
	Isaac Seumalo	68	72	0	IA	IA	8	0	9	25	1	13	0	44	4			244	24%
	Chance Warmack	IA	IA	32	30	25	0	IA	10	14	DNP	14	DNP	17	68			210	21%
	Will Beatty	X	X	X	X	X	X	X	X	X	IA	IA	IA	IA	DNP			0	0%
	Taylor Hart	X	X	X	X	X	X	X	IA	IA	X	X	X	X	X			0	0%

DEFENSE		@Was	@KC	NYG	@LAC	Ari	@Car	Was	SF	Den	@Dal	Chi	@Sea	@LAR	@NYG	Oak	Dal	Snaps	Pct
TOTAL PLAYS		63	53	69	57	60	82	64	66	64	63	55	62	48	88			894	
DEFENSIVE LINE	Brandon Graham	43	38	46	44	43	62	44	44	40	44	34	47	36	63			628	70%
	Fletcher Cox	43	44	17	IA	IA	65	51	45	39	46	35	51	37	70			543	61%
	Vinny Curry	37	33	46	30	34	40	27	32	34	34	26	35	30	46			484	54%
	Tim Jernigan	40	32	50	42	46	25	17	29	20	30	26	31	30	41			459	51%
	Chris Long	26	20	27	21	29	41	38	33	35	31	27	26	18	39			411	46%
	Derek Barnett	26	21	26	24	26	39	36	34	29	32	26	26	17	42			404	45%
	Beau Allen	25	15	50	38	26	41	21	29	30	15	IA	23	14	32			359	40%
	Destiny Vaeao	12	IA	IA	IA	IA	IA	22	17	28	20	23	13	9	23			167	19%
	Elijah Qualls	IA	9	14	13	14	IA	IA	IA	IA	IA	17	IA	IA	IA			67	7%
	Justin Hamilton	PS	PS	PS	11	18	15	IA	IA	PS	PS	PS	PS	X	X			44	5%
LB	Steven Means	IA	IA	IA	4	3	1	IA	IA	IA	IA	6	IA	0	IA			14	2%
	Bryan Braman	X	X	X	X	X	X	X	X	X	X	X	X	X	0			0	0%
	Nigel Bradham	63	53	69	57	45	78	64	66	54	63	44	62	48	88			854	96%
	Mychal Kendricks	23	20	48	24	28	55	IA	52	47	56	38	53	38	61			543	61%
	Jordan Hicks	63	53	14	57	45	34	2	IA	IR	IR	IR	IR	IR	IR			268	30%
	Najee Goode	0	1	12	0	8	5	49	1	13	0	17	18	0	8			132	15%
	Joe Walker	0	0	3	0	0	13	11	29	15	20	8	IA	IA	0			99	11%
	Kamu Grugier-Hill	0	0	0	0	7	0	0	0	10	0	11	2	0	2			32	4%
	Dannell Ellerbe	X	X	X	X	X	X	X	X	X	IA	IA	1	DNP	IA			1	1%
	Nathan Gerry	PS	PS	PS	PS	PS	PS	0	0	0	0	0	0	0	0			0	0%
DEFENSIVE BACKS	Malcolm Jenkins	63	53	69	57	60	82	64	66	54	63	44	62	48	88			873	98%
	Jalen Mills	63	53	69	57	58	81	64	61	64	63	44	60	48	85			870	97%
	Rodney McLeod	63	12	IA	57	60	81	64	66	63	60	55	60	48	88			777	87%
	Patrick Robinson	52	32	61	32	46	80	46	18	51	43	38	32	48	47			626	70%
	Rasul Douglas	IA	39	69	57	20	56	28	30	37	0	11	1	0	IA			348	39%
	Ronald Darby	18	IA	IA	IA	IA	IA	IA	IA	IA	63	44	56	48	84			313	35%
	Corey Graham	18	41	IA	IA	40	7	32	14	18	10	20	23	10	54			287	32%
	Jaylen Watkins	15	14	IA	IA	IA	IA	17	27	13	0	11	0	1	7			105	12%
	Chris Maragos	0	0	69	0	0	0	IR	IR	IR	IR	IR	IR	IR	IR			69	8%
	Dexter McDougle	IA	0	0	2	4	0	7	32	10	X	X	X	X	X			55	6%
Trae Elston	X	X	0	X	X	X	X	X	X	X	X	X	X	X			0	0%	

2017 SNAP COUNTS



SPECIAL TEAMS	@Was	@KC	NYG	@LAC	Ari	@Car	Was	SF	Den	@Dal	Chi	@Sea	@LAR	@NYG	Oak	Dal	Snaps	Pct
TOTAL PLAYS	26	30	28	27	28	32	32	32	36	26	23	22	36	32			410	
Grugier-Hill, Kamu	17	20	16	18	20	25	25	27	28	21	17	20	24	26			304	74%
Burton, Trey	18	19	16	17	20	23	24	24	28	19	IA	17	21	23			269	66%
Clement, Corey	13	19	16	17	12	22	21	24	21	19	15	16	20	21			256	62%
Goode, Najee	17	19	16	17	20	23	7	22	23	19	15	16	20	21			255	62%
Hollins, Mack	6	13	12	17	20	22	17	20	21	19	12	13	12	14			218	53%
Graham, Corey	13	10	IA	IA	11	10	17	15	11	11	13	11	16	15			153	37%
Elliott, Jake	X	10	11	13	13	11	14	12	17	4	11	5	16	13			150	37%
Celek, Brent	9	11	11	10	8	11	12	8	14	7	9	7	14	12			143	35%
Gerry, Nathan	PS	PS	PS	PS	PS	PS	15	16	21	19	15	16	20	21			143	35%
Robinson, Patrick	5	12	11	14	15	14	12	1	10	7	6	11	13	11			142	35%
Watkins, Jaylen	17	4	IA	IA	IA	IA	9	20	14	19	13	13	16	17			142	35%
Jenkins, Malcolm	10	10	11	11	8	12	9	11	11	9	7	6	14	10			139	34%
McDougle, Dexter	IA	11	16	16	20	22	21	16	13	X	X	X	X	X			135	33%
Jones, Donnie	9	9	10	8	9	12	10	11	10	8	7	5	12	10			130	32%
Lovato, Rick	9	9	10	8	9	12	10	11	10	8	7	5	12	10			130	32%
Walker, Joe	8	11	9	6	6	13	15	16	16	16	5	IA	IA	6			127	31%
Allen, Beau	8	11	12	10	7	8	11	8	13	6	IA	6	15	11			126	31%
Maragos, Chris	20	24	15	20	21	26	IR	IR	IR	IR	IR	IR	IR	IR			126	31%
Barner, Kenjon	X	X	X	8	10	9	11	11	12	9	8	10	11	10			109	27%
Ertz, Zach	8	11	11	10	8	10	9	8	IA	2	5	1	IA	0			83	20%
Brooks, Brandon	5	5	6	6	6	5	7	5	8	2	5	2	8	6			76	19%
Vaitai, Halapoulivaati	5	5	6	6	6	5	7	5	8	2	5	2	8	6			76	19%
Barnett, Derek	4	6	5	4	2	5	4	3	6	5	3	9	12	5			73	18%
Johnson, Lane	5	4	6	6	3	IA	7	5	5	2	5	2	8	6			64	16%
Mills, Jalen	4	6	6	4	2	4	4	3	5	5	3	4	8	6			64	16%
Seumalo, Isaac	5	5	6	IA	IA	5	7	5	8	2	5	2	8	6			64	16%
Wisniewski, Stefen	5	5	6	6	6	5	7	5	8	2	5	2	2	IA			64	16%
Graham, Brandon	4	5	6	4	2	4	4	3	5	4	3	4	7	5			60	15%
Curry, Vinny	3	5	5	4	2	5	4	4	5	3	3	4	7	5			59	14%
Johnson, Marcus	5	IA	4	5	9	3	10	8	8	7	IA	IA	IA	IA			59	14%
Kendricks, Mychal	9	8	8	7	6	6	IA	0	0	2	1	3	9	0			59	14%
Bradham, Nigel	1	1	6	0	0	0	4	4	7	5	4	7	12	5			56	14%
Jernigan, Tim	4	4	5	4	2	3	3	3	3	3	3	4	6	5			52	13%
McLeod, Rodney	7	2	IA	0	1	0	5	7	6	4	5	2	7	5			51	12%
Smallwood, Wendell	8	10	0	2	IA	IA	4	7	5	IA	IA	IA	IA	IA			47	11%
Douglas, Rasul	IA	7	2	1	2	0	1	0	6	7	7	5	8	IA			46	11%
Means, Steven	IA	IA	IA	8	10	5	IA	IA	IA	IA	15	IA	7	IA			45	11%
Warmack, Chance	IA	IA	0	6	6	5	IA	0	3	DNP	5	DNP	6	6			37	9%
Gibson, Shelton	IA	IA	IA	IA	IA	IA	IA	IA	IA	IA	7	8	9	8			32	8%
Braman, Bryan	X	X	X	X	X	X	X	X	X	X	X	X	X	26			26	6%
Long, Chris	1	6	0	0	1	0	4	3	5	4	0	0	2	0			26	6%
Hicks, Jordan	4	6	1	4	2	2	0	IA	IR	IR	IR	IR	IR	IR			19	5%
Sproles, Darren	4	5	2	IR	IR	IR	IR	IR	IR	IR	IR	IR	IR	IR			11	3%
Sturgis, Caleb	11	IR	IR	IR	IR	IR	IR	IR	IR	IR	IR	IR	IR	IR			11	3%
Darby, Ronald	2	IA	IA	IA	IA	IA	IA	IA	IA	2	1	0	3	1			9	2%
Vaeao, Destiny	2	IA	IA	IA	IA	IA	1	0	2	2	2	0	0	0			9	2%
Qualls, Elijah	IA	1	4	0	3	IA	IA	IA	IA	IA	0	IA	IA	IA			8	2%
Elston, Trae	X	X	7	X	X	X	X	X	X	X	X	X	X	X			7	2%
Cox, Fletcher	1	0	1	IA	IA	0	0	0	0	1	1	0	2	0			6	1%
Ellerbe, Dannell	X	X	X	X	X	X	X	X	X	IA	IA	4	DNP	IA			4	1%
Hamilton, Justin	PS	PS	PS	0	0	4	IA	IA	PS	PS	PS	PS	X	X			4	1%
Smith, Torrey	0	0	2	0	0	0	0	0	0	0	0	0	0	0			2	1%

2017 PERSONNEL MOVES



- **January 2:** Re-signed the following players to reserve/future contracts: LB **Don Cherry**, TE **Anthony Denham**, G **Darrell Greene**, CB **Aaron Grymes**, WR **Marcus Johnson**, C **Aaron Neary**, DT **Aziz Shittu**, WR **David Watford**
- **January 4:** Signed WR **Rasheed Bailey** to reserve/future contract
- **January 9:** Signed CB **Mitchell White** to reserve/future contract ... Parted ways with wide receivers coach **Greg Lewis**
- **January 11:** Signed G **Josh LeRibeus** and WR **Dom Williams** to reserve/future contracts
- **January 12:** Signed FB **Andrew Bonnet** to reserve/future contract
- **January 18:** Signed G **Dallas Thomas** to reserve/future contract
- **January 23:** Agreed to terms with **Mike Groh** as wide receivers coach ... Signed DT **Justin Hamilton** to reserve/future contract
- **February 8:** Released CB **Leodis McKelvin**
- **March 4:** Agreed to terms with S **Jaylen Watkins** on 1-year contract
- **March 7:** Extended 2nd-round tender to TE **Trey Burton**
- **March 9:** Released DE **Connor Barwin** ... Agreed to terms with WR **Torrey Smith** on 3-year contract ... Signed LB **Najee Goode** to 1-year contract ... Agreed to terms with WR **Alshon Jeffery** (Chi.) on 1-year contract ... Agreed to terms with G **Chance Warmack** (Ten.) on 1-year contract
- **March 10:** Agreed to terms with G/C **Stefen Wisniewski** on 3-year contract
- **March 13:** Agreed to terms with QB **Nick Foles** (KC) on 2-year contract ... Released QB **Chase Daniel**
- **March 28:** Agreed to terms with DE **Chris Long** (NE) on 2-year contract ... Agreed to terms with CB **Patrick Robinson** (Ind.) on 1-year contract
- **April 3:** TE **Trey Burton** signed 1-year contract
- **April 4:** Acquired DT **Tim Jernigan** and 2017 3rd-round pick (99th overall) from Baltimore in exchange for 2017 3rd-round pick (74th overall)
- **April 10:** Agreed to terms with QB **Matt McGloin** (Oak.) on 1-year contract
- **April 27:** Selected DE **Derek Barnett** (Tennessee) in 1st round (14th overall)
- **April 28:** Selected CB **Sidney Jones** (Washington) in 2nd round (43rd overall) ... Selected CB **Rasul Douglas** (West Virginia) in 3rd round (99th overall)
- **April 29:** Selected WR **Mack Hollins** (North Carolina) in the 4th round (118th overall) ... Traded 4th-round pick (139th overall) and 7th-round pick (230th overall) to Minnesota for 4th-round pick (132nd overall) ... Selected RB **Donnel Pumphrey** (San Diego State) in 4th round (132nd overall) ... Traded 5th-round pick (155th overall) to Tennessee for 5th-round pick (164th overall) and 6th-round pick (214th overall) ... Traded 5th-round pick (164th overall) and 6th-round pick (194th overall) to Miami for two 5th-round picks (166th and 184th overall) ... Selected WR **Shelton Gibson** (West Virginia) in 5th round (166th overall) ... Selected LB **Nathan Gerry** (Nebraska) in 5th round (184th overall) ... Selected DT **Elijah Qualls** (Washington) in 6th round (214th overall)
- **May 2:** Waived/injured DT **Aziz Shittu** and WR **Dom Williams**
- **May 3:** Claimed LB **Steven Daniels** off waivers from Washington
- **May 4:** Waived FB **Andrew Bonnet** and RB **Terrell Watson** ... Released G **Josh LeRibeus**
- **May 11:** Signed the following seven draft picks to 4-year contracts: CB **Sidney Jones** (D2), CB **Rasul Douglas** (D3), WR **Mack Hollins** (D4a), RB **Donnel Pumphrey** (D4b), WR **Shelton Gibson** (D5a), LB **Nathan Gerry** (D5b), DT **Elijah Qualls** (D6) ... Signed the following 10 UDFA's: RB **Corey Clement**, DT **Winston Craig**, QB **Jerod Evans**, CB **Randall Goforth**, P **Cameron Johnston**, C **Tyler Orlosky**, S **Tre Sullivan**, DT **Charles Walker**, WR **Greg Ward**, CB **Jomal Wiltz** ... Waived WR **Rasheed Bailey**
- **May 12:** Signed UDFA TE **Billy Brown**
- **May 14:** Waived/injured QB **Jerod Evans** ... Signed UDFA T **Victor Salako**
- **May 18:** Signed RB **LeGarrette Blount** to 1-year contract ... Waived/injured DT **Charles Walker**
- **June 1:** Waived LB **Steven Daniels**
- **June 5:** Signed DT **Gabe Wright** to 1-year contract
- **June 14:** Signed T **Jason Peters** to 1-year contract extension
- **June 30:** Waived WR **Dorial Green-Beckham**
- **July 23:** Released CB **Dwayne Gratz** ... Placed DT **Beau Allen** and CB **Sidney Jones** on Active/Non-Football Injury List ... Signed UDFA QB **Dane Evans**
- **July 24:** Signed UDFA TE **Adam Zaruba** to 3-year contract
- **July 26:** Signed LB **Steven Daniels** to 3-year contract ... Waived DE **Marcus Smith** ... Acquired 2019 conditional draft pick from Denver in exchange for G/T **Allen Barbre**
- **July 31:** Signed CB **Tay Glover-Wright** to 1-year contract
- **August 2:** Waived/injured CB **Randall Goforth**
- **August 3:** Agreed to terms with S **Corey Graham** on 1-year contract
- **August 11:** Acquired CB **Ronald Darby** from Buffalo in exchange for WR **Jordan Matthews** and 2018 3rd-round pick
- **August 12:** Waived LB **Steven Daniels** ... Signed UDFA WR **Keevan Lucas** to 3-year contract
- **August 13:** Waived CB **Mitchell White** ... Signed UDFA WR **Rashard Davis**
- **August 15:** Released RB **Ryan Mathews** ... Signed CB **Mitchell White**
- **August 21:** Acquired a 2018 5th-round pick from Seattle in exchange for G/T **Matt Tobin** and 2018 7th-round pick
- **August 26:** Waived CB **Tay Glover-Wright**, WR **Keevan Lucas** and WR **David Watford**
- **August 27:** Acquired CB **Dexter McDougale** from N.Y. Jets in exchange for S **Terrence Brooks**
- **August 28:** Acquired 2019 7th-round pick from New Orleans in exchange for LS **Jon Dorenbos**
- **August 30:** Signed LB **Carlos Fields**, DE **Jake Metz** and LB **Christian Tago** ... Waived CB **Mitchell White** ... Released CB **Ron Brooks** ... Signed DE **Steven Means** to 1-year contract extension
- **September 1:** Released QB **Matt McGloin** ... Waived WR **Paul Turner** with injury settlement ... Placed CB **Sidney Jones** on Reserve/Non-Football Injury List ... Waived the following 13 players: LB **Don Cherry**, DT **Winston Craig**, WR **Rashard Davis**, TE **Anthony Denham**, QB **Dane Evans**, LB **Carlos Fields**, CB **Aaron Grymes**, DE **Jake Metz**, C **Tyler Orlosky**, T **Victor Salako**, LB **Christian Tago**, DT **Gabe Wright**, TE **Adam Zaruba**
- **September 2:** Signed G **Chance Warmack** to 1-year contract extension ... Waived/injured DE **Alex McCalister** and S **Tre Sullivan** ... Released G **Dallas Thomas** ... Waived the following 14 players: C/G **Josh Andrews**, TE **Billy Brown**, LB **Nathan Gerry**, T **Dillon Gordon**, G **Darrell Greene**, DT **Justin Hamilton**, T **Taylor Hart**, P **Cameron Johnston**, RB **Byron Marshall**, C **Aaron Neary**, CB **C.J. Smith**, WR **Bryce Treggs**, WR **Greg Ward**, CB **Jomal Wiltz** ... Signed CB **Dexter McDougale** to 1-year contract extension
- **September 4:** Signed the following 10 players to the practice squad: C/G **Josh Andrews**, TE **Billy Brown**, LB **Nathan Gerry**, T **Dillon Gordon**, DT **Justin Hamilton**, RB **Byron Marshall**, CB **C.J. Smith**, QB **Nate Sudfeld**, WR **Bryce Treggs**, WR **Greg Ward**
- **September 8:** Waived DE **Alex McCalister** and S **Tre Sullivan** with injury settlements from Reserved/Injured List
- **September 12:** Released CB **C.J. Smith** from practice squad ... Signed T **Victor Salako** to practice squad ... Placed K **Caleb Sturgis** (hip) on Injured Reserve ... Agreed to terms with K **Jake Elliott** ... Released WR **Greg Ward** from practice squad ... Signed CB **De'Vante Bausby** to practice squad
- **September 15:** Placed RB **Donnell Pumphrey** (hamstring) on Injured Reserve

2017 PERSONNEL MOVES



- **September 18:** Released T **Victor Salako** from practice squad ... Agreed to terms with WR **Greg Ward** to join practice squad
- **September 20:** Claimed S **Trae Elston** off waivers from Buffalo
- **September 25:** Placed RB **Darren Sproles** (knee) on Injured Reserve
- **September 26:** Signed RB **Kenjon Barner** to 1-year contract
- **September 30:** Waived S **Trae Elston** ... Promoted DT **Justin Hamilton** from practice squad to active roster
- **October 3:** Signed CB **D.J. Killings** to practice squad
- **October 4:** Signed WR **Rashard Davis** to practice squad
- **October 10:** Released WR **Rashard Davis** from practice squad ... Signed DE **Alex McCalister** to practice squad
- **October 19:** Placed S **Chris Maragos** on Injured Reserve (knee) ... Promoted LB **Nathan Gerry** from practice squad to active roster ... Signed WR **Rashard Davis** to practice squad
- **October 25:** Placed T **Jason Peters** on Injured Reserve (knee) ... Signed T **Taylor Hart** to 2-year contract ... Released DE **Alex McCalister** from practice squad ... Signed LB **Don Cherry** to practice squad
- **October 31:** Acquired RB **Jay Ajayi** from Miami in exchange for 2018 4th-round pick ... Placed LB **Jordan Hicks** on Injured Reserve (Achilles)
- **November 1:** Waived DT **Justin Hamilton** ... Signed QB **Nate Sudfeld** from practice squad to active roster
- **November 3:** Signed DT **Justin Hamilton** to practice squad
- **November 7:** Released LB **Don Cherry** from practice squad ... Signed S **Tre Sullivan** to practice squad
- **November 9:** Signed DT **Tim Jernigan** to 4-year contract extension through 2021
- **November 13:** Waived CB **Dexter McDougle** ... Signed LB **Dannell Ellerbe**
- **November 14:** Waived T **Taylor Hart** ... Signed T **Will Beatty** ... Signed S **Harold Jones-Quartey** to practice squad
- **December 1:** Placed S **Harold Jones-Quartey** on Practice Squad - Injured Reserve ... Signed C **Jon Toth** to practice squad
- **December 8:** Released T **Dillon Gordon** from practice squad ... Signed G **Darrell Greene** to practice squad ... Signed DT **Winston Craig** to practice squad
- **December 12:** Placed QB **Carson Wentz** on Injured Reserve ... Signed DE **Bryan Braman**
- **December 14:** Released WR **Rashard Davis** from practice squad ... Signed WR **Bryce Treggs** to practice squad

2017 DEFENSIVE STATS



DEFENSIVE STATISTICS

Player	Total	Solo	Asst.	TFL	Sacks	QBP/H	INT	KD	FF	FR
Jenkins	107	75	32	8	1.0	4	2	12	0	0
Mills	78	64	14	2	0.0	0	3	20	0	0
Bradham	76	59	17	5	1.0	2	0	8	1	1
McLeod	68	47	21	2	0.0	2	3	11	1	1
Kendricks	67	53	14	4	2.0	5	0	6	0	0
Robinson	48	41	7	1	1.0	0	3	19	0	0
B.Graham	47	40	7	14	9.5	25	0	1	2	1
C.Graham	39	26	13	1	0.0	3	2	6	0	0
Curry	39	25	14	10	3.0	33	0	0	0	0
Douglas	32	26	6	0	0.0	0	2	14	0	0
Jernigan	32	20	12	9	2.5	15	0	0	0	0
Darby	31	29	2	0	0.0	0	2	9	0	0
Cox	31	20	11	4	5.5	34	0	3	1	1
Hicks	28	24	4	0	0.0	2	0	0	0	1
Barnett	23	17	6	9	5.0	28	0	0	1	1
Long	23	16	7	3	4.0	28	0	0	3	0
Allen	19	14	5	7	1.0	11	0	0	0	0
Vaeao	14	7	7	0	0.0	0	0	1	0	0
Watkins	11	10	1	1	0.0	0	0	0	0	0
Goode	11	6	5	0	0.0	0	0	0	0	0
Walker	10	6	4	0	0.0	0	0	1	0	0
Maragos	9	6	3	1	0.0	0	0	0	0	0
Grugier-Hill	5	5	0	0	0.0	0	0	0	0	0
McDougle	2	2	0	0	0.0	0	0	1	0	0
Hamilton	2	1	1	0	0.5	2	0	0	0	0
Qualls	1	0	1	0	0.0	5	0	0	0	0
A.Jeffery	0	0	0	0	0.0	0	0	1	0	0
Totals	853	639	214	81	36.0	199	17	113	9	6

*Tackle totals already factor in sacks and TFLs; QBP/H = QB Pressures + Hits

SPECIAL TEAMS TACKLES (99)

Kamu Grugier-Hill	18
Corey Clement	9
Najee Goode	9
Corey Graham	8
Trey Burton	7
Malcolm Jenkins	7
Chris Maragos	6
Nathan Gerry	5
Mack Hollins	5
Mychal Kendricks	4
Dexter McDougle	4
Jaylen Watkins	4
Rodney McLeod	3
Patrick Robinson	3
Joe Walker	3
Rick Lovato	2
Trae Elston	1
Shelton Gibson	1

FUMBLE RECOVERIES (6)

Derek Barnett	1
Nigel Bradham	1
Fletcher Cox	1
Brandon Graham	1
Jordan Hicks	1
Rodney McLeod	1

FORCED FUMBLES (9)

Chris Long	3
Brandon Graham	2
Derek Barnett	1
Nigel Bradham	1
Fletcher Cox	1
Rodney McLeod	1

ST FUMBLE RECOVERIES (1)

Trey Burton	1
-------------	---

ST FORCED FUMBLES (1)

Kamu Grugier-Hill	1
-------------------	---

INDIVIDUAL SINGLE-GAME BESTS

TACKLES	3 players tied with 13
Jenkins vs. Was. (10/23); Kendricks at Car. (10/12); McLeod at NYG (12/17)	
TACKLES FOR LOSS	2 players tied with 3
D.Barnett vs. Was. (10/23); B.Graham vs. Ari. (10/8)	
SACKS	2 players tied with 2
Barnett vs. Was. (10/23) & at Dal. (11/19); Graham at Was. (9/10)	
PASSES DEFENSED	4 by Robinson vs. Ari. (10/8)
INTERCEPTIONS	7 players tied with 1
Darby at Dal. (11/19) & at NYG (12/18); Douglas vs. NYG (9/24) & at Car. (10/12); C.Graham vs. Was. (10/23) & vs. Chi. (11/26); Jenkins at Dal. (11/19) & vs. Chi. (11/26); McLeod vs. SF (10/29), vs. Den. (11/5) & at Dal. (11/19); Mills at Was. (9/10); at Car. (10/12); vs. SF (10/29); Robinson vs. NYG (9/24), at Car. (10/12) & vs. Den. (11/5)	
FORCED FUMBLES	7 players tied with 1
Barnett at Dal. (11/19); Bradham at LAR (12/10); Cox at Was. (9/10); B.Graham at Was. (9/10) & vs. Chi. (11/26); Grugier-Hill vs. Was. (10/23); Long at LAC (10/1), vs. Den. (11/5) & at LAR (12/10); McLeod vs. Ari. (10/8)	
FUMBLE RECOVERIES	7 players tied with 1
Barnett at LAC (10/1); Bradham at Dal. (11/19); Burton at Was. (9/10); Cox at Was. (9/10); B.Graham at LAR (12/10); Hicks at Was. (9/10); McLeod at LAR (12/10)	
SPECIAL TEAMS TACKLES	4 by Grugier-Hill at NYG (12/17)

SACKS (36)

Brandon Graham	9.5
Fletcher Cox	5.5
Derek Barnett	5.0
Chris Long	4.0
Vinny Curry	3.0
Tim Jernigan	2.5
Mychal Kendricks	2.0
Beau Allen	1.0
Nigel Bradham	1.0
Malcolm Jenkins	1.0
Patrick Robinson	1.0
Justin Hamilton	0.5

INTERCEPTIONS (17)

Rodney McLeod	3
Jalen Mills	3
Patrick Robinson	3
Ronald Darby	2
Rasul Douglas	2
Corey Graham	2
Malcolm Jenkins	2

2017 GAME-BY-GAME STATISTICS



GAME-BY-GAME TEAM STATS

	First Downs			3rd Down			4th Dn.			Time			Total Net Yds			Rushing			Passing			Punting			Penalty			Fumble			Red Zone			TDs									
	Total	Rush	Pass	Pen	Conv	Att	Pct	Conv	Att	4th Dn.	Pos	Att	Yards	Avg	Plays	Yards	Avg	Att	Yards	Avg	Net	Sacks	Gross	Yards	Att	Comp	Pct	INT	No	Yards	No	Lost	No	TD	FG	Rush	Pass	Ret					
9/10 at Was	19	1	17	1	8	14	.571	0	0	34:16	5.5	24	58	2.4	65	356	5.5	24	58	2.4	298	2	9	307	39	26	.667	1	4	42.5	41.8	8	76	1	1	1	0	0	2	1			
9/17 at KC	27	6	19	2	8	15	.533	0	0	30:49	5.9	17	107	6.3	69	406	5.9	17	107	6.3	299	6	34	333	46	25	.543	1	4	42.3	35.3	4	30	3	1	5	2	2	0	0			
9/24 NYG	24	13	8	3	5	14	.357	2	3	37:32	4.8	39	193	4.9	73	354	4.8	39	193	4.9	161	3	15	176	31	21	.677	0	4	45.5	40.5	9	103	1	1	3	3	0	2	1	0		
10/1 at LAC	26	12	11	3	9	16	.563	1	1	39:18	6.1	42	214	5.1	74	454	6.1	42	214	5.1	240	1	2	242	31	17	.548	0	2	47.5	46.0	9	58	1	0	4	2	1	1	1	0		
10/8 Ari	19	5	11	3	9	14	.643	0	0	35:47	6.5	33	122	3.7	64	419	6.5	33	122	3.7	297	1	7	304	30	21	.700	1	3	43.0	40.7	5	60	0	0	4	2	2	0	4	0		
10/12 at Car	15	4	11	0	5	14	.357	1	1	28:34	5.2	27	101	3.7	60	310	5.2	27	101	3.7	209	3	13	222	30	16	.533	0	6	50.8	45.0	10	126	2	1	2	2	0	0	3	0		
10/23 Was	23	8	11	4	6	12	.500	0	0	29:45	6.1	33	127	3.8	61	371	6.1	33	127	3.8	244	3	24	268	25	17	.680	1	3	51.0	43.0	9	55	2	0	4	3	1	0	4	0		
10/29 SF	19	7	9	3	4	14	.286	1	1	32:57	4.6	31	112	3.6	66	304	4.6	31	112	3.6	192	3	19	211	32	18	.563	1	6	45.8	41.0	4	35	0	0	2	2	0	1	2	1		
11/5 Den	25	9	13	3	5	13	.385	2	4	29:54	6.3	37	197	5.3	67	419	6.3	37	197	5.3	222	2	12	234	28	16	.571	0	2	54.0	32.0	5	34	1	1	4	4	0	3	4	0		
11/19 at Dal	17	8	9	0	5	14	.357	1	1	29:29	6.4	33	215	6.5	60	383	6.4	33	215	6.5	168	0	0	168	27	14	.519	0	6	45.8	42.5	3	30	0	0	5	4	0	2	2	1		
11/26 Chi	24	8	14	2	7	16	.438	3	4	37:08	5.8	33	176	5.3	73	420	5.8	33	176	5.3	244	1	4	248	39	26	.667	0	2	43.5	43.5	11	70	4	3	5	3	0	0	3	1		
12/3 at Sea	25	8	15	2	8	16	.500	2	4	31:54	5.7	26	98	3.8	74	425	5.7	26	98	3.8	327	3	21	348	45	29	.644	1	3	41.0	40.3	7	64	2	1	2	0	1	0	1	0		
12/10 at LAR	29	5	18	6	8	20	.400	2	2	39:12	5.4	32	139	4.3	85	455	5.4	32	139	4.3	316	2	17	333	51	29	.569	1	4	35.5	36.3	10	67	1	0	5	3	2	0	4	1		
12/17 at NYG	22	5	15	2	6	13	.462	0	1	30:53	5.2	27	108	4.0	66	341	5.2	27	108	4.0	233	1	4	237	38	24	.632	0	4	46.8	40.0	7	44	1	0	6	4	2	0	4	0		
12/25 Oak																																											
12/31 Dal																																											
Totals	314	99	181	34	93	205	.454	15	22	33:23	5.7	434	1,967	4.5	957	5,417	5.7	434	1,967	4.5	3,450	31	181	3,631	492	299	.608	7	53	45.3	40.8	101	852	19	9	52	35	11	9	37	5		

	First Downs			3rd Down			4th Dn.			Time			Total Net Yds			Rushing			Passing			Punting			Penalty			Fumble			Red Zone			TDs							
	Total	Rush	Pass	Pen	Conv	Att	Pct	Conv	Att	4th Dn.	Pos	Att	Yards	Avg	Plays	Yards	Avg	Att	Yards	Avg	Net	Sacks	Gross	Yards	Att	Comp	Pct	INT	No	Yards	No	Lost	No	TD	FG	Rush	Pass	Ret			
9/10 at Was	16	3	12	1	3	11	.273	0	1	25:44	4.3	17	64	3.8	61	264	4.3	17	64	3.8	200	4	40	240	40	23	.575	1	4	40.5	40.5	2	15	3	3	2	0	1	0	1	1
9/17 at KC	16	6	10	0	5	12	.417	0	0	29:11	6.7	19	112	5.9	51	344	6.7	19	112	5.9	232	4	19	251	28	21	.750	0	5	45.4	35.4	5	40	0	0	3	2	1	2	1	0
9/24 NYG	21	2	17	2	3	10	.300	0	2	22:28	6.5	17	49	2.9	64	415	6.5	17	49	2.9	366	0	0	366	47	35	.745	2	4	38.5	31.3	10	137	0	0	5	2	1	0	3	0
10/1 at LAC	18	3	12	3	5	10	.500	0	0	20:42	7.5	13	58	4.5	53	400	7.5	13	58	4.5	342	2	5	347	38	22	.579	0	4	47.8	39.0	9	39	2	1	2	1	1	1	2	0
10/8 Ari	16	1	13	2	4	14	.286	2	3	24:13	5.1	14	31	2.2	60	307	5.1	14	31	2.2	276	2	15	291	44	28	.636	0	7	49.6	33.9	7	61	1	1	1	1	0	0	1	0
10/12 at Car	23	7	12	4	4	16	.250	1	3	31:26	3.9	25	80	3.2	79	305	3.9	25	80	3.2	225	2	14	239	52	28	.538	3	3	45.3	45.3	1	0	1	0	3	2	1	1	1	0
10/23 Was	19	2	16	1	4	12	.333	0	1	30:15	5.5	18	75	4.2	62	344	5.5	18	75	4.2	269	4	34	303	40	30	.750	1	5	47.8	39.4	5	55	1	0	4	3	1	0	3	0
10/29 SF	14	4	9	1	3	15	.200	0	0	27:03	3.7	24	94	3.9	64	238	3.7	24	94	3.9	144	4	23	167	36	17	.472	2	8	45.5	41.3	6	69	0	0	1	0	0	1	0	
11/5 Den	14	1	12	1	3	13	.231	1	1	30:06	3.8	19	35	1.8	60	226	3.8	19	35	1.8	191	3	17	208	38	19	.500	2	6	50.3	46.7	14	105	1	0	2	1	1	0	1	1
11/19 at Dal	14	6	7	1	3	14	.214	0	1	30:31	3.6	27	112	4.1	63	225	3.6	27	112	4.1	113	4	32	145	32	18	.563	3	5	46.8	46.8	2	10	1	1	2	0	1	0	0	0
11/26 Chi	8	1	6	1	3	13	.231	0	2	22:52	2.9	14	6	0.4	49	140	2.9	14	6	0.4	134	2	13	147	33	17	.515	2	6	41.8	39.0	9	56	2	0	0	0	0	0	0	
12/3 at Sea	20	4	12	4	6	12	.500	0	0	28:06	5.3	25	101	4.0	58	310	5.3	25	101	4.0	209	2	18	227	31	20	.645	0	5	39.8	39.8	5	46	0	0	3	3	0	0	3	0
12/10 at LAR	17	6	8	3	2	7	.286	0	0	20:48	6.8	17	109	6.4	45	307	6.8	17	109	6.4	198	2	1	199	26	16	.615	0	5	56.4	50.2	7	102	2	2	3	3	0	2	2	1
12/17 at NYG	27	4	18	5	10	18	.556	0	1	29:07	6.2	23	75	3.3	81	504	6.2	23	75	3.3	429	1	5	434	57	37	.649	1	3	24.7	24.7	5	67	0	0	4	2	1	1	3	0
12/25 Oak																																									
12/31 Dal																																									
Totals	243	50	164	29	58	177	.328	4	15																																

2017 GAME-BY-GAME INDIVIDUAL LEADERS



EAGLES INDIVIDUAL LEADERS

Date	Opp	Pass Yds.	Rushing Yds.	Receptions	Receiving Yds.	Touchdowns	Sacks	Tackles
9/10	at Was	C.Wentz - 307	L.Blount - 46	Z.Ertz - 8	Z.Ertz - 93	3 Players - 1	B.Graham - 2.0	J.Mills - 9
9/17	at KC	C.Wentz - 333	C.Wentz - 55	A.Jeffery - 7	Z.Ertz - 97	2 Players - 1	3 Players - 1.0	2 Players - 6
9/24	vs. NYG	C.Wentz - 176	W.Smallwood - 71	Z.Ertz - 8	A.Jeffery - 56	3 Players - 1	None	J.Mills - 12
10/1	at LAC	C.Wentz - 242	L.Blount - 136	Z.Ertz - 5	Z.Ertz - 81	2 Players - 1	2 Players - 1.0	J.Hicks - 9
10/8	vs. Ari	C.Wentz - 304	L.Blount - 74	Z.Ertz - 6	N.Agholor - 93	4 Players - 1	2 Players - 1.0	M.Jenkins - 9
10/12	at Car	C.Wentz - 222	L.Blount - 67	2 Players - 4	A.Jeffery - 71	Z.Ertz - 2	4 Players - 0.5	M.Kendricks - 13
10/23	vs. Was	C.Wentz - 268	C.Wentz - 63	Z.Ertz - 5	Z.Ertz - 89	4 Players - 1	D.Barnett - 2.0	M.Jenkins - 13
10/29	vs. SF	C.Wentz - 211	C.Clement - 54	Z.Ertz - 4	A.Jeffery - 62	4 Players - 1	4 Players - 1.0	2 Players - 8
11/5	vs. Den	C.Wentz - 199	J.Ajayi - 77	A.Jeffery - 6	A.Jeffery - 84	C.Clement - 3	3 Players - 1.0	M.Jenkins - 8
11/19	at Dal	C.Wentz - 168	J.Ajayi - 91	A.Jeffery - 4	A.Jeffery - 67	5 Players - 1	D.Barnett - 2.0	2 Players - 8
11/26	vs. Chi	C.Wentz - 227	L.Blount - 97	Z.Ertz - 10	Z.Ertz - 103	N.Agholor - 2	2 Players - 1.0	R.Darby - 6
12/3	at Sea	C.Wentz - 348	J.Ajayi - 35	N.Agholor - 7	N.Agholor - 141	N.Agholor - 1	B.Graham - 1.5	M.Kendricks - 8
12/10	at LAR	C.Wentz - 291	J.Ajayi - 78	N.Agholor - 8	T.Smith - 100	T.Burton - 2	2 Players - 1.0	R.McLeod - 7
12/17	at NYG	N.Foles - 237	J.Ajayi - 49	N.Agholor - 7	N.Agholor - 59	4 Players - 1	B.Graham - 1.0	R.McLeod - 13

OPPONENT INDIVIDUAL LEADERS

Date	Opp	Pass Yds.	Rushing Yds.	Receptions	Receiving Yds.	Touchdowns	Sacks	Tackles
9/10	at Was	K.Cousins - 240	R.Kelley - 30	T.Pryor - 6	T.Pryor - 66	2 Players - 1	P.Smith - 1.0	Z.Brown - 12
9/17	at KC	A.Smith - 251	K.Hunt - 81	T.Kelce - 8	T.Kelce - 103	K.Hunt - 2	C.Jones - 3.0	2 Players - 6
9/24	vs. NYG	E.Manning - 366	2 players - 22	O.Beckham - 9	S.Shepard - 133	O.Beckham - 2	3 Players - 1.0	K.Robinson - 10
10/1	at LAC	P.Rivers - 347	A.Ekeler - 35	2 Players - 5	K.Allen - 138	3 Players - 1	D.Phillon - 1.0	J.Addae - 11
10/8	vs. Ari	C.Palmer - 291	C.Johnson - 21	A.Ellington - 9	J.Nelson - 80	J.Brown - 1	C.Jones - 1.0	T.Branch - 10
10/12	at Car	C.Newton - 239	C.Newton - 71	C.McCaffrey - 10	K.Benjamin - 99	2 Players - 1	3 Players - 1.0	M.Adams - 8
10/23	vs. Was	K.Cousins - 303	C.Thompson - 38	J.Reed - 8	V.Davis - 67	J.Reed - 2	Z.Brown - 1.5	Z.Brown - 13
10/29	vs. SF	C.Beathard - 167	C.Beathard - 40	2 Players - 4	M.Breida - 39	M.Breida - 1	L.Douzable - 2.0	2 Players - 7
11/5	vs. Den	B.Osweiler - 208	D.Booker - 21	D.Thomas - 8	D.Thomas - 70	2 Players - 1	2 Players - 1.0	V. Miller - 8
11/19	at Dal	D.Prescott - 145	A.Morris - 91	D.Bryant - 8	D.Bryant - 63	None	None	4 Players - 5
11/26	vs. Chi	M.Trubisky - 147	M.Trubisky - 12	D.Inman - 4	D.Inman - 64	None	J.Bullard - 1.0	C.LeBlanc - 7
12/3	at Sea	R.Wilson - 227	M.Davis - 64	D.Baldwin - 5	D.Baldwin - 84	3 Players - 1	F.Clark - 2.0	B.Wagner - 13
12/10	at LAR	J.Goff - 199	T.Gurley - 96	C.Kupp - 5	C.Kupp - 118	T.Gurley - 2	2 Players - 1.0	J.Johnson - 10
12/17	at NYG	E.Manning - 434	W.Gallman - 39	S.Shepard - 11	S.Shepard - 139	T.King - 2	O.Vernon - 1.0	2 Players - 9

2017 REGULAR SEASON STATISTICS



RED ZONE

Team	Total	TD	FG	MFG	Dwn.	Fbl.	INT	Clk.	Pnt.	TD%	Score%
EAGLES	52	35	11	2	0	2	0	2	276	67.3	88.5
Opponents	36	21	9	1	3	0	2	0	173	58.3	83.3

GOAL-TO-GO

Team	Total	TD	FG	MFG	Dwn.	Fbl.	INT	Clk.	Pnt.	TD%	Score%
EAGLES	24	20	3	0	0	1	0	0	147	83.3	95.8
Opponents	18	13	2	1	2	0	0	0	96	72.2	83.3

EAGLES WEEKLY NFL RANKINGS

Week	OFFENSE			DEFENSE		
	Rush	Pass	Total	Rush	Pass	Total
Week 1	24th	5th	11th	t-10th	15th	10th
Week 2	20th	3rd	5th	14th	16th	12th
Week 3	9th	10th	9th	6th	25th	21st
Week 4	t-3rd	11th	3rd	2nd	30th	24th
Week 5	5th	8th	3rd	2nd	29th	22nd
Week 6	5th	9th	3rd	1st	29th	20th
Week 7	4th	9th	5th	1st	29th	20th
Week 8	5th	11th	6th	1st	26th	14th
Week 9	3rd	13th	5th	1st	25th	11th
Week 10	4th	14th	4th	1st	26th	10th
Week 11	2nd	15th	3rd	1st	19th	7th
Week 12	2nd	15th	3rd	1st	16th	6th
Week 13	2nd	14th	3rd	1st	16th	3rd
Week 14	2nd	11th	3rd	1st	13th	4th
Week 15	2nd	8th	3rd	1st	22nd	6th

MOST FIRST DOWNS EARNED

Player	Rush	Rec.	Total
Alshon Jeffery	--	44	44
Zach Ertz	--	42	42
Nelson Agholor	--	33	33
LeGarrette Blount	27	2	29
Carson Wentz	26	--	26
Corey Clement	17	6	23
Jay Ajayi	13	5	18
Trey Burton	--	14	14
Wendell Smallwood	8	4	12
Torrey Smith	--	11	11
Mack Hollins	--	8	8
Darren Sproles	4	3	7
Brent Celek	--	6	6
Kenjon Barner	3	1	4
Marcus Johnson	--	2	2
Nick Foles	1	--	1

LONGEST DRIVES

	EAGLES	OPPONENTS
MOST PLAYS:	18 vs. NYG (9/24) 18-90-9:34 Touchdown	16 at Was. (9/10) 16-66-8:32 Field Goal
MOST YARDS:	90 2x - at Dal (11/19) 5-90-2:28 Touchdown	85 at Sea (12/3) 5-85-2:48 Touchdown
MOST TIME:	9:34 vs. NYG (9/24) 18-90-9:34 Touchdown	8:32 at Was. (9/10) 16-66-8:32 Field Goal

LONGEST TOUCHDOWN DRIVES

	EAGLES	OPPONENTS
MOST PLAYS:	18 vs. NYG (9/24) 18-90-9:34	13 3x - at NYG (12/17) 13-76-5:56
MOST YARDS:	90 2x - at Dal (11/19) 5-90-2:28	85 at Sea (12/3) 5-85-2:48
MOST TIME:	9:34 vs. NYG (9/24) 18-90-9:34	8:15 at Den. (11/5) 13-75-8:15

PENALTY BREAKDOWN

Type of Penalty (Yards Lost)	Phi.	Opp.
Total Penalties	101 (853)	87 (803)
Offensive	44 (370)	31 (256)
Defensive	46 (390)	41 (430)
Special Teams	11 (93)	15 (117)
First Downs Given Up by Penalty	29	34

REPLAY CHALLENGES

	Challenges	No. Overturned
EAGLES	6	2
Opponents	5	2

2017 THIRD-DOWNS



EAGLES THIRD-AND...

Date	Opponent	1	2	3	4	5	6	7	8	9	10+	Total
9/10	at Was	1-2	0-0	0-1	1-1	0-0	1-1	1-1	0-1	0-1	4-6	8-14
9/17	at KC	1-1	0-0	0-0	2-2	0-0	0-0	2-5	0-0	0-0	3-7	8-15
9/24	vs. NYG	1-1	0-1	1-1	0-1	0-0	2-3	0-1	1-3	0-0	0-3	5-14
10/1	at LAC	2-2	2-3	4-4	0-1	0-0	0-0	0-0	1-3	0-0	0-3	9-16
10/8	vs. Ari	1-1	1-1	1-1	0-0	1-2	1-1	0-0	0-1	0-0	4-7	9-14
10/12	at Car	1-1	0-0	1-3	0-2	1-2	0-0	0-3	0-0	0-0	2-3	5-14
10/23	vs. Was	1-1	0-0	1-3	1-1	0-0	1-1	0-1	1-2	1-1	0-2	6-12
10/29	vs. SF	1-2	0-1	0-0	1-1	2-3	0-0	0-1	0-2	0-1	0-3	4-14
11/5	vs. Den	1-1	0-0	1-2	0-0	1-1	0-2	0-1	0-2	1-1	1-3	5-13
11/19	at Dal	2-2	1-1	0-1	0-0	0-2	1-1	0-0	0-2	0-0	1-5	5-14
11/26	vs. Chi	1-2	0-0	1-1	0-0	2-2	0-1	0-0	1-1	1-3	1-6	7-16
12/3	at Sea	2-2	2-4	0-1	1-1	0-0	1-5	0-0	0-0	0-0	2-3	8-16
12/10	at LAR	1-1	0-1	2-2	0-1	0-3	0-0	1-1	2-2	0-2	2-7	8-20
12/17	at NYG	2-2	0-1	0-1	0-0	1-2	0-1	0-1	2-2	1-1	0-2	6-13
Totals:		18-21	6-13	12-21	6-11	8-17	7-16	4-15	8-21	4-10	20-60	93-205
		85.7	46.2	57.1	54.5	47.1	43.8	26.7	38.1	40.0	33.3	45.4

OPPONENTS THIRD-AND...

Date	Opponent	1	2	3	4	5	6	7	8	9	10+	Total
9/10	at Was	0-0	1-1	0-0	0-0	0-0	0-3	0-0	0-1	0-1	2-5	3-11
9/17	at KC	0-0	1-1	1-1	2-4	0-1	1-1	0-1	0-2	0-0	0-1	5-12
9/24	vs. NYG	0-2	1-2	0-0	1-1	1-1	0-1	0-1	0-0	0-0	0-2	3-10
10/1	at LAC	0-0	0-0	0-1	2-2	0-0	0-0	0-0	1-1	0-1	2-5	5-10
10/8	vs. Ari	1-2	0-1	0-1	0-0	0-0	0-0	0-0	1-2	1-3	1-5	4-14
10/12	at Car	1-2	0-1	0-0	1-2	0-2	0-0	0-0	2-2	0-2	0-5	4-16
10/23	vs. Was	0-2	0-1	0-0	1-1	1-2	0-1	1-1	0-1	0-1	1-2	4-12
10/29	vs. SF	1-3	0-1	0-0	0-0	1-2	0-2	0-1	0-0	1-2	0-4	3-15
11/5	vs. Den	1-1	0-1	0-0	0-0	1-1	1-2	0-1	0-0	0-0	0-7	3-13
11/19	at Dal	0-0	1-2	0-1	1-2	1-2	0-1	0-1	0-1	0-0	0-4	3-14
11/26	vs. Chi	0-0	0-1	0-0	0-0	1-2	0-0	0-0	0-1	0-1	2-8	3-13
12/3	at Sea	1-1	0-0	0-0	0-1	1-1	0-1	2-3	1-2	0-0	1-3	6-12
12/10	at LAR	0-0	0-0	0-2	0-1	1-1	0-0	0-0	0-0	0-0	1-3	2-7
12/17	at NYG	1-1	3-3	2-2	0-2	3-3	0-0	0-1	0-2	1-1	0-3	10-18
Totals:		6-14	7-15	3-8	8-16	11-18	2-12	3-10	5-15	3-12	10-57	58-177
		42.9	46.7	37.5	50.0	61.1	16.7	30.0	33.3	25.0	17.5	32.8

2017 DRIVE EFFICIENCY



EAGLES GAME-BY-GAME DRIVES

Date	Opponent	Quarterback	Drives	Drives Ended By...									Points Yielded	Points Per Drive	Drive Efficiency
				TD	FG	MFG	Punt	Down	INT	FUM	Safety	Clock			
9/10	at Was	Wentz	12	2	3	0	4	0	1	1	0	1	22	1.83	41.7
9/17	at KC	Wentz	11	2	2	1	4	0	1	0	0	1	20	1.82	36.4
9/24	vs. NYG	Wentz	13	3	2	1	4	1	0	1	0	1	27	2.08	38.5
10/1	at LAC	Wentz	9	2	4	0	2	0	0	0	0	1	26	2.89	66.7
10/8	vs. Ari	Wentz	11	4	2	0	3	0	1	0	0	1	34	3.09	54.5
10/12	at Car	Wentz	13	3	2	0	6	0	0	1	0	1	28	2.15	38.5
10/23	vs. Was	Wentz	12	4	2	1	3	0	1	0	0	1	34	2.83	50.0
10/29	vs. SF	Wentz	12	3	2	0	6	0	1	0	0	0	25	2.08	41.7
		Foles	1	0	0	0	0	0	0	0	0	1	0	0.00	0.00
		TOTAL vs. SF	13	3	2	0	6	0	1	0	0	0	25	1.92	38.5
11/5	vs. Den	Wentz	10	6	1	0	2	1	0	0	0	0	44	4.40	70.0
		Foles	4	1	0	0	0	1	0	1	0	1	7	1.75	25.0
		TOTAL vs. Den	14	7	1	0	2	2	0	1	0	1	51	3.64	57.1
11/19	at Dal	Wentz	12	4	0	1	6	0	0	0	0	1	29	2.42	33.3
11/26	vs. Chi	Wentz	9	4	1	0	2	1	0	1	0	0	31	3.44	55.6
		Foles	2	0	0	0	0	0	0	1	0	1	0	0.00	0.00
		TOTAL vs. Chi	11	4	1	0	2	1	0	2	0	1	31	2.82	45.5
12/3	at Sea	Wentz	10	1	1	0	3	2	1	1	0	1	10	1.00	20.0
12/10	at LAR	Wentz	9	4	1	0	3	0	1	0	0	0	31	3.44	55.6
		Foles	3	0	2	0	1	0	0	0	0	0	6	2.00	66.7
		TOTAL vs. LAR	12	4	3	0	4	0	1	0	0	0	37	3.08	58.3
12/17	at NYG	Foles	12	4	2	0	4	1	0	0	0	1	34	2.83	50.0
SEASON TOTALS															
		Wentz	143	42	23	4	48	5	7	5	0	9	361	2.52	45.5
		Foles	22	5	4	0	5	2	0	2	0	4	47	2.14	40.9
		TEAM	165	47	27	4	53	7	7	7	0	13	408	2.47	44.8

OPPONENTS GAME-BY-GAME DRIVES

Date	Opponent	Quarterback	Drives	Drives Ended By...									Points Yielded	Points Per Drive	Drive Efficiency
				TD	FG	MFG	Punt	Down	INT	FUM	Safety	Clock			
9/10	at Was	Cousins	10	1	1	0	4	1	1	2	0	0	10	1.00	20.0
9/17	at KC	Smith	10	3	2	0	5	0	0	0	0	0	27	2.70	50.0
9/24	vs. NYG	Manning	12	3	1	0	4	2	2	0	0	0	24	2.00	33.3
10/1	at LAC	Rivers	9	3	1	0	4	0	0	1	0	0	24	2.67	44.4
10/8	vs. Ari	Palmer	11	1	0	1	7	1	0	1	0	0	7	0.64	9.1
10/12	at Car	Newton	13	2	3	0	3	2	3	0	0	0	23	1.77	38.5
10/23	vs. Was	Cousins	12	3	1	0	5	1	1	0	0	1	24	2.00	33.3
10/29	vs. SF	Beathard	14	1	1	1	8	0	2	0	0	1	10	1.40	14.3
11/5	vs. Den	Osweiler	12	1	3	0	6	0	2	0	0	0	16	1.33	33.3
11/19	at Dal	Prescott	12	0	3	0	4	0	3	1	0	1	9	0.75	25.0
		Rush	1	0	0	0	1	0	0	0	0	0	0	0.00	0.00
		TOTAL at Dal	13	0	3	0	5	0	3	1	0	1	9	0.69	23.1
11/26	vs. Chi	Trubisky	12	0	1	1	6	1	2	0	0	1	3	0.25	8.33
12/3	at Sea	Wilson	10	3	1	0	5	0	0	0	0	1	24	2.40	40.0
12/10	at LAR	Goff	12	4	0	0	5	0	0	2	0	1	28	2.33	33.3
12/17	at NYG	Manning	12	4	1	1	3	1	1	0	0	1	29	2.41	41.7
SEASON TOTALS															
		Opponents	162	29	19	4	70	9	17	7	0	7	258	1.59	29.6

2017 TURNOVER BREAKDOWN



TAKEAWAYS

Date	Opponent	Turnover	Starting L.O.S.	Point of Turnover	Resulting L.O.S.	Quarter	Result (Points)
9/10	at Was	J.Hicks FR (F.Cox FF of K.Cousins)	PHI 37	PHI 48	WAS 48	1	Fumble (0)
		ST - T.Burton FR (J.Crowder Muffed Punt)	PHI 20	WAS 40	WAS 39	1	Touchdown (6)
		*J.Mills INT (K.Cousins)	PHI 14	End Zone	PHI 15	4	Punt (0)
		+F.Cox FR (B.Graham FF of K.Cousins)	WAS 32	WAS 24	---	4	Touchdown (8)
9/17	at KC	NONE					
9/24	vs. NYG	R.Douglas INT (E.Manning)	PHI 42	PHI 4	PHI 4	2	Downs (0)
		P.Robinson INT (E.Manning)	NYG 46	PHI 46	PHI 46	3	Touchdown (7)
10/1	at LAC	D.Barnett FR (C.Long FF of P.Rivers)	PHI 39	PHI 41	PHI 32	1	Touchdown (7)
10/8	vs. Ari	(TB) J.Nelson FUM into EZ (R.McLeod FF)	PHI 29	PHI 1	PHI 20	4	Clock (0)
10/12	at Car	R.Douglas INT (C.Newton)	CAR 14	CAR 19	CAR 12	2	Touchdown (7)
		P.Robinson INT (C.Newton)	CAR 18	CAR 17	CAR 17	3	Touchdown (8)
		J.Mills INT (C.Newton)	PHI 41	PHI 15	PHI 16	4	Punt (0)
10/23	vs. Was	C.Graham INT (K.Cousins)	WAS 39	WAS 40	WAS 26	4	Field Goal (3)
10/29	vs. SF	R.McLeod INT (C.Beathard)	PHI 46	PHI 42	PHI 46	2	Punt (0)
		+J.Mills INT (C.Beathard)	SF 28	SF 37	---	2	Touchdown (8)
11/5	vs. Den	P.Robinson INT (B.Osweiler)	DEN 25	DEN 32	DEN 15	1	Touchdown (7)
		R.McLeod INT (B.Osweiler)	DEN 25	PHI 39	DEN 11	3	Touchdown (6)
11/19	at Dal	R.McLeod INT (D.Prescott)	DAL 20	DAL 28	DAL 15	1	Missed FG (0)
		R.Darby INT (D.Prescott)	DAL 18	PHI 49	DAL 46	2	Punt (0)
		+N.Bradham FR (D.Barnett FF of D.Prescott)	DAL 45	DAL 37	---	4	Touchdown (8)
		*(TB) M.Jenkins INT (D.Prescott)	PHI 11	End Zone	---	4	Punt (0)
11/26	vs. Chi	M.Jenkins INT (M.Trubisky)	CHI 40	50	50	1	Fumble (0)
		C.Graham INT (M.Trubisky)	PHI 31	PHI 22	CHI 19	4	Clock (0)
12/3	at Sea	NONE					
12/10	at LAR	R.McLeod FR (C.Long FF of J.Goff)	LAR 35	LAR 34	LAR 25	4	Field Goal (3)
		+B.Graham FR (N.Bradham FF of T.Austin)	LAR 24	LAR 16	---	4	Touchdown (6)
12/17	at NYG	R.Darby INT (E.Manning)	NYG 45	PHI 43	NYG 20	2	Touchdown (7)

Totals: 25 takeaways resulting in 91 points

L.O.S. - Line of scrimmage, * - Red zone play, + - Touchdown return, ST - Special teams play, (TB) - Touchback

GIVEAWAYS

Date	Opponent	Turnover	Starting L.O.S.	Point of Turnover	Resulting L.O.S.	Quarter	Result (Points)
9/10	at Was	C.Wentz FUM (M.Foster FR)	WAS 34	WAS 42	50	1	Punt (0)
		+C.Wentz INT (R.Kerrigan)	PHI 20	PHI 24	---	2	Touchdown (7)
9/17	at KC	ST-D.Sproles FUM (J.Winchester FF, A.Sherman FR)	---	PHI 20	PHI 24	2	Field Goal (3)
		C.Wentz INT (C.Jones)	PHI 31	PHI 28	PHI 31	4	Touchdown (7)
9/24	vs. NYG	Z.Ertz FUM (L.Collins FF, E.Apple FR)	PHI 29	PHI 38	PHI 33	4	Touchdown (7)
10/1	at LAC	NONE					
10/8	vs. Ari	(TB) - C.Wentz INT (A.Bethea)	ARI 25	End Zone	ARI 20	2	Blocked FG (0)
10/12	at Car	C.Wentz FUM (J.Peppers FF, K.Short FR)	CAR 35	CAR 40	CAR 36	1	Punt (0)
10/23	vs. Was	C.Wentz INT (Q.Dunbar)	PHI 4	WAS 42	WAS 42	1	Punt (0)
10/29	vs. SF	C.Wentz INT (A.Witherspoon)	PHI 22	PHI 40	PHI 21	3	Touchdown (7)
11/5	vs. Den	+N.Foles FUM (V.Miller FF, B.Marshall FR)	PHI 27	PHI 19	---	4	Touchdown (7)
11/19	at Dal	NONE					
11/26	vs. Chi	M.Jenkins FUM (D.Sims FF, T.McBride FR)	---	CHI 48	50	1	Punt (0)
		L.Blount FUM (P.Amukamara FF, E.Goldman FR)	PHI 7	PHI 42	PHI 42	1	Missed FG (0)
		*N.Foles FUM (Aborted, I.Irving FR)	CHI 19	CHI 22	CHI 23	4	Interception (0)
12/3	at Sea	*(TB) - C.Wentz FUM (S.Richardson FF, Out of EZ)	SEA 6	SEA 1	SEA 20	3	Touchdown (7)
		(TB) - C.Wentz INT (B.Maxwell)	PHI 48	End Zone	SEA 20	4	Punt (0)
12/10	at LAR	C.Wentz INT (K.Webster)	PHI 30	PHI 37	PHI 37	1	Touchdown (7)

Totals: 16 giveaways resulting in 52 points

L.O.S. - Line of scrimmage, * - Red zone play, + - Touchdown return, ST - Special teams play, (TB) - Touchback

2017 PLAYS OF 20+ YARDS



WEEK 1 - EAGLES at REDSKINS (9/10)

EAGLES: 4 pass, 0 rush

Description	Run	Pass
Carson Wentz to Nelson Agholor		58T
Carson Wentz to Torrey Smith		30
Carson Wentz to Alshon Jeffery		24
Carson Wentz to Zach Ertz		23

REDSKINS: 3 pass, 0 rush

Description	Run	Pass
Kirk Cousins to Ryan Grant		34
Kirk Cousins to Chris Thompson		29T
Kirk Cousins to Terrelle Pryor		28

WEEK 2 - EAGLES at CHIEFS (9/17)

EAGLES: 3 pass, 1 rush

Description	Run	Pass
Carson Wentz to Zach Ertz		53
Carson Wentz to Torrey Smith		24
Carson Wentz run	24	
Carson Wentz to Torrey Smith		22

CHIEFS: 2 pass, 1 rush

Description	Run	Pass
Kareem Hunt run	53T	
Alex Smith to Travis Kelce		44
Alex Smith to Chris Conley		35

WEEK 3 - EAGLES vs. GIANTS (9/24)

EAGLES: 0 pass, 2 rush

Description	Run	Pass
LeGarrette Blount run	20	
Wendell Smallwood run	20	

GIANTS: 1 pass, 1 rush

Description	Run	Pass
Eli Manning to Sterling Shepard		77T
Orleans Darkwa run	20	

WEEK 4 - EAGLES at CHARGERS (10/1)

EAGLES: 4 pass, 1 rush

Description	Run	Pass
LeGarrette Blount run	68	
Carson Wentz to Zach Ertz		38
Carson Wentz to Nelson Agholor		36
Carson Wentz to Wendell Smallwood		24
Carson Wentz to LeGarrette Blount		20

CHARGERS: 5 pass, 1 rush

Description	Run	Pass
Philip Rivers to Tyrell Williams		75T
Philip Rivers to Keenan Allen		50
Philip Rivers to Keenan Allen		49
Austin Ekeler run	35T	
Philip Rivers to Keenan Allen		21
Philip Rivers to Tyrell Williams		20

WEEK 5 - EAGLES vs. CARDINALS (10/8)

EAGLES: 3 pass, 1 rush

Description	Run	Pass
Carson Wentz to Nelson Agholor		72T
Carson Wentz to Torrey Smith		59T
LeGarrette Blount run	37	
Carson Wentz to Corey Clement		22

CARDINALS: 1 pass, 0 rush

Description	Run	Pass
Carson Palmer to Jaron Brown		20

WEEK 6 - EAGLES at PANTHERS (10/12)

EAGLES: 4 pass, 0 rush

Description	Run	Pass
Carson Wentz to Alshon Jeffery		37
Carson Wentz to Nelson Agholor		24T
Carson Wentz to Nelson Agholor		24
Carson Wentz to Mack Hollins		20

PANTHERS: 1 pass, 0 rush

Description	Run	Pass
Cam Newton to Devin Funchess		20

WEEK 7 - EAGLES vs. REDSKINS (10/23)

EAGLES: 4 pass, 3 rush

Description	Run	Pass
Carson Wentz to Mack Hollins		64T
Carson Wentz to Zach Ertz		46
Carson Wentz run	26	
Carson Wentz to Alshon Jeffery		24
Carson Wentz run	21	
Carson Wentz to Zach Ertz		21
LeGarrette Blount run	21	

REDSKINS: 5 pass, 0 rush

Description	Run	Pass
Kirk Cousins to Niles Paul		32
Kirk Cousins to Vernon Davis		31
Kirk Cousins to Vernon Davis		31
Kirk Cousins to Jamison Crowder		20
Kirk Cousins to Jordan Reed		20

WEEK 8 - EAGLES vs. 49ERS (10/29)

EAGLES: 2 pass, 1 rush

Description	Run	Pass
Carson Wentz to Alshon Jeffery		53T
Carson Wentz to Mack Hollins		24
Corey Clement run	22	

49ERS: 3 pass, 0 rush

Description	Run	Pass
C.J. Beathard to Garrett Celek		24
C.J. Beathard to George Kittle		22
C.J. Beathard to Matt Breida		21T

2017 PLAYS OF 20+ YARDS



WEEK 9 - EAGLES vs. BRONCOS (11/5)

EAGLES: 3 pass, 3 rush

Description	Run	Pass
Jay Ajayi run	46T	
Nick Foles to Nelson Agholor		35
Carson Wentz to Alshon Jeffery		32T
Carson Wentz to Trey Burton		27T
Wendell Smallwood run	26	
Corey Clement run	22	

BRONCOS: 2 pass, 0 rush

Description	Run	Pass
Brock Osweiler to Cody Latimer		32
Brock Osweiler to Emmanuel Sanders		30

WEEK 11 - EAGLES at COWBOYS (11/19)

EAGLES: 3 pass, 2 rush

Description	Run	Pass
Jay Ajayi run	71	
LeGarrette Blount	30	
Carson Wentz to Brent Celek		28
Carson Wentz to Kenjon Barner		22
Carson Wentz to Alshon Jeffery		22

COWBOYS: 0 pass, 2 rush

Description	Run	Pass
Alfred Morris run	22	
Alfred Morris run	20	

WEEK 12 - EAGLES vs. BEARS (11/26)

EAGLES: 1 pass, 2 rush

Description	Run	Pass
Jay Ajayi run	30	
LeGarrette Blount	22	
Carson Wentz to Zach Ertz		22

BEARS: 0 pass, 0 rush

Description	Run	Pass
NONE		

WEEK 13 - EAGLES at SEAHAWKS (12/3)

EAGLES: 6 pass, 0 rush

Description	Run	Pass
Carson Wentz to Nelson Agholor		51
Carson Wentz to Nelson Agholor		32
Carson Wentz to Nelson Agholor		27T
Carson Wentz to Alshon Jeffery		23
Carson Wentz to Corey Clement		23
Carson Wentz to Alshon Jeffery		20

SEAHAWKS: 3 pass, 2 rush

Description	Run	Pass
Russell Wilson to Doug Baldwin		47
Russell Wilson to Mike Davis		23
Russell Wilson run, lateral to Mike Davis	23	
Mike Davis run	22	
Russell Wilson to Nick Vannett		21

WEEK 14 - EAGLES at RAMS (12/10)

EAGLES: 4 pass, 0 rush

Description	Run	Pass
Carson Wentz to Torrey Smith		46
Carson Wentz to Corey Clement		28
Carson Wentz to Torrey Smith		24
Carson Wentz to Trey Burton		20T

RAMS: 3 pass, 2 rush

Description	Run	Pass
Jared Goff to Cooper Kupp		64
Todd Gurley run	30	
Jared Goff to Cooper Kupp		23
Todd Gurley	21	
Jared Goff to Todd Gurley		20

WEEK 15 - EAGLES at GIANTS (12/17)

EAGLES: 1 pass, 1 rush

Description	Run	Pass
Nick Foles to Jay Ajayi		32
Jay Ajayi	22	

GIANTS: 5 pass, 0 rush

Description	Run	Pass
Eli Manning to Sterling Shepard		67T
Eli Manning to Tavarres King		57T
Eli Manning to Evan Engram		28
Eli Manning to Roger Lewis		25
Eli Manning to Roger Lewis		25

THE LAST TIME ...



TEAM

Won in Overtime

Eagles: 11/8/15 - at Dal., 33-27
Opponent: 10/30/16 - at Dal., 23-29

Won by Scoring in Last Two Minutes of Regulation

Eagles: 9/24/17 - vs. NYG, 27-24 (last score at 0:00)
Opponent: 12/11/16 - vs. Was., 22-27 (last score at 1:53)

Tied Game by Scoring in the Last Two Minutes

Eagles: 9/24/17 - vs. NYG, 27-24 (tied score at 0:51)
Opponent: 11/8/15 - win at Dal., 33-27 ot (tied game at 0:02)

Won in Prime Time

Eagles: 11/19/17 - at Dal., 37-9
Opponent: 12/3/17 - at Sea., 10-24

Shutout

Eagles: 10/12/14 - vs. NYG, 27-0
Opponent: 1/3/10 - at Dal., 0-24

Won by 20-or-more Points

Eagles: 11/26/17 - vs. Chi., 31-3
Opponent: 12/20/15 - vs. Ari., 17-40

Won After Trailing by 20-or-More Points

Eagles: 12/19/10 - at NYG, 38-31 (NYG ahead 31-10 in 4th quarter)
Opponent: 10/2/11 - vs. SF, 23-24 (PHI ahead 23-3 in 3rd quarter)

Held a 28-or-More Point Lead

Eagles: 11/26/17 - vs. Chi., 31-3
Opponent: 12/4/16 - loss at Cin., 14-32

Held a 21-or-More Point Lead

Eagles: 11/26/17 - vs. Chi., 31-3
Opponent: 12/4/16 - loss at Cin., 14-32

Held a 17-or-More Point Lead

Eagles: 11/26/17 - vs. Chi., 31-3
Opponent: 12/4/16 - loss at Cin., 14-32

Scored 20-or-More Points in a Quarter

Eagles: 10/8/17 - win vs. Ari., 34-7 (21, 1st Q)
Opponent: 9/24/17 - win vs. NYG, 27-24 (24, 4th Q)

Scored 20-or-More Points in a Half

Eagles: 12/17/17 - win at NYG, 34-29 (21, 1st half)
Opponent: 12/17/17 - win at NYG, 34-29 (23, 1st half)

Held Opponent without a Touchdown

Eagles: 11/26/17 - win vs. Chi., 31-3
Opponent: 10/20/13 - loss vs. Dal., 17-3

Touchdowns Scored by Offense and Defense

Eagles: 12/10/17 - win at LAR, 43-35 (4 offense, 1 defense)
Opponent: 11/5/17 - win vs. Den., 51-23 (1 offense, 1 defense)

Touchdowns by Offense, Defense and Special Teams

Eagles: 12/6/15 - win at NE, 35-28 (2 offense, 1 defense, 2 ST)
Opponent: 11/16/14 - loss at GB, 53-20 (4 offense, 2 defense, 1 ST)

TEAM - Cont.

No Turnovers

Eagles: 12/17/17 - win at NYG, 34-29
Opponent: 12/3/17 - loss at Sea., 10-24

Touchdown Scored on First Drive

Eagles: 12/17/17 - win at NYG, 34-29
Opponent: 12/17/17 - win at NYG, 34-29

Successful Two-Point Conversion

Eagles: 11/19/17 - 3x - C.Clement run, A.Jeffery pass from Wentz & T.Burton pass from Wentz at Dal.
Opponent: 12/26/15 - J.Crowder pass from K.Cousins vs. Was.

Failed Two-Point Conversion Attempt

Eagles: 12/10/17 - N.Foles kneels at LAR
Opponent: 12/17/17 - E.Manning sacked by F.Cox at NYG

TOTAL OFFENSE

500-or-More Total Net Yards of Offense

Eagles: 10/11/15 - vs. NO (519; 186 rushing, 333 passing)
Opponent: 12/17/17 - at NYG (504; 75 rushing, 429 passing)

400-or-More Total Net Yards of Offense

Eagles: 12/10/17 - at LAR (455; 139 rushing, 316 passing)
Opponent: 12/17/17 - at NYG (504; 75 rushing, 429 passing)

RUSHING

300-or More Net Yards Rushing by Team

Eagles: 9/3/00 - at Dal. (306)
Opponent: 9/25/60 - vs. Cle. (329)

200-or-More Net Yards Rushing by Team

Eagles: 11/19/17 - at Dal. (215)
Opponent: 10/16/16 - at Was. (230)

Individual 200-Yard Rushing Game

Eagles: 12/8/13 - LeSean McCoy (29-217-2TDs) vs. Det.
Opponent: 11/22/15 - Doug Martin (27-235-0TDs) vs. TB

Individual 150-Yard Rushing Game

Eagles: 11/27/14 - LeSean McCoy (25-159-1TD) at Dal.
Opponent: 1/3/16 - Rashad Jennings (27-170-1TD) at NYG

Individual 100-Yard Rushing Game

Eagles: 10/1/17 - LeGarrette Blount (16-136) at LAC
Opponent: 10/16/16 - Matt Jones (16-135-1TD) at Was.

Two 100-Yard Rushers in the Same Game

Eagles: 12/22/13 - L.McCoy (18-133-2TDs) & B.Brown (9-115-1TD) vs. Det.
Opponent: 10/30/05 - M.Anderson (21-126-1TD) and T.Bell (14-107-2TDs) at Den.

Consecutive 100-Yard Rushing Games

Eagles: 11/23/14-11/27/14 - L.McCoy (21-130-1TD) vs. Ten. & (25-159-1TD) at Dal.
Opponent: 10/25/15-11/8/15 - J.Stewart (24-125-0TDs) at Car.; D.McFadden (27-117-0TDs) at Dal.



RUSHING - Cont.

Combined 200-Yards Rushing by Two Players

Eagles: 12/22/13 - 248 by L.McCoy (18-133-2TDs) & B.Brown (9-115-1TD) vs. Det.

Opponent: 11/20/15 - 187 by D.Johnson (29-187-3TDs) & K.Williams (6-34-0TDs) vs. Ari.

Individual with 30-or-More Carries

Eagles: 9/9/13 - LeSean McCoy (31-184-1TD) at Was.

Opponent: 12/14/14 - DeMarco Murray (31-81-2TD) vs. Dal.

Individual with 25-or-More Carries

Eagles: 11/27/14 - LeSean McCoy (25-159-1TD) at Dal.

Opponent: 1/3/16 - Rashad Jennings (27-170-1TD) at NYG

Rushing Play of 80-or-More Yards

Eagles: 10/1/00 - 85t by Brian Mitchell vs. Atl.

Opponent: 11/22/15 - 84 by Doug Martin vs. TB

Rushing Play of 60-or-More Yards

Eagles: 11/19/17 - 71 by Jay Ajayi at Dal.

Opponent: 11/20/16 - 72t by C.J. Prosise at Sea.

Rushing Play of 40-or-More Yards

Eagles: 11/19/17 - 71 by Jay Ajayi at Dal.

Opponent: 9/17/17 - 53 by Kareem Hunt at KC

Individual with Three-or-More Rushing Touchdowns

Eagles: 12/18/11 - LeSean McCoy (18-102-3TDs) vs. NYJ

Opponent: 12/20/15 - David Johnson (29-187-3TDs) vs. Ari.

Individual with Two-or-More Rushing Touchdowns

Eagles: 11/5/17 - Corey Clement (12-51-2TDs) vs. Den.

Opponent: 12/10/17 - Todd Gurley (13-96-2TDs) at LAR

PASSING

400 Net Yards Passing by Team

Eagles: 10/26/14 - at Ari. (411)

Opponent: 12/17/17 - at NYG (429)

300 Net Yards Passing by Team

Eagles: 12/10/17 - at LAR (316)

Opponent: 12/17/17 - at NYG (429)

Individual with 50-or-More Pass Attempts

Eagles: 12/4/16 - Carson Wentz (60-36-308-3-1TD) at Cin.

Opponent: 12/17/17 - Eli Manning (57-37-434-1-3TDs) at NYG

Individual with 40-or-More Pass Attempts

Eagles: 12/10/17 - Carson Wentz (41-23-291-1-4TDs) at LAR

Opponent: 12/17/17 - Eli Manning (57-37-434-1-3TDs) at NYG

Individual with 30-or-More Pass Completions

Eagles: 12/11/16 - Carson Wentz (46-32-314-1-1TD) vs. Was.

Opponent: 12/17/17 - Eli Manning (57-37-434-1-3TDs) at NYG

Individual with 25-or-More Pass Completions

Eagles: 12/3/17 - Carson Wentz (45-29-348-1-1TD) at Sea.

Opponent: 12/17/17 - Eli Manning (57-37-434-1-3TDs) at NYG

PASSING - Cont.

Individual 300-Yard Passing Game

Eagles: 12/3/17 - Carson Wentz (45-29-348-1-1TD) at Sea.

Opponent: 12/17/17 - Eli Manning (57-37-434-1-3TDs) at NYG

Consecutive 300-Yard Passing Games

Eagles: 9/10/17 - 9/17/17 - Carson Wentz (39-26-307-1-2TDs) at Was. & (46-25-333-1-2TDs) at KC

Opponent: 9/24/17 - 10/1/17 - Eli Manning (47-35-366-2-3TDs) vs. NYG & Philip Rivers (38-22-347-0-2TDs) at LAC

Individual with Four-or-More Touchdown Passes

Eagles: 12/17/17 - Nick Foles (38-24-237-0-4TDs) at NYG

Opponent: 11/6/16 - Eli Manning (36-22-257-2-4TDs) at NYG

Individual with Three-or-More Touchdown Passes

Eagles: 12/17/17 - Nick Foles (38-24-237-0-4TDs) at NYG

Opponent: 12/17/17 - Eli Manning (57-37-434-1-3TDs) at NYG

No Sacks Allowed

Eagles: 11/19/17 - at Dal. (27 attempts - Carson Wentz)

Opponent: 9/24/17 - vs. NYG (47 attempts - Eli Manning)

RECEIVING

Individual with 10-or-more Receptions

Eagles: 11/26/17 - Zach Ertz (10-103-1TD) vs. Chi.

Opponent: 12/17/17 - Sterling Shepard (11-139-1TD) at NYG

Individual with 150-Yard Receiving Game

Eagles: 1/3/16 - Zach Ertz (9-152) at NYG

Opponent: 12/22/16 - Odell Beckham Jr. (11-150) vs. NYG

Individual with 100-Yard Receiving Game

Eagles: 12/10/17 - Torrey Smith (6-100) at LAR

Opponent: 12/17/17 - Sterling Shepard (11-139-1TD) at NYG

Two 100-Yard Receivers in the Same Game

Eagles: 12/26/15 - Zach Ertz (13-122) & Jordan Matthews (6-104-1TD) vs. Was.

Opponent: 10/1/17 - Keenan Allen (5-138) & Tyrell Williams (5-115-1TD) at LAC

Consecutive 100-Yard Receiving Games

Eagles: 12/26/15-1/3/16 - Zach Ertz (13-122) vs. Was. & (9-152) at NYG

Opponent: 12/10/17-12/17/17 - Cooper Kupp (5-118-1TD) at LAR & Sterling Shepard (11-139-1TD) at NYG

Individual with Three-or-More TD Receptions

Eagles: 11/3/13 - Riley Cooper (5-139-3TDs) at Oak.

Opponent: 11/26/15 - Calvin Johnson (8-93-3TDs) at Det.

Individual with Two-or-More TD Receptions

Eagles: 12/10/17 - Trey Burton (5-71-2TDs) at LAR

Opponent: 12/17/17 - Tavarres King (2-70-2TDs) at NYG

Pass Play of 80-or-More Yards

Eagles: 12/12/10 - 91t, Michael Vick to DeSean Jackson at Dal.

Opponent: 12/11/16 - 80t, Kirk Cousins to DeSean Jackson vs. Was.



RECEIVING - Cont.

Pass Play of 60-or-More Yards

Eagles: 10/23/17 - 64t, Carson Wentz to Mack Hollins vs. Was.
Opponent: 12/17/17 - 67t, Eli Manning to Sterling Shepard at NYG

Pass Play of 40-or-More Yards

Eagles: 12/10/17 - 46, Carson Wentz to Torrey Smith at LAR
Opponent: 12/17/17 - 67t, Eli Manning to Sterling Shepard & 57t, Eli Manning to Tavarres King at NYG

NOTABLE OFFENSIVE COMBINATIONS

Led Team in Rushing & Receiving Yds. in Same Game

Eagles: 12/30/12 - LeSean McCoy (10-45 rush, 5-61 rec.) at NYG
Opponent: 12/8/13 - Jaique Bell (23-69-1TD rush, 4-58 rec.) vs. Det.

100-Yard Rusher & Receiver in the Same Game

Eagles: 11/27/14 - LeSean McCoy (25-159-1TD rush) & Jeremy Maclin (8-108 rec.) at Dal.
Opponent: 11/8/15 - Darren McFadden (27-117 rush) & Cole Beasley (9-112-2TDs rec.), Dez Bryant (5-104-1TD rec.) at Dal.

100-Yard Rusher, 100-Yard Receiver & 300-Yard Passer in the Same Game

Eagles: 9/23/07 - Brian Westbrook (14-110-2TDs rush & 5-111-1TD rec.), Kevin Curtis (11-221-3TDs rec.) & Donovan McNabb (26-21-381-0-4TDs) vs. Det.
Opponent: 12/11/05 - Tiki Barber (32-124 rush), Jeremy Shockey (10-107 rec.) & Eli Manning (44-28-312-3-1TD) vs. NYG

Individual with at Least One Rushing and Receiving Touchdown in the Same Game

Eagles: 11/5/17 - Corey Clement (12-51-2TDs rush, 1-15-1TD rec.) vs. Den.
Opponent: 10/25/15 - Mike Tolbert (3-16-1TD rush, 1-2-1TD rec.) at Car.

Individual with at Least One Rushing Touchdown and One Touchdown Pass in the Same Game

Eagles: 11/27/14 - Mark Sanchez (29-20-217-0-1TD pass, 7-28-1TD rush) at Dal.
Opponent: 10/12/17 - Cam Newton (52-28-239-3-1TD pass, 11-71-1TD rush) at Car.

DEFENSE

Held Opponent Under 200 Yards Total Offense

Eagles: 11/26/17 - vs. Chi. (140; 6 rushing, 134 passing)
Opponent: 12/7/14 - vs. Sea. (139; 57 rushing, 82 passing)

Held Opponent Under 300 Yards Total Offense

Eagles: 11/26/17 - vs. Chi. (140; 6 rushing, 134 passing)
Opponent: 12/22/16 - vs. NYG (286; 118 rushing, 168 passing)

Held Opponent Under 50 Yards Rushing

Eagles: 11/26/17 - vs. Chi. (6)
Opponent: 12/26/15 - vs. Was. (45)

Held Opponent Under 75 Yards Rushing

Eagles: 11/26/17 - vs. Chi. (6)
Opponent: 9/10/17 - at Was. (58)

DEFENSE - Cont.

Held Opponent Under 100 Yards Rushing

Eagles: 12/17/17 - at NYG (75)
Opponent: 12/3/17 - at Sea. (98)

Held Opponent Under 100 Net Yards Passing

Eagles: 12/13/12 - vs. Cin. (92)
Opponent: 12/7/14 - vs. Sea. (82)

Held Opponent Under 150 Net Yards Passing

Eagles: 11/26/17 - vs. Chi. (134)
Opponent: 10/23/16 - vs. Min. (138)

Interception Return for a Touchdown

Eagles: 10/29/17 - J.Mills, 37 yards (QB C.Beathard) vs. SF
Opponent: 9/10/17 - R.Kerrigan, 24 yards (QB C.Wentz) at Was.

Individual with Three-or-More Interceptions

Eagles: 10/16/11 - K.Coleman (3) at Was. (QB R.Grossman)
Opponent: 12/2/07 - L.Tatupu (3) vs. Sea. (QB A.J. Feeley)

Individual with Two-or-More Interceptions

Eagles: 1/1/17 - J.Hicks (2) vs. Dal. (QB M.Sanchez)
Opponent: 12/4/16 - V.Burfict (2) at Cin. (QB C.Wentz)

Fumble Recovered for Touchdown

Eagles: 12/10/17 - B.Graham 16-yard return of T.Austin fumble (forced by N.Bradham) at LAR
Opponent: 11/5/17 - B.Marshall 19-yard return of N.Foles fumble (forced by V.Miller) vs. Den.

Safety Scored

Eagles: 9/11/16 - R.Griffin III aborted snap. Cameron Erving credited with fumble on high snap, ball out of bounds in end zone
Opponent: 11/23/08 - S.Rocca punt blocked by J.McClain out of bounds in end zone at Bal.
1/11/09 - Intentional grounding penalty enforced on D.McNabb in end zone (NFC-D) at NYG

Seven-or-More Sacks by Team

Eagles: 11/10/14 - vs. Car. (9)
Opponent: 11/5/12 - at NO (7)

Six-or-More Sacks by Team

Eagles: 10/23/16 - vs. Min. (6)
Opponent: 9/17/17 - at KC (6)

Five-or-More Sacks by Team

Eagles: 10/11/15 - vs. NO (5)
Opponent: 9/17/17 - at KC (6)

Individual with Three-or-More Sacks

Eagles: 10/11/15 - F.Cox (3.0 sacks of D.Brees) vs. NO
Opponent: 9/17/17 - C.Jones (3.0 sacks of C.Wentz) at KC

Individual with Two-or-More Sacks

Eagles: 11/19/17 - D.Barnett (2.0 sacks of D.Prescott) at Dal.
Opponent: 12/3/17 - F.Clark (2.0 sacks of C.Wentz) at Sea.



SPECIAL TEAMS

Kickoff Return for a Touchdown

Eagles: 10/23/16 - Josh Huff, 98 yards vs. Min.
Opponent: 12/8/13 - Jeremy Ross, 98 yards vs. Det.

Kickoff Return for a Touchdown to Start a Game

Eagles: 11/23/14 - Josh Huff, 107 yards vs. Ten.
Opponent: 10/12/03 - Randal Williams, 37 yards at Dal.

Punt Return for a Touchdown

Eagles: 12/6/15 - Darren Sproles, 83 yards at NE
Opponent: 9/19/16 - Eddie Royal, 65 yards at Chi.

Blocked Punt Recovered for Touchdown

Eagles: 12/6/15 - N.Goode returned R.Allen's blocked punt (blocked by C.Maragos) 24 yards at NE
Opponent: 12/10/17 - B.Countess returned D.Jones' blocked punt (blocked by M.Thomas) 16 yards at LAR

Blocked Punt

Eagles: 12/17/17 - K.Grugier-Hill blocked punt by B.Wing at NYG
Opponent: 12/10/17 - B.Countess returned D.Jones' blocked punt (blocked by M.Thomas) 16 yards at LAR

Blocked PAT

Eagles: 12/17/17 - D.Barnett, PAT attempt by A.Rosas at NYG
Opponent: 12/13/09 - F.Robbins, PAT attempt by D.Akers vs. NYG

Missed (not blocked) PAT

Eagles: 11/5/17 - Jake Elliott vs. Den.
Opponent: 12/4/16 - Mike Nugent at Cin.

Blocked Field Goal

Eagles: 12/17/17 - M.Jenkins, 48-yd attempt by A.Rosas at NYG
Opponent: 11/6/16 - J.Pierre-Paul, 40-yd attempt by C.Sturgis at NYG

SPECIAL TEAMS - Cont.

Blocked Field Goal returned for a TD

Eagles: 10/23/05 - Matt Ware, 65-yd. return after Quintin Mikell blocked a 40-yd. att. by Nate Kaeding vs. SD
Opponent: 12/7/08 - Kevin Dockery, 71-yd. return after Justin Tuck blocked a 32-yd. att. by D.Akers at NYG

Individual with Five-or More Field Goals

Eagles: 11/23/14 - Cody Parkey (5-6) vs. Ten.
Opponent: 10/27/13 - Josh Brown (5-5) vs. NYG

Individual with Four-or More Field Goals

Eagles: 10/1/17 - Jake Elliott (4-4) at LAC
Opponent: 12/22/16 - Robbie Gould (4-4) vs. NYG

Successful Onsides Kick

Eagles: 9/17/17 - J.Elliott kick recovered by T.Burton at KC (4th Q)
Opponent: 12/6/15 - S.Gostkowski kick recovered by R.Melvin at NE (4th Q)

Failed Onsides Kick Attempt

Eagles: 12/18/16 - C.Sturgis kick recovered by A.Levine at Bal. (4th Q)
Opponent: 11/5/17 - B.McManus kick recovered by T.Burton vs. Den. (4th Q)

Touchdown off of Fake Field Goal

Eagles: 12/24/1989 - C.Carter 22-yard pass from R.Ruzek vs. Pho.
Opponent: 12/20/1998 - Holder E.Bjornson 7-yard run at Dal.

Touchdown off of Fake Punt

Eagles: 9/29/02 - B.Dawkins 57 yard pass from B.Mitchell vs. Hou.
Opponent: N/A

ALL-TIME REGULAR SEASON SERVICE



MOST SEASONS PLAYED

Name	Seasons
1. Chuck Bednarik (1949-1962)	14
2. Brian Dawkins (1996-2008)	13
Harold Carmichael (1971-1983)	13
Frank (Bucko) Kilroy (1943-1955)	13
Vic Sears (1941-1953)	13
6. David Akers (1999-2010)	12
Jerry Sisemore (1973-1984)	12
Bobby Walston (1951-1962)	12

MOST CONSECUTIVE GAMES PLAYED

Name	Games
1. Jon Dorenbos (2006-2016)	162
Harold Carmichael (1972-1983)	162
3. Randy Logan (1973-1983)	159
4. Bobby Walston (1951-1962)	148
5. Jon Runyan (2000-2008)	144
6. Ken Clarke (1977-1987)	139
7. Herman Edwards (1977-1985)	135
8. Frank LeMaster (1974-1982)	129
9. Sheldon Brown (2002-2009)	128
10. Jerry Sisemore (1974-1982)	127

MOST REGULAR SEASON GAMES PLAYED

Name	Pos	Years	Seasons	GP
1. David Akers	K	1999-2010	12	188
2. Brian Dawkins	FS	1996-2008	13	183
3. Harold Carmichael	WR	1971-1983	13	180
4. Brent Celek	TE	2007-2017	11	173
5. Chuck Bednarik	C/LB	1949-1962	14	169
6. Tra Thomas	T	1998-2008	11	166
7. Jon Dorenbos	LS	2006-2016	11	162
8. Randy Logan	S	1973-1983	11	159
9. Guy Morriss	C	1973-1983	11	158
10. Jerry Sisemore	T	1973-1984	12	156
11. Trent Cole	DE/LB	2005-2014	10	155
12. Donovan McNabb	QB	1999-2009	11	148
Ken Clarke	DT	1978-1987	10	148
Bobby Walston	K/WR	1951-1962	12	148
15. Jon Runyan	T	2000-2008	9	144
16. Ron Jaworski	QB	1977-1986	10	142
17. William Thomas	LB	1991-1999	9	140
18. Andre Waters	SS	1984-1993	10	137
Wes Hopkins	FS	1983-1993	10	137
20. Herman Edwards	DB	1977-1985	9	135

MOST GAMES PLAYED BY POSITION

Quarterbacks	Pos	Years	Seasons	GP
1. Donovan McNabb	QB	1999-2009	11	148
2. Ron Jaworski	QB	1977-1986	10	142
3. Randall Cunningham	QB	1985-1995	11	122
4. Norm Snead	QB	1964-1970	7	85
5. Sonny Jurgensen	QB	1957-1963	7	83

Offensive Linemen	Pos	Years	Seasons	GP
1. Chuck Bednarik	C/LB	1949-1962	14	169
2. Tra Thomas	T	1998-2008	11	166
3. Guy Morriss	C	1973-1983	11	158
4. Jerry Sisemore	T	1973-1984	12	156
5. Jon Runyan	T	2000-2008	9	144

WRs/TEs	Pos	Years	Seasons	GP
1. Harold Carmichael	WR	1971-1983	13	180
2. Brent Celek	TE	2007-2017	11	173
3. Bobby Walston	K/WR	1951-1962	12	148
4. Pete Retzlaff	E	1956-1966	11	132
5. Charles Smith	WR	1974-1981	8	118

Running Backs	Pos	Years	Seasons	GP
1. Tom Woodeshick	B	1963-1971	9	111
2. Brian Westbrook	RB	2002-2009	8	107
3. Keith Byars	RB	1986-1992	7	105
4. Wilbert Montgomery	RB	1977-1984	8	100
5. Duce Staley	RB	1997-2003	7	98

Defensive Linemen	Pos	Years	Seasons	GP
1. Trent Cole	DE/LB	2005-2014	10	155
2. Ken Clarke	DT	1978-1987	10	148
3. Vic Sears	DT	1941-1953	12	131
4. Hollis Thomas	DT	1996-2005	10	126
5. Clyde Simmons	DE	1986-1993	8	124

Linebackers	Pos	Years	Seasons	GP
1. Chuck Bednarik	C/LB	1949-1962	14	169
2. William Thomas	LB	1991-1999	9	140
3. John Bunting	LB	1972-1982	11	132
4. Frank LeMaster	LB	1974-1982	9	129
5. Seth Joyner	LB	1986-1993	8	120

Secondary	Pos	Years	Seasons	GP
1. Brian Dawkins	FS	1996-2008	13	183
2. Randy Logan	S	1973-1983	11	159
3. Andre Waters	SS	1984-1993	10	137
Wes Hopkins	FS	1983-1993	10	137
5. Herman Edwards	DB	1977-1985	9	135
6. Nate Ramsey	DB	1963-1972	10	134
7. Sheldon Brown	CB	2002-2009	8	128
8. Quintin Mikell	S	2003-2010	8	123
9. Bobby Taylor	CB	1995-2003	9	119
10. Troy Vincent	CB	1996-2003	8	118
Brenard Wilson	S	1979-1986	8	118

Kickers	Pos	Years	Seasons	GP
1. David Akers	K	1999-2010	12	188
2. Bobby Walston	K/WR	1951-1962	12	148
3. Sam Baker	K	1964-1969	6	82
4. Tony Franklin	K	1979-1983	5	73
5. Paul McFadden	K	1984-1987	4	60

Punters	Pos	Years	Seasons	GP
1. Donnie Jones	P	2013-2017	5	78
2. Max Runager	P	1979-83, 1989	6	72
3. Sean Landeta	P	1999-02, 2005	5	65
4. Sav Rocca	P	2007-2010	4	64
Jeff Feagles	P	1990-1993	4	64
Tom Hutton	P	1995-1998	4	64

ALL-TIME REGULAR SEASON SCORING



ALL-TIME LEADING SCORERS

Player	Years	Games	TDs	XPM	XPA	FGM	FGA	2pt	Pts
1. David Akers	1999-2010 (12)	188	0	441	447	294	357	0	1323
2. Bobby Walston (WR/K)	1951-1962 (12)	148	46	365	383	80	157	0	881
3. Sam Baker	1964-1969 (6)	82	0	205	213	90	153	0	475
4. Harold Carmichael (WR)	1971-1983 (13)	180	79	0	0	0	0	0	474
5. Steve Van Buren (B)	1944-1951 (8)	83	77	2	2	0	0	0	464
6. Tony Franklin	1979-1983 (5)	73	0	172	182	80	128	0	412
7. Brian Westbrook (RB)	2002-2009 (8)	107	68	0	0	0	0	1	410
8. Tommy McDonald (FL)	1957-1963 (7)	88	67	0	0	0	0	0	402
9. Paul McFadden	1984-1987 (4)	60	0	117	119	91	124	0	390
10. Roger Ruzek	1989-1993 (5)	58	0	139	151	81	108	0	382
11. Pete Pihos (E)	1947-1955 (9)	107	63	0	0	0	0	0	378
12. Timmy Brown (B)	1960-1967 (8)	96	62	0	0	0	0	0	372
13. Mike Quick (WR)	1982-1990 (9)	101	61	0	0	0	0	0	366
14. Wilbert Montgomery (RB)	1977-1984 (8)	100	58	0	0	0	0	0	348
15. Alex Henery	2011-2013 (3)	48	0	116	117	74	86	0	338
16. LeSean McCoy (RB)	2009-2014 (6)	90	54	0	0	0	0	1	326
17. Tom Dempsey	1971-1974 (4)	47	0	84	90	66	108	0	282
Pete Retzlaff (E)	1956-1966 (11)	132	47	0	0	0	0	0	282
19. Cliff Patton	1946-1950 (5)	52	0	160	166	28	61	0	244
20. DeSean Jackson (WR)	2008-2013 (6)	87	39	0	0	0	0	0	234

MOST POINTS, SEASON

Player	Year	TDs	XPM	XPA	FGM	FGA	2pt	Pts
1. Cody Parkey	2014	0	54	54	32	36	0	150
2. David Akers	2008	0	45	45	33	40	0	144
3. David Akers	2010	0	47	47	32	38	0	143
4. David Akers	2009	0	43	45	32	37	0	139
5. Caleb Sturgis	2016	0	30	31	35	41	0	135
6. David Akers	2002	0	43	43	30	34	0	133
7. David Akers	2004	0	41	42	27	32	0	122
8. David Akers	2000	0	34	36	29	33	0	121
9. LeSean McCoy (RB)	2011	20	0	0	0	0	0	120
10. Alex Henery	2011	0	46	46	24	27	0	118

Led NFL

Led Conference

LONGEST FIELD GOALS

PLAYER	GAME	LG
1. Jake Elliott	9/24/17 vs. Giants	61
2. Tony Franklin	11/12/79 at Cowboys	59
3. David Akers	9/14/03 vs. Patriots	57
4. Caleb Sturgis	10/30/16 at Cowboys	55
5. Cody Parkey	10/26/14 at Cardinals	54
Tom Dempsey	12/12/71 vs. StL Cardinals	54
7. Jake Elliott	10/1/17 at LA Chargers	53
Caleb Sturgis	9/19/16 at Bears	53
Caleb Sturgis	11/8/15 at Cowboys	53
David Akers	9/30/07 at Giants	53
David Akers	10/24/99 at Dolphins	53
Roger Ruzek	12/9/90 at Dolphins	53

ALL-TIME SCORING

TDs by rushing	1,023
TDs by reception	1,605
TDs by INT return	99
TDs by kickoff return	29
TDs by punt return	32
TDs by fumble return	79
TDs by blocked punt	11
FGs made	1,304

MOST TOUCHDOWNS, Career

PLAYER	TDs
1. Harold Carmichael (WR)	79
2. Steve Van Buren (B)	77
3. Brian Westbrook (RB)	68
4. Tommy McDonald (FL)	67
5. Pete Pihos (E)	63
6. Timmy Brown (B)	62
7. Mike Quick (WR)	61
8. Wilbert Montgomery (RB)	58
9. LeSean McCoy (RB)	54
10. Pete Retzlaff (E)	47

MOST FGs MADE, Career

PLAYER	FGM
1. David Akers	294
2. Paul McFadden	91
3. Sam Baker	90
4. Roger Ruzek	81
5. Tony Franklin	80
Bobby Walston (WR/K)	80
7. Alex Henery	74
8. Tom Dempsey	66
9. Caleb Sturgis	56
10. Gary Anderson	47

MOST FGAs, Career

PLAYER	FGA
1. David Akers	357
2. Bobby Walston (WR/K)	157
3. Sam Baker	153
4. Tony Franklin	128
5. Paul McFadden	124
6. Roger Ruzek	108
Tom Dempsey	108
8. Alex Henery	86
9. Caleb Sturgis	66
10. Cliff Patton	61

MOST PATs MADE, Career

PLAYER	XPM
1. David Akers	441
2. Bobby Walston (WR/K)	365
3. Sam Baker	205
4. Tony Franklin	172
5. Cliff Patton	160
6. Roger Ruzek	139
7. Paul McFadden	117
8. Alex Henery	116
9. Roy Zimmerman	89
10. Tom Dempsey	84

MOST PATs ATT., Career

PLAYER	XPA
1. David Akers	447
2. Bobby Walston (WR/K)	383
3. Sam Baker	213
4. Tony Franklin	182
5. Cliff Patton	166
6. Roger Ruzek	151
7. Paul McFadden	119
8. Alex Henery	117
9. Roy Zimmerman	98
10. Tom Dempsey	90

ALL-TIME REGULAR SEASON SCORING



TOP SINGLE-GAME SCORING PERFORMANCES

MOST POINTS, Game

PLAYER	GAME	PTS
1. Bobby Walston (WR/K)	10/17/1954 at Redskins	25
2. Brian Westbrook (RB)	11/27/2008 vs. Cardinals	24
Irving Fryar (WR)	10/20/1996 vs. Dolphins	24
Wilbert Montgomery (RB)	10/7/1979 vs. Redskins	24
Wilbert Montgomery (RB)	9/10/1978 at Redskins	24
Ben Hawkins (FL)	9/28/1969 vs. Steelers	24
Tommy McDonald (FL)	10/4/1959 vs. Giants	24
Clarence Peaks (B)	11/16/1958 vs. Chi. Cardinals	24

MOST TOUCHDOWNS, Game

PLAYER	GAME	TDS
1. Brian Westbrook (RB)	11/27/2008 vs. Cardinals	4
Irving Fryar (WR)	10/20/1996 vs. Dolphins	4
Wilbert Montgomery (RB)	10/7/1979 vs. Redskins	4
Wilbert Montgomery (RB)	9/10/1978 at Redskins	4
Ben Hawkins (FL)	9/28/1969 vs. Steelers	4
Tommy McDonald (FL)	10/4/1959 vs. Giants	4
Clarence Peaks (B)	11/16/1958 vs. Chi. Cardinals	4

MOST FIELD GOALS MADE, Game

PLAYER	GAME	FGM
1. Tom Dempsey	11/12/1972 at Houston Oilers	6
2. Cody Parkey	11/23/2014 vs. Titans	5
Alex Henery	10/6/2013 at Giants	5
David Akers	11/18/2001 at Cowboys	5
Gary Anderson	12/22/1996 vs. Ari. Cardinals	5
Gary Anderson	10/1/1995 at Saints	5

MOST FIELD GOALS ATTEMPTED, Game

PLAYER	GAME	FGA
1. Tom Dempsey	11/12/1972 at Houston Oilers	7
Sam Baker	12/5/1965 vs. Cowboys	7
3. Cody Parkey	11/23/2014 vs. Titans	6
David Akers	10/3/2004 at Bears	6
Tom Dempsey	10/7/1973 at Bills	6

MOST CONSECUTIVE FIELD GOALS MADE

PLAYER (YEARS)	FGs
1. Alex Henery (2012)	22
2. Caleb Sturgis (2016)	18
3. Cody Parkey (2014)	17
Alex Henery (2011-12) (16 in 2011, 1 in 2012)	17
David Akers (2009)	17
David Akers (2001)	17
7. David Akers (2008)	15
David Akers (2004)	15
9. David Akers (2003)	13
David Akers (1999-2000) (1 in 1999, 12 in 2000)	13

MOST TOUCHDOWNS, Season

PLAYER (YEAR)	TDS
1. LeSean McCoy (2011)	20
2. Steve Van Buren (1945)	18
3. Brian Westbrook (2008)	14
Terrell Owens (2004)	14
Wilbert Montgomery (1979)	14
Steve Van Buren (1947)	14

MOST FGs MADE, Season

PLAYER (YEAR)	FGM
1. Caleb Sturgis (2016)	35
2. David Akers (2008)	33
3. Cody Parkey (2014)	32
David Akers (2010)	32
David Akers (2009)	32

MOST FGA, Season

PLAYER (YEAR)	FGA
1. Caleb Sturgis (2016)	41
2. David Akers (2008)	40
Tom Dempsey (1973)	40
4. David Akers (2010)	38
5. David Akers (2009)	37
Paul McFadden (1984)	37

MOST PATs ATTEMPTED, Season

PLAYER (YEAR)	XPA
1. Cody Parkey (2014)	54
2. Cliff Patton (1948)	50
3. (4 times) last by David Akers (2006)	48

MOST PATs MADE, Season

PLAYER (YEAR)	XPM
1. Cody Parkey (2014)	54
2. Cliff Patton (1948)	50
3. David Akers (2006)	48
Tony Franklin (1980)	48
5. David Akers (2010)	47

MOST CONSECUTIVE GAMES WITH A TD

PLAYER (YEAR)	GAMES
1. LeSean McCoy (2011)	9
2. Steve Van Buren (1947)	8
3. (5 times) last by Ricky Watters (1995)	6

MOST CONSECUTIVE PATs MADE

PLAYER (YEARS)	XPM
1. David Akers (2004-2009)	173
2. David Akers (2001-04)	153
3. Cliff Patton (1947-49)	84

ALL-TIME REGULAR SEASON PASSING



ALL-TIME LEADING PASSERS

Player	Years	Gm	Att	Cmp	Pct	Yds	TD	INT	Lg	QB Rat	INT Pct
1. Donovan McNabb	1999-2009 (11)	148	4,746	2,801	59.0	32,873	216	100	91t	86.5	2.1
2. Ron Jaworski	1977-86 (10)	142	3,918	2,088	53.3	26,963	175	151	99t	74.0	3.9
3. Randall Cunningham	1985-95 (11)	122	3,362	1,874	55.7	22,877	150	105	95t	78.7	3.1
4. Norm Snead	1964-70 (7)	85	2,236	1,154	51.6	15,672	111	124	87t	67.7	5.5
5. Tommy Thompson	1941-50 (8)	88	1,396	723	51.8	10,240	90	100	75t	67.4	7.2
6. Michael Vick	2009-13 (5)	54	1,300	773	59.5	9,984	57	33	91t	87.7	2.5
7. Sonny Jurgensen	1957-63 (7)	83	1,107	602	54.4	9,639	76	73	84	79.1	6.6
8. Bobby Thomason	1952-57 (6)	68	1,113	556	50.0	8,124	57	80	67t	61.2	7.2
9. Norm Van Brocklin	1958-60 (3)	36	998	542	54.3	7,497	55	51	91t	75.7	5.1
10. Roman Gabriel	1973-77 (5)	53	1,185	661	55.8	7,221	47	37	80t	74.2	3.1
11. Nick Foles	2012-14 (3)	33	945	584	61.8	7,088	50	17	68t	95.0	1.8
12. Carson Wentz	2016-17 (2)	29	1,047	644	61.5	7,078	49	21	73t	88.8	2.0
13. Adrian Burk	1951-56 (6)	70	960	457	47.6	6,203	55	77	84t	54.4	8.0
14. Rodney Peete	1995-98 (4)	30	756	434	57.4	4,945	17	27	62	69.8	3.6
15. Ty Detmer	1996-97 (2)	21	645	372	57.7	4,478	22	19	57	78.2	2.9
16. King Hill	1961-68 (8)	71	635	325	51.2	4,308	29	51	92t	54.8	8.0
17. Sam Bradford	2015 (1)	14	532	346	65.0	3,725	19	14	78t	86.4	2.6
18. Roy Zimmerman	1943-46 (4)	41	435	190	43.7	3,219	30	43	75t	52.7	9.9
19. Mark Sanchez	2014-15 (2)	13	400	257	64.3	3,034	18	15	72	86.6	3.8
20. Pete Liske	1971-72 (2)	28	407	214	52.6	2,930	14	22	69t	64.8	5.4

MOST TD PASSES, Career

PLAYER	TDs
1. Donovan McNabb	216
2. Ron Jaworski	175
3. Randall Cunningham	150
4. Norm Snead	111
5. Tommy Thompson	90
6. Sonny Jurgensen	76
7. Michael Vick	57
Bobby Thomason	57
9. Norm Van Brocklin	55
Adrian Burk	55

MOST ATTEMPTS, Career

PLAYER	ATTs
1. Donovan McNabb	4,746
2. Ron Jaworski	3,918
3. Randall Cunningham	3,362
4. Norm Snead	2,236
5. Tommy Thompson	1,396
6. Michael Vick	1,300
7. Roman Gabriel	1,185
8. Bobby Thomason	1,113
9. Sonny Jurgensen	1,107
10. Carson Wentz	1,047

MOST COMPLETIONS, Career

PLAYER	COMPs
1. Donovan McNabb	2,801
2. Ron Jaworski	2,088
3. Randall Cunningham	1,874
4. Norm Snead	1,154
5. Michael Vick	773
6. Tommy Thompson	723
7. Roman Gabriel	661
8. Carson Wentz	644
9. Sonny Jurgensen	602
10. Nick Foles	584

BEST COMP. PCT., Career

PLAYER	COMP%
1. Sam Bradford	65.0
2. Nick Foles	61.8
3. Carson Wentz	61.5
4. Michael Vick	59.5
5. Donovan McNabb	59.0
6. Ty Detmer	57.7
7. Rodney Peete	57.4
8. Roman Gabriel	55.8
9. Randall Cunningham	55.7
10. Sonny Jurgensen	54.4

(min. 500 attempts)

BEST QB RATING, Career

PLAYER	QB RATING
1. Nick Foles	95.0
2. Carson Wentz	88.8
3. Michael Vick	87.7
4. Donovan McNabb	86.5
5. Sam Bradford	86.4
6. Sonny Jurgensen	79.1
7. Randall Cunningham	78.7
8. Ty Detmer	78.2
9. Norm Van Brocklin	75.7
10. Roman Gabriel	74.2

(min. 500 attempts)

MOST INTs, Career

PLAYER	INTs
1. Ron Jaworski	151
2. Norm Snead	124
3. Randall Cunningham	105
4. Donovan McNabb	100
Tommy Thompson	100
6. Bobby Thomason	80
7. Adrian Burk	77
8. Sonny Jurgensen	73
9. King Hill	51
Norm Van Brocklin	51

ALL-TIME REGULAR SEASON PASSING



MOST PASSING YARDS, SEASON

Player	Year	Att	Cmp	Pct	Yds	TD	INT	Lg	QB Rat	INT Pct
1. Donovan McNabb	2008	571	345	60.4	3,916	23	11	90t	86.4	1.9
2. Donovan McNabb	2004	469	300	64.0	3,875	31	8	80	104.7	1.7
3. Randall Cunningham	1988	560	301	53.8	3,808	24	16	80t	77.6	2.9
4. Carson Wentz (rookie)	2016	607	379	62.4	3,782	16	14	73t	79.3	2.3
5. Sam Bradford	2015	532	346	65.0	3,725	19	14	78t	86.4	2.6
6. Sonny Jurgensen	1961	416	235	56.5	3,723	32	24	69	88.1	5.8
7. Donovan McNabb	2009	443	267	60.3	3,553	22	10	60t	92.9	2.3
8. Ron Jaworski	1980	451	257	57.0	3,529	27	12	56t	91.0	2.7
9. Randall Cunningham	1990	465	271	58.3	3,466	30	13	95t	91.6	2.8
10. Ron Jaworski	1985	484	255	52.7	3,450	17	20	99t	70.2	4.1

Led NFL

Led Conference

MOST ATTEMPTS, Season

PLAYER (YEAR)	ATT
1. Carson Wentz (2016)	607
2. Donovan McNabb (2008)	571
3. Donovan McNabb (2000)	569
4. Randall Cunningham (1988)	560
5. Sam Bradford (2015)	532
Randall Cunningham (1989)	532

MOST COMPLETIONS, Season

PLAYER (YEAR)	COMP
1. Carson Wentz (2016)	379
2. Sam Bradford (2015)	346
3. Donovan McNabb (2008)	345
4. Donovan McNabb (2000)	330
5. Randall Cunningham (1988)	301

MOST TD PASSES, Season

PLAYER (YEAR)	TDs
1. Carson Wentz (2016)	33
2. Sonny Jurgensen (1961)	32
3. Donovan McNabb (2004)	31
4. Randall Cunningham (1990)	30
5. Norm Snead (1967)	29

BEST COMPLETION PERCENTAGE, Season

PLAYER (YEAR)	COMP%
1. Sam Bradford (2015)	65.03
2. Mark Sanchez (2014)	64.08
3. Nick Foles (2013)	64.04
4. Donovan McNabb (2004)	63.97
5. Michael Vick (2010)	62.63

(min. 250 attempts)

BEST QB RATING, Season

PLAYER (YEAR)	QB RATING
1. Nick Foles (2013)	119.2
2. Donovan McNabb (2004)	104.7
3. Carson Wentz (2016)	101.9
4. Michael Vick (2010)	100.2
5. Donovan McNabb (2006)	95.5
6. Donovan McNabb (2009)	92.9

(min. 250 attempts)

FEWEST INTERCEPTIONS, Season

PLAYER (YEAR)	INTs
1. Nick Foles (2013, 317)	2
2. Nick Foles (2012, 265)	5
Bubby Brister (1993, 309)	5
4. Michael Vick (2010, 372)	6
Donovan McNabb (2002, 361)	6
Donovan McNabb (2006, 316)	6

(min. 250 attempts)

LOWEST INT PERCENTAGE, Season

PLAYER (YEAR)	PCT
1. Nick Foles (2013, 2-317)	0.63
2. Donovan McNabb (2007, 7-473)	1.48
3. Carson Wentz (2016, 7-440)	1.59
4. Michael Vick (2010, 6-372)	1.61
5. Bubby Brister (1993, 5-309)	1.61
6. Donovan McNabb (2002, 6-361)	1.66

(min. 250 attempts)

MOST INTERCEPTIONS, Season

PLAYER (YEAR)	INTs
1. Sonny Jurgensen (1962)	26
2. Norm Snead (1967)	24
Sonny Jurgensen (1961)	24
4. Norm Snead (1969)	23
Adrian Burk (1951)	23

ALL-TIME REGULAR SEASON PASSING



TOP SINGLE-GAME PASSING PERFORMANCES

MOST YARDS, Game

PLAYER	GAME	YARDS
1. Donovan McNabb	12/5/2004 vs. Packers	464
2. Donovan McNabb	11/15/2009 at Chargers	450
3. Randall Cunningham	9/17/1989 vs. at Redskins	447
4. Bobby Thomason	11/8/1953 vs. Giants	437
5. Sonny Jurgensen	10/29/1961 at Redskins	436
6. Nick Foles	12/15/2013 at Vikings	428
Michael Vick	9/15/2013 vs. Chargers	428
8. Sonny Jurgensen	12/16/1962 at StL Cardinals	419
9. Michael Vick	10/2/2011 vs. 49ers	416
10. Nick Foles	10/26/2014 at Cardinals	411

MOST TD PASSES, Game

PLAYER	GAME	TDs
1. Nick Foles	11/3/2013 at Raiders	*7
Adrian Burk	10/17/1954 at Redskins	*7
3. Donovan McNabb	9/18/2005 vs. 49ers	5
Donovan McNabb	12/5/2004 vs. Packers	5
Randall Cunningham	9/17/1989 vs. at Redskins	5
Norm Snead	9/28/1969 vs. Steelers	5
Sonny Jurgensen	12/16/1962 at StL Cardinals	5
Sonny Jurgensen	11/26/1961 vs. Cowboys	5
Adrian Burk	11/28/1954 vs. Redskins	5

* NFL Record

MOST ATTEMPTS, Game

PLAYER	GAME	ATT
1. Nick Foles	10/26/2014 at Cardinals	62
Randall Cunningham	10/2/1989 at Bears	62
3. Carson Wentz	12/4/2016 at Bengals	60
Davey O'Brien	12/1/1940 at Redskins	60
5. Donovan McNabb	11/16/2008 at Bengals	58

MOST COMPLETIONS, Game

PLAYER	GAME	COMP
1. Sam Bradford	12/26/2015 vs Redskins	37
Mark Sanchez	12/20/2014 at Redskins	37
3. Carson Wentz	12/4/2016 at Bengals	36
Sam Bradford	9/14/2015 at Falcons	36
Nick Foles	10/26/2014 at Cardinals	36

BEST COMPLETION PERCENTAGE, Game

PLAYER	GAME	COMP-ATT	PCT
1. Nick Foles	12/22/2013 vs. Bears	21-25	84.0
2. Rodney Peete	9/15/1996 vs. Lions	25-30	83.3
3. Jeff Garcia	11/26/2006 at Colts	19-23	82.6
4. Donovan McNabb	9/23/2007 vs. Lions	21-26	80.8
5. Donovan McNabb	11/16/2003 vs. Giants	24-30	80.0
Donovan McNabb	11/17/2002 vs. Cardinals	20-25	80.0

MOST INTERCEPTIONS, Game

PLAYER	GAME	INTs
1. Pete Liske	9/26/1971 vs. Cowboys	6
Bobby Thomason	10/21/1956 vs. Chi. Cardinals	6

LONGEST PASSING PLAYS

PLAYER (GAME)	YARDS
1. Ron Jaworski to Mike Quick (11/10/1985 vs. Falcons)	99t*
2. Randall Cunningham to Fred Barnett (12/2/1990 at Bills)	95t
3. Randall Cunningham to Herschel Walker (9/4/1994 at Giants)	93
4. King Hill to Ben Hawkins (9/22/1968 vs. Giants)	92t
5. Michael Vick to DeSean Jackson (12/12/2010 at Cowboys)	91t
Donovan McNabb to Terrell Owens (10/30/2005 at Broncos)	91t
Norm Van Brocklin to T. McDonald (10/5/1958 vs. Giants)	91t
8. Donovan McNabb to Hank Baskett (9/7/2008 vs. Rams)	90t
Ron Jaworski to Mike Quick (10/28/1984 vs. StL Cardinals)	90t
10. A.J. Feeley to Hank Baskett (12/31/2006 vs. Falcons)	89t

* NFL Record

MOST CONSECUTIVE COMPLETIONS

PLAYER	GAME(S)	COMP
1. Donovan McNabb	last 10, 11/28/2004 at NYG & first 14, 12/5/2004 vs. Packers	24
2. Donovan McNabb	9/23/2007 vs. Lions	18
3. Donovan McNabb	9/21/2008 vs. Steelers	**15
4. Donovan McNabb	10/23/2005 vs. Chargers	14
5. Donovan McNabb	11/2/2008 at Seahawks	13
	last 12, 11/16/2003 vs. Giants & first 1, 11/23/2003 vs. Saints	13
Bobby Hoying	11/16/1997 at Ravens	13

*Most consecutive pass completions to start a game

ALL-TIME REGULAR SEASON RUSHING



ALL-TIME LEADING RUSHERS

PLAYER	YEARS	GM	ATT	YARDS	AVG	LG	TDs
1. LeSean McCoy	2009-2014 (6)	90	1,461	6,792	4.6	66t	44
2. Wilbert Montgomery	1977-1984 (8)	100	1,465	6,538	4.5	90t	45
3. Brian Westbrook	2002-2009 (8)	107	1,308	5,995	4.6	71t	37
4. Steve Van Buren	1944-1951 (8)	83	1,320	5,860	4.4	70t	69
5. Duce Staley	1997-2003 (7)	98	1,200	4,807	4.0	64t	22
6. Randall Cunningham (QB)	1985-1995 (11)	122	677	4,482	6.6	52t	32
7. Ricky Watters	1995-1997 (3)	48	975	3,794	3.9	57	31
8. Timmy Brown	1960-1967 (8)	96	850	3,703	4.4	61t	29
9. Tom Woodeshick	1963-1971 (9)	111	831	3,563	4.3	57t	21
10. Donovan McNabb (QB)	1999-2009 (11)	148	573	3,249	5.7	54	28
11. Tom Sullivan	1972-1977 (6)	80	871	3,135	3.6	37	17
12. Clarence Peaks	1957-1963 (7)	83	786	2,927	3.7	57	19
13. Keith Byars	1986-1992 (7)	105	750	2,672	3.6	52	17
14. Billy Barnes	1957-1961 (5)	60	689	2,391	3.5	70t	20
15. Herschel Walker	1992-1994 (3)	48	554	2,344	4.2	91t	14
16. Anthony Toney (FB)	1986-1990 (5)	67	639	2,294	3.6	44	14
17. Charlie Garner	1994-1998 (5)	66	495	2,261	4.6	55t	17
18. Correll Buckhalter	2001-2008 (8)	74	476	2,155	4.5	64t	18
19. Heath Sherman	1989-1993 (5)	76	537	2,130	4.0	37	10
20. Michael Vick	2009-2013 (5)	54	298	1,998	6.7	61	15

MOST RUSHING YARDS, SEASON

PLAYER	YEAR	ATT	YARDS	AVG	LG	TDs
1. LeSean McCoy	2013	314	1,607	5.1	57t	9
2. Wilbert Montgomery	1979	338	1,512	4.5	62t	9
3. Ricky Watters	1996	353	1,411	4.0	56t	13
4. Wilbert Montgomery	1981	286	1,402	4.9	41	8
5. Brian Westbrook	2007	278	1,333	4.8	36	7
6. LeSean McCoy	2014	312	1,319	4.2	53	5
7. LeSean McCoy	2011	273	1,309	4.8	60	17
8. Duce Staley	1999	325	1,273	3.9	29	4
Ricky Watters	1995	337	1,273	3.8	57	11
10. Wilbert Montgomery	1978	259	1,220	4.7	47	9
11. Brian Westbrook	2006	240	1,217	5.1	71t	7
12. Steve Van Buren	1949	263	1,146	4.4	41	11
13. Ricky Watters	1997	285	1,110	3.9	28	7
14. LeSean McCoy	2010	207	1,080	5.2	62	7
15. Herschel Walker	1992	267	1,070	4.0	38	8
16. Duce Staley	1998	258	1,065	4.1	64t	5
17. Duce Staley	2002	269	1,029	3.8	57	5
18. Earnest Jackson	1985	282	1,028	3.6	59	5
19. Steve Van Buren	1947	217	1,008	4.6	45	13

Led NFL

Led Conference

MOST ATTEMPTS, Career

PLAYER	ATT
1. Wilbert Montgomery	1,465
2. LeSean McCoy	1,461
3. Steve Van Buren	1,320
4. Brian Westbrook	1,308
5. Duce Staley	1,200
6. Ricky Watters	975
7. Tom Sullivan	871
8. Timmy Brown	850
9. Tom Woodeshick	831
10. Clarence Peaks	786

MOST TOUCHDOWNS, Career

PLAYER	TDs
1. Steve Van Buren	69
2. Wilbert Montgomery	45
3. LeSean McCoy	44
4. Brian Westbrook	37
5. Randall Cunningham (QB)	32
6. Ricky Watters	31
7. Timmy Brown	29
8. Donovan McNabb (QB)	28
9. Duce Staley	22
10. Tom Woodeshick	21

BEST RUSHING AVG, Career

PLAYER	AVG
1. Randall Cunningham (QB)	6.62
2. Donovan McNabb (QB)	5.67
3. LeSean McCoy	4.65
4. Brian Westbrook	4.58
5. Charlie Garner	4.57
6. Correll Buckhalter	4.53
7. Wilbert Montgomery	4.46
8. Steve Van Buren	4.44
9. Timmy Brown	4.36
10. Tom Woodeshick	4.29

(min. 400 attempts)

LONGEST RUSHING PLAYS

PLAYER (GAME)	YARDS
1. Herschel Walker (11/27/94 at Falcons)	91t
2. Wilbert Montgomery (12/19/82 vs. Oilers)	90t
3. Brian Mitchell (10/1/00 vs. Falcons)	85t
4. Swede Hanson (9/16/34 at Packers)	81t
5. Leroy Harris (11/25/79 at Packers)	80
6. Bosh Pritchard (10/23/49 vs. Redskins)	77t
7. Herman Hunter (11/24/85 at Cowboys)	74t
8. Wilbert Montgomery (9/14/80 at Vikings)	72t
9. Jay Ajayi (11/19/17 at Cowboys)	71
Brian Westbrook (9/24/06 at 49ers)	71t
John Brewer (10/4/52 vs. Giants)	71t

ALL-TIME REGULAR SEASON RUSHING



TOP SINGLE-GAME RUSHING PERFORMANCES

MOST YARDS, Game

<u>PLAYER</u>	<u>GAME</u>	<u>YARDS</u>
1. LeSean McCoy	12/8/2013 vs. Lions	217
2. Steve Van Buren	11/27/1949 vs. Steelers	205
3. Duce Staley	9/3/2000 at Cowboys	201
4. Wilbert Montgomery	11/4/1979 vs. Browns	197
5. Steve Van Buren	12/18/1949 at Rams	196
6. Wilbert Montgomery	1/11/1981 vs. Cowboys	194
7. Swede Hanson	11/6/1934 vs. Cin. Reds	190
8. Timmy Brown	11/7/1965 at Browns	186
9. LeSean McCoy	10/30/2011 vs. Cowboys	185
10. LeSean McCoy	9/9/2013 at Redskins	184

MOST ATTEMPTS, Game

<u>PLAYER</u>	<u>GAME</u>	<u>ATT</u>
1. Heath Sherman	10/6/1991 at Buccaneers	35
Heath Sherman	11/12/1990 vs. Redskins	35
Steve Van Buren	11/20/1949 vs. NY Bulldogs	35
4. Earnest Jackson	11/17/1985 at StL Cardinals	34
5. Brian Westbrook	12/7/2008 at Giants	33
Ricky Watters	12/10/1995 vs. Cowboys	33
Steve Van Buren	10/3/1949 at Lions	33

MOST TOUCHDOWNS, Game

<u>PLAYER</u>	<u>GAME</u>	<u>TDs</u>
1. LeSean McCoy	12/18/2011 vs. Jets	3
LeSean McCoy	9/19/2010 at Lions	3
Charlie Garner	10/8/1995 vs. Redskins	3
Wilbert Montgomery	12/19/1982 vs. Houston Oilers	3
Wilbert Montgomery	10/7/1979 vs. Redskins	3
Wilbert Montgomery	9/10/1978 at Redskins	3
Tom Sullivan	10/13/1974 vs. Giants	3
Clarence Peaks	11/16/1958 vs. Chi. Cardinals	3
Steve Van Buren	10/17/1948 at Redskins	3
Steve Van Buren	12/14/1947 vs. Packers	3
Steve Van Buren	12/9/1945 vs. Boston Yanks	3

MOST ATTEMPTS, Season

<u>PLAYER (YEAR)</u>	<u>ATT</u>
1. Ricky Watters (1996)	353
2. Wilbert Montgomery (1979)	338
3. Ricky Watters (1995)	337
4. Duce Staley (1999)	325
5. LeSean McCoy (2013)	314

MOST TOUCHDOWNS, Season

<u>PLAYER (YEAR)</u>	<u>TDs</u>
1. LeSean McCoy (2011)	17
2. Steve Van Buren (1945)	15
3. Ricky Watters (1996)	13
Steve Van Buren (1947)	13
5. (three times) last by Ricky Watters (1995)	11

CONSECUTIVE GAMES WITH RUSHING TD

<u>PLAYER (YEAR)</u>	<u>TDs</u>
1. Steve Van Buren (1947)	8
2. Ricky Watters (1995)	6
3. Steve Van Buren (1948)	5
LeSean McCoy (2011)	5
5. (many times) last by Michael Vick (2010)	4

MOST 100-YARD GAMES, Season

<u>PLAYER (YEAR)</u>	<u>GAMES</u>
1. Wilbert Montgomery (1981)	8
2. LeSean McCoy (2013)	7
Wilbert Montgomery (1979)	7
4. LeSean McCoy (2011)	6
Brian Westbrook (2007)	6
Brian Westbrook (2006)	6
Ricky Watters (1996)	6
Wilbert Montgomery (1978)	6
(regular season only)	

CONSECUTIVE 100-YARD RUSHING GAMES

<u>PLAYER (YEAR)</u>	<u>GAMES</u>
1. Steve Van Buren (1948)	4
2. Brian Westbrook (2006)	3
Wilbert Montgomery (1981)	3
Wilbert Montgomery (1979)	3
Wilbert Montgomery (1978)	3

ALL-TIME REGULAR SEASON RECEIVING



ALL-TIME LEADING RECEIVERS

PLAYER	YEARS	GM	REC	YARDS	AVG	LG	TDs
1. Harold Carmichael	1971-1983 (13)	180	589	8,978	15.2	85t	79
2. Pete Retzlaff (TE)	1956-1966 (11)	132	452	7,412	16.4	84	47
3. Brian Westbrook (RB)	2002-2009 (8)	107	426	3,790	8.9	62	29
4. Brent Celek (TE)	2007-2017 (11)	173	394	4,973	12.6	73	31
5. Pete Pihos (E)	1947-1955 (9)	107	373	5,619	15.1	66t	61
6. Keith Byars (RB)	1986-1992 (7)	105	371	3,532	9.5	60	13
7. Mike Quick	1982-1990 (9)	101	363	6,464	17.8	99t	61
8. DeSean Jackson	2008-2013 (6)	87	356	6,117	17.2	91t	32
9. Jeremy Maclin	2009-2014 (6)	75	343	4,771	13.9	83t	36
10. Bobby Walston (WR/K)	1951-1962 (12)	148	311	5,363	17.2	75t	46
11. Zach Ertz (TE)	2013-2017 (5)	73	310	3,559	11.5	60	21
12. Fred Barnett	1990-1995 (6)	81	308	4,634	15.0	95t	28
13. LeSean McCoy (RB)	2009-2014 (6)	90	300	2,282	7.6	70	10
14. Jason Avant	2006-2013 (8)	116	297	3,646	12.3	58	12
15. Calvin Williams	1990-1996 (7)	93	295	3,840	13.0	80t	34
16. Tommy McDonald (FL)	1957-1963 (7)	88	287	5,499	19.2	91t	66
17. Duce Staley (RB)	1997-2003 (7)	98	275	2,498	9.1	52t	10
18. Wilbert Montgomery (RB)	1977-1984 (8)	100	266	2,447	9.2	53t	12
19. Ben Hawkins (FL)	1966-1973 (8)	102	261	4,764	18.3	92t	32
20. John Spagnola (TE)	1979-1987 (8)	111	256	2,833	11.1	57	14

MOST RECEIVING YARDS, Career

PLAYER	YARDS
1. Harold Carmichael	8,978
2. Pete Retzlaff (E)	7,412
3. Mike Quick	6,464
4. DeSean Jackson	6,117
5. Pete Pihos (E)	5,619
6. Tommy McDonald (FL)	5,499
7. Bobby Walston (WR/K)	5,363
8. Brent Celek	4,973
9. Jeremy Maclin	4,771
10. Ben Hawkins (FL)	4,764
11. Fred Barnett	4,634
12. Calvin Williams	3,840
13. Brian Westbrook	3,790
14. Jason Avant	3,646
15. Zach Ertz	3,559
16. Keith Byars	3,532
17. Harold Jackson	3,493
18. Charlie Smith	3,349
19. Timmy Brown	3,346
20. Irving Fryar	3,067

MOST TOUCHDOWNS, Career

PLAYER	TDs
1. Harold Carmichael	79
2. Tommy McDonald (FL)	66
3. Mike Quick	61
Pete Pihos (E)	61
5. Pete Retzlaff (E)	47
6. Bobby Walston (WR/K)	46
7. Jeremy Maclin	36
8. Calvin Williams	34
9. DeSean Jackson	32
Ben Hawkins (FL)	32

MOST RECEIVING YARDS, Season

PLAYER (YEAR)	YARDS
1. Mike Quick (1983)	1,409
2. DeSean Jackson (2013)	1,332
3. Jeremy Maclin (2014)	1,318
4. Irving Fryar (1997)	1,316
5. Ben Hawkins (1967)	1,265
6. Mike Quick (1985)	1,247
7. Terrell Owens (2004)	1,200
8. Irving Fryar (1996)	1,195
9. Pete Retzlaff (1965)	1,190
10. DeSean Jackson (2009)	1,156
11. Tommy McDonald (1962)	1,146
12. Tommy McDonald (1961)	1,144
13. Fred Barnett (1994)	1,127
14. Harold Carmichael (1973)	1,116
Harold Jackson (1969)	1,116
16. Kevin Curtis (2007)	1,110
17. Fred Barnett (1992)	1,083
18. Harold Carmichael (1978)	1,072
19. DeSean Jackson (2010)	1,056
20. Mike Quick (1984)	1,052
21. Pete Pihos (1953)	1,049
22. Harold Jackson (1972)	1,048
23. Harold Carmichael (1981)	1,028

MOST RECEPTIONS, SEASON

PLAYER	YEAR	REC	YDS	AVG	LG	TDs
1. Brian Westbrook (RB)	2007	90	771	8.6	57t	5
2. Irving Fryar	1996	88	1,195	13.6	42	11
3. Irving Fryar	1997	86	1,316	15.3	72t	6
4. Jordan Matthews	2015	85	997	11.7	78t	8
Jeremy Maclin	2014	85	1,318	15.5	72	10
6. DeSean Jackson	2013	82	1,332	16.2	61t	9
7. Keith Byars (RB)	1990	81	819	10.1	54	3
Keith Jackson (TE)	1988	81	869	10.7	41	6
9. Zach Ertz (TE)	2016	78	816	10.5	30	4
LeSean McCoy (RB)	2010	78	592	7.6	40	2
Fred Barnett	1994	78	1,127	14.4	54	5

Led NFL

Led Conference

ALL-TIME REGULAR SEASON RECEIVING



TOP SINGLE-GAME RECEIVING PERFORMANCES

MOST YARDS, Game

<u>PLAYER</u>	<u>GAME</u>	<u>YARDS</u>
1. Tommy McDonald (FL)	12/10/1961 vs. Giants	237
2. Kevin Curtis (WR)	9/23/2007 vs. Lions	221
3. DeSean Jackson (WR)	12/12/2010 at Cowboys	210
4. Pete Retzlaff (E)	11/14/1965 vs. Redskins	204
5. Bud Grant (E)	12/7/1952 vs. Dallas Texans	203
6. Timmy Brown (B)	12/16/1962 at StL Cardinals	199
7. Ben Hawkins (FL)	10/22/1967 at StL Cardinals	197
8. DeSean Jackson (WR)	12/15/2013 at Vikings	195
9. Harold Jackson (WR)	10/11/1970 at Giants	194
10. DeSean Jackson (WR)	9/15/2013 vs. Chargers	193
Fred Barnett (WR)	9/13/1992 at Pho. Cardinals	193

MOST RECEPTIONS, Game

<u>PLAYER</u>	<u>GAME</u>	<u>REC</u>
1. Zach Ertz (TE)	12/20/2014 at Redskins	15
2. Brian Westbrook (RB)	11/4/2007 vs. Cowboys	14
Don Looney (E)	12/1/1940 at Redskins	14
4. Zach Ertz (TE)	1/1/17 vs. Cowboys	13
Zach Ertz (TE)	12/26/2015 vs. Redskins	13
Jeremy Maclin (WR)	9/18/2011 at Falcons	13
7. Jeremy Maclin (WR)	10/26/2014 at Cardinals	12
LeSean McCoy (RB)	10/3/2010 vs. Redskins	12
Brian Westbrook (RB)	11/19/2006 vs. Titans	12
Keith Byars (RB)	9/30/1990 vs. Colts	12
Keith Jackson (TE)	11/19/1989 vs. Vikings	12
Keith Jackson (TE)	9/17/1989 at Redskins	12
John Spagnola (TE)	10/6/1985 at Saints	12
Harold Carmichael (WR)	10/14/1973 at StL Cardinals	12

MOST TOUCHDOWNS, Game

<u>PLAYER</u>	<u>GAME</u>	<u>TDS</u>
1. Irving Fryar	10/20/1996 vs. Dolphins	4
Ben Hawkins (FL)	9/28/1969 vs. Steelers	4
3. (23 times) last by Riley Cooper on 11/3/2013 at Raiders		3

MOST TOUCHDOWNS, Season

<u>PLAYER (YEAR)</u>	<u>TDs</u>
1. Terrell Owens (2004)	14
2. Mike Quick (1983)	13
Tommy McDonald (1961)	13
Tommy McDonald (1960)	13
5. (seven times) last by Irving Fryar (1996).	11

CONSECUTIVE GAMES WITH REC. TD

<u>PLAYER (YEAR)</u>	<u>GAMES</u>
1. Mike Quick (1985)	6
Pete Pihos (1947-48).	6
3. (five times) last by DeSean Jackson (2009).	5

MOST 100-YD RECEIVING GAMES, Season

<u>PLAYER (YEAR)</u>	<u>GAMES</u>
1. Terrell Owens (2004)	7
2. Irving Fryar (1997).	6
Mike Quick (1983)	6
4. (nine times) last by DeSean Jackson (2013).	5

CONSECUTIVE 100-YD RECEIVING GAMES

<u>PLAYER (YEAR)</u>	<u>GAMES</u>
1. Terrell Owens (2004)	5
Harold Jackson (last 2 in 1971, first 3 in 1972)	5
3. Mike Quick (1983)	4
4. (seven times) last by Irving Fryar (1996).	3

ALL-TIME REGULAR SEASON SCRIMMAGE YDS



ALL-TIME LEADERS IN TOTAL YARDS FROM SCRIMMAGE

PLAYER	YEARS	GM	TOUCHES	YARDS	AVG	YDS/G	TDs
1. Brian Westbrook (RB)	2002-2009 (8)	107	1,734	9,785	5.6	91.4	66
2. LeSean McCoy (RB)	2009-2014 (6)	90	1,761	9,074	5.2	100.8	54
3. Harold Carmichael (WR)	1971-1983 (13)	180	598	9,042	15.1	50.2	79
4. Wilbert Montgomery (RB)	1977-1984 (8)	100	1,731	8,985	5.2	89.9	57
5. Pete Retzlaff (E)	1956-1966 (11)	132	458	7,408	16.2	56.1	47
6. Duce Staley (RB)	1997-2003 (7)	98	1,475	7,305	5.0	74.5	32
7. Timmy Brown (RB)	1960-1967 (8)	96	1,081	7,049	6.5	73.4	55
8. DeSean Jackson (WR)	2008-2013 (6)	87	413	6,490	15.7	74.6	35
9. Mike Quick (WR)	1982-1990 (9)	101	364	6,459	17.7	64.0	61
10. Steve Van Buren (B)	1944-1951 (8)	83	1,365	6,383	4.7	76.9	72
11. Keith Byars (RB)	1986-1992 (7)	105	1,121	6,204	5.5	59.1	30
12. Pete Pihos (E)	1947-1955 (9)	107	382	5,615	14.7	52.5	61
13. Tommy McDonald (FL)	1957-1963 (7)	88	304	5,521	18.2	62.7	66
14. Bobby Walston (WR/K)	1951-1962 (12)	148	315	5,375	17.1	36.3	46
15. Ricky Watters (RB)	1995-1997 (3)	48	1,136	5,112	4.5	106.5	32
16. Brent Celek (TE)	2007-2017 (11)	173	394	4,973	12.6	28.7	31
17. Jeremy Maclin (WR)	2009-2014 (6)	75	349	4,801	13.8	64.0	36
18. Ben Hawkins (FL)	1966-1973 (8)	102	271	4,772	17.6	46.8	32
19. Tom Woodeshick (B)	1963-1971 (9)	111	956	4,736	5.0	42.7	27
20. Fred Barnett (WR)	1990-1995 (6)	81	312	4,632	14.8	57.2	28

MOST TOTAL YARDS FROM SCRIMMAGE, SEASON

PLAYER	YEAR	TOUCHES	YARDS	AVG	YDS/GM	TDs
1. LeSean McCoy	2013	366	2,146	5.9	134.1	11
2. Brian Westbrook	2007	368	2,104	5.7	140.3	12
3. Wilbert Montgomery	1979	379	2,006	5.3	125.4	14
4. Wilbert Montgomery	1981	335	1,923	5.7	128.2	10
5. Brian Westbrook	2006	317	1,916	6.0	127.7	11
6. Ricky Watters	1996	404	1,855	4.6	115.9	13
7. Ricky Watters	1995	399	1,707	4.3	106.7	12
8. LeSean McCoy	2010	285	1,672	5.9	111.5	9
9. LeSean McCoy	2011	321	1,624	5.1	108.3	20
10. Duce Staley	2002	320	1,570	4.9	98.1	8

MOST TOUCHES, Career

PLAYER	TOUCHES
1. LeSean McCoy	1,761
2. Brian Westbrook	1,734
3. Wilbert Montgomery	1,731
4. Duce Staley	1,475
5. Steve Van Buren	1,365
6. Ricky Watters	1,136
7. Keith Byars	1,121
8. Timmy Brown	1,081
9. Tom Sullivan	1,032
10. Clarence Peaks	961

BEST YARDS/TOUCH, Career

PLAYER	AVG
1. Timmy Brown	6.52
2. Brian Westbrook	5.64
3. Keith Byars	5.53
4. Wilbert Montgomery	5.19
5. LeSean McCoy	5.15
6. Tom Woodeshick	4.95
7. Duce Staley	4.95
8. Clarence Peaks	4.77
9. Steve Van Buren	4.68
10. Billy Barnes	4.53

(min. 750 touches)

MOST TOUCHES, Season

PLAYER (YEAR)	TOUCHES
1. Ricky Watters (1996)	404
2. Ricky Watters (1995)	399
3. Wilbert Montgomery (1979)	379
4. Brian Westbrook (2007)	368
5. LeSean McCoy (2013)	366
6. Duce Staley (1999)	366

BEST YARDS/TOUCH, Season

PLAYER (YEAR)	AVG
1. Timmy Brown (1965)	7.42
2. Timmy Brown (1962)	7.38
3. Herschel Walker (1994)	6.31
4. Steve Van Buren (1945)	6.24
5. Brian Westbrook (2003)	6.14
6. Keith Byars (1991)	6.07

(min. 150 touches)

TOP SINGLE-GAME SCRIMMAGE YARD TOTALS

MOST YARDS, Game

PLAYER	GAME	YARDS
1. Duce Staley	9/3/2000 at Cowboys	262
2. Timmy Brown	12/16/1962 at Cardinals	249
3. Wilbert Montgomery	11/4/1979 vs. Browns	237
4. Tommy McDonald	12/10/1961 vs. Giants	237
5. Duce Staley	11/11/2001 vs. Vikings	231

MOST TOUCHES, Game

PLAYER	GAME	TOUCHES
1. Brian Westbrook	12/7/2008 at Giants	39
Ricky Watters	12/10/1995 vs. Cowboys	39
Heath Sherman	11/12/1990 vs. Redskins	39
4. Heath Sherman	10/6/1991 at Buccaneers	37
5. Ricky Watters	10/8/1995 vs. Redskins (ot)	36

ALL-TIME REGULAR SEASON INTERCEPTIONS



ALL-TIME INTERCEPTION LEADERS

PLAYER	YEARS	INTs	YARDS	AVG	LG	TDs
1. Brian Dawkins	1996-2008 (13)	34	515	15.1	67t	2
Eric Allen	1988-94 (7)	34	482	14.2	94t	5
Bill Bradley	1969-76 (8)	34	536	15.8	56t	1
4. Herman Edwards	1977-85 (9)	33	98	3.0	25	1
5. Wes Hopkins	1983-93 (10)	30	241	8.0	33	1
6. Don Burroughs	1960-64 (5)	29	351	12.1	46	0
7. Troy Vincent	1996-2003 (8)	28	341	12.2	90t	1
8. Joe Scarpati	1964-69 (6)	24	402	16.8	67t	3
Ernie Steele	1942-48 (6)	24	404	16.8	62	0
10. Asante Samuel	2008-11 (4)	23	304	13.2	50t	2
Roynell Young	1980-88 (9)	23	106	4.6	33	0
Randy Logan	1973-83 (11)	23	293	12.7	45	0

MOST INTERCEPTIONS, SEASON

PLAYER	YEAR	INTs	YARDS	AVG	LG	TDs
1. Bill Bradley	1971	11	248	22.5	51	0
2. Asante Samuel	2009	9	117	13.0	37	0
Bill Bradley	1972	9	73	8.1	21	0
Don Burroughs	1960	9	124	13.8	46	0
Ed "Bibbles" Bawel	1955	9	168	18.7	42t	2
6. Eric Allen	1989	8	38	4.8	18	0
Terry Hoage	1988	8	116	14.5	38	0
Joe Scarpati	1966	8	182	22.8	32	0
Bob Hudson	1954	8	89	11.1	32	0
Tom Brookshier	1953	8	41	5.1	22	0
Ed "Bibbles" Bawel	1952	8	121	15.1	35	0
Joe Sutton	1950	8	67	8.4	32	0

TOP SINGLE-GAME INT PERFORMANCES

MOST INTERCEPTIONS, Game

PLAYER	GAME	INTS
1. Russ Craft	9/24/1950 at Chi. Cardinals	*4
2. Kurt Coleman	10/16/2011 at Redskins	3
Joe Scarpati	10/23/1966 at Giants	3
Jim Nettles	12/12/1965 at Steelers	3
Nate Ramsey	11/28/1965 at StL Cardinals	3
Don Burroughs	12/3/1961 at Steelers	3
Chuck Weber	9/30/1960 at Cowboys	3
Joe Sutton	9/24/1950 at Chi. Cardinals	3
Gil Steinke	11/10/1946 at Giants	3
Roy Zimmerman	12/9/1945 vs. Boston Yanks	3
Roy Zimmerman	12/10/1944 vs. Cleveland Rams	3

* NFL record

MOST INTERCEPTION RETURN YARDS, Game

PLAYER	GAME	YDS
1. Frank LeMaster	12/21/1975 at Redskins	114
2. Lito Sheppard	10/8/2006 vs. Cowboys	102
3. Lito Sheppard	11/15/2004 at Cowboys	101
4. Malcolm Jenkins	12/6/2015 at Patriots	99
Jerry Norton	10/5/1957 vs. Giants	99

MOST INTERCEPTIONS RETURNED FOR TD, Game

PLAYER	GAME	TDs
1. Eric Allen	12/26/1993 vs. Saints	2

MOST INT RETURN YDS, Career

PLAYER	YARDS
1. Bill Bradley	536
2. Brian Dawkins	515
3. Eric Allen	482
4. Lito Sheppard	460
5. Ernie Steele	404

MOST INTs RETURNED FOR TD, Career

PLAYER	TDs
1. Eric Allen	5
2. Malcolm Jenkins	4
3. Sheldon Brown	3
Lito Sheppard	3
Joe Scarpati	3

MOST INT RETURN YDS, Season

PLAYER (INTs, YEAR)	YARDS
1. Bill Bradley (11, 1971)	248
2. Eric Allen (6, 1993)	201
3. Joe Scarpati (8, 1966)	182
4. Lito Sheppard (5, 2004)	172
5. Ed "Bibbles" Bawel (9, 1955)	168

MOST INTs RETURNED FOR TD, Season

PLAYER (YEAR)	TDs
1. Eric Allen (1993)	*4
2. Malcolm Jenkins (2016)	2
Lito Sheppard (2004)	2
Seth Joyner (1992)	2
Ed Bawel (1955)	2

* NFL record

MOST INTs BY A NON-DB, Season

PLAYER (YEAR)	INTs
1. William Thomas, LB (1995)	7
2. Chuck Weber, LB (1960)	6
Chuck Bednarik, LB (1953)	6
4. Jordan Hicks, LB (2016)	5
Bill Bergey, LB (1974)	5

LONGEST INTERCEPTION RETURNS

PLAYER (GAME)	YARDS
1. James Willis intercepted pass 4 yds. deep in the end zone and returned it 14 yds. before laterally to Troy Vincent, who ran 90 yds. (11/3/1996 at Cowboys - QB Troy Aikman)	104t
2. Lito Sheppard (10/8/2006 vs. Cowboys - QB Drew Bledsoe)	102t
3. Lito Sheppard (11/15/2004 at Cowboys - QB V. Testaverde)	101t
4. Malcolm Jenkins (12/6/2015 at Patriots - QB Tom Brady)	99t
Jerry Norton (10/5/1957 vs. Giants - QB Charlie Conerly, deflected off goal post)	99t
6. Eric Allen (10/3/1993 at Jets - QB Boomer Esiason)	94t
Irv Cross (10/25/1964 at Steelers - QB Terry Nofsinger)	94t
8. Jack Hinkle (10/9/1943 vs. Giants - QB Tuffy Leemans)	91

ALL-TIME REGULAR SEASON SACKS



ALL-TIME LEADERS IN SACKS

PLAYER	YEARS	SACKS
1. Reggie White (DE)	1985-92	124.0
2. Trent Cole (DE/LB)	2005-14	85.5
3. Clyde Simmons (DE)	1986-93	76.0
4. Hugh Douglas (DE)	1998-2002, 2004	54.5
5. Greg Brown (DE)	1982-86	50.5
6. Andy Harmon (DT)	1991-97	39.5
7. Brandon Graham (DE/LB)	2010-17	38.5
8. Seth Joyner (LB)	1986-93	37.0
9. Wiliam Fuller (DE)	1994-96	35.5
10. Fletcher Cox (DT)	20012-17	34.0
Dennis Harrison (DE)	1978-84	34.0
12. William Thomas (LB)	1991-99	33.0
13. Ken Clarke (DT)	1982-87	32.5
14. Corey Simon (DT)	2000-04	32.0
15. Connor Barwin (DE/LB)	2013-16	31.5
Juqua Parker (DE)	2005-11	31.5
Mike Mamula (DE)	1995-2000	31.5
18. Jerome Brown (DT)	1987-91	29.5
19. Darwin Walker (DT)	2000-06	27.5
20. Jason Babin (DE)	2009, 2011-12	26.0

Note: only includes figures since 1982 when sacks first became an official NFL statistic

MOST SACKS, SEASON

PLAYER	YEAR	SACKS
1. Reggie White (DE)	1987	21.0
2. Clyde Simmons (DE)	1992	19.0
3. Jason Babin (DE)	2011	18.0
Reggie White (DE)	1988	18.0
Reggie White (DE)	1986	18.0
6. Greg Brown (DE)	1984	16.0
7. Clyde Simmons (DE)	1989	15.5
8. Hugh Douglas (DE)	2000	15.0
Reggie White (DE)	1991	15.0
10. Connor Barwin (LB)	2014	14.5

MOST SACKS, GAME

PLAYER	GAME	SACKS
1. Hugh Douglas (DE)	10/18/1998 at Chargers	4.5
Clyde Simmons (DE)	9/15/1991 at Cowboys	4.5
3. Reggie White (DE)	9/25/1988 at Vikings	4.0
Reggie White (DE)	11/30/1986 at LA Raiders	4.0
Reggie White (DE)	11/2/1986 at StL Cardinals	4.0
Garry Cobb (LB)	10/5/1986 at Falcons	4.0
Greg Brown (DE)	12/16/1984 at Falcons	4.0

MOST CONSECUTIVE GAMES WITH A SACK

PLAYER	YEAR	GAMES
1. Reggie White (last 4 games in 1986 and first 4 in '87)		8
Reggie White (last 7 games in 1987 and first in '88)		8
3. William Fuller	1994	7
Dennis Harrison	1982	7
5. Clyde Simmons	1992	6

LONGEST FUMBLE RETURN FOR A TD

PLAYER	GAME	YARDS
1. Mike Patterson	9/24/2006 at 49ers	98t
2. Joselio Hanson	12/28/2008 vs. Cowboys	96t
Joe Lavender	9/23/1974 vs. Cowboys	96t
4. Joe Carter	9/25/1938 vs. NY Giants	92t
5. Bob Pylman	9/25/1938 vs. NY Giants	88t
6. Will Wynn	12/1/1974 vs. Packers	87t
7. Walter Thurmond	1/3/2016 at Giants	83t
8. Sheldon Brown	10/9/2005 at Cowboys	80t
9. Chris Clemons	12/28/2008 vs. Cowboys	73t
10. Reggie White	9/13/1987 at Redskins	70t

MOST FUMBLE RETURNS FOR TD, CAREER

PLAYER	YEARS	TDs
1. Seth Joyner	1986-93	3
2. Fletcher Cox	2012-17	2
Juqua Parker	2005-11	2
Sheldon Brown	2002-09	2
Kevin Curtis	2007-09	2
William Thomas	1991-97	2
Reggie White	1985-92	2
Clyde Simmons	1986-90	2
Greg Brown	1981-84	2
Will Wynn	1973-76	2

MOST BLOCKED PUNTS RETURNED FOR TD

PLAYER	TDs
1. (11 times) last Najee Goode (12/6/15 at Patriots) (24 yards)	1

MOST BLOCKED FGs RETURNED FOR TD

PLAYER	TDs
1. (2 times) last Matt Ware (10/23/05 vs. Chargers) (65 yards)	1

LONGEST RETURN AFTER MISSED FIELD GOAL

PLAYER	GAME	YARDS
1. Al Nelson	9/26/1971 vs. Cowboys	101t
2. Al Nelson	12/11/1966 vs. Browns	100t
3. Timmy Brown	9/16/1962 vs. StL Cardinals	99

ALL-TIME REGULAR SEASON PUNTING



ALL-TIME LEADING PUNTERS, GROSS AVERAGE (min. 100 punts)

Player	Years	Punts	Yards	Gross	Net	In20	Lg	Blk
1. Donnie Jones	2013-2017 (5)	359	16,338	45.51	40.5	134	72	4
2. Joe Muha	1946-1950(5)	179	7,688	42.95	NA	NA	82	2
3. Sav Rocca	2007-2010 (4)	299	12,817	42.87	37.6	102	65	1
4. Sean Landeta	1999-2002, 2005 (5)	376	16,092	42.80	35.9	96	64	1
5. King Hill	1961-1968(8)	254	10,765	42.38	NA	NA	80	0

BEST GROSS PUNTING AVERAGE, SEASON (min. 40 punts)

Name	Year	Punts	Yards	Gross	Net	In20	Lg	Blk
1. Joe Muha	1948	57	2,694	47.26	NA	NA	82	0
2. Donnie Jones	2015	86	4,038	46.95	41.6	29	64	2
3. Mat McBriar	2012	55	2,560	46.55	36.5	13	66	1
4. Donnie Jones	2017	52	2,400	46.15	40.8	17	61	1
5. Donnie Jones	2016	63	2,888	45.84	40.7	21	72	0
6. Donnie Jones	2013	82	3,681	44.89	40.5	33	70	1

ALL-TIME LEADING PUNTERS, NET AVERAGE (min. 100 punts)

Player	Years	Punts	Yards	Gross	Net	In20	Lg	Blk
1. Donnie Jones	2013-2017 (5)	359	16,338	45.51	40.5	134	72	4
2. Sav Rocca	2007-2010 (4)	299	12,817	42.87	37.6	102	65	1
3. Dirk Johnson	2003-2006(4)	268	11,180	41.72	36.0	79	62	0
4. Sean Landeta	1999-2002, 2005 (5)	376	16,092	42.80	35.9	96	64	1
5. Jeff Feagles	1990-1993(3)	324	13,448	41.51	35.4	106	77	3

BEST NET PUNTING AVERAGE, SEASON (min. 40 punts)

Name	Year	Punts	Yards	Gross	Net	In20	Lg	Blk
1. Donnie Jones	2015	86	4,038	47.0	41.6	29	64	2
2. Donnie Jones	2017	52	2,400	46.15	40.8	17	61	1
3. Donnie Jones	2016	63	2,888	45.8	40.7	21	72	0
4. Donnie Jones	2013	82	3,681	44.9	40.5	33	70	1
5. Sav Rocca	2010	73	3,195	43.8	39.0	28	63	0
6. Donnie Jones	2014	76	3,331	43.8	38.9	34	68	0

Note: net average became an official stat in 1976

Led NFL

Led Conference

MOST PUNTS, Career

PLAYER	PUNTS
1. Adrian Burk	393
2. Sean Landeta	376
3. Tom Hutton	349
4. John Teltschik	345
5. Max Runager	332

MOST PUNTS INSIDE 20, Career

PLAYER	IN20
1. Donnie Jones	133
2. Jeff Feagles	106
3. Sav Rocca	102
4. Sean Landeta	96
5. Dirk Johnson	79

Inside-the-20 became official stat in 1976

MOST PUNTS, Season

PLAYER (YEAR)	PUNTS
1. John Teltschik (1986)	108
2. Sean Landeta (1999)	107
3. Tom Hutton (1998)	104
4. John Teltschik (1988)	98
5. Sean Landeta (2001)	97

MOST PUNTS INSIDE 20, Season

PLAYER (YEAR)	IN20
1. Donnie Jones (2014)	34
2. Donnie Jones (2013)	33
3. Jeff Feagles (1993)	31
4. Donnie Jones (2015)	29

Jeff Feagles (1991) 29
Inside-the-20 became official stat in 1976

TOP SINGLE-GAME PUNTING PERFORMANCES

LONGEST PUNT

PLAYER	GAME	YARDS
1. Randall Cunningham	12/3/1989 at Giants	91
2. Joe Muha	10/10/1948 vs. Giants	82
3. Randall Cunningham	10/16/1994 at Cowboys	80
King Hill	11/11/1962 vs. Packers	80
5. Jeff Feagles	9/15/1991 at Cowboys	77

MOST PUNTS, Game

PLAYER	GAME	PUNTS
1. John Teltschik	12/6/1987 at NY Giants	15
2. Adrian Burk	12/12/1954 vs. Giants	12
Adrian Burk	11/2/1952 at Packers	12
Len Barnum	10/4/1942 vs. Redskins	12
Emmett Mortell	10/10/1937 at Redskins	12

BEST GROSS PUNTING AVERAGE, Game (min. 4 punts)

PLAYER	GAME	AVG.
1. Mat McBriar	10/14/2012 vs. Lions	56.6
2. Chas Henry	9/9/2012 at Browns	55.0
3. Donnie Jones	10/19/2015 vs. Giants	54.3
4. Donnie Jones	9/15/2014 at Colts	53.8
5. Len Barnum	9/13/1942 at Steelers	53.5
Len Barnum	9/20/1942 at Cleveland Rams	53.5

BEST NET PUNTING AVERAGE, Game (min. 4 punts, since 1976)

PLAYER	GAME	AVG.
1. Donnie Jones	11/17/2013 vs. Redskins	50.7
2. Donnie Jones	10/19/2015 vs. Giants	49.0
Sean Landeta	9/23/2001 at Seahawks	49.0
4. Jeff Feagles	10/5/1992 vs. Cowboys	48.8
5. Donnie Jones	12/22/2016 vs. Giants	47.8

ALL-TIME REGULAR SEASON PUNT RETURNS



ALL-TIME LEADING PUNT RETURNERS (min. 20 returns)

Player	Years	PR	FC	Yds	Avg	Lg	TDs
1. Ernie Steele	1942-48 (6)	44	NA	737	16.75	80t	1
2. Steve Van Buren	1944-51 (8)	34	NA	473	13.91	55t	2
3. Pat McHugh	1947-51 (5)	31	NA	402	12.97	69t	1
4. Brian Westbrook	2002-09 (8)	39	21	498	12.77	84t	2
5. Darren Sproles	2014-17 (4)	95	52	1,186	12.48	89t	4
6. Brian Mitchell	2000-02 (3)	117	66	1,369	11.70	76t	2
7. Frank Reagan	1949-51 (3)	27	NA	304	11.26	42	1
8. Bosh Pritchard	1942, 1947-51 (6)	91	NA	975	10.71	55t	1
9. Vai Sikahema	1992-93 (2)	73	30	778	10.66	87t	1
10. Larry Marshall	1974-77 (4)	104	16	1,086	10.44	48	0

BEST PUNT RETURN AVERAGE, SEASON (min. 15 returns)

Player	Year	PR	FC	Yds	Avg	Lg	TDs
1. Steve Van Buren	1944	15	NA	230	15.33	55	1
2. Brian Westbrook	2003	20	16	306	15.30	84t	2
3. DeSean Jackson	2009	29	15	441	15.21	85t	2
4. Alvin Haymond	1968	15	6	201	13.40	54t	1
5. Darren Sproles	2016	17	13	224	13.18	66	0
6. Darren Sproles	2014	39	16	506	12.97	82t	2
7. Reno Mahe	2005	21	9	269	12.81	44	0
8. Frank Reagan	1949	21	NA	266	12.67	42	1
9. Kelvin Martin	1995	17	10	214	12.59	38	0
10. Vai Sikahema	1992	40	10	503	12.58	87t	1
11. Brian Mitchell	2002	46	11	567	12.32	76t	1

Led NFL

Led Conference

TOP SINGLE-GAME PUNT RETURN PERFORMANCES

MOST PUNT RETURN YARDS, Game

PLAYER	GAME	YARDS
1. Alvin Haymond	10/6/1968 at Redskins	140
2. Darren Sproles	12/6/2015 at Patriots	115
3. Vai Sikahema	11/22/1992 at NY Giants	111
4. Kenjon Barner	10/8/2017 vs. Cardinals	110
5. Reno Mahe	12/5/2005 vs. Seahawks	108

MOST PUNT RETURNS, Game

PLAYER	GAME	PR
1. Larry Marshall	9/18/1977 vs. Buccaneers	9
2. DeSean Jackson	9/7/2008 vs. Rams	8
Evan Cooper	10/26/1986 vs. Chargers	8
Vai Sikahema	12/13/1992 at Seahawks	8
5. (7 times) last by Reno Mahe	12/5/2005 vs. Seahawks	7

BEST PUNT RETURN AVERAGE, Game (min. 3 punt returns)

PLAYER	GAME	AVG.
1. Kenjon Barner	10/8/2017 vs. Cardinals	36.7
2. Brian Mitchell	11/25/2002 at 49ers	33.0
3. Darren Sproles	9/27/2015 at NY Jets	29.7
4. Darren Sproles	9/18/2014 at 49ers	28.7
5. Darren Sproles	11/10/2014 vs. Panthers	28.3
Clyde Scott	10/30/1949 at Steelers	28.3

MOST PUNT RETURNS, Career

PLAYER	RETURNS
1. Wally Henry	148
2. DeSean Jackson	131
3. Brian Mitchell	117
John Sciarra	117
5. Bill Bradley	111

MOST PUNT RETURN YARDS, Career

PLAYER	YARDS
1. Brian Mitchell	1,369
2. DeSean Jackson	1,294
3. Wally Henry	1,231
4. Darren Sproles	1,186
5. Larry Marshall	1,086

MOST PUNT RETURN TDs, Career

PLAYER	TDs
1. Darren Sproles	4
DeSean Jackson	4
3. Brian Westbrook	2
Brian Mitchell	2
Steve Van Buren	2

MOST PUNT RETURNS, Season

PLAYER (YEAR)	RETURNS
1. Wally Henry (1981)	54
2. Rod Harris (1991)	53
3. DeSean Jackson (2008)	50
4. Brian Mitchell (2002)	46
Larry Marshall (1977)	46

MOST PUNT RETURN YARDS, Season

PLAYER (YEAR)	YARDS
1. Brian Mitchell (2002)	567
2. Darren Sproles (2014)	506
3. Vai Sikahema (1992)	503
4. Larry Marshall (1977)	489
5. Brian Mitchell (2001)	467

MOST PUNT RETURN TDs, Season

PLAYER (YEAR)	TDs
1. Darren Sproles (2015)	2
Darren Sproles (2014)	2
DeSean Jackson (2009)	2
Brian Westbrook (2003)	2

LONGEST PUNT RETURNS

PLAYER (GAME)	YARDS
1. Damaris Johnson (12/2/2012 at Cowboys)	98t
2. Darren Sproles (9/27/2015 at Jets)	89t
3. Vai Sikahema (11/22/1992 at Giants)	87t
4. DeSean Jackson (9/13/2009 at Panthers)	85t
5. Brian Westbrook (10/19/2003 at Giants)	84t
6. Darren Sproles (12/6/2015 at Patriots)	83t
7. Darren Sproles (9/28/2014 at 49ers)	82t
8. Brian Westbrook (12/21/2003 vs. 49ers)	81t
Tommy McDonald (10/4/1959 vs. Giants)	81t
10. Ernie Steele (10/25/1942 at Bears)	(lateral) 80t

ALL-TIME REGULAR SEASON KICKOFF RETURNS



ALL-TIME LEADING KICKOFF RETURNERS (min. 25 returns)

Player	Years	KOR	Yds	Avg	Lg	TDs
1. Josh Huff	2014-16 (3)	42	1,165	27.74	107t	2
2. Steve Van Buren	1944-51 (8)	76	2,030	26.71	98t	3
3. Irv Cross	1961-69 (6)	28	745	26.61	74	0
4. Timmy Brown	1960-67 (8)	169	4,483	26.53	105t	5
5. Al Nelson	1965-73 (9)	101	2,625	25.99	78	0
6. Wilbert Montgomery	1977-84 (8)	32	814	25.44	99t	1
7. Quintin Demps	2008-09 (2)	58	1,469	25.33	100t	1
8. Brian Mitchell	2000-02 (3)	131	3,311	25.27	94t	2
9. Allen Rossum	1998-99 (2)	98	2,427	24.77	89t	1
10. Billy Walik	1970-72 (3)	67	1,640	24.48	82	0
11. Alvin Haymond	1968 (1)	28	677	24.18	98t	1

BEST KICKOFF RETURN AVERAGE, SEASON (min. 1.25 ret/gm)

Player	Years	KOR	Yds	Avg	Lg	TDs
1. Al Nelson	1972	25	728	29.12	78	0
2. Steve Van Buren	1945	13	373	28.69	98t	1
3. Timmy Brown	1963	33	945	28.64	100t	1
4. Timmy Brown	1966	20	562	28.10	93t	2
5. Timmy Brown	1961	29	811	27.97	105t	1
6. Timmy Brown	1962	30	831	27.70	99t	1
7. Hershel Walker	1994	21	581	27.67	94t	1
8. Don Stevens	1952	16	433	27.06	51	0
9. Brian Mitchell	2002	43	1,162	27.02	57	0
10. Wilbert Montgomery	1977	23	619	26.91	99t	1

Led NFL

Led Conference

TOP SINGLE-GAME KICKOFF RETURN PERFORMANCES

MOST KICKOFF RETURN YARDS, Game

PLAYER	GAME	YARDS
1. Derrick Witherspoon	11/24/1996 at Ari. Cardinals	253
2. Timmy Brown	11/6/1966 vs. Cowboys	247
3. Allen Rossum	11/14/1999 vs. Redskins	222
4. Quintin Demps	11/9/2008 vs. Giants	220
5. Duce Staley	11/30/1997 vs. Bengals	195

MOST KICKOFF RETURNS, Game

PLAYER	GAME	KOR
1. Quintin Demps	11/9/2008 vs. Giants	8
Allen Rossum	11/21/1999 vs. Colts	8
Derrick Witherspoon	11/24/1996 at Ari. Cardinals	8
4. (5 times) last by Ellis Hobbs	9/20/2009 vs. Saints	7

BEST KICKOFF RETURN AVERAGE, Game (min. 3 kickoff returns)

PLAYER	GAME	AVG
1. Timmy Brown	9/22/1963 vs. Cardinals	59.0
2. Alvin Haymond	9/22/1968 vs. NY Giants	51.0
3. Timmy Brown	11/6/1966 vs. Cowboys	49.4
4. Derrick Witherspoon	9/22/1996 at Falcons	48.0
5. Allen Rossum	11/14/1999 vs. Redskins	44.4

MOST KICKOFF RETURNS FOR A TD, Game

PLAYER	GAME	TDs
1. Timmy Brown	11/6/1966, 93 & 90 yards vs. Cowboys	2*

* NFL Record

MOST KICKOFF RETURNS, Career

PLAYER	RETURNS
1. Timmy Brown	169
2. Brian Mitchell	131
3. Al Nelson	101
4. Allen Rossum	98
5. Larry Marshall	88

MOST KICKOFF RETURN YARDS, Career

PLAYER	YARDS
1. Timmy Brown	4,483
2. Brian Mitchell	3,311
3. Al Nelson	2,625
4. Allen Rossum	2,427
5. Larry Marshall	2,075

MOST KICKOFF RETURN TDs, Career

PLAYER	TDs
1. Timmy Brown	5
2. Derrick Witherspoon	3
Steve Van Buren	3
4. Josh Huff	2
Brian Mitchell	2

MOST KICKOFF RETURNS, Season

PLAYER (YEAR)	RETURNS
1. Allen Rossum (1999)	54
2. Derrick Witherspoon (1996)	53
3. Quintin Demps (2008)	52
4. Herman Hunter (1985)	48
5. Brian Mitchell (2000)	47
Duce Staley (1997)	47

MOST KICKOFF RETURN YARDS, Season

PLAYER (YEAR)	YARDS
1. Allen Rossum (1999)	1,347
2. Quintin Demps (2008)	1,314
3. Derrick Witherspoon (1996)	1,271
4. Brian Mitchell (2002)	1,162
5. Duce Staley (1997)	1,139

MOST KICKOFF RETURN TDs, Season

PLAYER (YEAR)	TDs
1. Derrick Witherspoon (1996)	2

LONGEST KICKOFF RETURNS

PLAYER (GAME)	YARDS
1. Josh Huff (11/23/2014 vs. Titans)	107t
2. Timmy Brown (9/17/1961 vs. Browns)	105t
3. Russ Craft (10/7/1950 vs. LA Rams)	103t
4. Chris Polk (9/21/2014 vs. Redskins)	102t
5. Quintin Demps (11/23/2008 at Ravens)	100t
Timmy Brown (9/22/1963 vs. StL. Cardinals)	100t
Dave Smukler (11/13/1938 at Brooklyn Dodgers)	100t

STARTING QB RECORDS / NFL RECORDS



STARTING QUARTERBACK RECORDS

Year Quarterbacks (Record as a starter)

1956 Bobby Thomason (3-5-1), Adrian Burk (0-3)
1957 Thomason (2-5), Sonny Jurgensen (2-3)
1958 Norm Van Brocklin (2-9-1)
1959 Van Brocklin (7-5)
1960 Van Brocklin (10-2)
1961 Jurgensen (10-4)
1962 Jurgensen (3-9-1), King Hill (0-1)
1963 Jurgensen (2-6-1), Hill (0-4-1)
1964 Norm Snead (4-6), Hill (1-1), Jack Concannon (1-1)
1965 Snead (4-5), Hill (1-4)
1966 Snead (5-5), Hill (2-0), Concannon (2-0)
1967 Snead (6-7-1)
1968 Snead (2-9), Hill (0-2), John Huarte (0-1)
1969 Snead (4-8-1), George Mira (0-1)
1970 Snead (3-9-1), Rick Arrington (0-1)
1971 Pete Liske (5-5), Arrington (1-2-1)
1972 John Reaves (0-7), Liske (2-4-1)
1973 Roman Gabriel (5-8-1)
1974 Gabriel (4-7), Mike Boryla (3-0)
1975 Gabriel (2-7), Boryla (2-3)
1976 Boryla (3-7), Gabriel (1-3)
1977 Ron Jaworski (5-9)
1978 Jaworski (9-7)
1979 Jaworski (11-5)
1980 Jaworski (12-4)
1981 Jaworski (10-6)
1982 Jaworski (3-6)
1983 Jaworski (5-11)
1984 Jaworski (5-7-1), Joe Pisarcik (1-2)
1985 Jaworski (6-6), Randall Cunningham (1-3)
1986 Jaworski (3-6), Cunningham (1-3-1), Matt Cavanaugh (1-1)
1987 Cunningham (7-5), Scott Tinsley (0-3)
1988 Cunningham (10-6)
1989 Cunningham (11-5)
1990 Cunningham (10-6)
1991 Jim McMahon (8-3), Cunningham (1-0), Jeff Kemp (1-1), Brad Goebel (0-2)
1992 Cunningham (10-5), McMahon (1-0)
1993 Bubby Brister (4-4), Cunningham (4-0), Ken O'Brien (0-4)
1994 Cunningham (7-7), Brister (0-2)
1995 Rodney Peete (9-3), Cunningham (1-3)
1996 Ty Detmer (7-4), Peete (3-2)
1997 T. Detmer (2-5), Bobby Hoying (2-3-1), Peete (2-1)
1998 Hoying (1-6), Koy Detmer (1-4), Peete (1-3)
1999 Doug Pederson (2-7), Donovan McNabb (2-4), K. Detmer (1-0)
2000 McNabb (11-5)
2001 McNabb (11-5)
2002 McNabb (7-3), A.J. Feeley (4-1), K. Detmer (1-0)
2003 McNabb (12-4)
2004 McNabb (13-2), K. Detmer (0-1)
2005 McNabb (4-5), Mike McMahon (2-5)
2006 McNabb (5-5), Jeff Garcia (5-1)
2007 McNabb (8-6), Feeley (0-2)
2008 McNabb (9-6-1)
2009 McNabb (10-4), Kevin Kolb (1-1)
2010 Vick (8-3), Kolb (2-3)
2011 Vick (7-6), Vince Young (1-2)

2012 Vick (3-7), Nick Foles (1-5)

2013 Vick (2-4), Foles (8-2)

2014 Foles (6-2), Mark Sanchez (4-4)

2015 Sam Bradford (7-7), Sanchez (0-2)

2016 Carson Wentz (7-9)

2017 Carson Wentz (11-2), Nick Foles (1-0)

NFL RECORDS HELD BY AN EAGLE

Most Touchdown Passes, Game

7 Nick Foles (11/3/2013 at Raiders) and Adrian Burk (10/17/1954 at Redskins); tied with Sid Luckman, Bears (1943); George Blanda, Hou. Oilers (1961); Y.A. Tittle, Giants (1962); Joe Kapp, Vikings (1969); Peyton Manning, Broncos (2013) and Drew Brees, Saints (2015)

Longest Touchdown Pass

99 Ron Jaworski to Mike Quick, (11/10/1985 vs. Falcons) (OT); tied with many others

Most Interception Returns for TDs, Season

4 Eric Allen, 1993; tied with Jim Kearney, Chiefs (1972) and Ken Houston, Oilers (1971)

Most Interceptions, Game

4 Russ Craft (9/24/1950 at Cardinals); tied with 17 others

Most Kickoff Return TDs, Game

2 Timmy Brown (11/6/1966 vs. Cowboys), 93 and 90 yards; tied with Travis Williams, Packers (1967); Ron Brown, LA Rams (1985); Tyrone Hughes, Saints (1994); Chad Morton, Jets (2002); Devin Hester, Bears (2006); Andre Davis, Texans (2007); and Josh Cribbs, Browns (2009)

Most 50-Plus-Yard Touchdowns, Season

8 DeSean Jackson (2009); tied with Elroy "Crazy Legs" Hirsch, LA Rams (1951) and Devin Hester, Bears (2007)

ALL-TIME REGULAR SEASON ROOKIE RECORDS



PASSING

MOST ATTEMPTS, Season

1. Carson Wentz, 2016	607
2. Nick Foles, 2012	265
3. John Reaves, 1972	224
4. Donovan McNabb, 1999	216
5. Davey O'Brien, 1939	201
6. Mike Boryla, 1974	102
7. Foster Watkins, 1940	85
8. Randall Cunningham, 1985	81
9. Rick Arrington, 1970	73
Red Kirkman, 1933	73

MOST COMPLETIONS, Season

1. Carson Wentz, 2016	379
2. Nick Foles, 2012	161
3. John Reaves, 1972	108
4. Donovan McNabb, 1999	106
5. Davey O'Brien, 1939	99
6. Mike Boryla, 1974	60
7. Rick Arrington, 1970	37
8. Randall Cunningham, 1985	34
9. Sonny Jurgensen, 1957	33
10. Matt Barkley, 2013	30
Brad Goebel, 1991	30

MOST YARDS, Season

1. Carson Wentz, 2016	3,782
2. Nick Foles, 2012	1,699
3. John Reaves, 1972	1,508
4. Davey O'Brien, 1939	1,324
5. Donovan McNabb, 1999	948
6. Mike Boryla, 1974	580
7. Foster Watkins, 1940	565
8. Randall Cunningham, 1985	548
9. Sonny Jurgensen, 1957	470
10. Red Kirkman, 1933	354

MOST TD PASSES, Season

1. Carson Wentz, 2016	16
2. Donovan McNabb, 1999	8
3. John Reaves, 1972	7
4. Nick Foles, 2012	6
Davey O'Brien, 1939	6
6. Mike Boryla, 1974	5
Sonny Jurgensen, 1957	5

BEST COMP. PCT., SEASON (min. 75 atts.)

1. Carson Wentz, 2016	62.4
2. Nick Foles, 2012	60.8
3. Mike Boryla, 1974	58.8
4. Davey O'Brien, 1939	49.3
5. Donovan McNabb, 1999	49.1

BEST QB RATING, SEASON (min. 75 atts.)

1. Carson Wentz, 2016	79.3
2. Nick Foles, 2012	79.1
3. Mike Boryla, 1974	78.9
4. Donovan McNabb, 1999	60.1
5. John Reaves, 1972	58.4

RUSHING

MOST ATTEMPTS, Season

1. Po James (FB), 1972	182
2. Keith Byars (FB), 1986	177
3. Lee Bougness (FB), 1970	159
4. LeSean McCoy, 2009	155
5. Billy Barnes, 1957	143
6. James Joseph, 1991	135
7. Correll Buckhalter, 2001	129
8. Clarence Peaks, 1957	125
9. Mike Hogan, 1976	123
10. Leroy Keys, 1969	121

MOST YARDS, Season

1. LeSean McCoy, 2009	637
2. Correll Buckhalter, 2001	586
3. Keith Byars (FB) 1986	577
4. Po James (FB), 1972	565
5. Bryce Brown, 2012	564
6. Mike Hogan (FB), 1976	561
7. Billy Barnes, 1957	529
8. Clarence Peaks, 1957	495
9. Steve Van Buren, 1944	444
10. James Joseph, 1991	440

MOST TOUCHDOWNS, Season

1. Steve Van Buren, 1944	5
Don Johnson, 1953	5
3. Corey Clement	4
Bryce Brown, 2012	4
LeSean McCoy, 2009	4
Ken Keller, 1956	4
Mel Bleeker, 1944	4
Jim Castiglia (FB), 1941	4
9. Ryan Moats, 2005	3
Charlie Garner, 1994	3
Vaughn Hebron, 1993	3
Many others	3

RECEIVING

MOST RECEPTIONS, Season

1. Keith Jackson (TE), 1988	81
2. Jordan Matthews, 2014	67
3. DeSean Jackson, 2008	62
4. Don Looney (E), 1940	58
5. Jeremy Maclin, 2009	56
6. Charle Young (TE), 1973	55
7. Lee Bougness (RB), 1970	50
8. Reggie Brown, 2005	43
9. Victor Bailey, 1993	41
Junior Tautalasati (RB), 1986	41

MOST YARDS, Season

1. DeSean Jackson, 2008	912
2. Jordan Matthews, 2014	872
3. Keith Jackson (TE), 1988	869
4. Charle Young (TE), 1973	854
5. Jeremy Maclin, 2009	773
6. Fred Barnett, 1990	721
7. Don Looney (E), 1940	707
8. Calvin Williams, 1990	602
9. Reggie Brown, 2005	571
10. Victor Bailey, 1993	545

RECEIVING (Cont.)

MOST TOUCHDOWNS, Season

1. Calvin Williams, 1990	9
2. Jordan Matthews, 2014	8
Fred Barnett, 1990	8
Bobby Walston (E), 1951	8
5. Pete Pihos (E), 1947	7
6. Keith Jackson (TE), 1988	6
Charle Young (TE), 1973	6
8. Hal Giancanelli (B), 1953	5
9. Zach Ertz (TE), 2013	4
Jeremy Maclin (WR), 2009	4
Many others	4

TOTAL OFFENSE

MOST SCRIMMAGE YARDS, Season

1. DeSean Jackson (WR), 2008	1,008
2. LeSean McCoy (RB), 2009	945
3. Charle Young (TE), 1973	878
4. Jordan Matthews (WR), 2014	872
5. Keith Jackson (TE), 1988	869
6. Lee Bougness (RB), 1970	802
7. Jeremy Maclin (WR), 2009	766
8. Billy Barnes (RB), 1957	741
9. Fred Barnett (WR), 1990	734
10. Po James (FB), 1972	721

MOST TOUCHDOWNS, Season

1. Calvin Williams (WR), 1990	9
2. Jordan Matthews (WR), 2014	8
Fred Barnett (WR), 1990	8
Bobby Walston (E), 1951	8
Pete Pihos (E), 1947	8
Mel Bleeker (RB), 1944	8
7. Charle Young (TE), 1973	7
Don Johnson (RB), 1953	7
Steve Van Buren (RB), 1944	7
10. Corey Clement (RB), 2017	6
Keith Jackson (TE), 1988	6
Hal Giancanelli (B), 1953	6

ALL-TIME REGULAR SEASON ROOKIE RECORDS



SACKS (since 1982)

MOST SACKS, Season

1. Corey Simon (DT), 2000	9.5
2. Derrick Burgess (DE), 2001	6.0
3. Fletcher Cox (DT), 2012	5.5
Mike Mamula (DE), 1995	5.5
5. Derek Barnett (DE), 2017	5.0
Trent Cole (DE), 2005	5.0
7. Jerome Brown (DT), 1987	4.0
8. Mike Patterson (DT), 2005	3.5
9. Brandon Graham (DE), 2010	3.0
10. Destiny Vaeao (DT), 2016	2.0
Five others	2.0

INTERCEPTIONS (since 1940)

MOST INTERCEPTIONS, Season

1. Tom Brookshier (DB), 1953	8
Bibbles Bawel (B), 1952	8
3. Herman Edwards (DB), 1977	6
4. Eric Allen (DB), 1988	5
Randy Logan (S), 1973	5
Jerry Norton (DB), 1954	5
Steve Van Buren (B), 1944	5
8. Roynell Young (CB), 1980	4
Brenard Wilson (S), 1979	4
10. Nate Allen (S), 2010, others with	3

PUNT RETURNS

MOST PUNT RETURNS, Season

1. DeSean Jackson, 2008	50
2. Evan Cooper, 1984	40
3. Bibbles Bawel, 1952	34
4. Bill Bradley, 1969	28
5. Damaris Johnson, 2012	26
Tommy McDonald, 1957	26
7. Allen Rossum, 1998	22
8. Jerry Norton, 1954	21
9. Bobby Morse, 1987	20
Billy Walik, 1970	20

MOST PUNT RETURN YARDS, Season

1. DeSean Jackson, 2008	440
2. Damaris Johnson, 2012	291
3. Bibbles Bawel, 1952	261
4. Evan Cooper, 1984	250
5. Steve Van Buren, 1944	230
6. Dexter Wynn, 2004	194
7. Allen Rossum, 1998	187
8. Ernie Steele, 1942	184
9. Bill Bradley, 1969	181
10. Don Stevens, 1952	172

BEST PUNT RETURN AVERAGE, Season

1. Pat McHugh, 1947, 10 returns	15.69
2. Steve Van Buren, 1944, 15	15.33
3. Damaris Johnson, 2012, 22	11.19
4. Dexter Wynn, 2004, 18	10.78
5. Don Stevens, 1952, 16	10.75
6. Jorrick Calvin, 2010, 12	10.42
7. Ken Keller, 1956, 15	9.73
Bosh Pritchard, 1942, 11	9.73
9. DeSean Jackson, 2008, 50	8.80
10. Allen Rossum, 1998, 22	8.50
11. Art Powell, 1959, 15	8.27
minimum 10 returns, since 1941	

KICKOFF RETURNS

MOST KICKOFF RETURNS, Season

1. Quintin Demps, 2008	52
2. Herman Hunter, 1985	48
3. Duce Staley, 1997	47
4. Brandon Boykin, 2012	45
5. Allen Rossum, 1998	44
6. J.R. Reed, 2004	33
7. Jorrick Calvin, 2010	32
Billy Walik, 1970	32
9. Dion Lewis, 2011	31
10. Ted Dean, 1960	26
Al Nelson, 1965	26

MOST KICKOFF RETURN YARDS, Season

1. Quintin Demps, 2008	1,314
2. Duce Staley, 1997	1,139
3. Allen Rossum, 1998	1,080
4. Herman Hunter, 1985	1,047
5. Brandon Boykin, 2012	1,037
6. Billy Walik, 1970	805
7. J.R. Reed, 2004	761
8. Jorrick Calvin, 2010	692
9. Al Nelson, 1965	683
10. Dion Lewis, 2011	669

BEST KICKOFF RETURN AVG, Season

1. Josh Huff, 2014, 14 returns	29.64
2. Tommy McDonald, 1957, 11	27.64
3. Israel Lang, 1964, 13	27.08
4. Art Powell, 1959, 14	27.07
5. Don Stevens, 1952, 16	27.06
6. Wilbert Montgomery, 1977, 23	26.91
7. Al Nelson, 1965, 26	26.27
8. Quintin Demps, 2008, 52	25.27
9. Billy Walik, 1970, 32	25.16
10. Allen Rossum, 1998, 44	24.55
minimum 10 returns, since 1941	

KICKING

MOST FIELD GOALS MADE, Season

1. Cody Parkey, 2014	32
2. Paul McFadden, 1984	30
3. Jake Elliott, 2017	24
Alex Henery, 2011	24
5. Tony Franklin, 1979	23

MOST FIELD GOAL ATTEMPTS, Season

1. Paul McFadden, 1984	37
2. Cody Parkey, 2014	36
3. Tony Franklin, 1979	31
4. Jake Elliott, 2017	28
5. Alex Henery, 2011	27

BEST FIELD GOAL PERCENTAGE, Season

1. Cody Parkey, 2014, 32-36	88.9
Alex Henery, 2011, 24-27	88.9
3. Jake Elliott, 2017, 24-28	85.7
4. Paul McFadden, 1984, 30-37	81.1
5. Tony Franklin, 1979, 23-31	74.2

MOST KICKING POINTS, Season

1. Cody Parkey, 2014	150
2. Alex Henery, 2011	118
3. Paul McFadden, 1984	116
4. Jake Elliott, 2017	110
5. Tony Franklin, 1979	105

PUNTING

MOST PUNTS, Season

1. John Teltchik, 1986	108
2. Tom Hutton, 1995	85
3. Merritt Kersey, 1974	82
4. Max Runager, 1979	74
Bill Bradley, 1969	74

MOST PUNTING YARDS, Season

1. John Teltchik, 1986	4,493
2. Tom Hutton, 1995	3,682
3. Sav Rocca, 2007	3,066
4. Merritt Kersey, 1974	2,959
5. Bill Bradley, 1969	2,942

BEST GROSS PUNTING AVERAGE, Season

1. Tom Hutton, 1995, 85	43.32
2. Chas Henry, 2011, 66	42.88
3. Sav Rocca, 2007, 73	42.00
4. John Teltchik, 1986, 108	41.60
5. Bill Bradley, 1969, 74	39.76

SUPERLATIVE ROOKIE PERFORMANCES



100-YARD RUSHING PERFORMANCES, ROOKIES

PLAYER (GAME)	DATE	YDS (ATT-LG-TD)
1. Bryce Brown vs. Panthers (L)	11/26/2012	178 (19-65t-2)
2. Bryce Brown at Cowboys (L)	12/2/2012	169 (24-39-2)
3. Correll Buckhalter vs. Cardinals (L)	10/7/2001	134 (21-37-0)
4. Steve Van Buren at Bk. Tigers (W)	11/5/1944	129 (12-70t-2)
5. Keith Byars vs. StL Cardinals (T) OT	12/7/1986	127 (24-32-0)
6. Charlie Garner vs. Redskins (W)	10/9/1994	122 (28-12-0)
7. Don Johnson at Giants (L)	11/29/1953	121 (13-63t-1)
8. Ryan Moats vs. Giants (L) OT	12/11/2005	114 (11-40t-2)
9. Charlie Garner at 49ers (W)	10/2/1994	111 (16-28t-2)
10. Toy Ledbetter at Bal. Colts (W)	10/15/1950	107 (23-14-1)
11. Mike Hogan vs. Seahawks (W)	12/12/1976	104 (19-18-0)
Bosh Pritchard at Bk. Dodgers (W)	11/15/1942	104 (14-26-0)
13. Wilbert Montgomery vs. Jets (W)	12/18/1977	103 (22-27-2)
14. Mike Hogan vs. Redskins (L) OT	9/27/1976	100 (22-32-0)
Don Johnson vs. Bal.Colts (W)	11/15/1953	100 (11-66t-2)

100-YARD RECEIVING PERFORMANCES, ROOKIES

PLAYER (GAME)	DATE	YDS (REC, TD)
1. Don Looney at Redskins (L)	12/1/1940	180 (14, 0)
2. Hank Baskett vs. Falcons (W)	12/31/2006	177 (7, 1)
3. Jeremy Maclin at Cowboys (L)	1/9/2010 - NFC-WC	146 (7, 1)
4. Jeremy Maclin vs. Buccaneers (W)	10/11/2009	142 (6, 2)
Keith Jackson at Bears (L)	12/31/1988 - NFC-D	142 (7, 0)
6. Jordan Matthews vs. Panthers (W)	11/10/2014	138 (7, 2)
7. Don Looney at Cle. Rams (L)	9/22/1940	129 (8, 2)
8. Clyde Scott at Redskins (W)	11/13/1949	127 (4, 1)
9. Herman Hunter vs. LA Rams (W)	10/13/1985	120 (6, 1)
10. Fred Meyer at Redskins (L)	11/1/1942	119 (4, 0)
11. Bobby Walston at Giants (L)	10/21/1951	118 (6, 2)
12. Don Looney at Packers (L)	9/15/1940	115 (8, 1)
13. Fred Barnett vs. Vikings (W)	10/15/1990	114 (4, 1)
14. Charle Young (TE) at Cowboys (L)	11/18/1973	113 (4, 1)
15. Hank Baskett vs. Cowboys (W)	10/8/2006	112 (3, 1)
Fred Barnett at Bills (L)	12/2/1990	112 (2, 1)
Charle Young (TE) at 49ers (L)	12/2/1973	112 (6, 1)
18. DeSean Jackson at Cowboys (L)	9/15/2008	110 (6, 0)
19. Fred Barnett vs. Packers (W)	12/16/1990	108 (5, 0)
Charle Young (TE) vs. Patriots (W)	11/4/1973	108 (8, 2)
Pete Pihos vs. Packers (W)	12/14/1947	108 (4, 1)
22. Jordan Matthews at Packers (L)	11/16/2014	107 (5, 1)
23. DeSean Jackson vs. Rams (W)	9/7/2008	106 (6, 0)
24. Jordan Matthews at Giants (W)	12/28/2014	105 (8, 1)
25. Charle Young (TE) at Redskins (L)	12/16/1973	104 (5, 1)

LONGEST RUSHING TDs, ROOKIES

PLAYER (GAME)	YARDS
1. Herman Hunter (11/24/1985 at Cowboys)	74t
2. John Brewer (10/4/1952 vs. Giants)	71t
3. Steve Van Buren (11/5/1944 at Brooklyn Tigers)	70t
John Kusko (11/22/1936 vs. Bears)	70t
5. LeSean McCoy (11/1/2009 vs. Giants)	66t
Don Johnson (11/15/1953 vs. Baltimore Colts)	66t
7. Bryce Brown (12/26/2012 vs. Panthers)	65t
8. Don Johnson (11/29/1953 at Giants)	63t
9. Ryan Moats (12/18/2005 at Rams)	59t
10. Ken Keller (10/14/1956 at Steelers)	51t

LONGEST KICKOFF RETURNS, ROOKIES

PLAYER	DATE	YARDS
1. Josh Huff vs. Titans (W)	11/23/2014	107t
2. Quintin Demps at Ravens (L)	11/23/2008	100t
3. Wilbert Montgomery vs. Giants (W)	12/11/1977	99t
4. Steve Van Buren vs. Giants (T)	11/12/1944	97t
Bosh Pritchard at Redskins (L)	11/1/1942	97t
6. Art Powell vs. Giants (W)	10/4/1959	95
7. Andre Waters vs. Redskins (W)	11/18/1984	89t
8. Wendell Smallwood at Redskins (L)	10/16/2016	86t
9. Billy Walik at Packers (L)	10/25/1970	82
10. Jim Castiglia vs. Redskins (L)	10/19/1941	72

LONGEST PUNT RETURNS, ROOKIES

PLAYER	DATE	YARDS
1. Damaris Johnson at Cowboys (L)	12/2/2012	98t
2. Clyde Scott at Steelers (W)	10/30/1949	70t
3. Pat McHugh at Boston Yanks (L)	11/23/1947	69t
4. DeSean Jackson vs. Redskins (L)	10/5/2008	68t
5. Bob Shann vs. Lions (L)	12/19/1965	63t
6. Ernie Steele at NY Giants (L)	10/11/1942	62
7. DeSean Jackson vs. Rams (W)	9/7/2008	60
8. Art Powell vs. Steelers (W)	10/11/1959	58t
9. Don Stevens vs. Redskins (W)	11/9/1952	56t
10. Steve Van Buren vs. Boston Yanks (W)	10/22/1944	55t

TOP PASSING PERFORMANCES, ROOKIES

PLAYER (GAME)	YARDS
1. Nick Foles (12/9/2012 at Buccaneers)	381
2. Carson Wentz (11/6/2016 at Giants)	364
3. Nick Foles (12/23/2012 vs. Redskins)	345
4. Carson Wentz (12/11/2016 vs. Redskins)	314
5. Carson Wentz (12/4/2016 at Bengals)	308
6. Carson Wentz (9/25/2016 vs. Steelers)	301
7. Davey O'Brien (11/12/1939 vs. Packers)	289
8. Carson Wentz (9/11/2016 vs. Browns) - first start	278

PLAYER (GAME)	COMPLETIONS
1. Carson Wentz (12/4/2016 at Bengals)	36
2. Carson Wentz (12/11/2016 vs. Redskins)	32
Carson Wentz (10/30/2016 at Cowboys)	32
Nick Foles (12/23/2012 vs. Redskins)	32
Nick Foles (12/9/2012 at Buccaneers)	32

PLAYER (GAME)	TOUCHDOWNS
1. Donovan McNabb (1/2/2000 vs. StL Rams)	3
Sonny Jurgensen (11/24/1957 vs. Redskins)	3
3. many times	2

LONGEST RECEIVING TDs, ROOKIES

PLAYER (GAME)	YARDS
1. Fred Barnett (12/2/1990 at Bills)	95t
2. Hank Baskett (12/31/2006 vs. Falcons)	89t
3. Hank Baskett (10/8/2006 vs. Cowboys)	87t
4. Kenny Jackson (10/21/1984 vs. NY Giants)	83t
5. Charle Young (11/18/1973 at Cowboys)	80t
6. Mel Bleeker (10/22/1944 vs. Boston Yanks)	75t
7. Glen Young (11/6/1983 vs. Cowboys)	71t
8. Clyde Scott (11/13/1949 at Redskins)	70t

ALL-TIME 300-YARD PASSING GAMES



Date	Player/Opponent/Result	Att-Cmp-Yd-TD-INT		
12/3/17	Carson Wentz at Seahawks (L)	45-29-348-1-1	12/5/04	Donovan McNabb vs. Packers (W)
10/8/17	Carson Wentz vs. Cardinals (W)	30-21-304-4-1	11/15/04	Donovan McNabb at Cowboys (W)
9/17/17	Carson Wentz at Chiefs (L)	46-25-333-2-1	10/24/04	Donovan McNabb at Browns (W) OT
9/10/17	Carson Wentz at Redskins (W)	39-26-307-2-1	9/26/04	Donovan McNabb at Lions (W)
12/11/16	Carson Wentz* vs. Redskins (L)	46-32-314-1-1	9/12/04	Donovan McNabb vs. Giants (W)
12/4/16	Carson Wentz* at Bengals (L)	60-36-308-1-3	11/16/03	Donovan McNabb vs. Giants (W)
11/6/16	Carson Wentz* at Giants (L)	47-27-364-0-2	11/2/03	Donovan McNabb at Falcons (W)
9/25/16	Carson Wentz* vs. Steelers (W)	31-23-301-2-0	9/9/01	Donovan McNabb vs. Rams (L)
1/3/16	Sam Bradford at Giants (W)	38-30-320-2-1	12/10/00	Donovan McNabb at Browns (W)
12/26/15	Sam Bradford vs. Redskins (L)	56-37-380-1-0	10/1/00	Donovan McNabb vs. Falcons (W)
12/20/15	Sam Bradford vs. Cardinals (L)	41-28-361-2-2	11/30/97	Bobby Hoying vs. Bengals (W)
10/11/15	Sam Bradford vs. Saints (W)	45-32-333-2-2	11/24/96	Ty Detmer at Cardinals (L)
9/14/15	Sam Bradford at Falcons (L)	52-36-336-1-2	11/10/96	Ty Detmer vs. Bills (L)
12/20/14	Mark Sanchez at Redskins (L)	50-37-374-2-1	10/27/96	Ty Detmer vs. Panthers (W)
11/23/14	Mark Sanchez vs. Titans (W)	43-30-307-1-2	12/24/94	Bubby Brister at Bengals (L)
11/16/14	Mark Sanchez at Packers (L)	44-26-346-2-2	12/4/94	R. Cunningham vs. Cowboys (L)
11/10/14	Mark Sanchez vs. Panthers (W)	37-20-332-2-0	10/24/94	R. Cunningham vs. Oilers (W)
10/26/14	Nick Foles at Cardinals (L)	62-36-411-2-2	9/12/94	R. Cunningham vs. Bears (W)
9/21/14	Nick Foles vs. Redskins (W)	41-27-325-3-0	9/4/94	R. Cunningham at Giants (L)
9/15/14	Nick Foles at Colts (W)	37-21-331-1-1	1/3/94	Bubby Brister at 49ers (W) OT
9/7/14	Nick Foles vs. Jaguars (W)	45-27-322-2-1	9/19/93	R. Cunningham vs. Redskins (W)
12/15/13	Nick Foles at Vikings (L)	48-30-428-3-1	12/13/92	R. Cunningham at Seahawks (W) OT
11/3/13	Nick Foles at Raiders (W)	28-22-406-7-0	11/10/91	Jim McMahon at Browns (W)
9/15/13	Michael Vick vs. Chargers (L)	36-23-428-2-0	12/18/89	R. Cunningham at Saints (L)
12/23/12	Nick Foles* vs. Redskins (L)	48-32-345-1-1	10/2/89	R. Cunningham at Bears (L)
12/9/12	Nick Foles* at Buccaneers (W)	51-32-381-2-0	9/17/89	R. Cunningham at Redskins (W)
10/14/12	Michael Vick vs. Lions (L)	46-28-311-2-2	12/31/88	<u>R. Cunningham at Bears (L)</u>
9/16/12	Michael Vick vs. Ravens (W)	32-23-371-1-2	11/6/88	R. Cunningham vs. Rams (W)
9/9/12	Michael Vick at Browns (W)	56-29-317-2-4	10/10/88	R. Cunningham vs. Giants (W)
1/1/12	Michael Vick vs. Redskins (W)	39-24-335-3-1	11/29/87	R. Cunningham at Patriots (W) OT
11/27/11	Vince Young vs. Patriots (L)	48-26-400-1-1	10/11/87	Scott Tinsley at Cowboys (L)
10/9/11	Michael Vick at Bills (L)	40-26-315-2-4	12/15/85	Ron Jaworski at Chargers (L)
10/2/11	Michael Vick vs. 49ers (L)	46-30-416-2-1	12/1/85	Ron Jaworski vs. Vikings (L)
12/2/10	Michael Vick vs. Texans (W)	33-22-302-2-1	11/3/85	Ron Jaworski at 49ers (L)
11/28/10	Michael Vick at Bears (L)	44-29-333-2-1	10/20/85	Ron Jaworski vs. Cowboys (W)
11/15/10	Michael Vick at Redskins (W)	28-20-333-4-0	12/16/84	Joe Pisarcik at Falcons (L)
10/17/10	Kevin Kolb vs. Falcons (W)	29-23-326-3-1	10/28/84	Ron Jaworski vs. Cardinals (L)
12/27/09	Donovan McNabb vs. Broncos (W)	35-20-322-3-1	11/27/83	Ron Jaworski at Redskins (L)
12/20/09	Donovan McNabb vs. 49ers (W)	36-21-306-1-2	9/11/83	Ron Jaworski vs. Redskins (L)
11/15/09	Donovan McNabb at Chargers (L)	55-35-450-2-1	9/19/82	Ron Jaworski at Browns (W)
9/27/09	Kevin Kolb vs. Chiefs (W)	34-24-327-2-0	9/12/82	Ron Jaworski vs. Redskins (L) OT
9/20/09	Kevin Kolb vs. Saints (L)	51-31-391-2-3	10/18/81	Ron Jaworski at Vikings (L)
1/18/09	<u>Donovan McNabb at Cardinals (L)</u>	47-28-375-3-1	12/21/80	Ron Jaworski at Cowboys (L)
1/4/09	<u>Donovan McNabb at Vikings (W)</u>	34-23-300-1-1	11/9/80	Ron Jaworski at Saints (W)
11/16/08	Donovan McNabb at Bengals (T) OT	58-28-339-1-3	12/16/73	Roman Gabriel at Redskins (L)
11/2/08	Donovan McNabb at Seahawks (W)	43-28-349-2-1	12/2/73	Roman Gabriel at 49ers (L)
9/7/08	Donovan McNabb vs. Rams (W)	33-21-361-3-0	10/14/73	Roman Gabriel at Cardinals (W)
12/30/07	Donovan McNabb vs. Bills (W)	41-29-345-1-1	9/19/71	Pete Liske at Bengals (L)
11/25/07	A.J. Feeley at Patriots (L)	42-27-345-3-3	9/28/69	Norm Snead vs. Steelers (W)
10/28/07	Donovan McNabb at Vikings (W)	36-23-333-1-0	11/19/67	Norm Snead vs. Saints (W)
9/23/07	Donovan McNabb vs. Lions (W)	26-21-381-4-0	10/22/67	Norm Snead at Cardinals (L)
12/31/06	A.J. Feeley vs. Falcons (W)	33-22-321-3-0	9/17/67	Norm Snead vs. Redskins (W)
12/4/06	Jeff Garcia vs. Panthers (W)	39-21-312-3-0	12/5/65	Norm Snead vs. Cowboys (L)
10/22/06	Donovan McNabb at Buccaneers (L)	35-22-302-3-3	11/14/65	Norm Snead vs. Redskins (W)
10/8/06	Donovan McNabb vs. Cowboys (W)	33-18-354-2-0	11/7/65	Norm Snead at Browns (L)
9/17/06	Donovan McNabb vs. Giants (L) OT	45-27-350-2-0	10/17/65	King Hill at Giants (L)
9/10/06	Donovan McNabb at Texans (W)	35-24-314-3-1	12/13/64	Norm Snead at Cardinals (L)
11/6/05	Donovan McNabb at Redskins (L)	35-22-304-1-1	10/13/63	Sonny Jurgensen at Redskins (W)
10/2/05	Donovan McNabb at Chiefs (W)	48-33-369-3-1	9/15/63	Sonny Jurgensen vs. Steelers (T)
9/25/05	Donovan McNabb vs. Raiders (W)	52-30-365-2-1	12/16/62	Sonny Jurgensen at Cardinals (L)
9/18/05	Donovan McNabb vs. 49ers (W)	29-23-342-5-0	11/25/62	Sonny Jurgensen vs. Cowboys (W)
2/6/05	<u>Donovan McNabb vs. Patriots (L)</u>	51-30-357-3-3	9/23/62	Sonny Jurgensen vs. Giants (L)
			12/17/61	Sonny Jurgensen at Lions (W)

* - denotes rookie

Underline - denotes playoff game

ALL-TIME 300-YARD PASSING GAMES



<u>Date</u>	<u>Player/Opponent/Result</u>	<u>Att-Cmp-Yd-TD-INT</u>
11/16/58	Norm Van Brocklin vs. Cardinals(W)	29-19-318-2-1
10/1/55	Bobby Thomason vs. Redskins (L)	37-25-349-4-0
11/28/54	Adrian Burk vs. Redskins (W)	28-17-345-5-1
12/13/53	Bobby Thomason vs. Browns (W)	35-23-331-3-0
11/15/53	Bobby Thomason vs. Colts (W)	37-18-329-3-5
11/8/53	Bobby Thomason vs. Giants (W)	44-22-437-4-1
12/1/40	Davey O'Brien at Redskins (L)	60-33-316-1-0

* - denotes rookie

Underline - denotes playoff game

MOST 300-YARD PASSING GAMES, Career

1. Donovan McNabb	30
2. Randall Cunningham	13
3. Ron Jaworski	12
4. Michael Vick	10
Sonny Jurgensen	10

*includes playoff games

MOST 300-YARD PASSING GAMES, Season

1. Sam Bradford (2015)	5
Donovan McNabb (2004)	5
Sonny Jurgensen (1961)	5
4. Carson Wentz (2017)	4
Carson Wentz (2016) - rookie	4
Mark Sanchez (2014)	4
Nick Foles (2014)	4
Donovan McNabb (2006 and 2005)	4
Randall Cunningham (1994)	4
Ron Jaworski (1985)	4

*regular season only

CONSECUTIVE 300-YARD PASSING GAMES

1. Sam Bradford (2015)	3
Mark Sanchez (2014)	3
Nick Foles (2014)	3
Michael Vick (2011-12)	3
Donovan McNabb (2005)	3

MOST 400-YARD PASSING GAMES, Career

1. Nick Foles	3
Michael Vick	3
Randall Cunningham	3
Sonny Jurgensen	3
5. Donovan McNabb	2

*includes playoff games

MOST 400-YARD PASSING GAMES, Season

1. Nick Foles (2013)	2
Randall Cunningham (1989)	2
Sonny Jurgensen (1961)	2

*regular season only

100-100-300 PERFORMANCES IN SAME GAME

<u>Date</u>	<u>100-yd. Rusher (yards)</u>	<u>100-yd. Receiver (yards)</u>	<u>300-yd. Passer (yards)</u>
9/23/07 vs. Det.	Brian Westbrook (110)	Kevin Curtis (221), Brian Westbrook (111)	Donovan McNabb (381)
10/22/06 at TB	Brian Westbrook (101)	Brian Westbrook (113)	Donovan McNabb (302)
10/1/00 vs. Atl.	Brian Mitchell (105)	Torrance Small (122)	Donovan McNabb (311)
12/13/92 at Sea.	Herschel Walker (111)	Fred Barnett (161)	Randall Cunningham (365)
11/29/87 at NE	Anthony Toney (123)	Mike Quick (121)	Randall Cunningham (314)
11/7/65 at Cle.	Timmy Brown (186)	Pete Retzlaff (151)	Norm Snead (362)
11/25/62 vs. Dal.	Timmy Brown (107)	Pete Retzlaff (113), Tommy McDonald (108)	Sonny Jurgensen (342)
11/15/53 vs. Bal.	Don Johnson (100)	Pete Pihos (118), Bobby Walston (110)	Bobby Thomason (329)

ALL-TIME 100-YARD RUSHING GAMES



Date	Player/Opponent/Result	Att-Yds-LG-TD		
10/1/17	LeGarrette Blount at LA Chargers (W)	16-136-68-0	11/17/02	Duce Staley vs. Cardinals (W) 31-135-13-0
12/18/16	Ryan Mathews at Ravens (L)	20-128-19-1	10/28/02	Duce Staley vs. Giants (W) 24-126-23-0
11/13/16	Ryan Mathews vs. Falcons (W)	19-109-21-2	10/28/02	Donovan McNabb vs. Giants (W) 8-107-40t-1
10/19/15	DeMarco Murray vs. Giants (W)	21-112-21-1	10/20/02	Duce Staley vs. Buccaneers (W) 24-152-57-0
9/27/15	Ryan Mathews at Jets (W)	24-108-27-0	10/6/02	Donovan McNabb at Jaguars (L) 12-100-26-1
11/27/14	LeSean McCoy at Cowboys (W)	25-159-38t-1	11/18/01	Duce Staley at Cowboys (W) 26-102-18-0
11/23/14	LeSean McCoy vs. Titans (W)	21-130-53-1	11/11/01	Duce Staley vs. Vikings (W) 17-146-44t-1
11/2/14	LeSean McCoy at Texans (W)	24-117-26-0	10/7/01	Correll Buckhalter* vs. Cardinals (L) 21-134-37-0
10/12/14	LeSean McCoy vs. Giants (W)	22-149-28-0	11/26/00	Donovan McNabb at Redskins (W) 11-125-54-1
12/29/13	LeSean McCoy at Cowboys (W)	27-131-20-0	10/1/00	Brian Mitchell vs. Falcons (W) 2-105-85t-1
12/22/13	LeSean McCoy vs. Bears (W)	18-133-19-2	9/3/00	Duce Staley at Cowboys (W) 26-201-60-1
12/22/13	Bryce Brown vs. Bears (W)	9-115-65t-1	11/14/99	Duce Staley vs. Redskins (W) 28-122-20t-1
12/8/13	LeSean McCoy vs. Lions (W)	29-217-57t-2	11/7/99	Duce Staley at Panthers (L) 17-140-29-1
11/10/13	LeSean McCoy at Packers (W)	25-155-30-0	10/17/99	Duce Staley at Bears (W) 23-101-26-0
10/13/13	LeSean McCoy at Buccaneers (W)	25-116-19-0	10/10/99	Duce Staley vs. Cowboys (W) 22-110-19-0
9/19/13	LeSean McCoy vs. Chiefs (L)	20-158-41t-1	9/12/99	Duce Staley vs. Cardinals (L) 21-111-24t-1
9/9/13	LeSean McCoy at Redskins (W)	31-184-34t-1	12/13/98	Duce Staley vs. Cardinals (L) OT 30-141-30t-1
12/2/12	Bryce Brown* at Cowboys (L)	24-169-39-2	11/8/98	Charlie Garner vs. Lions (W) 16-129-40-1
11/26/12	Bryce Brown* vs. Panthers (L) - first start	19-178-65t-2	12/21/97	Charlie Garner at Redskins (L) 18-115-26-2
11/5/12	LeSean McCoy at Saints (L)	19-119-34-0	10/5/97	Ricky Watters vs. Redskins (W) 31-104-13-2
9/30/12	LeSean McCoy vs. Giants (W)	23-123-34-0	9/15/97	Ricky Watters at Cowboys (L) 20-106-20-0
9/9/12	LeSean McCoy at Browns (W)	20-110-22-0	12/1/96	Ricky Watters vs. Giants (W) 29-104-11-0
12/18/11	LeSean McCoy vs. Jets (W)	18-102-33t-3	11/3/96	Ricky Watters at Cowboys (W) 24-116-17-1
11/20/11	LeSean McCoy at Giants (W)	23-113-60-0	10/20/96	Ricky Watters vs. Dolphins (W) 25-173-49t-1
10/30/11	LeSean McCoy vs. Cowboys (W)	30-185-34-2	10/13/96	Ricky Watters at Giants (W) 27-110-11-0
10/16/11	LeSean McCoy at Redskins (W)	28-126-21-1	9/22/96	Ricky Watters at Falcons (W) 26-121-56t-2
9/25/11	LeSean McCoy vs. Giants (L)	24-128-21-1	9/15/96	Ricky Watters vs. Lions (W) 27-153-52-1
9/11/11	LeSean McCoy at Rams (W)	15-122-49t-1	12/10/95	Ricky Watters vs. Cowboys (W) 33-112-15-1
12/19/10	Michael Vick (QB) at Giants (W)	10-130-35-1	11/26/95	Ricky Watters at Redskins (W) 25-124-25-2
12/12/10	LeSean McCoy at Cowboys (W)	16-149-56-0	10/15/95	Ricky Watters at Giants (W) 30-122-14-1
11/21/10	LeSean McCoy vs. Giants (W)	14-111-50t-1	10/8/95	Ricky Watters vs. Redskins (W) OT 25-139-24-0
11/15/10	Jerome Harrison at Redskins (W)	11-109-50t-1	10/8/95	Charlie Garner vs. Redskins (W) OT 9-120-55t-3
9/19/10	LeSean McCoy at Lions (W)	16-120-46t-3	10/9/94	Charlie Garner* vs. Redskins (W) 28-122-12-0
9/12/10	Michael Vick (QB) vs. Packers (L)	11-103-31-0	10/2/94	Charlie Garner* at 49ers (W) 16-111-28t-2
12/7/08	Brian Westbrook at Giants (W)	33-131-30t-1	1/3/93	<u>Heath Sherman at Saints (W)</u> 21-105-16-1
11/27/08	Brian Westbrook vs. Cardinals (W)	22-110-17-2	12/27/92	Herschel Walker vs. Giants (W) 16-104-38-0
10/26/08	Brian Westbrook vs. Falcons (W)	22-167-39t-2	12/13/92	Herschel Walker at Seahawks (W) OT 23-111-18-1
12/23/07	Brian Westbrook at Saints (W)	17-100-21-0	12/6/92	Randall Cunningham vs. Vikings (W) 12-121-30-2
12/9/07	Brian Westbrook vs. Giants (L)	20-116-21-0	11/22/92	Heath Sherman at Giants (W) 17-109-30t-1
11/18/07	Brian Westbrook vs. Dolphins (W)	32-148-36-0	10/25/92	Herschel Walker vs. Cardinals (W) 20-112-36-0
11/11/07	Brian Westbrook at Redskins (W)	20-100-13-1	9/13/92	Herschel Walker at Cardinals (W) 28-115-20-0
10/14/07	Brian Westbrook at Jets (W)	20-120-22-0	9/6/92	Herschel Walker vs. Saints (W) 26-112-32-0
9/30/07	Correll Buckhalter at Giants (L)	17-103-17-0	11/12/90	Heath Sherman vs. Redskins (W) 35-124-22-0
9/23/07	Brian Westbrook vs. Lions (W)	14-110-25t-2	11/4/90	Randall Cunningham vs. Patriots (W) 8-124-52t-1
1/13/07	<u>Brian Westbrook at Saints (L)</u>	13-116-62t-2	11/4/90	Heath Sherman vs. Patriots (W) 24-113-17-0
1/7/07	<u>Brian Westbrook vs. Giants (W)</u>	20-141-49-1	9/23/90	Anthony Toney at Rams (W) 24-103-20-0
12/25/06	Brian Westbrook at Cowboys (W)	26-122-16-0	12/27/87	Keith Byars vs. Bills (W) 23-102-22-0
11/26/06	Brian Westbrook at Colts (L)	20-124-21-1	11/29/87	Anthony Toney at Patriots (W) OT 24-123-36-1
11/19/06	Brian Westbrook vs. Titans (L)	22-102-27-0	12/7/86	Keith Byars* vs. Cardinals (T) OT 24-127-32-0
11/12/06	Brian Westbrook vs. Redskins (W)	22-113-21-0	11/16/86	Randall Cunningham vs. Lions (L) 14-110-20-0
10/22/06	Brian Westbrook at Buccaneers (L)	13-101-23-0	12/22/85	Earnest Jackson at Vikings (W) 25-106-59-2
9/24/06	Brian Westbrook at 49ers (W)	8-117-71t-2	11/17/85	Earnest Jackson at Cardinals (W) 34-162-51t-1
12/11/05	Ryan Moats* vs. Giants (L) OT	11-114-40t-2	10/13/85	Earnest Jackson vs. Cardinals (W) 27-103-13-0
11/27/05	Brian Westbrook vs. Packers (W)	20-120-27t-1	12/9/84	Wilbert Montgomery vs. Patriots (W) 19-100-14-1
10/3/04	Brian Westbrook at Bears (W)	22-119-29-0	12/19/82	Wilbert Montgomery vs. Oilers (W) 17-147-90t-3
9/12/04	Brian Westbrook vs. Giants (W)	17-119-50-0	12/20/81	Wilbert Montgomery vs. Cardinals (W) 13-108-41-1
1/11/04	<u>Donovan McNabb vs. Packers (W)</u>	11-107-41-0	12/6/81	Wilbert Montgomery at Redskins (L) 27-116-13-0
12/7/03	Correll Buckhalter vs. Cowboys (W)	13-115-64t-1	11/22/81	Wilbert Montgomery vs. Giants (L) 25-102-24-0
10/26/03	Correll Buckhalter vs. Jets (W)	15-100-21-2	11/15/81	Wilbert Montgomery vs. Colts (W) 22-115-13-2
12/8/02	Duce Staley at Seahawks (W)	21-100-21t-1	11/8/81	Wilbert Montgomery at Cardinals (W) 20-118-23-0

* - denotes rookie

Underline - denotes playoff game

ALL-TIME 100-YARD RUSHING GAMES



Date	Player/Opponent/Result	Att-Yds-LG-TD		
10/25/81	Wilbert Montgomery vs. Buccaneers (W)	22-119-12-1	11/27/49	Steve Van Buren vs. Steelers (W) 27-205-41-0
9/17/81	Wilbert Montgomery at Bills (W)	27-125-15-0	11/20/49	Steve Van Buren vs. NY Bulldogs (W) 35-174-38-2
9/13/81	Wilbert Montgomery vs. Patriots (W)	18-137-41-0	10/30/49	Steve Van Buren at Steelers (W) 17-103-31-2
1/11/81	<u>Wilbert Montgomery vs. Cowboys (W)</u>	26-194-55-1	10/23/49	Bosh Pritchard vs. Redskins (W) 11-128-77-1
9/14/80	Wilbert Montgomery at Vikings (W)	20-169-72t-2	10/3/49	Steve Van Buren at Lions (W) 33-135-12-2
12/2/79	Wilbert Montgomery vs. Lions (W)	22-108-20-1	11/21/48	Steve Van Buren vs. Redskins (W) 29-171-21-1
11/25/79	Leroy Harris at Packers (W)	9-137-80-0	11/14/48	Steve Van Buren vs. Boston Yanks (W) 16-137-28-0
11/18/79	Wilbert Montgomery vs. Cardinals (W)	26-118-52-0	11/7/48	Steve Van Buren at Giants (W) 25-143-20-2
11/12/79	Wilbert Montgomery at Cowboys (W)	25-127-37t-1	10/31/48	Steve Van Buren at Steelers (W) 22-109-21-1
11/4/79	Wilbert Montgomery vs. Browns (L)	30-197-62t-1	11/2/47	Steve Van Buren at Redskins (W) 17-138-37-2
10/14/79	Wilbert Montgomery at Cardinals (W)	25-117-13-1	10/19/47	Steve Van Buren at Steelers (L) 21-133-45-0
10/7/79	Wilbert Montgomery vs. Redskins (W)	22-127-24-3	10/5/47	Steve Van Buren vs. Giants (W) 16-105-28-0
9/23/79	Wilbert Montgomery at Giants (W)	29-126-12-0	11/24/46	Steve Van Buren vs. Redskins (L) 25-130-58-0
12/17/78	Wilbert Montgomery vs. Giants (W)	25-130-47-2	12/9/45	Steve Van Buren vs. Boston Yanks (W) 22-100-29-3
12/17/78	Mike Hogan vs. Giants (W)	22-100-18-0	12/2/45	Steve Van Buren at Giants (L) 19-100-32-2
12/3/78	Wilbert Montgomery at Vikings (L)	24-115-36-1	11/18/45	Steve Van Buren vs. Steelers (W) 19-107-24-2
10/15/78	Wilbert Montgomery vs. Redskins (W)	25-125-24-1	11/11/45	Steve Van Buren vs. Giants (W) 19-129-28-2
10/1/78	Wilbert Montgomery at Colts (W)	25-144-14-1	11/5/44	Steve Van Buren* at Tigers (W) 12-129-70-2
9/24/78	Wilbert Montgomery vs. Dolphins (W)	25-111-12-0	11/28/43	Jack Hinkle at Redskins (W) 26-117-14-1
9/17/78	Wilbert Montgomery at Saints (W)	18-104-19-0	11/21/43	Jack Hinkle vs. Lions (W) 13-132-56-1
12/18/77	Wilbert Montgomery* vs. Jets (W)	22-103-27-2	11/15/42	Bosh Pritchard* at Dodgers (W) 14-104-26-0
10/9/77	Herb Lusk at Giants (W)	17-117-70-2	9/13/36	Swede Hanson vs. Giants (W) 15-107-NA-0
12/12/76	Tom Sullivan vs. Seahawks (W)	23-121-26-2	11/11/34	Swede Hanson vs. Dodgers (L) 17-118-NA-0
12/12/76	Mike Hogan* vs. Seahawks (W)	19-104-18-0	11/6/34	Swede Hanson vs. Reds (W) 18-190-NA-2
9/27/76	Mike Hogan* vs. Redskins (L) OT	22-100-32-0	9/16/34	Swede Hanson at Packers (L) 13-116-NA-1
11/25/73	Tom Sullivan vs. Giants (W)	32-156-27-1		
10/7/73	Tom Sullivan at Bills (L)	26-155-30-0		
10/7/73	Norm Bulaich at Bills (L)	13-104-20-0		
9/23/73	Tom Sullivan at Giants (T)	18-100-14-1		
12/21/69	Cyril Pinder at 49ers (L)	25-128-29-1		
12/7/69	Tom Woodeshick vs. Redskins (L)	20-102-21-0		
11/16/69	Tom Woodeshick vs. Rams (L)	25-130-21-1		
12/8/68	Tom Woodeshick vs. Saints (W)	18-122-30-1		
9/22/68	Tom Woodeshick vs. Giants (L)	15-129-54-1		
10/29/67	Tom Woodeshick vs. Cowboys (W)	20-101-26-1		
10/8/67	Tom Woodeshick at Falcons (W)	20-129-41-1		
12/18/66	Tom Woodeshick at Redskins (W)	27-105-21-2		
12/4/66	Jack Concannon vs. Steelers (W)	15-129-29-1		
10/23/66	Timmy Brown at Giants (W)	21-100-24-0		
9/18/66	Izzy Lang vs. Falcons (W)	16-114-39-1		
11/28/65	Timmy Brown at Cardinals (W)	18-180-43-1		
11/7/65	Timmy Brown at Browns (L)	16-186-54-1		
11/22/64	Earl Gros vs. Cardinals (L)	21-103-22-0		
11/15/64	Earl Gros at Cowboys (W)	16-118-47-0		
10/18/64	Ollie Matson at Giants (W)	19-100-54-2		
10/11/64	Timmy Brown at Redskins (L)	14-101-36-2		
10/4/64	Timmy Brown vs. Steelers (W)	16-116-33-0		
10/4/64	Earl Gros vs. Steelers (W)	19-129-47-0		
11/25/62	Timmy Brown vs. Cowboys (W)	17-107-22-2		
10/23/60	Clarence Peaks at Browns (W)	13-102-57-0		
11/1/59	Bill Barnes vs. Redskins (W)	13-163-61-1		
10/25/59	Bill Barnes at Cardinals (W)	23-111-22-2		
11/29/53	Don Johnson* at Giants (L)	13-121-63-1		
11/15/53	Don Johnson* vs. Colts (W)	11-100-66-2		
12/2/51	Frank Ziegler at Redskins (W)	20-136-28-0		
11/19/50	Frank Ziegler vs. Cardinals (L)	18-113-52-0		
11/12/50	Steve Van Buren at Redskins (W)	23-108-23-1		
10/15/50	Toy Ledbetter* at Colts (W)	23-107-14-1		
10/7/50	Frank Ziegler vs. Rams (W)	17-106-38-1		
12/18/49	<u>Steve Van Buren at Rams (W)</u>	31-196-49-0		

* - denotes rookie
 Underline - denotes playoff game

MOST 100-YARD RUSHING GAMES, Career

1. Wilbert Montgomery..... 26
 2. LeSean McCoy..... 23
 3. Brian Westbrook..... 20
 4. Steve Van Buren..... 19
 5. Duce Staley..... 13
- *includes playoff games

MOST 200-YARD RUSHING GAMES, Career

- 1t. LeSean McCoy, Duce Staley and Steve Van Buren .. 1

MOST 100-YARD RUSHING GAMES, Season

1. Wilbert Montgomery (1981)..... 8
 2. LeSean McCoy (2013)..... 7
 - Wilbert Montgomery (1979)..... 7
 4. LeSean McCoy (2011)..... 6
 - Brian Westbrook (2007)..... 6
 - Brian Westbrook (2006)..... 6
 - Ricky Watters (1996)..... 6
 - Wilbert Montgomery (1978)..... 6
- *regular season only

ALL-TIME 100-YARD RECEIVING GAMES



Date	Player/Opponent/Result	Yds (Rec, TD)			
12/10/17	Torrey Smith at LA Rams (W)	100 (6, 0)	9/20/09	Brent Celek (TE) vs. Saints (L)	104 (8, 0)
12/3/17	Nelson Agholor at Seahawks (L)	141 (7, 1)	9/20/09	DeSean Jackson vs. Saints (L)	101 (4, 1)
11/26/17	Zach Ertz (TE) vs. Bears (W)	103 (10, 1)	1/18/09	Kevin Curtis at Cardinals (L)	122 (4, 0)
1/1/17	Zach Ertz (TE) vs. Cowboys (W)	139 (13, 2)	12/15/08	Jason Avant vs. Browns (W)	101 (5, 0)
12/11/16	Zach Ertz (TE) vs. Redskins (L)	112 (10, 0)	11/2/08	Brent Celek (TE) at Seahawks (W)	131 (6, 0)
9/25/16	Darren Sproles (RB) vs. Steelers (W)	128 (6, 1)	9/15/08	DeSean Jackson* at Cowboys (L)	110 (6, 0)
9/11/16	Jordan Matthews vs. Browns (W)	114 (7, 1)	9/7/08	Hank Baskett vs. Rams (W)	102 (2, 1)
1/3/16	Zach Ertz (TE) at Giants (W)	152 (9, 0)	9/7/08	DeSean Jackson* vs. Rams (W) - first start	106 (6, 0)
12/26/15	Zach Ertz (TE) vs. Redskins (L)	122 (13, 0)	9/7/08	Greg Lewis vs. Rams (W)	104 (5, 0)
12/26/15	Jordan Matthews vs. Redskins (L)	104 (6, 1)	12/2/07	Kevin Curtis vs. Seahawks (L)	111 (6, 1)
12/20/15	Jordan Matthews vs. Cardinals (L)	159 (8, 1)	10/28/07	Reggie Brown at Vikings (W)	105 (8, 0)
11/15/15	Brent Celek (TE) vs. Dolphins (L)	134 (4, 0)	10/14/07	Kevin Curtis at Jets (W)	121 (5, 1)
11/8/15	Jordan Matthews at Cowboys (W)	133 (9, 1)	9/23/07	Kevin Curtis vs. Lions (W)	221 (11, 3)
9/14/15	Jordan Matthews at Falcons (L)	102 (10, 0)	9/23/07	Brian Westbrook (RB) vs. Lions (W)	111 (5, 1)
12/28/14	Jordan Matthews* at Giants (W)	105 (8, 1)		Westbrook also 14-110-2TDs rushing	
12/20/14	Zach Ertz (TE) at Redskins (L)	115 (15, 0)	1/13/07	<u>Donté Stallworth at Saints (L)</u>	100 (3, 1)
11/27/14	Jeremy Maclin at Cowboys (W)	108 (8, 0)	12/31/06	Hank Baskett* vs. Falcons (W)	177 (7, 1)
11/16/14	Jordan Matthews* at Packers (L)	107 (5, 1)	12/4/06	Donté Stallworth vs. Panthers (W)	111 (4, 1)
11/10/14	Jordan Matthews* vs. Panthers (W)	138 (7, 2)	11/12/06	Donté Stallworth vs. Redskins (W)	139 (6, 1)
11/10/14	Brent Celek (TE) vs. Panthers (W)	116 (5, 0)	10/22/06	Brian Westbrook (RB) at Bucs (L)	113 (7, 1)
11/2/14	Jeremy Maclin at Texans (W)	158 (6, 2)		Westbrook also 13-101-0TDs rushing	
10/26/14	Jeremy Maclin at Cardinals (L)	187 (12, 2)	10/15/06	Reggie Brown at Saints (W)	121 (6, 1)
9/21/14	Jeremy Maclin vs. Redskins (W)	154 (8, 1)	10/8/06	Hank Baskett* vs. Cowboys (W)	112 (3, 1)
9/15/14	Darren Sproles (RB) at Colts (W)	152 (7, 0)	9/24/06	Reggie Brown at 49ers (W)	106 (5, 0)
12/15/13	DeSean Jackson at Vikings (L)	195 (10, 1)	9/17/06	L.J. Smith (TE) vs. Giants (L) OT	111 (7, 0)
11/10/13	Riley Cooper at Packers (W)	102 (3, 2)	9/10/06	Donté Stallworth at Texans (W)	141 (6, 1)
11/3/13	DeSean Jackson at Raiders (W)	150 (5, 1)	10/30/05	Terrell Owens at Broncos (L)	154 (3, 1)
11/3/13	Riley Cooper at Raiders (W)	139 (5, 3)	10/2/05	Terrell Owens at Chiefs (W)	171 (11, 1)
10/13/13	Riley Cooper at Buccaneers (W)	120 (4, 1)	9/25/05	Brian Westbrook (RB) vs. Raiders (W)	140 (6, 1)
10/6/13	DeSean Jackson at Giants (W)	132 (7, 1)	9/18/05	L.J. Smith (TE) vs. 49ers (W)	119 (9, 1)
9/15/13	DeSean Jackson vs. Chargers (L)	193 (9, 1)	9/18/05	Terrell Owens vs. 49ers (W)	143 (5, 2)
9/15/13	LeSean McCoy (RB) vs. Chargers (L)	114 (5, 0)	9/12/05	Terrell Owens at Falcons (L)	112 (7, 0)
9/9/13	DeSean Jackson at Redskins (W)	104 (7, 1)	2/6/05	<u>Terrell Owens vs. Patriots (L)</u>	122 (9, 0)
12/23/12	Jeremy Maclin vs. Redskins (L)	116 (8, 1)	12/5/04	Terrell Owens vs. Packers (W)	161 (8, 1)
12/9/12	Jason Avant at Buccaneers (W)	133 (7, 0)	12/5/04	Brian Westbrook (RB) vs. Packers (W)	156 (11, 3)
12/9/12	Jeremy Maclin at Buccaneers (W)	104 (9, 1)	11/21/04	Todd Pinkston vs. Redskins (W)	106 (5, 0)
11/5/12	DeSean Jackson at Saints (L)	100 (3, 1)	11/15/04	Terrell Owens at Cowboys (W)	134 (6, 3)
10/14/12	Jeremy Maclin vs. Lions (L)	130 (6, 1)	10/31/04	Terrell Owens vs. Ravens (W)	101 (8, 1)
9/16/12	Brent Celek (TE) vs. Ravens (W)	157 (8, 0)	10/24/04	Terrell Owens at Browns (W) OT	109 (4, 2)
9/16/12	DeSean Jackson vs. Ravens (W)	114 (7, 0)	10/24/04	Todd Pinkston at Browns (W) OT	100 (6, 0)
1/1/12	Jeremy Maclin vs. Redskins (W)	105 (8, 0)	10/17/04	Terrell Owens vs. Panthers (W)	123 (4, 0)
12/18/11	Brent Celek (TE) vs. Jets (W)	156 (5, 1)	10/3/04	Terrell Owens at Bears (W)	110 (8, 1)
11/27/11	Jason Avant vs. Patriots (L)	110 (8, 1)	9/26/04	Terrell Owens at Lions (W)	107 (6, 1)
10/16/11	Jeremy Maclin at Redskins (W)	101 (5, 0)	12/21/03	Todd Pinkston vs. 49ers (L) OT	121 (5, 1)
10/9/11	Jason Avant at Bills (L)	139 (9, 0)	9/22/02	Antonio Freeman vs. Cowboys (W)	118 (6, 1)
10/2/11	DeSean Jackson vs. 49ers (L)	171 (6, 0)	9/16/02	James Thrash at Redskins (W)	107 (6, 1)
9/18/11	Jeremy Maclin at Falcons (L)	171 (13, 2)	12/30/01	James Thrash vs. Giants (W)	143 (7, 1)
9/11/11	DeSean Jackson at Rams (W)	102 (6, 1)	12/22/01	Duce Staley (RB) at 49ers (L)	103 (9, 0)
12/12/10	DeSean Jackson at Cowboys (W)	210 (4, 1)	9/23/01	James Thrash at Seahawks (W)	165 (10, 2)
11/21/10	Jeremy Maclin vs. Giants (W)	120 (9, 0)	12/10/00	Chad Lewis (TE) at Browns (W)	100 (5, 0)
11/7/10	DeSean Jackson vs. Colts (W)	109 (7, 1)	10/1/00	Torrance Small vs. Falcons (W)	122 (4, 1)
10/17/10	Jeremy Maclin vs. Falcons (W)	159 (7, 2)	10/31/99	Torrance Small vs. Giants (L) OT	119 (4, 1)
10/3/10	LeSean McCoy (RB) vs. Redskins (L)	110 (12, 0)	11/30/97	Irving Fryar vs. Bengals (W)	122 (7, 0)
9/26/10	DeSean Jackson at Jaguars (W)	153 (5, 1)	11/23/97	Irving Fryar vs. Steelers (W)	116 (7, 1)
9/19/10	DeSean Jackson at Lions (W)	135 (4, 1)	11/10/97	Irving Fryar vs. 49ers (L)	138 (9, 0)
1/9/10	<u>Jeremy Maclin* at Cowboys (L)</u>	146 (7, 1)	10/12/97	Irving Fryar at Jaguars (L)	124 (10, 3)
12/27/09	Brent Celek (TE) vs. Broncos (W)	121 (4, 1)	9/28/97	Irving Fryar at Vikings (L)	120 (9, 1)
12/20/09	DeSean Jackson vs. 49ers (W)	140 (6, 1)	9/7/97	Irving Fryar vs. Packers (W)	125 (8, 0)
12/13/09	DeSean Jackson at Giants (W)	178 (6, 1)	8/31/97	Michael Timpson at Giants (L)	125 (9, 0)
11/22/09	DeSean Jackson at Bears (W)	107 (8, 1)	11/24/96	Irving Fryar at Cardinals (L)	131 (7, 0)
11/15/09	Jason Avant at Chargers (L)	156 (8, 0)	11/17/96	Chris T. Jones vs. Redskins (L)	103 (7, 1)
10/11/09	Jeremy Maclin* vs. Buccaneers (W)	142 (6, 2)	11/3/96	Irving Fryar at Cowboys (W)	120 (9, 1)
9/27/09	DeSean Jackson* vs. Chiefs (W)	149 (6, 1)	10/27/96	Irving Fryar vs. Panthers (W)	143 (7, 0)
9/27/09	Brent Celek (TE) vs. Chiefs (W)	104 (8, 1)	10/20/96	Irving Fryar vs. Dol- * - denotes rookie	
			phins (W)	116 (8, 4)	<u>Underline</u> - denotes playoff game

ALL-TIME 100-YARD RECEIVING GAMES



Date	Player/Opponent/Result	Yds (Rec, TD)			
12/30/95	<u>Fred Barnett vs. Lions (W)</u>	109 (8, 1)	9/2/84	Mike Quick at Giants (L)	147 (8, 1)
12/17/95	Calvin Williams vs. Cardinals (W)	105 (7, 1)	12/18/83	Harold Carmichael at Cardinals (L)	102 (5, 0)
11/12/95	Fred Barnett vs. Broncos (W)	105 (7, 0)	11/27/83	Melvin Hoover at Redskins (L)	128 (4, 0)
12/24/94	Calvin Williams at Bengals (L)	122 (6, 0)	11/27/83	Mike Quick at Redskins (L)	104 (5, 2)
11/6/94	Fred Barnett vs. Cardinals (W)	173 (11, 2)	11/6/83	Mike Quick vs. Cowboys (L)	120 (7, 1)
10/24/94	Fred Barnett vs. Oilers (W)	187 (5, 1)	10/2/83	Mike Quick at Falcons (W)	122 (4, 1)
10/2/94	Calvin Williams at 49ers (W)	122 (9, 0)	9/25/83	Mike Quick vs. Cardinals (L)	133 (6, 0)
9/12/94	Fred Barnett vs. Bears (W)	102 (8, 0)	9/18/83	Mike Quick at Broncos (W)	152 (6, 1)
1/3/94	James Joseph (RB) at 49ers (W) OT	109 (6, 0)	9/11/83	Mike Quick vs. Redskins (L)	106 (4, 1)
12/19/93	Calvin Williams at Colts (W)	105 (6, 1)	9/11/83	Harold Carmichael vs. Redskins (L)	108 (9, 0)
12/12/93	Herschel Walker (RB) vs. Bills (L)	109 (11, 0)	11/28/82	Harold Carmichael at Redskins (L)	109 (6, 1)
11/28/93	Herschel Walker (RB) at Redskins (W)	103 (10, 0)	9/19/82	Harold Carmichael at Browns (W)	100 (6, 0)
9/19/93	Calvin Williams vs. Redskins (W)	181 (8, 3)	11/8/81	Harold Carmichael at Cardinals (W)	103 (5, 2)
1/3/93	<u>Fred Barnett at Saints (W)</u>	102 (4, 2)	11/1/81	Harold Carmichael vs. Cowboys (L)	151 (5, 1)
12/13/92	Fred Barnett at Seahawks (W) OT	161 (9, 0)	10/18/81	Harold Carmichael at Vikings (L)	109 (8, 1)
9/20/92	Fred Barnett vs. Broncos (W)	102 (5, 1)	10/18/81	Wilbert Montgomery (RB) at Vikings (L)	143 (10, 1)
9/20/92	Calvin Williams vs. Broncos (W)	108 (5, 2)	12/14/80	Charles Smith vs. Cardinals (W)	134 (7, 0)
9/13/92	Fred Barnett at Cardinals (W)	193 (8, 2)	11/9/80	Charles Smith at Saints (W)	137 (9, 0)
11/17/91	Fred Barnett vs. Bengals (W)	108 (6, 0)	11/2/80	Charles Smith at Seahawks (W)	109 (5, 1)
11/10/91	Fred Barnett at Browns (W)	146 (8, 1)	9/28/80	Harold Carmichael at Cardinals (L)	108 (5, 0)
9/22/91	Roy Green vs. Steelers (W)	114 (6, 0)	9/7/80	Harold Carmichael vs. Broncos (W)	135 (3, 1)
9/15/91	Fred Barnett at Cowboys (W)	111 (7, 1)	12/23/79	<u>Harold Carmichael vs. Bears (W)</u>	111 (6, 2)
9/1/91	Keith Byars (RB) at Packers (W)	111 (8, 1)	9/10/79	Harold Carmichael vs. Falcons (L)	127 (9, 0)
1/5/91	<u>Keith Jackson (TE) vs. Redskins (L)</u>	116 (5, 0)	12/24/78	<u>Charlie Smith at Falcons (L)</u>	108 (7, 0)
12/16/90	Fred Barnett* vs. Packers (W)	108 (5, 0)	12/3/78	Harold Carmichael at Vikings (L)	115 (4, 2)
12/2/90	Fred Barnett* at Bills (L)	112 (2, 1)	11/19/78	Harold Carmichael at Giants (W)	105 (5, 0)
11/25/90	Keith Byars (RB) vs. Giants (W)	128 (8, 0)	10/29/78	Harold Carmichael vs. Cardinals (L)	126 (7, 1)
10/15/90	Fred Barnett* vs. Vikings (W)	114 (4, 1)	10/22/78	Keith Krepfle (TE) at Cowboys (L)	100 (4, 1)
9/30/90	Keith Byars (RB) vs. Colts (L)	133 (12, 0)	10/30/77	Harold Carmichael at Redskins (L)	116 (4, 1)
12/18/89	Keith Byars (RB) at Saints (L)	109 (6, 0)	11/9/75	Charles Smith vs. Cardinals (L)	102 (7, 0)
10/2/89	Cris Carter at Bears (L)	113 (8, 0)	12/8/74	Charle Young (TE) at Giants (W)	103 (9, 1)
9/17/89	Keith Byars (RB) at Redskins (W)	130 (8, 0)	11/17/74	Charle Young (TE) vs. Cardinals (L)	101 (7, 0)
9/17/89	Keith Jackson (TE) at Redskins (W)	126 (12, 3)	12/16/73	Harold Carmichael at Redskins (L)	111 (4, 0)
9/10/89	Mike Quick vs. Seahawks (W)	140 (6, 1)	12/16/73	Charle Young* (TE) at Redskins (L)	104 (5, 1)
12/31/88	<u>Keith Byars (RB) at Bears (L)</u>	103 (9, 0)	12/9/73	Harold Carmichael vs. Jets (W)	146 (5, 1)
12/31/88	<u>Keith Jackson* (TE) at Bears (L)</u>	142 (7, 0)	12/2/73	Charle Young* (TE) at 49ers (L)	112 (6, 1)
10/10/88	Cris Carter vs. Giants (W)	162 (5, 1)	11/18/73	Charle Young* (TE) at Cowboys (L)	113 (4, 1)
9/18/88	Mike Quick at Redskins (L)	105 (4, 1)	11/11/73	Harold Carmichael vs. Falcons (L)	105 (6, 1)
12/20/87	Mike Quick at Jets (W)	148 (6, 2)	11/4/73	Charle Young* (TE) vs. Patriots (W)	108 (8, 2)
11/29/87	Mike Quick at Patriots (W) OT	121 (5, 2)	10/14/73	Harold Carmichael at Cardinals (W)	187 (12, 2)
10/18/87	Otis Grant at Packers (L) OT	135 (7, 0)	9/30/73	Norm Bulaich vs. Redskins (L)	109 (6, 1)
10/11/87	Kevin Bowman at Cowboys (L)	123 (5, 1)	9/23/73	Harold Carmichael at Giants (T)	103 (5, 1)
12/7/86	Mike Quick vs. Cardinals (T) OT	127 (5, 0)	12/17/72	Harold Carmichael at Cardinals (L)	100 (5, 1)
11/30/86	Mike Quick at Raiders (W) OT	145 (8, 3)	11/26/72	Harold Jackson at Giants (L)	152 (5, 1)
9/21/86	Kenny Jackson vs. Broncos (L)	127 (5, 1)	10/2/72	Harold Jackson vs. Giants (L)	138 (9, 0)
12/1/85	Mike Quick vs. Vikings (L)	127 (8, 1)	9/24/72	Harold Jackson vs. Browns (L)	131 (7, 1)
11/10/85	Mike Quick vs. Falcons (W)	145 (3, 1)	9/17/72	Harold Jackson at Cowboys (L)	161 (9, 0)
11/3/85	Mike Quick at 49ers (L)	146 (6, 1)	12/19/71	Harold Jackson at Giants (W)	145 (7, 1)
10/27/85	Mike Quick vs. Bills (W)	117 (8, 1)	12/12/71	Harold Jackson vs. Cardinals (W)	109 (4, 1)
10/20/85	Kenny Jackson vs. Cowboys (W)	134 (6, 1)	11/28/71	Ben Hawkins vs. Redskins (L)	126 (7, 0)
10/13/85	Herman Hunter* (RB) vs. Cardinals (W)	120 (6, 1)	11/21/71	Harold Jackson at Cardinals (W)	117 (8, 1)
10/6/85	John Spagnola (TE) at Saints (L)	124 (12, 2)	9/19/71	Ben Hawkins at Bengals (L)	118 (7, 2)
12/16/84	Mike Quick at Falcons (L)	135 (7, 1)	11/1/70	Ben Hawkins at Cowboys (L)	105 (2, 1)
12/2/84	John Spagnola (TE) vs. Cowboys (L)	114 (11, 0)	10/11/70	Harold Jackson at Giants (L)	194 (7, 2)
11/25/84	Mike Quick at Cardinals (L)	107 (8, 1)	12/7/69	Ben Hawkins vs. Redskins (L)	112 (4, 0)
11/4/84	Mike Quick at Lions (T) OT	110 (5, 1)	11/30/69	Gary Ballman at Saints (L)	119 (4, 1)
10/28/84	Mike Quick vs. Cardinals (L)	170 (6, 1)	11/23/69	Harold Jackson at Cardinals (W)	127 (8, 0)
			11/9/69	Harold Jackson at Redskins (T)	112 (8, 0)

* - denotes rookie

Underline - denotes playoff game

ALL-TIME 100-YARD RECEIVING GAMES



Date	Player/Opponent/Result	Yds (Rec, TD)			
10/26/69	Harold Jackson vs. Saints (W)	105 (6, 0)	10/1/61	Tommy McDonald vs. Cardinals (L)	187 (11, 0)
10/19/69	Harold Jackson at Cowboys (L)	107 (3, 1)	10/1/61	Bobby Walston vs. Cardinals (L)	127 (2, 0)
10/13/69	Harold Jackson at Colts (L)	138 (8, 1)	12/18/60	Tommy McDonald at Redskins (W)	116 (2, 2)
10/5/69	Gary Ballman vs. Cowboys (L)	108 (5, 0)	12/18/60	Timmy Brown (RB) at Redskins (W)	128 (5, 1)
9/28/69	Ben Hawkins vs. Steelers (W)	145 (7, 4)	12/18/60	Pete Retzlaff at Redskins (W)	110 (5, 1)
11/10/68	Fred Hill (TE) vs. Redskins (L)	114 (9, 0)	12/11/60	Timmy Brown (RB) at Steelers (L)	112 (3, 1)
10/27/68	Ben Hawkins at Steelers (L)	108 (7, 0)	12/4/60	Pete Retzlaff at Cardinals (W)	123 (5, 1)
10/6/68	Ben Hawkins at Redskins (L)	105 (6, 1)	11/20/60	Bobby Walston at Giants (W)	119 (6, 0)
9/29/68	Ben Hawkins vs. Cowboys (L)	103 (6, 0)	11/6/60	Tommy McDonald vs. Steelers (W)	141 (8, 3)
12/3/67	Ben Hawkins at Redskins (T)	151 (5, 2)	10/9/60	Pete Retzlaff vs. Cardinals (W)	132 (7, 2)
10/22/67	Ben Hawkins at Cardinals (L)	197 (6, 1)	12/6/59	Tommy McDonald at Redskins (W)	153 (9, 3)
10/15/67	Ben Hawkins vs. 49ers (L)	150 (6, 1)	11/15/59	Pete Retzlaff vs. Cardinals (W)	137 (5, 1)
10/1/67	Ben Hawkins vs. Steelers (W)	187 (8, 2)	10/25/59	Tommy McDonald at Cardinals (W)	122 (3, 2)
9/17/67	Gary Ballman vs. Redskins (W)	105 (4, 2)	10/4/59	Tommy McDonald vs. Giants (W)	133 (6, 3)
9/17/67	Ben Hawkins vs. Redskins (W)	100 (5, 0)	12/14/58	Tommy McDonald at Redskins (L)	148 (4, 0)
9/25/66	Pete Retzlaff (TE) vs. Giants (W)	120 (5, 1)	11/16/58	Bill Barnes (RB) vs. Cardinals (W)	109 (7, 0)
12/5/65	Ray Poage vs. Cowboys (L)	142 (5, 1)	10/26/58	Pete Retzlaff at Packers (L)	121 (6, 0)
12/5/65	Pete Retzlaff (TE) vs. Cowboys (L)	118 (6, 0)	10/14/56	Bobby Walston at Steelers (W)	108 (4, 1)
11/28/65	Pete Retzlaff (TE) at Cardinals (W)	148 (9, 3)	9/30/56	Bobby Walston at Rams (L)	115 (5, 0)
11/14/65	Pete Retzlaff (TE) vs. Redskins (W)	204 (7, 0)	12/11/55	Pete Pihos at Bears (L)	114 (11, 0)
11/7/65	Pete Retzlaff (TE) at Browns (L)	151 (7, 3)	12/4/55	Pete Pihos vs. Cardinals (W)	127 (10, 1)
10/17/65	Pete Retzlaff (TE) at Giants (L)	133 (6, 1)	11/27/55	Pete Pihos vs. Rams (L)	103 (6, 1)
9/26/65	Timmy Brown (RB) vs. Giants (L)	106 (8, 0)	11/13/55	Bill Stribling vs. Browns (W)	123 (6, 2)
9/19/65	Timmy Brown (RB) vs. Cardinals (W)	129 (7, 1)	11/6/55	Pete Pihos at Redskins (L)	119 (8, 1)
12/13/64	Pete Retzlaff (TE) at Cardinals (L)	106 (6, 1)	12/12/54	Pete Pihos vs. Giants (W)	119 (8, 1)
11/29/64	Pete Retzlaff (TE) at Browns (L)	100 (5, 1)	11/28/54	Jerry Williams (RB) vs. Redskins (W)	163 (6, 1)
11/8/64	Pete Retzlaff (TE) at Rams (L)	105 (6, 0)	11/7/54	Dom Moselle (RB) vs. Cardinals (W)	100 (7, 1)
10/25/64	Bill Mack at Steelers (W)	104 (3, 1)	10/23/54	Pete Pihos at Steelers (L)	111 (7, 1)
10/4/64	Timmy Brown (RB) vs. Steelers (W)	110 (2, 2)	10/17/54	Pete Pihos at Redskins (W)	132 (9, 3)
	Brown also 16-116-OTDs rushing		10/3/54	Jerry Williams (RB) at Cardinals (W)	166 (5, 1)
9/20/64	Pete Retzlaff (TE) vs. 49ers (L)	121 (8, 1)	10/3/54	Bobby Walston at Cardinals (W)	110 (5, 3)
9/13/64	Pete Retzlaff (TE) vs. Giants (W)	139 (6, 1)	11/21/53	Pete Pihos vs. Cardinals (W)	113 (7, 0)
10/13/63	Tommy McDonald at Redskins (W)	139 (8, 2)	11/15/53	Pete Pihos vs. Colts (W)	118 (7, 1)
10/6/63	Pete Retzlaff (TE) vs. Cowboys (W)	107 (4, 0)	11/15/53	Bobby Walston vs. Colts (W)	110 (7, 0)
9/15/63	Tommy McDonald vs. Steelers (T)	179 (7, 2)	11/8/53	Bobby Walston vs. Giants (W)	176 (8, 2)
12/16/62	Tommy McDonald at Cardinals (L)	162 (4, 3)	11/8/53	Pete Pihos vs. Giants (W)	145 (7, 2)
12/16/62	Timmy Brown (RB) at Cardinals (L)	199 (5, 2)	10/25/53	Pete Pihos at Cardinals (W)	156 (8, 1)
12/9/62	Pete Retzlaff (TE) vs. Steelers (L)	122 (7, 2)	10/10/53	Bobby Walston at Browns (L)	110 (4, 0)
12/2/62	Pete Retzlaff (TE) at Redskins (W)	135 (8, 1)	12/7/52	Bud Grant vs. Dallas Texans (W)	203 (11, 2)
11/25/62	Tommy McDonald vs. Cowboys (W)	108 (3, 1)	11/30/52	Bud Grant at Cardinals (L)	186 (8, 1)
11/25/62	Pete Retzlaff (TE) vs. Cowboys (W)	113 (4, 0)	11/23/52	Bobby Walston at Browns (W)	121 (4, 1)
10/28/62	Timmy Brown (RB) at Vikings (L)	174 (5, 1)	10/12/52	Bud Grant vs. Steelers (W)	111 (5, 1)
10/21/62	Howard Cassady vs. Redskins (L)	133 (8, 2)	9/28/52	Bud Grant at Steelers (W)	135 (4, 1)
10/14/62	Tommy McDonald at Cowboys (L)	131 (7, 0)	10/21/51	Bobby Walston* at Giants (L)	118 (6, 2)
9/30/62	Tommy McDonald vs. Browns (W)	140 (6, 1)	10/22/50	Jack Ferrante at Steelers (W)	118 (5, 0)
9/23/62	Timmy Brown (RB) vs. Giants (L)	160 (9, 1)	10/15/50	Jack Ferrante at Colts (W)	103 (6, 0)
9/16/62	Pete Retzlaff (TE) vs. Cardinals (L)	126 (4, 0)	10/7/50	Jack Ferrante vs. Rams (W)	101 (4, 2)
12/17/61	Pete Retzlaff at Lions (W)	105 (9, 1)	11/13/49	Clyde Scott* (RB) at Redskins (W)	127 (4, 1)
12/10/61	Tommy McDonald vs. Giants (L)	237 (7, 2)	12/12/48	Jack Ferrante vs. Lions (W)	184 (7, 3)
11/26/61	Tommy McDonald vs. Cowboys (W)	131 (5, 3)	11/28/48	Pete Pihos vs. Steelers (W)	112 (7, 1)
11/5/61	Tommy McDonald vs. Bears (W)	109 (6, 1)	11/7/48	Pete Pihos at Giants (W)	128 (5, 2)
10/29/61	Tommy McDonald at Redskins (W)	141 (7, 1)	12/14/47	Pete Pihos* vs. Packers (W)	108 (4, 1)
10/29/61	Pete Retzlaff at Redskins (W)	125 (7, 2)	11/11/45	Jack Ferrante vs. Giants (W)	135 (5, 2)
			10/28/45	Jack Ferrante vs. Browns (W)	101 (5, 1)

* - denotes rookie

Underline - denotes playoff game

ALL-TIME 100-YARD RECEIVING GAMES



<u>Date</u>	<u>Player/Opponent/Result</u>	<u>Yds (Rec, TD)</u>
12/5/43	Tony Bova vs. Packers (L)	106 (3, 2)
11/1/42	Fred Meyer* at Redskins (L)	119 (4, 0)
12/1/40	Don Looney* at Redskins (L)	180 (14, 0)
10/26/40	Lester McDonald vs. Brook. Dodg. (L)	102 (6, 0)
9/22/40	Don Looney* at Rams (L)	129 (8, 2)
9/15/40	Don Looney* at Packers (L)	115 (8, 1)
11/19/39	Herschel Ramsey at Bears (L)	131 (8, 1)
9/11/38	Joe Carter vs. Redskins (L)	116 (6, 2)
11/14/37	Joe Carter at Packers (L)	139 (6, 1)

* - denotes rookie

Underline - denotes playoff game

MOST 100-YARD RECEIVING GAMES, Career

1.	Pete Retzlaff	23
2.	Harold Carmichael	21
	Mike Quick	21
4.	DeSean Jackson	20
5.	Tommy McDonald	17
6.	Fred Barnett	15
7.	Jeremy Maclin	14
	Pete Pihos	14
9.	Ben Hawkins	13
	Harold Jackson	13

*includes playoff games

MOST 150-YARD RECEIVING GAMES, Career

1.	DeSean Jackson	7
2.	Jeremy Maclin	5
	Tommy McDonald	5
4.	Ben Hawkins	4
	Fred Barnett	4

MOST 200-YARD RECEIVING GAMES, Career

1.	DeSean Jackson	1
	Kevin Curtis	1
	Pete Retzlaff	1
	Tommy McDonald	1
	Bud Grant	1

MOST 100-YARD RECEIVING GAMES, Season

1.	Terrell Owens (2004)	7
2.	Irving Fryar (1997)	6
	Mike Quick (1983)	6
4.	(nine times) last by DeSean Jackson (2013)	5

*regular season only

CONSECUTIVE 100-YD RECEIVING GAMES

<u>PLAYER (YEAR)</u>	<u>GAMES</u>
1. Terrell Owens (2004)	5
Harold Jackson (last 2 in 1971, first 3 in 1972)	5
3. Mike Quick (1983)	4
4. (seven times) last by Irving Fryar (1996)	3

ALL-TIME MULTI-SACK GAMES



Date	Player/Opponent/Result	Sacks	Date	Player/Opponent/Result	Sacks
12/3/17	Brandon Graham at Seahawks (L)	1.5	9/9/07	Trent Cole at Packers (L)	1.5
11/19/17	Derek Barnett* at Cowboys (W)	2.0	1/13/07	<u>Darwin Walker at Saints (L)</u>	2.0
10/23/17	Derek Barnett* vs. Redskins (W)	2.0	12/31/06	Matt McCoy vs. Falcons (W)	2.0
9/10/17	Brandon Graham at Redskins (W)	2.0	12/31/06	Juqua Parker vs. Falcons (W)	2.0
12/11/16	Fletcher Cox vs. Redskins (L)	1.5	11/19/06	Trent Cole vs. Titans (L)	1.5
9/25/16	Fletcher Cox vs. Steelers (W)	2.0	10/8/06	Darwin Walker vs. Cowboys (W)	3.0
12/26/15	Fletcher Cox vs. Redskins (L)	2.0	10/8/06	Darren Howard vs. Cowboys (W)	2.0
12/6/15	Brandon Graham at Patriots (W)	2.0	9/17/06	Jevon Kearse vs. Giants (L)	2.5
12/6/15	Connor Barwin at Patriots (W)	2.0	9/17/06	Trent Cole vs. Giants (L)	2.0
11/26/15	Vinny Curry at Lions (L)	2.0	9/17/06	Mike Patterson vs. Giants (L)	1.5
11/8/15	Brandon Graham at Cowboys (W)	2.0	9/10/06	Trent Cole at Texans (W)	2.0
10/11/15	Fletcher Cox vs. Saints (W)	3.0	11/20/05	Jevon Kearse at Giants (L)	2.5
11/23/14	Connor Barwin vs. Titans (W)	2.0	11/20/05	Trent Cole* at Giants (L)	2.0
11/23/14	Trent Cole vs. Titans (W)	2.0	11/14/05	Trent Cole* vs. Cowboys (L)	2.0
11/10/14	Brandon Graham vs. Panthers (W)	1.5	9/12/05	Brian Dawkins at Falcons (L)	1.5
11/10/14	Connor Barwin vs. Panthers (W)	3.5	9/12/05	Darwin Walker at Falcons (L)	1.5
10/12/14	Vinny Curry vs. Giants (W)	2.0	1/23/05	<u>Derrick Burgess vs. Falcons (W)</u>	2.0
10/12/14	Connor Barwin vs. Giants (W)	3.0	12/5/04	Corey Simon vs. Packers (W)	2.0
10/5/14	Connor Barwin vs. Rams (W)	2.0	12/5/04	Darwin Walker vs. Packers (W)	2.0
12/22/13	Trent Cole vs. Bears (W)	3.0	11/28/04	Corey Simon at Giants (W)	2.0
12/22/13	Mychal Kendricks vs. Bears (W)	2.0	11/7/04	Sam Rayburn at Steelers (L)	2.0
12/1/13	Brandon Graham vs. Cardinals (W)	2.0	10/31/04	Jevon Kearse vs. Ravens (W)	2.0
12/1/13	Trent Cole vs. Cardinals (W)	2.0	9/26/04	Jevon Kearse at Lions (W)	3.0
11/17/13	Trent Cole vs. Redskins (W)	2.0	11/16/03	Darwin Walker vs. Giants (W)	1.5
12/13/12	Brandon Graham vs. Bengals (L)	2.5	12/21/02	N.D. Kalu at Cowboys (W)	2.0
12/13/12	Fletcher Cox* vs. Bengals (L)	1.5	12/8/02	Brandon Whiting at Seahawks (W)	2.0
12/2/12	Brandon Graham at Cowboys (L)	1.5	12/1/02	N.D. Kalu vs. Rams (W)	3.0
9/23/12	Jason Babin at Cardinals (L)	1.5	12/1/02	Hugh Douglas vs. Rams (W)	2.0
12/18/11	Jason Babin vs. Jets (W)	3.0	11/3/02	Hugh Douglas at Bears (W)	2.0
12/11/11	Jason Babin at Dolphins (W)	3.0	10/20/02	Carlos Emmons vs. Buccaneers (W)	2.0
12/11/11	Trent Cole at Dolphins (W)	3.0	12/9/01	Derrick Burgess at Chargers (W)	2.0
12/1/11	Jason Babin at Seahawks (L)	2.0	11/29/01	Corey Simon at Chiefs (W)	2.0
10/30/11	Jason Babin vs. Cowboys (W)	2.0	11/25/01	Corey Simon vs. Redskins (L)	2.0
10/2/11	Jason Babin vs. 49ers (L)	3.0	11/18/01	Troy Vincent at Cowboys (W)	1.5
9/18/11	Cullen Jenkins at Falcons (L)	2.0	11/11/01	Hugh Douglas vs. Vikings (W)	2.5
9/11/11	Jason Babin at Rams (W)	2.0	11/4/01	Hugh Douglas vs. Cardinals (W)	2.0
11/28/10	Trent Cole at Bears (L)	2.0	9/23/01	Brandon Whiting at Seahawks (W)	2.0
10/17/10	Trent Cole vs. Falcons (W)	2.0	12/31/00	<u>Hugh Douglas vs. Buccaneers (W)</u>	2.0
9/26/10	Trent Cole at Jaguars (W)	2.0	11/19/00	Brian Dawkins vs. Cardinals (W)	2.0
9/26/10	Trevor Laws at Jaguars (W)	2.0	11/19/00	Jeremiah Trotter vs. Cardinals (W)	2.0
9/12/10	Juqua Parker vs. Packers (L)	2.0	11/19/00	Corey Simon* vs. Cardinals (W)	1.5
12/20/09	Trent Cole vs. 49ers (W)	2.0	11/5/00	Brandon Whiting vs. Cowboys (W)	1.5
12/13/09	Darren Howard at Giants (W)	2.0	10/22/00	Hugh Douglas vs. Bears (W)	1.5
10/26/09	Trent Cole at Redskins (W)	2.0	10/8/00	Hugh Douglas vs. Redskins (L)	2.0
9/13/09	Darren Howard at Panthers (W)	2.0	9/24/00	Corey Simon* at Saints (W)	2.0
12/28/08	Chris Clemons vs. Cowboys (W)	2.0	9/17/00	Hugh Douglas at Packers (L)	2.5
11/16/08	Trent Cole at Bengals (T)	2.0	9/3/00	Hugh Douglas at Cowboys (W)	2.0
11/16/08	Darren Howard at Bengals (T)	2.0	1/2/00	Tyrone Williams vs. Rams (W)	2.0
11/2/08	Darren Howard at Seahawks (W)	1.5	12/19/99	Mike Mamula vs. Patriots (W)	3.0
9/21/08	Juqua Parker vs. Steelers (W)	2.5	10/31/99	Greg Jefferson vs. Giants (L)	1.5
9/21/08	Darren Howard vs. Steelers (W)	2.0	11/22/98	Bill Johnson at Giants (L)	1.5
9/21/08	Omar Gaither vs. Steelers (W)	1.5	11/15/98	Hugh Douglas at Redskins (L)	1.5
12/9/07	Trent Cole vs. Giants (L)	2.0	11/8/98	Hugh Douglas vs. Lions (W)	2.5
10/28/07	Trent Cole at Vikings (W)	2.0	10/18/98	Hugh Douglas at Chargers (L)	4.5
9/23/07	Trent Cole vs. Lions (W)	3.5	10/11/98	Hollis Thomas vs. Redskins (W)	2.0
9/23/07	Brodrick Bunkley vs. Lions (W)	2.0	10/11/98	Hugh Douglas vs. Redskins (W)	1.5
9/23/07	Juqua Parker vs. Lions (W)	2.0	10/11/98	Al Wallace vs. Redskins (W)	1.5
			12/14/97	Greg Jefferson at Falcons (L)	2.0

* - denotes rookie

Underline - denotes playoff game

ALL-TIME MULTI-SACK GAMES



<u>Date</u>	<u>Player/Opponent/Result</u>	<u>Sacks</u>			
9/1/96	Mike Mamula at Redskins (W)	2.0	10/15/90	Jessie Small vs. Vikings (W)	2.0
12/17/95	William Fuller vs. Cardinals (L)	2.0	9/30/90	Reggie White vs. Colts (L)	3.0
12/10/95	William Fuller vs. Cowboys (W)	1.5	9/16/90	Mike Pitts vs. Phoenix Cardinals (L)	2.0
12/3/95	William Fuller at Seahawks (L)	2.0	9/16/90	Reggie White vs. Phoenix Cardinals (L)	2.0
12/3/95	Kevin Johnson at Seahawks (L)	2.0	12/18/89	Jerome Brown at Saints (L)	2.0
11/19/95	Mike Mamula vs. Giants (W)	3.0	10/29/89	Clyde Simmons at Broncos (W)	3.5
11/19/95	Andy Harmon vs. Giants (W)	2.0	10/29/89	Reggie White at Broncos (W)	1.5
10/29/95	William Fuller vs. Rams (W)	2.0	10/22/89	Seth Joyner vs. Los Angeles Raiders (W)	2.0
10/29/95	Andy Harmon vs. Rams (W)	2.0	10/15/89	Jerome Brown at Phoenix Cardinals (W)	2.5
10/15/95	Andy Harmon at Giants (W)	2.0	10/8/89	Reggie White vs. Giants (W)	2.0
10/15/95	Kevin Johnson at Giants (W)	2.0	9/24/89	Reggie White vs. 49ers (L)	2.5
10/8/95	Andy Harmon vs. Redskins (W)	3.0	9/24/89	Mike Pitts vs. 49ers (L)	2.0
10/1/95	Mike Mamula at Saints (W)	2.0	9/24/89	Clyde Simmons vs. 49ers (L)	2.0
12/18/94	Mike Flores vs. Giants (L)	2.0	9/17/89	Jerome Brown at Redskins (W)	2.0
12/4/94	William Fuller at Cowboys (L)	1.5	9/10/89	Clyde Simmons vs. Seahawks (W)	2.0
11/6/94	Andy Harmon vs. Cardinals (W)	2.0	12/18/88	Reggie White at Cowboys (W)	2.0
10/24/94	William Thomas vs. Oilers (W)	2.0	12/10/88	Reggie White at Phoenix Cardinals (W)	2.0
9/18/94	Bill Romanowski vs. Packers (W)	1.5	11/27/88	Clyde Simmons vs. Phoenix Cardinals (W)	2.5
9/12/94	William Fuller vs. Bears (W)	2.0	11/6/88	Reggie White vs. Los Angeles Rams (W)	2.0
1/3/94	Andy Harmon vs. 49ers (W)	3.0	10/30/88	Reggie White vs. Falcons (L)	2.0
12/26/93	Clyde Simmons vs. Saints (W)	2.0	10/10/88	Reggie White vs. Giants (W)	2.5
12/6/93	Andy Harmon at Cowboys (L)	2.5	10/2/88	Clyde Simmons vs. Oilers (W)	2.0
11/28/93	Mike Flores at Redskins (W)	2.0	9/25/88	Reggie White at Vikings (L)	4.0
10/31/93	Andy Harmon vs. Cowboys (L)	2.0	12/27/87	Reggie White vs. Bills (W)	2.0
9/19/93	Clyde Simmons vs. Redskins (W)	2.0	12/20/87	Reggie White at Jets (W)	2.0
12/27/92	Clyde Simmons vs. Giants (W)	1.5	12/6/87	Reggie White at Giants (L)	2.0
12/13/92	Clyde Simmons at Seahawks (W)	2.0	11/29/87	Mike Pitts at Patriots (W)	2.0
12/13/92	Reggie White at Seahawks (W)	2.0	11/29/87	Reggie White at Patriots (W)	2.0
12/6/92	Andy Harmon vs. Vikings (W)	2.5	11/22/87	Reggie White vs. St. Louis Rams (L)	2.0
11/29/92	Mike Pitts at 49ers (L)	2.0	11/15/87	Reggie White vs. Giants (L)	3.0
11/22/92	Reggie White at Giants (W)	3.5	11/1/87	Jerome Brown at St. Louis Rams (W)	2.0
11/22/92	Clyde Simmons at Giants (W)	3.0	11/1/87	Reggie White at St. Louis Rams (W)	2.0
11/8/92	Clyde Simmons vs. Los Angeles Raiders (W)	1.5	10/25/87	Reggie White vs. Cowboys (W)	2.5
11/8/92	Reggie White vs. Los Angeles Raiders (W)	1.5	10/18/87	Fred Smalls at Packers (L)	2.5
10/11/92	Clyde Simmons at Chiefs (L)	2.0	10/18/87	Ray Phillips at Packers (L)	1.5
10/5/92	Reggie White vs. Cowboys (W)	2.0	9/20/87	Clyde Simmons vs. Saints (W)	1.5
9/20/92	Clyde Simmons vs. Broncos (W)	1.5	9/20/87	Reggie White vs. Saints (W)	1.5
9/13/92	Clyde Simmons at Phoenix Cardinals (W)	3.0	12/14/86	Reggie White at Cowboys (W)	3.0
12/22/91	Reggie White vs. Redskins (W)	2.0	12/7/86	Reggie White vs. St. Louis Rams (T)	2.0
12/8/91	Clyde Simmons at Giants (W)	2.0	11/30/86	Reggie White at Los Angeles Raiders (W)	4.0
12/2/91	Seth Joyner at Oilers (W)	2.0	11/23/86	Ken Clarke at Seahawks (L)	2.0
11/17/91	Clyde Simmons vs. Bengals (W)	2.0	11/9/86	Greg Brown vs. Giants (L)	2.0
11/17/91	Reggie White vs. Bengals (W)	2.0	11/2/86	Reggie White at St. Louis Rams (L)	4.0
11/4/91	Clyde Simmons vs. Giants (W)	1.5	10/5/86	Garry Cobb at Falcons (W)	4.0
11/4/91	Reggie White vs. Giants (W)	1.5	9/7/86	Ken Clarke at Redskins (L)	2.0
10/6/91	Wes Hopkins at Buccaneers (L)	2.0	12/22/85	Garry Cobb at Vikings (W)	2.0
9/22/91	Clyde Simmons vs. Steelers (W)	2.0	12/22/85	Reggie White at Vikings (W)	2.0
9/15/91	Clyde Simmons at Cowboys (W)	4.5	12/22/85	Reggie Wilkes at Vikings (W)	2.0
9/15/91	Jerome Brown at Cowboys (W)	2.5	12/8/85	Ray Ellis vs. Redskins (L)	2.0
9/15/91	Mike Golic at Cowboys (W)	2.0	11/17/85	Reggie White at St. Louis Rams (W)	3.0
9/1/91	Reggie White at Packers (W)	3.0	11/10/85	Ken Clarke vs. Falcons (W)	2.0
12/29/90	Seth Joyner at Phoenix Cardinals (W)	2.0	11/10/85	Reggie White vs. Falcons (W)	2.0
12/16/90	Clyde Simmons vs. Packers (W)	1.5	10/13/85	Greg Brown vs. St. Louis Rams (W)	3.0
12/16/90	Reggie White vs. Packers (W)	1.5	10/6/85	Greg Brown at Saints (L)	1.5
11/18/90	Clyde Simmons at Falcons (W)	2.0	10/6/85	Ken Clarke at Saints (L)	1.5
11/12/90	Reggie White vs. Redskins (W)	2.0	9/29/85	Reggie White vs. Giants (L)	2.5
11/4/90	Seth Joyner vs. Patriots (W)	2.0	9/29/85	Ken Clarke vs. Giants (L)	1.5
			12/16/84	Greg Brown at Falcons (L)	4.0

* - denotes rookie

Underline - denotes playoff game

ALL-TIME MULTI-SACK GAMES



<u>Date</u>	<u>Player/Opponent/Result</u>	<u>Sacks</u>
12/16/84	Ken Clarke at Falcons (L)	2.0
12/16/84	Byron Darby at Falcons (L)	2.0
12/9/84	Byron Darby vs. Patriots (W)	1.5
12/9/84	Dennis Harrison vs. Patriots (W)	1.5
12/2/84	Greg Brown vs. Cowboys (L)	1.5
11/25/84	Dennis Harrison at St. Louis Rams (L)	1.5
11/4/84	Ken Clarke at Lions (T)	3.0
10/21/84	Dennis Harrison vs. Giants (W)	2.0
10/21/84	Greg Brown vs. Giants (W)	1.5
10/14/84	Ken Clarke vs. Colts (W)	2.0
10/14/84	Dennis Harrison vs. Colts (W)	2.0
9/30/84	Greg Brown at Redskins (L)	2.0
12/18/83	Greg Brown at St. Louis Rams (L)	2.5
11/20/83	Greg Brown vs. Giants (L)	2.0
11/13/83	Dennis Harrison at Bears (L)	3.0
10/9/83	Dennis Harrison at Giants (W)	2.0
10/2/83	Dennis Harrison at Falcons (W)	3.0
9/25/83	Carl Hairston at St. Louis Rams (L)	2.0
9/25/83	Joel Williams at St. Louis Rams (L)	1.5
12/26/82	Greg Brown at Cowboys (W)	2.0
12/26/82	Dennis Harrison at Cowboys (W)	1.5
12/19/82	Carl Hairston vs. Oilers (W)	2.0
12/11/82	Dennis Harrison at Giants (L)	2.0
12/5/82	Dennis Harrison vs. St. Louis Rams (L)	2.0
11/28/82	Dennis Harrison at Redskins (L)	2.0

* - denotes rookie

Underline - denotes playoff game

MOST MULTI-SACK GAMES, Career

1.	Reggie White	38
2.	Clyde Simmons	22
3.	Trent Cole	20
4.	Hugh Douglas	13
5.	Dennis Harrison	11

*includes playoff games

MOST MULTI-SACK GAMES, Season

1.	Reggie White (1987)	9
2.	Clyde Simmons (1992)	7
3.	Jason Babin (2011)	6
	Reggie White (1988)	6
5.	Hugh Douglas (2000)	5
	Clyde Simmons (1991)	5

*regular season only

MOST 3-SACK GAMES, Career

1.	Reggie White	9
2.	Clyde Simmons	4
3.	Trent Cole	3
	Jason Babin	3
5.	Connor Barwin, four other players tied with	2

*includes playoffs

MOST 3-SACK GAMES, Season

1.	Jason Babin (2011)	3
	Reggie White (1986)	3
3.	Connor Barwin (2014)	2
	Dennis Harrison (1983)	2
	Clyde Simmons (1992)	2

*regular season only

MOST CONSECUTIVE MULTI-SACK GAMES

1.	Reggie White (1987)	4
2.	Jason Babin (2011)	3
	William Fuller (1995)	3
	Andy Harmon (1995)	3
	Dennis Harrison (1982)	3
	Reggie White (1986)	3

MULTI-INTERCEPTION GAMES SINCE 1960



Date	Player/Opponent/Result	INTs		
1/1/17	<u>Jordan Hicks (LB) vs. Cowboys (W)</u>	2	12/12/71	Leroy Keyes vs. St. Louis Rams (W) 2
12/22/16	<u>Malcolm Jenkins vs. Giants (W)</u>	2	11/21/71	Bill Bradley at St. Louis Rams (W) 2
9/9/12	Dominique Rodgers-Cromartie at Browns (W)	2	11/7/71	Bill Bradley at Redskins (T) 2
9/9/12	Kurt Coleman at Browns (W)	2	10/31/71	Bill Bradley vs. Broncos (W) 2
10/16/11	Kurt Coleman at Redskins (W)	3	9/26/71	Bill Bradley vs. Cowboys (L) 2
11/21/10	Asante Samuel vs. Giants (W)	2	11/8/70	Adrian Young vs. Dolphins (W) 2
11/15/10	Dimitri Patterson at Redskins (W)	2	12/21/69	Joe Scarpati at 49ers (L) 2
11/7/10	Asante Samuel vs. Colts (W)	2	10/13/69	Nate Ramsey at Baltimore Colts (L) 2
11/29/09	Asante Samuel vs. Redskins (W)	2	11/17/68	Al Nelson at Giants (L) 2
10/11/09	Asante Samuel vs. Buccaneers (W)	2	10/29/67	Ron Medved vs. Cowboys (W) 2
9/13/09	Sheldon Brown at Panthers (W)	2	10/23/66	Joe Scarpati at Giants (W) 3
10/8/06	Lito Sheppard vs. Cowboys (W)	2	9/18/66	Joe Scarpati vs. Falcons (W) 2
10/2/05	Sheldon Brown at Chiefs (W)	2	12/12/65	Jim Nettles at Steelers (W) 3
10/17/04	Lito Sheppard vs. Panthers (W)	2	12/12/65	Joe Scarpati at Steelers (W) 2
12/8/02	Bobby Taylor at Seahawks (W)	2	11/28/65	Nate Ramsey at St. Louis Rams (W) 3
1/12/02	<u>Damon Moore vs. Buccaneers (W)</u>	2	11/28/65	Al Nelson at St. Louis Rams (W) 2
12/16/01	Brian Dawkins at Redskins (W)	2	12/13/64	Nate Ramsey at St. Louis Rams (L) 2
9/24/00	Troy Vincent at Saints (W)	2	12/1/63	Dave Lloyd at Steelers (T) 2
12/19/99	Troy Vincent vs. Patriots (W)	2	10/13/63	Don Burroughs at Redskins (W) 2
12/14/96	Michael Zordich at Jets (W)	2	12/9/62	Ben Scotti vs. Steelers (L) 2
9/22/96	William Thomas at Falcons (W)	2	10/6/62	Don Burroughs at Steelers (L) 2
12/17/95	William Thomas vs. Cardinals (W)	2	12/3/61	Don Burroughs at Steelers (W) 3
10/15/95	William Thomas at Giants (W)	2	12/3/61	Chuck Bednarik at Steelers (W) 2
12/26/93	Eric Allen vs. Saints (W)	2	11/27/60	Don Burroughs vs. Giants (W) 2
10/17/93	Mark McMillian at Giants (L)	2	10/16/60	Gene Johnson vs. Lions (W) 2
1/3/93	<u>Eric Allen at Saints (W)</u>	2	10/9/60	Don Burroughs vs. St. Louis Rams (W) 2
11/8/92	Eric Allen vs. Los Angeles Raiders (W)	2	9/30/60	Chuck Weber at Cowboys (W) 3
11/17/91	Wes Hopkins vs. Bengals (W)	2		
9/15/91	Rich Miano at Cowboys (W)	2		
12/23/90	Eric Allen vs. Cowboys (W)	2		
12/18/88	Wes Hopkins at Cowboys (W)	2		
11/20/88	Terry Hoage at Giants (W)	2		
9/4/88	Terry Hoage at Buccaneers (W)	2		
9/20/87	Elbert Foules vs. Saints (W)	2		
12/21/86	Roynell Young vs. Redskins (L)	2		
9/14/86	Andre Waters at Bears (L)	2		
10/20/85	Wes Hopkins vs. Cowboys (W)	2		
12/2/84	Wes Hopkins vs. Cowboys (L)	2		
12/19/82	Roynell Young vs. Oilers (W)	2		
12/20/81	Herman Edwards vs. St. Louis Rams (W)	2		
9/17/81	Brenard Wilson at Bills (W)	2		
1/3/81	<u>Herman Edwards vs. Vikings (W)</u>	2		
1/3/81	<u>Roynell Young vs. Vikings (W)</u>	2		
9/22/80	Herman Edwards vs. Giants (W)	2		
11/4/79	Herman Edwards vs. Browns (L)	2		
10/14/79	Randy Logan at St. Louis Rams (W)	2		
12/17/78	Herman Edwards vs. Giants (W)	2		
9/17/78	Deac Sanders at Saints (W)	2		
12/4/77	Randy Logan at Cowboys (L)	2		
11/6/77	Deac Sanders vs. Saints (W)	2		
10/9/77	Deac Sanders at Giants (W)	2		
12/21/75	Frank LeMaster at Redskins (W)	2		
12/21/75	Artimus Parker at Redskins (W)	2		
11/30/75	Bill Bergey vs. 49ers (W)	2		
10/5/75	Bill Bradley vs. Redskins (W)	2		
11/5/72	Bill Bradley vs. St. Louis Rams (T)	2		
10/8/72	Bill Bradley at Redskins (L)	2		

* - denotes rookie
Underline - denotes playoff game

MOST MULTI-INT GAMES, Career

1. Bill Bradley 7
2. Don Burroughs 5
- Herman Edwards 5
4. Asante Samuel, Eric Allen 4
- Wes Hopkins, Joe Scarpati 4

*includes playoff games

MOST MULTI-INT GAMES, Season

1. Bill Bradley (1971) 4
2. eight times, last by Asante Samuel (2010) 2

*regular season only

MOST 3-INT GAMES, Career

1. Kurt Coleman 1
- Don Burroughs 1
- Jim Nettles 1
- Nate Ramsey 1
- Joe Scarpati 1
- Chuck Weber 1

*includes playoffs

CONSECUTIVE MULTI-INT GAMES

1. Bill Bradley (1971) 2

ALL-TIME INTERCEPTION RETURNS FOR TDS



Date	Player/Opponent/Result	Yards		
10/29/17	Jalen Mills vs. 49ers (W)	37	12/21/75	Frank LeMaster at Redskins (W) 89
12/22/16	Malcolm Jenkins vs. Giants (W)	34	12/21/75	Joe Lavender at Redskins (W) 36
12/11/16	Leodis McKelvin vs. Redskins (L)	29	9/29/74	Joe Lavender vs. Baltimore Colts (W) 37
10/16/16	Malcolm Jenkins at Redskins (L)	64	12/9/73	John Outlaw vs. Jets (W) 45
12/6/15	Malcolm Jenkins at Patriots (W)	99	12/19/71	Al Nelson at Giants (W) 19
11/8/15	Jordan Hicks* at Cowboys (W)	67	10/19/69	Bill Bradley* at Cowboys (L) 56
10/19/15	Nolan Carroll vs. Giants (W)	17	10/13/69	Nate Ramsey at Baltimore Colts (L) 26
11/10/14	Bradley Fletcher vs. Panthers (W)	34	9/21/69	Joe Scarpati vs. Browns (L) 34
9/28/14	Malcolm Jenkins at 49ers (L)	53	12/10/67	Joe Scarpati at Cowboys (L) 67
12/22/13	Brandon Boykin vs. Bears (W)	54	10/8/67	Don Hultz at Falcons (W) 16
11/13/11	Asante Samuel vs. Cardinals (L)	20	11/20/66	Jim Nettles at 49ers (W) 34
11/15/10	Dimitri Patterson at Redskins (W)	40	12/12/65	Jim Nettles* at Steelers (W) 56
12/6/09	Sheldon Brown at Falcons (W)	83	12/12/65	George Tarasovic at Steelers (W) 40
10/26/09	Will Witherspoon at Redskins (W)	9	12/12/65	Maxie Baughan at Steelers (W) 33
1/4/09	Asante Samuel at Vikings (W)	44	12/6/64	Joe Scarpati* vs. Cowboys (W) 24
12/15/08	Asante Samuel vs. Browns (W)	50	10/25/64	Irv Cross at Steelers (W) 94
10/12/08	Juqua Parker at 49ers (W)	55	11/10/63	Lee Roy Caffey* at Giants (L) 87
12/17/06	Trent Cole at Giants (W)	19	10/13/57	Jimmy Harris* at Browns (L) 65
12/10/06	Michael Lewis at Redskins (W)	84	10/5/57	Jerry Norton vs. Giants (L) 99
11/12/06	Sheldon Brown vs. Redskins (W)	70	10/14/56	Eddie Bell at Steelers (W) 28
10/8/06	Lito Sheppard vs. Cowboys (W)	102	11/13/55	Bibbles Bawel vs. Browns (W) 40
10/2/05	Sheldon Brown at Chiefs (W)	40	10/15/55	Bibbles Bawel at Steelers (L) 42
11/15/04	Lito Sheppard at Cowboys (W)	101	12/12/54	Jerry Norton* vs. Giants (W) 69
10/17/04	Lito Sheppard vs. Panthers (W)	64	11/15/53	Chuck Bednarik vs. Baltimore Colts (W) 26
10/5/03	ND Kalu vs. Redskins (W)	15	12/14/52	Mike Jarmoluk at Redskins (L) 45
1/11/03	Bobby Taylor vs. Falcons (W)	39	12/7/52	Vic Sears vs. Dallas Texans (W) 9
12/21/02	Shawn Barber at Cowboys (W)	80	11/2/52	Russ Craft at Packers (L) 32
12/1/02	Bobby Taylor vs Rams (W)	23	10/29/50	Joe Muha vs. Redskins (W) 19
1/12/02	Damon Moore vs. Buccaneers (W)	59	10/22/50	Norm Willey* at Steelers (W) 41
11/18/01	Jeremiah Trotter at Cowboys (W)	50	9/24/50	Frank Reagan at Chicago Cardinals (W) 46 (lateral)
11/18/01	William Hampton at Cowboys (W)	33	12/4/49	Joe Muha at Giants (W) 28
11/19/00	Mike Caldwell vs. Cardinals (W)	26	11/20/49	Pat McHugh vs. NY Bulldogs (W) 21
9/3/00	Jeremiah Trotter at Cowboys (W)	27	11/10/46	Gil Steinke at Giants (L) 52
1/2/00	Mike Mamula vs. Rams (W)	41	12/3/44	Vic Linskog* vs. Brooklyn Tigers (W) 65
1/2/00	Al Harris vs. Rams (W)	17	11/26/44	Tom Miller vs. Bears (L) 35
11/21/99	Brandon Whiting vs. Colts (L)	22	11/19/44	Jack Hinkle at Redskins (W) 50
10/24/99	Brian Dawkins at Dolphins (L)	67	11/7/43	Larry Cabrelli vs. Redskins (T) 24
10/3/99	Bobby Taylor at Giants (L)	18	10/31/43	Ben Kish vs. Chicago Cardinals (W) 86
12/7/97	Brian Dawkins vs. Giants (L)	64	9/16/38	Jay Arnold at Pittsburgh Pirates (W) 22
11/3/96	Troy Vincent at Cowboys (W)	90 (lateral)	10/10/37	Maurice Harper* at Redskins (W) 20
12/30/95	William Thomas vs. Lions (W)	30	11/6/34	Swede Hanson vs. Cincinnati Reds (W) N/A
12/30/95	Barry Wilburn vs. Lions (W)	24	11/26/33	Lee Woodruff vs. Cincinnati Reds (W) 55
9/10/95	William Thomas at Cardinals (W)	37		
12/24/94	Mike Zordich at Bengals (L)	18		
10/30/94	Greg Jackson at Redskins (W)	55		
12/26/93	Eric Allen vs. Saints (W)	33		
12/26/93	Eric Allen vs. Saints (W)	25		
10/3/93	Eric Allen at Jets (W)	94		
9/19/93	Eric Allen vs. Redskins (W)	29		
1/3/93	Eric Allen at Saints (W)	18		
12/6/92	Seth Joyner vs. Vikings (W)	24		
11/22/92	Seth Joyner at Giants (W)	43		
12/22/91	Otis Smith vs. Washington (W)	74		
12/23/90	Eric Allen vs. Cowboys (W)	35		
11/25/90	Byron Evans vs. Giants (W)	23		
11/12/90	William Frizzell vs. Redskins (W)	30		
12/3/89	Clyde Simmons at Giants (W)	60		
9/10/89	Eric Everett vs. Seahawks (W)	30		
10/27/85	Wes Hopkins vs. Bills (W)	24		
9/29/85	Herman Edwards vs. Giants (L)	3		
12/19/82	Richard Blackmore vs. Oilers (W)	20		
12/17/78	Frank LeMaster vs. Giants (W)	9		
10/15/78	John Sanders vs. Washington (W)	19		

* - denotes rookie

Underline - denotes playoff game

MOST INT-TDs, Career (includes playoffs)

1. Eric Allen 6
2. **Malcolm Jenkins** 4
3. Sheldon Brown, Asante Samuel, Lito Sheppard, Bobby Taylor, Joe Scarpati 3

MOST INT-TDs, Season (regular season only)

1. Eric Allen (1993) 4
2. **Malcolm Jenkins (2016)**, Lito Sheppard (2004), Seth Joyner (1992), Bibbles Bawel (1955) 2

MOST INT-TDs, Game

1. Eric Allen (12/26/93 vs. NO) 2

CONSECUTIVE GAMES WITH AN INT-TD

1. Eric Allen (1993) 2

ALL-TIME FUMBLE RECOVERIES FOR TDS



Date	Player/Opponent/Result	Yards		
12/10/17	Brandon Graham at LA Rams (W)	16	11/27/60	J.D. Smith vs. Giants (W) 0
11/26/17	Nelson Agholor vs. Bears (W)	0	11/20/60	Jimmy Carr at Giants (W) 38
11/19/17	Nigel Bradham at Cowboys (W)	37	12/13/59	Don Owens vs. Browns (L) 3
9/10/17	Fletcher Cox at Redskins (W)	20	11/22/59	Jerry Huth vs. Los Angeles Rams (W) 0
1/3/16	Walter Thurmond at Giants (W)	83	10/4/59	Chuck Weber vs. Giants (W) 0
10/5/14	Cedric Thornton vs. Rams (W)	0	12/12/54	Norm Willey vs. Giants (W) 0
9/7/14	Fletcher Cox vs. Jaguars (W)	17	10/25/53	Tom Scott* at Chicago Cardinals (W) 0
10/27/13	Najee Goode vs. Giants (L)	2	12/7/52	Ebert Van Buren vs. Dallas Texans (W) 0
12/18/11	Juqua Parker vs. Jets (W)	47	11/16/52	Pete Pihos vs. Chicago Cardinals (W) 12
11/7/11	Brian Rolle vs. Bears (L)	22	11/9/52	Mike Jarmoluk vs. Redskins (W) 16
9/11/11	Juqua Parker at Rams (W)	56	11/4/51	Gerry Cowhig at Steelers (W) 25
10/10/10	Quintin Mikell at 49ers (W)	52	10/29/50	John Green vs. Redskins (W) 2
12/13/09	Sheldon Brown at Giants (W)	60	11/6/49	Russ Craft vs. Los Angeles Rams (W) 21
9/13/09	Victor Abiamiri at Panthers (W)	2	10/31/48	Bosh Pritchard at Steelers (W) 18
12/28/08	Joselio Hanson vs. Cowboys (W)	96	10/5/47	Joe Muha vs. Giants (W) 2
12/28/08	Chris Clemons vs. Cowboys (W)	73	10/8/44	Jack Banta vs. Redskins (T) 0
9/15/08	Chris Gocong at Cowboys (L)	0	10/31/43	Jack Hinkle vs. Chicago Cardinals (W) 0
12/30/07	Kevin Curtis vs. Bills (W)	0	10/24/43	Al Wukits* at Giants (L) 2
12/23/07	Kevin Curtis at Saints (W)	0	11/1/42	Rupert Pate at Redskins (L) 53
9/24/06	Mike Patterson at 49ers (W)	98	9/20/42	Vic Sears at Cleveland Rams (L) 25
10/9/05	Sheldon Brown at Cowboys (L)	80	9/15/40	Don Looney* at Packers (L) 44
1/16/05	<u>Freddie Mitchell vs. Vikings (W)</u>	0	10/15/39	Theodore Schmitt at Giants (L) 63
12/15/02	Carlos Emmons vs. Redskins (W)	44	9/25/38	Bob Pylman* vs. Giants (W) 88
12/9/01	Brian Dawkins vs. Chargers (W)	49	9/25/38	Joe Carter vs. Giants (W) 92
9/30/01	Damon Moore vs. Cowboys (W)	10	9/16/38	Jay Arnold at Pittsburgh Pirates (W) 18
9/15/97	William Thomas at Cowboys (L)	37	10/31/37	Joe Pilconis at Pittsburgh Pirates (L) 22
12/22/96	Mike Mamula vs. Cardinals (W)	4		
10/13/96	William Thomas at Giants (W)	23		
9/30/96	Rhett Hall vs. Cowboys (L)	32		
12/24/95	Jerome Henderson at Bears (L)	0		
10/29/95	Kevin Johnson vs. St. Louis Rams (W)	37		
10/15/95	Mike Zordich at Giants (W)	58		
9/24/95	Greg Jackson at Raiders (L)	45		
1/3/94	Byron Evans at 49ers (W)	30		
9/13/92	Reggie White at Phoenix Cardinals (W)	37		
11/24/91	Seth Joyner at Phoenix Cardinals (W)	34		
11/24/91	Clyde Simmons at Phoenix Cardinals (W)	0		
10/6/91	Seth Joyner at Buccaneers (L)	0		
11/12/90	Clyde Simmons vs. Redskins (W)	18		
12/3/89	Andre Waters at Giants (W)	3		
11/20/88	Cris Carter at Giants (W)	0		
9/20/87	Seth Joyner vs. Saints (W)	18		
9/13/87	Reggie White at Redskins (L)	70		
12/15/85	Dave Little at Chargers (L)	0		
12/26/82	Greg Brown at Cowboys (W)	0		
10/11/81	Frank LeMaster at Saints (W)	47		
9/27/81	Greg Brown* vs. Redskins (W)	7		
11/16/80	Jerry Robinson at Redskins (W)	59		
11/19/78	Herman Edwards at Giants (W)	26		
12/1/74	Will Wynn vs. Packers (W)	87		
10/6/74	Bill Dunstan at Chargers (W)	46		
9/23/74	Joe Lavender vs. Cowboys (W)	96		
11/4/73	Will Wynn* vs. Patriots (W)	24		
11/21/71	Steve Smith at St. Louis Cardinals (W)	5		
11/21/71	Ben Hawkins at St. Louis Cardinals (W)	5		
11/15/70	Steve Preece vs. Falcons (T)	21		
12/18/66	Harold Wells at Redskins (W)	60		
10/10/65	George Tarasovic at Cowboys (W)	62		
11/22/64	Mike Morgan* vs. St. Louis Cardinals (L)	0		

* - denotes rookie
Underline - denotes playoff game

MOST FR-TDs, Career

1. Seth Joyner 3
2. 9 players, last by **Fletcher Cox** 2
 *includes playoff games

MOST FR-TDs, Season

1. Kevin Curtis (2007) 2
 - Seth Joyner (1991) 2
 - Juqua Parker (2011) 2
- *regular season only

CONSECUTIVE GAMES WITH A FR-TD

1. Kevin Curtis (2007) 2

ALL-TIME KICK RETURNS FOR TDS



PUNT RETURNS FOR TOUCHDOWNS

Date	Player/Opponent/Result	Yards
12/2/12	Damaris Johnson* at Cowboys (L)	98
9/27/15	Darren Sproles at Jets (W)	89
11/22/92	Vai Sikahema at Giants (W)	87
9/13/09	DeSean Jackson at Panthers (W)	85
10/19/03	Brian Westbrook at Giants (W)	84
12/6/15	Darren Sproles at Patriots (W)	83
9/28/14	Darren Sproles at 49ers (L)	82
12/21/03	Brian Westbrook vs. 49ers (L)	81
10/4/59	Tommy McDonald vs. Giants (W)	81
10/25/42	Ernie Steele* at Bears (L)	80 (lateral)
12/21/47	<u>Bosh Pritchard at Steelers (W)</u>	79
11/25/02	Brian Mitchell at 49ers (W)	76
11/30/86	Greg Garrity at Los Angeles Raiders (W)	76
12/13/09	DeSean Jackson at Giants (W)	72
9/24/00	Brian Mitchell at Saints (W)	72
10/30/49	Clyde Scott* at Steelers (W)	70
11/23/47	Pat McHugh* at Boston Yanks (L)	69
10/5/08	DeSean Jackson* vs. Redskins (L)	68
11/6/66	Aaron Martin vs. Cowboys (W)	67
12/3/61	Timmy Brown at Steelers (W)	66
11/10/14	Darren Sproles vs. Panthers (W)	65
12/19/10	DeSean Jackson at Giants (W)	65
12/19/65	Bob Shann* vs. Lions (L)	63
10/11/59	Art Powell* vs. Steelers (W)	58
9/3/78	Wally Henry vs. Los Angeles Rams (L)	57
11/9/52	Don Stevens* vs. Redskins (W)	56
10/31/48	Bosh Pritchard at Steelers (W)	55
10/22/44	Steve Van Buren* vs. Boston Yanks (W)	55
10/6/68	Alvin Haymond at Redskins (L)	54
10/26/52	Bibbles Bawel* at Giants (W)	52
12/8/46	Steve Van Buren at Boston Yanks (W)	50
12/4/49	Frank Reagan at Giants (W)	41
11/2/47	Pete Pihos* at Redskins (W)	26
10/18/36	Stumpy Thomason at Boston Redskins (L)	15

* - denotes rookie

Underline - denotes playoff game

KICKOFF RETURNS FOR TOUCHDOWNS

Date	Player/Opponent/Result	Yards
11/23/14	Josh Huff* vs. Titans (W)	107
9/17/61	Timmy Brown vs. Browns (W)	105
10/7/50	Russ Craft vs. Los Angeles Rams (W)	103
9/21/14	Chris Polk vs. Redskins (W)	102
11/13/38	Dave Smukler at Brooklyn Dodgers (L)	100
11/23/08	Quintin Demps* at Ravens (L)	100
9/22/63	Timmy Brown vs. Cardinals (L)	100
12/2/62	Timmy Brown at Redskins (W)	99
12/11/77	Wilbert Montgomery* vs. Giants (W)	99
10/23/16	Josh Huff vs. Vikings (W)	98
9/22/68	Alvin Haymond vs. Giants (L)	98
12/2/45	Steve Van Buren at Giants (L)	98
11/1/42	Bosh Pritchard* at Redskins (L)	97
9/22/96	Derrick Witherspoon at Falcons (W)	97
11/12/44	Steve Van Buren* vs. Giants (T)	97
9/24/55	Jerry Norton vs. Giants (W)	96
11/24/96	Derrick Witherspoon at Cardinals (L)	95
9/28/47	Steve Van Buren vs. Redskins (W)	95
11/4/01	Brian Mitchell at Cardinals (W)	94
12/24/94	Herschel Walker at Bengals (L)	94
11/6/66	Timmy Brown vs. Cowboys (W)	93
12/2/79	Billy Campfield vs. Lions (W)	92
11/6/66	Timmy Brown vs. Cowboys (W)	90
11/14/99	Allen Rossum vs. Redskins (W)	89
11/18/84	Andre Waters* vs. Redskins (W)	89
10/1/00	Brian Mitchell vs. Falcons (W)	89
10/16/16	Wendell Smallwood* at Redskins (L)	86
12/17/95	Derrick Witherspoon vs. Cardinals (W)	86
11/2/97	Willie Clark at Cardinals (L)	39

* - denotes rookie

BLOCKED PUNT RETURNS FOR TOUCHDOWNS

Date	Player/Opponent/Result	Yards
12/6/15	Najee Goode at Patriots (W)	24
12/28/14	Trey Burton* at Giants (W)	27
10/5/14	Chris Maragos vs. Rams (W)	10
9/28/14	Brad Smith at 49ers (L)	0
11/22/92	Ken Rose at Giants (W)	3
9/2/84	Rich Kraynak at Giants (L)	8
10/31/71	Bill Hobbs vs. Broncos (W)	0
12/20/70	Mike Dirks vs. Steelers (W)	0
11/12/67	Jim Nettles at Los Angeles Rams (L)	0
12/18/49	<u>Leo Skladany* at Los Angeles Rams (W)</u>	2
11/3/46	Augie Lio vs. Giants (W)	0

* - denotes rookie

Underline - denotes playoff game

MISSED FIELD GOAL RETURNS FOR TOUCHDOWNS

Date	Player/Opponent/Result	Yards
9/26/71	Al Nelson vs. Cowboys (L)	101
12/11/66	Al Nelson vs. Browns (W)	100
9/16/62	Timmy Brown vs. St. Louis Cardinals (L)	99

BLOCKED FIELD GOAL RETURNS FOR TOUCHDOWNS

Date	Player/Opponent/Result	Yards
10/23/05	Matt Ware vs. Chargers (W)	65
11/20/88	Clyde Simmons at Giants (W)	15

BEST PERFORMANCES VS. EAGLES



SCORING

Most Touchdowns Scored

- 5 James Stewart, Jaguars (10/12/97 at Jax.) [all rushing]
- 4 Joseph Addai, Colts (11/26/06 at Ind.); Larry Brown, Redskins (12/16/73 at Was.); Ron Johnson, Giants (10/2/72 at Phi.); MacArthur Lane, Cardinals (10/18/70 at Phi.); John David Crow, Cardinals (12/16/62 at StL); Jim Taylor, Packers (11/11/62 at Phi.); Jim Brown, Browns (11/19/61 at Cle.)

Most Field Goals

- 5 (7 times) last by Josh Brown, Giants (10/27/13 at Phi., 5 att) and Al Del Greco, Titans (12/3/00 at Phi., 5 att)

Longest Field Goal

- 62 Matt Bryant, Buccaneers (10/22/06 at TB)
- 56 Justin Tucker, Ravens (9/16/12 at Phi.)
- 56 Mason Crosby, Packers (9/12/10 at Phi.)
- 56 Morten Andersen, Saints (12/26/93 at Phi.)
- 55 (2 times) last by Martin Gramatica (12/23/07 at NO)

RUSHING

Most Rushing Attempts

- 43 Butch Woolfolk, Giants (11/20/83 at Phi.)

Most Yards Rushing

- 237 Emmitt Smith, Cowboys (10/31/93 at Phi.) 30 att.
- 237 Jim Brown, Browns (11/19/61 at Cle.) 34 att.
- 235 Doug Martin, Buccaneers (11/22/15 vs. TB) 27 att.
- 223 Jim Brown, Browns (11/3/63 at Phi.) 28 att.
- 221 Gerald Riggs, Redskins (9/17/89 at Was.) 29 att.

Most Touchdowns Rushing

- 5 James Stewart, Jaguars (10/12/97 at Jax.)
- 4 Joseph Addai, Colts (11/26/06 at Ind.); Jim Taylor, Packers (11/11/62 at Phi.); Jim Brown, Browns (11/19/61 at Cle.)

Longest Run From Scrimmage

- 87t John Henry Johnson, Steelers (12/11/60 at Pit.)
- 85t Reggie Brooks, Redskins (9/19/93 at Phi.)
- 84t Herschel Walker, Cowboys (12/14/86 at Dal.)
- 84 Doug Martin, Buccaneers (11/22/15 vs. TB)

PASSING

Most Passes Attempted

- 63 Eli Manning, Giants (12/22/16 at Phi.)
- 58 Ryan Fitzpatrick, Jets (9/27/15 at NYJ)
- 57 Eli Manning, Giants (12/17/17 at NYG)
- 56 Tom Brady, Patriots (12/6/15 at NE)
- 56 Fran Tarkenton, Vikings (12/3/78 at Min.)

Most Passes Completed

- 38 Eli Manning, Giants (12/22/16 at Phi.)
- 37 Eli Manning, Giants (12/17/17 at NYG)
- 37 Daunte Culpepper, Vikings (9/20/04 at Phi.)
- 36 Philip Rivers, Chargers (9/15/13 at Phi.)
- 35 (2 times) last by Eli Manning, Giants (9/24/17 at Phi.)

Most Yards Gained Passing

- 446 Jon Kitna, Lions (9/23/07 at Phi.)
- 434 Eli Manning, Giants (12/17/17 at NYG)
- 429 Eli Manning, Giants (9/28/14 at NYG)
- 428 Joe Montana, 49ers (9/24/89 at Phi.)
- 427 Kirk Cousins, Redskins (9/21/14 at Phi.)

Most Touchdown Passes

- 5 Matthew Stafford, Lions (11/26/15 at Det.); Jameis Winston, Buccaneers (11/22/15 vs. TB); Eli Manning, Giants (12/30/12 at NYG); Joe Montana, 49ers (9/24/89 at Phi.); Craig Morton, Cowboys (10/19/69 at Dal.); Don Meredith, Cowboys (10/9/66 at Dal.); Don Meredith, Cowboys (9/29/68 at Phi.); Sonny Jurgensen, Redskins (10/11/64 at Was.); Sammy Baugh, Redskins (9/28/47 at Phi.); Frank Filchock, Redskins (10/8/44 at Phi.)

Longest Pass Play

- 96 Bill Kilmer to Walter Roberts, Saints (11/19/67 at Phi.)
- 93t Neil Lomax to Ernie Jones, Cardinals (12/10/88 at Pho.)
- 91t Jon Kitna to Roy Williams, Lions (9/23/07 at Phi.)
- 90t Seneca Wallace to Koren Robinson (11/2/08 at Sea.)
- 90t Virgil Carter to Speedy Thomas, Bengals (9/19/71 at Cin.)

RECEIVING

Most Passes Caught

- 13 Wes Welker, Patriots (11/25/07 at NE)
- 13 Terrell Owens, 49ers (11/25/02 at SF)
- 12 (7 times) last by Antonio Brown (9/25/16 vs. Pit.)

Most Yards Gained Receiving

- 225 Kenny Britt, Titans (10/24/10 at Ten.) 7 rec.
- 213 Tony Hill, Cowboys (11/12/79 at Dal.) 7 rec.
- 212 Hugh Taylor, Redskins (9/28/47 at Phi.) 8 rec.
- 204 Roy Williams, Lions (9/23/07 at Phi.) 9 rec.
- 193 Jessie Hester, Raiders (11/30/86 at LA) 4 rec.

Most Touchdown Passes Caught

- 3 (17 times) last by Calvin Johnson, Lions (11/26/15 at Det.)

INTERCEPTIONS

Most Interceptions

- 3 (14 times) last by Lofa Tatupu, Seahawks (12/2/07 at Phi.)

Longest Interception Return

- 107t Ed Reed, Ravens (11/23/08 at Bal.)
- 100t Mike Gaechter, Cowboys (10/14/62 at Dal.)
- 99t Patrick Robinson, Saints (11/5/12 at NO)
- 98 Brandon McDonald (12/15/08 vs. Cle.)
- 97t Darren Sharper, Saints (9/20/09 at Phi.)

MISCELLANEOUS

Most Punts

- 14 Sammy Baugh, Redskins (11/5/39 at Was.)

Longest Punt

- 85 Sammy Baugh, Redskins (12/1/40 at Was.)
- 80 Parker Hall, Cleveland Rams (12/3/39 at Phi.)

Longest Kickoff Return

- 105t Trindon Holliday, Broncos (9/29/13 at Den.)
- 104t Buddy Young, Colts (11/15/53 at Phi.)
- 103t George Hoey, Cardinals (11/21/71 at StL)
- 102t Larry Jones, Redskins (11/24/74 at Was.)
- 101t Wallace Francis, Bills (10/7/73 at Buf.)
- 101t Amos March, Cowboys (10/14/62 at Dal.)

Longest Punt Return

- 90t Adam Jones, Titans (11/19/06 at Phi.)
- 90t Jacquez Green, Redskins (9/16/02 at Was.)
- 88t Andre Coleman, Chargers (9/17/95 at Phi.)
- 88t George Grosvenor, Cardinals (11/8/36 at Chi.)
- 87t Ted Ginn Jr., Dolphins (11/18/07 at Phi.)
- 86t Johnny Roland, Cardinals (10/2/66 at Phi.)

Longest Fumble Return

- 93t James Sanders, Cardinals (9/23/12 at Arz.)
- 74t Bull Karcis, Giants (10/16/38 at NYG)
- 69t DeMarcus Ware, Cowboys (10/8/06 at Phi.)
- 65t Willie Teal, Vikings (12/1/85 at Phi.)
- 64 Ray Edwards, Falcons (9/18/11 at Atl.)

Longest Return With Intercepted Lateral

- 93t Dick Poillon, Redskins (11/21/48 at Phi.)

SINGLE-SEASON TEAM RECORDS



SCORING

Most Points Scored

474 (2014, 16 games)
442 (2013, 16 games)
439 (2010, 16 games)
438 (2017, 14 games)
429 (2009, 16 games)

Fewest Scored

51 (1936, 12 games)
60 (1935, 11 games)
77 (1933, 9 games)

Most Allowed

444 (2012, 16 games)
430 (2015, 16 games)
409 (1967, 14 games)
400 (2014, 16 games)
393 (1973, 14 games)

Fewest Allowed

85 (1934, 11 games)
131 (1944, 10 games)
133 (1945, 10 games)

TOUCHDOWNS

Most Scored

54 (2014, 16 games)
53 (2013, 16 games)
51 (2017, 14 games)
50 (1948, 12 games)
49 (3x - 2010, 16 games)

Fewest Scored

6 (1936, 12 games)

Most Allowed

52 (2012, 16 games)
52 (1967, 14 games)
50 (2015, 16 games)
48 (2014, 16 games)

Fewest Allowed

10 (1934, 11 games)
17 (1950, 12 games)
17 (1949, 12 games)
18 (1945, 10 games)

Most by Rushing

25 (1949, 12 games)
25 (1945, 10 games)
23 (2003, 16 games)

Most by Passing

37 (2017, 14 games)
34 (1990, 16 games)
34 (1961, 14 games)
33 (1954, 12 games)
32 (2x - 2013, 16 games)

KICKING

Most Field Goals Made

35 (2016, 16 games)
33 (2008, 16 games)
32 (2014, 16 games)
32 (2010, 16 games)
32 (2009, 16 games)

Most PATs Made

54 (2014, 16 games)
50 (1948, 12 games)
48 (2006, 16 games)
48 (1980, 16 games)
47 (2x - 2010, 16 games)

RUSHING

Most Attempts

632 (1949, 12 games)
587 (1978, 16 games)
581 (1950, 12 games)

Most Yards Gained

2,607 (1949, 12 games)
2,566 (2013, 16 games)
2,556 (1990, 16 games)
2,509 (1981, 16 games)
2,456 (1978, 16 games)

PASSING

Most Attempts

623 (2015, 16 games)
621 (2014, 16 games)
620 (2005, 16 games)
618 (2012, 16 games)
609 (2016, 16 games)

Most Completions

405 (2015, 16 games)
384 (2014, 16 games)
380 (2016, 16 games)
367 (2012, 16 games)
362 (2008, 16 games)

Most Yards Gained (Gross)

4,581 (2014, 16 games)
4,406 (2013, 16 games)
4,380 (2009, 16 games)
4,341 (2015, 16 games)
4,309 (2006, 16 games)

TOTAL NET YARDS

Most Gained

6,676 (2013, 16 games)
6,386 (2011, 16 games)
6,348 (2014, 16 games)
6,230 (2010, 16 games)
6,103 (2006, 16 games)

FIRST DOWNS

Most First Downs

356 (2014, 16 games)
356 (2011, 16 games)
355 (2013, 16 games)
339 (2015, 16 games)
333 (2016, 16 games)

Most by Rushing

157 (1981, 16 games)
143 (1978, 16 games)
143 (1949, 12 games)
142 (1950, 12 games)
138 (1992, 16 games)

Most by Passing

218 (2014, 16 games)
204 (2008, 16 games)
203 (1997, 16 games)
197 (2013, 16 games)
197 (2011, 16 games)

Most by Penalty

41 (2003, 16 games)
36 (2015, 16 games)
34 (1988, 16 games)
32 (1998, 16 games)
31 (2012, 16 games)

FUMBLES

Most Opponents' Fumbles Recovered

27 (1987, 15 games)
26 (1989, 16 games)
25 (1971, 14 games)
22 (1991, 16 games)
22 (2002, 16 games)
22 (1954, 12 games)

INTERCEPTIONS

Most Thrown

36 (1936, 12 games)
34 (1933, 9 games)
31 (1963, 14 games)
31 (1962, 14 games)
31 (1953, 12 games)

Most Intercepted

33 (1944, 10 games)
32 (1988, 16 games)
31 (1950, 12 games)
30 (1960, 12 games)
30 (1989, 16 games)

PENALTIES

Most Penalties

138 (1994, 16 games)
134 (2005, 16 games)
129 (2010, 16 games)
124 (2004, 16 games)
120 (1990, 16 games)

Most Yards Penalized

1,130 (2005, 16 games)
1,107 (1994, 16 games)
1,101 (2010, 16 games)
995 (2014, 16 games)
983 (2006, 16 games)

QUARTERBACK SACKS

Most Sacks Made

62 (1989, 16 games)
60 (1984, 16 games)
57 (1987, 15 games)
56 (2002, 16 games)
55 (1992, 16 games)
55 (1991, 16 games)

Most Sacks Allowed

104 (1986, 16 games)
72 (1987, 15 games)
64 (1997, 16 games)
64 (1992, 16 games)
60 (1984, 16 games)

Fewest Sacks Allowed

22 (1981, 16 games)
23 (2008, 16 games)
23 (1970, 14 games)
26 (1971, 14 games)
26 (1968, 14 games)

Best Season, win percentage

1949 Won 11, Lost 1 (.917)

Best Season, win total

2004 13 wins, 3 losses

Worst Season

1936 Won 1, Lost 11 (.083)

Longest Winning Streak

9 (9/24/17 - 11/26/17)
9 (10/19/03 - 12/15/03)
9 (9/30/60 - 12/4/60)

Longest Winning Streak at Home

13 (12/14/47 - 12/11/49)

Longest Losing Streak at Home

10 (10/14/12 - 10/27/13)

Longest Winning Streak on Road

9 (10/19/03 - 10/24/04)
9 (11/12/00 - 12/16/01)

Longest Losing Streak on Road

12 (12/14/97 - 10/3/99)
12 (10/15/39 - 12/1/40)

Longest Losing Streak

14 (9/20/36 - 9/21/37)

Most Consecutive Wins - Start of Season

7 in 2004

Most Consecutive Wins - End of Season

8 in 1949 (Reg. Season)

Most Consecutive Losses - Start of Season

11 in 1968

Most Consecutive Losses - End of Season

11 in 1936

Total Shutouts by Eagles

36 last vs. NYG, 10/12/14

Most Shutouts in a Season

4 in 1934 and 1948

Most Consecutive Games Scored Points

120 (11/18/62 - 10/3/71)

Most Consecutive Games Scored Touchdown

92 (10/2/77 - 10/16/83)

Largest Comeback Victory

28-24 vs. Chicago Cardinals at Metropolitan Stadium, October 25, 1959 (came back from 24-0 deficit in 3rd qtr.)

28-24 vs. Washington Redskins at Griffith Stadium, October 27, 1946 (came back from 24-0 deficit at half-time)

Largest Comeback vs. Eagles

28-23 vs. Minnesota Vikings at Veterans Stadium, December 1, 1985 (came back from 23-0 deficit in 4th qtr.)

SINGLE-GAME TEAM RECORDS



SCORING

Most Scored

- 64 vs. Cincinnati Reds, 11/6/34
- 59 at Washington Redskins, 11/15/10
- 56 vs. Detroit Lions, 9/23/07
- 56 at Chicago Cardinals, 10/25/53
- 56 vs. Los Angeles Rams, 10/7/50

Most Allowed

- 62 at Giants, 11/26/72
- 56 at Cowboys, 10/9/66
- 56 at Giants, 10/15/33

Most, Both Teams

- 87 Eagles 59, Redskins 28, [at Was.] 11/15/10
- 87 Eagles 45, Redskins 42, [at Phil.] 9/28/47
- 86 Eagles, 44, Bengals 42, [at Phil.] 11/30/97

Fewest, Both Teams

- 0 Eagles 0, Brooklyn Dodgers 0, [at Phil.], 10/1/39

Most, Both Teams — One Quarter

- 47 Eagles 20, Cardinals 27, [at StL.], 12/13/64

Most Scored in 1st Quarter

- 28 at Redskins, 11/15/2010
- 27 at Steelers, 12/12/1965
- 26 vs. Cincinnati Reds, 11/6/1934
- 24 at Falcons, 10/8/1967

Most Allowed in 1st Quarter

- 28 at Broncos, 10/4/1998
- 28 at Cowboys, 10/19/1969
- 24 at Bills, 12/2/1990
- 21 [eight times] last at Broncos, 9/29/13

Most Scored Both Teams in 1st Quarter

- 35 at Saints, 12/23/2007, [E-21, NO-14]
- 35 at Cowboys, 10/19/1969, [E-7, C-28]
- 28 [four times] last at Redskins, 11/15/2010 [E-28, R-0]

Most Scored in 2nd Quarter

- 31 vs. Lions, 12/30/1995
- 28 vs. Panthers, 9/13/09
- 28 vs. Packers, 12/5/2004
- 28 at Cowboys, 11/15/2004
- 28 vs. Saints, 11/19/1967

Most Allowed in 2nd Quarter

- 28 vs. Bears, 10/4/1987
- 28 vs. St. Louis Cardinals, 10/18/1970
- 28 vs. Packers, 11/11/1962
- 28 at Bears, 10/17/1943

Most Total Both Teams in 2nd Quarter

- 47 at St. Louis Cardinals, 12/13/1964, [E-20, C-27]
- 42 at Cowboys, 11/15/2004, [E-28, D-14]
- 42 at Redskins, 11/27/1983, [E-21, W-21]
- 38 at St. Louis Cardinals, 12/16/1962, [E-21, C-17]

Most Scored in 1st Half

- 45 at Redskins, 11/15/2010
- 42 vs. Lions, 9/23/2007
- 38 vs. Lions, 12/30/1995
- 35 [three times] last vs. Packers, 12/5/2004

Most Allowed in 1st Half

- 42 at Cowboys, 10/19/1969
- 38 at Giants, 11/26/1972
- 35 [six times] last at Giants, 12/30/2012

Most Scored Both Teams 1st Half

- 63 vs. Lions, 9/23/2007, [E-42, D-21]
- 59 at Redskins, 11/15/2010, [E-45, R-14]
- 59 at St. Louis Cardinals, 12/16/1962, [E-28, C-31]
- 57 at St. Louis Cardinals, 12/13/1964, [E-27, C-30]
- 54 at Cowboys, 9/15/2008, [E-30, D-24]

Most Scored in 3rd Quarter

- 21 vs. Steelers, 9/25/16
- 21 at Raiders, 11/3/13
- 21 at Falcons, 9/18/11
- 21 vs. Redskins, 11/12/1990
- 21 vs. Patriots, 11/4/1973
- 21 at Redskins, 12/3/1967
- 21 vs. Chi. Cardinals [at Minneapolis], 10/25/1959
- 21 vs. NY Giants, 10/4/1959
- 21 vs. Redskins, 11/28/1954
- 21 vs. NY Bulldogs, 11/20/1949

Most Allowed in 3rd Quarter

- 28 vs. Redskins, 10/1/1955
- 23 at Giants, 10/21/1951

Most Scored Both Teams 3rd Quarter

- 42 vs. Redskins, 10/1/1955, [E-14, R-28]
- 35 at Redskins, 12/3/1967, [E-21, R-14]
- 34 at Redskins, 11/1/1942, [E-14, R-20]

Most Scored in 4th Quarter

- 28 at NY Giants, 12/19/2010
- 28 vs. Lions, 12/8/2013
- 26 at Saints, 1/3/1993
- 24 vs. Baltimore Colts, 11/15/1953
- 23 at 49ers, 10/12/2008

Most Allowed in 4th Quarter

- 28 vs. 49ers, 9/24/1989
- 28 vs. Vikings, 12/1/1985
- 28 vs. Chicago Cardinals, 12/7/1947
- 28 vs. Bears, 11/30/1941

Most Scored Both Teams 4th Quarter

- 42 vs. Chicago Cardinals, 12/7/1947, [E-14, C-28]
- 38 vs. 49ers, 9/24/1989, [E-10, S-28]
- 37 vs. NY Giants, 9/27/2017, [E-13, G-24]
- 37 at Arizona Cardinals, 11/24/1996, [E-17, A-20]

Most Scored in 2nd Half

- 35 at NY Giants, 12/19/2010
- 35 at St. Louis Cardinals, 11/8/1981
- 34 vs. Jaguars, 9/7/2014
- 34 vs. Lions, 12/8/2013
- 32 [three times] last vs. Falcons, 10/1/2000

Most Allowed in 2nd Half

- 49 vs. Bears, 11/30/1941
- 42 vs. Chicago Cardinals, 12/7/1947
- 34 at Oakland Raiders, 10/17/1971
- 31 [seven times] last at Broncos 9/29/13

SINGLE-GAME TEAM RECORDS



Most Scored Both Teams 2nd Half

- 56 vs. Chicago Cardinals, 12/7/1947, [E-14, C-42]
- 52 at Vikings, 12/15/2013, [E-21, V-31]
- 52 vs. Redskins, 10/1/1955, [E-21, R-31]
- 50 vs. Lions, 12/30/1995, [E-20, D-30]
- 49 vs. Bears, 11/30/1941, [E-0, B-49]
- 49 vs. Redskins, 9/28/47, [E-21, R-28]

Most Decisive Victory

- 64 Eagles 64, Cincinnati Reds 0, 11/6/34
- 45 (three times) last vs. Boston Yanks [E-45, Y-0], 11/14/48

Most Decisive Loss

- 56 Giants 56, Eagles 0, 10/15/33
- 52 Giants 62, Eagles 10, 11/26/72

TOUCHDOWNS

Most Scored

- 10 vs. Cincinnati Reds, 11/6/34
- 8 at Redskins, 11/15/10
- 8 vs. Lions, 9/23/07
- 8 at Cardinals, 10/25/53
- 8 vs. Rams, 10/7/50

Most Allowed

- 8 (three times) last at Giants, 11/26/72

Most Scored by Rushing

- 5 at Cowboys, 10/22/61
- 5 vs. Redskins, 10/23/49
- 5 at Redskins, 10/17/48
- 5 vs. Boston Yanks, 12/9/45

Most Allowed by Rushing

- 6 Packers, 11/11/62

Most by Passing

- 7 at Raiders, 11/3/13
- 7 at Redskins, 10/17/54

Most Allowed by Passing

- 5 (12 times) last at Lions, 11/26/15

KICKING

Most Field Goals Made

- 6 at Oilers, 11/12/72
- 5 (five times) last vs. Titans, 11/23/14

Most Field Goals Allowed

- 5 (seven times) last vs. Giants, 10/27/13

TOTAL YARDS

Most Yards Gained

- 592 at Redskins, 11/15/10 (332 passing, 260 rushing)
- 583 vs. 49ers, 9/18/05 (443 passing, 140 rushing)
- 582 at Browns, 11/7/65 (352 passing, 230 rushing)
- 575 vs. Redskins, 11/21/48 (199 passing, 376 rushing)
- 574 vs. Colts, 11/15/81 (339 passing, 235 rushing)

Fewest Yards Gained

- 23 at Lions, 9/20/35
- 54 vs. Packers, 11/11/62

Most Yards Allowed

- 652 at Cowboys, 10/9/66 (440 passing, 212 rushing)

Fewest Yards Allowed

- 29 vs. Brooklyn Dodgers, 12/3/44

FIRST DOWNS

Most, Total

- 34 vs. Saints 10/11/15
- 34 vs. Colts, 11/15/81
- 33 vs. Vikings, 11/11/01
- 32 vs. Cardinals, 11/27/08; at Redskins, 9/17/89; at Chicago Cardinals, 10/25/53; and at Redskins, 12/2/51

Most Allowed, Total

- 37 vs. Packers, 11/11/62

Fewest Allowed, Total

- 1 at NY Bulldogs, 9/22/49; vs. Brooklyn Dodgers, 10/1/39; at Browns, 12/3/50
- 2 vs. Brooklyn Dodgers, 11/11/34

Most by Rushing

- 25 at Redskins, 12/2/51

Most Allowed by Rushing

- 21 vs. Packers, 11/11/62 and vs. Browns, 12/13/59

Fewest Allowed by Rushing

- 0 (7 times) last vs. Cardinals, 11/27/08

Most by Passing

- 24 at Redskins, 9/17/89
- 22 at Redskins, 12/20/14
- 22 at Chargers, 11/15/09
- 22 at Chiefs, 10/2/05

Most Allowed by Passing

- 22 vs. Chargers, 9/15/13
- 22 at Cardinals, 12/13/64
- 21 (3 times) last vs. Rams, 10/5/14

Fewest Allowed by Passing

- 0 (8 times) last at Browns, 12/3/50

Most by Penalty

- 8 at Bears, 11/3/02
- 8 vs. Lions, 12/2/79

Most Allowed by Penalty

- 6 (seven times) last at Cowboys, 11/8/15

RUSHING

Most Attempts

- 64 at Redskins, 12/2/51
- 64 at Baltimore Colts, 10/15/50
- 64 vs. Los Angeles Rams, 11/6/49
- 64 at Redskins, 11/28/43

Most Attempts Allowed

- 67 at Lions, 9/20/35

Most Yards Gained

- 376 vs. Redskins, 11/21/48

Fewest Yards Gained

- 36 at Bears, 11/19/39
- 23 vs. Lions, 11/17/40

Most Yards Allowed

- 370 at Lions, 9/20/35

Fewest Yards Allowed

- 33 vs. Brooklyn Dodgers, 10/2/43
- 26 at Boston Yanks, 12/8/46
- 6 vs. Chicago Bears, 11/26/17
- 10 vs. Boston Yanks, 10/22/44
- 13 vs. Brooklyn Tigers, 12/3/44

SINGLE-GAME TEAM RECORDS



PASSING

Most Attempts

62 at Cardinals, 10/26/14
62 at Bears, 10/2/89
61 vs. Titans, 11/19/06
60 at Bengals, 12/4/16
60 at Redskins, 12/1/40

Fewest Attempts

3 vs. Steelers, 12/1/46

Most Attempts Allowed

63 vs. Giants, 12/22/16
63 at 49ers, 11/25/02
58 at Jets, 9/27/15
57 at Giants, 12/17/17
57 at Patriots, 12/6/15

Fewest Attempts Allowed

0 at Browns, 12/3/50
1 at NY Bulldogs, 9/22/49; at Cardinals, 11/8/36

Most Completions

37 vs. Redskins, 12/26/15
37 at Redskins, 12/20/14
36 at Bengals, 12/4/16
36 at Falcons, 9/14/15
36 at Cardinals, 10/26/14

Fewest Completions

0 at Redskins, 10/18/36

Most Completions Allowed

38 vs. Giants, 12/22/16
37 at Giants, 12/17/17
37 vs. Vikings, 9/20/04
36 at 49ers, 11/25/02
35 at Jets, 9/27/15

Fewest Completions Allowed

0 at Browns, 12/3/50
0 vs. NY Bulldogs, 9/22/49
0 at Chicago Cardinals, 11/8/36
0 vs. Brooklyn Dodgers, 11/29/36
0 vs. Cincinnati Reds, 11/6/34

Most Yards Gained (gross)

486 vs. Giants, 11/8/53
464 vs. Packers, 12/5/04

Fewest Yards Gained (gross)

0 at Boston Redskins, 10/18/36

Most Yards Allowed (gross)

447 at Cowboys, 10/9/66
446 vs. Lions, 9/23/07

Fewest Yards Allowed (gross)

0 at Browns, 12/3/50, at NY Bulldogs, 9/22/49, at Cardinals, 11/8/36, and vs. Cincinnati Reds, 11/6/34

PENALTIES

Most Penalties

19 vs. Oilers, 10/2/88
16 at Seahawks, 12/13/92
16 at Giants, 12/3/89

Fewest Penalties

0 many times; last vs. Cowboys, 12/28/08

Most Penalties by Opponent

22 vs. Bears, 11/26/44

Fewest Penalties by Opponent

0 many times; last at Jets, 10/14/07

Most Yards Penalized

191 at Seahawks, 12/13/92
171 vs. Saints, 11/23/03

Fewest Yards Penalized

0 many times; last vs. Cowboys, 12/28/08

Most Yards Opponent Penalized

170 vs. Bears, 11/26/44

Fewest Yards Opponent Penalized

0 many times; last at Jets, 10/14/07

Most Penalties, Both Teams

31 Eagles 19, Houston Oilers 12 (at Phil.), 10/2/88
28 Eagles 13, St. Louis Rams 15 (at StL), 12/18/05

Fewest Penalties, Both Teams

1 Eagles 1, Brooklyn Dodgers 0 (at Phil.), 10/1/39
1 Eagles 1, Chicago Cardinals 0 (at Chi.), 11/10/35
1 Eagles 1, Brooklyn Dodgers 0 (at Phil.), 11/11/34

Most Yards Penalized, Both Teams

272 Eagles 171, Saints 101 (at Phil.), 11/23/03
262 Eagles 157, Chicago Cardinals 105 (at Chi.), 11/30/52

Fewest Yards Penalized, Both Teams

5 Eagles 5, Pittsburgh Steelers 0 (at Phil.), 10/24/65
5 Eagles 5, Brooklyn Dodgers 0 (at Phil.), 10/1/39
5 Eagles 5, Chicago Cardinals 0 (at Chi.), 11/10/35
5 Eagles 5, Brooklyn Dodgers 0 (at Phil.), 11/11/34

FUMBLES

Most Committed

10 vs. Giants, 10/9/43

Most Lost

6 at Redskins, 11/6/55
6 at Boston Yanks, 12/8/46
6 vs. Steelers, 10/7/34

Most Committed by Opponent

8 Packers (at Phil.), 12/1/74
7 [six times] last by Giants (at NY), 12/28/02

Most Fumbles Lost by Opponent

6 Giants (at NY), 11/17/68
6 NY Bulldogs (at Phil.), 11/20/49
5 [six times] last by Oilers (at Hou.), 12/2/91

INTERCEPTIONS

Most Thrown

7 vs. Cowboys, 9/26/71
7 at Boston Redskins, 11/3/35
6 [six times] last vs. Cardinals, 10/21/56

Most Intercepted

9 at Steelers, 12/12/65
8 at Cardinals, 9/24/50
7 at Redskins, 12/21/75

TOTAL TURNOVERS

Most Committed

9 at Bears, 10/12/47

Most Forced by Defense

12 at Steelers, 12/12/65 (9 INTs, 3 fumble rec.)
12 at Cardinals, 9/24/50 (8 INTs, 4 fumble rec.)

SINGLE-GAME TEAM RECORDS



PUNTS

Most Punts

15 at Giants, 12/6/87
12 vs. Giants, 12/12/54. at Packers, 11/2/52. vs. Redskins,
10/4/42

Fewest Punts

0 (four times) last vs. Colts, 11/15/81

PUNT RETURNS

Most Punt Returns

12 at Browns, 12/3/50

Most Punt Returns by Opponent

9 (five times) last at Cardinals, 12/24/05

Most Yards Punt Returns

148 at Boston Yanks, 12/8/46

Most Yards Punt Returns Allowed

147 vs. Cardinals, 10/2/66

KICKOFF RETURNS

Most Kickoff Returns

9 at Giants, 11/26/72

9 at Giants, 11/10/46

Most Kickoff Returns Allowed

9 (six times) last vs. Cardinals, 11/27/08

Most Yards Kickoff Returns

261 vs. Cowboys, 11/6/66

253 at Cardinals, 11/24/96

235 vs. Cardinals, 9/19/65

Most Yards Kickoff Returns by Opponent

256 at Browns, 11/7/65

SACKS

Most Sacks Recorded

11 at Cowboys, 9/15/91

10 vs. Lions, 9/23/07

9 vs. Panthers, 11/10/14

9 at Dolphins, 12/11/11

9 vs. Steelers, 9/21/08

9 at Falcons, 12/16/84

Most Sacks Allowed

12 at Giants, 9/30/07

11 vs. Bears, 10/4/87

11 at Raiders, 11/30/86

11 vs. Lions, 11/16/86

11 at Cardinals, 12/18/83

ALL-TIME TEAM HIGHS AND LOWS



EAGLES HIGHS

64	vs. Cin.	11/6/34
10	vs. Cin.	11/6/34
5	{4x} last at Dal.	10/22/61
7	{2x} last at Oak.	11/3/13
7	{2x} last at Hou.	11/12/72
6	at Hou.	11/12/72
34	{2x } last vs. NO	10/11/15
25	at Was.	12/2/51
24	at Was.	9/17/89
592	at Was.	11/15/10
64	{3x} last at Was.	12/2/51
376	vs. Was.	11/21/48
460	vs. NYG	11/8/53
12	at NYG	9/30/07
486	vs. NYG	11/8/53
62	{2x} last at Ari.	10/26/14
37	last vs. Was.	12/26/15
7	{2x} last vs. Dal.	9/26/71
9	at Chi.	10/12/47
10	vs. NYG	10/9/43
6	{3x} last at Was.	11/6/55
15	at NYG	12/6/87
60.0	{2x} last at Min.	10/28/62
19	vs. Hou.	10/2/88
191	at Sea.	12/13/92

CATEGORY

POINTS
TOUCHDOWNS
RUSHING TDS
PASSING TDS
FIELD GOALS ATTEMPTED
FIELD GOALS MADE
TOTAL FIRST DOWNS
RUSHING FIRST DOWNS
PASSING FIRST DOWNS
TOTAL NET YARDS
RUSHING ATTEMPTS
NET YARDS RUSHING
NET YARDS PASSING
QB SACKS ALLOWED
GROSS YARDS PASSING
PASS ATTEMPTS
PASS COMPLETIONS
INTERCEPTIONS THROWN
TOTAL TURNOVERS
FUMBLES BY
FUMBLES LOST
PUNTS
PUNTING AVERAGE
PENALTIES
YARDS PENALIZED

EAGLES LOWS

0	last at Dal.	1/3/10
0	last vs. Dal.	10/20/13
0	last at NYG	12/12/17
0	last at Bal.	12/18/16
0	last at Sea.	11/20/16
0	last at Dal	11/19/17
2	{5x} last vs. Was.	10/24/37
0	{7x} last at Dal.	10/9/05
0	{2x} last vs. NYG	10/5/57
23	at Det.	9/20/35
9	{4x} last at Dal.	10/9/05
-36	at Chi.	11/19/39
-13	vs. NYG	12/11/77
0	last at Dal	11/19/17
0	at Boston Redskins	10/18/36
3	vs. Pit.	12/1/46
0	at Bos.	10/18/36
0	last at NYG	12/12/17
0	last at NYG	12/12/17
0	last at Dal	11/19/17
0	last at NYG	12/12/17
0	last vs. Bal.	11/15/81
0.0	last vs. Bal.	11/15/81
0	{16x} last vs. Dal.	12/28/08
0	{16x} last vs. Dal.	12/28/08

OPPONENTS HIGHS

62	at NYG	11/26/72
8	{3x} last at NYG	11/26/72
6	vs. GB	11/11/62
5	{12x} last last at Det.	11/26/15
7	at NO	11/30/69
5	{7x} last vs. NYG	10/27/13
37	vs. GB	11/11/62
21	{2x} last vs. GB	11/11/62
22	at StL	12/13/64
652	at Dal.	10/9/66
67	at Det.	9/20/35
370	at Det.	9/20/35
440	at Dal.	10/9/66
11	at Dal.	9/15/91
447	at Dal.	10/9/66
63	at SF	11/25/02
37	vs. Min.	9/20/04
9	at Pit.	12/12/65
12	{2x} last at Pit.	12/12/65
8	vs. GB	12/1/74
6	{2x} last at NYG	11/17/68
15	at Was.	11/5/39
69.0	at Was.	12/27/03
22	vs. Chi.	11/26/44
170	vs. Chi.	11/26/44

CATEGORY

POINTS
TOUCHDOWNS
RUSHING TDS
PASSING TDS
FIELD GOALS ATTEMPTED
FIELD GOALS MADE
TOTAL FIRST DOWNS
RUSHING FIRST DOWNS
PASSING FIRST DOWNS
TOTAL NET YARDS
RUSHING ATTEMPTS
NET YARDS RUSHING
NET YARDS PASSING
QB SACKS ALLOWED
GROSS YARDS PASSING
PASS ATTEMPTS
PASS COMPLETIONS
INTERCEPTIONS THROWN
TOTAL TURNOVERS
FUMBLES BY
FUMBLES LOST
PUNTS
PUNTING AVERAGE
PENALTIES
YARDS PENALIZED

OPPONENTS LOWS

0	last vs. NYG	10/12/14
0	last vs. Chi.	11/26/17
0	last at Sea.	12/3/17
0	last vs. Chi.	11/26/17
0	last at LAR	12/10/17
0	last at LAR	12/10/17
1	{3x} last at Cle.	12/3/50
0	{6x} last vs. Ari.	11/27/08
0	{8x} last at Cle.	12/3/50
29	vs. Brooklyn	12/3/44
10	{2x} last vs. Ari.	11/27/08
-33	vs. Brooklyn	10/2/43
	NA	
0	last vs. NYG	9/24/17
0	{4x} last at Cle.	12/3/50
0	at Cle.	12/3/50
0	{5x} last at Cle.	12/3/50
0	last at LAR	12/10/17
0	last at Sea.	12/3/17
0	last at NYG	12/12/17
0	last at NYG	12/12/17
0	last at Pit.	11/7/04
	NA	
0	{11x} last at NYJ	10/14/07
0	{11x} last at NYJ	10/14/07

WEEK 15 / THROUGH MONDAY, DECEMBER 18, 2017

OFFENSE	Ind.	Balt.	Minn.	G.B.	T.B.	Car.	Clev.	Chi.
GAMES (Won-Lost)	3-11	8-6	11-3	7-7	4-10	10-4	0-14	4-10
FIRST DOWNS	230	269	298	278	304	285	261	239
Rushing	79	96	87	90	66	108	87	84
Passing	129	144	178	160	212	149	139	130
Penalty	22	29	33	28	26	28	35	25
YDS GAINED (tot)	4007	4251	5147	4396	4969	4676	4314	4140
Avg per Game	286.2	303.6	367.6	314.0	354.9	334.0	308.1	295.7
RUSHING (net)	1422	1635	1698	1508	1274	1900	1536	1661
Avg per Game	101.6	116.8	121.3	107.7	91.0	135.7	109.7	118.6
Rushes	391	402	432	335	337	435	337	376
Yards per Rush	3.6	4.1	3.9	4.5	3.8	4.4	4.6	4.4
PASSING (net)	2585	2616	3449	2888	3695	2776	2778	2479
Avg per Game	184.6	186.9	246.4	206.3	263.9	198.3	198.4	177.1
Passes Att.	429	482	473	490	527	441	508	413
Completed	254	309	322	315	329	263	278	257
Pct Completed	59.2	64.1	68.1	64.3	62.4	59.6	54.7	62.2
Yards Gained	2897	2795	3601	3209	3877	2979	3041	2714
Sacked	53	25	22	46	32	31	43	33
Yards Lost	312	179	152	321	182	203	263	235
Had intercepted	9	12	8	14	11	12	25	12
Yards Opp Ret	181	251	97	166	118	198	333	180
Opp TDs on Int	4	1	0	1	0	1	1	1
PUNTS	78	74	56	59	63	61	70	72
Avg Yards	44.3	45.4	42.1	45.0	43.0	46.2	47.0	46.7
PUNT RETURNS	23	25	31	21	20	37	33	27
Avg Return	4.4	11.2	10.0	10.2	9.6	8.1	5.9	8.8
Returned for TD	0	1	0	0	0	1	0	1
KICKOFF RETURNS	25	28	23	27	17	27	29	41
Avg Return	22.0	26.4	24.9	23.3	22.5	20.9	22.8	21.1
Returned for TD	0	1	0	0	0	0	0	0
PENALTIES	86	81	86	82	90	72	93	101
Yards Penalized	740	677	836	642	708	597	787	802
FUMBLES BY	20	17	11	12	23	16	22	23
Fumbles Lost	6	4	6	5	10	6	11	10
Opp Fumbles	20	20	16	19	24	15	16	17
Opp Fum Lost	7	11	5	11	12	8	5	13
POSS. TIME (avg)	29:19	30:13	32:15	28:36	29:28	32:55	27:41	28:41
TOUCHDOWNS	22	37	37	39	33	37	24	27
Rushing	10	13	13	13	6	14	10	10
Passing	11	16	23	24	24	21	13	13
Returns	1	8	1	2	3	2	1	4
EXTRA-PT KICKS	19/21	34/34	30/35	33/35	25/27	32/34	22/23	23/24
2-PT CONVERSIONS	0/1	1/3	2/2	0/2	1/6	1/3	1/1	1/2
FIELD GOALS/FGA	24/27	29/32	29/34	14/18	20/28	25/26	13/18	15/21
POINTS SCORED	225	345	343	309	285	331	207	234

DEFENSE	Ind.	Balt.	Minn.	G.B.	T.B.	Car.	Clev.	Chi.
POINTS ALLOWED	368	256	242	333	336	286	362	294
OPP FIRST DOWNS	286	257	236	298	289	242	279	265
Rushing	87	77	52	86	86	63	81	73
Passing	171	153	155	190	183	159	173	163
Penalty	28	27	29	22	20	20	25	29
OPP YARDS GAINED	5341	4546	3975	4990	5471	4311	4644	4525
Avg per Game	381.5	324.7	283.9	356.4	390.8	307.9	331.7	323.2
OPP RUSHING (net)	1741	1541	1194	1630	1673	1283	1345	1507
Avg per Game	124.4	110.1	85.3	116.4	119.5	91.6	96.1	107.6
Rushes	428	381	325	408	383	303	408	376
Yards per Rush	4.1	4.0	3.7	4.0	4.4	4.2	3.3	4.0
OPP PASSING (net)	3600	3005	2781	3360	3798	3028	3299	3018
Avg per Game	257.1	214.6	198.6	240.0	271.3	216.3	235.6	215.6
Passes Att.	451	492	478	459	493	478	475	464
Completed	277	294	287	314	333	302	323	304
Pct Completed	61.4	59.8	60.0	68.4	67.5	63.2	68.0	65.5
Sacked	23	38	35	32	18	43	26	39
Yards Lost	149	259	240	219	103	257	150	264
INTERCEPTED BY	12	22	12	11	12	10	6	6
Yards Returned	171	385	183	54	190	78	97	232
Returned for TD	1	3	1	1	1	0	1	2
OPP PUNT RETURNS	17	28	19	25	25	26	40	38
Avg return	4.9	8.7	5.9	4.9	6.3	6.1	11.1	11.4
OPP KICKOFF RET	22	30	37	27	36	11	14	29
Avg return	18.8	18.8	23.2	22.9	22.8	21.9	19.9	22.4
OPP TOUCHDOWNS	41	27	23	37	39	32	41	30
Rushing	14	12	10	9	15	7	9	8
Passing	21	14	13	26	21	23	27	17
Returns	6	1	0	2	3	2	5	5

WEEK 15 / THROUGH MONDAY, DECEMBER 18, 2017

OFFENSE	Det.	Cin.	Miami	K.C.	Buff.	N.E.	Atl.	N.O.
GAMES (Won-Lost)	8-6	5-9	6-8	8-6	8-6	11-3	9-5	10-4
FIRST DOWNS	263	217	248	276	238	333	295	299
Rushing	49	59	57	81	93	84	94	98
Passing	189	135	161	172	127	207	173	182
Penalty	25	23	30	23	18	42	28	19
YDS GAINED (tot)	4772	3765	4222	5224	4204	5566	5135	5621
Avg per Game	340.9	268.9	301.6	373.1	300.3	397.6	366.8	401.5
RUSHING (net)	1083	1078	1236	1690	1807	1549	1720	1892
Avg per Game	77.4	77.0	88.3	120.7	129.1	110.6	122.9	135.1
Rushes	318	313	322	344	431	372	384	387
Yards per Rush	3.4	3.4	3.8	4.9	4.2	4.2	4.5	4.9
PASSING (net)	3689	2687	2986	3534	2397	4017	3415	3729
Avg per Game	263.5	191.9	213.3	252.4	171.2	286.9	243.9	266.4
Passes Att.	506	425	520	468	411	519	449	478
Completed	335	254	324	316	249	349	293	343
Pct Completed	66.2	59.8	62.3	67.5	60.6	67.2	65.3	71.8
Yards Gained	3944	2926	3235	3738	2601	4200	3541	3850
Sacked	43	36	32	34	37	31	18	17
Yards Lost	255	239	249	204	204	183	126	121
Had intercepted	10	11	20	7	10	7	11	7
Yards Opp Ret	204	135	374	91	190	44	233	8
Opp TDs on Int	4	1	3	0	1	0	1	1
PUNTS	62	77	77	59	72	49	43	50
Avg Yards	43.9	46.8	44.8	44.6	44.4	43.5	44.5	47.4
PUNT RETURNS	34	41	35	32	22	26	20	29
Avg Return	14.3	9.3	7.4	6.9	9.0	8.5	7.7	6.3
Returned for TD	2	0	0	1	0	0	0	0
KICKOFF RETURNS	25	30	35	40	28	24	37	29
Avg Return	17.7	20.9	21.0	22.8	20.3	23.8	22.3	20.2
Returned for TD	0	0	0	0	0	1	0	0
PENALTIES	90	99	112	109	88	89	85	95
Yards Penalized	832	907	934	964	744	776	767	894
FUMBLES BY	20	19	19	12	16	13	15	17
Fumbles Lost	11	10	6	2	6	4	5	9
Opp Fumbles	17	7	21	15	24	17	16	18
Opp Fum Lost	11	3	6	7	7	6	8	4
POSS. TIME (avg)	30:05	26:43	29:58	30:16	27:52	30:14	29:45	31:04
TOUCHDOWNS	40	28	28	37	28	42	34	46
Rushing	8	5	3	9	11	13	12	21
Passing	25	21	22	25	15	28	19	21
Returns	7	2	3	3	2	1	3	4
EXTRA-PT KICKS	35/36	26/28	24/27	35/35	27/27	38/40	33/33	42/45
2-PT CONVERSIONS	1/4	0/0	1/1	0/2	0/0	2/2	0/1	1/1
FIELD GOALS/FGA	27/31	13/15	18/19	34/37	23/26	33/36	27/32	27/32
POINTS SCORED	358	233	252	359	264	395	318	401

DEFENSE	Det.	Cin.	Miami	K.C.	Buff.	N.E.	Atl.	N.O.
POINTS ALLOWED	339	305	342	302	306	274	282	282
OPP FIRST DOWNS	305	291	273	315	299	294	293	265
Rushing	98	99	73	100	103	93	87	81
Passing	179	153	168	180	171	181	179	142
Penalty	28	39	32	35	25	20	27	42
OPP YARDS GAINED	5072	4837	4655	5161	4915	5283	4531	4598
Avg per Game	362.3	345.5	332.5	368.6	351.1	377.4	323.6	328.4
OPP RUSHING (net)	1555	1841	1539	1721	1708	1712	1492	1610
Avg per Game	111.1	131.5	109.9	122.9	122.0	122.3	106.6	115.0
Rushes	371	441	365	398	406	347	347	358
Yards per Rush	4.2	4.2	4.2	4.3	4.2	4.9	4.3	4.5
OPP PASSING (net)	3517	2996	3116	3440	3207	3571	3039	2988
Avg per Game	251.2	214.0	222.6	245.7	229.1	255.1	217.1	213.4
Passes Att.	497	479	462	501	501	516	491	467
Completed	319	292	295	285	319	327	327	279
Pct Completed	64.2	61.0	63.9	56.9	63.7	63.4	66.6	59.7
Sacked	28	38	25	26	24	32	36	35
Yards Lost	172	255	164	151	142	235	267	245
INTERCEPTED BY	16	9	9	14	16	12	4	16
Yards Returned	225	238	99	154	255	114	44	192
Returned for TD	3	2	1	0	0	0	0	2
OPP PUNT RETURNS	22	37	32	23	34	21	16	21
Avg return	6.8	9.9	6.4	6.9	5.3	4.8	7.6	10.5
OPP KICKOFF RET	38	24	29	20	27	52	30	28
Avg return	21.4	20.8	19.0	19.4	21.4	19.3	25.7	25.3
OPP TOUCHDOWNS	41	30	41	35	32	32	30	31
Rushing	17	11	12	15	19	6	8	9
Passing	19	17	24	20	11	24	20	20
Returns	5	2	5	0	2	2	2	2

WEEK 15 / THROUGH MONDAY, DECEMBER 18, 2017

OFFENSE	LA-C	NY-J	LA-R	Tenn.	Denv.	Wash.	Jax	S.F.
GAMES (Won-Lost)	7-7	5-9	10-4	8-6	5-9	6-8	10-4	4-10
FIRST DOWNS	290	242	276	260	257	249	287	270
Rushing	69	69	86	85	75	56	91	71
Passing	191	141	164	141	160	172	163	178
Penalty	30	32	26	34	22	21	33	21
YDS GAINED (tot)	5152	4342	5131	4426	4519	4616	5154	4757
Avg per Game	368.0	310.1	366.5	316.1	322.8	329.7	368.1	339.8
RUSHING (net)	1391	1465	1735	1620	1585	1300	2087	1362
Avg per Game	99.4	104.6	123.9	115.7	113.2	92.9	149.1	97.3
Rushes	359	378	402	378	398	356	475	343
Yards per Rush	3.9	3.9	4.3	4.3	4.0	3.7	4.4	4.0
PASSING (net)	3761	2877	3396	2806	2934	3316	3067	3395
Avg per Game	268.6	205.5	242.6	200.4	209.6	236.9	219.1	242.5
Passes Att.	506	446	445	436	497	466	443	544
Completed	316	289	278	272	289	308	269	321
Pct Completed	62.5	64.8	62.5	62.4	58.1	66.1	60.7	59.0
Yards Gained	3874	3150	3553	2985	3221	3636	3176	3701
Sacked	17	40	24	31	44	38	21	42
Yards Lost	113	273	157	179	287	320	109	306
Had intercepted	11	11	7	16	19	9	8	12
Yards Opp Ret	265	94	80	260	396	166	51	121
Opp TDs on Int	1	0	0	2	2	2	0	1
PUNTS	63	78	54	62	66	69	76	70
Avg Yards	48.9	46.6	47.6	51.6	44.7	45.2	44.0	43.4
PUNT RETURNS	25	29	42	30	37	25	30	29
Avg Return	9.2	4.7	10.7	9.1	8.8	5.2	10.4	8.8
Returned for TD	1	0	0	0	0	0	1	0
KICKOFF RETURNS	25	30	35	25	30	30	19	29
Avg Return	19.0	20.8	25.7	20.4	22.8	20.9	22.6	18.8
Returned for TD	0	0	1	0	0	0	0	0
PENALTIES	93	105	96	78	106	82	94	111
Yards Penalized	782	917	832	716	825	662	796	897
FUMBLES BY	14	22	23	8	21	26	19	13
Fumbles Lost	4	10	11	7	9	13	8	7
Opp Fumbles	17	18	21	17	9	15	24	20
Opp Fum Lost	6	9	9	6	5	5	11	8
POSS. TIME (avg)	29:43	30:27	30:03	29:35	31:35	29:47	32:13	28:40
TOUCHDOWNS	37	31	46	30	27	35	42	21
Rushing	9	12	16	17	7	9	16	10
Passing	24	19	24	13	17	24	19	11
Returns	4	0	6	0	3	2	7	0
EXTRA-PT KICKS	32/36	28/28	44/46	29/30	24/24	32/35	34/37	19/20
2-PT CONVERSIONS	0/1	1/3	0/0	0/0	1/3	0/0	2/5	0/1
FIELD GOALS/FGA	19/27	23/27	38/40	29/35	22/30	21/24	28/33	36/38
POINTS SCORED	311	285	438	296	254	305	374	253

DEFENSE	LA-C	NY-J	LA-R	Tenn.	Denv.	Wash.	Jax	S.F.
POINTS ALLOWED	255	342	272	319	328	359	209	337
OPP FIRST DOWNS	255	280	256	290	224	272	220	296
Rushing	86	72	71	60	54	88	77	95
Passing	141	165	156	207	140	157	124	171
Penalty	28	43	29	23	30	27	19	30
OPP YARDS GAINED	4623	4927	4605	4617	3875	4855	3977	4902
Avg per Game	330.2	351.9	328.9	329.8	276.8	346.8	284.1	350.1
OPP RUSHING (net)	1796	1651	1691	1221	1233	1727	1613	1667
Avg per Game	128.3	117.9	120.8	87.2	88.1	123.4	115.2	119.1
Rushes	377	398	361	348	372	399	355	437
Yards per Rush	4.8	4.1	4.7	3.5	3.3	4.3	4.5	3.8
OPP PASSING (net)	2827	3276	2914	3396	2642	3128	2364	3235
Avg per Game	201.9	234.0	208.1	242.6	188.7	223.4	168.9	231.1
Passes Att.	468	478	483	532	418	465	458	460
Completed	295	288	282	332	253	274	256	292
Pct Completed	63.0	60.3	58.4	62.4	60.5	58.9	55.9	63.5
Sacked	38	26	47	40	31	36	51	26
Yards Lost	228	143	318	245	160	239	334	157
INTERCEPTED BY	16	11	15	10	8	14	20	7
Yards Returned	245	151	357	124	228	186	294	85
Returned for TD	2	0	3	0	2	2	2	0
OPP PUNT RETURNS	40	42	20	35	27	31	24	31
Avg return	7.2	10.4	5.4	7.7	9.6	12.5	8.0	4.3
OPP KICKOFF RET	45	21	20	25	16	22	38	11
Avg return	24.9	21.5	20.6	24.2	25.3	19.2	20.8	20.5
OPP TOUCHDOWNS	27	41	32	31	38	38	22	37
Rushing	10	11	12	5	7	11	6	10
Passing	16	27	19	23	26	22	14	25
Returns	1	3	1	3	5	5	2	2

WEEK 15 / THROUGH MONDAY, DECEMBER 18, 2017

OFFENSE	NY-G	Ariz.	Sea.	Dal.	Pitt.	Hou.	Oak.	Phil.
GAMES (Won-Lost)	2-12	6-8	8-6	8-6	11-3	4-10	6-8	12-2
FIRST DOWNS	242	272	271	277	308	285	260	314
Rushing	58	55	77	114	83	75	66	99
Passing	159	178	167	143	196	167	167	181
Penalty	25	39	27	20	29	43	27	34
YDS GAINED (tot)	4354	4478	4854	4728	5369	4684	4575	5417
Avg per Game	311.0	319.9	346.7	337.7	383.5	334.6	326.8	386.9
RUSHING (net)	1246	1196	1452	1913	1439	1581	1312	1967
Avg per Game	89.0	85.4	103.7	136.6	102.8	112.9	93.7	140.5
Rushes	330	349	357	418	381	393	314	434
Yards per Rush	3.8	3.4	4.1	4.6	3.8	4.0	4.2	4.5
PASSING (net)	3108	3282	3402	2815	3930	3103	3263	3450
Avg per Game	222.0	234.4	243.0	201.1	280.7	221.6	233.1	246.4
Passes Att.	535	529	505	429	533	484	501	492
Completed	336	303	308	271	341	277	313	299
Pct Completed	62.8	57.3	61.0	63.2	64.0	57.2	62.5	60.8
Yards Gained	3285	3604	3665	2966	4069	3414	3378	3631
Sacked	30	49	37	27	21	45	21	31
Yards Lost	177	322	263	151	139	311	115	181
Had intercepted	11	15	12	11	14	15	11	7
Yards Opp Ret	86	305	145	267	152	356	54	40
Opp TDs on Int	0	2	0	3	2	2	0	1
PUNTS	82	75	77	56	57	81	61	53
Avg Yards	43.5	46.8	45.1	43.8	43.4	48.9	48.0	45.3
PUNT RETURNS	19	38	31	25	23	33	24	23
Avg Return	5.2	6.9	6.1	9.2	5.0	8.8	5.6	10.0
Returned for TD	0	0	0	1	0	0	0	0
KICKOFF RETURNS	29	26	37	22	28	24	29	17
Avg Return	19.5	18.9	22.2	25.5	16.9	20.4	22.1	19.8
Returned for TD	0	0	0	0	0	0	0	0
PENALTIES	78	100	129	83	94	110	101	101
Yards Penalized	769	810	1100	800	857	936	874	853
FUMBLES BY	15	17	15	9	11	22	27	19
Fumbles Lost	7	7	5	7	4	10	10	9
Opp Fumbles	17	16	20	22	15	14	15	14
Opp Fum Lost	6	5	10	10	4	5	8	8
POSS. TIME (avg)	28:20	30:31	29:36	30:02	32:12	30:17	28:39	33:23
TOUCHDOWNS	26	24	37	41	35	38	34	51
Rushing	5	5	4	18	8	7	13	9
Passing	19	18	30	21	26	27	21	37
Returns	2	1	3	2	1	4	0	5
EXTRA-PT KICKS	20/22	19/21	31/32	36/38	29/31	31/34	31/32	39/43
2-PT CONVERSIONS	1/4	1/2	2/5	0/3	2/4	2/4	2/2	6/8
FIELD GOALS/FGA	16/22	27/35	20/27	18/22	33/36	18/23	14/18	27/31
POINTS SCORED	228	246	321	336	344	319	281	438
DEFENSE	NY-G	Ariz.	Sea.	Dal.	Pitt.	Hou.	Oak.	Phil.
POINTS ALLOWED	355	337	294	311	278	380	324	279
OPP FIRST DOWNS	284	258	276	285	240	261	266	243
Rushing	94	65	76	85	76	72	81	50
Passing	169	166	162	169	142	157	165	164
Penalty	21	27	38	31	22	32	20	29
OPP YARDS GAINED	5485	4386	4630	4734	4309	4966	4890	4329
Avg per Game	391.8	313.3	330.7	338.1	307.8	354.7	349.3	309.2
OPP RUSHING (net)	1798	1290	1580	1518	1415	1497	1550	1001
Avg per Game	128.4	92.1	112.9	108.4	101.1	106.9	110.7	71.5
Rushes	421	364	389	355	330	376	382	272
Yards per Rush	4.3	3.5	4.1	4.3	4.3	4.0	4.1	3.7
OPP PASSING (net)	3687	3096	3050	3216	2894	3469	3340	3328
Avg per Game	263.4	221.1	217.9	229.7	206.7	247.8	238.6	237.7
Passes Att.	489	490	486	504	452	446	455	542
Completed	306	298	289	334	273	286	314	331
Pct Completed	62.6	60.8	59.5	66.3	60.4	64.1	69.0	61.1
Sacked	22	32	34	32	43	31	28	36
Yards Lost	124	216	240	264	309	190	156	236
INTERCEPTED BY	8	13	11	9	14	11	4	17
Yards Returned	143	244	181	98	184	144	7	259
Returned for TD	2	1	2	1	0	2	0	1
OPP PUNT RETURNS	39	41	38	14	21	41	29	22
Avg return	10.1	10.9	10.6	3.9	8.2	11.5	6.4	6.3
OPP KICKOFF RET	30	32	34	34	37	24	15	42
Avg return	21.3	20.5	18.9	21.8	20.6	22.6	19.9	22.2
OPP TOUCHDOWNS	40	38	32	37	32	42	33	32
Rushing	9	12	13	7	13	11	11	7
Passing	30	22	18	26	17	27	20	22
Returns	1	4	1	4	2	4	2	3

WEEK 15 / THROUGH MONDAY, DECEMBER 18, 2017

OFFENSE	NFL/Avg
GAMES (Won-Lost)	---
FIRST DOWNS	271.7
Rushing	79.4
Passing	164.2
Penalty	28.0
YDS GAINED (tot)	4717.7
Avg per Game	337.0
RUSHING (net)	1541.9
Avg per Game	110.1
Rushes	374.4
Yards per Rush	4.1
PASSING (net)	3175.8
Avg per Game	226.8
Passes Att.	479.1
Completed	299.4
Pct Completed	62.5
Yards Gained	3389.3
Sacked	32.8
Yards Lost	213.5
Had intercepted	11.7
Yards Opp Ret	176.3
Opp TDs on Int	1.2
PUNTS	65.7
Avg Yards	45.5
PUNT RETURNS	28.7
Avg Return	8.3
Returned for TD	0.3
KICKOFF RETURNS	28.1
Avg Return	21.6
Returned for TD	0.1
PENALTIES	94.3
Yards Penalized	813.5
FUMBLES BY	17.4
Fumbles Lost	7.5
Opp Fumbles	17.4
Opp Fum Lost	7.5
POSS. TIME (avg)	30:00
TOUCHDOWNS	34.2
Rushing	10.5
Passing	21.0
Returns	2.7
EXTRA POINTS (tot)	94%
Kicks Made/2Pt	42%
FIELD GOALS/FGA	24/28
POINTS SCORED	309.0

DEFENSE	NFL/Avg
POINTS ALLOWED	309.0
OPP FIRST DOWNS	271.7
Rushing	79.4
Passing	164.2
Penalty	28.0
OPP YARDS GAINED	4717.7
Avg per Game	337.0
OPP RUSHING (net)	1541.9
Avg per Game	110.1
Rushes	374.4
Yards per Rush	4.1
OPP PASSING (net)	3175.8
Avg per Game	226.8
Passes Att.	479.1
Completed	299.4
Pct Completed	62.5
Sacked	32.8
Yards Lost	213.5
INTERCEPTED BY	11.7
Yards Returned	176.3
Returned for TD	1.2
OPP PUNT RETURNS	28.7
Avg return	8.3
OPP KICKOFF RET	28.1
Avg return	21.6
OPP TOUCHDOWNS	34.2
Rushing	10.5
Passing	21.0
Returns	2.7

WEEK 15 / THROUGH MONDAY, DECEMBER 18, 2017

TEAM RANKINGS

National Football League

	Offense			Defense		
	Total	Rush	Pass	Total	Rush	Pass
Ariz.	21	30	15	7	6	14
Atl.	9	8	10	9	9	12
Balt.	27	12	29	10	14	9
Buff.	29	6	32	23	25	17
Car.	17	4	27	5	5	11
Chi.	30	11	31	8	11	10
Cin.	32	32	28	19	32	8
Cleve.	26	17	26	16	7	21
Dallas	15	3	24	18	12	18
Denver	20	14	21	*1	4	2
Det.	13	31	6	27	16	28
G.B.	23	18	22	26	20	24
Hou.	16	15	18	25	10	27
Ind.	31	22	30	30	29	30
Jax	6	*1	19	3	19	*1
K.C.	5	10	7	28	27	26
L.A.-C	7	23	3	14	30	4
Rams	10	7	12	12	24	6
Miami	28	29	20	17	13	15
Minn.	8	9	9	2	2	3
N.E.	2	16	*1	29	26	29
N.O.	*1	5	4	11	18	7
Giants	24	28	17	32	31	31
Jets	25	19	23	24	21	20
Oak.	19	25	16	21	15	23
Phil.	3	2	8	6	*1	22
Pitt.	4	21	2	4	8	5
S.F.	14	24	13	22	22	19
Sea.	12	20	11	15	17	13
T.B.	11	27	5	31	23	32
Tenn.	22	13	25	13	3	25
Wash.	18	26	14	20	28	16

T = Tied for position

*** = League Leader**

WEEK 15 / THROUGH MONDAY, DECEMBER 18, 2017

NFL / TEAM/OFFENSE RANK

Tm	(A)	(B)	(C)	(D)	(E)	(F)	(G)	(H)	(I)	(J)	(K)	(L)	(M)	(N)	(O)	(P)	(Q)
BAL	27	31	12	17	29	31	20	8	19	28	5	2	1	13	11	8	8
BUF	29	30	6	13	32	30	17	28	30	9	30	13	24	22	18	23	10
CIN	32	25	32	30	28	21	22	24	32	32	23	9	19	8	12	29	14
CLE	26	26	17	4	26	32	32	23	21	30	6	26	7	7	19	32	29
DEN	20	29	14	19	21	26	30	26	24	13	27	15	9	19	24	24	27
HOU	16	20	15	18	18	20	28	30	10t	23	7	14	22	2	8	14	22
IND	31	32	22	29	30	29	12	32	31	20	16	32	15	23	5	31	9
JAC	6	12	1	9	19	11	7	7	9	21	2	4	10	24	25	5	17
KC	5	2	10	1	7	7	4	18	14t	18	29	22	8	20	17	6	5
LAC	7	6	23	23	3	5	13	1	8	12	12t	11	28	3	10	16	32
MIA	28	27	29	24	20	27	31	13	26	31	26	21	17	18	14	26	3t
NE	2	3	16	15	1	3	1	11	1	10	8t	18	5	27	20	4	6t
NYJ	25	23	19	22	23	18	19	27	27t	17	8t	31	21	11	22	20t	16
OAK	19	13	25	14	16	15	14	5	22t	7	20	27	14	4	3	22	23t
PIT	4	7	21	26	2	6	23	3	3	4	12t	30	32	29	26	9	6t
TEN	22	17	13	12	25	17	29	17	22t	22	12t	12	23	1	1	19	20
ARI	21	28	30	31	15	23	25	29	16	25	18	23	29	9	27	27	25
ATL	9	4	8	7	10	2	18	4	7	1	28	20	12	21	16	15	18t
CAR	17	18	4	10	27	19	24	16	10t	6	24t	19	20	12	6	12	1
CHI	30	22	11	8	31	24	27	21	29	26	22	17	16	10	28	28	30t
DAL	15	14	3	3	24	16	21	14	13	5	11	10	3	26	9	11	21
DET	13	11	31	32	6	9	9	25	20	16	32	1	31	25	21	7	12t
GB	23	21	18	6	22	28	26	31	12	11	4	5	6	17	4	17	23t
LAR	10	5	7	11	12	4	5	9	14t	8	24t	3	2	5	2	1t	2
MIN	8	9	9	21	9	8	6	6	6	3	31	6t	4	32	23	10	15
NO	1	1	5	2	4	1	3	2	5	19	1	24	25	6	7	3	18t
NYG	24	24	28	27	17	25	10	10	27t	27	21	29	27	28	32	30	28
PHI	3	8	2	5	8	12	2	15	2	2	3	6t	26	14	15	1t	12t
SF	14	19	24	20	13	22	15	20	18	24	17	16	30	30	13	25	3t
SEA	12	15	20	16	11	14	16	19	17	15	12t	25	13	16	30	13	26
TB	11	10	27	25	5	10	11	12	4	14	19	8	11	31	29	20t	30t
WAS	18	16	26	28	14	13	8	22	25	29	10	28	18	15	31	18	11

- (A) Total Yards per Game
- (B) Yards per Play
- (C) Rushing Yards per Game
- (D) Rushing Yards per Attempt
- (E) Passing Net Yards per Game
- (F) Passing Net Yards per Play
- (G) Passing, Percent Had Intercepted
- (H) Sacks per Pass Play
- (I) First Downs per Game
- (J) Third Down Efficiency
- (K) Fourth Down Efficiency
- (L) Punt Return Average
- (M) Kickoff Return Average
- (N) Gross Punting Average
- (O) Net Punting Average
- (P) Points per Game
- (Q) Field Goal Percentage

WEEK 15 / THROUGH MONDAY, DECEMBER 18, 2017

NFL / OPPONENT/DEFENSE RANK

Tm	(A)	(B)	(C)	(D)	(E)	(F)	(G)	(H)	(I)	(J)	(K)	(L)	(M)	(N)	(O)	(P)	(Q)	(R)	(S)
BAL	10	5	14	11	9	5	1	9	9	10	7	21	2	11	14	4	22t	7	20
BUF	23	17	25	18	17	18	6	30	30	11	21	6	17	1	3	16	27	18	29
CIN	19	7	32	16	8	8	25	7	25	24	18	23	15	22	5	15	22t	25	30
CLE	16	10	7	1	21	24	30	25	18	22	22	29	9	7	10	30	18	32	23
DEN	1	2	4	2	2	12	23	12	2	2	6	22	31	20	15	20	19	26	6
HOU	25	28	10	8	27	30	15	17	11	5	26	31	24	30	28	32	31	24	19
IND	30	31	29	14	30	32	12	29	22	31	17	5	1	25	31	31	8	31	32
JAC	3	1	19	29	1	1	2	1	1	3	13	19	14	21	13	1	26	2	1
KC	28	25	27	25	26	23	11	28	32	25	24t	15	7	2	4	14	11t	9	14
LAC	14	16	30	31	4	4	4	6	7	21	11	16	29	14	12	3	16t	10	8
MIA	17	23	13	19	15	20	22	27	16	6	5	12	4	18	21	26t	3	28	25
NE	29	30	26	32	29	22	18	21	27	23	15	3	6	5	8	6	2	4	11
NYJ	24	22	21	15	20	21	19	26	19	14	12	25	19	23	27	26t	4	22	27
OAK	21	26	15	12	23	28	31	22	14	27	30	13	8	13	26	19	21	19	22
PIT	4	14	8	23	5	10	9	3	4	8	9	20	13	8	30	7	11t	8	4
TEN	13	6	3	3	25	14	24	10	24	7	27t	18	28	32	32	18	29	16	17
ARI	7	4	6	4	14	13	13	19	10	17	16	28	11	29	29	23t	32	29	13
ATL	9	13	9	24	12	7	32	13	26	19	29	17	32	27	23	9t	14	12	7
CAR	5	15	5	20	11	9	21	4	5	9	8	9	21	24	20	11	15	11	10
CHI	8	11	11	10	10	16t	29	5	12t	20	23	30	23	31	24	12t	30	23	24
DAL	18	19	12	22	18	16t	26	20	21	29	10	1	20	12	7	17	6	14	15
DET	27	27	16	17	28	26	5	24	31	13	20	14	18	19	1	25	5	15	21
GB	26	24	20	9	24	27	17	16	29	30	32	4	26	3	6	21	24	17	28
LAR	12	12	24	30	6	3	8	2	8	12	27t	7	12	9	2	5	1	1	9
MIN	2	3	2	5	3	2	14	14	3	1	19	8	27	16	11	2	25	6	2
NO	11	20	18	28	7	15	3	11	12t	18	2	26	30	6	17	9t	10	5	5
NYG	32	29	31	21	31	29	27	31	20	26	3	24	16	17	22	28	7	30	31
PHI	6	8	1	6	22	6	7	18	6	4	4	11	22	15	9	8	11t	3	3
SF	22	18	22	7	19	25	28	23	28	28	31	2	10	28	19	23t	20	27	16
SEA	15	9	17	13	13	11	20	15	17	16	14	27	3	4	16	12t	28	13	12
TB	31	32	23	27	32	31	16	32	23	32	1	10	25	26	18	22	16t	20	26
WAS	20	21	28	26	16	19	10	8	15	15	24t	32	5	10	25	29	9	21	18

- (A) Total Yards per Game
- (B) Yards per Play
- (C) Rushing Yards per Game
- (D) Rushing Yards per Attempt
- (E) Passing Net Yards per Game
- (F) Passing Net Yards per Play
- (G) Passing, Percent Had Intercepted
- (H) Sacks per Pass Play
- (I) First Downs per Game
- (J) Third Down Efficiency
- (K) Fourth Down Efficiency
- (L) Punt Return Average
- (M) Kickoff Return Average
- (N) Gross Punting Average
- (O) Net Punting Average
- (P) Points per Game
- (Q) Field Goal Percentage
- (R) Points per Game Differential
- (S) Net Yards per Game Differential

WEEK 15 / THROUGH MONDAY, DECEMBER 18, 2017**NFL / TOTAL OFFENSE**

Rank	Team	Total	Rushing	Passing	Total	Rushing	Passing
1)	New Orleans	5621	1892	3729	401.5	135.1	266.4
2)	New England	5566	1549	4017	397.6	110.6	286.9
3)	Philadelphia	5417	1967	3450	386.9	140.5	246.4
4)	Pittsburgh	5369	1439	3930	383.5	102.8	280.7
5)	Kansas City	5224	1690	3534	373.1	120.7	252.4
6)	Jacksonville	5154	2087	3067	368.1	149.1	219.1
7)	Los Angeles Chargers	5152	1391	3761	368.0	99.4	268.6
8)	Minnesota	5147	1698	3449	367.6	121.3	246.4
9)	Atlanta	5135	1720	3415	366.8	122.9	243.9
10)	Los Angeles Rams	5131	1735	3396	366.5	123.9	242.6
11)	Tampa Bay	4969	1274	3695	354.9	91.0	263.9
12)	Seattle	4854	1452	3402	346.7	103.7	243.0
13)	Detroit	4772	1083	3689	340.9	77.4	263.5
14)	San Francisco	4757	1362	3395	339.8	97.3	242.5
15)	Dallas	4728	1913	2815	337.7	136.6	201.1
16)	Houston	4684	1581	3103	334.6	112.9	221.6
17)	Carolina	4676	1900	2776	334.0	135.7	198.3
18)	Washington	4616	1300	3316	329.7	92.9	236.9
19)	Oakland	4575	1312	3263	326.8	93.7	233.1
20)	Denver	4519	1585	2934	322.8	113.2	209.6
21)	Arizona	4478	1196	3282	319.9	85.4	234.4
22)	Tennessee	4426	1620	2806	316.1	115.7	200.4
23)	Green Bay	4396	1508	2888	314.0	107.7	206.3
24)	New York Giants	4354	1246	3108	311.0	89.0	222.0
25)	New York Jets	4342	1465	2877	310.1	104.6	205.5
26)	Cleveland	4314	1536	2778	308.1	109.7	198.4
27)	Baltimore	4251	1635	2616	303.6	116.8	186.9
28)	Miami	4222	1236	2986	301.6	88.3	213.3
29)	Buffalo	4204	1807	2397	300.3	129.1	171.2
30)	Chicago	4140	1661	2479	295.7	118.6	177.1
31)	Indianapolis	4007	1422	2585	286.2	101.6	184.6
32)	Cincinnati	3765	1078	2687	268.9	77.0	191.9

NFL / TOTAL DEFENSE

Rank	Team	Total	Rushing	Passing	Total	Rushing	Passing
1)	Denver	3875	1233	2642	276.8	88.1	188.7
2)	Minnesota	3975	1194	2781	283.9	85.3	198.6
3)	Jacksonville	3977	1613	2364	284.1	115.2	168.9
4)	Pittsburgh	4309	1415	2894	307.8	101.1	206.7
5)	Carolina	4311	1283	3028	307.9	91.6	216.3
6)	Philadelphia	4329	1001	3328	309.2	71.5	237.7
7)	Arizona	4386	1290	3096	313.3	92.1	221.1
8)	Chicago	4525	1507	3018	323.2	107.6	215.6
9)	Atlanta	4531	1492	3039	323.6	106.6	217.1
10)	Baltimore	4546	1541	3005	324.7	110.1	214.6
11)	New Orleans	4598	1610	2988	328.4	115.0	213.4
12)	Los Angeles Rams	4605	1691	2914	328.9	120.8	208.1
13)	Tennessee	4617	1221	3396	329.8	87.2	242.6
14)	Los Angeles Chargers	4623	1796	2827	330.2	128.3	201.9
15)	Seattle	4630	1580	3050	330.7	112.9	217.9
16)	Cleveland	4644	1345	3299	331.7	96.1	235.6
17)	Miami	4655	1539	3116	332.5	109.9	222.6
18)	Dallas	4734	1518	3216	338.1	108.4	229.7
19)	Cincinnati	4837	1841	2996	345.5	131.5	214.0
20)	Washington	4855	1727	3128	346.8	123.4	223.4
21)	Oakland	4890	1550	3340	349.3	110.7	238.6
22)	San Francisco	4902	1667	3235	350.1	119.1	231.1
23)	Buffalo	4915	1708	3207	351.1	122.0	229.1
24)	New York Jets	4927	1651	3276	351.9	117.9	234.0
25)	Houston	4966	1497	3469	354.7	106.9	247.8
26)	Green Bay	4990	1630	3360	356.4	116.4	240.0
27)	Detroit	5072	1555	3517	362.3	111.1	251.2
28)	Kansas City	5161	1721	3440	368.6	122.9	245.7
29)	New England	5283	1712	3571	377.4	122.3	255.1
30)	Indianapolis	5341	1741	3600	381.5	124.4	257.1
31)	Tampa Bay	5471	1673	3798	390.8	119.5	271.3
32)	New York Giants	5485	1798	3687	391.8	128.4	263.4

WEEK 15 / THROUGH MONDAY, DECEMBER 18, 2017

NFL / TAKEAWAYS, GIVEAWAYS

Rank	Team	TAKEAWAYS			GIVEAWAYS			Net Diff
		Int	Fum	Total	Int	Fum	Total	
1)	Baltimore	22	11	33	12	4	16	= +17
2)	Jacksonville	20	11	31	8	8	16	= +15
3)	Kansas City	14	7	21	7	2	9	= +12
4)	Philadelphia	17	8	25	7	9	16	= +9
5t)	Buffalo	16	7	23	10	6	16	= +7
5t)	Los Angeles Chargers	16	6	22	11	4	15	= +7
5t)	New England	12	6	18	7	4	11	= +7
8t)	Detroit	16	11	27	10	11	21	= +6
8t)	Los Angeles Rams	15	9	24	7	11	18	= +6
10t)	Indianapolis	12	7	19	9	6	15	= +4
10t)	New Orleans	16	4	20	7	9	16	= +4
10t)	Seattle	11	10	21	12	5	17	= +4
13t)	Green Bay	11	11	22	14	5	19	= +3
13t)	Minnesota	12	5	17	8	6	14	= +3
13t)	Tampa Bay	12	12	24	11	10	21	= +3
16)	Dallas	9	10	19	11	7	18	= +1
17t)	Pittsburgh	14	4	18	14	4	18	= 0
17t)	Carolina	10	8	18	12	6	18	= 0
19)	New York Jets	11	9	20	11	10	21	= -1
20t)	Chicago	6	13	19	12	10	22	= -3
20t)	Washington	14	5	19	9	13	22	= -3
22t)	Arizona	13	5	18	15	7	22	= -4
22t)	Atlanta	4	8	12	11	5	16	= -4
22t)	New York Giants	8	6	14	11	7	18	= -4
22t)	San Francisco	7	8	15	12	7	19	= -4
26)	Tennessee	10	6	16	16	7	23	= -7
27t)	Cincinnati	9	3	12	11	10	21	= -9
27t)	Houston	11	5	16	15	10	25	= -9
27t)	Oakland	4	8	12	11	10	21	= -9
30)	Miami	9	6	15	20	6	26	= -11
31)	Denver	8	5	13	19	9	28	= -15
32)	Cleveland	6	5	11	25	11	36	= -25
Totals		375	239	614	375	239	614	= 0

WEEK 15 / THROUGH MONDAY, DECEMBER 18, 2017

NFL / TEAM/OFFENSE INSIDE THE 20

Rank	Team	Poss	Pts	TD	TD%	FG	Score	Score%
1)	Philadelphia	52	276	35	67.3	11	46	88.5
2)	Oakland	31	159	20	64.5	6	26	83.9
3)	Green Bay	39	203	25	64.1	10	35	89.7
4)	Dallas	49	247	31	63.3	11	42	85.7
5)	Jacksonville	45	237	28	62.2	14	42	93.3
6)	Chicago	28	138	17	60.7	7	24	85.7
7)	Buffalo	37	183	22	59.5	10	32	86.5
8t)	New Orleans	51	255	30	58.8	15	45	88.2
8t)	Tennessee	34	175	20	58.8	12	32	94.1
10)	New England	60	307	35	58.3	21	56	93.3
11)	New York Jets	31	158	18	58.1	11	29	93.5
12)	Carolina	45	221	26	57.8	14	40	88.9
13)	Detroit	40	197	23	57.5	13	36	90.0
14)	Cincinnati	35	166	20	57.1	9	29	82.9
15)	Minnesota	51	254	29	56.9	18	47	92.2
16)	Baltimore	44	216	25	56.8	14	39	88.6
17)	Miami	32	157	18	56.3	11	29	90.6
18)	Washington	41	201	23	56.1	14	37	90.2
19)	Atlanta	45	213	25	55.6	13	38	84.4
20)	Los Angeles Rams	62	302	34	54.8	22	56	90.3
21)	New York Giants	34	154	18	52.9	10	28	82.4
22)	Seattle	42	194	22	52.4	14	36	85.7
23)	Tampa Bay	44	198	23	52.3	14	37	84.1
24)	Houston	39	172	20	51.3	11	31	79.5
25)	Pittsburgh	55	256	27	49.1	23	50	90.9
26)	Cleveland	37	144	17	45.9	8	25	67.6
27)	Los Angeles Chargers	42	176	19	45.2	15	34	81.0
28)	Kansas City	40	182	18	45.0	19	37	92.5
29)	San Francisco	40	167	16	40.0	19	35	87.5
30)	Denver	43	163	17	39.5	15	32	74.4
31)	Indianapolis	33	134	13	39.4	15	28	84.8
32)	Arizona	44	169	17	38.6	18	35	79.5

NFL / OPPONENTS/DEFENSE INSIDE THE 20

Rank	Team	Poss	Pts	TD	TD%	FG	Score	Score%
1)	Jacksonville	20	76	7	35.0	9	16	80.0
2)	Los Angeles Chargers	33	133	13	39.4	14	27	81.8
3)	Cincinnati	50	226	22	44.0	24	46	92.0
4)	Minnesota	36	158	16	44.4	15	31	86.1
5)	Chicago	46	201	21	45.7	18	39	84.8
6)	Tennessee	51	225	24	47.1	20	44	86.3
7)	Atlanta	44	186	21	47.7	13	34	77.3
8)	Seattle	39	172	19	48.7	14	33	84.6
9)	New England	43	177	21	48.8	10	31	72.1
10t)	Baltimore	38	168	19	50.0	13	32	84.2
10t)	Oakland	42	198	21	50.0	17	38	90.5
12)	Buffalo	47	220	24	51.1	18	42	89.4
13t)	Indianapolis	46	203	24	52.2	12	36	78.3
13t)	New York Jets	46	208	24	52.2	15	39	84.8
15)	Washington	51	251	27	52.9	21	48	94.1
16)	New York Giants	49	235	26	53.1	18	44	89.8
17)	New Orleans	41	189	22	53.7	13	35	85.4
18)	Dallas	47	209	26	55.3	10	36	76.6
19)	Tampa Bay	46	226	26	56.5	15	41	89.1
20)	Carolina	33	167	19	57.6	11	30	90.9
21)	San Francisco	50	238	29	58.0	14	43	86.0
22)	Philadelphia	36	173	21	58.3	9	30	83.3
23)	Kansas City	46	229	27	58.7	14	41	89.1
24)	Arizona	44	223	26	59.1	16	42	95.5
25)	Los Angeles Rams	37	177	22	59.5	9	31	83.8
26t)	Houston	45	232	27	60.0	15	42	93.3
26t)	Pittsburgh	35	175	21	60.0	10	31	88.6
28)	Detroit	49	248	31	63.3	11	42	85.7
29)	Denver	34	173	22	64.7	7	29	85.3
30)	Cleveland	41	223	27	65.9	11	38	92.7
31)	Green Bay	39	225	27	69.2	12	39	100.0
32)	Miami	41	230	29	70.7	9	38	92.7

WEEK 15 / THROUGH MONDAY, DECEMBER 18, 2017

NFL / OFFENSE/TEAMS: FIRST DOWNS, THIRD DOWNS, FOURTH DOWNS

Rank	Team	FIRST DOWNS				THIRD DOWNS			FOURTH DOWNS		
		Total	Rush	Pass	Pen	Made	Att	Pct	Made	Att	Pct
1)	New England	333	84	207	42	73	176	41.5	6	11	54.5
2)	Philadelphia	314	99	181	34	93	205	45.4	15	22	68.2
3)	Pittsburgh	308	83	196	29	82	187	43.9	3	6	50.0
4)	Tampa Bay	304	66	212	26	66	167	39.5	3	7	42.9
5)	New Orleans	299	98	182	19	64	169	37.9	11	13	84.6
6)	Minnesota	298	87	178	33	85	188	45.2	1	7	14.3
7)	Atlanta	295	94	173	28	80	168	47.6	3	11	27.3
8)	Los Angeles Chargers	290	69	191	30	72	181	39.8	5	10	50.0
9)	Jacksonville	287	91	163	33	74	198	37.4	8	11	72.7
10t)	Houston	285	75	167	43	68	186	36.6	5	9	55.6
10t)	Carolina	285	108	149	28	84	194	43.3	3	9	33.3
12)	Green Bay	278	90	160	28	75	182	41.2	14	22	63.6
13)	Dallas	277	114	143	20	76	175	43.4	9	17	52.9
14t)	Kansas City	276	81	172	23	66	172	38.4	2	8	25.0
14t)	Los Angeles Rams	276	86	164	26	77	185	41.6	3	9	33.3
16)	Arizona	272	55	178	39	73	205	35.6	7	16	43.8
17)	Seattle	271	77	167	27	74	189	39.2	4	8	50.0
18)	San Francisco	270	71	178	21	75	207	36.2	8	18	44.4
19)	Baltimore	269	96	144	29	65	192	33.9	8	13	61.5
20)	Detroit	263	49	189	25	71	182	39.0	0	7	0.0
21)	Cleveland	261	87	139	35	62	188	33.0	12	21	57.1
22t)	Oakland	260	66	167	27	75	180	41.7	8	19	42.1
22t)	Tennessee	260	85	141	34	65	174	37.4	4	8	50.0
24)	Denver	257	75	160	22	84	212	39.6	5	16	31.3
25)	Washington	249	56	172	21	60	178	33.7	8	15	53.3
26)	Miami	248	57	161	30	59	181	32.6	6	19	31.6
27t)	New York Jets	242	69	141	32	78	202	38.6	6	11	54.5
27t)	New York Giants	242	58	159	25	69	197	35.0	7	17	41.2
29)	Chicago	239	84	130	25	63	177	35.6	6	15	40.0
30)	Buffalo	238	93	127	18	88	212	41.5	2	13	15.4
31)	Indianapolis	230	79	129	22	76	202	37.6	7	15	46.7
32)	Cincinnati	217	59	135	23	55	170	32.4	4	11	36.4
	Totals	8693	2541	5255	897	2327	5981	38.9	193	414	46.6

NFL / DEFENSE/OPPONENTS: FIRST DOWNS, THIRD DOWNS, FOURTH DOWNS

Rank	Team	FIRST DOWNS				THIRD DOWNS			FOURTH DOWNS		
		Total	Rush	Pass	Pen	Made	Att	Pct	Made	Att	Pct
1)	Jacksonville	220	77	124	19	61	189	32.3	5	12	41.7
2)	Denver	224	54	140	30	57	185	30.8	6	20	30.0
3)	Minnesota	236	52	155	29	46	175	26.3	9	17	52.9
4)	Pittsburgh	240	76	142	22	62	172	36.0	6	17	35.3
5)	Carolina	242	63	159	20	66	179	36.9	7	20	35.0
6)	Philadelphia	243	50	164	29	58	177	32.8	4	15	26.7
7)	Los Angeles Chargers	255	86	141	28	79	196	40.3	6	16	37.5
8)	Los Angeles Rams	256	71	156	29	77	203	37.9	9	14	64.3
9)	Baltimore	257	77	153	27	72	194	37.1	4	13	30.8
10)	Arizona	258	65	166	27	78	198	39.4	5	11	45.5
11)	Houston	261	72	157	32	58	176	33.0	5	8	62.5
12t)	Chicago	265	73	163	29	77	193	39.9	6	10	60.0
12t)	New Orleans	265	81	142	42	72	181	39.8	2	9	22.2
14)	Oakland	266	81	165	20	80	188	42.6	5	7	71.4
15)	Washington	272	88	157	27	74	193	38.3	8	13	61.5
16)	Miami	273	73	168	32	62	175	35.4	2	7	28.6
17)	Seattle	276	76	162	38	75	195	38.5	6	14	42.9
18)	Cleveland	279	81	173	25	81	198	40.9	4	7	57.1
19)	New York Jets	280	72	165	43	73	191	38.2	4	10	40.0
20)	New York Giants	284	94	169	21	82	195	42.1	4	16	25.0
21)	Dallas	285	85	169	31	84	188	44.7	4	11	36.4
22)	Indianapolis	286	87	171	28	86	192	44.8	6	13	46.2
23)	Tampa Bay	289	86	183	20	94	191	49.2	1	7	14.3
24)	Tennessee	290	60	207	23	66	184	35.9	9	14	64.3
25)	Cincinnati	291	99	153	39	87	209	41.6	7	15	46.7
26)	Atlanta	293	87	179	27	67	168	39.9	11	17	64.7
27)	New England	294	93	181	20	74	179	41.3	9	20	45.0
28)	San Francisco	296	95	171	30	85	193	44.0	7	9	77.8
29)	Green Bay	298	86	190	22	81	181	44.8	8	10	80.0
30)	Buffalo	299	103	171	25	72	190	37.9	9	16	56.3
31)	Detroit	305	98	179	28	63	166	38.0	7	13	53.8
32)	Kansas City	315	100	180	35	78	187	41.7	8	13	61.5
	Totals	8693	2541	5255	897	2327	5981	38.9	193	414	46.6

WEEK 15 / THROUGH MONDAY, DECEMBER 18, 2017

NFC / FIRST-DOWN PLAYS BY TEAMS

Rank	Team	Yds/Play	Plays	Yards
1)	New Orleans	6.61	406	2685
2)	Atlanta	6.53	393	2565
3)	Tampa Bay	5.97	423	2526
4)	San Francisco	5.93	406	2406
5)	Los Angeles Rams	5.67	391	2218
6)	Philadelphia	5.47	426	2331
7)	Dallas	5.33	386	2057
8)	Arizona	5.31	410	2178
9)	Green Bay	5.30	379	2008
10)	Carolina	5.03	400	2010
11)	Seattle	4.98	406	2023
12)	Minnesota	4.93	408	2013
13)	Chicago	4.90	361	1770
14)	Washington	4.64	372	1726
15)	New York Giants	4.62	380	1756
16)	Detroit	4.54	384	1742
	TOTAL	5.37	6331	34014

NFC / FIRST-DOWN PLAYS BY OPPONENTS

Rank	Team	Yds/Play	Plays	Yards
1)	Philadelphia	4.09	370	1512
2)	Dallas	4.55	387	1762
3)	Seattle	4.71	402	1895
4)	Chicago	5.02	385	1932
5)	New Orleans	5.02	378	1898
6)	Minnesota	5.04	364	1836
7)	Arizona	5.10	389	1984
8)	Los Angeles Rams	5.23	388	2028
9)	Atlanta	5.34	396	2116
10)	Green Bay	5.36	402	2153
11)	New York Giants	5.38	402	2164
12)	San Francisco	5.40	420	2269
13)	Detroit	5.64	431	2430
14)	Carolina	5.67	360	2041
15)	Washington	5.96	400	2385
16)	Tampa Bay	6.13	399	2446
	TOTAL	5.24	6273	32851

WEEK 15 / THROUGH MONDAY, DECEMBER 18, 2017**NFL / FIRST-DOWN PLAYS BY TEAMS**

Rank	Team	Yds/Play	Plays	Yards
1)	Kansas City	6.63	387	2567
2)	New Orleans	6.61	406	2685
3)	New England	6.56	427	2802
4)	Atlanta	6.53	393	2565
5)	Tampa Bay	5.97	423	2526
6)	San Francisco	5.93	406	2406
7)	Cincinnati	5.77	344	1985
8)	Los Angeles Rams	5.67	391	2218
9)	Jacksonville	5.53	412	2279
10)	Philadelphia	5.47	426	2331
11)	Tennessee	5.45	385	2099
12)	Oakland	5.37	364	1954
13)	Dallas	5.33	386	2057
14)	Los Angeles Chargers	5.32	400	2128
15)	Arizona	5.31	410	2178
16)	Green Bay	5.30	379	2008
17)	Pittsburgh	5.27	424	2234
18)	Carolina	5.03	400	2010
19)	Seattle	4.98	406	2023
20)	Minnesota	4.93	408	2013
21)	Chicago	4.90	361	1770
22)	New York Jets	4.87	368	1791
23)	Buffalo	4.76	365	1737
24)	Baltimore	4.74	399	1893
25)	Miami	4.72	387	1826
26)	Cleveland	4.70	387	1818
27)	Houston	4.65	409	1902
28)	Washington	4.64	372	1726
29)	New York Giants	4.62	380	1756
30)	Detroit	4.54	384	1742
31)	Indianapolis	4.52	365	1649
32)	Denver	4.28	396	1693
	TOTAL	5.29	12550	66371

NFL / FIRST-DOWN PLAYS BY OPPONENTS

Rank	Team	Yds/Play	Plays	Yards
1)	Philadelphia	4.09	370	1512
2)	Cincinnati	4.53	407	1845
3)	Dallas	4.55	387	1762
4)	Baltimore	4.65	396	1840
5)	Seattle	4.71	402	1895
6)	Cleveland	4.83	400	1933
7)	Chicago	5.02	385	1932
8)	New Orleans	5.02	378	1898
9)	Pittsburgh	5.03	358	1799
10)	Minnesota	5.04	364	1836
11)	Arizona	5.10	389	1984
12)	Oakland	5.16	374	1930
13)	Jacksonville	5.20	373	1939
14)	Denver	5.22	350	1826
15)	Los Angeles Rams	5.23	388	2028
16)	Tennessee	5.24	417	2185
17)	Los Angeles Chargers	5.29	378	2000
18)	Atlanta	5.34	396	2116
19)	Green Bay	5.36	402	2153
20)	New York Jets	5.36	399	2137
21)	New York Giants	5.38	402	2164
22)	San Francisco	5.40	420	2269
23)	Buffalo	5.51	424	2336
24)	Kansas City	5.62	424	2382
25)	Detroit	5.64	431	2430
26)	Carolina	5.67	360	2041
27)	Miami	5.67	387	2195
28)	Indianapolis	5.79	398	2303
29)	Houston	5.83	386	2251
30)	Washington	5.96	400	2385
31)	Tampa Bay	6.13	399	2446
32)	New England	6.45	406	2619
	TOTAL	5.29	12550	66371

WEEK 15 / THROUGH MONDAY, DECEMBER 18, 2017

NFL / KICKOFFS (Receiving Team)

Rank	Team	TotKO	AdjKO	TB	TB%	EZ	EZ%	OB	I20	Avg.Start
1)	Los Angeles Rams	64	61	26	42.6	43	67.2	1	7	27.8
2)	Baltimore	63	62	34	54.8	45	71.4	1	5	26.9
3)	New England	63	60	36	60.0	44	69.8	0	6	26.4
4)	Seattle	69	68	29	42.6	44	63.8	2	10	25.8
5)	Oakland	76	70	41	58.6	54	71.1	0	11	25.6
6)	Dallas	68	68	45	66.2	55	80.9	0	7	25.4
7)	Green Bay	73	73	45	61.6	53	72.6	1	7	25.3
8)	Cleveland	77	76	47	61.8	60	77.9	0	9	25.1
9)	Jacksonville	54	51	35	68.6	42	77.8	0	6	25.1
10)	Chicago	74	73	32	43.8	48	64.9	1	9	24.8
11)	Indianapolis	81	79	54	68.4	68	84.0	0	7	24.7
12)	Philadelphia	64	62	45	72.6	50	78.1	0	5	24.7
13)	Detroit	70	68	42	61.8	52	74.3	3	8	24.6
14)	Carolina	64	62	36	58.1	45	70.3	0	6	24.5
15)	Atlanta	68	67	31	46.3	50	73.5	0	12	24.4
16)	Buffalo	74	73	44	60.3	58	78.4	0	6	24.4
17)	Kansas City	65	61	22	36.1	45	69.2	0	12	24.4
18)	Washington	78	75	46	61.3	54	69.2	0	10	24.4
19)	Tennessee	79	76	52	68.4	68	86.1	0	8	24.3
20)	Tampa Bay	72	71	54	76.1	62	86.1	0	8	24.3
21)	New Orleans	67	62	34	54.8	49	73.1	2	9	24.3
22)	Houston	85	82	60	73.2	71	83.5	0	7	24.2
23)	Denver	72	70	40	57.1	56	77.8	0	11	24.0
24)	Minnesota	62	60	37	61.7	54	87.1	1	10	23.9
25)	Pittsburgh	64	63	35	55.6	40	62.5	0	11	23.8
26)	New York Giants	79	76	49	64.5	59	74.7	0	9	23.7
27)	Cincinnati	70	70	40	57.1	51	72.9	0	10	23.6
28)	Miami	73	70	36	51.4	54	74.0	0	12	23.6
29)	San Francisco	77	76	45	59.2	57	74.0	2	13	23.5
30)	New York Jets	73	70	40	57.1	56	76.7	0	11	23.5
31)	Arizona	74	70	46	65.7	58	78.4	0	10	23.3
32)	Los Angeles Char	61	59	34	57.6	42	68.9	0	8	22.8
	Totals	2253	2184	1292	59.2	1687	77.2	14	280	24.6

Note: Average opponent drive start DOES NOT include onside kicks or kickoffs at the end of a half unless either kickoff is returned for a touchdown. All other kickoffs (returned kickoffs, fair catches, touchback and kickoffs out of bounds) are included. Kickoffs resulting in the kicking team retaining possession are not included.

ADJ KO: Adjusted kickoffs are used to compute the Avg. Team Drive Start.

I20: The number of drives that start inside (not including) the 20 yd line.

WEEK 15 / THROUGH MONDAY, DECEMBER 18, 2017

NFL / KICKOFFS (Kicking Team)

Rank	Team	TotKO	AdjKO	TB	TB%	EZ	EZ%	OB	I20	Avg.Start
1)	Miami	59	55	26	47.3	41	69.5	0	12	22.4
2)	New England	86	85	33	38.8	53	61.6	0	18	23.2
3)	Dallas	73	72	39	54.2	54	74.0	0	16	23.5
4)	Cincinnati	55	54	30	55.6	39	70.9	1	7	23.6
5)	Detroit	80	79	41	51.9	60	75.0	0	14	23.6
6)	Washington	71	69	47	68.1	57	80.3	1	9	23.9
7)	Tampa Bay	65	61	26	42.6	45	69.2	0	8	23.9
8)	Kansas City	84	82	63	76.8	73	86.9	0	8	23.9
9)	Arizona	65	61	30	49.2	45	69.2	1	10	24.0
10)	Baltimore	78	75	46	61.3	51	65.4	0	11	24.0
11)	Oakland	58	57	42	73.7	49	84.5	0	7	24.1
12)	Houston	69	67	45	67.2	56	81.2	0	9	24.1
13)	Pittsburgh	78	76	41	53.9	56	71.8	0	13	24.1
14)	New York Jets	66	63	42	66.7	56	84.8	1	7	24.2
15)	Indianapolis	60	60	38	63.3	45	75.0	0	8	24.5
16)	New Orleans	84	81	52	64.2	73	86.9	1	13	24.6
17)	Tennessee	70	69	44	63.8	58	82.9	0	8	24.7
18)	New York Giants	56	54	22	40.7	32	57.1	2	10	24.8
19)	Los Angeles Rams	95	95	73	76.8	83	87.4	2	8	24.8
20)	Carolina	74	73	62	84.9	67	90.5	1	3	24.8
21)	Cleveland	50	46	32	69.6	36	72.0	0	3	24.9
22)	Seattle	71	67	35	52.2	46	64.8	1	10	24.9
23)	San Francisco	68	64	53	82.8	61	89.7	1	2	25.0
24)	Green Bay	64	63	36	57.1	45	70.3	0	4	25.1
25)	Philadelphia	89	88	45	51.1	61	68.5	1	11	25.2
26)	Buffalo	64	58	31	53.4	43	67.2	0	7	25.3
27)	Minnesota	80	78	43	55.1	60	75.0	0	10	25.3
28)	Chicago	52	51	23	45.1	35	67.3	0	8	25.4
29)	Atlanta	73	72	42	58.3	58	79.5	0	7	25.4
30)	Jacksonville	83	82	44	53.7	56	67.5	1	8	26.0
31)	Los Angeles Char	68	67	23	34.3	43	63.2	0	8	26.6
32)	Denver	65	60	43	71.7	50	76.9	0	3	26.8
	Totals	2253	2184	1292	59.2	1687	77.2	14	280	24.6

Note: Average team drive start DOES NOT include onside kicks or kickoffs at the end of a half unless either kickoff is returned for a touchdown. All other kickoffs (returned kickoffs, fair catches, touchback and kickoffs out of bounds) are included. Kickoffs resulting in the kicking team retaining possession are not included.

ADJ KO: Adjusted kickoffs are used to compute the Avg. Team Drive Start.

I20: The number of drives that start inside (not including) the 20 yd line.

WEEK 15 / THROUGH MONDAY, DECEMBER 18, 2017

NFL / SINGLE-GAME HIGHS / PLAYERS

Most Points-- 24, Gurley, LA-R at Sea., 12/17, (4 td, 0 fg, 0 xp, 0 2pt)
Passing Yards-- 506, Roethlisberger, Pitt. vs. Balt., 12/10, (44-66, 506, 2 td, 0 int)
Longest Pass-- 97, Roethlisberger, Pitt. at Det., 10/29, (to Smith-Schuster, JuJu, td)
Passing Touchdowns-- 5, Brady, N.E. vs. Hou., 9/24, (25-35, 378, 5 td, 0 int)
Passing Touchdowns-- 5, Watson, Hou. vs. K.C., 10/8, (16-31, 261, 5 td, 0 int)
Rushing Yards-- 181, Fournette, Jax at Pitt., 10/8, (28-181, 2 td)
Rushing Attempts-- 37, A. Peterson, Ariz. at S.F., 11/5, (37-159, 0 td)
Longest Rush-- 90, Fournette, Jax at Pitt., 10/8, td
Receptions-- 13, Landry, Miami at LA-C, 9/17, (13-78, 0 td)
Receptions-- 13, Fitzgerald, Ariz. vs. Dal., 9/25, (13-149, 1 td)
Receiving Yards-- 253, Ju. Jones, Atl. vs. T.B., 11/26, (12-253, 2 td)
Kickoff Return Yards-- 197, Lockett, Sea. vs. Atl., 11/20, (5-197, 0 td)
Kickoff Returns-- 7, Davis, G.B. vs. Det., 11/6, (7-140, 0 td)
Kickoff Returns-- 7, Tate, Buff. at LA-C, 11/19, (7-144, 0 td)
Longest Kickoff Return-- 103, Cooper, LA-R at Jax , 10/15, td
Longest Kickoff Return-- 103, D. Lewis, N.E. at Denv., 11/12, td
Punt Return Yards-- 132, Campanaro, Balt. vs. Chi., 10/15 (OT), (5-132, 1 fc, 1 td)
Punt Return Yards-- 128, Cooper, LA-R at Sea., 12/17, (7-128, 1 fc, 0 td)
Punt Returns-- 7, Mickens, Jax vs. LA-C, 11/12 (OT), (7-30, 1 fc, 0 td)
Punt Returns-- 7, Cooper, LA-R at Sea., 12/17, (7-128, 1 fc, 0 td)
Longest Punt Return-- 88, Agnew, Det. at NY-G, 9/18, td
Interceptions-- 3, Byard, Tenn. at Clev., 10/22 (OT), (3-60, 0 td)
Interceptions-- 2, (18 times in Non-Overtime Games)
Longest Interception Return-- 103, Talib, Denv. vs. Dal., 9/17, td
Sacks-- 6.0, Clayborn, Atl. vs. Dal., 11/12
Scrimmage Yards-- 268, Ju. Jones, Atl. vs. T.B., 11/26, (Rush 1-15, Rec 12-253)
Longest Punt-- 74, Kern, Tenn. vs. Cin., 11/12
Longest Punt-- 74, Ryan, Sea. at S.F., 11/26
Punts-- 11, Lechler, Hou. at Jax , 12/17, (11-518, 47.1)
Field Goals Made-- 7, Zuerlein, LA-R at Dal., 10/1, (7-7, 49 lg)
Longest Field Goal-- 62, Gostkowski, N.E. at Oak., 11/19

WEEK 15 / THROUGH MONDAY, DECEMBER 18, 2017

300-Yard Passing Games

506, Roethlisberger, PIT vs. BAL 12/10 (44-66, 2 TD)
452, Wilson, SEA vs. HOU 10/29 (26-41, 4 TD)
447, Brady, NE at NO 09/17 (30-39, 3 TD)
434, Manning, NYG vs. PHI 12/17 (37-57, 3 TD)
434, Rivers, LAC at DAL 11/23 (27-33, 3 TD)
423, Stafford, DET vs. PIT 10/29 (27-45, 0 TD)
417, Carr, OAK vs. KC 10/19 (29-52, 3 TD)
402, Watson, HOU at SEA 10/29 (19-30, 4 TD)
385, Brees, NO vs. WAS 11/19 (ot) (29-41, 2 TD)
384, Winston, TB at BUF 10/22 (32-44, 3 TD)
381, Stafford, DET at TB 12/10 (36-44, 1 TD)
381, Garoppolo, SF vs. TEN 12/17 (31-43, 1 TD)
378, Brady, NE vs. HOU 09/24 (25-35, 5 TD)
376, Siemian, DEN vs. NYG 10/15 (29-50, 1 TD)
373, Wilson, SEA at TEN 09/24 (29-49, 4 TD)
369, Keenum, MIN vs. TB 09/24 (25-33, 3 TD)
368, A. Smith, KC at NE 09/07 (28-35, 4 TD)
366, Manning, NYG at PHI 09/24 (35-47, 3 TD)
366, A. Smith, KC at NYJ 12/03 (19-33, 4 TD)
365, Savage, HOU at TEN 12/03 (31-49, 1 TD)
365, Cousins, WAS vs. OAK 09/24 (25-30, 3 TD)
361, Stafford, DET at GB 11/06 (26-33, 2 TD)
357, Palmer, ARI vs. SF 10/01 (ot) (33-51, 1 TD)
356, Brees, NO vs. NE 09/17 (27-45, 2 TD)
355, Newton, CAR at DET 10/08 (26-33, 3 TD)
355, Goff, LAR vs. HOU 11/12 (25-37, 3 TD)
354, Goff, LAR vs. NO 11/26 (28-43, 2 TD)
354, McCown, NYJ vs. NE 10/15 (31-47, 2 TD)
353, Hoyer, SF at IND 10/08 (ot) (29-46, 2 TD)
351, Roethlisberger, PIT vs. GB 11/26 (33-45, 4 TD)
348, Wentz, PHI at SEA 12/03 (29-45, 1 TD)
347, Rivers, LAC vs. PHI 10/01 (22-38, 2 TD)
346, Bradford, MIN vs. NO 09/11 (27-32, 3 TD)
344, Rivers, LAC vs. CLE 12/03 (31-43, 1 TD)
343, A. Rodgers, GB at ATL 09/17 (33-50, 2 TD)
342, A. Smith, KC at OAK 10/19 (25-36, 3 TD)
340, Brady, NE at OAK 11/19 (30-37, 3 TD)
334, Garoppolo, SF at HOU 12/10 (20-33, 1 TD)
334, Wilson, SEA at NYG 10/22 (27-39, 3 TD)
334, Winston, TB vs. NE 10/05 (26-46, 1 TD)
333, Wentz, PHI at KC 09/17 (25-46, 2 TD)
333, Brady, NE vs. LAC 10/29 (32-47, 1 TD)
332, Palmer, ARI at IND 09/17 (ot) (19-36, 1 TD)
332, Prescott, DAL at NYG 12/10 (20-30, 3 TD)
332, Winston, TB vs. NYG 10/01 (22-38, 3 TD)
332, Hoyer, SF vs. LAR 09/21 (23-37, 2 TD)
331, Brees, NO at GB 10/22 (27-38, 1 TD)
331, McCown, NYJ vs. KC 12/03 (26-36, 1 TD)
331, Rivers, LAC vs. MIA 09/17 (31-39, 1 TD)
330, Cousins, WAS vs. SF 10/15 (25-37, 2 TD)
330, Bortles, JAX at IND 10/22 (18-26, 1 TD)
328, Dalton, CIN vs. BUF 10/08 (22-36, 1 TD)
328, Winston, TB at MIN 09/24 (28-40, 2 TD)
327, Cousins, WAS vs. MIN 11/12 (26-45, 1 TD)
326, Bortles, JAX vs. HOU 12/17 (21-29, 3 TD)
325, Palmer, ARI vs. DAL 09/25 (29-48, 2 TD)
324, A. Smith, KC at HOU 10/08 (29-37, 3 TD)
322, Cousins, WAS at NO 11/19 (ot) (22-32, 3 TD)
321, Ryan, ATL at CHI 09/10 (21-30, 1 TD)
319, Rivers, LAC vs. WAS 12/10 (18-31, 2 TD)
317, Ryan, ATL vs. TB 11/26 (26-35, 1 TD)
317, Roethlisberger, PIT at DET 10/29 (17-31, 1 TD)
316, Newton, CAR at NE 10/01 (22-29, 3 TD)
314, Trubisky, CHI at DET 12/16 (31-46, 1 TD)
314, Brissett, IND vs. SF 10/08 (ot) (22-34, 0 TD)
313, Ryan, ATL at CAR 11/05 (24-38, 2 TD)
313, A. Rodgers, GB vs. CIN 09/24 (ot) (28-42, 3 TD)
313, Carr, OAK at BUF 10/29 (31-49, 1 TD)
312, Roethlisberger, PIT vs. JAX 10/08 (33-55, 0 TD)
312, Stafford, DET at NO 10/15 (25-52, 3 TD)
311, Cutler, MIA vs. OAK 11/05 (34-42, 3 TD)
311, Goff, LAR at NYG 11/05 (14-22, 4 TD)
311, A. Rodgers, GB vs. SEA 09/10 (28-42, 1 TD)
309, Bortles, JAX vs. IND 12/03 (26-35, 2 TD)
308, Brissett, IND at HOU 11/05 (20-30, 2 TD)
307, Brady, NE vs. CAR 10/01 (32-45, 2 TD)
307, Wentz, PHI at WAS 09/10 (26-39, 2 TD)
307, McCown, NYJ vs. CAR 11/26 (19-36, 3 TD)
306, Mariota, TEN vs. IND 10/16 (23-32, 1 TD)
306, Mariota, TEN at PIT 11/16 (22-33, 1 TD)
306, Goff, LAR vs. IND 09/10 (21-29, 1 TD)
304, Keenum, MIN at WAS 11/12 (21-29, 4 TD)
304, Wentz, PHI vs. ARI 10/08 (21-30, 4 TD)
303, Brady, NE at TB 10/05 (30-40, 1 TD)
303, Cousins, WAS at PHI 10/23 (30-40, 3 TD)
301, Watson, HOU at NE 09/24 (22-33, 2 TD)
301, Glennon, CHI at TB 09/17 (31-45, 1 TD)
300, Carr, OAK at MIA 11/05 (21-30, 1 TD)

WEEK 15 / THROUGH MONDAY, DECEMBER 18, 2017

100-Yard Receiving Games

253, Ju. Jones, ATL vs. TB 11/26 (12 rec., 2 TD)
224, Hopkins, HOU at SEA 10/29 (8 rec., 1 TD)
213, Brown, PIT vs. BAL 12/10 (11 rec., 0 TD)
210, Cooper, OAK vs. KC 10/19 (11 rec., 2 TD)
193, Smith-Schuster, PIT at DET 10/29 (7 rec., 1 TD)
189, Green, CIN vs. BUF 10/08 (7 rec., 1 TD)
186, Cole, JAX vs. HOU 12/17 (7 rec., 1 TD)
185, Hill, KC at NYJ 12/03 (6 rec., 2 TD)
182, Brown, PIT at CLE 09/10 (11 rec., 0 TD)
180, Stills, MIA vs. TB 11/19 (7 rec., 1 TD)
177, Hilton, IND vs. SF 10/08 (ot) (7 rec., 0 TD)
175, Dickson, CAR at DET 10/08 (5 rec., 0 TD)
175, Hilton, IND at HOU 11/05 (5 rec., 2 TD)
173, Diggs, MIN vs. TB 09/24 (8 rec., 2 TD)
172, Allen, LAC at DAL 11/23 (11 rec., 1 TD)
171, Woods, LAR vs. HOU 11/12 (8 rec., 2 TD)
169, Brown, PIT vs. GB 11/26 (10 rec., 2 TD)
168, Gronkowski, NE at PIT 12/17 (9 rec., 0 TD)
166, Thielen, MIN at WAS 11/12 (8 rec., 1 TD)
159, Allen, LAC vs. BUF 11/19 (12 rec., 2 TD)
157, Brown, PIT vs. JAX 10/08 (10 rec., 0 TD)
157, Kearse, NYJ vs. KC 12/03 (9 rec., 0 TD)
157, Thielen, MIN vs. NO 09/11 (9 rec., 0 TD)
155, Brown, PIT at KC 10/15 (8 rec., 1 TD)
153, Hilton, IND vs. CLE 09/24 (7 rec., 1 TD)
150, Thompson, WAS vs. OAK 09/24 (6 rec., 1 TD)
149, Fitzgerald, ARI vs. DAL 09/25 (13 rec., 1 TD)
149, Hopkins, HOU vs. SF 12/10 (11 rec., 2 TD)
149, Cooks, NE at OAK 11/19 (6 rec., 1 TD)
147, Gronkowski, NE at BUF 12/03 (9 rec., 0 TD)
146, Anderson, NYJ vs. CAR 11/26 (6 rec., 2 TD)
144, Brown, PIT vs. TEN 11/16 (10 rec., 3 TD)
142, Garcon, SF vs. LAR 09/21 (7 rec., 0 TD)
142, Shepard, NYG at SF 11/12 (11 rec., 0 TD)
141, Agholor, PHI at SEA 12/03 (7 rec., 1 TD)
141, Te. Williams, DAL vs. KC 11/05 (9 rec., 0 TD)
141, Ginn, NO at GB 10/22 (7 rec., 0 TD)
141, Crowder, WAS vs. NYG 11/23 (7 rec., 1 TD)
139, Shepard, NYG vs. PHI 12/17 (11 rec., 1 TD)
138, Fitzgerald, ARI vs. TB 10/15 (10 rec., 1 TD)
138, Allen, LAC vs. PHI 10/01 (5 rec., 0 TD)
137, Sanders, DEN vs. NE 11/12 (6 rec., 0 TD)
133, Hill, KC at NE 09/07 (7 rec., 1 TD)
133, Shepard, NYG at PHI 09/24 (7 rec., 1 TD)
133, Wallace, BAL at OAK 10/08 (7 rec., 0 TD)
133, De. Thomas, DEN vs. NYG 10/15 (10 rec., 0 TD)
133, Kelce, KC vs. DEN 10/30 (7 rec., 1 TD)
132, Ty. Williams, LAC vs. WAS 12/10 (4 rec., 1 TD)
131, Cooks, NE vs. HOU 09/24 (5 rec., 2 TD)
128, M. Jones, DET vs. PIT 10/29 (6 rec., 0 TD)
128, Hooper, ATL at CHI 09/10 (2 rec., 1 TD)
126, D. Adams, GB vs. BAL 11/19 (8 rec., 0 TD)
126, J. Cook, OAK at MIA 11/05 (8 rec., 0 TD)
125, Hopkins, HOU at BAL 11/27 (7 rec., 0 TD)
125, W. Fuller, HOU at SEA 10/29 (5 rec., 2 TD)
125, Hill, KC at OAK 10/19 (6 rec., 1 TD)
123, Thielen, MIN vs. LAR 11/19 (6 rec., 1 TD)
123, Crowder, WAS vs. DAL 10/29 (9 rec., 0 TD)
122, Allison, GB vs. CIN 09/24 (ot) (6 rec., 0 TD)
121, Doyle, IND at CIN 10/29 (12 rec., 1 TD)
121, Lockett, SEA vs. HOU 10/29 (6 rec., 0 TD)
120, Nelson, ARI at IND 09/17 (ot) (5 rec., 1 TD)
118, Ju. Jones, ATL at CAR 11/05 (6 rec., 0 TD)
118, Kupp, LAR vs. PHI 12/10 (5 rec., 1 TD)
117, Thomas, NO at ATL 12/07 (10 rec., 1 TD)
117, Thomas, NO at BUF 11/12 (9 rec., 0 TD)
116, Gronkowski, NE at NO 09/17 (6 rec., 1 TD)
116, Wallace, BAL vs. DET 12/03 (5 rec., 0 TD)
116, Goodwin, SF at IND 10/08 (ot) (5 rec., 0 TD)
116, Kupp, LAR vs. NO 11/26 (8 rec., 0 TD)
116, Olsen, CAR vs. GB 12/17 (9 rec., 1 TD)
115, Ty. Williams, LAC vs. PHI 10/01 (5 rec., 1 TD)
115, Green, CIN at TEN 11/12 (5 rec., 1 TD)
114, McKinnon, MIN vs. CIN 12/17 (7 rec., 0 TD)
114, Goodwin, SF vs. TEN 12/17 (10 rec., 0 TD)
114, Smith-Schuster, PIT vs. NE 12/17 (6 rec., 0 TD)
113, R. Smith, DAL at NYG 12/10 (5 rec., 1 TD)
113, Fitzgerald, ARI vs. SEA 11/09 (10 rec., 0 TD)
113, Tate, DET at GB 11/06 (7 rec., 0 TD)
113, Matthews, TEN at PIT 11/16 (5 rec., 1 TD)
112, C. Clay, BUF at ATL 10/01 (5 rec., 0 TD)
111, Allen, LAC vs. WAS 12/10 (6 rec., 0 TD)
111, Kelce, KC vs. WAS 10/02 (7 rec., 1 TD)
111, Green, CIN at GB 09/24 (ot) (10 rec., 1 TD)
111, Hopkins, HOU at LAR 11/12 (7 rec., 0 TD)
110, Brown, PIT at CHI 09/24 (ot) (10 rec., 1 TD)
109, M. Jones, DET vs. MIN 11/23 (6 rec., 2 TD)
109, Kelce, KC at NYG 11/19 (ot) (8 rec., 0 TD)
108, Funchess, CAR at NYJ 11/26 (7 rec., 0 TD)
108, Woods, LAR at SF 09/21 (6 rec., 0 TD)
108, Baldwin, SEA vs. WAS 11/05 (7 rec., 1 TD)
108, Ju. Jones, ATL vs. GB 09/17 (5 rec., 0 TD)
107, Tate, DET vs. ARI 09/10 (10 rec., 0 TD)
107, Thompson, BUF vs. TB 10/22 (4 rec., 0 TD)
107, J. Cook, OAK vs. KC 10/19 (6 rec., 0 TD)
107, M. Jones, DET at GB 11/06 (7 rec., 2 TD)
107, Wright, CHI at CIN 12/10 (10 rec., 0 TD)
107, Hopkins, HOU vs. TEN 10/01 (10 rec., 1 TD)
107, Anderson, NYJ vs. KC 12/03 (8 rec., 0 TD)
106, Bell, PIT at CIN 12/04 (5 rec., 1 TD)
106, Jackson, TB vs. NE 10/05 (5 rec., 0 TD)
106, Goodwin, SF at HOU 12/10 (6 rec., 0 TD)
106, Watkins, LAR at SF 09/21 (6 rec., 2 TD)
105, Thompson, WAS vs. SF 10/15 (4 rec., 0 TD)
105, Baldwin, SEA at TEN 09/24 (10 rec., 1 TD)
105, Allen, LAC vs. CLE 12/03 (10 rec., 1 TD)
105, Ja. Brown, ARI vs. SF 10/01 (ot) (8 rec., 0 TD)
105, Benjamin, LAC vs. KC 09/24 (5 rec., 0 TD)
105, P. Richardson, SEA vs. HOU 10/29 (6 rec., 2 TD)
105, Thielen, MIN at CAR 12/10 (6 rec., 1 TD)
105, Kearse, NYJ vs. CAR 11/26 (7 rec., 1 TD)
104, Anderson, NYJ vs. ATL 10/29 (6 rec., 1 TD)
104, Rogers, IND vs. PIT 11/12 (6 rec., 1 TD)
104, Benjamin, CAR at NE 10/01 (4 rec., 0 TD)
103, Ertz, PHI vs. CHI 11/26 (10 rec., 1 TD)
103, Kelce, KC vs. PHI 09/17 (8 rec., 1 TD)
101, Hurns, JAX at IND 10/22 (5 rec., 0 TD)
101, McCaffrey, CAR vs. NO 09/24 (9 rec., 0 TD)
101, Brown, PIT at CIN 12/04 (8 rec., 1 TD)
101, Kamara, NO at LAR 11/26 (6 rec., 1 TD)
100, T. Smith, PHI at LAR 12/10 (6 rec., 0 TD)
100, Allen, LAC vs. MIA 09/17 (9 rec., 0 TD)
100, Amendola, NE vs. KC 09/07 (6 rec., 0 TD)

WEEK 15 / THROUGH MONDAY, DECEMBER 18, 2017

100-Yard Rushing Games

181, Fournette, JAX at PIT 10/08 (28 att., 2 TD)
179, Bell, PIT at KC 10/15 (32 att., 1 TD)
172, K. Hunt, KC at LAC 09/24 (17 att., 1 TD)
167, Howard, CHI at BAL 10/15 (ot) (36 att., 0 TD)
163, Powell, NYJ vs. JAX 10/01 (ot) (21 att., 1 TD)
159, A. Peterson, ARI at SF 11/05 (37 att., 0 TD)
158, C. Anderson, DEN at IND 12/14 (30 att., 0 TD)
156, McCoy, BUF vs. IND 12/10 (ot) (32 att., 1 TD)
155, K. Hunt, KC vs. LAC 12/16 (24 att., 1 TD)
152, Gurley, LAR at SEA 12/17 (21 att., 3 TD)
151, McCoy, BUF vs. OAK 10/29 (27 att., 1 TD)
150, E. Elliott, DAL at WAS 10/29 (33 att., 2 TD)
148, K. Hunt, KC at NE 09/07 (17 att., 1 TD)
147, E. Elliott, DAL at SF 10/22 (26 att., 2 TD)
147, Howard, CHI at CIN 12/10 (23 att., 2 TD)
144, Bell, PIT at BAL 10/01 (35 att., 2 TD)
140, Howard, CHI vs. PIT 09/24 (ot) (23 att., 2 TD)
136, Blount, PHI at LAC 10/01 (16 att., 0 TD)
134, Bell, PIT vs. CIN 10/22 (35 att., 0 TD)
134, A. Peterson, ARI vs. TB 10/15 (26 att., 2 TD)
134, Ingram, NO vs. WAS 11/19 (ot) (11 att., 1 TD)
132, Gordon, LAC at NE 10/29 (14 att., 1 TD)
131, Henry, TEN vs. IND 10/16 (19 att., 1 TD)
131, A. Jones, GB vs. NO 10/22 (17 att., 1 TD)
131, Ingram, NO at BUF 11/12 (21 att., 3 TD)
130, Ajayi, MIA at ATL 10/15 (26 att., 0 TD)
130, Gore, IND at BUF 12/10 (ot) (36 att., 0 TD)
130, Fournette, JAX vs. LAR 10/15 (21 att., 1 TD)
127, Cook, MIN vs. NO 09/11 (22 att., 0 TD)
127, Morris, DAL vs. WAS 11/30 (27 att., 1 TD)
126, Freeman, ATL at TB 12/18 (22 att., 1 TD)
125, Howard, CHI vs. DET 11/19 (15 att., 1 TD)
125, A. Jones, GB at DAL 10/08 (19 att., 1 TD)
124, Hyde, SF at SEA 09/17 (15 att., 0 TD)
122, Ajayi, MIA at LAC 09/17 (28 att., 0 TD)
122, Yeldon, JAX at IND 10/22 (9 att., 1 TD)
121, Gurley, LAR at DAL 10/01 (23 att., 0 TD)
121, Crowell, CLE vs. GB 12/10 (ot) (19 att., 0 TD)
120, Collins, BAL at PIT 12/10 (18 att., 1 TD)
120, Drake, MIA vs. DEN 12/03 (23 att., 1 TD)
118, C. Anderson, DEN vs. DAL 09/17 (25 att., 1 TD)
117, Perine, WAS at NO 11/19 (ot) (23 att., 1 TD)
117, Darkwa, NYG at DEN 10/15 (21 att., 0 TD)
117, Bell, PIT vs. NE 12/17 (24 att., 1 TD)
116, Gurley, LAR at JAX 10/15 (23 att., 0 TD)
116, E. Elliott, DAL vs. GB 10/08 (29 att., 0 TD)
116, K. Hunt, KC vs. OAK 12/10 (25 att., 1 TD)
115, Murray, TEN vs. SEA 09/24 (14 att., 1 TD)
114, Drake, MIA vs. NE 12/11 (25 att., 0 TD)
114, Mixon, CIN vs. CLE 11/26 (23 att., 1 TD)
114, Ingram, NO vs. DET 10/15 (25 att., 2 TD)
114, McCoy, BUF at LAC 11/19 (13 att., 1 TD)
113, Williams, GB vs. TB 12/03 (ot) (21 att., 1 TD)
113, Murray, MIN vs. BAL 10/22 (18 att., 1 TD)
113, Collins, BAL vs. MIA 10/26 (18 att., 0 TD)
113, Gurley, LAR at SF 09/21 (28 att., 2 TD)
112, D. Lewis, NE vs. MIA 11/26 (15 att., 0 TD)
111, Fournette, JAX at CLE 11/19 (28 att., 0 TD)
110, Stewart, CAR vs. MIA 11/13 (17 att., 0 TD)
110, McCoy, BUF vs. NYJ 09/10 (22 att., 0 TD)
109, Henry, TEN vs. HOU 12/03 (11 att., 1 TD)
107, K. Hunt, KC at HOU 10/08 (29 att., 0 TD)
106, Freeman, ATL at DET 09/24 (21 att., 1 TD)
106, Gurley, LAR vs. ARI 10/22 (22 att., 1 TD)
106, Kamara, NO at BUF 11/12 (12 att., 1 TD)
105, Ingram, NO at GB 10/22 (22 att., 1 TD)
105, Gordon, LAC at NYG 10/08 (20 att., 0 TD)
104, E. Elliott, DAL vs. NYG 09/10 (24 att., 0 TD)
103, Stewart, CAR vs. MIN 12/10 (16 att., 3 TD)
102, Howard, CHI at NO 10/29 (23 att., 0 TD)
102, Barber, TB at GB 12/03 (ot) (23 att., 0 TD)
101, Fournette, JAX vs. SEA 12/10 (24 att., 1 TD)
101, Lynch, OAK vs. NYG 12/03 (17 att., 1 TD)
101, K. Hunt, KC vs. WAS 10/02 (21 att., 0 TD)
100, Fournette, JAX at HOU 09/10 (26 att., 1 TD)
100, Perine, WAS vs. NYG 11/23 (24 att., 0 TD)

WEEK 15 / THROUGH MONDAY, DECEMBER 18, 2017

NFL / LEADING PASSERS

Player, Team	Att	Comp	Pct		Avg		Pct			Pct	Rating
			Comp	Yds	Gain	TD	TD	Long	Int		
A. Smith, K.C.	466	316	67.8	3738	8.02	25	5.4	79t	5	1.1	105.4
Brady, N.E.	516	346	67.1	4163	8.07	28	5.4	64t	7	1.4	104.0
Brees, N.O.	478	343	71.8	3850	8.05	21	4.4	54	7	1.5	104.0
*Watson, Hou.	204	126	61.8	1699	8.33	19	9.3	72t	8	3.9	103.0
Wentz, Phi.	440	265	60.2	3296	7.49	33	7.5	72t	7	1.6	101.9
Stafford, Det.	501	332	66.3	3920	7.82	25	5.0	63	9	1.8	99.1
Goff, LA-R	439	274	62.4	3503	7.98	24	5.5	94t	7	1.6	98.9
Keenum, Min.	427	290	67.9	3219	7.54	20	4.7	65t	7	1.6	98.9
Cousins, Was.	466	308	66.1	3636	7.80	24	5.2	74	9	1.9	98.8
A. Rodgers, G.B.	238	154	64.7	1675	7.04	16	6.7	72	6	2.5	97.2
McCown, NY-J	397	267	67.3	2926	7.37	18	4.5	69t	9	2.3	94.5
Wilson, Sea.	503	307	61.0	3669	7.29	30	6.0	74t	11	2.2	94.1
Rivers, LA-C	498	310	62.2	3838	7.71	24	4.8	75t	10	2.0	93.8
Winston, T.B.	364	233	64.0	2774	7.62	17	4.7	58t	8	2.2	93.6
Roethlisberger, Pit.	532	340	63.9	4025	7.57	26	4.9	97t	14	2.6	92.2
Ryan, Atl.	448	292	65.2	3490	7.79	18	4.0	88t	11	2.5	92.0
Bortles, Jac.	439	268	61.0	3147	7.17	19	4.3	75t	8	1.8	89.7
Prescott, Dal.	426	270	63.4	2964	6.96	21	4.9	81t	11	2.6	89.6
Taylor, Buf.	355	223	62.8	2314	6.52	13	3.7	47	4	1.1	89.1
Carr, Oak.	458	289	63.1	3113	6.80	20	4.4	64t	10	2.2	88.4
Dalton, Cin.	411	247	60.1	2860	6.96	21	5.1	77t	11	2.7	87.0
Newton, Car.	433	261	60.3	2962	6.84	21	4.8	64	12	2.8	85.4
Palmer, Ariz	267	164	61.4	1978	7.41	9	3.4	46	7	2.6	84.4
Manning, NY-G	498	315	63.3	3073	6.17	18	3.6	77t	10	2.0	84.2
Brissett, Ind.	411	245	59.6	2769	6.74	11	2.7	80t	7	1.7	81.7
Cutler, Mia.	389	246	63.2	2374	6.10	18	4.6	47	14	3.6	80.6
Mariota, Ten.	393	247	62.8	2823	7.18	12	3.1	75t	14	3.6	79.7
Flacco, Bal.	464	298	64.2	2701	5.82	14	3.0	66	12	2.6	79.1
Hundley, G.B.	252	161	63.9	1534	6.09	8	3.2	55t	8	3.2	78.0
*Trubisky, Chi.	271	162	59.8	1822	6.72	7	2.6	70	7	2.6	77.8
Hoyer, S.F.-N.E.	208	122	58.7	1282	6.16	4	1.9	59	4	1.9	75.0
Siemian, Den.	349	206	59.0	2285	6.55	12	3.4	44	14	4.0	73.3
Savage, Hou.	223	125	56.1	1412	6.33	5	2.2	57	6	2.7	71.4
*Beathard, S.F.	224	123	54.9	1430	6.38	4	1.8	83t	6	2.7	69.2
*Kizer, Cle.	410	221	53.9	2398	5.85	9	2.2	44	19	4.6	59.4

NFL / LEADING PASSERS, RANKS

Player, Team	Att	Comp	Pct		Avg		Pct			Pct	Rating
			Comp	Yds	Gain	TD	TD	Long	Int		
A. Smith, K.C.	8t	5	3	6	4	5t	7		3	1	1
Brady, N.E.	2	1	5	1	2	3	6		7t	3	2
Brees, N.O.	7	2	1	4	3	10t	19		7t	4	3
*Watson, Hou.	35	32	22	30	1	16t	1		15t	33	4
Wentz, Phi.	13	18	27	11	13	1	2		7t	5	5
Stafford, Det.	4	4	6	3	6	5t	10		19t	9	6
Goff, LA-R	14t	14	20	9	5	7t	5		7t	6	7
Keenum, Min.	17	12	2	12	12	14t	15		7t	7	8
Cousins, Was.	8t	8	7	8	7	7t	8		19t	12	9
A. Rodgers, G.B.	31	31	9	31	19	23	3		4t	20	10
McCown, NY-J	22	17	4	18	15	18t	18		19t	18	11
Wilson, Sea.	3	9	25	7	16	2	4		25t	16	12
Rivers, LA-C	5t	7	21	5	9	7t	14		22t	13t	13
Winston, T.B.	25	24	11	21	10	22	16		15t	17	14
Roethlisberger, Pit.	1	3	12	2	11	4	12		31t	25	15
Ryan, Atl.	12	11	8	10	8	18t	22		25t	19	16
Bortles, Jac.	14t	16	24	13	18	16t	21		15t	10	17
Prescott, Dal.	18	15	14	16	21	10t	11		25t	21	18
Taylor, Buf.	26	25	19	26	27	25	23		1t	2	19
Carr, Oak.	11	13	17	14	23	14t	20		22t	15	20
Dalton, Cin.	19t	20t	28	19	20	10t	9		25t	26	21
Newton, Car.	16	19	26	17	22	10t	13		29t	29	22
Palmer, Ariz	29	28	23	28	14	29t	26		7t	24	23
Manning, NY-G	5t	6	15	15	30	18t	24		22t	13t	24
Brissett, Ind.	19t	23	30	22	24	28	30		7t	8	25
Cutler, Mia.	24	22	16	25	32	18t	17		31t	32	26
Mariota, Ten.	23	20t	18	20	17	26t	28		31t	31	27
Flacco, Bal.	10	10	10	23	35	24	29		29t	23	28
Hundley, G.B.	30	30	13	32	33	31	27		15t	30	29
*Trubisky, Chi.	28	29	29	29	25	32t	31		7t	22	30
Hoyer, S.F.-N.E.	34	35	32	35	31	37t	34		1t	11	31
Siemian, Den.	27	27	31	27	26	26t	25		31t	34	32
Savage, Hou.	33	33	33	34	29	35t	32		4t	28	33
*Beathard, S.F.	32	34	34	33	28	37t	35		4t	27	34
*Kizer, Cle.	21	26	35	24	34	29t	33		35	35	35

WEEK 15 / THROUGH MONDAY, DECEMBER 18, 2017

NFL / FOURTH-QUARTER PASSING LEADERS

Rank	Player, Team	Att	Comp	Comp%	Yards	YPA	TD	TD%	Int	Int%	Rating
1)	Wilson, Sea.	128	86	67.2	1188	9.28	17	13.3	1	0.8	133.1
2)	A. Rodgers, G.B.	71	47	66.2	501	7.06	7	9.9	0	0.0	119.5
3)	Brees, N.O.	120	93	77.5	1082	9.02	7	5.8	2	1.7	116.7
4)	Fitzpatrick, T.B.	52	33	63.5	380	7.31	4	7.7	1	1.9	103.0
5)	Ryan, Atl.	115	75	65.2	939	8.17	8	7.0	3	2.6	102.8
6)	Winston, T.B.	107	71	66.4	902	8.43	8	7.5	4	3.7	101.8
7)	*Watson, Hou.	58	33	56.9	588	10.14	6	10.3	4	6.9	97.5
8)	Hoyer, S.F.-N.E.	60	34	56.7	367	6.12	4	6.7	0	0.0	97.0
9)	Stafford, Det.	125	74	59.2	1036	8.29	9	7.2	4	3.2	96.6
10)	Roethlisberger, Pit.	141	94	66.7	1141	8.09	7	5.0	4	2.8	96.1
11)	Brady, N.E.	118	75	63.6	830	7.03	5	4.2	1	0.8	95.0
12)	Rivers, LA-C	123	75	61.0	852	6.93	8	6.5	3	2.4	93.3
13)	Keenum, Min.	94	60	63.8	656	6.98	5	5.3	2	2.1	93.2
14)	Carr, Oak.	156	98	62.8	1097	7.03	8	5.1	3	1.9	92.8
15)	Prescott, Dal.	116	73	62.9	991	8.54	8	6.9	6	5.2	91.6
16)	Wentz, Phi.	88	54	61.4	605	6.88	5	5.7	2	2.3	91.3
17)	Taylor, Buf.	78	54	69.2	528	6.77	2	2.6	1	1.3	91.2
18)	Cousins, Was.	130	86	66.2	935	7.19	6	4.6	4	3.1	89.7
19)	A. Smith, K.C.	128	82	64.1	942	7.36	5	3.9	3	2.3	89.4
20)	Moore, Mia.	53	33	62.3	417	7.87	4	7.5	3	5.7	88.3
21)	Cutler, Mia.	116	71	61.2	734	6.33	5	4.3	2	1.7	86.6
22)	Manning, NY-G	157	102	65.0	1025	6.53	7	4.5	5	3.2	85.0
23)	McCown, NY-J	107	71	66.4	788	7.36	4	3.7	4	3.7	84.9
24)	Glennon, Chi.	69	45	65.2	410	5.94	2	2.9	1	1.4	84.8
25)	Palmer, Ariz	80	46	57.5	573	7.16	2	2.5	1	1.3	83.0
26)	Osweiler, Den.	41	24	58.5	216	5.27	2	4.9	1	2.4	78.9
27)	Siemian, Den.	99	61	61.6	700	7.07	4	4.0	5	5.1	75.3
28)	Dalton, Cin.	90	49	54.4	535	5.94	2	2.2	1	1.1	75.0
29)	Goff, LA-R	86	50	58.1	624	7.26	2	2.3	3	3.5	74.0
30)	Mariota, Ten.	102	56	54.9	616	6.04	5	4.9	4	3.9	73.0
31)	Flacco, Bal.	117	72	61.5	565	4.83	3	2.6	3	2.6	71.3
32)	Hundley, G.B.	92	58	63.0	558	6.07	2	2.2	4	4.3	69.0
33)	*Trubisky, Chi.	94	55	58.5	561	5.97	4	4.3	5	5.3	67.7
34)	Newton, Car.	90	49	54.4	492	5.47	5	5.6	5	5.6	65.6
35)	Savage, Hou.	60	34	56.7	434	7.23	1	1.7	3	5.0	64.2
36)	Brissett, Ind.	121	68	56.2	625	5.17	1	0.8	3	2.5	62.9
37)	*Beathard, S.F.	73	40	54.8	375	5.14	1	1.4	2	2.7	62.3
38)	Bortles, Jac.	86	50	58.1	518	6.02	1	1.2	4	4.7	60.1
39)	Gabbert, Ariz	61	30	49.2	362	5.93	1	1.6	3	4.9	52.8
40)	*Kizer, Cle.	143	70	49.0	783	5.48	2	1.4	7	4.9	50.0

NFL / THIRD-DOWN PASSING LEADERS

Rank	Player, Team	Att	Comp	Comp%	Yards	YPA	TD	TD%	Int	Int%	Rating
1)	Wentz, Phi.	124	81	65.3	1178	9.50	14	11.3	3	2.4	123.7
2)	Stafford, Det.	135	84	62.2	1104	8.18	11	8.1	1	0.7	112.1
3)	Goff, LA-R	133	86	64.7	986	7.41	10	7.5	2	1.5	105.7
4)	McCown, NY-J	124	86	69.4	1044	8.42	6	4.8	3	2.4	101.0
5)	Ryan, Atl.	120	76	63.3	939	7.83	7	5.8	3	2.5	96.5
6)	Brees, N.O.	131	88	67.2	958	7.31	5	3.8	2	1.5	94.9
7)	Cousins, Was.	138	83	60.1	987	7.15	9	6.5	4	2.9	91.7
8)	Taylor, Buf.	115	75	65.2	769	6.69	6	5.2	3	2.6	90.8
9)	Keenum, Min.	130	87	66.9	966	7.43	3	2.3	2	1.5	90.1
10)	A. Smith, K.C.	116	66	56.9	812	7.00	5	4.3	1	0.9	89.4
11)	*Trubisky, Chi.	83	52	62.7	638	7.69	2	2.4	1	1.2	89.3
12)	Winston, T.B.	81	46	56.8	565	6.98	5	6.2	2	2.5	88.8
13)	Brady, N.E.	127	76	59.8	939	7.39	8	6.3	5	3.9	87.4
14)	Dalton, Cin.	115	64	55.7	760	6.61	10	8.7	6	5.2	83.2
15)	Carr, Oak.	123	75	61.0	863	7.02	5	4.1	4	3.3	82.1
16)	Rivers, LA-C	143	87	60.8	1110	7.76	6	4.2	6	4.2	81.6
17)	Prescott, Dal.	126	77	61.1	846	6.71	5	4.0	4	3.2	81.0
18)	Brissett, Ind.	126	71	56.3	841	6.67	4	3.2	2	1.6	80.8
19)	Flacco, Bal.	124	72	58.1	695	5.60	5	4.0	2	1.6	80.5
20)	Manning, NY-G	137	80	58.4	866	6.32	5	3.6	3	2.2	80.1
21)	Palmer, Ariz	75	44	58.7	552	7.36	2	2.7	2	2.7	79.4
22)	Roethlisberger, Pit.	146	86	58.9	1116	7.64	8	5.5	8	5.5	78.5
23)	Wilson, Sea.	130	75	57.7	741	5.70	4	3.1	2	1.5	77.8
24)	Savage, Hou.	73	36	49.3	506	6.93	2	2.7	1	1.4	75.5
25)	Bortles, Jac.	141	82	58.2	837	5.94	5	3.5	4	2.8	75.3
26)	Mariota, Ten.	121	69	57.0	749	6.19	3	2.5	3	2.5	73.3
27)	Siemian, Den.	102	57	55.9	678	6.65	4	3.9	4	3.9	73.1
28)	Cutler, Mia.	102	61	59.8	620	6.08	3	2.9	4	3.9	70.7
29)	Newton, Car.	131	72	55.0	912	6.96	8	6.1	10	7.6	65.4
30)	*Kizer, Cle.	110	56	50.9	712	6.47	1	0.9	8	7.3	44.2

WEEK 15 / THROUGH MONDAY, DECEMBER 18, 2017

NFL / LEADING RUSHERS

Rank	Player, Team	Att	Yards	Avg	Long	TD
1)	Bell, Pit.	307	1222	4.0	27	8
2)	*K. Hunt, K.C.	242	1201	5.0	69t	6
3)	Gurley, LA-R	257	1187	4.6	57t	13
4)	Howard, Chi.	245	1069	4.4	53	7
5)	McCoy, Buf.	259	1057	4.1	48t	6
6)	Ingram, N.O.	204	1045	5.1	72	11
7)	Gordon, LA-C	248	931	3.8	87t	7
8)	*Fournette, Jac.	231	923	4.0	90t	8
9)	C. Anderson, Den.	211	858	4.1	40	2
10)	Collins, Bal.	174	844	4.9	50	5
11)	Ajayi, Mia.-Phi.	194	821	4.2	71	1
12)	Freeman, Atl.	174	806	4.6	44	7
13t)	Hyde, S.F.	204	796	3.9	61	5
13t)	L. Miller, Hou.	220	796	3.6	21	3
15)	Gore, Ind.	220	793	3.6	21	3
16)	Crowell, Cle.	179	788	4.4	59	2
17)	E. Elliott, Dal.	191	783	4.1	30	7
18)	Blount, Phi.	159	717	4.5	68	2
19)	Lynch, Oak.	163	695	4.3	51t	7
20)	D. Lewis, N.E.	130	674	5.2	44	4
21)	Henry, Ten.	140	668	4.8	75t	5
22)	Murray, Min.	175	662	3.8	46	6
23)	Stewart, Car.	191	661	3.5	60t	6
24)	*Kamara, N.O.	99	652	6.6	74t	7
25)	Newton, Car. (QB)	114	643	5.6	69	5
26)	Murray, Ten.	169	611	3.6	75t	5
27)	T. Coleman, Atl.	139	593	4.3	52	5
28)	Darkwa, NY-G	145	587	4.0	47	4
29)	Powell, NY-J	146	581	4.0	75t	4
30)	*Perine, Was.	156	547	3.5	30	1
31)	Morris, Dal.	113	546	4.8	70	1
32)	A. Peterson, N.O.-Ariz	156	529	3.4	27t	2
33)	Wilson, Sea. (QB)	81	521	6.4	29	3
34)	*Mixon, Cin.	157	518	3.3	25	4
35)	Allen, Bal.	140	517	3.7	37	4
36)	Abdullah, Det.	151	513	3.4	34	3
37)	Drake, Mia.	106	512	4.8	66t	3
38)	McKinnon, Min.	131	484	3.7	58t	3
39)	*A. Jones, G.B.	78	435	5.6	46t	4
40)	*Williams, G.B.	116	416	3.6	25	4
41)	Martin, T.B.	129	402	3.1	27	3
42t)	Ivory, Jac.	112	382	3.4	34	1
42t)	*McCaffrey, Car.	102	382	3.7	40	2
44)	Taylor, Buf. (QB)	75	376	5.0	32	4
45)	*Gallman, NY-G	86	369	4.3	15	0
46)	Forte, NY-J	95	362	3.8	20	2
47)	Gillislee, N.E.	98	355	3.6	16	4
48)	*Cook, Min.	74	354	4.8	33	2
49)	*Kizer, Cle. (QB)	68	350	5.1	20	5
50)	*Cohen, Chi.	82	348	4.2	46	2

WEEK 15 / THROUGH MONDAY, DECEMBER 18, 2017

NFL / THIRD-AND-ONE RUSHING LEADERS

Rank	Player, Team	Att	FD	Pct
1t)	Freeman, Atl.	11	11	100.0
1t)	*K. Hunt, K.C.	8	8	100.0
1t)	Turbin, Ind.	7	7	100.0
1t)	Murray, Min.	6	6	100.0
1t)	Wentz, Phi.	6	6	100.0
1t)	Allen, Bal.	5	5	100.0
1t)	*Kizer, Cle.	5	5	100.0
1t)	D. Johnson, Cle.	4	4	100.0
1t)	Palmer, Ariz	4	4	100.0
10t)	Gore, Ind.	8	7	87.5
10t)	Newton, Car.	8	7	87.5
10t)	Stewart, Car.	8	7	87.5
13)	E. Elliott, Dal.	7	6	85.7
14t)	Ingram, N.O.	6	5	83.3
14t)	Ivory, Jac.	6	5	83.3
14t)	A. Smith, K.C.	6	5	83.3
17t)	Henry, Ten.	10	8	80.0
17t)	Ajayi, Mia.-Phi.	5	4	80.0
17t)	Crowell, Cle.	5	4	80.0
20)	Darkwa, NY-G	9	7	77.8
21t)	Lynch, Oak.	8	6	75.0
21t)	McCoy, Buf.	8	6	75.0
23)	*Williams, G.B.	7	5	71.4
24)	Howard, Chi.	10	7	70.0
25t)	Blount, Phi.	6	4	66.7
25t)	*Foreman, Hou.	6	4	66.7
27)	Bell, Pit.	8	5	62.5
28)	T. Coleman, Atl.	7	4	57.1
29t)	Gordon, LA-C	12	6	50.0
29t)	Hyde, S.F.	8	4	50.0
31)	Gurley, LA-R	13	5	38.5

WEEK 15 / THROUGH MONDAY, DECEMBER 18, 2017

NFL / LEADERS IN RECEPTIONS

Rank	Player, Team	Rec	Yards	Avg	Long	TD
1)	Brown, Pit.	101	1533	15.2	57	9
2)	Landry, Mia.	98	844	8.6	49	8
3)	Thomas, N.O.	94	1085	11.5	35	5
4t)	Hopkins, Hou.	92	1313	14.3	72t	12
4t)	Fitzgerald, Ariz	92	982	10.7	37	5
6)	Allen, LA-C	88	1197	13.6	51	5
7)	Thielen, Min.	83	1191	14.3	65t	4
8)	Tate, Det.	82	885	10.8	45t	4
9)	Bell, Pit. (RB)	80	627	7.8	42	2
10)	Kelce, K.C. (TE)	79	991	12.5	44	7
11)	Ju. Jones, Atl.	76	1215	16.0	53	3
12)	D. Adams, G.B.	74	885	12.0	55t	10
13t)	De. Thomas, Den.	73	840	11.5	40	4
13t)	*McCaffrey, Car. (RB)	73	592	8.1	37	5
15)	Doyle, Ind. (TE)	71	611	8.6	26	3
16)	Hill, K.C.	69	1074	15.6	79t	7
17t)	Walker, Ten. (TE)	68	755	11.1	42	3
17t)	*Kamara, N.O. (RB)	68	684	10.1	38	5
19t)	Green, Cin.	67	980	14.6	77t	8
19t)	Baldwin, Sea.	67	866	12.9	54	5
21)	Gronkowski, N.E. (TE)	64	1017	15.9	53t	7
22t)	Bryant, Dal.	63	771	12.2	50t	6
22t)	Ertz, Phi. (TE)	63	719	11.4	53	8
22t)	*Engram, NY-G (TE)	63	710	11.3	35	6
25)	D. Johnson, Cle. (RB)	61	537	8.8	41t	3
26)	M. Evans, T.B.	60	839	14.0	42t	5
27)	Crowder, Was.	59	717	12.2	41	2
28t)	Cooks, N.E.	58	984	17.0	64t	6
28t)	*Kupp, LA-R	58	804	13.9	64	4
28t)	Funchess, Car.	58	781	13.5	35	7
28t)	Cobb, G.B.	58	586	10.1	46	3
32)	Anderson, NY-J	57	888	15.6	69t	7
33t)	Jeffery, Phi.	56	781	13.9	53t	9
33t)	Lee, Jac.	56	702	12.5	45	3
33t)	Crabtree, Oak.	56	601	10.7	41t	8
33t)	Sanu, Atl.	56	601	10.7	25	5
33t)	Witten, Dal. (TE)	56	504	9.0	28t	5
33t)	White, N.E. (RB)	56	429	7.7	27	3
39t)	Agholor, Phi.	55	722	13.1	72t	8
39t)	Kearse, NY-J	55	709	12.9	51	5
39t)	Rudolph, Min. (TE)	55	523	9.5	34	8
42t)	M. Jones, Det.	54	970	18.0	58	8
42t)	Shepard, NY-G	54	686	12.7	77t	2
42t)	Gurley, LA-R (RB)	54	630	11.7	53t	4
42t)	Amendola, N.E.	54	588	10.9	27	2
42t)	Hyde, S.F. (RB)	54	321	5.9	18	0
47t)	Woods, LA-R	53	748	14.1	94t	5
47t)	Diggs, Min.	53	724	13.7	59t	6
47t)	Graham, Sea. (TE)	53	472	8.9	33	9
50)	McCoy, Buf. (RB)	52	350	6.7	24	2

WEEK 15 / THROUGH MONDAY, DECEMBER 18, 2017**NFL / RECEIVING YARDAGE LEADERS**

Rank	Player, Team	Yards	Rec	Avg	Long	TD
1)	Brown, Pit.	1533	101	15.2	57	9
2)	Hopkins, Hou.	1313	92	14.3	72t	12
3)	Ju. Jones, Atl.	1215	76	16.0	53	3
4)	Allen, LA-C	1197	88	13.6	51	5
5)	Thielen, Min.	1191	83	14.3	65t	4
6)	Thomas, N.O.	1085	94	11.5	35	5
7)	Hill, K.C.	1074	69	15.6	79t	7
8)	Gronkowski, N.E. (TE)	1017	64	15.9	53t	7
9)	Kelce, K.C. (TE)	991	79	12.5	44	7
10)	Cooks, N.E.	984	58	17.0	64t	6
11)	Fitzgerald, Ariz	982	92	10.7	37	5
12)	Green, Cin.	980	67	14.6	77t	8
13)	M. Jones, Det.	970	54	18.0	58	8
14)	Goodwin, S.F.	897	51	17.6	83t	1
15)	Anderson, NY-J	888	57	15.6	69t	7
16t)	D. Adams, G.B.	885	74	12.0	55t	10
16t)	Tate, Det.	885	82	10.8	45t	4
18)	Baldwin, Sea.	866	67	12.9	54	5
19)	Hilton, Ind.	852	48	17.8	80t	4
20)	Landry, Mia.	844	98	8.6	49	8
21)	De. Thomas, Den.	840	73	11.5	40	4
22)	M. Evans, T.B.	839	60	14.0	42t	5
23)	*Kupp, LA-R	804	58	13.9	64	4
24t)	Funchess, Car.	781	58	13.5	35	7
24t)	Jeffery, Phi.	781	56	13.9	53t	9
26)	Bryant, Dal.	771	63	12.2	50t	6
27)	Stills, Mia.	759	51	14.9	61t	6
28)	Walker, Ten. (TE)	755	68	11.1	42	3
29)	Woods, LA-R	748	53	14.1	94t	5
30)	Matthews, Ten.	740	50	14.8	75t	4
31)	Diggs, Min.	724	53	13.7	59t	6
32)	Agholor, Phi.	722	55	13.1	72t	8
33)	Ertz, Phi. (TE)	719	63	11.4	53	8
34)	Crowder, Was.	717	59	12.2	41	2
35)	*Engram, NY-G (TE)	710	63	11.3	35	6
36)	Kearse, NY-J	709	55	12.9	51	5
37)	Lee, Jac.	702	56	12.5	45	3
38)	*Smith-Schuster, Pit.	699	43	16.3	97t	5
39)	Shepard, NY-G	686	54	12.7	77t	2
40)	*Kamara, N.O. (RB)	684	68	10.1	38	5
41)	P. Richardson, Sea.	682	42	16.2	61t	6
42)	Ginn, N.O.	678	46	14.7	53	3
43)	Jackson, T.B.	668	50	13.4	41	3
44)	Wallace, Bal.	648	43	15.1	66	3
45)	J. Cook, Oak. (TE)	638	50	12.8	35	2
46)	Gurley, LA-R (RB)	630	54	11.7	53t	4
47)	Bell, Pit. (RB)	627	80	7.8	42	2
48t)	Doyle, Ind. (TE)	611	71	8.6	26	3
48t)	Ty. Williams, LA-C	611	35	17.5	75t	3
50)	*Cole, Jac.	607	32	19.0	75t	3

WEEK 15 / THROUGH MONDAY, DECEMBER 18, 2017

NFL / THIRD-DOWN RECEIVING LEADERS

Rank	Player, Team	Rec	Yards	Avg	Long	TD
1t)	Allen, LA-C	32	479	15.0	50	2
1t)	Thielen, Min.	32	416	13.0	38	0
3t)	Fitzgerald, Ariz	26	291	11.2	33	0
3t)	Thomas, N.O.	26	284	10.9	28	2
3t)	Landry, Mia.	26	259	10.0	49	2
6t)	Brown, Pit.	25	424	17.0	57	1
6t)	Tate, Det.	25	349	14.0	45t	2
8t)	Hopkins, Hou.	24	349	14.5	40	3
8t)	*Taylor, S.F.	24	256	10.7	33	1
10t)	De. Thomas, Den.	22	310	14.1	40	1
10t)	Crowder, Was.	22	261	11.9	38	1
10t)	Lee, Jac.	22	238	10.8	31	2
13)	*Kupp, LA-R	21	296	14.1	64	3
14t)	Agholor, Phi.	20	368	18.4	72t	3
14t)	Funchess, Car.	20	250	12.5	35	4
14t)	D. Johnson, Cle. (RB)	20	202	10.1	34	0
14t)	McCoy, Buf. (RB)	20	166	8.3	24	1
14t)	White, N.E. (RB)	20	162	8.1	27	1
19t)	Brate, T.B. (TE)	19	241	12.7	28t	3
19t)	Jeffery, Phi.	19	238	12.5	20	1
19t)	*Engram, NY-G (TE)	19	225	11.8	28	1
19t)	Woods, LA-R	19	219	11.5	52t	2
19t)	Wright, Chi.	19	210	11.1	18	1
24t)	Gronkowski, N.E. (TE)	18	305	16.9	53t	3
24t)	Ju. Jones, Atl.	18	288	16.0	51t	1
24t)	Baldwin, Sea.	18	226	12.6	47	1
24t)	*McCaffrey, Car. (RB)	18	221	12.3	21t	1
24t)	*Kamara, N.O. (RB)	18	111	6.2	22	1
29t)	Shepard, NY-G	17	252	14.8	67t	1
29t)	Kelce, K.C. (TE)	17	216	12.7	32	1
29t)	Diggs, Min.	17	180	10.6	59t	3
29t)	Walker, Ten. (TE)	17	174	10.2	19	0
29t)	Sanu, Atl.	17	165	9.7	25	3
29t)	McKinnon, Min. (RB)	17	147	8.6	41	0
29t)	Murray, Ten. (RB)	17	127	7.5	18	1
36t)	M. Jones, Det.	16	332	20.8	58	3
36t)	Hilton, Ind.	16	313	19.6	80t	2
36t)	Hill, K.C.	16	258	16.1	64t	1
36t)	D. Adams, G.B.	16	255	15.9	55t	4
36t)	Anderson, NY-J	16	241	15.1	41	1
36t)	Sanders, Den.	16	204	12.8	38	0
36t)	Amendola, N.E.	16	193	12.1	27	1
36t)	Lockett, Sea.	16	180	11.3	41	1
36t)	Ertz, Phi. (TE)	16	175	10.9	23	3
36t)	Bryant, Dal.	16	168	10.5	24	2
46t)	Kearse, NY-J	15	268	17.9	51	2
46t)	*Smith-Schuster, Pit.	15	257	17.1	97t	2
46t)	Beasley, Dal.	15	157	10.5	54	0
46t)	Crabtree, Oak.	15	148	9.9	26t	3
46t)	Doyle, Ind. (TE)	15	144	9.6	15	1
46t)	Gurley, LA-R (RB)	15	144	9.6	28	2
46t)	Nelson, G.B.	15	136	9.1	32t	3
46t)	Bell, Pit. (RB)	15	98	6.5	23	0

WEEK 15 / THROUGH MONDAY, DECEMBER 18, 2017

NFL / LEADING SCORERS, NONKICKERS

Rank	Player, Team	TD	Rush	Rec	Ret	X2	Pts
1)	Gurley, LA-R (RB)	17	13	4	0	0	102
2)	*Kamara, N.O. (RB)	12	7	5	0	1	74
3)	Hopkins, Hou. (WR)	12	0	12	0	0	72
4t)	Gordon, LA-C (RB)	11	7	4	0	0	66
4t)	Ingram, N.O. (RB)	11	11	0	0	0	66
6t)	D. Adams, G.B. (WR)	10	0	10	0	0	60
6t)	Bell, Pit. (RB)	10	8	2	0	0	60
6t)	Jeffery, Phi. (WR)	9	0	9	0	3	60
9t)	Brown, Pit. (WR)	9	0	9	0	1	56
9t)	Graham, Sea. (TE)	9	0	9	0	1	56
11t)	Agholor, Phi. (WR)	9	0	8	1	0	54
11t)	E. Elliott, Dal. (RB)	9	7	2	0	0	54
11t)	*Fournette, Jac. (RB)	9	8	1	0	0	54
11t)	*K. Hunt, K.C. (RB)	9	6	3	0	0	54
15)	Crabtree, Oak. (WR)	8	0	8	0	2	52
16t)	Burkhead, N.E. (RB)	8	5	3	0	0	48
16t)	Ertz, Phi. (TE)	8	0	8	0	0	48
16t)	Green, Cin. (WR)	8	0	8	0	0	48
16t)	Hill, K.C. (WR)	8	0	7	1	0	48
16t)	M. Jones, Det. (WR)	8	0	8	0	0	48
16t)	Landry, Mia. (WR)	8	0	8	0	0	48
16t)	McCoy, Buf. (RB)	8	6	2	0	0	48
16t)	Rudolph, Min. (TE)	8	0	8	0	0	48
24)	Gronkowski, N.E. (TE)	7	0	7	0	1	44
25t)	Anderson, NY-J (WR)	7	0	7	0	0	42
25t)	T. Coleman, Atl. (RB)	7	5	2	0	0	42
25t)	Freeman, Atl. (RB)	7	7	0	0	0	42
25t)	W. Fuller, Hou. (WR)	7	0	7	0	0	42
25t)	Funchess, Car. (WR)	7	0	7	0	0	42
25t)	Howard, Chi. (RB)	7	7	0	0	0	42
25t)	Kelce, K.C. (TE)	7	0	7	0	0	42
25t)	Lynch, Oak. (RB)	7	7	0	0	0	42
25t)	*McCaffrey, Car. (RB)	7	2	5	0	0	42
25t)	Stewart, Car. (RB)	7	6	1	0	0	42
25t)	Watkins, LA-R (WR)	7	0	7	0	0	42
36t)	*Clement, Phi. (RB)	6	4	2	0	1	38
36t)	Cooks, N.E. (WR)	6	0	6	0	1	38
38t)	Allen, Bal. (RB)	6	4	2	0	0	36
38t)	Brate, T.B. (TE)	6	0	6	0	0	36
38t)	Bryant, Dal. (WR)	6	0	6	0	0	36
38t)	Diggs, Min. (WR)	6	0	6	0	0	36
38t)	*Engram, NY-G (TE)	6	0	6	0	0	36
38t)	*Howard, T.B. (TE)	6	0	6	0	0	36
38t)	D. Johnson, Cle. (RB)	6	3	3	0	0	36
38t)	D. Lewis, N.E. (RB)	6	4	1	1	0	36
38t)	L. Miller, Hou. (RB)	6	3	3	0	0	36
38t)	Murray, Ten. (RB)	6	5	1	0	0	36
38t)	Murray, Min. (RB)	6	6	0	0	0	36
38t)	Nelson, G.B. (WR)	6	0	6	0	0	36
38t)	Prescott, Dal. (QB)	6	6	0	0	0	36
38t)	P. Richardson, Sea. (WR)	6	0	6	0	0	36
38t)	Stills, Mia. (WR)	6	0	6	0	0	36
38t)	Thompson, Was. (RB)	6	2	4	0	0	36
38t)	*Williams, G.B. (RB)	6	4	2	0	0	36

WEEK 15 / THROUGH MONDAY, DECEMBER 18, 2017

NFL / LEADING SCORERS, KICKERS

Rank	Player, Team	PAT	FG	Pct	Long	Pts
1)	Zuerlein, LA-R	44/46	38/40	.950	56	158
2)	Gostkowski, N.E.	38/40	33/36	.917	62	137
3)	Boswell, Pit.	29/31	33/36	.917	53	128
4)	Gould, S.F.	19/20	36/38	.947	52	127
5)	Lutz, N.O.	42/45	27/32	.844	53	123
6)	Tucker, Bal.	34/34	29/32	.906	57	121
7)	Forbath, Min.	30/35	29/34	.853	53	117
8t)	*Butker, Car.-K.C.	23/23	31/34	.912	53	116
8t)	Prater, Det.	35/36	27/31	.871	58	116
8t)	Succop, Ten.	29/30	29/35	.829	52	116
11)	Bryant, Atl.	33/33	27/32	.844	57	114
12)	*Elliott, Cin.-Phi.	38/41	24/28	.857	61	110
13)	Gano, Car.	32/34	25/26	.962	48	107
14)	Dawson, Ariz	19/21	27/35	.771	57	100
15)	Catanzaro, NY-J	28/28	23/27	.852	57	97
16)	Hauschka, Buf.	27/27	23/26	.885	56	96
17t)	Vinatieri, Ind.	19/21	24/27	.889	53	91
17t)	Walsh, Sea.	31/32	20/27	.741	49	91
19)	McManus, Den.	24/24	22/30	.733	53	90
20)	Fairbairn, Hou.	31/34	18/23	.783	55	85
21)	Parkey, Mia.	24/27	18/19	.947	54	78
22)	Crosby, G.B.	33/35	14/18	.778	50	75
23)	Tavecchio, Oak.	31/32	14/18	.778	53	73
24)	Lambo, Jac.	19/20	17/18	.944	56	70
25)	Rosas, NY-G	20/22	16/22	.727	52	68
26)	Bullock, Cin.	25/27	13/15	.867	49	64
27)	*Gonzalez, Cle.	22/23	13/18	.722	54	61
28)	P. Murray, T.B.	18/18	14/17	.824	50	60
29)	Bailey, Dal.	26/27	11/13	.846	56	59
30)	Barth, Chi.	17/17	11/16	.688	54	50
31t)	Myers, Jac.	15/17	11/15	.733	47	48
31t)	*Rose, Was.-LA-C	18/20	10/11	.909	55	48
33)	Hopkins, Was.	14/15	11/13	.846	48	47
34)	Novak, LA-C	17/18	9/13	.692	50	44
35)	Nugent, Dal.-Chi.	12/13	10/12	.833	48	42
36t)	Coons, LA-C	5/ 6	7/ 8	.875	40	26
36t)	Santos, K.C.-Chi.	14/14	4/ 5	.800	39	26
38)	Folk, T.B.	7/ 9	6/11	.545	50	25
39)	*Koo, LA-C	9/ 9	3/ 6	.500	41	18
40)	Sturgis, Phi.	1/ 2	3/ 3	1.000	50	10
41)	Heath, Dal.	2/ 3	0/ 0	---	--	2
42t)	Kaser, LA-C	1/ 3	0/ 0	---	--	1
42t)	*Koehn, Cin.	1/ 1	0/ 0	---	--	1

WEEK 15 / THROUGH MONDAY, DECEMBER 18, 2017

NFL / TOUCHBACKS ON KICKOFFS

Rank	Player, Team	TB
1)	Zuerlein, LA-R	73
2)	Gano, Car.	62
3t)	*Butker, Car.-K.C.	53
3t)	Pinion, S.F.	53
5)	Lutz, N.O.	51
6)	Tucker, Bal.	46
7)	Fairbairn, Hou.	45
8)	Succop, Ten.	44
9t)	Forbath, Min.	43
9t)	McManus, Den.	43
11t)	Bosher, Atl.	42
11t)	Catanzaro, NY-J	42
11t)	*Elliott, Cin.-Phi.	42
11t)	Tavecchio, Oak.	42
15)	Boswell, Pit.	41
16)	*Sanchez, Ind.	38
17)	Crosby, G.B.	36
18)	Walsh, Sea.	35
19)	Gostkowski, N.E.	33
20)	*Gonzalez, Cle.	32
21)	Hauschka, Buf.	31
22)	Dawson, Ariz	30
23)	Bullock, Cin.	29
24t)	Bailey, Dal.	26
24t)	Myers, Jac.	26
24t)	Parkey, Mia.	26
27)	*Rose, Was.-LA-C	24
28)	Hopkins, Was.	23
29)	Rosas, NY-G	22
30)	Martin, Det.	19
31)	Lambo, Jac.	18
32)	Barth, Chi.	17
33)	Locke, Det.	16
34t)	Folk, T.B.	13
34t)	P. Murray, T.B.	13
34t)	Nugent, Dal.-Chi.	13
37)	Santos, K.C.-Chi.	12
38)	Novak, LA-C	9
39)	*Koo, LA-C	8
40)	Prater, Det.	6
41)	Coons, LA-C	4
42t)	Heath, Dal.	2
42t)	Kaser, LA-C	2
42t)	O'Donnell, Chi.	2
42t)	Sturgis, Phi.	2
46t)	Grugier-Hill, Phi.	1
46t)	*Koehn, Cin.	1
46t)	Morstead, N.O.	1

WEEK 15 / THROUGH MONDAY, DECEMBER 18, 2017

NFL / MOST YARDS FROM SCRIMMAGE

Rank	Player, Team	Total			Rushing			Receiving		
		Yards	Att+Rec	Avg	Yards	Att	Avg	Yards	Rec	Avg
1)	Bell, Pit. (RB)	1849	387	4.8	1222	307	4.0	627	80	7.8
2)	Gurley, LA-R (RB)	1817	311	5.8	1187	257	4.6	630	54	11.7
3)	*K. Hunt, K.C. (RB)	1641	291	5.6	1201	242	5.0	440	49	9.0
4)	Brown, Pit. (WR)	1533	101	15.2	0	0	---	1533	101	15.2
5)	Ingram, N.O. (RB)	1420	255	5.6	1045	204	5.1	375	51	7.4
6)	McCoy, Buf. (RB)	1407	311	4.5	1057	259	4.1	350	52	6.7
7)	*Kamara, N.O. (RB)	1336	167	8.0	652	99	6.6	684	68	10.1
8)	Gordon, LA-C (RB)	1329	297	4.5	931	248	3.8	398	49	8.1
9)	Hopkins, Hou. (WR)	1313	92	14.3	0	0	---	1313	92	14.3
10)	Ju. Jones, Atl. (WR)	1230	77	16.0	15	1	15.0	1215	76	16.0
11)	Allen, LA-C (WR)	1206	90	13.4	9	2	4.5	1197	88	13.6
12)	Thielen, Min. (WR)	1202	84	14.3	11	1	11.0	1191	83	14.3
13)	Howard, Chi. (RB)	1189	267	4.5	1069	245	4.4	120	22	5.5
14)	*Fournette, Jac. (RB)	1136	260	4.4	923	231	4.0	213	29	7.3
15)	Hill, K.C. (WR)	1134	85	13.3	60	16	3.8	1074	69	15.6
16)	Hyde, S.F. (RB)	1117	258	4.3	796	204	3.9	321	54	5.9
17)	L. Miller, Hou. (RB)	1113	255	4.4	796	220	3.6	317	35	9.1
18)	Thomas, N.O. (WR)	1085	94	11.5	0	0	---	1085	94	11.5
19)	C. Anderson, Den. (RB)	1037	232	4.5	858	211	4.1	179	21	8.5
20)	Freeman, Atl. (RB)	1018	199	5.1	806	174	4.6	212	25	8.5
21)	Gronkowski, N.E. (TE)	1017	64	15.9	0	0	---	1017	64	15.9
22)	Cooks, N.E. (WR)	1010	63	16.0	26	5	5.2	984	58	17.0
23)	Gore, Ind. (RB)	1009	244	4.1	793	220	3.6	216	24	9.0
24t)	Collins, Bal. (RB)	998	192	5.2	844	174	4.9	154	18	8.6
24t)	Kelce, K.C. (TE)	998	81	12.3	7	2	3.5	991	79	12.5
26)	E. Elliott, Dal. (RB)	993	210	4.7	783	191	4.1	210	19	11.1
27)	Fitzgerald, Ariz (WR)	982	92	10.7	0	0	---	982	92	10.7
28)	Green, Cin. (WR)	980	67	14.6	0	0	---	980	67	14.6
29)	*McCaffrey, Car. (RB)	974	175	5.6	382	102	3.7	592	73	8.1
30)	Crowell, Cle. (RB)	971	206	4.7	788	179	4.4	183	27	6.8
31)	M. Jones, Det. (WR)	970	54	18.0	0	0	---	970	54	18.0
32)	Ajayi, Mia.-Phi. (RB)	958	216	4.4	821	194	4.2	137	22	6.2
33)	Goodwin, S.F. (WR)	931	54	17.2	34	3	11.3	897	51	17.6
34)	Tate, Det. (WR)	907	87	10.4	22	5	4.4	885	82	10.8
35t)	Anderson, NY-J (WR)	896	59	15.2	8	2	4.0	888	57	15.6
35t)	McKinnon, Min. (RB)	896	181	5.0	484	131	3.7	412	50	8.2
37)	D. Adams, G.B. (WR)	885	74	12.0	0	0	---	885	74	12.0
38)	Murray, Ten. (RB)	866	205	4.2	611	169	3.6	255	36	7.1
39)	Baldwin, Sea. (WR)	858	69	12.4	-8	2	-4.0	866	67	12.9
40)	Hilton, Ind. (WR)	852	48	17.8	0	0	---	852	48	17.8
41)	D. Johnson, Cle. (RB)	845	133	6.4	308	72	4.3	537	61	8.8
42)	De. Thomas, Den. (WR)	840	73	11.5	0	0	---	840	73	11.5
43)	M. Evans, T.B. (WR)	839	60	14.0	0	0	---	839	60	14.0
44)	T. Coleman, Atl. (RB)	838	160	5.2	593	139	4.3	245	21	11.7
45)	Landry, Mia. (WR)	837	99	8.5	-7	1	-7.0	844	98	8.6
46)	Lynch, Oak. (RB)	831	179	4.6	695	163	4.3	136	16	8.5
47)	D. Lewis, N.E. (RB)	824	151	5.5	674	130	5.2	150	21	7.1
48t)	*Kupp, LA-R (WR)	804	58	13.9	0	0	---	804	58	13.9
48t)	Thompson, Was. (RB)	804	103	7.8	294	64	4.6	510	39	13.1
50)	*Mixon, Cin. (RB)	784	184	4.3	518	157	3.3	266	27	9.9

WEEK 15 / THROUGH MONDAY, DECEMBER 18, 2017**NFL / LEADERS IN FIRST DOWNS**

Rank	Player, Team	Rush	Rec	Tot
1)	Bell, Pit. (RB)	70	29	99
2)	Gurley, LA-R (RB)	61	27	88
3)	*K. Hunt, K.C. (RB)	54	18	72
4)	Brown, Pit. (WR)	0	71	71
5)	McCoy, Buf. (RB)	51	19	70
6t)	Gordon, LA-C (RB)	47	19	66
6t)	Hopkins, Hou. (WR)	0	66	66
6t)	*Kamara, N.O. (RB)	35	31	66
9)	Allen, LA-C (WR)	0	65	65
10)	Thomas, N.O. (WR)	0	64	64
11)	Ingram, N.O. (RB)	45	17	62
12)	Howard, Chi. (RB)	57	4	61
13t)	Freeman, Atl. (RB)	46	12	58
13t)	Ju. Jones, Atl. (WR)	1	57	58
15)	L. Miller, Hou. (RB)	40	16	56
16t)	Fitzgerald, Ariz (WR)	0	55	55
16t)	Thielen, Min. (WR)	1	54	55
18)	Kelce, K.C. (TE)	2	52	54
19)	Gronkowski, N.E. (TE)	0	53	53
20t)	Hyde, S.F. (RB)	36	16	52
20t)	Landry, Mia. (WR)	0	52	52
20t)	*McCaffrey, Car. (RB)	19	33	52
23)	*Fournette, Jac. (RB)	41	10	51
24t)	Allen, Bal. (RB)	34	15	49
24t)	E. Elliott, Dal. (RB)	45	4	49
26t)	Collins, Bal. (RB)	42	6	48
26t)	Green, Cin. (WR)	0	48	48
28t)	M. Evans, T.B. (WR)	0	47	47
28t)	Gore, Ind. (RB)	39	8	47
30t)	D. Johnson, Cle. (RB)	22	24	46
30t)	De. Thomas, Den. (WR)	0	46	46
32t)	D. Adams, G.B. (WR)	0	45	45
32t)	Ajayi, Mia.-Phi. (RB)	38	7	45
32t)	C. Anderson, Den. (RB)	39	6	45
35t)	Crowell, Cle. (RB)	35	9	44
35t)	Goodwin, S.F. (WR)	2	42	44
35t)	Jeffery, Phi. (WR)	0	44	44
38t)	Ertz, Phi. (TE)	0	42	42
38t)	Hill, K.C. (WR)	3	39	42
40t)	Bryant, Dal. (WR)	0	41	41
40t)	Lee, Jac. (WR)	1	40	41
40t)	Walker, Ten. (TE)	1	40	41
43t)	D. Lewis, N.E. (RB)	33	7	40
43t)	McKinnon, Min. (RB)	21	19	40
43t)	Sanu, Atl. (WR)	3	37	40
43t)	Stewart, Car. (RB)	38	2	40
47t)	M. Jones, Det. (WR)	0	39	39
47t)	*Kupp, LA-R (WR)	0	39	39
47t)	*Mixon, Cin. (RB)	31	8	39
47t)	Newton, Car. (QB)	39	0	39
47t)	Tate, Det. (WR)	1	38	39

WEEK 15 / THROUGH MONDAY, DECEMBER 18, 2017

NFL / LEADING PUNTERS

Rank	Player, Team	No	Yards	Lg	Avg	TB	Blk	Dwn	OB	Opp Ret	In Yds	Net 20	Avg
1)	Kern, Ten.	62	3200	74	51.6	5	0	4	11	35	270	22	45.6
2)	Lechler, Hou.	81	3964	68	48.9	5	0	8	8	41	473	28	41.9
3)	Kaser, LA-C	63	3079	69	48.9	9	0	5	4	40	289	23	41.4
4)	Colquitt, Cle.	68	3272	67	48.1	1	1	11	4	40	444	20	40.7
5)	King, Oak.	61	2927	65	48.0	6	0	8	5	29	187	26	43.0
6)	Hekker, LA-R	54	2572	70	47.6	3	0	8	12	20	108	27	44.5
7)	Huber, Cin.	76	3607	63	47.5	3	1	12	6	37	368	31	41.3
8)	Morstead, N.O.	50	2369	68	47.4	2	0	6	7	21	220	22	42.2
9)	Lee, Ariz	75	3511	62	46.8	5	0	13	6	41	448	27	39.5
10)	O'Donnell, Chi.	72	3363	69	46.7	5	0	9	6	38	434	26	39.3
11)	Edwards, NY-J	78	3633	70	46.6	3	0	9	7	42	438	26	40.2
12)	Palardy, Car.	61	2821	63	46.2	4	0	9	6	26	158	23	42.3
13)	D. Jones, Phi.	52	2400	62	46.2	5	1	12	4	22	139	17	40.8
14)	Dixon, Den.	64	2953	60	46.1	3	2	10	3	27	258	19	39.9
15)	Koch, Bal.	74	3361	67	45.4	3	0	13	15	28	244	37	41.3
16)	Way, Was.	69	3121	62	45.2	6	0	6	4	31	386	28	37.9
17)	Ryan, Sea.	77	3470	74	45.1	5	0	10	7	38	404	26	38.5
18)	*Vogel, G.B.	59	2655	62	45.0	1	0	8	4	25	122	17	42.6
19)	*Sanchez, Ind.	77	3455	61	44.9	3	1	19	13	17	83	25	42.5
20)	*Haack, Mia.	77	3450	64	44.8	5	0	17	4	32	205	29	40.8
21)	Colquitt, K.C.	59	2631	63	44.6	4	0	8	4	23	158	28	40.6
22)	Nortman, Jac.	75	3343	65	44.6	6	1	8	15	24	193	26	39.9
23)	Wing, NY-G	80	3563	69	44.5	7	2	13	7	39	393	16	37.0
24)	Bosher, Atl.	43	1912	62	44.5	2	0	3	4	16	121	16	40.7
25)	Schmidt, Buf.	72	3199	60	44.4	5	0	8	10	34	179	26	40.6
26)	C. Jones, Dal.	56	2452	62	43.8	3	0	10	9	14	55	29	41.7
27)	Anger, T.B.	62	2707	62	43.7	5	1	7	5	25	157	22	38.9
28)	R. Allen, N.E.	49	2133	60	43.5	3	0	10	4	21	101	19	40.2
29)	Berry, Pit.	57	2476	62	43.4	2	0	6	9	21	172	23	39.7
30)	Pinion, S.F.	70	3037	59	43.4	1	0	9	8	31	132	29	41.2
31)	Quigley, Min.	56	2359	55	42.1	0	0	3	7	19	112	22	40.1

NFL / LEADING PUNTERS, NET AVERAGE

Rank	Player, Team	No	Yards	Lg	Avg	TB	Blk	Dwn	OB	Opp Ret	In Yds	Net 20	Avg
1)	Kern, Ten.	62	3200	74	51.6	5	0	4	11	35	270	22	45.6
2)	Hekker, LA-R	54	2572	70	47.6	3	0	8	12	20	108	27	44.5
3)	King, Oak.	61	2927	65	48.0	6	0	8	5	29	187	26	43.0
4)	*Vogel, G.B.	59	2655	62	45.0	1	0	8	4	25	122	17	42.6
5)	*Sanchez, Ind.	77	3455	61	44.9	3	1	19	13	17	83	25	42.5
6)	Palardy, Car.	61	2821	63	46.2	4	0	9	6	26	158	23	42.3
7)	Morstead, N.O.	50	2369	68	47.4	2	0	6	7	21	220	22	42.2
8)	Lechler, Hou.	81	3964	68	48.9	5	0	8	8	41	473	28	41.9
9)	C. Jones, Dal.	56	2452	62	43.8	3	0	10	9	14	55	29	41.7
10)	Kaser, LA-C	63	3079	69	48.9	9	0	5	4	40	289	23	41.4
11)	Koch, Bal.	74	3361	67	45.4	3	0	13	15	28	244	37	41.3
12)	Huber, Cin.	76	3607	63	47.5	3	1	12	6	37	368	31	41.3
13)	Pinion, S.F.	70	3037	59	43.4	1	0	9	8	31	132	29	41.2
14)	*Haack, Mia.	77	3450	64	44.8	5	0	17	4	32	205	29	40.8
15)	D. Jones, Phi.	52	2400	62	46.2	5	1	12	4	22	139	17	40.8
16)	Bosher, Atl.	43	1912	62	44.5	2	0	3	4	16	121	16	40.7
17)	Colquitt, Cle.	68	3272	67	48.1	1	1	11	4	40	444	20	40.7
18)	Colquitt, K.C.	59	2631	63	44.6	4	0	8	4	23	158	28	40.6
19)	Schmidt, Buf.	72	3199	60	44.4	5	0	8	10	34	179	26	40.6
20)	R. Allen, N.E.	49	2133	60	43.5	3	0	10	4	21	101	19	40.2
21)	Edwards, NY-J	78	3633	70	46.6	3	0	9	7	42	438	26	40.2
22)	Quigley, Min.	56	2359	55	42.1	0	0	3	7	19	112	22	40.1
23)	Dixon, Den.	64	2953	60	46.1	3	2	10	3	27	258	19	39.9
24)	Nortman, Jac.	75	3343	65	44.6	6	1	8	15	24	193	26	39.9
25)	Berry, Pit.	57	2476	62	43.4	2	0	6	9	21	172	23	39.7
26)	Lee, Ariz	75	3511	62	46.8	5	0	13	6	41	448	27	39.5
27)	O'Donnell, Chi.	72	3363	69	46.7	5	0	9	6	38	434	26	39.3
28)	Anger, T.B.	62	2707	62	43.7	5	1	7	5	25	157	22	38.9
29)	Ryan, Sea.	77	3470	74	45.1	5	0	10	7	38	404	26	38.5
30)	Way, Was.	69	3121	62	45.2	6	0	6	4	31	386	28	37.9
31)	Wing, NY-G	80	3563	69	44.5	7	2	13	7	39	393	16	37.0

WEEK 15 / THROUGH MONDAY, DECEMBER 18, 2017**NFL / PUNT RETURN LEADERS**

Rank	Player, Team	Ret	FC	Yards	Avg	Long	TD
1)	*Agnew, Det.	26	11	416	16.0	88t	2
2)	Cooper, LA-R	29	7	390	13.4	53	0
3)	Campanaro, Bal.	20	17	249	12.5	77t	1
4)	Mickens, Jac.	23	16	274	11.9	72	1
5)	Davis, G.B.	19	17	214	11.3	65	0
6)	Barner, Phi.	21	15	211	10.0	76	0
7)	Sherels, Min.	31	22	310	10.0	46	0
8)	Tate, Buf.	18	4	179	9.9	40	0
9)	Reedy, T.B.-N.E.	18	7	175	9.7	44	0
10)	Benjamin, LA-C	24	19	228	9.5	65t	1
11)	*Taylor, S.F.	25	14	233	9.3	39	0
12)	*Cohen, Chi.	25	11	232	9.3	61t	1
13)	*Jackson, Ten.	28	7	259	9.3	46	0
14)	*Switzer, Dal.	23	8	212	9.2	83t	1
15)	Amendola, N.E.	21	15	188	9.0	40	0
16)	*McKenzie, Den.	21	7	183	8.7	44	0
17)	Hill, K.C.	24	9	203	8.5	82t	1
18)	Grant, Mia.	23	11	178	7.7	27	0
19)	Roberts, Atl.	20	16	154	7.7	27	0
20)	*McCaffrey, Car.	22	9	162	7.4	25	0
21)	Erickson, Cin.	34	14	250	7.4	29	0
22)	K. Williams, Ariz	21	20	137	6.5	20	0
23)	*Peppers, Cle.	25	11	155	6.2	25	0
24)	Lockett, Sea.	31	21	189	6.1	21	0
25)	Richard, Oak.	24	12	135	5.6	19	0
26)	Ginn, N.O.	19	13	103	5.4	17	0
27)	Crowder, Was.	23	18	122	5.3	18	0

NFL / KICKOFF RETURN LEADERS

Rank	Player, Team	Ret	Yards	Avg	Long	TD
1)	Patterson, Oak.	18	509	28.3	49	0
2)	Cooper, LA-R	30	845	28.2	103t	1
3)	*Switzer, Dal.	21	541	25.8	61	0
4)	D. Lewis, N.E.	21	527	25.1	103t	1
5)	A. Hunt, K.C.	22	535	24.3	42	0
6)	Davis, G.B.	25	601	24.0	34	0
7)	Lockett, Sea.	33	793	24.0	57	0
8)	Bray, Ind.	18	430	23.9	60	0
9)	Grant, Mia.	20	453	22.7	31	0
10)	Roberts, Atl.	36	815	22.6	61	0
11)	*Cohen, Chi.	23	516	22.4	46	0
12)	Erickson, Cin.	29	619	21.3	41	0
13)	*Jackson, Ten.	22	469	21.3	48	0
14)	*Bolden, S.F.	19	396	20.8	34	0
15)	Tate, Buf.	25	495	19.8	29	0

WEEK 15 / THROUGH MONDAY, DECEMBER 18, 2017

NFL / LEADERS IN INTERCEPTIONS

Rank	Player, Team	Int	Yards	Avg	Long	TD
1)	Slay, Det.	7	73	10.4	37	0
2t)	Byard, Ten.	6	100	16.7	33	0
2t)	Weddle, Bal.	6	85	14.2	45t	1
2t)	Bouye, Jac.	6	70	11.7	51	0
5t)	Peters, K.C.	5	137	27.4	62	0
5t)	Hyde, Buf.	5	64	12.8	37	0
7t)	*White, Buf.	4	86	21.5	63	0
7t)	*Lattimore, N.O.	4	85	21.3	33	1
7t)	Gipson, Jac.	4	83	20.8	67	0
7t)	Howard, Mia.	4	71	17.8	30t	1
7t)	Carr, Bal.	4	57	14.3	33	0
7t)	Randall, G.B.	4	35	8.8	21t	1
7t)	Ramsey, Jac.	4	34	8.5	18	0
7t)	Boston, LA-C	4	24	6.0	15	0
7t)	Harmon, N.E.	4	12	3.0	12	0
7t)	Hayward, LA-C	4	7	1.8	7	0
7t)	Fuller, Was.	4	4	1.0	3	0
18t)	Jenkins, NY-G	3	113	37.7	53t	2
18t)	Joyner, LA-R	3	104	34.7	46	1
18t)	*Hooker, Ind.	3	73	24.3	32	0
18t)	Grimes, T.B.	3	67	22.3	39	0
18t)	McLeod, Phi.	3	67	22.3	50	0
18t)	Quin, Det.	3	62	20.7	37t	1
18t)	McCourty, Cle.	3	59	19.7	56t	1
18t)	J. Smith, Bal.	3	58	19.3	50t	1
18t)	Smith, Jac.	3	56	18.7	28t	1
18t)	McClain, T.B.	3	53	17.7	47t	1
18t)	Mills, Phi.	3	53	17.7	37t	1
18t)	Church, Jac.	3	51	17.0	51t	1
18t)	Vaccaro, N.O.	3	41	13.7	30	0
18t)	Bethea, Ariz	3	37	12.3	21	0
18t)	Swearinger, Was.	3	32	10.7	31	0
18t)	Barron, LA-R	3	29	9.7	15	0
18t)	*J. Evans, T.B.	3	28	9.3	15	0
18t)	Melvin, Ind.	3	28	9.3	21	0
18t)	Smith, Min.	3	25	8.3	19	0
18t)	Kuechly, Car.	3	23	7.7	23	0
18t)	Heath, Dal.	3	20	6.7	14	0
18t)	Robinson, Phi.	3	17	5.7	17	0
18t)	Poyer, Buf.	3	13	4.3	13	0
18t)	Hal, Hou.	3	10	3.3	7	0
18t)	Clinton-Dix, G.B.	3	5	1.7	3	0
18t)	Shazier, Pit.	3	2	0.7	2	0
18t)	Mitchell, K.C.	3	0	0.0	0	0

WEEK 15 / THROUGH MONDAY, DECEMBER 18, 2017**NFL / LEADERS IN SACKS**

Rank	Player, Team	Sacks
1)	Jones, Ariz (LB)	15.0
2)	Campbell, Jac. (DE)	14.5
3)	Lawrence, Dal. (DE)	13.5
4)	Griffen, Min. (DE)	13.0
5)	Bosa, LA-C (DE)	11.5
6t)	Donald, LA-R (DE)	11.0
6t)	Ngakoue, Jac. (DE)	11.0
6t)	Suggs, Bal. (LB)	11.0
9)	Mack, Oak. (DE)	10.5
10t)	Addison, Car. (DE)	10.0
10t)	Heyward, Pit. (DE)	10.0
10t)	Ingram, LA-C (LB)	10.0
10t)	Jordan, N.O. (DE)	10.0
10t)	Miller, Den. (LB)	10.0
10t)	Peppers, Car. (DE)	10.0
16t)	Clayborn, Atl. (DE)	9.5
16t)	B. Graham, Phi. (DE)	9.5
16t)	Houston, K.C. (LB)	9.5
19t)	Atkins, Cin. (DT)	9.0
19t)	Clowney, Hou. (LB)	9.0
19t)	Kerrigan, Was. (LB)	9.0
19t)	Wake, Mia. (DE)	9.0
23)	Quinn, LA-R (LB)	8.5
24t)	Clark, Sea. (DE)	8.0
24t)	Hicks, Chi. (DE)	8.0
24t)	Jackson, Jac. (DT)	8.0
27t)	Bennett, Sea. (DE)	7.5
27t)	Fowler, Jac. (DE)	7.5
27t)	Irvin, Oak. (LB)	7.5
27t)	*Lawson, Cin. (DE)	7.5
27t)	Matthews, G.B. (LB)	7.5
27t)	Morgan, Ten. (LB)	7.5
33t)	Hunter, Min. (DE)	7.0
33t)	Irving, Dal. (DT)	7.0
33t)	Judon, Bal. (LB)	7.0
33t)	Perry, G.B. (LB)	7.0
33t)	Williams, Pit. (LB)	7.0
38t)	T. Flowers, N.E. (DE)	6.5
38t)	Pierre-Paul, NY-G (DE)	6.5
38t)	Zettel, Det. (DE)	6.5
41t)	Ansah, Det. (DE)	6.0
41t)	Dupree, Pit. (LB)	6.0
41t)	*McKinley, Atl. (DE)	6.0
41t)	Orakpo, Ten. (LB)	6.0
41t)	Short, Car. (DT)	6.0
41t)	Smith, Was. (LB)	6.0
41t)	*Watt, Pit. (LB)	6.0
48t)	Cox, Phi. (DT)	5.5
48t)	Dumervil, S.F. (DE)	5.5
48t)	Dunlap, Cin. (DE)	5.5
48t)	Jones, K.C. (DE)	5.5
48t)	Longacre, LA-R (LB)	5.5
48t)	Sheard, Ind. (LB)	5.5
48t)	Van Noy, N.E. (LB)	5.5

WEEK 15 / THROUGH MONDAY, DECEMBER 18, 2017

NFL / FUMBLE RECOVERIES

Rank	Player, Team	TotRec	OffRec	DefRec
1)	Winston, T.B.	7	7	0
2)	McCown, NY-J	6	6	0
3t)	Brissett, Ind.	5	5	0
3t)	Cutler, Mia.	5	5	0
3t)	David, T.B.	5	0	5
3t)	*Trubisky, Chi.	5	5	0
3t)	Wilson, Sea.	5	5	0
8t)	Erickson, Cin.	4	4	0
8t)	Flacco, Bal.	4	4	0
8t)	Wentz, Phi.	4	4	0
11t)	Bortles, Jac.	3	3	0
11t)	Brees, N.O.	3	3	0
11t)	Cousins, Was.	3	3	0
11t)	Gabbert, Ariz	3	3	0
11t)	Glennon, Chi.	3	3	0
11t)	Havenstein, LA-R	3	3	0
11t)	*Jackson, Chi.	3	0	3
11t)	D. Johnson, Cle.	3	3	0
11t)	Jones, Mia.	3	0	3
11t)	Kuechly, Car.	3	1	2
11t)	Manning, NY-G	3	3	0
11t)	*McKenzie, Den.	3	3	0
11t)	Mingo, Ind.	3	0	3
11t)	Mosley, Bal.	3	0	3
11t)	Raymond, NY-J-NY-G	3	3	0
11t)	Richard, Oak.	3	3	0
11t)	Rivers, LA-C	3	3	0
11t)	A. Smith, K.C.	3	3	0
11t)	Trufant, Atl.	3	1	2
11t)	Whitehead, Det.	3	0	3

WEEK 15 / THROUGH MONDAY, DECEMBER 18, 2017**NFL / OFFENSIVE FUMBLE RECOVERIES**

Rank	Player, Team	Ret	Yards	Avg	Long	TD
1)	Winston, T.B.	7	0	0.0	0	0
2)	McCown, NY-J	6	0	0.0	0	0
3t)	Brissett, Ind.	5	0	0.0	0	0
3t)	Cutler, Mia.	5	0	0.0	0	0
3t)	*Trubisky, Chi.	5	0	0.0	0	0
3t)	Wilson, Sea.	5	0	0.0	0	0
7t)	Erickson, Cin.	4	0	0.0	0	0
7t)	Flacco, Bal.	4	0	0.0	0	0
7t)	Wentz, Phi.	4	0	0.0	0	0
10t)	Bortles, Jac.	3	0	0.0	0	0
10t)	Brees, N.O.	3	0	0.0	0	0
10t)	Cousins, Was.	3	0	0.0	0	0
10t)	Gabbert, Ariz	3	0	0.0	0	0
10t)	Glennon, Chi.	3	0	0.0	0	0
10t)	Havenstein, LA-R	3	0	0.0	0	0
10t)	D. Johnson, Cle.	3	0	0.0	0	0
10t)	Manning, NY-G	3	0	0.0	0	0
10t)	*McKenzie, Den.	3	0	0.0	0	0
10t)	Raymond, NY-J-NY-G	3	0	0.0	0	0
10t)	Richard, Oak.	3	0	0.0	0	0
10t)	Rivers, LA-C	3	0	0.0	0	0
10t)	A. Smith, K.C.	3	0	0.0	0	0

NFL / DEFENSIVE FUMBLE RECOVERIES

Rank	Player, Team	Ret	Yards	Avg	Long	TD
1)	David, T.B.	5	21	4.2	21t	1
2t)	*Jackson, Chi.	3	75	25.0	75t	1
2t)	Jones, Mia.	3	52	17.3	38t	2
2t)	Mosley, Bal.	3	18	6.0	18	0
2t)	Whitehead, Det.	3	6	2.0	5	0
2t)	Mingo, Ind.	3	0	0.0	0	0
7t)	Clowney, Hou.	2	71	35.5	49	1
7t)	Fowler, Jac.	2	53	26.5	53t	1
7t)	Smith, Jac.	2	52	26.0	52	1
7t)	*White, Buf.	2	52	26.0	52t	1
7t)	Ingram, LA-C	2	39	19.5	39t	1
7t)	Kuechly, Car.	2	34	17.0	34t	1
7t)	Collins, NY-G	2	33	16.5	32	0
7t)	Hayden, Det.	2	27	13.5	27t	1
7t)	S. Richardson, Sea.	2	20	10.0	20	0
7t)	Trufant, Atl.	2	15	7.5	15t	1
7t)	Clayborn, Atl.	2	10	5.0	10t	1
7t)	Robertson, N.O.	2	8	4.0	8	0
7t)	Skrine, NY-J	2	8	4.0	8	0
7t)	Byard, Ten.	2	6	3.0	6	0
7t)	M. Collins, Dal.	2	6	3.0	6	0
7t)	Adams, Car.	2	4	2.0	4	0
7t)	*Adams, NY-J	2	0	0.0	0	0
7t)	Apple, NY-G	2	0	0.0	0	0
7t)	Burns, Pit.	2	0	0.0	0	0
7t)	Chung, N.E.	2	0	0.0	0	0
7t)	Cowser, Oak.	2	0	0.0	0	0
7t)	Harris, Min.	2	0	0.0	0	0
7t)	Hicks, Chi.	2	0	0.0	0	0
7t)	Jenkins, NY-J	2	0	0.0	0	0
7t)	Lawrence, Dal.	2	0	0.0	0	0
7t)	Martinez, G.B.	2	0	0.0	0	0
7t)	Morgan, Ten.	2	0	0.0	0	0
7t)	Neal, Atl.	2	0	0.0	0	0
7t)	Pierce, Bal.	2	0	0.0	0	0
7t)	Rollins, G.B.	2	0	0.0	0	0
7t)	*Te. Thompson, Sea.	2	0	0.0	0	0
7t)	S. Williams, Cin.	2	0	0.0	0	0

Team/Offense Rank (Within League)

	BAL	BUF	CIN	CLE	DEN	HOU	IND	JAX	KC	LAC	MIA	NE	NYJ	OAK	PIT	TEN	ARI	ATL	CAR	CHI	DAL	DET	GB	LAR	MIN	NO	NYG	PHI	SF	SEA	TB	WAS		
	27	29	32	26	20	16	31	6	5	7	28	2	25	19	4	22	TYds/G	21	9	17	30	15	13	23	10	8	1	24	3	14	12	11	18	
	31	30	25	26	29	20	32	12	2	6	27	3	23	13	7	17	TYds/P	28	4	18	22	14	11	21	5	9	1	24	8	19	15	10	16	
	12	6	32	17	14	15	22	1	10	23	29	16	19	25	21	13	RYds/G	30	8	4	11	3	31	18	7	9	5	28	2	24	20	27	26	
	17	13	30	4	19	18	29	9	1	23	24	15	22	14	26	12	RshAvg	31	7	10	8	3	32	6	11	21	2	27	5	20	16	25	28	
	29	32	28	26	21	18	30	19	7	3	20	1	23	16	2	25	PsYd/G	15	10	27	31	24	6	22	12	9	4	17	8	13	11	5	14	
	31	30	21	32	26	20	29	11	7	5	27	3	18	15	6	17	PassAvg	23	2	19	24	16	9	28	4	8	1	25	12	22	14	10	13	
	20	17	22	32	30	28	12	7	4	13	31	1	19	14	23	29	%HdInt	25	18	24	27	21	9	26	5	6	3	10	2	15	16	11	8	
	8	28	24	23	26	30	32	7	18	1	13	11	27	5	3	17	Sac/PP	29	4	16	21	14	25	31	9	6	2	10	15	20	19	12	22	
	19	30	32	21	24	10t	31	9	14t	8	26	1	27t	22t	3	22t	ID/Gm	16	7	10t	29	13	20	12	14t	6	5	27t	2	18	17	4	25	
	28	9	32	30	13	23	20	21	18	12	31	10	17	7	4	22	3D Eff	25	1	6	26	5	16	11	8	3	19	27	2	24	15	14	29	
	5	30	23	6	27	7	16	2	29	12t	26	8t	8t	20	12t	12t	4D Eff	18	28	24t	22	11	32	4	24t	31	1	21	3	17	12t	19	10	10
	2	13	9	26	15	14	32	4	22	11	21	18	31	27	30	12	PR Avg	23	20	19	17	10	1	5	3	6t	24	29	6t	16	25	8	28	
	1	24	19	7	9	22	15	10	8	28	17	5	21	14	32	23	KR Avg	29	12	20	16	3	31	6	2	4	25	27	26	30	13	11	18	
	13	22	8	7	19	2	23	24	20	3	18	27	11	4	29	1	GPntAV	9	21	12	10	26	25	17	5	32	6	28	14	30	16	31	15	
	11	18	12	19	24	8	5	25	17	10	14	20	22	3	26	1	NPntAV	27	16	6	28	9	21	4	2	23	7	32	15	13	30	29	31	
	8	23	29	32	24	14	31	5	6	16	26	4	20t	22	9	19	Pts/Gm	27	15	12	28	11	7	17	1t	10	3	30	1t	25	13	20t	18	
	8	10	14	29	27	22	9	17	5	32	3t	6t	16	23t	6t	20	FG%	25	18t	1	30t	21	12t	23t	2	15	18t	28	12t	3t	26	30t	11	

Opponent/Defense Rank (Within League)

	BAL	BUF	CIN	CLE	DEN	HOU	IND	JAX	KC	LAC	MIA	NE	NYJ	OAK	PIT	TEN	ARI	ATL	CAR	CHI	DAL	DET	GB	LAR	MIN	NO	NYG	PHI	SF	SEA	TB	WAS	
	10	23	19	16	1	25	30	3	28	14	17	29	24	21	4	13	TYds/G	7	9	5	8	18	27	26	12	2	11	32	6	22	15	31	20
	5	17	7	10	2	28	31	1	25	16	23	30	22	26	14	6	TYds/P	4	13	15	11	19	27	24	12	3	20	29	8	18	9	32	21
	14	25	32	7	4	10	29	19	27	30	13	26	21	15	8	3	RYds/G	6	9	5	11	12	16	20	24	2	18	31	1	22	17	23	28
	11	18	16	1	2	8	14	29	25	31	19	32	15	12	23	3	RshAvg	4	24	20	10	22	17	9	30	5	28	21	6	7	13	27	26
	9	17	8	21	2	27	30	1	26	4	15	29	20	23	5	25	PsYd/G	14	12	11	10	18	28	24	6	3	7	31	22	19	13	32	16
	5	18	8	24	12	30	32	1	23	4	20	22	21	28	10	14	PassAvg	13	7	9	16t	16t	26	27	3	2	15	29	6	25	11	31	19
	1	6	25	30	23	15	12	2	11	4	22	18	19	31	9	24	%HdInt	13	32	21	29	26	5	17	8	14	3	27	7	28	20	16	10
	9	30	7	25	12	17	29	1	28	6	27	21	26	22	3	10	Sac/PP	19	13	4	5	20	24	16	2	14	11	31	18	23	15	32	8
	10	11	24	22	2	5	31	3	25	21	6	23	14	27	8	7	ID/Gm	10	26	5	12t	21	31	29	8	3	12t	20	6	28	17	23	15
	7	21	18	22	6	26	17	13	24t	11	5	15	12	30	9	27t	4D Eff	17	19	9	20	29	13	30	12	1	18	26	4	28	16	32	15
	21	6	23	29	22	31	5	19	15	16	12	3	25	13	20	18	PR Avg	28	17	9	30	1	14	4	7	8	26	24	11	2	27	10	32
	2	17	15	9	31	24	1	14	7	29	4	6	19	8	13	28	KR Avg	11	32	21	23	20	18	26	12	27	30	16	22	10	3	25	5
	11	1	22	7	20	30	25	21	2	14	18	5	23	13	8	32	GPntAV	29	27	24	31	12	19	3	9	16	6	17	15	28	4	26	10
	14	3	5	10	15	28	31	13	4	12	21	8	27	26	30	32	NPntAV	29	23	20	24	7	1	6	2	11	17	22	9	19	16	18	25
	4	16	15	30	20	32	31	1	14	3	26t	6	26t	19	7	18	Pts/Gm	23t	9t	11	12t	17	25	21	5	2	9t	28	8	23t	12t	22	29
	22t	27	22t	18	19	31	8	26	11t	16t	3	2	4	21	11t	29	FG%	32	14	15	30	6	5	24	1	25	10	7	11t	20	28	16t	9

EAGLES CARE COMMUNITY MONDAY



PHILADELPHIA WOODEN BOAT FACTORY END OF YEAR SHOWCASE MONDAY, DECEMBER 18, 2017

Location: Philadelphia Wooden Boat Factory Boat Shop

Eagles Participation: WR Mack Hollins, K Caleb Sturgis

The Philadelphia Wooden Boat Factory was founded in 1996 by Geoffrey McKonly, who believed disengaged youth needed a hands-on activity in a constructive environment to help them develop and apply academic skills. Nearly two decades later, the organization works to engage urban teens in hands-on boat building and on-water programming to nurture the problem solving, communication and collaboration skills needed to become confident, capable adults.


To help celebrate in the accomplishments students achieved through various projects offered by the Philadelphia Wooden Boat

Factory this year, Eagles players paid a special visit to the boat shop on Monday. Students had the opportunity to showcase their work to the players, which included scientific demonstrations on water quality, the boat building process and how they were assembled from scratch, as well as a presentation on how to successfully rig a boat.


As one of three Eagles Care partners in 2017, the Philadelphia Wooden Boat Factory is working closely with the Eagles in an effort to amplify their local impact in the community. For more information, please visit www.WoodenBoatFactory.org.



Mack Hollins



Caleb Sturgis



*During the NFL season, Mondays and Tuesdays are typically non-practice days for the team. Many Eagles players use this opportunity to enhance the quality of life for residents in the Delaware Valley through the **Eagles Care Community Monday** initiative.*

EAGLES IN THE COMMUNITY



As proud Philadelphians who take their responsibility to the community seriously, the Eagles believe there is no offseason to good citizenship.

Since Jeffrey Lurie became owner in 1994, the Eagles have generously contributed more than \$25 million in charitable giving to organizations and neighborhoods throughout the Greater Philadelphia region. Under Lurie's direct leadership and guidance, the Eagles continue to strengthen and support these organizations through joint effort partnerships, all based on the belief that strong non-profits build strong communities.

The Eagles host a variety of events and campaigns that aim to inspire, motivate and educate. As a professional football team, the Eagles have a unique platform to reach the community and have long-lasting effects.

The team takes great pride in serving the fans, local non-profits and the region at large, because to the Eagles, making the Delaware Valley proud is just as important off the field as it is on it.



Doug Pederson



Brandon Graham

SOARING TO NEW HEIGHTS IN THE DELAWARE VALLEY

Eagles Care

2016 Eagles Care Partners



2015 Eagles Care Partners



Each year, the Eagles cultivate season-long strategic partnerships with local non-profits as a way to help strengthen their core work and increase their positive impact on the community.

2017 Eagles Care Partners



2014 Eagles Care Partners



2013 Eagles Care Partners



Community Mondays



Jordan Hicks

Eagles players use their day off during the season to positively impact the region by visiting local children's hospitals, elementary schools, retirement and environmental centers, food pantries and more.

Huddle Up for Autism



This family-fun day at Lincoln Financial Field sets out to educate, raise awareness and fundraise for CHOP's Center for Autism Research, all while creating a carnival-like atmosphere for families touched by autism.

A Crucial Catch



By creating awareness and raising much-needed funds, the team has contributed more than \$1.4 million to breast cancer research through *A Crucial Catch* campaign. All proceeds support the Sidney Kimmel Cancer Center at Jefferson University.

Playground Build



Alshon Jeffery

The entire Eagles organization teams up with a local elementary school and helps revitalize its playground. What was once a barren school yard transforms into a beautiful new space for play and recreation through this initiative.

Chess Tournament



Caleb Sturgis

Due to the critical and strategic thinking skills that the game of chess develops, the Eagles and After-School Activities Partnership collaborate annually on a day-long chess tournament for children at Lincoln Financial Field.

Youth Football & NFL PLAY 60



Trey Burton

The Eagles are dedicated to supporting safe play and to helping develop a love of the game through youth football in the Greater Philadelphia region. They further this mission by encouraging healthy eating and physical fitness through NFL PLAY 60.

EAGLES CHARITABLE FOUNDATION



Vinny Curry




Jeffrey Lurie



Founded in 1995, Eagles Charitable Foundation (ECF) is a 501(c)(3) public charity committed to improving the health outcomes for youth in the Greater Philadelphia area.

ECF leverages the star power of the Philadelphia Eagles and uses its unique platform to focus on two specific areas of need in the community: **providing vital eye care for underserved youth** and **investing key resources into autism research and services**.

In order to have this monumental impact on the community, public and individual donors are called upon to lend a helping hand. The Eagles, corporations, foundations and kindhearted individuals have all played an integral role in supporting the more than one million children in the tri-state region that ECF has assisted since its inception.

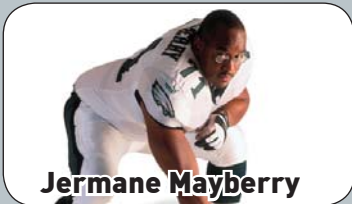


TAKING FLIGHT FOR AUTISM



Since the inaugural Taking Flight for Autism fundraiser in 2016, ECF has contributed approximately **\$1.6 MILLION** to autism support and research programs at Children's Hospital of Philadelphia and the Center for Autism Research.

EAGLES EYE MOBILE

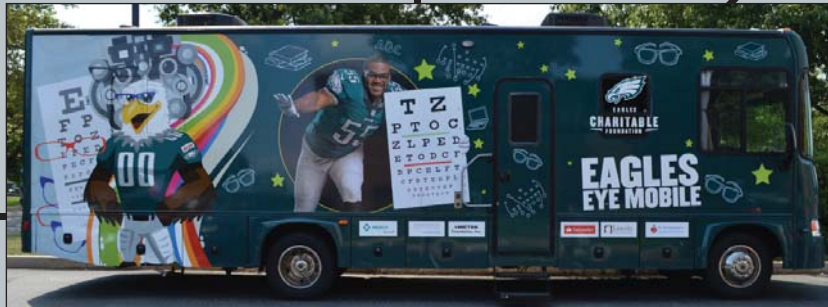


Jermame Mayberry

Travels to a different school each day to make free comprehensive vision care accessible for local youth. Each child receives an eye exam and, if needed, prescription glasses are made on the spot by an optician in the accompanying Eagles Glasses Lab.

82,100+
Number of children provided with vision care (since 1995)

Co-founder & Pro Bowl guard



57,200+
Number of eyeglasses provided (since 1995)

EAGLES AUTISM CHALLENGE



presented by  Lincoln Financial Group®

RIDE
RUN
WALK

REGISTER NOW:
eaglesautismchallenge.org



www.EaglesAutismChallenge.org

Eagles Autism Challenge
Saturday, May 19, 2018

DID YOU KNOW that Autism Spectrum Disorder is one of the fastest-growing developmental disorders in the world? It is now being identified **at a rate of 1 in 68 births - 1 in every 42 boys**. While there is no medical detection or cure, its numbers continue to grow at an alarming rate. Autism has been historically underfunded, under-researched and commonly misunderstood.

The inaugural **Eagles Autism Challenge** is a landmark cycling (15, 30 and 50 miles) and 5K run/walk event dedicated to raising critical funds for autism research and support. All four routes will begin at Lincoln Financial Field, giving participants the unique experience to navigate around the City of Philadelphia and its suburbs, before returning to the stadium and crossing the finish line on the field.

A 501(c)(3) organization, Eagles Autism Challenge, Inc., will direct 100% of participant-raised funds to autism research and programs at three nationally recognized research institutions - **Children's Hospital of Philadelphia, Drexel University, and Thomas Jefferson University and Jefferson Health**.

The event will be fully backed and supported by Eagles players, coaches, alumni, executives, cheerleaders and SWOOP.

Let's advance autism research together.



Carson Wentz

FAN EXPERIENCES



Whether it is in-season or out, the Eagles are always searching for unique ways to create lifelong memories and once-in-a-lifetime experiences for generations of Eagles fans.

The organization works diligently to engage with people of all ages. From adults to the youngest fan, the Eagles offer exclusive events and opportunities on a year-round basis that set out to leave a lasting smile on the face of every single person.

Annual events like Junior Pro Day, Junior Cheer Clinic, Football Festival for Women, Training Camp open practices and the Fantasy Draft Party, among others, have allowed fans to connect with their favorite team, players and franchise legends like never before. Many of these programs have even developed into family traditions for some, bringing together loved ones from all over the country.

The Eagles will continue to use its unique platform as a professional sports team to cater to every fan in the City of Philadelphia and beyond.



Carson Wentz



Spotlight Forum



Training Camp Open Practices



Fantasy Draft Party at Lincoln Financial Field



Junior Pro Day



KIDS CLUB Halloween Party




Junior Cheer Clinic



Football Festival for Women

GO GREEN PROGRAM



The Eagles believe the path to sustainability is a journey, not a destination, which is why they developed their *Go Green* program in 2003 with the opening of Lincoln Financial Field.

What started with a blue recycling bin under each employee's desk has grown into a company-wide sustainability initiative that aims to reduce the organization's overall impact on the environment in a financially-responsible manner.

With the help of partners and fans, the Eagles have been able to develop a multi-year curriculum and action plan that incorporates green energy production, recycling, composting, energy efficiency and reforestation, among other ventures.

The Eagles, who wear the color "green" with pride, view it as their responsibility to be leaders both on and off the football field.

SOLAR & WIND ENERGY

In March 2012, the Eagles and NRG announced a sustainable energy partnership, which made the organization's vision of clean power at Lincoln Financial Field a reality. When the project became fully operational in February 2013, it allowed the Eagles' home in Philadelphia to be among the greenest major sports facilities in the world.

SOLAR & WIND STATISTICS

- Largest solar power system in the NFL
- Produces around four megawatts of energy annually
- Four megawatts equates to roughly 30% of the team's annual energy usage and is about six times the amount of power needed for all of the team's 10 home games each season
- Through the purchase of renewable energy credits, 100% of the team's operations are powered by the sun and wind

WIND TURBINE FACTS

- 14 total
- Height: 15 feet
- Width: 9.8 feet
- Weight: 1,016 pounds



SOLAR PANEL FACTS

- 11,108 total
- 274,848 total square feet
- North Parking Lot: 8,096 panels
- Roof: 1,452 panels
- Solar Wing: 1,380 panels
- 11th Street Pavilion: 180 panels



GO GREEN PARTNERS



SUSTAINABILITY & ENVIRONMENTAL EFFORTS

- Lincoln Financial Field's annual electricity usage has been cut by more than 50% since 2003
- Through the team's energy-from-waste program, the Eagles are able to divert more than 99% of their waste from landfills
- The removal of all waste and recycling products is managed by Waste Masters Solutions, a leading environmental provider
- With the help of The Conservation Fund, the Eagles offset 100% of all team travel through the "Go Zero" program
- The team supports reforestation projects by planting trees in various cities, including the "Eagles Forest" in Bensalem, PA
- In 2013, the Eagles became the second NFL team to receive LEED silver certification by the US Green Building Council
- Cups and flatware are created from bio-plastics which biodegrade in just 45 days
- To conserve energy, lower-wattage light bulbs and automatic sensors/timers have been installed in team buildings
- Corporate offices are stocked with paper made from 100% chlorine-free post-consumer fibers

LINCOLN FINANCIAL FIELD



Home to the Philadelphia Eagles, Lincoln Financial Field is a prime destination for world-class entertainment, providing the highest-quality sports and entertainment experience for fans in a safe, clean and friendly environment.

In addition to 10 Eagles home games each season, Lincoln Financial Field continues to showcase high-profile sporting events and unique experiences year-round.

Since opening in August 2003, Lincoln Financial Field has hosted 28 sold-out concerts, has welcomed some of the world's most distinguished soccer clubs and serves as the home to Temple University football and the historic Army-Navy game. Additionally, the stadium has hosted multiple NCAA Lacrosse Championships, as well as Monster Jam and many other marquee events.

A state-of-the-art facility located in the heart of Philadelphia, Lincoln Financial Field will continue to provide an electrifying atmosphere for the public in its effort to become one of the world's most admired stadiums for sports and entertainment.

BY THE NUMBERS

Broke Ground	May 7, 2001
Opened	August 3, 2003
Revitalized	Feb. '12 - Aug. '14
Capacity	69,596
Executive Suites	172
Concessions	62
HD Televisions	1,185
Wi-Fi Connections	45,000
North End Zone HD Video Board	5,184 square feet
South End Zone HD Video Board	4,320 square feet
Concerts	28
Soccer Matches	20
Home Record (Regular Season + Playoffs)	68-51 (.571)
Twitter	@LFFStadium




LINCOLN FINANCIAL FIELD





\$125M Stadium Revitalization (Feb. 2012 to Aug. 2014)

- ***Two video boards (9,504 sq. ft.)***
- ***360° LED ribbon-board displays***
- ***Two upper concourse bridges***
- ***1,626 additional seats***
- ***1,185 brand-new HD TVs***
- ***Club and suite enhancements***
- ***Upgraded team imagery***
- ***Integrated Wi-Fi system***



Axalta Tunnel Club (Opened in August 2016)

- ***1,400 sq. ft. premium lounge space***
- ***58 seats behind end zone equipped with:***
 - ***USB charging stations***
 - ***Microsoft Surface tablets***
 - ***Storage space & in-seat service***
- ***All-inclusive food and beverage***
- ***Behind-the-scenes access to Eagles tunnel***






HOME TO THE PHILADELPHIA EAGLES



WORLD TOURS & CONCERTS

- June 18, 2017: U2
- May 12, 2017: Metallica
- September 29, 2016: Beyoncé
- August 6, 2016: Coldplay
- July 14, 2016: Guns N' Roses
- June 25, 2016: Kenny Chesney
- June 5, 2016: Beyoncé
- September 1, 2015: One Direction
- August 30, 2015: Kevin Hart
- July 11, 2015: Kenny Chesney
- June 13, 2015: Taylor Swift
- June 12, 2015: Taylor Swift
- August 15, 2014: Luke Bryan
- August 14, 2014: One Direction
- August 13, 2014: One Direction
- July 20, 2013: Taylor Swift
- July 19, 2013: Taylor Swift
- June 8, 2013: Kenny Chesney
- June 16, 2012: Kenny Chesney
- August 6, 2011: Taylor Swift
- July 14, 2011: U2
- June 18, 2011: Kenny Chesney
- June 27, 2009: Kenny Chesney
- July 19, 2008: Kenny Chesney
- June 23, 2007: Kenny Chesney
- August 11, 2003: Bruce Springsteen
- August 9, 2003: Bruce Springsteen
- August 8, 2003: Bruce Springsteen



THE ARMY-NAVY GAME



- ### ARMY-NAVY HISTORY (LFF)
- December 12, 2015: Navy, 21-17
 - December 14, 2013: Navy, 34-7
 - December 8, 2012: Navy, 17-13
 - December 11, 2010: Navy, 31-17
 - December 12, 2009: Navy, 17-3
 - December 6, 2008: Navy, 34-0
 - December 2, 2006: Navy, 26-14
 - December 3, 2005: Navy, 42-23
 - December 4, 2004: Navy, 42-13
 - December 6, 2003: Navy, 34-6





NATIONAL & INTERNATIONAL SOCCER MATCHES



- July 19, 2017: USA vs. El Salvador (Gold Cup)
- June 14, 2016: Costa Rica vs. Panama (Gold Cup)
- June 11, 2016: Chile vs. Panama (Copa America)
- June 9, 2016: USA vs. Paraguay (Copa America)
- June 9, 2016: Uruguay vs. Venezuela (Copa America)
- July 26, 2015: CONCACAF Gold Cup Final
Mexico vs. Jamaica
- August 2, 2014: A.S. Roma vs. Inter Milan
- August 11, 2012: Real Madrid vs. Celtic
- August 10, 2011: USA vs. Mexico (men)
- July 23, 2011: Philadelphia Union vs. Real Madrid
- May 29, 2010: USA vs. Turkey (men)
- May 15, 2010: Philadelphia Union vs. FC Dallas
- April 10, 2010: Philadelphia Union vs. DC United
- September 13, 2008: USA vs. Ireland (women)
- November 6, 2004: USA vs. Denmark (women)
- August 2, 2004: A.C. Milan vs. Chelsea
- July 28, 2004: Manchester United vs. Glasgow Celtic
- September 25, 2003: Women's World Cup
- September 20, 2003: Women's World Cup
- August 3, 2003: Manchester United vs. FC Barcelona



STADIUM ENTERTAINMENT & FAN ENGAGEMENT



PAVING THE ROAD TO VICTORY!

In May 2016, the "Eagles FanWalk" was constructed outside of the Northeast entrance gate at Lincoln Financial Field. This honorary walkway, which showcases the passion that fans have for the Eagles and their families, features more than 3,800 personally engraved pavers that line the way for guests entering the stadium. The "Eagles FanWalk" ensures that each member engraved across the pathway will have a special place in Eagles history.



Darien Street Mural

