



MIAMI DOLPHINS WEEKLY RELEASE

WEEK 16

MIAMI DOLPHINS (6-8) AT KANSAS CITY CHIEFS (8-6)

SUNDAY, DEC. 24, 2017 | 1 PM ET | ARROWHEAD STADIUM | KANSAS CITY, MO.





2017 MIAMI DOLPHINS SCHEDULE

IMPORTANT DATES

JANUARY 15, 2018

Deadline for underclassmen to declare for the NFL draft

JANUARY 28, 2018

Pro Bowl
Orlando, Fla.

FEBRUARY 4, 2018

Super Bowl LII
Minneapolis, Minn.

MARCH 14, 2018

2018 League Year Begins

APRIL 26-28, 2018

2018 NFL Draft
Arlington, Texas

PRESEASON

DATE	OPPONENT	STADIUM	TIME/ RESULT	NETWORK	RADIO	PRESENTING SPONSOR	GIVEAWAY
Thurs., Aug. 10	Atlanta Falcons	Hard Rock Stadium	W, 23-20	WFOR CBS4	560 WQAM KISS 99.9		
Thurs., Aug. 17	Baltimore Ravens	Hard Rock Stadium	L, 7-31	WFOR CBS4	560 WQAM KISS 99.9		
Thurs., Aug. 24	at Philadelphia Eagles	Lincoln Financial Field	L, 31-38	WFOR CBS4	560 WQAM KISS 99.9		
Thurs., Aug. 31	at Minnesota Vikings	U.S. Bank Stadium	W, 30-9	WFOR CBS4	560 WQAM KISS 99.9		

REGULAR SEASON

DATE	OPPONENT	STADIUM	TIME/ RESULT	NETWORK	RADIO	PRESENTING SPONSOR	GIVEAWAY
BYE WEEK							
Sun., Sept. 17	at Los Angeles Chargers	StubHub Center	W, 19-17	CBS	560 WQAM KISS 99.9		
Sun., Sept. 24	at New York Jets	MetLife Stadium	L, 6-20	CBS	560 WQAM KISS 99.9		
Sun., Oct. 1	New Orleans Saints	Wembley Stadium (London)	L, 0-20	FOX	560 WQAM KISS 99.9		
Sun., Oct. 8	Tennessee Titans	Hard Rock Stadium	W, 16-10	CBS	560 WQAM KISS 99.9		Co-Branded Cancer Awareness Wristbands
Sun., Oct. 15	at Atlanta Falcons	Mercedes-Benz Stadium	W, 20-17	CBS	560 WQAM KISS 99.9		
Sun., Oct. 22	New York Jets	Hard Rock Stadium	W, 31-28	FOX	560 WQAM KISS 99.9		
Thurs., Oct. 26	at Baltimore Ravens	M&T Bank Stadium	L, 0-40	CBS/NFLN/ Amazon	560 WQAM KISS 99.9		
Sun., Nov. 5	Oakland Raiders	Hard Rock Stadium	L, 24-27	NBC	560 WQAM KISS 99.9		
Mon., Nov. 13	at Carolina Panthers	Bank of America Stadium	L, 21-45	ESPN	560 WQAM KISS 99.9		
Sun., Nov. 19	Tampa Bay Buccaneers	Hard Rock Stadium	L, 20-30	FOX	560 WQAM KISS 99.9		Co-Branded Sunglasses & Sunglass Pouch
Sun., Nov. 26	at New England Patriots	Gillette Stadium	L, 17-35	CBS	560 WQAM KISS 99.9		
Sun., Dec. 3	Denver Broncos	Hard Rock Stadium	W, 35-9	FOX	560 WQAM KISS 99.9		Co-Branded "Go Fins" Rollabanna
Mon., Dec. 11	New England Patriots	Hard Rock Stadium	W, 27-20	ESPN	560 WQAM KISS 99.9	Hard Rock Hotel	
Sun., Dec. 17	at Buffalo Bills	New Era Field	L, 16-24	CBS	560 WQAM KISS 99.9		
Sun., Dec. 24	at Kansas City Chiefs	Arrowhead Stadium	1 p.m.	CBS	560 WQAM KISS 99.9		
Sun., Dec. 31	Buffalo Bills	Hard Rock Stadium	1 p.m.	CBS	560 WQAM KISS 99.9		

* Game subject to flex scheduling
All times EASTERN



All Dolphins games can be heard on 560 WQAM and Kiss 99.9, the flagship stations of the Miami Dolphins Radio Network, Dolphins.com and throughout South and Central Florida on stations that make up The Miami Dolphins Radio Network. In addition to the game broadcasts, the stations will feature expanded pre-, halftime and postgame shows. Dolphins fans who tune into Miami's Sportsradio 560 WQAM will have the opportunity to listen to live broadcasts of Head Coach Adam Gase's day-after game press conferences and "Dolphins Friday," a day of Dolphins' centric-content on the station featuring interviews with players, coaches, and team executives. Fans can also listen to the Dolphins in Spanish on Univision Deportes Radio WQBA 1140 AM.

2017 AFC EAST STANDINGS

TEAM	W	L	PCT	PF	PA
Patriots	11	3	.786	395	274
Bills	8	6	.571	264	306
Dolphins	6	8	.429	252	342
Jets	5	9	.357	285	342



WEEK 16: KANSAS CITY CHIEFS TABLE OF CONTENTS

MEDIA INFORMATION	2-3
DOLPHINS EN ESPAÑOL	4
TEAM NOTES	5
OFFENSE NOTES	6-7
DEFENSE NOTES	8-9
SPECIAL TEAMS NOTES	10
WHAT TO LOOK FOR	11-12
THE DOLPHINS VS. THE CHIEFS	13-15
THE LAST MEETING VS. THE CHIEFS	16
2017 ROOKIE CLASS	17
HARD ROCK STADIUM MODERNIZATION	18-21
MIAMI DOLPHINS IN THE COMMUNITY	22-26
DOLPHINS RADIO	27
HALL OF FAME DE/LB JASON TAYLOR	28
DEPTH CHART	29
PROJECTED CONTRIBUTORS	30-31
TRANSACTIONS	32-33
NUMERICAL ROSTER	34
ALPHABETICAL ROSTER	35
POSITIONAL ROSTER/PRONUNCIATIONS	36
HOW THEY WERE ACQUIRED	37
2017 GAME RECAPS	38-51
SUPPLEMENTAL STATISTICS	53-67
THE LAST TIME IT HAPPENED	68-73
LAST WEEK'S GAME BOOK	74-90
2017 NFL STANDINGS	91

MIAMI DOLPHINS MEDIA WEBSITE

media.miamidolphins.com

The Miami Dolphins media website features everything a media member needs to cover the team. Visitors can find transcripts, press releases, weekly releases, credentials, notes, gamebooks, flip cards an archive of old media guides and gamebooks and more by visiting media.miamidolphins.com.



WEEKLY MEDIA SCHEDULE: WEEK 16 AT KANSAS CITY

19 TUE	20 WED	21 THU	22 FRI	23 SAT	24 SUN	25 MON
No media availability	<p><u>Head Coach Adam Gase</u> 11:55 p.m. (media work room)</p> <p><u>Practice*</u> 1:15 - 3:05 p.m.</p> <p><u>Players (open locker room)</u> Following Practice</p> <p><u>QB Jay Cutler & DT Ndamukong Suh</u> Following practice at podium (interview room in lobby)</p> <p><u>Conference Calls</u> 1 p.m. - Chiefs Head Coach Andy Reid</p>	<p><u>Coordinators</u> 11:30 a.m. (media work room)</p> <p><u>Head Coach Adam Gase</u> 12:15 p.m. (media work room)</p> <p><u>Practice*</u> 1:10 - 2:45 p.m.</p> <p><u>Players (open locker room)</u> Following Practice</p>	<p><u>Practice*</u> 12:25 p.m. - 1:20 p.m.</p> <p><u>Players (open locker room)</u> Following Practice</p> <p><u>Head Coach Adam Gase</u> Following practice (media work room)</p>	No media availability	<p><u>Week 16 at Kansas City</u> 1 p.m. TV - CBS</p>	TBD

* Practice will be open to media for approximately 30 minutes

DOLPHINS ON THE AIR

Television:	WFOR-TV (CBS 4 - Miami-Ft. Lauderdale) WPEC-TV (West Palm Beach) WINK-TV (Ft. Myers)	
Broadcasters:	Kevin Harlan – Play-By-Play Rich Gannon – Color Analyst Jenny Dell – Sideline	
Local Radio:	Dolphins Radio Network KISS 99.9-FM WQAM 560-AM	
Broadcasters:	Jimmy Cefalo – Play-By-Play Bob Griese – Color Analyst Joe Rose – Color Analyst Kim Bokamper – Sideline	
Spanish Radio:	Dolphins Spanish Radio WQBA-1140 AM	
Broadcasters:	Raul Striker Jr. – Play-By-Play Eduardo Martell – Color Analyst	

FREQUENT FLYERS

Miami's nine games played outside of Florida in 2017 will have the team travel a total of **27,520 miles (round trip)** away from home. **It is the most miles traveled by the Dolphins in a single regular season in franchise history.** The 27,520 road-game miles is **the most of any NFL team located outside of the Pacific time zone** in 2017 and the fourth-most in the NFL, behind the Los Angeles Rams, Oakland Raiders and Arizona Cardinals.

MOST MILES (2017)

RNK	TEAM	MILES
1	Los Angeles Rams	32,600
2	Oakland Raiders	30,899
3	Arizona Cardinals	30,035
4	MIAMI DOLPHINS	27,520
5	Los Angeles Chargers	26,134
6	Jacksonville Jaguars	24,522
7	Seattle Seahawks	24,121
8	San Francisco 49ers	24,092

* Regular season games only

COMMUNICATIONS DEPARTMENT



JASON JENKINS

Sr. Vice President, Communications & Community Affairs

O: 954-452-7174
JJenkins@dolphins.com



MATT TAYLOR

Sr. Director of Football Communications

O: 954-452-7179
MattTaylor@dolphins.com



THERESA GARNER

Corporate Communications Manager

O: 305-943-1451
TGarnier@dolphins.com



BRETT BRECHEISEN

Football Communications Manager

O: 954-452-7190
BBrecheisen@dolphins.com



RENZO SHEPPARD

Football Communications Manager

O: 954-452-7144
RSheppard@dolphins.com



GAYLE BADEN

Communications Coordinator

O: 954-452-7173
GBaden@dolphins.com



SYDNEY WADE

Communications Coordinator

O: 954-452-7198
SWade@dolphins.com



RYAN MURPHY

Communications Staff Assistant

O: 954-452-7114
RMurphy@dolphins.com



MIAMI DOLPHINS MEDIA WORKROOM ACCESS & PARKING INFORMATION FOR THE 2017 SEASON

As a reminder, the workroom for accredited media covering the Miami Dolphins is located behind the Dolphins Pro Shop at the Baptist Health Training Facility at Nova Southeastern University. Access to the media workroom is granted by the Communications Staff to members of the media upon their arrival at training camp.

Parking passes are distributed by the Communications Department. The passes **need to be clearly displayed** to gain entry into the media parking areas. Media parking is available at the Nova Southeastern University Medical School garage (HPD Garage), which is next to the Dolphins Pro Shop, and located near the intersection of University Drive and S.W. 30th Street, between Griffin Road and I-595. Access to this garage is off University Drive and S.W. 30th Street. In the event the HPD Garage is full, the overflow media parking will be in the AUX Parking Lot next to the NOVA Softball fields.

PLEASE NOTE – ALL MEDIA ARE ASKED TO PARK ON THE SECOND FLOOR OF THE HPD GARAGE. PARKING ON THE FIRST FLOOR IS RESERVED FOR NOVA PATIENTS ONLY. THE GARAGE WILL BE MONITORED BY NOVA AND THOSE WHO PARK ON THE FIRST FLOOR WILL BE TICKETED.

PLEASE PREARRANGE ALL LIVE TRUCK PARKING through the Miami Dolphins Communications Department.

DIRECTIONS TO PARKING GARAGE AT NOVA SOUTHEASTERN UNIVERSITY

FROM I-95 OR FLORIDA'S TURNPIKE

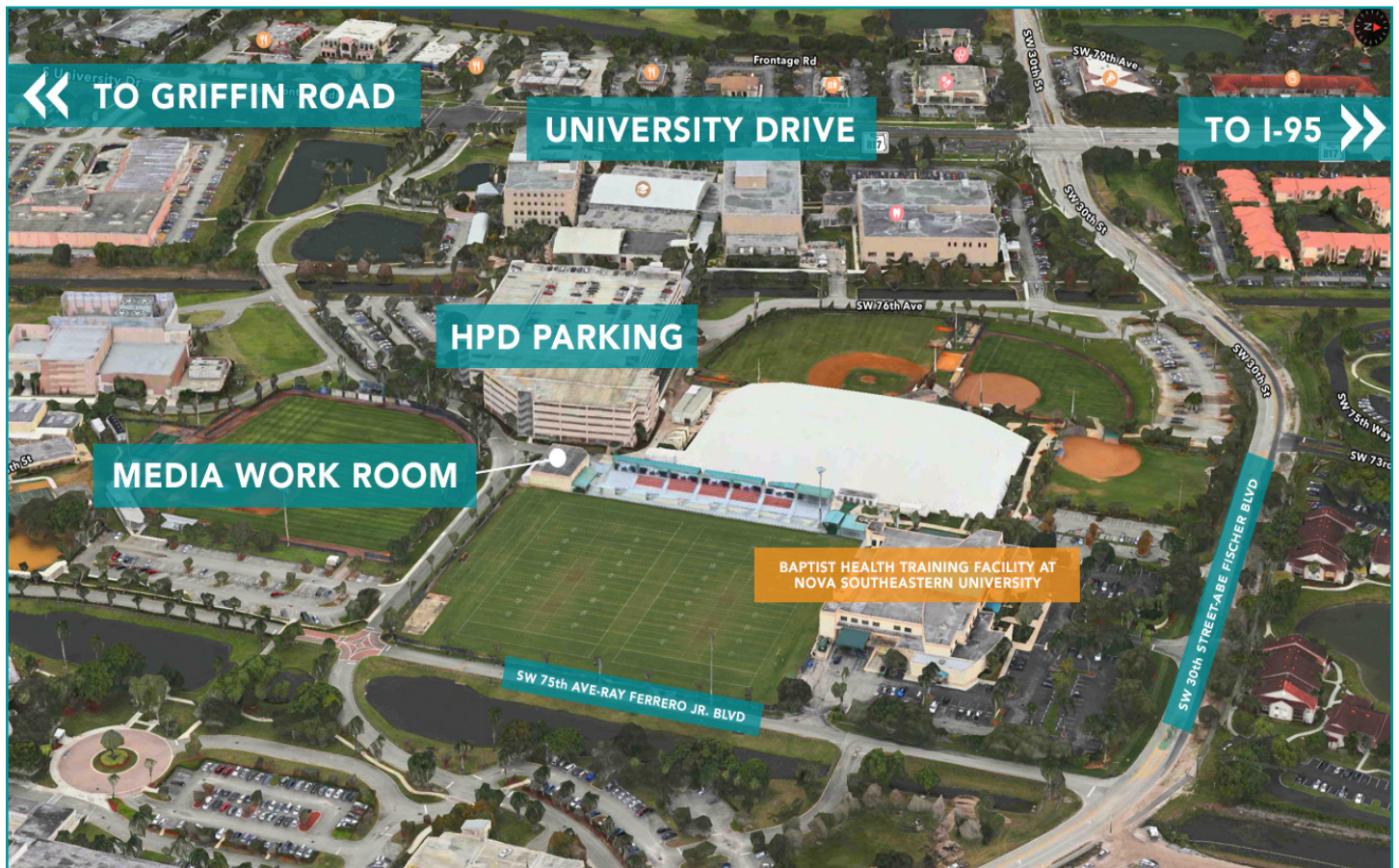
Exit at I-595; proceed west to University Drive exit
Turn left (south) onto University Drive
Proceed to S.W. 30th Street (Abe Fischler Blvd.) turn left (east)
Proceed past the Miami Dolphins facility to Ray Ferrero Jr. Blvd.
Turn right and parking garage will be on your right.

UNIVERSITY DRIVE

From north of I-595
Take University Drive south past I-595 to S.W. 30th Street (Abe Fischler Blvd.) turn left (east).
Proceed past the Miami Dolphins facility to Ray Ferrero Jr. Blvd.
Turn right and parking garage will be on your right.

FROM SOUTH OF GRIFFIN ROAD

Take University Drive north past Griffin Road to S.W. 30th Street (Abe Fischler Blvd.) turn right (east)
Proceed past the Miami Dolphins facility to Ray Ferrero Jr. Blvd.
Turn right and parking garage will be on your right.





DOLPHINS EN ESPAÑOL

MIAMI VIAJA A ARROWHEAD PARA EL FINAL EN LA CARRETERA

Los Dolphins juegan su último partido en la carretera de 2017 el domingo 24 de diciembre a las 1 p.m. cuando enfrentan a los Chiefs de Kansas City en Arrowhead Stadium. Es el primer viaje de Miami a Kansas City desde el 6 de noviembre de 2011 y los Dolphins no han perdido en el local desde el 29 de septiembre de 2002, ganando los pasados dos en Arrowhead.

Miami ganó 31-3 en el enfrentamiento de 2011 y tiene un récord de 5-6 históricamente en Kansas City, incluyendo una victoria en la ronda divisional AFC en la postemporada de 1971, cuando ganaron en el día de Navidad, el 25 de diciembre de 1971, en el juego más largo en la historia del NFL, una ganada de 27-24 en doble extra tiempo.

El partido contra los Chiefs marca la tercera en seguida para los Dolphins contra un equipo con un récord ganador.

DOLPHINS 6-6 EN LOS PASADOS 12 EN LA CARRETERA

Los Dolphins tienen un récord de 6-6 en los pasados 12 partidos de temporada regular en la carretera, empatado para la novena mejor marca en el NFL. Bajo entrenador jefe Adam Gase, los Dolphins han ganado ambos partidos en la carretera contra opositores del AFC Oeste, venciendo a los Chargers en San Diego el 13 de noviembre de 2016 y de nuevo en Los Ángeles el 17 de septiembre de 2017.

ENTRE LOS LÍDERES EN EL NFL EN ATRAPADAS

Receptor Jarvis Landry tiene 98 atrapadas este año, segundas más en el NFL esta temporada. Landry también tiene ocho touchdowns, más que cualquier otro año en su carrera, y empatado para sexto en el NFL.

MÁS ATRAPADAS EN EL NFL (2017)			
RNK	JUGADOR	EQUIPO	ATR.
1.	Antonio Brown	Pittsburgh	101
2.	JARVIS LANDRY	MIAMI	98
3.	Michael Thomas	New Orleans	94
4.	Larry Fitzgerald	Arizona	92
	DeAndre Hopkins	Houston	92

ACERCÁNDOSE AL RÉCORD DEL EQUIPO

Con 98 atrapadas esta temporada, receptor Jarvis Landry ya tiene las segundas más atrapadas en una sola temporada en la historia del equipo. Solo necesita 13 más en los dos partidos finales para superar su propio récord de 110. Cada de los cuatro años de Landry en el NFL han sido clasificados en los mejores siete en la historia de los Dolphins en términos de más atrapadas.

MÁS ATRAPADAS EN UN AÑO EN LA HISTORIA DE LOS DOLPHINS

RNK	JUGADOR	AÑO	ATR.
1.	JARVIS LANDRY	2015	110
2.	JARVIS LANDRY	2017	98
3.	JARVIS LANDRY	2016	94
4.	O.J. McDuffie	1998	90
5.	Mark Clayton	1988	86
6.	Brandon Marshall	2010	86
7.	JARVIS LANDRY	2014	84
8.	Chris Chambers	2005	82

DRAKE ENTRE LOS MEJORES EN EL NFL EN LAS PASADAS TRES SEMANAS

Kenyan Drake se convirtió en el corredor titular de los Dolphins en Semana 13 contra Denver debido a la lesión de corredor Damien Williams. Desde entonces, Drake ha acumulado 64 carreras para 312 yardas (4.9 prom.) y dos touchdowns. Las 312 yardas son las segundas más en la liga durante los pasados tres semanas y las 64 carreras son terceras. Drake también lidera el NFL con 78 toques (carreras y atrapadas) y es tercero con 447 yardas totales en ese lapso.

MÁS YARDAS DE CARRERA (SEMANA 13 – SEMANA 15)

RNK	JUGADOR	EQUIPO	CAR	YDS	PROM
1.	Todd Gurley	L.A. Rams	53	322	6.1
2.	KENYAN DRAKE	MIAMI	64	312	4.9
3.	Kareem Hunt	Kansas City	58	311	5.4

LA OFENSA DE LOS DOLPHINS DURANTE LAS PASADAS SEIS SEMANAS

Los Dolphins han enfrentado cuatro de las mejores 10 defensas en el NFL durante las pasadas seis semanas y sin embargo han mejorado su producción ofensiva. Desde Semana 10, Miami ha enfrentado Carolina (No. 5 en defensa total), New England dos veces (No. 6 en defensa de anotación) y Denver (No. 1 en defensa total), pero han visto su producción ofensiva incrementando comparado a los primeros nueve juegos, aunque han usado dos diferentes quarterbacks titulares:

SEMANAS 1-9

STAT	RNK	CATEGORÍA	RNK	STAT
270.3	31	Ofensa Total	15	343.3
192.6	29	Ofensa de Tiro	12	240.8
77.6	30	Ofensa de Carrera	24	102.5
14.5	32	Ofensa de Anotación	13	22.7

SEMANAS 11-14

LA DEFENSA DE MIAMI EN TERCER INTENTO

La defensa de los Dolphins es segundo en el NFL permitiendo una conversión de solo 20.5 por ciento de tercer intento durante las pasadas tres semanas. En Semana 14 contra New England, los Dolphins hicieron algo que ningún equipo ha podido hacer a los Patriots en la época de Bill Belichick y Tom Brady, aguantarlos sin ninguna conversión en tercer intento. La última vez que New England no pudo convertir ninguna vez en tercer intento fue el 29 de septiembre de 1991 en Arizona contra los Cardinals, cuando los Patriots terminaron el juego 0-de-6 (0.0 pct.).

- Fue solo la cuarta vez desde 1991 que los Dolphins no han permitido una conversión de tercer intento en un partido. Las otras tres ocurrencias vinieron el 30 de octubre de 2005 en Nuevo Orleans, el 20 de noviembre de 2011 contra Búfalo y el 18 de diciembre de 2011 en Búfalo.
- Durante los pasados tres partidos, los Dolphins han aguantado sus opositores a 8-de-39 (20.5 pct.) en tercera oportunidad. Los Bills fueron 7-de-15 (46.7 pct.) la semana pasada, los Patriots fueron 0-de-11 (0.0 pct.) en Semana 14 y los Broncos fueron 1-de-13 (7.7 pct.) en Semana 13.

PARKEY EN CAMINO PARA LA MEJOR TEMPORADA PARA UN PATEADOR EN LA HISTORIA DE LOS DOLPHINS

Pateador Cody Parkey ha tenido un gran impacto en su primera temporada con los Dolphins. Ha convertido 18-de-19 (94.7 pct.) goles de campo, con su única fallada viniendo de 50 yardas. Su porcentaje en goles de campo es tercero en el NFL y lidera el AFC. El porcentaje de 94.7 también marcará el mejor porcentaje en una temporada (min. 15 intentos) de los Dolphins si lo puede mantener para los últimos dos partidos. Jay Feely fue 21-de-23 (91.3 pct.) en 2007.



TEAM NOTES

MIAMI TRAVELS TO ARROWHEAD FOR ROAD FINALE

The Dolphins play their final road game of 2017 on Sunday, Dec. 24 at 1 p.m. when they take on the Kansas City Chiefs at Arrowhead Stadium. It's Miami's first trip to Kansas City since Nov. 6, 2011 and the Dolphins haven't lost at the venue since Sept. 29, 2002 after winning their past two games there.

Miami took home a 31-3 victory in the 2011 matchup and is 5-6 at Kansas City all-time, including a win in the AFC Divisional round on Christmas Day, Dec. 25, 1971 in the longest game in NFL history, a 27-24 win in double overtime.

The game against the Chiefs marks Miami's third straight game against a team with a winning record.

DOLPHINS 6-6 IN LAST 12 ROAD GAMES

The Dolphins are an even 6-6 in their past 12 regular season road games, tied for the ninth-best mark in the NFL. Under Head Coach Adam Gase, the Dolphins have won both road games played at AFC West opponents, defeating the Chargers in San Diego on Nov. 13, 2016 and again in Los Angeles on Sept. 17, 2017.



SIXTEEN STRAIGHT

With the Dolphins' Week 1 game against Tampa Bay being moved to Week 11 due to Hurricane Irma, Miami is playing 16 straight weeks for the first time since 1992, when a similar situation occurred. Hurricane Andrew forced the Dolphins to move their season opener vs. New England to the bye week. Miami beat the Patriots on Oct. 18, 1992 and went on to win 11 games, the AFC East title and reach the AFC Championship game that season.

DOLPHINS SEEKING 2ND STRAIGHT PLAYOFF BERTH

In Adam Gase's first year as head coach in 2016, the Dolphins won 10 games and advanced to the playoffs for the first time since 2008. This year, the team is looking to reach the playoffs for the second consecutive year. The last time the Dolphins had two straight postseason appearances was from 1997-2001, when the team earned playoff berths in five straight seasons.

UP NEXT: THE REGULAR SEASON FINALE VS. BUFFALO

The Dolphins will wrap up the 2017 regular season at Hard Rock Stadium on Sunday, Dec. 31 at 1 p.m. against the Buffalo Bills. It will be Miami's second meeting in three weeks with the Bills.

Earlier this season, the Dolphins met the Patriots twice in a three-week span, marking the first time since 2000 the Dolphins had done that. The Dolphins did play the N.Y. Jets twice in a three-game period in 2009 but also had a bye week included in that span.

The Dolphins fell at Buffalo, 24-16, last week; but Miami has won four of their past six meetings against the Bills in Miami.

THE AFC WILD CARD CHASE

Here is how the battle for the AFC Wild Card positions is shaping up:

SEED	PLAYER	REC.
5.	Tennessee	8-6
6.	Buffalo	8-6
-	Baltimore	8-6
-	L.A. Chargers	7-7
-	MIAMI	6-8
-	Oakland	6-8

THE DOLPHINS IN ONE-SCORE GAMES

Miami lost a one-score game last week for just the second time in their past 15 one-score games. The Dolphins are 5-2 in such games (decided by 8 points or less) this season and are 13-2 in their past 15 one-score contests, dating back to their overtime win over Cleveland on Sept. 25, 2016. The Dolphins' last win in a one-score game was in Week 14 when they defeated New England, 27-20.

BREAKING DOWN THE DOLPHINS ROSTER:

Here is how the Dolphins' current 53-man roster breaks down:

- There are 25 offensive players, 25 defensive players and three specialists.
- Of the 53 players on Miami's roster, 19 of them (36.5 pct.) were drafted by the Dolphins.
- Miami also has nine undrafted college free agents on the roster that began their NFL careers with the Dolphins, bringing the total to 28 of the 53 players (52.8 pct.) that began their NFL careers with the Dolphins.
- Of Miami's 53 players, 18 of them (34.0 pct.) were not selected in the NFL draft.
- A total of 41 of the 53 players (77.4 pct.) are 28 years old or younger.

THE DOLPHINS ROSTER:

BY DRAFT ROUND:

ROUND	NO.
1st	8 players
2nd or 3rd	10 players
4th or 5th	9 players
6th or 7th	8 players
Undrafted	18 players

BY EXPERIENCE:

YEARS	NO.
Rookie-1	12 players
2-3	16 players
4-5	10 players
6-9	9 players
10-plus	6 players

BY AGE:

AGE	NO.
22-24	18 players
25-28	22 players
29-32	7 players
33-plus	6 players

* Rosters as of print date (12/19/17) and all ages as of kickoff date (12/24/17)



OFFENSE NOTES

'JUICE' SETS NFL RECORD

WR Jarvis Landry has blown by the NFL record for most receptions in the first four years of an NFL career. Landry surpassed WR Anquan Boldin in Week 9 and continues to extend his record, entering this week's game with 386 receptions. **In fact, he's only 40 receptions away from the NFL record for most catches in the first five years of a career despite being in just his fourth NFL season.** Landry also owns the record for most receptions in the first two years of a career (194) and is tied for the most in the first three years of a career (288).

MOST RECEPTIONS IN FIRST FOUR YEARS OF NFL CAREER

RNK	PLAYER	TEAM	YEARS	REC.
1.	JARVIS LANDRY	MIAMI	2014-17	386
2.	Anquan Boldin	Arizona	2003-06	342
3.	Larry Fitzgerald	Arizona	2004-07	330

AMONG THE NFL LEADERS IN RECEPTIONS

WR Jarvis Landry has 98 receptions this year, the second-most in the NFL this season. He also has a career high with eight touchdown receptions, which is tied for sixth in the league:

MOST RECEPTIONS IN THE NFL (2017)

RNK	PLAYER	TEAM	REC.
1.	Antonio Brown	Pittsburgh	101
2.	JARVIS LANDRY	MIAMI	98
3.	Michael Thomas	New Orleans	94
4.	Larry Fitzgerald	Arizona	92
	DeAndre Hopkins	Houston	92



CLOSING IN ON TEAM RECORD

With 98 receptions this season, WR Jarvis Landry already has the second-most catches in a single season in team history. He needs just 13 more in the final two games to break his own team record. **All four of Landry's NFL seasons have ranked in the team's top seven for most receptions in a season.**

MOST RECEPTIONS IN A SINGLE SEASON IN DOLPHINS HISTORY

RNK	PLAYER	YEAR	REC.
1.	JARVIS LANDRY	2015	110
2.	JARVIS LANDRY	2017	98
3.	JARVIS LANDRY	2016	94
4.	O.J. McDuffie	1998	90
5.	Mark Clayton	1988	86
6.	Brandon Marshall	2010	86
7.	JARVIS LANDRY	2014	84
8.	Chris Chambers	2005	82

LANDRY LOOKING TO BECOME FIRST DOLPHINS PLAYER WITH THREE STRAIGHT 1,000-YARD SEASONS

After posting 1,157 receiving yards in 2015 and 1,136 receiving yards in 2016, WR Jarvis Landry is looking to become the only Dolphins wide receiver to top 1,000 yards in three consecutive seasons. The fourth-year NFL pro has 844 receiving yards in 14 games this season, just shy of a 1,000-yard pace. **He is the sixth Dolphins wide out to ever post consecutive 1,000-yard seasons** (Mark Clayton, Mark Duper, Irving Fryar, Brian Hartline and Brandon Marshall) and first since WR Brian Hartline did so in 2012 and 2013.

THE DOLPHINS OFFENSE IN THE PAST SIX WEEKS

The Dolphins have played four games against the NFL's top 10 defenses in the past six weeks and have managed to drastically improve their offensive production. Since Week 10, Miami has faced Carolina (No. 5 in total defense), New England twice (No. 6 in scoring defense) and Denver (No. 1 in total defense) but has seen their offensive production increase from their first nine games, despite using two different starting quarterbacks:

WEEKS 1-9			WEEKS 10-15	
STAT	RNK	CATEGORY	RNK	STAT
270.3	31	Total Offense	15	343.3
192.6	29	Passing Offense	12	240.8
77.6	30	Rushing Offense	24	102.5
14.5	32	Scoring Offense	13	22.7

DRAKE AMONG NFL'S BEST IN PAST THREE WEEKS

RB Kenyan Drake became the Dolphins' featured back in Week 13 vs. Denver after RB Damien Williams suffered a shoulder injury. Since then, Drake has totaled 64 carries for 312 yards (4.9 avg.) and two touchdowns. Drake's 312 rushing yards are second in the NFL in the past three weeks and his 64 carries are third. **Drake also leads the NFL with 78 offensive touches and is third with 447 scrimmage yards in that span.**

MOST RUSHING YARDS (WEEK 13 - WEEK 15)

RNK	PLAYER	TEAMS	ATT	YDS	AVG
1.	Todd Gurley	L.A. Rams	53	322	6.1
2.	KENYAN DRAKE	MIAMI	64	312	4.9
3.	Kareem Hunt	Kansas City	58	311	5.4

DRAKE'S PERFORMANCE VS. NEW ENGLAND

RB Kenyan Drake had his second consecutive 100-yard performance in Week 14 when he totaled 25 carries for 114 yards (4.6 avg.) against New England. He added five receptions for 79 yards (15.8 avg.).

- Drake became the first Dolphins player to lead the team in both rushing and receiving in a game since Arian Foster did so on Sept. 11, 2016 at Seattle.
- Drake's 79 receiving yards were the most by a Dolphins running back since Lamar Miller had 97 at Buffalo on Nov. 8, 2015.
- The last time the Dolphins had a 100-yard rusher in back-to-back games was when Jay Ajayi posted three straight 100-yard performances from Oct. 16, 2016 to Nov. 6, 2016.
- Drake became just the third Dolphins player to record 100-plus rushing yards and 75-plus receiving yards in a game, joining Troy Stradford (169 rushing, 83 receiving) at Dallas on Nov. 27, 1987 and Ronnie Brown (112 rushing, 99 receiving) vs. the N.Y. Jets on Sept. 23, 2007.

KENYAN DRAKE HITS THE HOME RUN

The Dolphins offense has hit many big plays in recent weeks, most notably in the running game. In Week 13 vs. Denver, his first game as Miami's featured back, RB Kenyan Drake took a carry 42 yards for a touchdown in the third quarter. **Drake now has three rushing plays for 40-plus yards, which is tied for the most in the NFL**, despite having nearly 100 fewer carries than the three players he's tied with:

MOST 40+ YARD RUNS THIS SEASON

RNK	PLAYER	TEAM	ATT	YDS	40+ RUNS
1.	KENYAN DRAKE	MIAMI	106	512	3
	Jordan Howard	Chicago	245	1,069	3
	Kareem Hunt	Kansas City	242	1,201	3
	Mark Ingram	NO	204	1,045	3



OFFENSE NOTES

CUTLER AMONG THE NFL'S TOP 50 ALL-TIME PASSING LEADERS

QB Jay Cutler ranks among the NFL's top 50 in many all-time passing categories. He is also among the NFL's top 20 active players in many passing statistics.

WHERE CUTLER RANKS AMONG NFL QUARTERBACKS

CATEGORY	STAT	ALL-TIME	ACTIVE
Attempts	4,880	29	10
Completions	3,028	24	10
Passing Touchdowns	226	30	9
Completion Pct.	62.0	24	15
Passing Yards	34,841	27	10
Passer Rating*	85.3	32	18

* minimum 1,500 attempts

CUTLER LEADING FOURTH QUARTER COMEBACKS

QB Jay Cutler has led the Dolphins to two fourth quarter comebacks this season. The comebacks – in Week 2 at L.A. Chargers and Week 5 at Atlanta – were the **22nd and 23rd fourth quarter comebacks of his career** and his first since the 2015 season. Miami's 17-point comeback win in Week 6 at Atlanta was the largest come-from-behind victory of Cutler's career.

A CAREER OF BIG PLAYS

WR Kenny Stills has made a living making the big play. In his five-year NFL career, Stills has hauled in 215 passes for 3,497 yards (16.3 avg.). **His 16.3 yards per reception average is second-best in the NFL in that span** (min. 150 receptions):

HIGHEST AVERAGE PER RECEPTION IN THE NFL (2013-PRESENT)

RNK	PLAYER	TEAMS	REC	YDS	AVG
1.	DeSean Jackson	Phi./Was./TB	274	4,702	17.2
2.	KENNY STILLS	NO/MIA.	215	3,497	16.3
3.	Torrey Smith	Bal./SF/Phi.	202	3,250	16.1
4.	Sammy Watkins	Buf./LAR	189	3,022	16.0
5.	Rob Gronkowski	New England	282	4,449	15.8

WHERE STILLS RANKS AMONG NFL LEADERS

WR Kenny Stills is becoming one of the NFL's most well-rounded wide receivers. Not only can he make explosive plays with his well-documented speed down the field, but **Stills has made two SportsCenter Top 10 plays this season**, with his grab while laying prone in Week 13 vs. Denver and the circus catch he made on his back in Week 7 vs. the N.Y. Jets. A five-year NFL veteran, Stills is near his career highs in receptions (63), receiving yards (931) and receiving touchdowns (9). He is among the NFL's leading receivers in several key categories:

KENNY STILLS NFL RECEIVING RANKINGS

CATEGORY	NO.	NFL RANK
Receptions	50	51t
Receiving Yards	759	27
Receiving Avg.	14.9	20
Receiving TDs	6	20t

THOMAS CATCHES TOUCHDOWNS

The Dolphins acquired **TE Julius Thomas** this offseason in a trade with Jacksonville on March 9, 2017. Thomas has caught three touchdowns this season and has been one of the league's best red zone threats since he became a full-time starter for Denver in 2013. **His 36 touchdowns since 2013 are third-most among all NFL tight ends:**

NFL TIGHT END TD RECEPTION LEADERS (2013-PRESENT)

RNK	PLAYER	TEAMS	REC	YDS	TD
1.	Jimmy Graham	NO/Sea.	337	4,104	43
2.	Rob Gronkowski	New England	282	4,449	37
3.	JULIUS THOMAS	DEN./JAX./MIA.	225	2,401	36
4.	Antonio Gates	SD/LAC	275	3,060	30
5.	Delanie Walker	Ten.	350	4,104	26

FASANO'S SECOND STINT WITH THE DOLPHINS

TE Anthony Fasano returned to Miami this season after **he played five seasons (2008-12) with the Dolphins earlier in his career**. He is among the team's all-time tight end leaders in several key receiving categories, including receptions, receiving yards and receiving touchdowns:

DOLPHINS ALL-TIME CAREER RECEPTIONS LEADERS (TIGHT ENDS)

RNK	PLAYER	YEARS	REC.
1.	Randy McMichael	2002-06	283
2.	Bruce Hardy	1978-89	256
3.	ANTHONY FASANO	2008-12, 2017	188

DOLPHINS ALL-TIME CAREER RECEIVING YARDS LEADERS (TIGHT ENDS)

RNK	PLAYER	YEARS	YDS.
1.	Randy McMichael	2002-06	3,096
2.	Bruce Hardy	1978-89	2,455
3.	ANTHONY FASANO	2008-12, 2017	2,210

DOLPHINS ALL-TIME CAREER RECEIVING TOUCHDOWN LEADERS (TIGHT ENDS)

RNK	PLAYER	YEARS	TDS
1.	Bruce Hardy	1978-89	25
2.	ANTHONY FASANO	2008-12, 2017	24
3.	Jim Mandich	1970-77	23

MIAMI'S LONG RUNS

The Dolphins have had four rushing plays of 40-plus-yards in seven games played since Week 9, the most recent being when **RB Kenyan Drake** rolled out a 42-yard touchdown run in Week 13 vs. Denver. Miami had just come off a three-game streak with a 40-plus-yard rushing play. In Week 11 vs. Tampa Bay, **RB Damien Williams** had a 69-yard rush and Drake had a 66-yard run in Week 10 at Carolina and a 42-yard run in Week 9 vs. Oakland. **It was the first time since at least 1994 the Dolphins have had three straight games with a 40-yard rush.**

Williams' 69-yard carry in Week 11 was **the ninth-longest rush in team history**. It's just the second time in the team's 52-year history they've had 60-yard carries in back-to-back games (**RB Gary Davis** and **RB Norm Bulaich** in 1978).



DEFENSE NOTES

CAM WAKE STILL SACKING QBs AT 35 YEARS OLD

During the 2016 season, **DE Cameron Wake** had one of the most impressive comebacks in the NFL. Coming off an Achilles injury in 2015 and at 34 years old, Wake was dominant, posting 11.5 sacks, which was third in the AFC and tied for sixth in the NFL.

The Dolphins slowly brought Wake back after his Achilles injury and re-inserted him as a starter in Week 6 last year. Since then, **he is fifth in the NFL with 19.5 sacks** and has helped Miami win 15 of its last 25 regular season games.



Now 35 years old, Wake has nine sacks this season and is tied for 19th in the NFL in the stat. **He needs just one sack to become the 11th player in NFL history (since 1982) and just the third in the past 15 years (John Abraham and Julius Peppers) to record a double-digit sack season at the age of 35 or older.**

Wake was tied for second in the AFC and tied for third in the NFL with five forced fumbles in 2016. **He has nine forced fumbles since 2015, tied for fifth in the NFL during that span,** despite playing just seven games in 2015.

ONE OF THE BEST UNDRAFTED PASS RUSHERS EVER

Wake is also one of the best undrafted pass rushers in NFL history. With 90.5 career sacks, he is **second in NFL history (since sacks were recognized as an official statistic in 1982) for most career sacks by a player who was undrafted:**

NFL ALL-TIME CAREER SACK LEADERS (UNDRAFTED PLAYERS)

RNK	PLAYER	YEARS	SACKS
1.	John Randle	1990-2003	137.5
2.	CAMERON WAKE	2009-17	90.5
3.	James Harrison	2004-17	82.5

* Players chosen in the Supplemental Draft are not included on this list of undrafted players

THE NFL'S BEST SACK ARTIST SINCE HE ENTERED THE LEAGUE

Wake's consistency has placed him among the NFL's elite pass rushers. Since he entered the league in 2009, **he leads the NFL in sacks:**

NFL SACK LEADERS (2009-PRESENT)

RNK	PLAYER	TEAMS	SACKS
1.	CAMERON WAKE	MIAMI	90.5
2.	DeMarcus Ware	Dal./Den.	85.0
3.	Von Miller	Denver	83.5
4.	Julius Peppers	Chi./GB/Car.	83.0

SECOND TO ONLY JASON TAYLOR IN TEAM HISTORY

Since joining the Dolphins in 2009, Wake has compiled four double-digit sack campaigns, eight straight seasons of seven-plus sacks and is **second in team history in all-time career sacks**, behind Hall of Famer Jason Taylor.

DOLPHINS ALL-TIME CAREER SACK LEADERS

RNK	PLAYER	YEARS	SACKS
1.	Jason Taylor	1997-07, 09, 11	131.0
2.	CAMERON WAKE	2009-17	90.5
3.	Bill Stanfill	1969-76	69.5

SUH SACKS

DT Ndamukong Suh has been one of the most disruptive interior defensive linemen in the NFL since he entered the league in 2010.

Since entering the NFL in 2010, Suh is second among all defensive tackles in sacks. **This season, Suh is tied for ninth among defensive tackles with 4.5 sacks.**

Here is a look at how Suh's sacks stack up since he entered the league in 2010:

MOST SACKS BY NFL DEFENSIVE TACKLES (2010-PRESENT)

RNK	PLAYER	TEAMS	SACKS
1.	Geno Atkins	Cin.	61.0
2.	NDAMUKONG SUH	DET./MIA.	51.5
3.	Gerald McCoy	TB	47.5
4.	Aaron Donald	LAR	39.0
5.	Jurrell Casey	Ten.	38.0

STUFFS BY SUH

Not only is **DT Ndamukong Suh** a great interior pass rusher, but the Nebraska product also disrupts rushing plays behind the line of scrimmage. Since he entered the NFL as a first-round pick in 2010, Suh **leads all interior defensive linemen with 55.0 stuffs. His 6.5 stuffs this year are tied for third in the NFL among defensive tackles this year.** A stuff is defined as any tackle of a ball carrier behind the line of scrimmage during a rushing attempt.

MOST STUFFS BY INTERIOR DEFENSIVE LINEMEN (2010-PRESENT)

RNK	PLAYER	TEAMS	STUFFS
1.	NDAMUKONG SUH	DET./MIA.	55.0
2.	Aaron Donald	STL/LAR	40.5
3.	Kyle Williams	Buffalo	37.0
4.	Geno Atkins	Cincinnati	34.5
5.	Brandon Mebane	Sea./SD/LAC	33.5

SUH CONSISTENTLY MAKES STOPS

DT Ndamukong Suh topped 350 career tackles during the 2016 season. Since he entered the NFL in 2010, **Suh is tied for first among all defensive tackles with 416 total tackles** and his total is tied for third among all defensive linemen.

Suh set a new career high and was third among all interior defensive linemen in total tackles in 2016 with 72 (41 solo). He **finished among the top five in total tackles by an NFL interior defensive linemen for the third consecutive season.**



“ The guy is amazing. **He teaches me a lot.** When he talks to (Defensive Line) Coach Terrell Williams, they talk about things that I'm just sitting over there (picking their brains) and learning each and every day. I try to get in their business, get in their conversations, see what new techniques they're learning, and things like that. ”
- **DT Davon Godchaux on DT Ndamukong Suh**



DEFENSE NOTES

DOLPHINS DEFENSE ON THIRD DOWN

The Dolphins defense is second in the NFL allowing just 20.5 percent of third downs to be converted in the past three weeks. In Week 14 vs. New England, the Dolphins did something no team had been able to do to the Patriots in the **Bill Belichick and Tom Brady** era, and that was to hold them without a third-down conversion. **The last time New England didn't have a third-down conversion was on Sept. 29, 1991 at the Cardinals, when the Patriots were 0-for-6 (0.0 pct.).**

- It was just the fourth time since 1991 the Dolphins have not given up a third-down conversion in a game. The other three occurrences were Oct. 30, 2005 at New Orleans, Nov. 20, 2011 vs. Buffalo and Dec. 18, 2011 at Buffalo.
- **Over the past three games, the Dolphins have held their opponents to 8-of-39 (20.5 pct.) on third down.** Buffalo was 7-of-15 (46.7 pct.) on third down last week while the Patriots were 0-of-11 (0.0 pct.) in Week 14 and the Broncos were 1-of-13 (7.7 pct.) in Week 13.

MIAMI DEFENSE SHUTS DOWN BRADY AND CO.

The Dolphins defense held New England to just 20 points and 248 total yards in Week 14. **It was just the second time this season the Patriots have been held to less than 21 points** (19 at Tampa Bay on Oct. 5, 2017).

- **New England's 248 total yards were their lowest output since Jan. 3, 2016**, also in Miami, when they gained 196 yards. Including playoff contests, that is a span of 34 games.
- The Dolphins held New England to 0 points and just 2 total yards in the first quarter. **It's the fourth-fewest yards gained by New England in the first quarter of a game in their franchise's history and fewest since Nov. 10, 1996 at N.Y. Jets.** It's the fewest first-quarter yards allowed by the Dolphins since they limited Houston to 0 in the first quarter on Oct. 25, 2015.

XAVIEN HOWARD'S TWO-GAME STRETCH

CB Xavien Howard put together the two best games of his young career in consecutive weeks during Miami's most recent homestand. In Week 13 vs. Denver, he intercepted two passes and returned one for a touchdown. In Week 14 vs. New England, despite battling the flu on game day, Howard intercepted two more passes, **giving QB Tom Brady his first multi-interception game since Dec. 6, 2015 vs. Philadelphia.**

- Howard's pick-six vs. Denver was Miami's first interception return for a touchdown since **LB Kiko Alonso** won the San Diego game with a 60-yard interception return for a touchdown on Nov. 13, 2016.
- Howard is **the first cornerback in Dolphins history to have multiple interceptions in consecutive games.**
- He **became the first player to intercept Patriots QB Tom Brady twice in the same game since Indianapolis' Mike Adams** had two interceptions against him on Nov. 16, 2014.
- The interceptions were Howard's third and fourth in his past two games after he did not have an interception in the first 18 regular season games of his career.
- **Howard's five passes defended in Week 13 are tied for the most in an NFL game this season.**
 - L.A. Chargers' **Casey Hayward** had five passes defended on Oct. 1, 2017 vs. Philadelphia.



12 PASSES DEFENSED IN WIN OVER DENVER

Miami's defensive backs were all over Denver's receivers in Week 13, tallying 12 passes defended. **The total is tied for the fourth-most in a game in team history and the team's most since they recorded 12 on Oct. 31, 2010.** The team was led by career highs in passes defended by **CB Xavien Howard** (5) and **CB Bobby McCain** (3). **It was tied for the second-most passes defended by a team in the NFL this season.**

RESHAD GETS INTO THE END ZONE

S Reshad Jones returned a fumble 14 yards for a touchdown in Week 12 at New England. It was the second fumble return for a touchdown for Jones this season. He also had a 38-yard fumble return for a touchdown in Miami's Week 5 win vs. Tennessee. **Jones is the only NFL player to have two fumble returns for touchdowns this season.**

With the touchdown, **Jones moved into sole possession of second place on the Dolphins' all-time defensive touchdown chart.** It was the fifth defensive score of Jones' career:

MOST DEFENSIVE TOUCHDOWNS IN DOLPHINS HISTORY

RNK	PLAYER	YEARS	DEF. TDs
1.	Jason Taylor	1997-07, 09, 11	9
2.	RESHAD JONES	2010-17	5
3.	Dick Anderson	1968-77	4
	Terrell Buckley	1995-99, 2003	4
	Zach Thomas	1996-2007	4

RESHAD NEARS DOLPHINS RECORD

S Reshad Jones has been very active in the offensive backfield throughout his eight-year NFL career. **With 9.5 sacks, he is nearing the Dolphins all-time mark for most career sacks by a defensive back:**

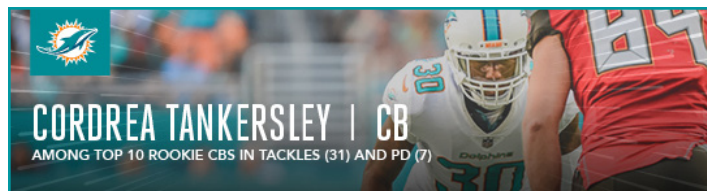
MOST CAREER SACKS BY A DOLPHINS DEFENSIVE BACK

RNK	PLAYER	YEARS	SACKS
1.	Yeremiah Bell	2004-11	11.0
2.	RESHAD JONES	2010-17	9.5
3.	Patrick Surtain	1998-2004	6.5
4.	Liffort Hobley	1987-93	6.0
5.	Jerry Wilson	1996-2000	5.5

ROOKIES PLAYING BIG ROLE ON DEFENSE

The Dolphins have relied heavily on rookies to improve their defense this season. Miami has played eight and started four rookies on defense in the first 14 games of the year. The starters are **CB Cordrea Tankersley** (10 starts), **DT Davon Godchaux** (five), **LB Chase Allen** (three) and **DE Charles Harris** (two). **DT Vincent Taylor**, **S Maurice Smith**, **CB Torry McTyer** and **DE Cameron Malveaux** have also played snaps with the defense at critical points of various games. Allen, Malveaux, McTyer and Smith were all undrafted college free agents while the other four were selected by Miami in the 2017 NFL draft.

DOLPHINS ALL-ROOKIE TEAM CANDIDATES





SPECIAL TEAMS NOTES

RIZZI'S UNITS LEAD NFL IN BLOCKED KICKS SINCE 2011

Associate Head Coach/Special Teams Coordinator **Darren Rizzi** was promoted to the special teams coordinator role in 2011 and since then, **the Dolphins are tied for the league lead with 20 total blocked kicks and lead the NFL with 10 blocked punts.** Here is how the Dolphins stack up in both categories entering Week 16:

MOST BLOCKED KICKS IN THE NFL (2011-PRESENT)

RNK	TEAM	PUNT BLK	FG BLK	XP BLK	BLK KICKS
1.	MIAMI DOLPHINS	10	7	3	20
	Oakland Raiders	5	9	6	20
3.	Philadelphia Eagles	8	7	4	19
4.	Arizona Cardinals	1	13	1	15
	Seattle Seahawks	7	6	2	15

MOST BLOCKED PUNTS IN THE NFL (2011-PRESENT)

RNK	TEAM	PUNT BLK
1.	MIAMI DOLPHINS	10
2.	Philadelphia Eagles	8
3.	Seattle Seahawks	7
	Los Angeles Rams	7
5.	Tampa Bay Buccaneers	6

DOLPHINS TIED FOR THIRD IN THE NFL WITH THREE BLOCKED KICKS THIS SEASON

The Dolphins punt and kick block units have performed well this season as the team has totaled three blocked kicks in 14 games. **DT Vincent Taylor** blocked field goals against the N.Y. Jets in Week 3 and the Baltimore Ravens in Week 8, and **DE Terrence Fede** blocked a punt in Week 13 against Denver.

Miami's three blocked kicks are tied for the third-most in the NFL this season. The L.A. Rams and Philadelphia Eagles have four blocked kicks while Denver and New England also have blocked three kicks.

THE DENNEY STREAK

LS John Denney turned 39 years old last week and is in his 13th NFL season. Denney has been Miami's long snapper for every game dating back to 2005 - **a consecutive games streak that spans 206 regular season contests.** That streak is the **longest in Dolphins history** and is tied for third-longest among all active NFL players.

MOST CONSECUTIVE GAMES PLAYED IN DOLPHINS HISTORY

RNK	PLAYER	CONS. GP	STREAK
1.	JOHN DENNEY	206*	1ST (2005) - PRESENT
2.	Jason Taylor	130	15th (1999) - 16th (2007)
3.	Jim Langer	128	10th (1970) - 9th (1979)

* active streak

MOST CONSECUTIVE GAMES PLAYED, ACTIVE NFL LEADERS

RNK	PLAYER	TEAM	POS	CONS. GP
1.	Shane Lechler	Oak./Hou.	P	252
2.	Jason Witten	Dallas	TE	233
3.	JOHN DENNEY	MIAMI	LS	206
	Donnie Jones	Mia./STL/Hou./Phi.	P	206

THOMAS LEADS THE NFL IN SPECIAL TEAMS TACKLES SINCE 2014

S Michael Thomas has been one of the NFL's most prolific special teams players since his first full season in the NFL in 2014. **Thomas leads the NFL with 54 special teams tackles since 2014.** Thomas leads the team this season with 11 special teams stops, which is tied for 14th in the league. **He finished the 2016 season tied for the NFL lead with 19 special teams tackles.** In 2015, Thomas was named a first-team All Pro on special teams by Pro Football Focus.

MIAMI'S KICKOFF TEAM IS THE NFL'S BEST

The Dolphins kickoff coverage unit is the **best in the NFL** as opponents' average starting field position is just the 22.4-yard line following kickoffs, **nearly a full yard better than anybody else in the league.**

PARKEY ON PACE FOR BEST SEASON BY A KICKER IN DOLPHINS HISTORY

K Cody Parkey has made quite the impact in his first season with the Dolphins. He has made 18-of-19 (94.7 pct.) field goal attempts, with his lone miss coming from 50 yards. **His field goal percentage is tied for third in the NFL and leads the AFC.** Parkey's 94.7 field goal percentage is **on pace to set the team record for highest field goal percentage in a season** (min. 15 attempts). K Jay Feely was 21-of-23 (91.3 pct.) in 2007.

Parkey doesn't just score points though. **He is the only kicker in the NFL to successfully convert three inside kicks this season.** In fact, no other kicker has converted more than one. On kickoffs, **Parkey has helped the Dolphins give their opponent the worst starting field position in the league** as opponents average starting at their own 22.4-yard line following Parkey kickoffs.

PARKEY HITS THE SPOT

Parkey has made three game-winning kicks this season. In Week 2, his first game with the Dolphins, **he kicked the longest game-winning field goal in team history**, a 54-yarder with 1:05 left to beat the L.A. Chargers. In Week 6, Parkey kicked a game-tying and game-winning field goal in the fourth quarter to win at Atlanta. **It was the first time in Parkey's four-year NFL career he made game-tying and game-winning kicks in the same contest.** Parkey also connected on a 39-yard game-winner with 22 seconds left to beat the N.Y. Jets in Week 7.

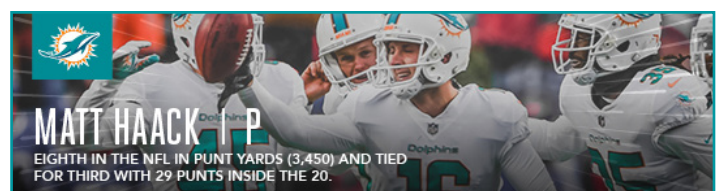
PARKEY FROM LONG RANGE

K Cody Parkey has a track record for being accurate on long kicks. He is 6-for-7 all-time when kicking 50-plus yard field goals and **is the most accurate active NFL kicker on 50-plus yard kicks** (min: 6 att.).

50+ YARD FIELD GOAL PERCENTAGE LEADERS (ACTIVE PLAYERS)

RNK	PLAYER	TEAM	FGM	FGA	PCT
1.	CODY PARKEY	PHI./CLE./MIA.	6	7	85.7
2.	Jake Elliott	Philadelphia	5	6	83.3
3.	Matt Prater	Atl./Den./Det.	43	55	78.2
4.	Robbie Gould	Chi./NYG/SF	27	35	77.1
5.	Stephen Gostkowski	New England	23	30	76.7

DOLPHINS ALL-ROOKIE TEAM CANDIDATE





WHAT TO LOOK FOR

LB KIKO ALONSO...

- Has seven interceptions. Needs three interceptions to reach 10 in his career.

DE ANDRE BRANCH...

- Has 159 total tackles. Needs 41 tackles to reach 200 in his career.
- Has 22.5 sacks. Needs 2.5 sacks to reach 25.0 in his career.

QB JAY CUTLER...

- Has 4,880 pass attempts. Needs 120 pass attempts to reach 5,000 in his career.
- Has 34,841 passing yards. Needs 159 passing yards to reach 35,000 in his career.

LS JOHN DENNEY...

- Extending his consecutive games played streak, which currently stands at a franchise-record 206, having played in every game in his 13-year career.

RB KENYAN DRAKE...

- Has one kickoff return touchdown. Needs one kickoff return touchdown to tie for second (Ted Ginn, Jr.) in all-time team history and one kickoff return touchdown to join Mercury Morris (1969-71) as the only Dolphins to return kickoffs for touchdowns in consecutive seasons.

TE ANTHONY FASANO...

- Has 2,210 receiving yards as a Dolphin. Needs 246 receiving yards to surpass Bruce Hardy (2,455) for second place in team history among tight ends.
- Has 24 receiving touchdowns as a Dolphin. Needs two receiving touchdowns to surpass Bruce Hardy (25) and become the team's all-time leader among tight ends.
- Has 298 receptions. Needs two receptions to reach 300 in his career.
- Has 3,277 receiving yards. Needs 223 receiving yards to reach 3,500 in his career.
- Has 36 touchdown receptions. Needs four touchdown receptions to reach 40 in his career.

WR JAKEEM GRANT...

- Has one punt return touchdown. Needs one punt return touchdown to tie the all-time team lead (Freddie Solomon, Tom Vigorito, O.J. McDuffie) and one punt return touchdown to join Freddie Solomon (1975-76) and Tom Vigorito (1981-82) as the only Dolphins to return punts for touchdowns in consecutive seasons.

S RESHAD JONES...

- Has 9.5 sacks. Needs two sacks to surpass Yeremiah Bell (11) and become the team's all-time leader for most sacks by a defensive back.
- Has 641 tackles. Needs nine tackles to reach 650 in his career.
- Has 18 interceptions. Needs two interceptions to reach 20 in his career.
- Has 44 passes defended. Needs six passes defended to reach 50 in his career.

WR JARVIS LANDRY...

- Has 386 receptions and can extend his NFL record for most receptions in the first four years of a career.
- Has 98 receptions this season. Needs 13 receptions to set a team record for most receptions in a single season.
- Has 844 receiving yards this season. Needs 156 receiving yards to become the first player in Dolphins history with three consecutive 1,000-yard seasons.
- Has 3,895 receiving yards. Needs 105 receiving yards to reach 4,000 for his career.
- Has one punt return touchdown. Needs one punt return touchdown to tie the all-time team lead (Freddie Solomon, Tom Vigorito, O.J. McDuffie).

QB MATT MOORE...

- Has played in 49 games. Needs to play in one game to reach 50 in his career.
- Has 6,938 passing yards. Needs 62 passing yards to reach 7,000 in his career.
- Has 45 passing touchdowns. Needs five passing touchdowns to reach 50 in his career.



TE Julius Thomas has 2,406 career receiving yards and is just 94 yards shy of reaching 2,500



WHAT TO LOOK FOR

WR DeVANTE PARKER...

- Has 1,781 receiving yards. Needs 219 receiving yards to reach 2,000 in his career.
- Has 128 receptions. Needs 22 receptions to reach 150 in his career.
- Has eight receiving touchdowns. Needs two receiving touchdowns to reach 10 in his career.

K CODY PARKEY...

- Has 73 field goals made. Needs two field goals made to reach 75 in his career.

WR KENNY STILLS...

- Has 215 receptions. Needs 35 receptions to reach 250 in his career.

DT NDAMUKONG SUH...

- Has played in 124 games. Needs to play in one game to reach 125 in his career.
- Has 124 starts. Needs one start to reach 125 in his career.
- Extending his consecutive games started streak, which currently stands at 97, the most by an active NFL defensive tackle.
- Has 28 passes defended. Needs two passes defended to reach 30 in his career.

TE JULIUS THOMAS...

- Has 2,406 receiving yards. Needs 94 receiving yards to reach 2,500 in his career.
- Has 36 receiving touchdowns. Needs four receiving touchdowns to reach 40 in his career.

LB LAWRENCE TIMMONS...

- Has 35.5 sacks. Needs 4.5 sacks to reach 40.0 in his career.
- Has 13 forced fumbles. Needs two forced fumbles to reach 15 in his career.
- Has 12 interceptions. Needs three interceptions to reach 15 in his career.
- Has 45 passes defended. Needs five passes defended to reach 20 in his career.

DE CAMERON WAKE...

- Has recorded 90.5 sacks in his Dolphins career. Needs 2.5 sacks to surpass Jason Taylor (92.5) for most sacks by a Dolphins player in the first nine seasons on the team.
- Has recorded five games with three-plus sacks in his career. Needs one game with three-or-more sacks to move into a tie for first place for the most games with three-plus sacks in franchise history, joining Jason Taylor (six games).
- Has nine sacks this season. Need one sack to become the 11th player in NFL history (since 1982) and just the third in the past 15 years (John Abraham and Julius Peppers) to record a double-digit sack season at the age of 35 or older.
- Has 14 passes defended. Needs one pass defended to reach 15 in his career.
- Has 21 forced fumbles. Needs four forced fumbles to reach 25 in his career.

RB DAMIEN WILLIAMS...

- Has scored nine touchdowns (three rushing and six receiving). Needs one touchdown for 10 in his career.



WR Jarvis Landry is 13 receptions away from breaking the team's single-season receptions record (110) that he set in 2015.



THE DOLPHINS VS. THE CHIEFS

A DOLPHINS WIN WOULD...

- Be Miami's third straight win in Kansas City.
- Give the Dolphins their seventh win in their past 15 road games.
- Mark the team's third win in its past four games.
- Give Miami an opportunity to finish .500 or better for the second straight season.

SERIES HISTORY

REGULAR SEASON: TIED AT 13-13
POSTSEASON: DOLPHINS LEAD 3-0

DATE	GAME
11/13/1966	at Kansas City 34, Miami 16
12/11/1966	Kansas City 19, at Miami 18
9/24/1967	Kansas City 24, at Miami 0
10/8/1967	at Kansas City 41, Miami 0
9/28/1968	Kansas City 48, at Miami 3
10/19/1969	at Kansas City 17, Miami 10
12/25/1971	*Miami 27, at Kansas City 24 (2ot)
9/17/1972	Miami 20, at Kansas City 10
10/20/1974	at Miami 9, Kansas City 3
10/17/1976	Kansas City 20, at Miami 17(ot)
12/13/1981	Miami 17, at Kansas City 7
9/25/1983	at Miami 14, Kansas City 6
9/22/1985	at Miami 31, Kansas City 0
10/11/1987	at Miami 42, Kansas City 0
12/3/1989	at Kansas City 26, Miami 21
12/24/1989	Kansas City 27, at Miami 24
1/5/1991	*at Miami 17, Kansas City 16
10/13/1991	at Kansas City 42, Miami 7
10/31/1993	at Miami 30, Kansas City 10
12/12/1994	at Miami 45, Kansas City 28
12/31/1994	*at Miami 27, Kansas City 17
12/11/1995	at Miami 13, Kansas City 6
10/5/1997	at Miami 17, Kansas City 14
9/29/2002	at Kansas City 48, Miami 30
10/21/05%	Kansas City 30, at Miami 20
11/12/2006	at Miami 13, Kansas City 10
12/21/2008	Miami 38, at Kansas City 31
11/6/2011	Miami 31, at Kansas City 3
9/21/2014	Kansas City 34, at Miami 15

* AFC playoff game



DE Cameron Wake recorded a half-sack of Chiefs QB Matt Cassel during the teams' last meeting at Arrowhead Stadium on Nov. 6, 2011

CONNECTIONS

PRO CONNECTIONS

- Dolphins **TE Anthony Fasano** played for the Chiefs from 2013-14. He played in 24 games over two seasons, totaling 48 catches for 426 yards and seven touchdowns.
- Chiefs **Secondary/Cornerbacks Coach Al Harris** played for the Dolphins in 2010 and served as a coaching intern in 2012. Harris appeared in three games for the Dolphins in 2010 and made three tackles.
- Chiefs **Salary Cap and Legal Executive Chris Shea** spent seven seasons with the Dolphins (2008-14), serving as assistant director of pro personnel in his final four seasons.
- Dolphins **Senior Scout Terry Bradway** spent nine seasons with the Chiefs (1992-2000) in the player personnel department, including serving as vice president of player personnel in 2000.

COLLEGE CONNECTIONS

- Dolphins **RB Kenyan Drake** and Chiefs **LB Reggie Ragland** were part of the 2012 recruiting class at Alabama and played together until 2015, winning National Championships in their freshman and senior seasons. In 2015, Ragland was SEC Defensive Player of the Year and the Crimson Tide's leading tackler, while Drake was the team's leading kickoff returner. Dolphins **C/G Anthony Steen** (2009-13) and **S Maurice Smith** (2013-15) also played with Ragland at Alabama.
- Dolphins **DE Andre Branch** and Chiefs **DL Jarvis Jenkins** were part of the 2007 recruiting class at Clemson and played together until 2010. The pair combined for 36 tackles in 2008, 81 in 2009 and 93 in 2010.
- Dolphins **S Reshad Jones** played with Chiefs **LB Justin Houston** at Georgia from 2008-09. In 2009, Jones led the team in interceptions with four and was second in tackles with 73, while Houston led the team in sacks with 7.5 and tackles for loss with 15.0.
- Chiefs **DL Allen Bailey** played collegiately at University of Miami from 2007-10.
- Dolphins **CB Bobby McCain** and Chiefs **G Jordan Devey** played together at Memphis from 2010-11.
- Dolphins **RB De'Veon Smith** played with Chiefs **TE Jehu Chesson** at Michigan 2013-16. In 2016, Smith led the Wolverines in rushing with 846 yards and 10 touchdowns, while Chesson was the team's leading tight end in terms of yards from scrimmage with 563.
- Dolphins **TE MarQueis Gray** played with Chiefs **DB Eric Murray** at Minnesota in 2012.
- Dolphins **WR Kenny Stills** and Chiefs **LS James Winchester** played together at Oklahoma from 2010-12.
- Chiefs **DB Terrance Mitchell** and **WR De'Anthony Thomas** played with Dolphins **LB Kiko Alonso** at Oregon from 2011-12. In 2012, Thomas was second on the team with 1,757 all-purpose yards and 18 total touchdowns, Alonso was second in tackles (81) and first in tackles for loss (14.0) and Mitchell led the team in passes defended with eight.
- Dolphins **DE Cameron Wake** and Chiefs **LB Tamba Hali** played together at Penn State from 2002-04.
- Chiefs **OL Zach Fulton**, **QB Tyler Bray** and Dolphins **T Ja'Wuan James** were all part of Tennessee's 2010 recruiting class. James started a record 49 times for the Volunteers while Fulton started 40 games. Bray started at quarterback in 24 of the 28 games during his career.
- Dolphins **WR Jakeem Grant** played with Chiefs **QB Patrick Mahomes** at Texas Tech from 2014-15. In 2015, Grant and Mahomes led the team in passing and receiving. Mahomes totaled 4,653 yards and 36 touchdowns, while Grant hauled in 90 passes for 1,268 yards and 10 touchdowns.

HIGH SCHOOL/HOMETOWN CONNECTIONS

- Dolphins **DE Charles Harris** was born and raised in Kansas City and attended the University of Missouri for four years. He attended Lincoln Prep High School where he played football and basketball, being honored as league MVP in football as a senior and player of the year in basketball as a junior.
- Several Chiefs players grew up in Florida (high school, hometown): **TE Orson Charles** (Riverview, Tampa), **DB Leon McQuay** (Parade, Seffner), **WR Albert Wilson** (Port St. Lucie, Port St. Lucie) and **LB Ramik Wilson** (Jefferson, Tampa).



THE DOLPHINS VS. THE CHIEFS

SERIES FACTS (TEAM)

MIAMI'S LARGEST MARGIN OF VICTORY:

42 (at Miami 42, Kansas City 0, 10/11/87)**

KANSAS CITY'S LARGEST MARGIN OF VICTORY:

45 (Kansas City 48, at Miami 3, 9/28/68)

CURRENT SERIES STREAK:

Kansas City 1 (9/21/14)

MIAMI'S LARGEST WIN STREAK:

5 (10/31/93 - 10/5/97)*

KANSAS CITY'S LARGEST WIN STREAK:

6 (11/13/66 - 10/19/69)

MOST POINTS BY MIAMI:

45 (at Miami 45, Kansas City 28, 12/12/94)

MOST POINTS BY KANSAS CITY:

48 (twice, last: at Kansas City 48, Miami 30, 9/29/02)

MOST POINTS, BOTH TEAMS:

78 (at Kansas City 48, Miami 30, 9/29/02)

FEWEST POINTS BY MIAMI:

0 (twice, last: at Kansas City 41, Miami 0, 10/8/67)

FEWEST POINTS BY KANSAS CITY:

0 (twice, last: at Miami 42, Kansas City 0, 10/11/87)

FEWEST POINTS, BOTH TEAMS:

12 (at Miami 9, Kansas City 3, 10/20/74)

* includes AFC Wild Card game on 1/5/91

** replacement players game

SERIES SUPERLATIVES

DOLPHINS

RUSHING YARDS:

127, Bernie Parmalee, at Miami, 12/12/94

PASSING YARDS:

344, Scott Mitchell, at Miami, 10/31/93

RECEPTIONS:

9, Mark Clayton, at Kansas City, 12/3/89

RECEIVING YARDS:

140, Paul Warfield, at Kansas City, 12/25/71 (AFC playoff game)

CHIEFS

RUSHING YARDS:

153, Christian Okoye, at Kansas City, 10/13/91

PASSING YARDS:

328, Trent Green, at Kansas City, 9/29/02

RECEPTIONS:

10, J.J. Birden, at Miami, 12/12/94

RECEIVING YARDS:

142, Stephone Paige, at Miami, 1/5/91 (AFC Wild Card game)

DOLPHINS PLAYERS VS. THE CHIEFS

PLAYER	GP	RECORD	PASSING				
			A-C-I	YDS	PCT	TD	RTG
Jay Cutler	5	4-1	190-124-4	1,335	65.3	10	94.5
Matt Moore	1	1-0	23-17-0	244	73.9	3	147.5
TOTALS	6	5-1	213-141-4	1,579	66.2	13	100.7

PLAYER	GP	ATT	RUSHING				
			YDS	AVG	LG	TD	
Jay Cutler	5	22	80	3.6	21	0	
Matt Moore	1	4	3	0.8	5	0	
Damien Williams	1	1	-3	-3.0	-3	0	
TOTALS	7	27	80	3.0	21	0	

PLAYER	GP	NO	RECEIVING			
			YDS	AVG	LG	TD
Julius Thomas	4	9	103	11.4	20	2
Anthony Fasano	3	5	85	17.0	35T	4
A.J. Derby	2	6	64	10.7	13	1
Jarvis Landry	1	3	24	8.0	16	0
MarQueis Gray	1	1	5	5.0	5	0
TOTALS	11	24	281	11.7	35T	7

PLAYER	GP	KOR	KICKOFF RETURNS			
			YDS	AVG	LG	TD
Jarvis Landry	5	5	174	34.8	74	0
Damien Williams	1	1	25	25.0	25	0
TOTALS	6	6	199	33.2	74	0

PLAYER	GP	PR	PUNT RETURNS			
			YDS	AVG	LG	TD
Jarvis Landry	1	3	11	3.7	9	0
TOTALS	1	3	11	3.7	9	0

PLAYER	GP	DEFENSE						
		SOLO	ASST	SK	INT	PD	FF	FR
Lawrence Timmons	7	32	18	1.5	1	1	1	0
Alterraun Verner	3	14	3	0.0	0	5	1	0
T.J. McDonald	1	6	1	0.0	0	0	0	0
Cameron Wake	2	5	1	0.5	0	0	0	0
Kiko Alonso	1	3	5	1.0	0	0	0	0
Reshad Jones	1	2	0	0.0	0	0	0	0
Ndamukong Suh	1	2	1	1.0	0	0	0	0
TOTALS	16	64	29	4.0	1	6	2	0



THE DOLPHINS VS. THE CHIEFS

STATISTICAL LEADERS

CATEGORY	DOLPHINS		CHIEFS	
	PLAYER	STAT	PLAYER	STAT
Completion Pct.	J. Cutler	63.2	A. Smith	67.8
Passing Yards	J. Cutler	2,374	A. Smith	3,738
Passer Rating	J. Cutler	80.6	A. Smith	105.4
Rushing Yards	K. Drake	512	K. Hunt	1,201
Yards Per Carry	K. Drake	4.8	K. Hunt	5.0
Rushing TDs	K. Drake	3	K. Hunt	6
Receptions	J. Landry	98	T. Kelce	79
Receiving Yards	J. Landry	844	T. Hill	1,074
Receiving TDs	J. Landry	8	Two tied	7
Tackles	K. Alonso	101	D. Sorensen	84
Sacks	C. Wake	9.0	J. Houston	9.5
Interceptions	X. Howard	4	M. Peters	5
Forced Fumbles	Two tied	2	Two tied	3
Special Tms Tcks	M. Thomas	11	Two tied	6

HOW THEY COMPARE

DOLPHINS		CATEGORY	CHIEFS	
STAT	RNK		RNK	STAT
301.6	28	Total Offense	5	373.1
213.3	20	Passing Offense	7	252.4
88.3	29	Rushing Offense	10	120.7
18.0	26	Scoring Offense	6	25.6
32	16t	Sacks Allowed	19	34
32.6	31	Third Down Offense	18	38.4
56.3	17	Red Zone Offense	28	45.0
332.5	17	Total Defense	28	368.6
222.6	15	Passing Defense	26	245.7
109.9	13	Rushing Defense	27	122.9
24.4	26t	Scoring Defense	14	21.6
25	28	Sacks	24t	26
35.4	6	Third Down Defense	25	41.7
70.7	32	Red Zone Defense	23	58.7
15	25t	Takeaways	10t	21
26	30	Giveaways	1	9



TE Anthony Fasano caught a 35-yard touchdown in Miami's last game at Kansas City, a 31-3 win on Nov. 6, 2011



THE LAST MEETING

2014 – WEEK 3

SEPT. 21, 2014 | MIAMI GARDENS, FLA.
SUN LIFE STADIUM
ATTENDANCE: 70,313 | TV: CBS

SCORING SUMMARY

KANSAS CITY 34

MIAMI 15

	1	2	3	4	F
Kansas City	0	14	7	13	34
Miami	0	3	12	0	15

The Dolphins' nasty habit of falling behind in the first half cost them again. The Dolphins mounted a valiant comeback effort in the second half, but ultimately came up short and dropped a 34-15 decision against the Kansas City Chiefs.

The Dolphins rallied from a 14-0 deficit to close the gap to 21-15 in the third quarter before the Chiefs pulled away with two late touchdowns.

The loss put a damper on some impressive individual performances, most notably by running back Lamar Miller, linebacker Jelani Jenkins and wide receiver Jarvis Landry.

Miller, getting extended action in the absence of Knowshon Moreno, finished with 108 yards. Jenkins had a team-high 14 tackles, 1.5 sacks, a forced fumble and he combined with Randy Starks for a safety when they sacked Alex Smith in the end zone in the third quarter. Landry had kickoff returns of 40 and 74 yards.

The Dolphins trailed 14-3 at halftime against Kansas City, this coming after they had deficits at the half of 10 points against the New England Patriots in the season opener and nine points against Buffalo.

Kansas City got the ball to start the second half, but the Dolphins defense changed the momentum quickly when Odrick sacked Smith on third down and forced a fumble that was recovered by Derrick Shelby.

After a 10-yard run by Miller gave Miami a first-and-goal at the 4, the Dolphins cashed in on the turnover when Ryan Tannehill hit Brian Hartline with a 1-yard touchdown pass on third down.

The Chiefs answered with a 66-yard touchdown drive that was capped by an 11-yard pass from Smith to running back Joe McKnight.

Landry's ensuing 74-yard kickoff return to the Chiefs 33-yard line set up Caleb Sturgis' 51-yard field goal, which cut the Dolphins deficit to 21-13.

Because of penalties, Kansas City began its next two possessions at its 7 and then its 1, and on first down of the second drive Jenkins and Starks combined for the safety that made the score 21-15.

SCORING DRIVES

TEAM	QTR	TIME	PLAY (EXTRA POINT) (DRIVE INFO)	KC	MIA
Chiefs	2	6:38	K.Davis 21 yd. run (C.Santos kick) (6-62, 3:14)	7	0
Chiefs	2	1:35	T.Kelce 20 yd. pass from A.Smith (C.Santos kick) (8-76, 2:42)	14	0
Dolphins	2	0:00	C.Sturgis 22 yd. Field Goal (8-74, 1:35)	14	3
Dolphins	3	12:07	B.Hartline 1 yd. pass from R.Tannehill (C.Sturgis kick) (4-19, 1:21)	14	10
Chiefs	3	6:36	J.McKnight 11 yd. pass from A.Smith (C.Santos kick) (10-66, 5:31)	21	10
Dolphins	3	5:54	C.Sturgis 51 yd. Field Goal (4-0, 0:42)	21	13
Dolphins	3	2:38	A.Smith sacked in end zone by R.Starks, J.Jenkins for a Safety	21	15
Chiefs	4	4:35	J.McKnight 4 yd. pass from A.Smith (pass failed) (9-44, 4:39)	27	15
Chiefs	4	0:13	C.Gray 6 yd. run (C.Santos kick) (6-36, 1:48)	34	15

GAME STATISTICS

RUSHING (Att-Yds-TD):

Kansas City: K. Davis 32-132-1, C. Gray 4-18-1, A. Smith 2-17, A. Sherman 1-4, J. McKnight 1-3, A. Jenkins 1-0.

Miami: L. Miller 15-108, Dan. Thomas 2-15, M. Wallace 1-12, R. Tannehill 1-9, D. Williams 1-(-3).

PASSING (A-C-Y-TD-I):

Kansas City: A. Smith 25-19-186-3-0.

Miami: R. Tannehill 43-21-205-1-0.

RECEIVING (Rec-Yds-TD):

Kansas City: J. McKnight 6-64-2, T. Kelce 3-36-1, D. Bower 3-32, A. Fasano 2-23, J. Hemingway 2-18, D. Avery 2-12, A. Sherman 1-1.

Miami: M. Wallace 5-74, L. Miller 4-24, B. Hartline 3-25, J. Landry 3-24, C. Clay 3-21, Dan. Thomas 1-21, R. Matthews 1-13, B. Gibson 1-3.

SACKS (Sk-Yds):

Kansas City: D. Poe 1.5-4.5, T. Hali 1-8, J. Houston 1-0, C. Owens 0.5-1.5.

Miami: J. Jenkins 1.5-8.5, R. Starks 1.5-5.5, O. Vernon 1-3, J. Odrick 1-1.

INTERCEPTIONS (Int-Yds):

Kansas City: None.

Miami: None.

FORCED FUMBLES:

Kansas City: T. Hali 1.

Miami: B. Grimes 1, J. Jenkins 1, J. Odrick 1.

FUMBLE RECOVERIES (No-Yds):

Kansas City: None.

Miami: D. Shelby 1-0, J. Trusnik 1-0.


TEAM STATS

	KC	MIA
First Downs	23	18
Rushing	8	6
Passing	14	12
Penalty	1	0
3rd-Down Efficiency	9 for 15	4 for 15
4th-Down Efficiency	1 for 1	0 for 2
Total Net Yards	342	332
Total Net Plays	71	67
Average Gain	4.8	5.0
Net Yards Rushing	174	141
Rushes	41	20
Yards per Rush	4.2	7.1
Net Yards Passing	168	191
Completed - Attempted	19-25	21-43
Yards per Pass Play	5.6	4.1
Sacked - Yards Lost	5-18	4-14
Had Intercepted	0	0
Punts - Average	5-255-51.0	7-327-46.7
Return Yardage	165	223
Punts - Return Yards	5-100	3-11
Kickoffs - Return Yards	3-65	7-212
Interceptions - Return Yards	0-0	0-0
Penalties - Yards	4-23	6-65
Fumbles - Lost	4-2	1-0
Red-Zone Efficiency	3 for 3	1 for 2
Goal-to-Go Efficiency	1 for 1	1 for 1
Time of Possession	33:42	26:18



MIAMI DOLPHINS 2017 DRAFT CLASS

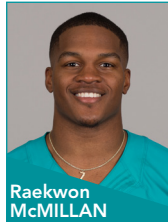
Rd 1 // Pick 22



**Charles
HARRIS**

Missouri // DE
6-3 // 260


Rd 2 // Pick 54



**Raekwon
McMILLAN**

Ohio State // LB
6-2 // 243

Rd 3 // Pick 97



**Cordrea
TANKERSLEY**

Clemson // CB
6-1 // 200

Rd 5 // Pick 164



**Isaac
ASIATA**

Utah // G
6-3 // 323

Rd 5 // Pick 178



**Davon
GODCHAUX**

LSU // DT
6-4 // 299

Rd 6 // Pick 194



**Vincent
TAYLOR**

Oklahoma State // DT
6-3 // 310

Rd 7 // Pick 237



**Isaiah
FORD**

Virginia Tech // WR
6-2 // 195

MIAMI DOLPHINS 2017 UNDRAFTED ROOKIE CLASS



**Chase
ALLEN**

Southern Illinois // LB
6-4 // 241




**Matt
HAACK**

Arizona State // P
6-1 // 185



**Malcolm
LEWIS**

Miami (Fla.) // WR
5-10 // 190




**Cameron
MALVEAUX**

Houston // DE
6-6 // 270



**Torry
McTYER**

UNLV // CB
6-0 // 195



**Drew
MORGAN**

Arkansas // WR
6-0 // 193




**De'Veon
SMITH**

Michigan // RB
5-11 // 228



**Eric
SMITH**

Virginia // T
6-5 // 300



**Maurice
SMITH**

Georgia // S
6-0 // 195



HARD ROCK STADIUM MODERNIZATION



Hard Rock Stadium is a global entertainment destination that encompasses art, culture, some of the best food in the region, diversity, an elevated fan experience and the best Miami has to offer. The venue serves as home to the Miami Dolphins, University of Miami football team, Orange Bowl, Super Bowl LIV and the 100th anniversary of the NFL, College Football Playoff Semifinals, major concerts, international soccer and a host of world-class events. This multi-purpose, open-air complex is in the midst of a multi-year, \$500 million renovation to enhance the fan experience. The modernization is being privately funded by Stephen Ross.



#ARTUNEXPECTED

Goldman Global Arts and the Miami Dolphins collaborated to transform Hard Rock Stadium into a vibrant, monumental public art experience. Highlighting 18 artists from ten countries, the landmark mural project looks to create an artistic legacy and cement Hard Rock Stadium as an iconic, world class, cultural venue of Miami.

The collection at Hard Rock Stadium is one of the world's largest street art museums, curated by Goldman Global Arts. The exceptional line-up of international artists brings a variety of techniques and styles together to create a jaw-dropping tapestry of urban art contained in a single location.





HARD ROCK STADIUM MODERNIZATION

NEW SEATING PRODUCTS

Hard Rock Stadium's modernization included doubling unique seating experiences from 8 to 16. Some of the newest seating products include:


The 72 Club: The 598 seats in the 72 Club take the premium seating experience to another level. It's the most luxurious seating experience in all of South Florida sports and entertainment. Seats are double-padded, have 11 inches more legroom and are located at midfield. At any point in-game, guests are able to walk on the field on their way to a private club designed by the Rockwell Group.



Living Room Boxes: Hard Rock Stadium created four-person private Living Room Boxes. Located on the 35-yard line and within the Atos Club presented by Dell EMC and Ford Field Clubs in the end zones, Living Room Boxes are the biggest, most comfortable seats in the stadium. These boxes give guests the ability to watch replays and highlights on their own private screens.

Hyundai Club: The Hyundai Club is a club located between the 30-yard lines on the north side that offers wider, padded seats. The club is designed by the Rockwell Group.

Corner Terraces: The 100 level Corner Terraces provide a unique social experience where guests can watch the game from a high-top table and comfortable swivel chairs. Corner Terraces provide guests the enjoyment of sitting with family or friends without being confined to a row of seats.



PHASE I

Phase I of the project that was completed for the 2015 season changed every seat in the stadium, rebuilt the concourses on the 100 and 300 levels, reduced capacity from 76,018 to 64,767, moved seats 25 feet closer to the field on the north and south sidelines, introduced five new premium spaces and allowed fans to enjoy improved food, enhanced concourses and 16 new restroom facilities throughout the venue.

Hard Rock Stadium's renovation stands apart in enhancing every fan experience. In delivering a new caliber of luxury, Phase I introduced The NINE hosted by Aston Martin Residences Miami, The 72 Club, the Hyundai Club, Ford Field Club and the Atos Club presented by Dell EMC.

For the everyday fan, new seating experiences debuted in the corner terraces, providing a unique social experience where guests watch the game from a half-round table and comfortable swivel chairs. Corner Terraces provide guests the enjoyment of sitting with family or friends without being confined to a row of seats.

The NINE hosted by Aston Martin Residences Miami: The NINE hosted by Aston Martin Residences Miami are nine open-air suites between the 30-yard lines that connect to a private club designed by the Rockwell Group. The NINE offers the best view of the field with the convenience of a private club.





HARD ROCK STADIUM MODERNIZATION

PHASE II

For the 2016 season, a state-of-the-art canopy was installed that keeps as many as 92 percent of fans in the shade and protected from the rain along with four giant high-definition video boards.

On Aug. 17, 2016, the Miami Dolphins christened the second phase of the renovation with a landmark 18-year naming rights agreement with Hard Rock International to name the newly renovated facility Hard Rock Stadium.

Video Boards

- Four 1,472-inch screens in each corner of the stadium for a total of 22,400 sq. ft. – the largest in the AFC East (compared to 12,000 total square footage in old stadium).
- A total of 18 million LEDs will showcase game day on the boards.
- High-definition picture positioned for easy sightlines for every fan.

Miami Dolphins
TOTAL: 22,400 SQ. FT.



NEW YORK JETS
TOTAL: 14,160 SQ. FT.



BUFFALO BILLS
TOTAL: 12,253 SQ. FT.



NEW ENGLAND PATRIOTS
TOTAL: 11,306 SQ. FT.



SHADE CANOPY

- Shades approximately 92 percent of fans (increase from 17 percent in old stadium).
- The shade canopy is approximately 626,000 square feet [14.37 acres] and is comprised of 17,000 tons of steel.
- Covering the remainder of the canopy area [94,000 square feet] immediately adjacent to the ocular over the field is a translucent material called ETFE. This material provides supplemental light in the bowl while reducing solar heat.
- Four spires rise an additional 200 feet above the roof surface achieving a total height of 357 feet from the ground. Several steel cables secured at the top of each spire will be extended to the roof to provide additional structural support. Cable diameters range between 3.5" to 5.5" in diameter.

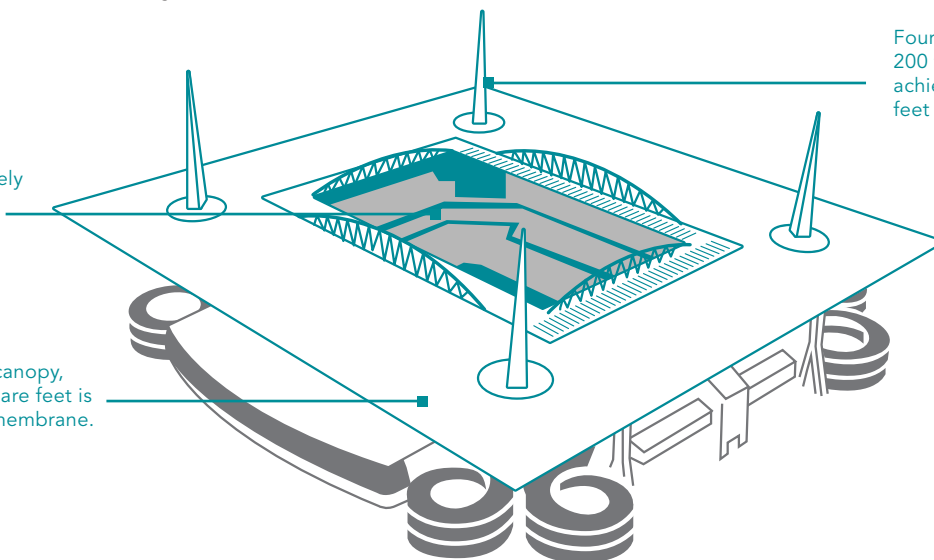
FIELD FACTS

- First team in the NFL to use Paspalum Platinum (shorter versions are Platinum TE or TE). The TE species works well in warm climates with growth not hindered in shade.
- Texture: Courser, thicker grass
- Feel: TE is thicker and lusher so there is a difference in feel and cushion in footing
- Sustainability: More shade tolerance
- Growth: TE grows aggressively and requires less nitrogen in the fertilizer than Bermuda.
- Color Variation: TE is a lighter green shade.

Shades approximately 92 percent of fans (increase from 17 percent currently).

The main area of canopy, some 530,000 square feet is a single ply TPO membrane.

Four Spires rise an additional 200 feet above the roof surface achieving a total height of 357 feet from the ground





HARD ROCK STADIUM MODERNIZATION

ALL NEW BANKUNITED CLUB LEVEL

The 2017 renovation brought additional luxury to the midsection of the stadium, renovating the BankUnited Club Level.

- Hard Rock Stadium's 147 suites were completely renovated during the 2016-2017 offseason. These suites offer luxury and comfort in the ultimate setting to watch any event.
- Suites vary in size from 10 seats up to 50 seats offering air conditioning and NFL Sunday Ticket, multi-feed sound systems, refrigerators, ice-makers and private telephone services.
- Suite attendants provide personal service in each suite during the games. Centerplate caters the suites with a wide-variety of food and beverages from which to choose.

New in 2017, Hard Rock Stadium features Theatre Boxes on the BankUnited Club Level. These 4-6 person individual boxes are located in a shared suite environment with inclusive food and beverage. Hard Rock Stadium also debuted four new corner clubs, – including the new UHealth, University of Miami Health System Cornerstone Club – giving suite members access to the corner's interior space and bar.



PHASE III

Unveiled in 2017 are remodeled, modernized suites throughout the stadium offering a more intimate club space on the BankUnited Club Level with improved amenities and food, as well as the addition of theatre boxes and four new corner clubs.

Phase III of the renovation brought new party terraces on the 300 level of Hard Rock Stadium. These party terraces have a bar that services guests on the concourse, as well as a double-sided bar with awesome views of the field. Each corner includes two semi-private spaces that each can hold up to 100 people – creating a new experience for a total of 800 guests per event. The Dolphins additionally have made a commitment to donate a party terrace of 100 military tickets each game to local troops serving our country.

Throughout Phase III of the renovation, the exterior of the facility saw enhancements in the redesign of the parking lots and landscaping.

A NEW LUXURY PARTNERSHIP

Hard Rock Stadium has attracted world-renowned iconic brands to the space, including a great partnership with Aston Martin Residences Miami. Luxury real estate company G&G Business Developments and the Miami Dolphins announced a long-term partnership to rename The NINE hosted by Aston Martin Residences at 300 Biscayne Boulevard Way.

During the Phase III renovations, The NINE also received new teak flooring, enhancing the most luxurious atmosphere in sports to create the feel of watching a game from the back of a yacht.





MIAMI DOLPHINS IN THE COMMUNITY



WR Kenny Stills meets with members of the Fort Lauderdale High School football team

KENNY STILL'S NAMED MIAMI DOLPHINS NOMINEE FOR WALTER PAYTON NFL MAN OF THE YEAR

Miami, FL – The Miami Dolphins announced Kenny Stills as the team's nominee for the WALTER PAYTON NFL MAN OF THE YEAR AWARD. Representing the best of the NFL's commitment to philanthropy and community impact, Stills was selected as the Dolphins' Man of the Year and is now eligible to win the national award. Considered one of the League's most prestigious honors, the Walter Payton NFL Man of the Year Award recognizes an NFL player for outstanding community service activities off the field as well as excellence on the field.

Three of the nominees will be selected as finalists for the national award, renamed in 1999 after the late Hall of Fame Chicago Bears running back WALTER PAYTON. Finalists will be announced in January 2018. The winner will be announced in Minneapolis at NFL Honors, a two-hour primetime awards special to air nationally on Feb. 3, the night before Super Bowl LII, from 8-10 PM (ET and PT) on NBC.

Stills has become a pioneer among NFL players in addressing societal issues. In 2016, he worked with the Miami Dolphins and Ross Initiative in Sports for Equality (RISE) to host a town hall meeting that brought influential local leaders together with law enforcement to discuss actionable steps that could be taken to address issues of racial inequality and unite the community. Items that came from this meeting included a police ride along program and COMMUNITY tailgates, which bring local student-athletes, coaches, parents, community leaders, law enforcement and military personnel together at every Dolphins home game. Stills has used his platform this season to help inspire other NFL players to host similar programs in their local communities to enhance the relationship between citizens and law enforcement. This resulted in five teams joining the effort and hosting their own ride alongs in their cities – encouraging dialogue and displaying the teamwork that unites communities and their NFL teams directly to youth in the area. In addition, multiple teams have expressed similar plans to host law enforcement related events in their respective communities.

Additionally, since joining the Dolphins prior to the 2016 season, the wide out has attended far and away more community events put on by the team than any other player on the roster. Dolphins Head Coach Adam Gase recently said, "On any Tuesday, if you try to get a hold of him, you're going to have to wait until five or six o'clock because he's doing community stuff all day. I've been impressed with how he's made himself available, how much he tries to do." His efforts extend beyond this season, as he earned the team's 2016 Nat Moore Community Service Award, given each year to a Miami Dolphins player recognized for his involvement in the South Florida community.

On the field, Stills is coming off a career year where he was tied for sixth in the NFL with nine receiving touchdowns in 2016. Also a leader on the field and in the locker room, his teammates voted him as one of the team's captains for the 2017 season. Through six games, he leads the team and is tied for seventh in the NFL with four receiving touchdowns.

Stills has made it his mission to use his platform as a professional football player to give back not only to his community, but inspires other colleagues throughout the league to work to make a change as well in their markets. He embodies both the on- and off-field elements that Walter Payton exemplified.

The Dolphins have had three players win the award (Dwight Stephenson, Dan Marino and Jason Taylor). Miami is one of only seven teams to have had three or more winners of the award.

Starting in Week 14, the Walter Payton NFL Man of the Year trophy silhouette will appear in uniform elements to further recognize past award winners and current nominees. Stills will wear a Man of the Year helmet decal through the end of the season, in recognition of his accomplishments on and off the field.

Five hundred thousand dollars will be donated in the name of the 2017 winner. \$250,000 will be donated to the winner's charity of choice and \$250,000 will be donated in his name to expand Character Playbook across the country. The two other finalists will each receive a \$100,000 donation to their charity of choice and a \$100,000 donation in their names to expand Character Playbook. All other 29 nominees will receive a \$50,000 donation to their charity of choice and an additional \$50,000 donation in their name to expand Character Playbook. All donations are courtesy of the NFL Foundation and United Way Worldwide.

The NFL announced last month a [Super Bowl Ticket Giveaway](#), a new initiative this season to surprise fans across the country with an invitation to attend Super Bowl LII in Minnesota. As a Man of the Year nominee, Stills received two Super Bowl LII tickets to give away to community heroes.

To learn more about Stills' nomination, visit NFL.com/manoftheyear.



MIAMI DOLPHINS IN THE COMMUNITY

MIAMI DOLPHINS AND ROSS INITIATIVE IN SPORTS FOR EQUALITY (RISE) ANNOUNCE END OF YEAR YOUTH AWARDS

Miami – The Miami Dolphins and the Ross Initiative in Sports for Equality (RISE) announced the winners of the end of the year youth programs awards, including the high school coach of the year, high school player of the year and team mom of the year. The award recipients demonstrated their commitment to being leaders both on and off the field this season.

Each award recipient was presented with a plaque on the field during the Dec. 11 Dolphins home game at Hard Rock Stadium against the New England Patriots, and received acknowledgment of their accomplishment through the Dolphins’ and RISE’s social media platforms. They also received tickets to a Miami Dolphins home game, access to the Dolphins/RISE pregame tailgate and a Dolphins/RISE T-shirt.

- High School Coach of the Year: **Pat Surtain** from American Heritage High School. The Patriots (13-0) have now won 27 consecutive games after defeating Baker County 44-15 in the 5A state championship final in Orlando. This is the second-straight state championship for Surtain, a former Dolphins player, and the Patriots and the school’s fourth in five years.



(L-R) Team Mom of the Year Natacha Horta and Dolphins Alum Tony Nathan

Surtain is now a nominee for the Don Shula NFL High School Coach of the Year Award, which honors high school football coaches that demonstrate the integrity, achievement, and leadership exemplified by the winningest coach in NFL history, Don Shula. As a nominee, Surtain will be invited to Orlando for the USA Football National Conference and Pro Bowl during Pro Bowl week, January, 2018. Two finalists for the Shula Coach of the Year Award will be invited to attend the 2018 Pro Bowl in Orlando, and included in the week’s festivities leading up to the game, where the winner will be announced. Each finalist also will be invited to attend Super Bowl LII in Minneapolis, MN the following week, where the winner will take part in the traditional Don Shula events and the runner up will be able to experience the Super Bowl first hand. The Don Shula Award winner receives \$10,000 and his High School football program is awarded \$15,000. The second finalist will receive \$5,000 and his High School football program will receive \$10,000.

“It is a great honor to be mentioned in the same breath as all the great high school coaches that have come before me,” Surtain said. “A lot of hard work goes into coaching. This award is not an individual award. My coaching staff deserves a lot of credit for helping me get here. I am truly humbled and honored to receive this award.”

- High School Player of the Year: **Chatarius (Tutu) Atwell Jr.** from Miami Northwestern High School. Atwell lead the Bulls (12-2) to a 21-16 win over Seffner Armwood in the 6A state championship final in Orlando. The senior quarterback accounted for 259 yards and two touchdowns in the victory. It was the Bulls’ first state championship victory in over a decade. Atwell is committed to play at the University of Louisville in the fall.
- Team Mom of the Year: **Natacha Horta** from the Miami Gardens Vikings 13U of the Florida Youth Football League. She is a single mother of five and is one of the best team moms in the Miami Gardens Vikings park. Horta goes above and beyond for her 13U team. She has been known to sacrifice the money she has to pay bills to make sure that every player on her team has whatever they need for game days. Horta is the most selfless person in the park and without a doubt she is the Miami Gardens Vikings most valuable team mom.



(L-R) Dolphins Alum Tony Nathan, Dolphins SVP of Special Projects and Alumni Relations & Alum Nat Moore, High School Coach of the Year Pat Surtain and Dolphins Youth Programs Ambassador & Alum Twan Russell



(L-R) Dolphins SVP of Special Projects and Alumni Relations & Alum Nat Moore and High School Player of the Year Chatarius (Tutu) Atwell Jr.



MIAMI DOLPHINS IN THE COMMUNITY



The V Foundation is teaming up with the Miami Dolphins, Sylvester Cancer Center and ESPN

THE V FOUNDATION TEAMS UP WITH THE MIAMI DOLPHINS, SYLVESTER COMPREHENSIVE CANCER CENTER AND ESPN FOR VICTORY OVER CANCER

Cary, N.C. – The V Foundation for Cancer Research, a top-rated cancer research charity founded by ESPN and Jim Valvano, is pleased to announce a collaboration with the Miami Dolphins, Sylvester Comprehensive Cancer Center at the University of Miami and ESPN to support important cancer research.

“Much of our support at the V Foundation is for athletes, teams, leagues and fans,” said Susan Braun, CEO of the V Foundation. “This program with the Dolphins and the NFL helps the V Foundation expand our reach, funding life-saving research. Each day, we follow Jim Valvano’s legendary words, ‘don’t give up . . . don’t ever give up!’”

The Dolphins are proud to host the Dolphins Cancer Challenge (DCC), with a mission to improve people’s lives through financial support for innovative cancer research at South Florida’s only academic-based cancer center – Sylvester. Since its inception, the DCC has raised more than \$22.5 million, donating 100 percent of participant-raised funds to research. The DCC continues to solidify its position as the largest event fundraiser in the NFL.

Through the new partnership, the DCC will contribute \$100,000 to the V Foundation during the month of December. The funds will be matched by the V Foundation for an Early Career Investigator grant to be awarded at Sylvester Comprehensive Cancer Center. The partnership will bring V Foundation resources to the South Florida-area to fund an emerging researcher in the Dolphins’ community.

“We’re proud of the work we have done in the South Florida community to raise critical funds for cancer research,” Dolphins Cancer Challenge Executive Director Jennifer Jehn said. “The DCC is committed to funding researchers and specialists to discover, develop and deliver more targeted therapies leading to the best patient outcomes. This grant will fund an early career researcher at Sylvester who is committed just as we are at the Dolphins to tackling cancer.”

To highlight the collaboration, ESPN’s Monday Night Countdown on Dec. 11 featured video from a recent Dolphins practice, where a cancer patient, a survivor and their doctor from Sylvester Comprehensive Cancer Center met with Dolphins players and ESPN commentators, Sean McDonough and Lisa Salters.

“Sylvester and the Miami Dolphins have had a deepening partnership for years, to raise much-needed cancer research dollars that directly benefit our community,” said Stephen D. Nimer, M.D., director of Sylvester. “We are extremely grateful for the involvement of the V Foundation, and its support in helping recognize and enhance the work of one of our most promising young investigators. This support advances our field in ways that help us serve our patients.”

The Dolphins initiative will fund a V Foundation Early Career Investigator grant to support a young tenure-track researcher early in her/his career by funding projects that are either laboratory-based fundamental research or translational research.

During December, the V Foundation’s blog, In Their Own Words, will feature content related to Sylvester’s investigator grant and the collaboration between the V Foundation, the Miami Dolphins and ESPN.

“Pairing up the V Foundation with the Dolphins and Sylvester Comprehensive Cancer Center in the fight against cancer was a natural choice,” said Kevin Martinez, ESPN’s Vice President of Corporate Citizenship. “Our viewers will be excited to see the V Foundation is making an impact in local NFL communities.”

The Dolphins join the Kansas City Chiefs as the second NFL team to help advance the V Foundation’s goal of achieving victory over cancer.

Follow the V Foundation on [Twitter](#), [Facebook](#) and [Instagram](#) to see more from the collaboration. For more information about the V Foundation, its grant program, or to donate, please visit www.jimmyv.org.



MIAMI DOLPHINS IN THE COMMUNITY



Dolphins Cancer Challenge Family Fest participants feed a giraffe at Zoo Miami

DOLPHINS CANCER CHALLENGE HOSTED FAMILY FEST AT ZOO MIAMI

Miami, FL – The Dolphins Cancer Challenge hosted its 2017 Family Fest at Zoo Miami. Children ages 3-12 participated in a kids bike ride in a car-free, safe location with their families with short loops up to 3-5 miles. The event also had activities for the entire family, including day admission to the zoo, bounce houses, face painting and food and beverage. More than 400 cancers fighters participated in the event.

“We’re excited to host this year’s Family Fest at Zoo Miami for the first time and provide another opportunity for people of all ages to get involved and become cancer fighters,” Miami Dolphins Senior Vice President of the Miami Dolphins Foundation and Dolphins Cancer Challenge Jennifer Jehn said. “100 percent of the funds raised today will continue to benefit Sylvester Comprehensive Cancer Center and aid innovative cancer research.”

“Family Fest is a wonderful event that gives even the youngest cancer fighters a chance to shine,” said Stephen D. Nimer, M.D., director of Sylvester. “Creating a family environment gets children involved in learning how they can make a difference. They’re able to see the impact of fundraising events that directly benefit our community by fueling cancer research that stays here in South Florida.”

This event precedes DCC VIII on Saturday, Feb. 10 that will include five bike routes through South Florida, a 5K run/walk, a finish line concert with the Goo Goo Dolls and Big Head Todd and the Monsters as well as a Dolphins Youth Ride and a Youth 5K for kids ages 14-17 – extending the opportunity for cancer fighters to be of all ages and all capabilities.



T.D. poses for a photo with a child at DCC Family Fest at Zoo Miami



A child shows off his finisher's medal at DCC Family Fest at Zoo Miami



MIAMI DOLPHINS IN THE COMMUNITY



Dolphins Alum Lorenzo Hampton with Carol City Middle School students at Gatorade Junior Training Camp

MIAMI DOLPHINS HOSTED GATORADE JUNIOR TRAINING CAMP

Miami, FL – The Miami Dolphins hosted a Gatorade Junior Training Camp at Carol City Middle School. Dolphins alumni Elmer Bailey, Lorenzo Hampton, Sam Madison, Twan Russell and Jed Weaver spent the morning teaching football specific drills as well as heat and hydration safety to approximately 300 middle school athletes.

“We’re excited to host the Gatorade Junior Training Camp at Carol City Middle School, which is just a short distance away from Hard Rock Stadium here in Miami Gardens,” said Miami Dolphins Youth Programs Ambassador & Alum Twan Russell. “Today’s sessions were geared toward helping young athletes develop key football skills to help them on the field and also ensuring they are knowledgeable about staying properly hydrated while competing.”

The Gatorade Junior Training Camp is a positive football experience that focuses on football fundamentals and skill development designed to motivate, inspire and educate the next generation of youth football athletes. Wendy’s was a supporting partner of the event.



Carol City Middle School student participates in football drills at Gatorade Junior Training Camp



Dolphins alumni put Carol City Middle School students through football drills and taught heat and hydration safety at Gatorade Junior Training Camp



DOLPHINS RADIO

CEFALO, GRIESE, ROSE AND BOKAMPER RETURN ON MIAMI DOLPHINS RADIO NETWORK IN 2017

On May 19, 2016, the Miami Dolphins announced a multi-year radio broadcast rights partnership with Miami's Sportsradio 560 WQAM, with the station becoming the official English flagship radio partner of the franchise. In addition, all Dolphins games are simulcast on KISS 99.9 FM "South Florida's NEW Country" and feature expanded pre-, halftime and postgame shows. The games also can be heard on Dolphins.com and throughout South and Central Florida on a variety of stations that make up the Miami Dolphins Radio Network.

The Dolphins previously had their games broadcast on Miami's Sportsradio 560 WQAM during the 1997-2004 and 2007-09 seasons.



Bob Griese, Joe Rose and Jimmy Cefalo



As part of the agreement, Sportsradio 560 WQAM has the English radio broadcast rights for all preseason, regular season and playoff games. Dolphins fans who tune into Miami's Sportsradio 560 WQAM have the opportunity to listen to live broadcasts of Head Coach Adam Gase's day-after-game press conferences and "Dolphins Friday," a day of Dolphins-centric content on the station featuring interviews with players, coaches and team executives. Additionally, CBS Radio Miami promotes Miami Dolphins Foundation and community initiatives across multiple platforms.



The preseason English radio broadcast team on Sportsradio 560 WQAM consists of three Dolphins alumni in the booth. Former wide receiver Jimmy Cefalo handles the play-by-play duties with former tight end Joe Rose and, for select games, former Hall of Fame defensive end Jason Taylor providing the game analysis. During the regular season, Cefalo and Rose are joined by former Hall of Fame quarterback Bob Griese serving as an analyst with former Dolphins Pro Bowl linebacker/defensive end Kim Bokamper reporting from the sidelines.



Univision Deportes Radio 1140 AM is the Dolphins official Spanish radio broadcast partner for all preseason, regular season and playoff games. Raul Striker Jr. handles play-by-play duties with Eduardo Martell as a color analyst. WQBA 1140 AM additionally airs a pregame show and postgame show.

The following is a list of radio stations on The Miami Dolphins Radio Network in 2017 (as of printing):

2017 MIAMI DOLPHINS RADIO NETWORKS

LOCATION	NETWORK	LOCATION	NETWORK
Fort Lauderdale	WQAM 560 AM	Miami	KISS 99.9 FM
Fort Lauderdale	KISS 99.9 FM	Miami	WQBA 1140 AM
Fort Lauderdale (Spanish)	WQBA 1140 AM	Orlando	ESPN 580 AM
Fort Myers	WRXK 96.1 FM	Port St. Lucie	WPSL AM 1590
Key West	WKWF 1600 AM	West Palm Beach	ESPN 106.3 FM
Miami	WQAM 560 AM	West Palm Beach	ESPN Deportes 760 AM (Spanish)
Miami	WQAM 560 AM	West Palm Beach	ESPN Deportes 760 AM (Spanish)



HALL OF FAME DEFENSIVE END/LINEBACKER JASON TAYLOR

Defensive end Jason Taylor was elected to the Pro Football Hall of Fame on Feb. 4, 2017 and inducted into the Hall of Fame on Aug. 5, 2017.

JASON TAYLOR BY THE NUMBERS

- 2** One of two Dolphins defenders to be elected to the Hall of Fame, joining Nick Buoniconti.
- 3** First-team All-Pro selections (2000, 2002, 2006). He also earned a second-team All-Pro selection in 2001.
- 5** One of five Dolphins to be elected to the Hall of Fame in his first year of eligibility, joining Don Shula, Dan Marino, Jim Langer and Paul Warfield.
- 6** Pro Bowl selections in his career (2000, 2002, 2004-07).
- 6** Number of double-digit sack seasons in his 15-year NFL career.
- 9** Touchdowns scored in his career - all with Miami. Six were scored via fumble return and the other three were on interception returns. It's the highest number of touchdowns in NFL history by a player who was primarily a defensive lineman or linebacker.
- 10** One of 10 defensive linemen to ever be elected to the Hall of Fame in his first year of eligibility, joining Joe Greene, Deacon Jones, Bob Lilly, Gino Marchetti, Merlin Olsen, Warren Sapp, Bruce Smith, Randy White and Reggie White.
- 11.5** The most number of career sacks he had on an individual quarterback, New England's Tom Brady.
- 26** Number of multi-sack games in his 15-year NFL career.
- 29** Number of opponent fumble recoveries in his career, tying the NFL record with Jim Marshall.
- 30** Total number of teams he recorded at least 0.5 sack against in his career. The only two teams he didn't record a sack against were Kansas City and the New York Giants.
- 70** Total number of different quarterbacks that he sacked in his 15-year NFL career.
- 99** Total passes defended, the most by an NFL defensive lineman since the stat became official in 1994.
- 139.5** Total number of sacks in his 15-year NFL career, which is a Dolphins team record and ranks No. 7 in NFL history.
- 2006** The year he won the NFL's Defensive Player of the Year award when he recorded 13.5 sacks, nine forced fumbles, two fumble recoveries and two interceptions.
- 2007** The year he won the NFL's Walter Payton Man of the Year Award, the only league honor that recognizes both on-field and off-field contributions.





DEPTH CHART

OFFENSE								
POS	NO	NAME (GP/GS)	NO	NAME (GP/GS)	NO	NAME (GP/GS)	NO	NAME (GP/GS)
WR	10	Kenny Stills (14/14)	88	Leonte Carroo (13/0)				
LT	67	Laremy Tunsil (14/14)	79	Sam Young (8/4)				
LG	62	Ted Larsen (6/6)						
C	51	Mike Pouncey (14/14)	64	Jake Brendel (14/0)				
RG	74	*Jermon Bushrod (10/10)	68	Isaac Asiata (0/0)				
RT	77	Jesse Davis (14/8)	71	Zach Sterup (4/0)				
TE	89	Julius Thomas (14/12)	80	Anthony Fasano (14/5)	48	MarQueis Gray (14/0)	85	A.J. Derby (9/1)
QB	6	Jay Cutler (12/12)	8	*Matt Moore (4/2)	9	David Fales (1/0)		
RB	26	*D. Williams (11/4) - OR -	32	Kenyan Drake (14/4)	34	Senorise Perry (14/0)	38	De'Veon Smith (3/0)
WR	14	Jarvis Landry (14/14)						
WR	11	DeVante Parker (11/10)	19	Jakeem Grant (14/0)				

DEFENSE						
POS	NO	NAME (GP/GS)	NO	NAME (GP/GS)	NO	NAME (GP/GS)
DE	50	*Andre Branch (12/12)	90	<u>Charles Harris (14/2)</u>	78	Terrence Fede (14/0)
DT	93	Ndamukong Suh (14/14)	56	<u>Davon Godchaux (13/5)</u>		
DT	97	Jordan Phillips (11/9)	96	<u>Vincent Taylor (12/0)</u>		
DE	91	Cameron Wake (14/14)	75	<u>Cameron Malveaux (2/0)</u>		
LB	47	Kiko Alonso (14/14)	46	Neville Hewitt (4/0)		
LB	59	<u>Chase Allen (14/3)</u>	45	Mike Hull (14/3)		
LB	94	Lawrence Timmons (12/12)	44	Stephone Anthony (6/0)		
CB	30	* <u>Cordrea Tankersley (10/10)</u>	28	Bobby McCain (14/6)	35	Walt Aikens (14/0)
CB	25	Xavien Howard (14/14)	42	Alterraun Verner (14/1)	33	<u>Torry McTyer (5/0)</u>
S	20	Reshad Jones (14/14)	31	*Michael Thomas (13/2)		
S	22	T.J. McDonald (6/6)	21	Jordan Lucas (9/0)		

SPECIAL TEAMS								
POS	NO	NAME (GP/GS)	NO	NAME (GP/GS)	NO	NAME (GP/GS)	NO	NAME (GP/GS)
K	1	Cody Parkey (14/0)						
P	16	<u>Matt Haack (14/0)</u>						
KO	1	Cody Parkey (14/0)	16	<u>Matt Haack (14/0)</u>				
H	16	<u>Matt Haack (14/0)</u>						
LS	92	John Denney (14/0)						
KOR	19	Jakeem Grant (14/0)	32	Kenyan Drake (14/4)	26	*Damien Williams (11/4)	34	Senorise Perry (14/0)
PR	19	Jakeem Grant (14/0)	32	Kenyan Drake (14/4)				

Underlined players are rookies
** Did not play last week due to injury*



PROJECTED CONTRIBUTORS: OFFENSE

QB 6



JAY CUTLER | 6-3 | 231 | VANDERBILT

- **LAST GAME:** at Buffalo (12/17): 28-of-49 (57.1 pct.) for 274 yds.
- Has posted four games with 100+ rating this year.
- Completed multiple TD passes in six of his past eight games.
- His 226 career TD passes are ninth among active NFL quarterbacks.

MATT MOORE | 6-3 | 219

QB 8



- Threw for 282 yards in the second half of Week 11, the fourth-most in a second half in Dolphins history.
- Second in NFL with 118.8 passer rating in the red zone in 2016 (min. 6 attempts).

RB 26



DAMIEN WILLIAMS | 5-11 | 224 | OKLAHOMA

- **LAST GAME:** at Buffalo (12/17): Inactive due to injury.
- Made first career start in Week 9 and scored on 10 yd. receiving TD.
- Set career highs in rushing (78) and longest rush (69 yds.) in Week 11.
- Has more receiving yards (733) than rushing yards (477) in his career.

SENRORISE PERRY | 6-0 | 210

RB 34



- Recorded a safety in week 13 after falling on Denver's Isaiah McKenzie in the end zone on punt coverage.
- Partially blocked a punt in Week 2 at L.A. Chargers.
- Has 18 career special teams tackles.

RB 32



KENYAN DRAKE | 6-1 | 211 | ALABAMA

- **LAST GAME:** at Buffalo (12/17): 16-78 rushing and 1 TD; 6-35 receiving.
- Has rushed for at least 75 yards in each of his last three games.
- Is second in the NFL with 312 rushing yards in the past three weeks.
- Tied for the NFL lead with three carries of 40+ yards this season.

LEONTE CARROO | 6-1 | 215

WR 88



- Set career highs in Week 8 with six receptions for 48 yards (8.0 avg.).
- Caught first career touchdown on a 15-yard reception vs. San Francisco on 11/27/16.
- Selected in the third round of the 2016 NFL draft.

WR 14



JARVIS LANDRY | 5-11 | 208 | LSU

- **LAST GAME:** at Buffalo (12/17): 10 rec. for 99 yds. (9.9 avg.).
- Has 386 career receptions, most in NFL history in first four years of a career.
- Second in the NFL with 98 receptions this season.
- Needs 13 receptions to break his own Dolphins single-season record.

JAKEEM GRANT | 5-7 | 169

WR 19



- Caught his first career TD pass in Week 14 vs. New England.
- Shifted from slot to outside receiver in 2017.
- Has five offensive touches in the past three games.

WR 10



KENNY STILL | 6-1 | 196 | OKLAHOMA

- **LAST GAME:** at Buffalo (12/17): 1 rec. for 8 yds.
- Had 154 receiving yards in the 2nd half of Week 11, third-most in a second half in team history.
- Second in the NFL with a 16.3 receiving avg. since 2013.

WR 11



DeVANTE PARKER | 6-3 | 212 | LOUISVILLE

- **LAST GAME:** at Buffalo (12/17): 6 rec. for 89 yds. (14.8 avg.).
- Set a season high with 89 receiving yards last week.
- Has the seventh-most career receiving yards (1,781) among players entering NFL in 2015 or later.

ANTHONY FASANO | 6-4 | 258

TE 80



- Among all-time Dolphins tight ends leaders, he is second in TDs (24), third in receptions (188) and third in receiving yds. (2,210).
- Started 82 games in 5 seasons with Miami (2008-12, 2017).
- Played in 52 consecutive games dating back to 2014.

TE 89



JULIUS THOMAS | 6-5 | 262 | PORTLAND STATE

- **LAST GAME:** at Buffalo (12/17): 2 rec. for 15 yds. (7.5 avg.).
- Is third among tight ends with 36 TD receptions since 2013.
- Has caught a pass in all 35 games he's played from 2015-17.
- Is fourth on the team in receptions (41) and receiving yards (388).

MarQUEIS GRAY | 6-4 | 263

TE 48



- Recorded his first pass attempt in Week 5 and first rushing attempt since 2013 in Week 9.
- Has four rushing attempts this season and has converted a first down on three of them (75.0 pct.).

LT 67



LAREMY TUNSIL | 6-5 | 318 | MISSISSIPPI

- **LAST GAME:** at Buffalo (12/17): Started at left tackle.
- Became first player in team history to start at least one game at both guard and tackle in his rookie season in 2016.
- Allowed just 1.5 sacks in 14 games as a rookie in 2016.

LG 62



TED LARSEN | 6-3 | 320 | NC STATE

- **LAST GAME:** at Buffalo (12/17): Started at left guard.
- Made his Dolphins debut in Week 10 after returning from injured reserve.
- An 8-year NFL veteran who has played in 108 career games with 71 starts.
- Signed as an unrestricted free agent on March 10, 2017.

SAM YOUNG | 6-8 | 306

T 79



- Spent the past two seasons (2016-17) as Miami's "swing tackle."
- Started four straight games at right tackle.
- Played in 74 career games with 18 starts.

C 51



MIKE POUNCEY | 6-5 | 298 | FLORIDA

- **LAST GAME:** at Buffalo (12/17): Started at center.
- Went 26 consecutive games without allowing a full sack until Week 12, a span that began on Sept. 27, 2015.
- Three-time Pro Bowl selection (2013-15)

JAKE BRENDEL | 6-4 | 299

C 64



- Has played in all 14 games this season.
- Second-year player who appeared in one game in 2016.
- Went undrafted in 2016 from UCLA, where he became the school's all-time leader in games started (52).

RG 74



JERMON BUSHROD | 6-5 | 318 | TOWSON

- **LAST GAME:** at Buffalo (12/17): Inactive due to injury.
- Played in 134 career games with 122 starts.
- Has not allowed a sack in his past 12 games.
- Two-time Pro Bowl selection (2011 and 2012).

RT 77



JESSE DAVIS | 6-6 | 321 | IDAHO

- **LAST GAME:** at Buffalo (12/17): Started at right guard.
- Started games at right guard (4), left guard (2) and right tackle (2) this year.
- Is one of only five players in Dolphins history to start at three positions on the offensive line in a season and the only first-year player to do so.



PROJECTED CONTRIBUTORS: DEFENSE

DE	91		CAMERON WAKE 6-3 263 PENN STATE	<ul style="list-style-type: none"> • LAST GAME: at Buffalo (12/17): 2 tackles (1 solo), 1 sack, 1 TFL, 1 QBH. • Second among all undrafted players in career sacks (90.5). • Since Week 6 of 2016, he is tied for fifth in the NFL in sacks (19.5). • Five-time Pro Bowl selection (2010, 2012-14, 2016). 	TERRENCE FEDE 6-4 267 DE 78		<ul style="list-style-type: none"> • Recorded the second blocked punt of his career in Week 13 vs. Denver. • Had 1 QBH in Week 13 vs. Denver. • Recorded two tackles (one solo) last week at Buffalo. • Has played in all 14 games this season.
DT	93		NDAMUKONG SUH 6-4 305 NEBRASKA	<ul style="list-style-type: none"> • LAST GAME: at Buffalo (12/17): 7 tackles (6 solo), 3 TFL. • Leads all interior linemen with 55.0 stuffs since entering the NFL in 2010. • Second among all interior linemen with 51.5 sacks since 2010. • Five-time Pro Bowl selection (2010, 2012-14, 2016). 	CHARLES HARRIS 6-3 250 DT 90		<ul style="list-style-type: none"> • Recorded his first career sack on critical third down in the fourth quarter of Week 5 win vs. Tennessee. • Has drawn four holding penalties this year. • First-round draft pick (22nd overall) out of Missouri.
DT	97		JORDAN PHILLIPS 6-6 335 OKLAHOMA	<ul style="list-style-type: none"> • LAST GAME: at Buffalo (12/17): Played but did not record any stats. • Has two sacks and four TFL in his past five games. • Recorded sacks in Weeks 13 and 14, the first two-game sack streak of his career. 	DAVON GODCHAUX 6-3 305 DE 56		<ul style="list-style-type: none"> • His 36 tackles (22 solo) are third-most this season among NFL rookie defensive linemen. • Forced the first fumble of his career in Week 5 vs. Tennessee. • Fifth-round pick (178th overall) in 2017
DE	50		ANDRE BRANCH 6-5 263 CLEMSON	<ul style="list-style-type: none"> • LAST GAME: at Buffalo (12/17): Inactive due to injury. • Has 58 tackles (34 solo), 8.5 sacks, 17 QBHs, 1 FF and 11 TFLs since being inserted as a starter in Week 6 last year. • Second on the team with 4.0 sacks this year. 	MIKE HULL 6-0 232 LB 45		<ul style="list-style-type: none"> • Started the first three games of the season. • Totaled 19 tackles (12 solo) in his three starts, which led the team in that span. • Tied for 2nd on team with 8 special teams tackles this year.
LB	47		KIKO ALONSO 6-3 239 OREGON	<ul style="list-style-type: none"> • LAST GAME: at Buffalo (12/17): 10 tackles (7 solo), 1 QBH. • Has forced two fumbles this season, both of which the Dolphins recovered. • Seventh in the AFC with 101 total tackles (69 solo) this season. • Moved from middle linebacker to outside linebacker in 2017. 	STEPHONE ANTHONY 6-3 245 LB 44		<ul style="list-style-type: none"> • Saw his first defensive action for the Dolphins in Week 11 vs. Tampa Bay. • Had three tackles (two solo) last week. • Acquired from New Orleans for a 2018 fifth-round pick on Sept. 19, 2017.
LB	59		CHASE ALLEN 6-3 250 SOUTHERN ILLINOIS	<ul style="list-style-type: none"> • LAST GAME: at Buffalo (12/17): 3 tackles (1 solo). • First Dolphins rookie free agent to start season opener since 1970 (LB Doug Swift) and one of three to start season openers in NFL this year. • Was a three-year starter at Southern Illinois (2013-16). 	ALTERRAUN VERNER 5-10 187 CB 42		<ul style="list-style-type: none"> • Made his first start for the Dolphins in Week 13. • Played in 124 career games with 71 starts for Tennessee (2010-13), Tampa Bay (2014-16) and Miami (2017). • Selected to the Pro Bowl following the 2013 season.
LB	94		LAWRENCE TIMMONS 6-1 242 FLORIDA STATE	<ul style="list-style-type: none"> • LAST GAME: at Buffalo (12/17): 4 tackles (2 solo). • One of just three active players with at least 30 career sacks and 10 INTs. • Recorded the 1,000th tackle of his career in Week 10 at Carolina. • One Pro Bowl selection (2014). 	BOBBY McCAIN 5-11 192 CB 28		<ul style="list-style-type: none"> • Has two INTs this year, one off Tom Brady (Week 12) and the other off Josh McCown (Week 7) to set up game-winning field goal. • Primarily a nickel/slot cornerback. • Played in all 46 games of his NFL career with 18 starts.
CB	30		CORDREA TANKERSLEY 6-1 196 CLEMSON	<ul style="list-style-type: none"> • LAST GAME: at Buffalo (12/17): Inactive due to injury. • His 7 PD are the fourth-most by a rookie in team history. • Deflected QB Matt Ryan's pass that resulted in game-ending interception by S Reshad Jones in Week 6 win at Atlanta. 	MICHAEL THOMAS 5-11 195 S 31		<ul style="list-style-type: none"> • Leads the NFL with 54 special teams tackles since 2014. • Leads team with 11 special teams stops this season. • Missed first game since 2014 last week due to injury.
CB	25		XAVIEN HOWARD 6-1 198 BAYLOR	<ul style="list-style-type: none"> • LAST GAME: at Buffalo (12/17): 4 solo tackles, 1 sack, 2 TFL, 1 QBH. • Is only cornerback in team history with back-to-back multiple INT games. • His 5 PD in Week 13 were tied for the most by an NFL player this season. • In Week 14, became first player to intercept Tom Brady twice in a game since 11/16/14. 			
S	20		RESHAD JONES 6-1 223 GEORGIA	<ul style="list-style-type: none"> • LAST GAME: at Buffalo (12/17): 7 tackles (4 solo). • Is the only NFL player with 2 fumbles returned for touchdowns this season. • Only safety in the NFL this year with at least 60 tackles, two INTs and three FRs. • One Pro Bowl selection (2015). 			
S	22		T.J. McDONALD 6-2 223 USC	<ul style="list-style-type: none"> • LAST GAME: at Buffalo (12/17): 6 tackles (4 solo), 1 PD. • Has led the team in tackles in two of the six games he has played. • Recorded his first Dolphins interception in Week 14 in the first quarter. • Tallied the 20th pass defensed of his career last week. 			



2017 MIAMI DOLPHINS TRANSACTIONS (as of December 18, 2017)

DATE	POS.	PLAYER/COACH	TRANSACTION	DATE	POS.	PLAYER/COACH	TRANSACTION
January 10	LB	Lamin Barrow	Signed to futures contract	May 5	DE	Cameron Malveaux	Signed as Undrafted College Free Agent
January 10	CB	Daniel Davie	Signed to futures contract	May 5	DE	Praise Martin-Oguike	Signed as Undrafted College Free Agent
January 10	G/T	Jesse Davis	Signed to futures contract	May 5	CB	Torry McTyler	Signed as Undrafted College Free Agent
January 10	QB	Brandon Doughty	Signed to futures contract	May 5	WR	Drew Morgan	Signed as Undrafted College Free Agent
January 10	RB	Storm Johnson	Signed to futures contract	May 5	WR	Francis Owusu	Signed as Undrafted College Free Agent
January 10	LB	Deon Lacey	Signed to futures contract	May 5	DE	Joby Saint Fleur	Signed as Undrafted College Free Agent
January 10	DE	Arthur Miley	Signed to futures contract	May 5	RB	De'Veon Smith	Signed as Undrafted College Free Agent
January 10	TE	Chris Pantale	Signed to futures contract	May 5	T	Eric Smith	Signed as Undrafted College Free Agent
January 10	RB	Senorise Perry	Signed to futures contract	May 5	S	Maurice Smith	Signed as Undrafted College Free Agent
January 10	T	Terry Poole	Signed to futures contract	May 5	WR	Damore'ea Stringfellow	Signed as Undrafted College Free Agent
January 10	DE	Julius Warmsley	Signed to futures contract	May 5	LB	Raekwon McMillan	Signed (D2, '17)
January 10	LB	Brandon Watts	Signed to futures contract	May 5	CB	Cordrea Tankersley	Signed (D3, '17)
January 12	DT	Lawrence Okoye	Signed to futures contract	May 5	G	Isaac Asiata	Signed (D5a, '17)
January 12		Matt Burke	Named Defensive Coordinator	May 5	DT	Vincent Taylor	Signed (D6, '17)
January 19		Darren Rizzi	Promoted to Associate Head Coach/Sp. Teams Coord.	May 5	WR	Isaiah Ford	Signed (D7, '17)
January 19		Chris Kuper	Promoted to Assistant Offensive Line Coach	May 11	RB	Damien Williams	Signed Restricted Free Agent Tender
January 19		Frank Bush	Named Assistant Head Coach/Linebackers Coach	May 16	DT	Davon Godchaux	Signed (D5b, '17)
February 10		Josh Grizzard	Named Offensive Quality Control	May 24	DE	Charles Harris	Signed (D1, '17)
February 10		Andre Carter	Named Assistant Defensive Line Coach	June 8	WR	Mitch Mathews	Signed as FA
February 10		Chris Foerster	Promoted to Run Game Coord./Offensive Line Coach	July 21	RB	De'Veon Smith	Placed on Active/Physically Unable to Perform List
February 16	DE	Mario Williams	Released	July 21	T	Eric Smith	Placed on Active/Physically Unable to Perform List
February 16	DT	Earl Mitchell	Released	July 25	CB	Alterraun Verner	Signed as FA
February 16	CB	Ifo Ekpre-Olomu	Waived	July 25	LB	Koa Misi	Placed on Reserve/Injured List
February 18	DE	Cameron Wake	Signed Contract Extension	July 27	WR	Rashawn Scott	Placed on Active/Physically Unable to Perform List
February 21	LS	Winston Chapman	Signed as FA	July 27	S	Reshad Jones	Placed on Active/Non-Football Injury List
March 8	CB	Lafayette Pitts	Placed Exclusive Rights Tender	July 27	T	Avery Young	Placed on Active/Non-Football Injury List
March 8	C/G	Anthony Steen	Placed Exclusive Rights Tender	July 27	RB	De'Veon Smith	Activated from Active/Physically Unable to Perform List
March 8	LB	Mike Hull	Placed Exclusive Rights Tender	July 27	T	Eric Smith	Activated from Active/Physically Unable to Perform List
March 8	TE	Thomas Duarte	Placed Exclusive Rights Tender	July 30	WR	Jordan Westerkamp	Signed as FA
March 8	WR	Kenny Stills	Re-Signed	July 30	LB	Lamin Barrow	Waived/Injured
March 9	LB	Kiko Alonso	Placed First Round Restricted Free Agent Tender	Aug. 2	S	Reshad Jones	Activated from Active/Non-Football Injury List
March 9	RB	Damien Williams	Placed Original Round Restricted Free Agents Tender	Aug. 4	T	Kwayde Miller	Signed as FA
March 9	S	Michael Thomas	Placed Original Round Restricted Free Agents Tender	Aug. 4	T	Avery Young	Activated from Active/Non-Football Injury List
March 9	DE	Nick Williams	Restructured Contract	Aug. 5	T	Terry Poole	Waived
March 9	TE	Julius Thomas	Acquired by Miami in Trade (Jax.)	Aug. 5	G	Isame Faciane	Signed as FA
March 9	T	Branden Albert	Traded (Jax.)	Aug. 7	QB	Jay Cutler	Signed as FA
March 9	TE	Anthony Fasano	Signed as UFA (Ten.)	Aug. 7	DE	Arthur Miley	Waived
March 9	S	Reshad Jones	Signed Contract Extension	Aug. 12	LB	Junior Sylvestre	Signed as FA
March 10	DE	Andre Branch	Re-Signed	Aug. 12	QB	Ryan Tannehill	Placed on Reserve/Injured List
March 10	LS	John Denney	Re-Signed	Aug. 15	WR	Trey Griffey	Signed as FA
March 10	S	Isa Abdul-Quddus	Waived/Failed Physical	Aug. 15	T	Sean Hickey	Signed as FA
March 10	LB	Lawrence Timmons	Signed as UFA (Pit.)	Aug. 15	WR	Rashad Lawrence	Signed as FA
March 10	S	Nate Allen	Signed as UFA (Oak.)	Aug. 15	T	Kwayde Miller	Waived
March 10	DE	William Hayes	Acquired by Miami in Trade (LAR)	Aug. 15	WR	Francis Owusu	Waived/Injured
March 10	C/G	Ted Larsen	Signed as UFA (Chi.)	Aug. 15	WR	Jordan Westerkamp	Waived/Injury Settlement
March 16	G/T	Jermon Bushrod	Re-Signed	Aug. 18	WR	Isaiah Ford	Waived/Injured
March 21	LB	Kiko Alonso	Signed Contract Extension	Aug. 18	WR	Francis Owusu	Waived/Injury Settlement
March 22	T	Avery Young	Signed as FA	Aug. 19	LB	Rey Maualuga	Signed as FA
March 22	CB	Daniel Davie	Waived/Non-Football Injury	Aug. 26	C/G	Kraig Urbik	Released/Injury Settlement
March 31	S	T.J. McDonald	Signed as UFA (LAR)	Sept. 2	S	T.J. McDonald	Signed contract extension
March 31	DE	Dion Jordan	Waived/Failed Physical	Sept. 2	CB	Tony Lippett	Placed on Reserve/Injured List
April 5	QB	David Fales	Signed as FA	Sept. 2	LB	Raekwon McMillan	Placed on Reserve/Injured List
April 13	TE	Thomas Duarte	Signed Exclusive Rights Tender	Sept. 2	S	T.J. McDonald	Placed on Reserve/Suspended List
April 13	CB	Lafayette Pitts	Signed Exclusive Rights Tender	Sept. 2	WR	Rashawn Scott	Placed on Reserve/Physically Unable to Perform List
April 17	LB	Mike Hull	Signed Exclusive Rights Tender	Sept. 2	DE	Nick Williams	Released
April 17	C/G	Anthony Steen	Signed Exclusive Rights Tender	Sept. 2	T	Sam Young	Released
April 17	S	Michael Thomas	Signed Restricted Free Agent Tender	Sept. 2	LB	Neville Hewitt	Waived/Injured
April 27	DE	Charles Harris	Selected in NFL draft - D1, '17	Sept. 2	LB	Brandon Watts	Waived/Injured
April 28	LB	Raekwon McMillan	Selected in NFL draft - D2, '17	Sept. 2	LS	Winston Chapman	Waived
April 28	CB	Cordrea Tankersley	Selected in NFL draft - D3, '17	Sept. 2	P	Matt Darr	Waived
April 29	G	Isaac Asiata	Selected in NFL draft - D5a, '17	Sept. 2	QB	Brandon Doughty	Waived
April 29	DT	Davon Godchaux	Selected in NFL draft - D5b, '17	Sept. 2	TE	Thomas Duarte	Waived
April 29	DT	Vincent Taylor	Selected in NFL draft - D6, '17	Sept. 2	G	Isame Faciane	Waived
April 29	WR	Isaiah Ford	Selected in NFL draft - D7, '17	Sept. 2	QB	David Fales	Waived
May 1	T	Ja'Wuan James	Team Exercises Fifth-Year Option	Sept. 2	WR	Trey Griffey	Waived
May 5	LB	Chase Allen	Signed as Undrafted College Free Agent	Sept. 2	S	A.J. Hendy	Waived
May 5	P	Matt Haack	Signed as Undrafted College Free Agent	Sept. 2	T	Sean Hickey	Waived
May 5	CB	Larry Hope	Signed as Undrafted College Free Agent	Sept. 2	CB	Larry Hope	Waived
May 5	WR	Malcolm Lewis	Signed as Undrafted College Free Agent	Sept. 2	RB	Storm Johnson	Waived



2017 MIAMI DOLPHINS TRANSACTIONS (as of December 18, 2017)

DATE	POS.	PLAYER/COACH	TRANSACTION	DATE	POS.	PLAYER/COACH	TRANSACTION
Sept. 2	LB	Deon Lacey	Waived	Dec. 4	DE	Jonathan Woodard	Signed to practice squad
Sept. 2	WR	Rashad Lawrence	Waived				
Sept. 2	WR	Malcolm Lewis	Waived				
Sept. 2	CB	Jordan Lucas	Waived				
Sept. 2	DE	Cameron Malveaux	Waived				
Sept. 2	DE	Praise Martin-Oguike	Waived				
Sept. 2	WR	Mitch Mathews	Waived				
Sept. 2	WR	Drew Morgan	Waived				
Sept. 2	DT	Lawrence Okoye	Waived				
Sept. 2	TE	Chris Pantale	Waived				
Sept. 2	CB	Lafayette Pitts	Waived				
Sept. 2	DE	Joby Saint Fleur	Waived				
Sept. 2	RB	De'Veon Smith	Waived				
Sept. 2	WR	Damore'ea Stringellow	Waived				
Sept. 2	LB	Junior Sylvestre	Waived				
Sept. 2	DE	Julius Warmsley	Waived				
Sept. 2	T	Avery Young	Waived				
Sept. 3	K	Cody Parkey	Acquired from waivers (Cle.)				
Sept. 3	LB	Justin March-Lillard	Acquired from waivers (K.C.)				
Sept. 3	K	Andrew Franks	Waived				
Sept. 3	LB	Trevor Reilly	Waived				
Sept. 3	QB	Brandon Doughty	Signed to practice squad				
Sept. 3	TE	Thomas Duarte	Signed to practice squad				
Sept. 3	T	Sean Hickey	Signed to practice squad				
Sept. 3	WR	Malcolm Lewis	Signed to practice squad				
Sept. 3	CB	Jordan Lucas	Signed to practice squad				
Sept. 3	DE	Cameron Malveaux	Signed to practice squad				
Sept. 3	WR	Drew Morgan	Signed to practice squad				
Sept. 3	RB	De'Veon Smith	Signed to practice squad				
Sept. 4	C/G	Ted Larsen	Placed on Reserve/Injured List				
Sept. 4	T	Sam Young	Signed as FA				
Sept. 4	DT	Gabe Wright	Signed to practice squad				
Sept. 4	LB	Trevor Reilly	Signed to practice squad				
Sept. 19	LB	Lawrence Timmons	Placed on Reserve/Suspended by Club List				
Sept. 19	LB	Stephone Anthony	Acquired by Miami in Trade (NO)				
Sept. 26	LB	Lawrence Timmons	Reinstated				
Sept. 26	LB	Justin March-Lillard	Waived				
Oct. 3	T	Eric Smith	Placed on Reserve/Injured List				
Oct. 3	CB/S	Jordan Lucas	Signed to active roster from practice squad				
Oct. 3	WR	Kolby Listenbee	Signed to practice squad				
Oct. 9		Chris Foerster	Resigned				
Oct. 9	LB	Neville Hewitt	Signed to practice squad				
Oct. 9	LB	Trevor Reilly	Released from practice squad				
Oct. 11		Dave DeGuglielmo	Named Senior Offensive Assistant				
Oct. 24	CB	Byron Maxwell	Released				
Oct. 24	QB	David Fales	Signed as FA				
Oct. 31	RB	Jay Ajayi	Traded to Philadelphia				
Oct. 31	WR	Rashawn Scott	Activated off Reserve/Physically Unable to Perform List				
Oct. 31	S	Nate Allen	Placed on Reserve/Injured List				
Oct. 31	C/G	Anthony Steen	Placed on Reserve/Injured List				
Nov. 4	C/G	Ted Larsen	Activated off Reserve/Injured List				
Nov. 8	T	Zach Sterup	Signed off Cleveland's practice squad				
Nov. 11	S	T.J. McDonald	Activated from Reserve/Suspended by Commissioner List				
Nov. 11	T	Ja'Wuan James	Placed on Reserve/Injured List				
Nov. 18	RB	De'Veon Smith	Signed to active roster from practice squad				
Nov. 18	LB	Rey Mauluga	Waived				
Nov. 20	RB	De'Veon Smith	Waived				
Nov. 22	LB	Neville Hewitt	Signed to active roster from practice squad				
Nov. 22	RB	De'Veon Smith	Signed to practice squad				
Nov. 28	DE	William Hayes	Placed on Reserve/Injured List				
Nov. 29	RB	De'Veon Smith	Signed to active roster from practice squad				
Nov. 29	RB	Brandon Radcliff	Signed to practice squad				
Nov. 29	TE	A.J. Derby	Acquired from waivers (Den.)				
Nov. 29	WR	Rashawn Scott	Waived				
Nov. 30	WR	Rashawn Scott	Signed to practice squad				
Dec. 2	DE	Cameron Malveaux	Signed to active roster from practice squad				
Dec. 2	S	Maurice Smith	Placed on Reserve/Non-Football Illness List				
Dec. 3	WR	Kolby Listenbee	Released from practice squad				
Dec. 4	CB	David Rivers III	Signed to practice squad				



2017 MIAMI DOLPHINS NUMERICAL ROSTER

(as of December 18, 2017 - visit Dolphins.com for most up-to-date roster)

No.	Name	Pos.	Ht.	Wt.	Birthdate	Exp.	College	Hometown	How Acq.	Date Placed
1	Cody Parkey	K	6-0	190	2/19/92	3	Auburn '14	Jupiter, Fla.	Wai., '17 (Cle.)	
6	Jay Cutler	QB	6-3	231	4/29/83	12	Vanderbilt '06	Santa Claus, Ind.	FA, '17	
8	Matt Moore	QB	6-3	219	8/9/84	11	Oregon State '07	Newhall, Calif.	UFA, '11 (Car.)	
9	David Fales	QB	6-2	213	10/4/90	3	San Jose State '14	Salinas, Calif.	FA, '17	
10	Kenny Stills	WR	6-1	196	4/22/92	5	Oklahoma '13	Carlsbad, Calif.	T, '15 (N.O.)	
11	DeVante Parker	WR	6-3	212	1/20/93	3	Louisville '15	Louisville, Ky.	D1, '15	
14	Jarvis Landry	WR	5-11	208	11/28/92	4	LSU '14	Lutcher, La.	D2, '14	
16	Matt Haack	P	6-0	205	7/25/94	R	Arizona State '17	West Des Moines, Iowa	FA, '17	
19	Jakeem Grant	WR	5-7	169	10/30/92	2	Texas Tech '16	Mesquite, Texas	D6a, '16	
20	Reshad Jones	S	6-1	223	2/25/88	8	Georgia '10	Atlanta, Ga.	D5b, '10	
21	Jordan Lucas	CB/S	6-0	202	8/2/93	2	Penn State '16	New Rochelle, N.Y.	D6b, '16	
22	T.J. McDonald	S	6-2	223	1/26/91	5	USC '13	Fresno, Calif.	UFA, '17 (LAR)	
25	Xavien Howard	CB	6-1	196	7/4/93	2	Baylor '16	Houston, Texas	D2, '16	
26	Damien Williams	RB	5-11	224	4/3/92	4	Oklahoma '14	San Diego, Calif.	FA, '14	
28	Bobby McCain	CB	5-11	192	8/18/93	3	Memphis '15	Oxford, Ala.	D5a, '15	
30	Cordrea Tankersley	CB	6-1	196	11/19/93	R	Clemson '17	Beech Island, S.C.	D3, '17	
31	Michael Thomas	S	5-11	195	3/17/90	5	Stanford '12	Houston, Texas	FA, '13	
32	Kenyan Drake	RB	6-1	211	1/26/94	2	Alabama '16	Powder Springs, Ga.	D3a, '16	
33	Torry McTyer	CB	5-11	184	4/10/95	R	UNLV '17	Los Angeles, Calif.	FA, '17	
34	Seniorise Perry	RB	6-0	210	9/19/91	3	Louisville '14	Summerville, Ga.	FA, '16	
35	Walt Aikens	CB/S	6-1	212	6/19/91	4	Liberty '14	Charlotte, N.C.	D4, '14	
38	De'Veon Smith	RB	5-11	221	11/8/94	R	Michigan '17	Warren, Ohio	FA, '17	
42	Alterraun Verner	CB	5-10	187	12/13/88	8	UCLA '10	Orange, Calif.	FA, '17	
44	Stephone Anthony	LB	6-3	245	7/28/92	3	Clemson '15	Polkton, N.C.	T, '17 (NO)	
45	Mike Hull	LB	6-0	232	5/25/91	2	Penn State '15	Cononsburg, Pa.	FA, '15	
46	Neville Hewitt	LB	6-2	234	4/6/93	3	Marshall '15	Conyers, Ga.	FA, '15	
47	Kiko Alonso	LB	6-3	233	8/14/90	5	Oregon '13	Los Gatos, Calif.	T, '16 (Phi.)	
48	MarQueis Gray	TE	6-4	263	11/7/89	5	Minnesota '13	Indianapolis, Ind.	FA, '16	
50	Andre Branch	DE	6-5	263	7/14/89	6	Clemson '12	Richmond, Va.	UFA, '16 (Jax.)	
51	Mike Pouncey	C	6-5	298	7/24/89	7	Florida '11	Lakeland, Fla.	D1, '11	
56	Davon Godchaux	DT	6-3	305	11/11/94	R	LSU '17	Plaquemine, La.	D5b, '17	
59	Chase Allen	LB	6-3	250	8/29/93	R	Southern Illinois '17	Belleville, Ill.	FA, '17	
62	Ted Larsen	C/G	6-3	320	6/13/87	8	NC State '10	Palm Harbor, Fla.	UFA, '17 (Chi.)	
64	Jake Brendel	C	6-4	299	9/10/92	2	UCLA '16	Plano, Texas	FA, '16	
67	Laremy Tunsil	T	6-5	318	8/2/94	2	Mississippi '16	Lake City, Fla.	D1, '16	
68	Isaac Asiata	G	6-3	341	12/29/92	R	Utah '17	Spanish Fork, Utah	D5a, '17	
71	Zach Sterup	T	6-9	318	5/14/92	1	Nebraska '15	Hastings, Neb.	FA, '17	
74	Jermion Bushrod	G/T	6-5	318	8/19/84	11	Towson '07	King George, Va.	FA, '16	
75	Cameron Malveaux	DE	6-5	276	8/22/94	R	Houston '17	Beaumont, Texas	FA, '17	
77	Jesse Davis	G/T	6-6	321	9/15/91	1	Idaho '16	Asotin, Wash.	FA, '17	
78	Terrence Fede	DE	6-4	267	11/19/91	4	Marist '14	Nyack, N.Y.	D7, '14	
79	Sam Young	T	6-8	306	6/24/87	8	Notre Dame '10	Coral Springs, Fla.	UFA, '16 (Jax.)	
80	Anthony Fasano	TE	6-4	258	4/20/84	12	Notre Dame '06	Verona, N.J.	UFA, '17 (Ten.)	
85	A.J. Derby	TE	6-5	255	9/20/91	4	Arkansas '15	Iowa City, Iowa	Wai., '17 (Den.)	
88	Leonte Carroo	WR	6-1	215	1/24/94	2	Rutgers '16	Edison, N.J.	D3b, '16	
89	Julius Thomas	TE	6-5	262	6/27/88	7	Portland State '11	Stockton Calif.	T, '17 (Jax.)	
90	Charles Harris	DE	6-3	250	3/6/95	R	Missouri '17	Kansas City, Mo.	D1, '17	
91	Cameron Wake	DE	6-3	263	1/30/82	9	Penn State '05	Hyattsville, Md.	FA, '09	
92	John Denney	LS	6-5	242	12/13/78	13	Brigham Young '05	Thornton, Colo.	FA, '05	
93	Ndamukong Suh	DT	6-4	305	1/6/87	8	Nebraska '10	Portland, Ore.	UFA, '15 (Det.)	
94	Lawrence Timmons	LB	6-1	242	5/14/86	11	Florida State '07	Florence, S.C.	UFA, '17 (Pit.)	
96	Vincent Taylor	DT	6-3	296	1/5/94	R	Oklahoma State '17	San Antonio, Texas	D6, '17	
97	Jordan Phillips	DT	6-6	333	9/21/92	3	Oklahoma '15	Wichita, Kan.	D2, '15	
RESERVE/INJURED										
15	Isaiah Ford	WR	6-2	195	2/9/96	R	Virginia Tech '17	Jacksonville, Fla.	D7, '17	8/19/17
17	Ryan Tannehill	QB	6-4	216	7/27/88	6	Texas A&M '12	Big Spring, Texas	D1, '12	8/12/17
29	Nate Allen	S	6-1	214	11/30/87	8	South Florida '10	Cape Coral, Fla.	UFA, '17 (Oak.)	10/31/17
36	Tony Lippett	CB	6-3	192	7/2/92	3	Michigan State '15	Detroit, Mich.	D5d, '15	9/2/17
49	Lamin Barrow	LB	6-2	235	11/29/90	4	LSU '14	Marrero, La.	FA, '17	7/31/17
52	Raekwon McMillan	LB	6-2	248	11/17/95	R	Ohio State '17	Hinesville, Ga.	D2, '17	9/2/17
55	Koa Misi	LB	6-3	265	1/17/87	8	Utah '10	Santa Rosa, Calif.	D2, '10	7/25/17
65	Anthony Steen	C/G	6-4	320	5/9/90	2	Alabama '14	Clarksdale, Miss.	FA, '16	10/31/17
70	Ja'Wuan James	T	6-6	307	6/3/92	4	Tennessee '14	Suwanee, Ga.	D1, '14	11/11/17
72	Eric Smith	T	6-4	321	9/2/95	R	Virginia '17	Decatur, Ga.	FA, '17	10/3/17
95	William Hayes	DE	6-3	278	5/2/85	10	Winston-Salem St. '08	High Point, N.C.	T, '17 (LAR)	11/28/17
RESERVE/NON-FOOTBALL ILLNESS										
27	Maurice Smith	S	6-0	197	6/14/95	R	Georgia '17	Sugar Land, Texas	FA, '17	12/2/17
PRACTICE SQUAD										
7	Brandon Doughty	QB	6-3	212	10/6/91	1	Western Kentucky '16	Davie, Fla.	D7a, '16	
18	Malcolm Lewis	WR	5-10	194	10/27/93	R	Miami (FL) '17	Miramar, Fla.	FA, '17	
37	Brandon Radcliff	RB	5-9	206	3/18/93	R	Louisville '17	Miami, Fla.	FA, '17	
40	David Rivers III	CB	6-0	185	7/23/94	R	Youngstown State '17	Miami, Fla.	FA, '17	
63	Sean Hickey	T	6-6	306	9/29/91	1	Syracuse '15	Murrysville, Pa.	FA, '17	
76	Jonathan Woodard	DE	6-6	271	9/19/93	1	Central Arkansas '16	Brentwood, Tenn.	FA, '17	
81	Drew Morgan	WR	6-0	187	12/2/94	R	Arkansas '17	Greenwood, Ark.	FA, '17	
83	Thomas Duarte	TE	6-2	244	3/30/95	2	UCLA '16	Fullerton, Calif.	D7b, '16	
87	Rashawn Scott	WR	6-0	199	1/29/92	2	Miami (FL) '16	Melbourne, Fla.	FA, '16	
98	Gabe Wright	DT	6-3	305	4/3/92	3	Auburn '15	Columbus, Ga.	FA, '17	



2017 MIAMI DOLPHINS ALPHABETICAL ROSTER

(as of December 18, 2017 - visit Dolphins.com for most up-to-date roster)

No.	Name	Pos.	Ht.	Wt.	Birthdate	Exp.	College	Hometown	How Acq.	Date Placed
35	Aikens, Walt	CB/S	6-1	212	6/19/91	4	Liberty '14	Charlotte, N.C.	D4, '14	
59	Allen, Chase	LB	6-3	250	8/29/93	R	Southern Illinois '17	Belleville, Ill.	FA, '17	
47	Alonso, Kiko	LB	6-3	233	8/14/90	5	Oregon '13	Los Gatos, Calif.	T, '16 (Phi.)	
44	Anthony, Stephone	LB	6-3	245	7/28/92	3	Clemson '15	Polkton, N.C.	T, '17 (NO)	
68	Asiata, Isaac	G	6-3	341	12/29/92	R	Utah '17	Spanish Fork, Utah	D5a, '17	
50	Branch, Andre	DE	6-5	263	7/14/89	6	Clemson '12	Richmond, Va.	UFA, '16 (Jax.)	
64	Brendel, Jake	C	6-4	299	9/10/92	2	UCLA '16	Plano, Texas	FA, '16	
74	Bushrod, Jermon	G/T	6-5	318	8/19/84	11	Towson '07	King George, Va.	FA, '16	
88	Carroo, Leonte	WR	6-1	215	1/24/94	2	Rutgers '16	Edison, N.J.	D3b, '16	
6	Cutler, Jay	QB	6-3	231	4/29/83	12	Vanderbilt '06	Santa Claus, Ind.	FA, '17	
77	Davis, Jesse	G/T	6-6	321	9/15/91	1	Idaho '16	Asotin, Wash.	FA, '17	
92	Denney, John	LS	6-5	242	12/13/78	13	Brigham Young '05	Thornton, Colo.	FA, '05	
85	Derby, A.J.	TE	6-5	255	9/20/91	4	Arkansas '15	Iowa City, Iowa	Wai., '17 (Den.)	
32	Drake, Kenyan	RB	6-1	211	1/26/94	2	Alabama '16	Powder Springs, Ga.	D3a, '16	
9	Fales, David	QB	6-2	213	10/4/90	3	San Jose State '14	Salinas, Calif.	FA, '17	
80	Fasano, Anthony	TE	6-4	258	4/20/84	12	Notre Dame '06	Verona, N.J.	UFA, '17 (Ten.)	
78	Fede, Terrence	DE	6-4	267	11/19/91	4	Marist '14	Nyack, N.Y.	D7, '14	
56	Godchaux, Davon	DT	6-3	305	11/11/94	R	LSU '17	Plaquemine, La.	D5b, '17	
19	Grant, Jakeem	WR	5-7	169	10/30/92	2	Texas Tech '16	Mesquite, Texas	D6a, '16	
48	Gray, MarQueis	TE	6-4	263	11/7/89	5	Minnesota '13	Indianapolis, Ind.	FA, '16	
16	Haack, Matt	P	6-0	205	7/25/94	R	Arizona State '17	West Des Moines, Iowa	FA, '17	
90	Harris, Charles	DE	6-3	250	3/6/95	3	Missouri '17	Kansas City, Mo.	D1, '17	
46	Hewitt, Neville	LB	6-2	234	4/6/93	3	Marshall '15	Conyers, Ga.	FA, '15	
25	Howard, Xavien	CB	6-1	196	7/4/93	2	Baylor '16	Houston, Texas	D2, '16	
45	Hull, Mike	LB	6-0	232	5/25/91	2	Penn State '15	Cononsburg, Pa.	FA, '15	
20	Jones, Reshad	S	6-1	223	2/25/88	8	Georgia '10	Atlanta, Ga.	D5b, '10	
14	Landry, Jarvis	WR	5-11	208	11/28/92	4	LSU '14	Lutcher, La.	D2, '14	
62	Larsen, Ted	C/G	6-3	320	6/13/87	8	NC State '10	Palm Harbor, Fla.	UFA, '17 (Chi.)	
21	Lucas, Jordan	CB/S	6-0	202	8/2/93	2	Penn State '16	New Rochelle, N.Y.	D6b, '16	
75	Malveaux, Cameron	DE	6-5	276	8/22/94	R	Houston '17	Beaumont, Texas	FA, '17	
28	McCain, Bobby	CB	5-11	192	8/18/93	3	Memphis '15	Oxford, Ala.	D5a, '15	
22	McDonald, T.J.	S	6-2	223	1/26/91	5	USC '13	Fresno, Calif.	UFA, '17 (LAR)	
33	McTyer, Torry	CB	5-11	184	4/10/95	R	UNLV '17	Los Angeles, Calif.	FA, '17	
8	Moore, Matt	QB	6-3	219	8/9/84	11	Oregon State '07	Newhall, Calif.	UFA, '11 (Car.)	
11	Parker, DeVante	WR	6-3	212	1/20/93	3	Louisville '15	Louisville, Ky.	D1, '15	
1	Parkey, Cody	K	6-0	190	2/19/92	3	Auburn '14	Jupiter, Fla.	Wai., '17 (Cle.)	
34	Perry, Senorise	RB	6-0	210	9/19/91	3	Louisville '14	Summerville, Ga.	FA, '16	
97	Phillips, Jordan	DT	6-6	333	9/21/92	3	Oklahoma '15	Wichita, Kan.	D2, '15	
51	Pouncey, Mike	C	6-5	298	7/24/89	7	Florida '11	Lakeland, Fla.	D1, '11	
38	Smith, De'Veon	RB	5-11	221	11/8/94	R	Michigan '17	Warren, Ohio	FA, '17	
71	Sterup, Zach	T	6-9	318	5/14/92	1	Nebraska '15	Hastings, Neb.	FA, '17	
10	Stills, Kenny	WR	6-1	196	4/22/92	5	Oklahoma '13	Carlsbad, Calif.	T, '15 (N.O.)	
93	Suh, Ndamukong	DT	6-4	305	1/6/87	8	Nebraska '10	Portland, Ore.	UFA, '15 (Det.)	
30	Tankersley, Cordrea	CB	6-1	196	11/19/93	R	Clemson '17	Beech Island, S.C.	D3, '17	
96	Taylor, Vincent	DT	6-3	296	1/5/94	R	Oklahoma State '17	San Antonio, Texas	D6, '17	
89	Thomas, Julius	TE	6-5	262	6/27/88	7	Portland State '11	Stockton Calif.	T, '17 (Jax.)	
31	Thomas, Michael	S	5-11	195	3/17/90	5	Stanford '12	Houston, Texas	FA, '13	
94	Timmons, Lawrence	LB	6-1	242	5/14/86	11	Florida State '07	Florence, S.C.	UFA, '17 (Pit.)	
67	Tunsil, Laremy	T	6-5	318	8/2/94	2	Mississippi '16	Lake City, Fla.	D1, '16	
42	Verner, Alterraun	CB	5-10	187	12/13/88	8	UCLA '10	Orange, Calif.	FA, '17	
91	Wake, Cameron	DE	6-3	263	1/30/82	9	Penn State '05	Hyattsville, Md.	FA, '09	
26	Williams, Damien	RB	5-11	224	4/3/92	4	Oklahoma '14	San Diego, Calif.	FA, '14	
79	Young, Sam	T	6-8	306	6/24/87	8	Notre Dame '10	Coral Springs, Fla.	UFA, '16 (Jax.)	
RESERVE/INJURED										
29	Allen, Nate	S	6-1	214	11/30/87	8	South Florida '10	Cape Coral, Fla.	UFA, '17 (Oak.)	10/31/17
49	Barrow, Lamin	LB	6-2	235	11/29/90	4	LSU '14	Marrero, La.	FA, '17	7/31/17
15	Ford, Isaiah	WR	6-2	195	2/9/96	R	Virginia Tech '17	Jacksonville, Fla.	D7, '17	8/19/17
95	Hayes, William	DE	6-3	278	5/2/85	10	Winston-Salem St. '08	High Point, N.C.	T, '17 (LAR)	11/28/17
70	James, Ja'Wuan	T	6-6	307	6/3/92	4	Tennessee '14	Suwanee, Ga.	D1, '14	11/11/17
36	Lippett, Tony	CB	6-3	192	7/2/92	3	Michigan State '15	Detroit, Mich.	D5d, '15	9/2/17
52	McMillan, Raekwon	LB	6-2	248	11/17/95	R	Ohio State '17	Hinesville, Ga.	D2, '17	9/2/17
55	Misi, Koa	LB	6-3	265	1/17/87	8	Utah '10	Santa Rosa, Calif.	D2, '10	7/25/17
72	Smith, Eric	T	6-4	321	9/2/95	R	Virginia '17	Decatur, Ga.	FA, '17	10/3/17
65	Steen, Anthony	C/G	6-4	320	5/9/90	2	Alabama '14	Clarksdale, Miss.	FA, '16	10/31/17
17	Tannehill, Ryan	QB	6-4	216	7/27/88	6	Texas A&M '12	Big Spring, Texas	D1, '12	8/12/17
RESERVE/NON-FOOTBALL ILLNESS										
27	Smith, Maurice	S	6-0	197	6/14/95	R	Georgia '17	Sugar Land, Texas	FA, '17	12/2/17
PRACTICE SQUAD										
7	Doughty, Brandon	QB	6-3	212	10/6/91	1	Western Kentucky '16	Davie, Fla.	D7a, '16	
83	Duarte, Thomas	TE	6-2	244	3/30/95	2	UCLA '16	Fullerton, Calif.	D7b, '16	
63	Hickey, Sean	T	6-6	306	9/29/91	1	Syracuse '15	Murrysville, Pa.	FA, '17	
18	Lewis, Malcolm	WR	5-10	194	10/27/93	R	Miami (FL) '17	Miramar, Fla.	FA, '17	
81	Morgan, Drew	WR	6-0	187	12/2/94	R	Arkansas '17	Greenwood, Ark.	FA, '17	
37	Raddliff, Brandon	RB	5-9	206	3/18/93	R	Louisville '17	Miami, Fla.	FA, '17	
40	Rivers III, David	CB	6-0	185	7/23/94	R	Youngstown State '17	Miami, Fla.	FA, '17	
87	Scott, Rashawn	WR	6-0	199	1/29/92	2	Miami (FL) '16	Melbourne, Fla.	FA, '16	
76	Woodard, Jonathan	DE	6-6	271	9/19/93	1	Central Arkansas '16	Brentwood, Tenn.	FA, '17	
98	Wright, Gabe	DT	6-3	305	4/3/92	3	Auburn '15	Columbus, Ga.	FA, '17	



2017 MIAMI DOLPHINS POSITIONAL ROSTER / PRONUNCIATIONS (as of Dec. 18, 2017)

OFFENSE (25)

QUARTERBACKS (3)							
NO	NAME	POS	HT	WT	DOB	EXP	COLLEGE
6	Cutler, Jay	QB	6-3	231	4/29/83	12	Vanderbilt '06
8	Moore, Matt	QB	6-3	219	8/9/84	11	Oregon State '07
9	Fales, David	QB	6-2	213	10/4/90	3	San Jose State '14

RUNNING BACKS (4)							
NO	NAME	POS	HT	WT	DOB	EXP	COLLEGE
26	Williams, Damien	RB	5-11	224	4/3/92	4	Oklahoma '14
32	Drake, Kenyan	RB	6-1	211	1/26/94	2	Alabama '16
34	Perry, Seniorise	RB	6-0	210	9/19/91	3	Louisville '14
38	Smith, De'Veon	RB	5-11	221	11/8/94	R	Michigan '17

WIDE RECEIVERS (5)							
NO	NAME	POS	HT	WT	DOB	EXP	COLLEGE
10	Stills, Kenny	WR	6-1	196	4/22/92	5	Oklahoma '13
11	Parker, DeVante	WR	6-3	212	1/20/93	3	Louisville '15
14	Landry, Jarvis	WR	5-11	208	11/28/92	4	LSU '14
19	Grant, Jakeem	WR	5-7	169	10/30/92	2	Texas Tech '16
88	Carroo, Leonte	WR	6-1	215	1/24/94	2	Rutgers '16

TIGHT ENDS (4)							
NO	NAME	POS	HT	WT	DOB	EXP	COLLEGE
48	Gray, MarQueis	TE	6-4	263	11/7/89	5	Minnesota '13
80	Fasano, Anthony	TE	6-4	258	4/20/84	12	Notre Dame '06
85	Derby, A.J.	TE	6-5	255	9/20/91	4	Arkansas '15
89	Thomas, Julius	TE	6-5	262	6/27/88	7	Portland State '11

OFFENSIVE LINEMEN (9)							
NO	NAME	POS	HT	WT	DOB	EXP	COLLEGE
51	Pouncey, Mike	C	6-5	298	7/24/89	7	Florida '11
62	Larsen, Ted	C/G	6-3	320	6/13/87	8	NC State '10
64	Brendel, Jake	C	6-4	299	9/10/92	2	UCLA '16
67	Tunsil, Laremy	T	6-5	318	8/2/94	2	Mississippi '16
68	Asiata, Isaiah	G	6-3	341	12/29/92	R	Utah '17
71	Sterup, Zach	T	6-9	318	5/14/92	1	Nebraska '15
74	Bushrod, Jermon	G/T	6-5	318	8/19/84	11	Towson '07
77	Davis, Jesse	G/T	6-6	321	9/15/91	1	Idaho '16
79	Young, Sam	T	6-8	306	6/24/87	8	Notre Dame '10

RESERVE/INJURED (11)

NO	NAME	POS	HT	WT	DOB	EXP	COLLEGE
15	Ford, Isaiah	WR	6-2	195	2/9/96	R	Virginia Tech '17
17	Tannehill, Ryan	QB	6-4	216	7/27/88	6	Texas A&M '12
29	Allen, Nate	S	6-1	214	11/30/87	8	South Florida '10
36	Lippett, Tony	CB	6-3	192	7/2/92	3	Michigan State '15
49	Barrow, Lamin	LB	6-2	235	11/29/90	4	LSU '14
52	McMillan, Raekwon	LB	6-2	248	11/17/95	R	Ohio State '17
55	Misi, Koa	LB	6-3	265	1/17/87	8	Utah '10
65	Steen, Anthony	C/G	6-4	320	5/9/90	2	Alabama '14
70	James, Ja'Wuan	T	6-6	307	6/3/92	4	Tennessee '14
72	Smith, Eric	T	6-4	321	9/2/95	R	Virginia '17
95	Hayes, William	DE	6-3	278	5/2/85	10	Winston-Salem St. '08

RESERVE/NON-FOOTBALL ILLNESS (1)

NO	NAME	POS	HT	WT	DOB	EXP	COLLEGE
27	Smith, Maurice	S	6-0	197	6/14/95	R	Georgia '17

DEFENSE (25)

DEFENSIVE LINEMEN (9)							
NO	NAME	POS	HT	WT	DOB	EXP	COLLEGE
50	Branch, Andre	DE	6-5	263	7/14/89	6	Clemson '12
56	Godchaux, Davon	DT	6-3	305	11/11/94	R	LSU '17
75	Malveaux, Cameron	DE	6-5	276	8/22/94	R	Houston '17
78	Fede, Terrence	DE	6-4	267	11/19/91	4	Marist '14
90	Harris, Charles	DE	6-3	250	3/6/95	R	Missouri '17
91	Wake, Cameron	DE	6-3	263	1/30/82	9	Penn State '05
93	Suh, Ndamukong	DT	6-4	305	1/6/87	8	Nebraska '10
96	Taylor, Vincent	DT	6-3	296	1/5/94	R	Oklahoma State '17
97	Phillips, Jordan	DT	6-6	333	9/21/92	3	Oklahoma '15

LINEBACKERS (6)							
NO	NAME	POS	HT	WT	DOB	EXP	COLLEGE
44	Anthony, Stephone	LB	6-3	245	7/28/92	3	Clemson '15
45	Hull, Mike	LB	6-0	232	5/25/91	2	Penn State '15
46	Hewitt, Neville	LB	6-2	234	4/6/93	3	Marshall '15
47	Alonso, Kiko	LB	6-3	233	8/14/90	5	Oregon '13
59	Allen, Chase	LB	6-3	250	8/29/93	R	Southern Illinois '17
94	Timmons, Lawrence	LB	6-1	242	5/14/86	11	Florida State '07

DEFENSIVE BACKS (10)							
NO	NAME	POS	HT	WT	DOB	EXP	COLLEGE
20	Jones, Reshad	S	6-1	223	2/25/88	8	Georgia '10
21	Lucas, Jordan	CB/S	6-0	202	8/2/93	2	Penn State '16
22	McDonald, T.J.	S	6-2	223	1/26/91	5	USC '13
25	Howard, Xavien	CB	6-1	196	7/4/93	2	Baylor '16
28	McCain, Bobby	CB	5-11	192	8/18/93	3	Memphis '15
30	Tankersley, Cordrea	CB	6-1	196	11/19/93	R	Clemson '17
31	Thomas, Michael	S	5-11	195	3/17/90	5	Stanford '12
33	McTyer, Torry	CB	5-11	184	4/10/95	R	UNLV '17
35	Aikens, Walt	CB/S	6-1	212	6/19/91	4	Liberty '14
42	Verner, Alterraun	CB	5-10	187	12/13/88	8	UCLA '10

SPECIALISTS (3)

NO	NAME	POS	HT	WT	DOB	EXP	COLLEGE
1	Parkey, Cody	K	6-0	190	2/19/92	3	Auburn '17
16	Haack, Matt	P	6-0	205	7/25/94	R	Arizona State '17
92	Denney, John	LS	6-5	242	12/13/78	13	Brigham Young '05

PRACTICE SQUAD (10)

NO	NAME	POS	HT	WT	DOB	EXP	COLLEGE
7	Doughty, Brandon	QB	6-3	212	10/6/91	1	Western Kentucky '16
18	Lewis, Malcolm	WR	5-10	194	10/27/93	R	Miami (FL) '17
37	Radcliff, Brandon	RB	5-9	206	3/18/93	R	Louisville '17
40	Rivers III, David	CB	6-0	185	7/23/94	R	Youngstown State '17
63	Hickey, Sean	T	6-6	306	9/29/91	1	Syracuse '15
76	Woodard, Jonathan	DE	6-6	271	9/19/93	1	Central Arkansas '16
81	Morgan, Drew	WR	6-0	187	12/2/94	R	Arkansas '17
83	Duarte, Thomas	TE	6-2	244	3/30/95	2	UCLA '16
87	Scott, Rashawn	WR	6-0	199	1/29/92	2	Miami (FL) '16
98	Wright, Gabe	DT	6-3	305	4/3/92	3	Auburn '15

PRONUNCIATION GUIDE

PLAYER	PHONETICALLY	PLAYER	PHONETICALLY	COACH/STAFF	PHONETICALLY
LB Stephone Anthony	steh-FAHN	CB Xavien Howard	EX-ay-vee-n	Lou Anarumo	aann-UH-room-OH
G Isaac Asiata	Ah-see-ah-ta	DE Cameron Malveaux	Mal-VOH	Joe Cimino	Chu-MEAN-oh
G/T Jermon Bushrod	JURR-mahn	RB Seniorise Perry	Suh-norris	Dave DeGuglielmo	day-GHOUL-yell-mo
WR Leonte Carroo	LEON-tay Cuh-ROO	C Mike Pouncey	POUNCE-ee	Josh Grizzard	Grizz-ARD
QB David Fales	Rhymes with NAILS	T Zach Sterup	STIR-up	Naohisa Inoue	Now-HE-Sa, 'IN-ew-way
DE Terrence Fede	Fuh-DAY	DT Ndamukong Suh	En-dom-ah-ken Soo	Daronte Jones	DUH-rawn-tay
DT Davon Godchaux	Duh-VAHN GOD-chaw	CB Cordrea Tankersley	cohr-DRAY	Chris Kuper	KOO-pehr
TE MarQueis Gray	Mar-KWEES	G/T Laremy Tunsil	LAIR-uh-mee TUHN-suhl	Marwan Maalouf	mah-LOOF
P Matt Haack	HAWK	CB Alterraun Verner	AL-ter-on	Dave Puloka	Puh-LOH-kuh



2017 MIAMI DOLPHINS - HOW THEY WERE ACQUIRED (as of December 18, 2017)

	DRAFT (19)	TRADES (4)	WAIVERS (2)	FREE AGENTS (28)
2005				LS John Denney
2009				DE Cameron Wake
2010	S Reshad Jones (5b)			
2011	C Mike Pouncey (1)			QB Matt Moore (Car.)
2012				
2013				S Michael Thomas
2014	WR Jarvis Landry (2) CB/S Walt Aikens (4) DE Terrence Fede (7)			RB Damien Williams
2015	WR DeVante Parker (1) DT Jordan Phillips (2) CB Bobby McCain (5a)	WR Kenny Stills (N.O.)		LB Neville Hewitt LB Mike Hull DT Ndamukong Suh (Det.)
2016	T Laremy Tunsil (1) CB Xavien Howard (2) RB Kenyan Drake (3a) WR Leonte Carroo (3b) WR Jakeem Grant (6a) CB/S Jordan Lucas (6b)	LB Kiko Alonso (Phi.)		DE Andre Branch (Jax.) C Jake Brendel G/T Jermon Bushrod TE MarQueis Gray RB Senorise Perry T Sam Young
2017	DE Charles Harris (1) CB Cordrea Tankersley (3) G Isaac Asiata (5a) DT Davon Godchaux (5b) DT Vincent Taylor (6)	LB Stephone Anthony (NO) TE Julius Thomas (Jax.)	TE A.J. Derby (Den.) K Cody Parkey (Cle.)	LB Chase Allen QB Jay Cutler G/T Jesse Davis QB David Fales TE Anthony Fasano (Ten.) P Matt Haack C/G Ted Larsen (Chi.) DE Cameron Malveaux S T.J. McDonald (LAR) CB Torry McTyer RB De'Veon Smith T Zach Sterup LB Lawrence Timmons (Pit.) CB Alterraun Verner



2017 GAME RECAPS

WEEK 2

SEPT. 17, 2017 | CARSON, CALIF.
STUBHUB CENTER
ATTENDANCE: 25,381 | TV: CBS

SCORING SUMMARY

MIAMI 19

L.A. CHARGERS 17

	1	2	3	4	F
Miami	3	0	10	6	19
L.A. Chargers	0	10	7	0	17

In their long-awaited season debut, the Dolphins pulled off a remarkable fourth-quarter victory.

Cody Parkey's fourth field goal of the game, a 54-yarder with 1:05 remaining, gave the Dolphins a 19-17 victory against the Los Angeles Chargers at StubHub Center. Parkey, claimed off waivers from Cleveland on Sept. 3, improved to 6-for-6 in his career on field goals of 50 yards or longer.

The Dolphins clinched the victory on defense when Younghoe Koo missed a 44-yard field goal attempt with five seconds left.

Parkey's winning kick capped a 15-yard scoring drive after the Dolphins defense made a stop and Jakeem Grant had a 14-yard punt return. Jay Ajayi, who picked up where he left off last season by rushing for over 100 yards, started the drive with a 10-yard run.

Parkey earlier kicked field goals of 30, 28 and 35 yards, and Jay Cutler threw a 29-yard touchdown pass to Kenny Stills in his first game in a Dolphins uniform.

Antonio Gates for the Chargers on a 17-yard touchdown pass, which helped him set an NFL record for tight ends with his 112th career touchdown. Melvin Gordon scored on a 1-yard run and Younghoe Koo kicked a field goal in the first half.

Both offenses picked up considerably in the second half, starting with the Dolphins taking the opening drive 75 yards for the Stills touchdown that tied the score 10-10.

The drive began with an 11-yard pass to Landry and ended when Cutler rolled right and threw on the move to Stills, who beat linebacker Jatavis Brown in the end zone.

SCORING DRIVES

TEAM	QTR	TIME	PLAY (EXTRA POINT) (DRIVE INFO)	MIA	LAC
Dolphins	1	7:07	C.Parkey 30 yd. Field Goal (13-70, 6:18)	3	0
Chargers	2	13:41	Y.Koo 41 yd. Field Goal (6-23, 2:36)	3	3
Chargers	2	5:01	M.Gordon 1 yd. run (Y.Koo kick) (7-70, 3:57)	3	10
Dolphins	3	12:07	K.Stills 29 yd. pass from J.Cutler (C.Parkey kick) (7-75, 2:53)	10	10
Chargers	3	8:18	A.Gates 7 yd. pass from P.Rivers (Y.Koo kick) (8-77, 3:49)	10	17
Dolphins	3	2:43	C.Parkey 28 yd. Field Goal (12-67, 5:35)	13	17
Dolphins	4	6:28	C.Parkey 35 yd. Field Goal (14-64, 7:05)	16	17
Dolphins	4	1:05	C.Parkey 54 yd. Field Goal (5-15, 1:57)	19	17

GAME STATISTICS

RUSHING (Att-Yds-TD):

Miami: J. Ajayi 28-122, J. Cutler 2-(-1), K. Drake 1-(-3), J. Landry 1-(-7).
L.A. Chargers: B. Oliver 3-31, M. Gordon 9-13-1, D. Watt 1-0, P. Rivers 1-0.

PASSING (A-C-Y-TD-I):

Miami: J. Cutler 33-24-230-1-0, J. Landry 1-0-0-0-0.
L.A. Chargers: P. Rivers 39-31-331-1-0.

RECEIVING (Rec-Yds-TD):

Miami: J. Landry 13-78, D. Parker 4-85, J. Thomas 3-26, K. Stills 2-37-1, J. Ajayi 2-4.
L.A. Chargers: K. Allen 9-100, H. Henry 7-80, M. Gordon 7-65, Ty. Williams 4-54, A. Gates 2-11-1, T. Benjamin 1-11, S. McGrath 1-10.

SACKS (Sk-Yds):

Miami: W. Hayes 1-8.
L.A. Chargers: M. Ingram 1-5, C. McCain 1-0.

INTERCEPTIONS (Int-Yds):

Miami: None
L.A. Chargers: None

FORCED FUMBLES:

Miami: None.
L.A. Chargers: None.

FUMBLE RECOVERIES (No-Yds):

Miami: None.
L.A. Chargers: None.

TEAM STATS

	MIA	LAC
First Downs	21	24
Rushing	6	3
Passing	13	19
Penalty	2	2
3rd-Down Efficiency	5 for 13	2 for 8
4th-Down Efficiency	0 for 1	0 for 0
Total Net Yards	336	367
Total Net Plays	68	54
Average Gain	4.9	6.8
Net Yards Rushing	111	44
Rushes	32	14
Yards per Rush	3.5	3.1
Net Yards Passing	225	323
Completed - Attempted	24-34	31-39
Yards per Pass Play	6.3	8.1
Sacked - Yards Lost	2-5	1-8
Had Intercepted	0	0
Punts - Average	3-130-43.3	4-170-42.5
Return Yardage	92	89
Punts - Return Yards	3-21	1-23
Kickoffs - Return Yards	3-71	4-66
Interceptions - Return Yards	0-0	0-0
Penalties - Yards	5-23	6-56
Fumbles - Lost	0-0	0-0
Red-Zone Efficiency	0 for 3	2 for 3
Goal-to-Go Efficiency	0 for 2	2 for 2
Time of Possession	33:22	26:38



2017 GAME RECAPS

WEEK 3

SEPT. 24, 2017 | EAST RUTHERFORD, N.J.
METLIFE STADIUM
ATTENDANCE: 77,562 | TV: CBS

SCORING SUMMARY

MIAMI 6	N.Y. JETS 20
----------------	---------------------

	1	2	3	4	F
Miami	0	0	0	6	6
N.Y. Jets	0	10	10	0	20

The Dolphins said all week they were expecting a tough battle from the New York Jets regardless of what happened in the first two weeks of the NFL regular season, but they weren't expecting such a difficult afternoon at MetLife Stadium.

Veteran quarterback Josh McCown threw a 69-yard pass to Robby Anderson late in the first half and the Jets defense stifled the Dolphins in a 20-6 victory Sunday afternoon.

The Dolphins, coming off a thrilling 2-point victory against the Los Angeles Chargers in their delayed season opener, were one play away from being shut out for the first time since Dec. 22, 2013. DeVante Parker scored on a 3-yard touchdown pass from Jay Cutler on the final play of the game before Cody Parkey missed the extra point, perhaps a fitting ending for this disappointing afternoon.

The Dolphins did not take a snap inside the Jets 45-yard line until the fourth quarter, which is also the only time they converted a third-down situation. The Dolphins were 0-for-3 in fourth-down conversions, including a pass by Matt Haack on a fake punt that resulted in an interception by safety Terrence Brooks.

Another fourth-down attempt came from the Jets 21-yard line early in the fourth quarter with the Dolphins trailing 20-0. The Dolphins reached the Jets 29-yard line later in the fourth quarter, but that drive ended with Brooks' second interception of the game.

Jay Ajayi, who rushed for 122 yards against the Chargers, was held to 16 yards on 11 carries.

The Dolphins defense started off strong, with Cameron Wake and Andre Branch each getting a sack in the first quarter, but the Jets started moving the ball effectively in the second quarter. The Dolphins also lost two defensive backs to injury when Byron Maxwell (eye) and Nate Allen (hamstring) left the game.

Maxwell returned and forced a turnover when he knocked the ball loose from running back Elijah McGuire and linebacker Mike Hull recovered the fumble.

SCORING DRIVES

TEAM	QTR	TIME	PLAY (EXTRA POINT) (DRIVE INFO)	MIA	NYJ
Jets	2	7:17	C.Catanzaro 40 yd. Field Goal (9-41, 5:42)	0	3
Jets	2	1:42	R.Anderson 69 yd. pass from J.McCown (C.Catanzaro kick) (3-71, 0:40)	0	10
Jets	3	9:48	B.Powell 1 yd. run (C.Catanzaro kick) (7-49, 4:06)	0	17
Jets	3	1:35	C.Catanzaro 22 yd. Field Goal (13-45, 6:58)	0	20
Dolphins	4	0:00	D.Parker 3 yd. pass from J.Cutler (kick failed, wl) (8-80, 2:15)	6	20

GAME STATISTICS

RUSHING (Att-Yds-TD):

Miami: J. Ajayi 11-16, J. Cutler 1-9, D. Williams 2-5, K. Drake 1-0.
N.Y. Jets: B. Powell 15-37-1, E. McGuire 7-34, M. Forte 8-25, J. McCown 4-7.

PASSING (A-C-Y-TD-I):

Miami: J. Cutler 44-26-220-1-1, M. Haack 1-0-0-0-0.
N.Y. Jets: J. McCown 23-18-249-1-0.

RECEIVING (Rec-Yds-TD):

Miami: D. Parker 8-76-1, J. Landry 6-48, K. Stills 4-51, J. Thomas 3-16, J. Ajayi 2-9, J. Grant 1-12, D. Williams 1-6, K. Drake 1-2.
N.Y. Jets: J. Kerley 5-42, A. Seferian-Jenkins 5-31, R. Anderson 3-95-1, J. Kearse 3-42, A. Stewart 1-24, L. Thomas 1-15.

SACKS (Sk-Yds):

Miami: C. Wake 1-11, A. Branch 1-5.
N.Y. Jets: B. Skrine 1-12, Ja. Adams 1-10, D. Bass 1-3.

INTERCEPTIONS (Int-Yds):

Miami: None
N.Y. Jets: T. Brooks 2-13.

FORCED FUMBLES:

Miami: B. Maxwell 1, N. Suh 1.
N.Y. Jets: None.

FUMBLE RECOVERIES (No-Yds):

Miami: M. Hull 1-0.
N.Y. Jets: None.

TEAM STATS	MIA	NYJ
First Downs	16	16
Rushing	0	4
Passing	12	9
Penalty	4	3
3rd-Down Efficiency	1 for 12	4 for 13
4th-Down Efficiency	0 for 3	0 for 0
Total Net Yards	225	336
Total Net Plays	63	59
Average Gain	3.6	5.7
Net Yards Rushing	30	103
Rushes	15	34
Yards per Rush	2.0	3.0
Net Yards Passing	195	233
Completed - Attempted	26-45	18-23
Yards per Pass Play	4.1	9.3
Sacked - Yards Lost	3-25	2-16
Had Intercepted	2	0
Punts - Average	7-333-47.6	5-243-48.6
Return Yardage	28	44
Punts - Return Yards	2-13	4-31
Kickoffs - Return Yards	1-15	0-0
Interceptions - Return Yards	0-0	2-13
Penalties - Yards	8-51	10-94
Fumbles - Lost	1-0	3-1
Red-Zone Efficiency	1 for 1	1 for 2
Goal-to-Go Efficiency	1 for 1	1 for 2
Time of Possession	23:52	36:08



2017 GAME RECAPS

WEEK 4

OCT. 1, 2017 | LONDON, ENGLAND
WEMBLEY STADIUM
ATTENDANCE: 84,423 | TV: FOX

SCORING SUMMARY

NEW ORLEANS 20

MIAMI 0

	1	2	3	4	F
New Orleans	0	3	7	10	20
Miami	0	0	0	0	0

A promising first drive had a disappointing ending for the Dolphins, and things didn't get better after that in London.

The Dolphins offense could get little going after an end zone interception on that first drive and the result was a 20-0 loss against the New Orleans Saints at Wembley Stadium.

Drew Brees threw touchdown passes to wide receiver Michael Thomas — not to be confused with Dolphins safety Michael Thomas — and running back Alvin Kamara, and Will Lutz kicked two field goals for the Saints.

The Dolphins drove 81 yards on the opening drive of the game and had a first-and-goal after a 22-yard completion from Jay Cutler to tight end Julius Thomas on third-and-7. But on first down from the Saints 4-yard line, cornerback Ken Crawley picked off Cutler when he attempted a fade pass to Thomas, who was lined up wide to the right.

The Dolphins had only one other promising drive, but that one ended with a questionable offensive pass interference call on Kenny Stills when Cutler had hit Jarvis Landry for a first down inside the New Orleans 40-yard line.

The Dolphins suffered their first shutout loss since December 2013 when they dropped a 19-0 decision against the Buffalo Bills.

The defense held New Orleans off the scoreboard until the final play of the first half when Lutz hit a 43-yard field goal. The Saints began the drive at midfield with 1:10 left after the Dolphins' previous was derailed by back-to-back penalties that created a first-and-26 from their 6-yard line.

Defensive end Cameron Wake had his second sack in two games in the fourth quarter, but Kamara scored on a 12-yard shovel pass on third-and-goal on the very next play.

New Orleans increased its lead to 10-0 when it took the second-half kickoff and marched 77 yards for a touchdown. The drive was kept alive when defensive tackle Davon Godchaux was flagged for a defensive holding on a third-and-1 where safety Reshad Jones dropped running back Mark Ingram in the backfield for a loss. There also was a fourth-and-inches conversion by Brees on a sneak when the spot barely was good enough for a first down.

The Saints made it 13-0 early in the fourth quarter when Lutz kicked a 45-yard field goal.

The Dolphins, meanwhile, did not take an offensive snap beyond their 40-yard line the second half until the final minutes.

SCORING DRIVES

TEAM	QTR	TIME	PLAY (EXTRA POINT) (DRIVE INFO)	NO	MIA
Saints	2	0:00	W.Lutz 43 yd. Field Goal (8-25, 1:10)	3	0
Saints	3	9:01	M.Thomas 3 yd. pass from D.Brees (W.Lutz kick) (11-77, 5:59)	10	0
Saints	4	12:32	W.Lutz 45 yd. Field Goal (12-34, 6:37)	13	0
Saints	4	3:57	A.Kamara 12 yd. pass from D.Brees (W.Lutz kick) (11-87, 5:41)	20	0

GAME STATISTICS

RUSHING (Att-Yds-TD):

New Orleans: M. Ingram 14-45, A. Kamara 5-25, T. Ginn 1-9, A. Peterson 4-4, D. Brees 4-3.

Miami: J. Ajayi 12-46, K. Drake 1-6, J. Cutler 1-5, D. Williams 1-1.

PASSING (A-C-Y-TD-I):

New Orleans: D. Brees 41-29-268-2-0.

Miami: J. Cutler 28-20-164-0-1.

RECEIVING (Rec-Yds-TD):

New Orleans: A. Kamara 10-71-1, M. Thomas 8-89-1, M. Ingram 4-17, T. Ginn 2-25, C. Fleener 2-21, B. Coleman 1-31, M. Hoomanawanui 1-13, T. Lewis 1-1.

Miami: D. Parker 6-89, J. Landry 6-40, K. Stills 3-13, J. Thomas 2-29, K. Drake 2-5, J. Ajayi 1-8.

SACKS (Sk-Yds):

New Orleans: R. Bush 1-12, C. Jordan 1-10, A. Klein 1-8, D. Onyemata 1-6.

Miami: C. Wake 1-7.

INTERCEPTIONS (Int-Yds):

New Orleans: K. Crawley 1-0.

Miami: None.

FORCED FUMBLES:

New Orleans: C. Jordan 1, M. Lattimore 1.

Miami: None.

FUMBLE RECOVERIES (No-Yds):

New Orleans: None.

Miami: None.

TEAM STATS	NO	MIA
First Downs	22	11
Rushing	4	3
Passing	16	7
Penalty	2	1
3rd-Down Efficiency	6 for 13	1 for 8
4th-Down Efficiency	1 for 2	0 for 1
Total Net Yards	347	186
Total Net Plays	70	47
Average Gain	5.0	4.0
Net Yards Rushing	86	58
Rushes	28	15
Yards per Rush	3.1	3.9
Net Yards Passing	261	128
Completed - Attempted	29-41	20-28
Yards per Pass Play	6.2	4.0
Sacked - Yards Lost	1-7	4-36
Had Intercepted	0	1
Punts - Average	3-141-47.0	6-263-43.8
Return Yardage	49	54
Punts - Return Yards	3-26	2-9
Kickoffs - Return Yards	1-23	2-45
Interceptions - Return Yards	1-0	0-0
Penalties - Yards	8-71	11-90
Fumbles - Lost	2-0	2-0
Red-Zone Efficiency	2 for 4	0 for 1
Goal-to-Go Efficiency	2 for 2	0 for 1
Time of Possession	34:28	25:32



2017 GAME RECAPS

WEEK 5

OCT. 8, 2017 | MIAMI GARDENS, FLA.
HARD ROCK STADIUM
ATTENDANCE: 65,135 | TV: CBS

SCORING SUMMARY

TENNESSEE 10	MIAMI 16
---------------------	-----------------

	1	2	3	4	F
Tennessee	0	3	7	0	10
Miami	10	0	0	6	16

Safety Reshad Jones recovered two fumbles, including one for a touchdown, and the defense recorded six sacks in a 16-10 victory against the Tennessee Titans at Hard Rock Stadium.

Jarvis Landry scored the go-ahead touchdown early in the fourth quarter when he caught a 6-yard pass from Jay Cutler on third-and-goal.

The six sacks, including two by Andre Branch, came against backup quarterback Matt Cassel, who started for Tennessee in place of the injured Marcus Mariota. Rookie first-round pick Charles Harris had his first NFL sack and it was a big one — it came on third down in the final four minutes of the fourth quarter.

The Dolphins then all but clinched the victory when Jay Ajayi gained a first down with an 8-yard run on third-and-7.

Jones and Cameron Wake shared a QB sack that almost produced a safety in the third quarter, and Ndamukong Suh had the other.

Jones' touchdown was the fourth of his career, but the first on a fumble return. The other three were on interception returns, including one against Tennessee in 2015.

It was the team's first fumble return for a touchdown since 2014 when Cortland Finnegan scored in London against the Oakland Raiders.

The Dolphins took the lead in the first quarter on Parkey's 41-yard field goal, which came after Jones recovered a DeMarco Murray fumble forced by rookie defensive tackle Davon Godchaux.

Jones' touchdown made it 10-0 before Tennessee cut the Dolphins with a field goal after the Titans recovered a Jay Ajayi fumble.

Tennessee tied the game in the third quarter with a 69-yard touchdown drive capped by an 11-yard pass from Cassel to tight end Phillip Supernaw. The play came after Supernaw had been flagged for two false starts to move the ball from the Miami 1-yard line to the 11.

Linebacker Rey Mauluga made his Dolphins debut after missing the first three games because of a hamstring injury.

SCORING DRIVES

TEAM	QTR	TIME	PLAY (EXTRA POINT) (DRIVE INFO)	TEN	MIA
Dolphins	1	0:53	C.Parkey 41 yd. Field Goal (7-19, 3:09)	0	3
Dolphins	1	0:06	R.Jones 38 yd. fumble return (C.Parkey kick)	0	10
Titans	2	9:37	R.Succop 45 yd. Field Goal (4--3, 2:15)	3	10
Titans	3	7:17	P.Superdaw 11 yd. pass from M.Cassel (R.Succop kick) (9-69, 4:42)	10	10
Dolphins	4	10:33	J.Landry 6 yd. pass from J.Cutler (kick failed, wr) (10-58, 4:56)	10	16

GAME STATISTICS

RUSHING (Att-Yds-TD):

Tennessee: D. Murray 14-58, D. Henry 4-9, T. Taylor 1-5, R. Matthews 1-(-3).
Miami: J. Ajayi 25-77, D. Williams 3-15, J. Cutler 2-8, K. Drake 1-0.

PASSING (A-C-Y-TD-I):

Tennessee: M. Cassel 32-21-141-1-0.
Miami: J. Cutler 26-12-92-1-1, M. Gray 1-0-0-0-0.

RECEIVING (Rec-Yds-TD):

Tennessee: J. Smith 5-21, E. Decker 4-34, D. Murray 4-11, R. Matthews 3-34, D. Walker 3-25, P. Supernaw 2-16-1.
Miami: J. Landry 5-44-1, J. Ajayi 2-2, J. Thomas 1-15, D. Williams 1-13, K. Stills 1-13, D. Parker 1-6, J. Grant 1-(-1).

SACKS (Sk-Yds):

Tennessee: J. Casey 1-14.
Miami: A. Branch 2-5, C. Harris 1-8, K. Alonso 1-0, N. Suh 1-0, R. Jones 0.5-4.5, C. Wake 0.5-4.5.

INTERCEPTIONS (Int-Yds):

Tennessee: T. Smith 1-14.
Miami: None

FORCED FUMBLES:

Tennessee: A. Jackson 1.
Miami: K. Alonso 1, D. Godchaux 1.

FUMBLE RECOVERIES (No-Yds):

Tennessee: K. Byard 1-6.
Miami: R. Jones 2-38-1.

TEAM STATS

	TEN	MIA
First Downs	14	12
Rushing	3	5
Passing	9	7
Penalty	2	0
3rd-Down Efficiency	2 for 13	5 for 15
4th-Down Efficiency	0 for 0	0 for 0
Total Net Yards	188	178
Total Net Plays	58	59
Average Gain	3.2	3.0
Net Yards Rushing	69	100
Rushes	20	31
Yards per Rush	3.5	3.2
Net Yards Passing	119	78
Completed - Attempted	21-32	12-27
Yards per Pass Play	3.1	2.8
Sacked - Yards Lost	6-22	1-14
Had Intercepted	0	1
Punts - Average	10-549-54.9	9-459-51.0
Return Yardage	67	91
Punts - Return Yards	2-14	7-47
Kickoffs - Return Yards	2-39	2-44
Interceptions - Return Yards	1-14	0-0
Penalties - Yards	11-77	5-23
Fumbles - Lost	2-2	1-1
Red-Zone Efficiency	1 for 1	1 for 1
Goal-to-Go Efficiency	1 for 1	1 for 1
Time of Possession	30:15	29:45



2017 GAME RECAPS

WEEK 6

OCT. 15, 2017 | ATLANTA, GA.
MERCEDES-BENZ STADIUM
ATTENDANCE: 70,593 | TV: CBS

SCORING SUMMARY

MIAMI 20	ATLANTA 17
-----------------	-------------------

	1	2	3	4	F
Miami	0	0	14	6	20
Atlanta	10	7	0	0	17

The Dolphins pulled off a remarkable comeback in their first-ever visit to Atlanta's Mercedes-Benz Stadium.

The Dolphins scored 20 unanswered points in the second half to stun the defending NFC champion Atlanta Falcons, 20-17. This marked the first time the Dolphins erased a 17-point second-half deficit on the road since the famous "Fake Spike" game against the New York Jets in 1994.

Kicker Cody Parkey's second field goal of the game, a 38-yarder with 2:45 remaining in the fourth quarter broke a 17-17 tie. Safety Reshad Jones then clinched the victory when he intercepted Matt Ryan at the Dolphins 7-yard line with 38 seconds left after the Falcons had moved into field goal range.

Rookie third-round pick Cordrea Tankersley broke up Ryan's pass intended for tight end Austin Hooper and Jones was there to grab the floating ball.

Parkey earlier had tied the game with a 49-yard field goal in the fourth quarter after Jay Cutler threw touchdown passes to wide receivers Kenny Stills and Jarvis Landry.

Running back Jay Ajayi was a key factor in the victory as well, as he rushed for 130 yards — his second 100-yard performance of the season.

The defense shut out the potent Atlanta offense in the second half, thanks to the pass rush and Jones' heroics.

The Dolphins began their comeback with the opening drive of the second half when they drove 75 yards on 15 plays. The 8:43 drive was the Dolphins' longest in terms of time since 2013 when they had a 9:10 drive against the New York Jets. The key play in the drive was a 3-yard completion from Cutler to running back Damien Williams.

The drive also featured an 18-yard completion from Cutler to Stills on third-and-2 and ended with the two hooking up for an 11-yard touchdown on third-and-7.

SCORING DRIVES

TEAM	QTR	TIME	PLAY (EXTRA POINT) (DRIVE INFO)	MIA	ATL
Falcons	1	9:41	M.Bryant 50 yd. Field Goal (11-43, 5:19)	0	3
Falcons	1	1:51	M.Hall 40 yd. pass from M.Ryan (M.Bryant kick) (9-90, 4:49)	0	10
Falcons	2	5:29	T.Coleman 6 yd. run (M.Bryant kick) (5-61, 2:23)	0	17
Dolphins	3	6:17	K.Stills 11 yd. pass from J.Cutler (C.Parkey kick) (15-75, 8:43)	7	17
Dolphins	3	1:32	J.Landry 7 yd. pass from J.Cutler (C.Parkey kick) (5-51, 2:30)	14	17
Dolphins	4	8:34	C.Parkey 49 yd. Field Goal (8-21, 3:08)	17	17
Dolphins	4	2:30	C.Parkey 38 yd. Field Goal (10-46, 4:30)	20	17

GAME STATISTICS

RUSHING (Att-Yds-TD):

Miami: J. Ajayi 26-130, D. Williams 4-9, J. Cutler 1-(-1).
Atlanta: D. Freeman 9-68, T. Coleman 9-32-1, M. Boshier 1-0.

PASSING (A-C-Y-TD-I):

Miami: J. Cutler 33-19-151-2-1.
Atlanta: M. Ryan 35-24-248-1-1.

RECEIVING (Rec-Yds-TD):

Miami: J. Landry 8-62-1, K. Stills 4-49-1, J. Thomas 3-22, D. Williams 3-14, J. Grant 1-4.
Atlanta: A. Hooper 7-48, Ju. Jones 6-72, T. Gabriel 4-39, J. Hardy 3-34, D. Freeman 2-11, M. Hall 1-40-1, T. Coleman 1-4.

SACKS (Sk-Yds):

Miami: N. Suh 1-5, C. Wake 1-4.
Atlanta: None.

INTERCEPTIONS (Int-Yds):

Miami: R. Jones 1-15.
Atlanta: D. Jones 1-1.

FORCED FUMBLES:

Miami: None.
Atlanta: None.

FUMBLE RECOVERIES (No-Yds):

Miami: None.
Atlanta: None.

TEAM STATS

	MIA	ATL
First Downs	20	19
Rushing	7	5
Passing	10	13
Penalty	3	1
3rd-Down Efficiency	5 for 12	6 for 11
4th-Down Efficiency	2 for 3	0 for 1
Total Net Yards	289	339
Total Net Plays	64	56
Average Gain	4.5	6.1
Net Yards Rushing	138	100
Rushes	31	19
Yards per Rush	4.5	5.3
Net Yards Passing	151	239
Completed - Attempted	19-33	24-35
Yards per Pass Play	4.6	6.5
Sacked - Yards Lost	0-0	2-9
Had Intercepted	1	1
Punts - Average	2-80-40.0	3-118-39.3
Return Yardage	58	35
Punts - Return Yards	1-8	0-0
Kickoffs - Return Yards	2-35	2-34
Interceptions - Return Yards	1-15	1-1
Penalties - Yards	4-42	6-73
Fumbles - Lost	0-0	1-0
Red-Zone Efficiency	2 for 3	1 for 1
Goal-to-Go Efficiency	0 for 0	1 for 1
Time of Possession	34:24	25:36



WEEK 7

OCT. 22, 2017 | MIAMI GARDENS, FLA.
HARD ROCK STADIUM
ATTENDANCE: 65,025 | TV: FOX

SCORING SUMMARY

N.Y. JETS 28

MIAMI 31

	1	2	3	4	F
N.Y. Jets	14	7	7	0	28
Miami	7	7	0	17	31

Matt Moore came off the bench to help the Dolphins produce another thrilling comeback victory.

After replacing injured starting quarterback Jay Cutler, Moore threw two touchdown passes to Kenny Stills to help erase a 28-14 fourth-quarter deficit and cornerback Bobby McCain had an interception to set up Cody Parkey's 39-game winning field goal with 22 seconds left as the Dolphins defeated the New York Jets 31-28 at Hard Rock Stadium.

The victory, which came a week after the Dolphins rallied from a 17-0 halftime deficit against the Atlanta Falcons, was their 12th consecutive in games decided by seven points or less. That's two shy of the NFL record, set by the Indianapolis Colts between 2008 and 2009.

On a first-and-10 from the Jets 15-yard line, McCain intercepted a pass near the sideline intended for wide receiver Jermaine Kearse.

Cutler threw two touchdown passes in the first half, connecting with Landry and Fasano, as the Dolphins score 14 points in the first half after combining for 13 in the first two quarters in their first five games.

Cutler and Moore became the first pair of Dolphins quarterbacks to throw touchdown passes in the same game since 2010 when Chad Henne and Tyler Thigpen did it in a 29-17 victory against the Tennessee Titans.

Quarterback Josh McCown threw for three touchdowns and ran for another for the Jets, who were trying to sweep the season series.

Along with Cutler, the Dolphins also lost left tackle Laremy Tunsil to a knee injury in the third quarter.

SCORING DRIVES

TEAM	QTR	TIME	PLAY (EXTRA POINT) (DRIVE INFO)	NYJ	MIA
Jets	1	12:55	J.Kearse 29 yd. pass from J.McCown (C.Catanzaro kick) (5-75, 2:05)	7	0
Dolphins	1	10:44	J.Landry 4 yd. pass from J.Cutler (C.Parkey kick) (5-75, 2:11)	7	7
Jets	1	1:27	R.Anderson 18 yd. pass from J.McCown (C.Catanzaro kick) (8-75, 4:54)	14	7
Dolphins	2	6:14	A.Fasano 4 yd. pass from J.Cutler (C.Parkey kick) (10-70, 5:11)	14	14
Jets	2	1:51	J.McCown 1 yd. run (C.Catanzaro kick) (2-1, 0:41)	21	14
Jets	3	1:41	A.Seferian-Jenkins 10 yd. pass from J.McCown (C.Catanzaro kick) (7-45, 4:05)	28	14
Dolphins	4	11:21	K.Stills 28 yd. pass from M.Moore (C.Parkey kick) (4-42, 1:27)	28	21
Dolphins	4	6:19	K.Stills 2 yd. pass from M.Moore (C.Parkey kick) (6-54, 3:25)	28	28
Dolphins	4	0:22	C.Parkey 39 yd. Field Goal (4-6, 0:17)	28	31

GAME STATISTICS

RUSHING (Att-Yds-TD):

N.Y. Jets: B. Powell 9-43, M. Forte 7-41, E. McGuire 3-7, J. McCown 3-1-1.
Miami: J. Ajayi 23-51, D. Williams 2-2.

PASSING (A-C-Y-TD-I):

N.Y. Jets: J. McCown 27-17-209-3-1.
Miami: M. Moore 21-13-188-2-1, J. Cutler 16-12-138-2-1.

RECEIVING (Rec-Yds-TD):

N.Y. Jets: M. Forte 5-41, R. Anderson 3-35-1, A. Seferian-Jenkins 3-21-1, B. Powell 2-40, J. Kerley 2-17, J. Kearse 1-29-1, E. Tomlinson 1-26.
Miami: J. Landry 7-93-1, K. Stills 6-85-2, J. Thomas 3-58, J. Ajayi 3-26, A. Fasano 3-25-1, D. Williams 2-18, L. Carroo 1-21.

SACKS (Sk-Yds):

N.Y. Jets: D. Davis 1-9, Ja. Adams 1-8, J. Martin 1-5.
Miami: C. Wake 2.5-24, N. Suh 0.5-5.

INTERCEPTIONS (Int-Yds):

N.Y. Jets: M. Maye 1-32, M. Wilkerson 1-3.
Miami: B. McCain 1-6.

FORCED FUMBLES:

N.Y. Jets: D. Lee 1.
Miami: None.

FUMBLE RECOVERIES (No-Yds):

N.Y. Jets: None.
Miami: T. Fede 1.

TEAM STATS	NYJ	MIA
First Downs	16	25
Rushing	4	3
Passing	10	16
Penalty	2	6
3rd-Down Efficiency	4 for 11	5 for 13
4th-Down Efficiency	0 for 0	0 for 0
Total Net Yards	272	357
Total Net Plays	52	65
Average Gain	5.2	5.5
Net Yards Rushing	92	53
Rushes	22	25
Yards per Rush	4.2	2.1
Net Yards Passing	180	304
Completed - Attempted	17-27	25-37
Yards per Pass Play	6.0	7.6
Sacked - Yards Lost	3-29	3-22
Had Intercepted	1	2
Punts - Average	7-321-45.9	6-267-44.5
Return Yardage	89	95
Punts - Return Yards	4-24	4-33
Kickoffs - Return Yards	2-30	2-56
Interceptions - Return Yards	2-35	1-6
Penalties - Yards	12-124	9-76
Fumbles - Lost	2-1	1-0
Red-Zone Efficiency	3 for 3	3 for 3
Goal-to-Go Efficiency	1 for 1	3 for 3
Time of Possession	28:02	31:58



2017 GAME RECAPS

WEEK 8

OCT. 26, 2017 | BALTIMORE, MD.
M&T BANK STADIUM
ATTENDANCE: 70,408 | TV: CBS/NFLN/AMAZON

SCORING SUMMARY

MIAMI 0

BALTIMORE 40

	1	2	3	4	F
Miami	0	0	0	0	0
Baltimore	7	13	0	20	40

It was another disappointing visit to Baltimore for the Miami Dolphins. Quarterbacks Joe Flacco and Ryan Mallett each threw a touchdown pass to help the Ravens build a 20-0 halftime lead on their way to a 40-0 victory in a Thursday night game at M&T Bank Stadium.

Linebacker C.J. Mosley and cornerback Jimmy Smith both returned interceptions for touchdowns, Mosley going 63 yards in the third quarter and Smith going 50 in the fourth. Wide receiver Chris Moore had another fourth-quarter touchdown when he recovered a Baltimore fumble in the end zone.

Justin Tucker kicked two field goals, though rookie Dolphins defensive tackle Vincent Taylor blocked a 46-yard attempt in the second half. That, unfortunately, was a rare highlight for the Dolphins.

Running back Jay Ajayi had a season-long 21-yard run on his first carry, but found little room to run after that.

Matt Moore made his first start of the season at quarterback in place of injured starter Jay Cutler, but he couldn't duplicate his first start of 2016 when he had four touchdown passes against the New York Jets.

Moore was sacked three times, including a fourth-down play in the fourth quarter.

Along with Cutler, the Dolphins also played without starting defensive end Andre Branch and starting left guard Anthony Steen, who were nursing groin and foot injuries, respectively. Rookie first-round pick Charles Harris made his first NFL start in place of Branch.

The loss at Baltimore ended the Dolphins' three-game winning streak. The Dolphins had a six-game winning streak end in Baltimore last season.

SCORING DRIVES

TEAM	QTR	TIME	PLAY (EXTRA POINT) (DRIVE INFO)	MIA	BAL
Ravens	1	8:19	J.Maclin 34 yd. pass from J.Flacco (J.Tucker kick) (3-40, 0:50)	0	7
Ravens	2	13:16	J.Tucker 55 yd. Field Goal (7-35, 2:51)	0	10
Ravens	2	8:02	J.Tucker 48 yd. Field Goal (8-30, 3:48)	0	13
Ravens	2	1:56	B.Watson 2 yd. pass from R.Mallett (J.Tucker kick) (8-60, 3:04)	0	20
Ravens	4	14:15	C.Mosley 63 yd. interception return (pass failed)	0	26
Ravens	4	6:39	C.Moore fumble recovery in end zone (J.Tucker kick) (8-38, 4:44)	0	33
Ravens	4	4:28	J.Smith 50 yd. interception return (J.Tucker kick)	0	40

GAME STATISTICS

RUSHING (Att-Yds-TD):

Miami: J. Ajayi 13-23, K. Drake 6-22.
Baltimore: A. Collins 18-133, J. Allen 17-55, J. Flacco 1-9, R. Mallett 4(-3).

PASSING (A-C-Y-TD-I):

Miami: M. Moore 44-25-176-0-2.
Baltimore: J. Flacco 15-10-101-1-0, R. Mallett 7-3-20-1-0.

RECEIVING (Rec-Yds-TD):

Miami: L. Carroo 6-48, K. Stills 5-65, J. Landry 5-33, J. Ajayi 4-18, A. Fasano 2-11, J. Thomas 2-2, D. Williams 2(-1).
Baltimore: N. Boyle 4-29, J. Maclin 3-53-1, A. Collins 2-30, B. Watson 2-6-1, J. Allen 1-2, P. Ricard 1-1.

SACKS (Sk-Yds):

Miami: None.
Baltimore: A. Levine Sr. 1-8, T. Bowser 1-5, C. Mosley 0.5-6, Z. Smith 0.5-6.

INTERCEPTIONS (Int-Yds):

Miami: None.
Baltimore: C. Mosley 1-63-1, J. Smith 1-50-1.

FORCED FUMBLES:

Miami: None.
Baltimore: None.

FUMBLE RECOVERIES (No-Yds):

Miami: None.
Baltimore: None.

TEAM STATS

	MIA	BAL
First Downs	13	19
Rushing	3	9
Passing	9	7
Penalty	1	3
3rd-Down Efficiency	4 for 15	3 for 13
4th-Down Efficiency	0 for 2	0 for 0
Total Net Yards	196	295
Total Net Plays	66	62
Average Gain	3.0	4.8
Net Yards Rushing	45	174
Rushes	19	40
Yards per Rush	2.4	4.4
Net Yards Passing	151	121
Completed - Attempted	25-44	13-22
Yards per Pass Play	3.2	5.5
Sacked - Yards Lost	3-25	0-0
Had Intercepted	2	0
Punts - Average	8-328-41.0	5-225-45.0
Return Yardage	20	148
Punts - Return Yards	2-5	3-9
Kickoffs - Return Yards	1-15	1-26
Interceptions - Return Yards	0-0	2-113
Penalties - Yards	7-43	5-40
Fumbles - Lost	0-0	1-0
Red-Zone Efficiency	0 for 0	2 for 2
Goal-to-Go Efficiency	0 for 0	2 for 2
Time of Possession	28:46	31:14



2017 GAME RECAPS

WEEK 9

NOV. 5, 2017 | MIAMI GARDENS, FLA.
HARD ROCK STADIUM
ATTENDANCE: 65,139 | TV: NBC

SCORING SUMMARY

OAKLAND 27

MIAMI 24

	1	2	3	4	F
Oakland	3	10	7	7	27
Miami	0	9	7	8	24

The Oakland Raiders spoiled the Dolphins' return to Sunday Night Football. Quarterback Jay Cutler returned to action and threw three touchdown passes, but it wasn't enough as the Dolphins suffered a 27-24 loss at Hard Rock Stadium in their first Sunday night appearance since 2010.

Marshawn Lynch rushed for two touchdowns and Derek Carr threw a 44-yard TD pass to Johnny Holton for the Raiders, who came in having lost five of their past six games.

Running back Damien Williams, wide receiver Jarvis Landry and tight end Julius Thomas had the touchdowns for the Dolphins, who concluded the first half of the regular season with a 4-4 record. Cody Parkey kicked a 49-yard field goal.

Kenyan Drake had a 42-yard run for the Dolphins' longest offensive play of the game.

Ndamukong Suh produced the defensive highlight when he jumped to knock the ball out of quarterback Derek Carr's hand as he was preparing to pass. Raiders tackle Marshall Newhouse recovered the fumble, but he lost the ball again when he was hit by linebacker Kiko Alonso and defensive end Charles Harris recovered for the Dolphins takeaway. Safety Reshad Jones had an interception on the final play before the two-minute warning.

The Dolphins were hurt by penalties and miscues, including a lost fumble by Drake and 11 penalties.

Oakland seemingly put the game away when Lynch scored his second touchdown on a 3-yard run to make it a 27-16 score. The play immediately followed a defensive pass interference penalty on cornerback Xavier Howard and a completion accompanied by a personal foul penalty on Reshad Jones.

The Dolphins scored with 1:32 left to make it 27-24 after Drake ran it in for the two-point conversion, but the comeback attempt ended when Raiders wide receiver Amari Cooper recovered the ensuing onside kick.

SCORING DRIVES

TEAM	QTR	TIME	PLAY (EXTRA POINT) (DRIVE INFO)	OAK	MIA
Raiders	1	7:31	G.Tavecchio 36 yd. Field Goal (12-58, 7:29)	3	0
Dolphins	2	10:37	D.Williams 10 yd. pass from J.Cutler (kick failed, hlu) (10-82, 5:35)	3	6
Raiders	2	3:26	J.Holton 44 yd. pass from D.Carr (G.Tavecchio kick) (6-81, 4:02)	10	6
Dolphins	2	0:32	C.Parkey 49 yd. Field Goal (8-49, 2:54)	10	9
Raiders	2	0:00	G.Tavecchio 53 yd. Field Goal (5-42, 0:32)	13	9
Raiders	3	9:23	M.Lynch 22 yd. run (G.Tavecchio kick) (6-67, 3:24)	20	9
Dolphins	3	6:34	J.Landry 6 yd. pass from J.Cutler (C.Parkey kick) (7-75, 2:49)	20	16
Raiders	4	4:37	M.Lynch 3 yd. run (G.Tavecchio kick) (6-87, 2:44)	27	16
Dolphins	4	1:32	J.Thomas 15 yd. pass from J.Cutler (K.Drake run) (5-83, 0:22)	27	24

GAME STATISTICS

RUSHING (Att-Yds-TD):

Oakland: M. Lynch 14-57-2, D. Washington 4-16, J. Richard 5-14, D. Carr 4-(-3).
Miami: K. Drake 9-69, D. Williams 7-14, M. Gray 1-3, J. Cutler 1-0.

PASSING (A-C-Y-TD-I):

Oakland: D. Carr 30-21-300-1-1.
Miami: J. Cutler 42-34-311-3-0.

RECEIVING (Rec-Yds-TD):

Oakland: J. Cook 8-126, A. Cooper 4-58, M. Crabtree 3-40, S. Roberts 2-28, M. Lynch 2-6, J. Holton 1-44-1, D. Washington 1-(-2).
Miami: J. Thomas 6-84-1, D. Williams 6-47-1, K. Drake 6-35, J. Landry 6-32-1, D. Parker 5-76, K. Stills 3-28, A. Fasano 2-9.

SACKS (Sk-Yds):

Oakland: M. Edwards 0.5-1, B. Irvin 0.5-1.
Miami: N. Suh 1-5.

INTERCEPTIONS (Int-Yds):

Oakland: None
Miami: R. Jones 1-0.

FORCED FUMBLES:

Oakland: B. Irvin 1.
Miami: K. Alonso 1, N. Suh 1.

FUMBLE RECOVERIES (No-Yds):

Oakland: T. Carrie 1-0.
Miami: C. Harris 1-0.

TEAM STATS

	OAK	MIA
First Downs	20	23
Rushing	4	4
Passing	14	15
Penalty	2	4
3rd-Down Efficiency	8 for 15	5 for 12
4th-Down Efficiency	0 for 0	0 for 1
Total Net Yards	379	395
Total Net Plays	58	61
Average Gain	6.5	6.5
Net Yards Rushing	84	86
Rushes	27	18
Yards per Rush	3.1	4.8
Net Yards Passing	295	309
Completed - Attempted	21-30	34-42
Yards per Pass Play	9.5	7.2
Sacked - Yards Lost	1-5	1-2
Had Intercepted	1	0
Punts - Average	3-140-46.7	5-221-44.2
Return Yardage	82	52
Punts - Return Yards	2-21	1-5
Kickoffs - Return Yards	2-61	2-47
Interceptions - Return Yards	0-0	1-0
Penalties - Yards	10-105	11-107
Fumbles - Lost	3-1	2-1
Red-Zone Efficiency	1 for 2	3 for 3
Goal-to-Go Efficiency	1 for 1	2 for 2
Time of Possession	30:56	29:04



2017 GAME RECAPS

WEEK 10

NOV. 13, 2017 | CHARLOTTE, N.C.
BANK OF AMERICA STADIUM
ATTENDANCE: 72,790 | TV: ESPN

SCORING SUMMARY

MIAMI 21

CAROLINA 45

	1	2	3	4	F
Miami	0	7	7	7	21
Carolina	3	14	21	7	45

The Dolphins completed their trio of prime-time games in disappointing fashion.

Running back Kenyan Drake had the Dolphins' longest offensive play of the season when he scored on a 66-yard touchdown run and Jay Cutler threw two touchdown passes, but it wasn't nearly enough as the Dolphins left Bank of America Stadium with a 45-21 loss.

Tight end Julius Thomas and wide receiver Jarvis Landry had the touchdown receptions for the Dolphins.

Rookie running back Christian McCaffrey had a touchdown run and a touchdown reception for Carolina, and wide receiver Devin Funchess had two touchdown catches. Cam Newton threw four touchdown passes and had a 69-yard run in the third quarter.

Drake's run, which surpassed his 42-yard run eight days earlier as the Dolphins' longest offensive play of the season, was the team's first rushing touchdown of the season. It was the longest run for the Dolphins since Oct. 25, 2015 when Lamar Miller had an 85-yard touchdown against the Houston Texans.

The Dolphins trailed 10-7 when the game turned late in the first half.

After Thomas scored on a shovel pass to cut into Carolina's 10-0 deficit, the Dolphins stopped the Panthers' two-minute drive at the end of the first half. But after the Dolphins took over at their own 20 with under a minute left, Jay Cutler was intercepted by linebacker Luke Kuechly and Carolina took a 17-7 lead into halftime after Newton threw a TD pass to tight end Ed Dickson.

SCORING DRIVES

TEAM	QTR	TIME	PLAY (EXTRA POINT) (DRIVE INFO)	MIA	CAR
Panthers	1	1:50	G.Gano 40 yd. Field Goal (11-42, 5:33)	0	3
Panthers	2	6:59	C.McCaffrey 4 yd. run (G.Gano kick) (12-85, 6:17)	0	10
Dolphins	2	2:12	J.Thomas 2 yd. pass from J.Cutler (C.Parkey kick) (10-75, 4:47)	7	10
Panthers	2	0:19	E.Dickson 7 yd. pass from C.Newton (G.Gano kick) (4-20, 0:22)	7	17
Panthers	3	11:50	D.Funchess 28 yd. pass from C.Newton (G.Gano kick) (8-78, 3:10)	7	24
Panthers	3	7:15	C.Artis-Payne 12 yd. run (G.Gano kick) (4-48, 2:19)	7	31
Dolphins	3	5:47	K.Drake 66 yd. run (C.Parkey kick) (3-75, 1:28)	14	31
Panthers	3	3:07	C.McCaffrey 2 yd. pass from C.Newton (G.Gano kick) (4-87, 2:40)	14	38
Panthers	4	8:20	D.Funchess 32 yd. pass from C.Newton (G.Gano kick) (11-83, 6:43)	14	45
Dolphins	4	4:05	J.Landry 9 yd. pass from J.Cutler (C.Parkey kick) (10-75, 4:15)	21	45

GAME STATISTICS

RUSHING (Att-Yds-TD):

Miami: K. Drake 7-82-1, D. Williams 9-19, J. Cutler 1-(-1).
Carolina: J. Stewart 17-110, C. Newton 5-95, C. Artis-Payne 7-68-1, C. McCaffrey 5-23-1, D. Anderson 2-(-2).

PASSING (A-C-Y-TD-I):

Miami: J. Cutler 37-22-213-2-1.
Carolina: C. Newton 35-21-254-4-0.

RECEIVING (Rec-Yds-TD):

Miami: D. Parker 6-66, K. Stills 5-67, J. Landry 5-42-1, D. Williams 2-20, K. Drake 2-10, J. Thomas 2-8-1.
Carolina: D. Funchess 5-92-2, C. Samuel 5-45, R. Shepard 3-40, E. Dickson 3-33-1, C. McCaffrey 3-27-1, B. Bersin 1-12, K. Clay 1-5.

SACKS (Sk-Yds):

Miami: None.
Carolina: None.

INTERCEPTIONS (Int-Yds):

Miami: None.
Carolina: L. Kuechly 1-0.

FORCED FUMBLES:

Miami: None.
Carolina: None.

FUMBLE RECOVERIES (No-Yds):

Miami: None.
Carolina: None.

TEAM STATS

	MIA	CAR
First Downs	17	30
Rushing	3	12
Passing	12	16
Penalty	2	2
3rd-Down Efficiency	7 for 12	11 for 14
4th-Down Efficiency	0 for 1	0 for 0
Total Net Yards	313	548
Total Net Plays	54	71
Average Gain	5.8	7.7
Net Yards Rushing	100	294
Rushes	17	36
Yards per Rush	5.9	8.2
Net Yards Passing	213	254
Completed - Attempted	22-37	21-35
Yards per Pass Play	5.8	7.3
Sacked - Yards Lost	0-0	0-0
Had Intercepted	1	0
Punts - Average	4-167-41.8	2-85-42.5
Return Yardage	87	91
Punts - Return Yards	0-0	2-10
Kickoffs - Return Yards	4-87	4-81
Interceptions - Return Yards	0-0	1-0
Penalties - Yards	7-57	6-37
Fumbles - Lost	0-0	0-0
Red-Zone Efficiency	2 for 2	4 for 4
Goal-to-Go Efficiency	1 for 1	3 for 3
Time of Possession	24:21	35:39



2017 GAME RECAPS

WEEK 11

NOV. 19, 2017 | MIAMI GARDENS, FLA.
HARD ROCK STADIUM
ATTENDANCE: 65,089 | TV: FOX

SCORING SUMMARY

TAMPA BAY 30	MIAMI 20
---------------------	-----------------

	1	2	3	4	F
Tampa Bay	3	17	0	10	30
Miami	7	0	6	7	20

Matt Moore was called on to come into the game at quarterback for the second time this season, but the Dolphins weren't able to rally for a victory this time.

Moore replaced Jay Cutler, who left in the second half because of a concussion, helped the Dolphins erase a 20-7 deficit but Tampa Bay prevailed in the end, winning 30-20 on a 35-yard field goal by Patrick Murray with 6 seconds left.

Tampa Bay scored a touchdown on the final play on a fumble recovery in the end zone after the Dolphins began using laterals in a desperate effort to score a miraculous touchdown.

The Dolphins (4-6) tied the score 20-20 when Moore hit Kenny Stills with a 61-yard touchdown pass, capping Stills' seven-catch, 180-yard day.

But Tampa Bay answered with a 58-yard drive that began with a 17-yard pass from Ryan Fitzpatrick, starting in place of the injured Jameis Winston, to wide receiver Mike Evans.

Moore helped the Dolphins erase a 28-14 deficit in a 31-28 victory against the New York Jets on Oct. 22.

Before tying the game, the Dolphins missed several opportunities in the second half.

One of those came with 6:50 left in the fourth quarter when Damien Williams was stuffed for no gain on a fourth-and-1 from the Tampa Bay 34-yard line. The Dolphins earlier had to settle for two Cody Parkey field goals after they got into the red zone.

Jarvis Landry scored the first Dolphins touchdown when he caught a 2-yard pass from Cutler in the first quarter.

SCORING DRIVES

TEAM	QTR	TIME	PLAY (EXTRA POINT) (DRIVE INFO)	TB	MIA
Buccaneers	1	7:13	P.Murray 30 yd. Field Goal (7-63, 3:28)	3	0
Dolphins	1	4:23	J.Landry 2 yd. pass from J.Cutler (C.Parkey kick) (7-90, 2:50)	3	7
Buccaneers	2	14:10	P.Murray 30 yd. Field Goal (11-59, 5:13)	6	7
Buccaneers	2	12:14	O.Howard 6 yd. pass from R.Fitzpatrick (P.Murray kick) (2-5, 0:41)	13	7
Buccaneers	2	0:45	D.Jackson 4 yd. pass from R.Fitzpatrick (P.Murray kick) (4-37, 1:05)	20	7
Dolphins	3	10:57	C.Parkey 26 yd. Field Goal (9-70, 4:03)	20	10
Dolphins	3	4:19	C.Parkey 31 yd. Field Goal (11-66, 4:52)	20	13
Dolphins	4	3:00	K.Stills 61 yd. pass from M.Moore (C.Parkey kick) (5-74, 1:37)	20	20
Buccaneers	4	0:04	P.Murray 35 yd. Field Goal (9-58, 2:56)	23	20
Buccaneers	4	0:00	A.Glanton fumble recovery in end zone (P.Murray kick)	30	20

GAME STATISTICS

RUSHING (Att-Yds-TD):

Tampa Bay: D. Martin 19-38, R. Fitzpatrick 3-9, C. Sims III 1-3, J. Rodgers 1-3.
Miami: D. Williams 10-78, K. Drake 7-4, J. Cutler 1-1, M. Moore 1-0.

PASSING (A-C-Y-TD-I):

Tampa Bay: R. Fitzpatrick 37-22-275-2-0.
Miami: M. Moore 28-17-1-0, J. Cutler 12-6-83-1-3.

RECEIVING (Rec-Yds-TD):

Tampa Bay: M. Evans 5-92, O. Howard 3-52-1, C. Sims III 3-25, C. Godwin 2-38, D. Jackson 2-28-1, A. Humphries 2-11, P. Barber 2-11, D. Martin 2-6, C. Brate 1-12.
Miami: K. Stills 7-180-1, J. Landry 6-95-1, J. Thomas 4-30, D. Parker 4-26, D. Williams 1-24, K. Drake 1-10.

SACKS (Sk-Yds):

Tampa Bay: G. McCoy 1-0.
Miami: J. Phillips 1-7.

INTERCEPTIONS (Int-Yds):

Tampa Bay: K. Alexander 1-20, J. Evans 1-11, R. McClain 1-6.
Miami: None.

FORCED FUMBLES:

Tampa Bay: R. Smith 1, C. Conte 1.
Miami: None.

FUMBLE RECOVERIES (No-Yds):

Tampa Bay: R. Smith 1-0, A. Glanton 1-0-1.
Miami: None.

TEAM STATS	TB	MIA
First Downs	19	18
Rushing	2	1
Passing	15	15
Penalty	2	2
3rd-Down Efficiency	3 for 13	6 for 13
4th-Down Efficiency	0 for 0	0 for 1
Total Net Yards	321	448
Total Net Plays	62	60
Average Gain	5.2	7.5
Net Yards Rushing	53	83
Rushes	24	19
Yards per Rush	2.2	4.4
Net Yards Passing	268	365
Completed - Attempted	22-37	23-40
Yards per Pass Play	7.1	8.9
Sacked - Yards Lost	1-7	1-0
Had Intercepted	0	3
Punts - Average	6-249-41.5	2-106-53.0
Return Yardage	97	89
Punts - Return Yards	1-7	3-20
Kickoffs - Return Yards	2-53	4-69
Interceptions - Return Yards	3-37	0-0
Penalties - Yards	9-82	17-123
Fumbles - Lost	0-0	4-2
Red-Zone Efficiency	2 for 5	1 for 4
Goal-to-Go Efficiency	2 for 2	1 for 2
Time of Possession	31:49	28:11



2017 GAME RECAPS

WEEK 12

NOV. 26, 2017 | FOXBOROUGH, MASS.
GILLETTE STADIUM
ATTENDANCE: 65,878 | TV: CBS

SCORING SUMMARY

	1	2	3	4	F
Miami	0	10	0	7	17
New England	14	7	7	7	35

MIAMI 17

NEW ENGLAND 35

On a day when the Dolphins lost players to injuries and an ejection, a fake punt set the stage for a frustrating day at Gillette Stadium.

Quarterback Tom Brady threw four touchdown passes, and running back Rex Burkhead and tight end Rob Gronkowski each scored two touchdowns as the New England Patriots handed the Dolphins a 35-17 defeat.

The Dolphins lost running back Senorise Perry on the second-half kickoff after he was taken out to be evaluated for a concussion. Damien Williams left the game later in that third quarter when he sustained a shoulder injury while being tackled after an 11-yard run.

Cornerback Bobby McCain was ejected in the third quarter after officials ruled a throw a punch at New England wide receiver Danny Amendola after the two became tangled on a Patriots running play.

Safety Reshad Jones and Kenyan Drake, the only running back available after Perry and Williams left the game, scored the Dolphins touchdowns. Cody Parkey kicked a 28-yard field goal in the second quarter.

Jones scored when he returned a fumble 14 yards in the second quarter. The fumble came when backup center Ted Karras snapped the ball in shotgun formation when Brady wasn't looking at him.

It was Jones' second touchdown of the season and the fifth of his career.

Drake scored on a screen pass in the fourth quarter when the Dolphins trailed 28-10.

SCORING DRIVES

TEAM	QTR	TIME	PLAY (EXTRA POINT) (DRIVE INFO)	MIA	NE
Patriots	1	11:39	R.Burkhead 2 yd. run (S.Gostkowski kick) (8-75, 3:21)	0	7
Patriots	1	5:33	R.Gronkowski 5 yd. pass from T.Brady (S.Gostkowski kick) (9-88, 4:39)	0	14
Dolphins	2	13:19	R.Jones 14 yd. fumble return (C.Parkey kick)	7	14
Patriots	2	8:29	R.Burkhead 1 yd. pass from T.Brady (S.Gostkowski kick) (9-78, 4:50)	7	21
Dolphins	2	4:06	C.Parkey 28 yd. Field Goal (9-65, 4:23)	10	21
Patriots	3	10:28	R.Gronkowski 15 yd. pass from T.Brady (S.Gostkowski kick) (7-77, 2:46)	10	28
Dolphins	4	11:43	K.Drake 8 yd. pass from M.Moore (C.Parkey kick) (8-73, 3:12)	17	28
Patriots	4	6:31	B.Cooks 5 yd. pass from T.Brady (S.Gostkowski kick) (5-38, 2:10)	17	35

GAME STATISTICS

RUSHING (Att-Yds-TD):

Miami: D. Williams 8-38, K. Drake 9-20, M. Moore 2-9.
New England: D. Lewis 15-112, R. Burkhead 13-50-1, N. Ebner 1-14, J. White 3-13, B. Cooks 1-11, T. Brady 5-(-4).

PASSING (A-C-Y-TD-I):

Miami: M. Moore 34-23-215-1-12.
New England: T. Brady 28-18-227-4-1.

RECEIVING (Rec-Yds-TD):

Miami: J. Landry 8-70, J. Thomas 5-52, K. Stills 3-47, K. Drake 3-27-1, D. Williams 3-14, D. Parker 1-5.
New England: B. Cooks 6-83-1, R. Gronkowski 5-82-2, R. Burkhead 2-3-1, P. Dorsett 1-39, D. Amendola 1-15, J. White 1-2, D. Allen 1-2, D. Lewis 1-1.

SACKS (Sk-Yds):

Tampa Bay: G. McCoy 1-0.
Miami: J. Phillips 1-7.

INTERCEPTIONS (Int-Yds):

Miami: B. McCain 1-0.
New England: S. Gilmore 1-20, D. Harmon 1-0.

FORCED FUMBLES:

Miami: W. Aikens 1, A. Verner 1.
New England: M. Butler 1, T. Flowers 1.

FUMBLE RECOVERIES (No-Yds):

Miami: R. Jones 1-14-1.
New England: P. Chung 1-0.

TEAM STATS	MIA	NE
First Downs	15	25
Rushing	5	9
Passing	9	11
Penalty	1	5
3rd-Down Efficiency	2 for 11	5 for 12
4th-Down Efficiency	2 for 3	1 for 2
Total Net Yards	221	417
Total Net Plays	60	67
Average Gain	3.7	6.2
Net Yards Rushing	67	196
Rushes	19	38
Yards per Rush	3.5	5.2
Net Yards Passing	154	221
Completed - Attempted	23-34	18-28
Yards per Pass Play	3.8	7.6
Sacked - Yards Lost	7-61	1-6
Had Intercepted	2	1
Punts - Average	5-208-41.6	3-122-40.7
Return Yardage	97	59
Punts - Return Yards	1-0	3-4
Kickoffs - Return Yards	4-97	2-35
Interceptions - Return Yards	1-0	2-20
Penalties - Yards	6-52	7-70
Fumbles - Lost	2-1	4-1
Red-Zone Efficiency	1 for 3	5 for 5
Goal-to-Go Efficiency	1 for 2	4 for 4
Time of Possession	27:19	32:41



2017 GAME RECAPS

WEEK 13

DEC. 3, 2017 | MIAMI GARDENS, FLA.
HARD ROCK STADIUM
ATTENDANCE: 65,092 | TV: FOX

SCORING SUMMARY

DENVER 9

MIAMI 35

	1	2	3	4	F
Denver	0	3	6	0	9
Miami	2	14	10	9	35

The Dolphins used big plays on offense, defense and special teams to end their five-game losing streak.

Cornerback Xavien Howard scored on a pick-six, running back Kenyan Drake had a 42-yard touchdown run, and Terrence Fede blocked a punt when the Dolphins defeated the Denver Broncos 35-9 at Hard Rock Stadium.

The Dolphins set a season high for points, topping their 31 in their victory against the New York Jets on Oct. 22. Their output included two safeties, a first in franchise history.

Howard, who came into the game looking for his first career regular season interception, had another pick in the fourth quarter.

Tight end Julius Thomas, who spent the first four seasons of his NFL career with Denver, scored the Dolphins' first touchdown on a 9-yard reception. Jay Cutler threw a second touchdown pass, a 23-yarder to Kenny Stills, with 10:21 left in the fourth quarter.

The Dolphins got their first safety when an errant snap went over the head of Denver quarterback Trevor Siemian and he batted the ball out of the back of the end zone. The second came in the fourth quarter when Chase Allen forced the ball loose from Denver returner Isaiah McKenzie at the 3-yard line and McKenzie was tackled in the end zone after recovering the loose ball.

Cody Parkey also kicked a field goal.

Drake, getting an increased workload with running back Damien Williams inactive because of a shoulder injury, set career highs in attempts with 22 and yards with 116.

SCORING DRIVES

TEAM	QTR	TIME	PLAY (EXTRA POINT) (DRIVE INFO)	DEN	MIA
Dolphins	1	3:07	M.Paradis fumble out of bounds in end zone for a Safety	0	2
Broncos	2	13:28	B.McManus 31 yd. Field Goal (7-67, 2:57)	3	2
Dolphins	2	9:39	J.Thomas 9 yd. pass from J.Cutler (C.Parkey kick) (9-75, 3:49)	3	9
Dolphins	2	9:32	X.Howard 30 yd. interception return (C.Parkey kick)	3	16
Dolphins	3	10:32	C.Parkey 37 yd. Field Goal (5-28, 2:45)	3	19
Broncos	3	4:56	J.Simmons 65 yd. interception return (pass failed)	9	19
Dolphins	3	2:54	K.Drake 42 yd. run (C.Parkey kick) (4-61, 2:02)	9	26
Dolphins	4	10:21	K.Stills 23 yd. pass from J.Cutler (C.Parkey kick) (1-23, 0:06)	9	33
Dolphins	4	8:49	I.McKenzie tackled in end zone by S.Perry for a Safety	9	35

GAME STATISTICS

RUSHING (Att-Yds-TD):

Denver: C. Anderson 15-67, T. Siemian 3-16, J. Charles 3-12, D. Booker 2-8.
Miami: K. Drake 23-120-1, S. Perry 5-22, J. Grant 1-2, J. Cutler 1-1.

PASSING (A-C-Y-TD-I):

Denver: T. Siemian 41-19-200-0-3.
Miami: J. Cutler 31-18-235-2-2, D. Fales 1-0-0-0-0.

RECEIVING (Rec-Yds-TD):

Denver: J. Charles 5-39, C. Anderson 4-43, D. Thomas 2-27, A. Traylor 2-16, E. Sanders 2-11, V. Green 1-36, B. Fowler 1-23, C. Latimer 1-5, D. Booker 1-0.
Miami: K. Stills 5-98-1, J. Landry 5-62, K. Drake 3-21, J. Thomas 3-20-1, A. Fasano 1-29, D. Parker 1-5.

SACKS (Sk-Yds):

Denver: S. Harris 1-6, V. Miller 0.5-3.5, Z. Kerr 0.5-3.5.
Miami: J. Phillips 1-14, B. McCain 1-13, A. Branch 1-6.

INTERCEPTIONS (Int-Yds):

Denver: J. Simmons 1-65-1, C. Harris 1-13.
Miami: X. Howard 2-42-1, T. McDonald 1-7.

FORCED FUMBLES:

Denver: B. Roby 1.
Miami: C. Allen 1.

FUMBLE RECOVERIES (No-Yds):

Denver: B. Roby 1-0.
Miami: None.

TEAM STATS

	DEN	MIA
First Downs	14	15
Rushing	3	4
Passing	10	10
Penalty	1	1
3rd-Down Efficiency	1 for 13	4 for 15
4th-Down Efficiency	0 for 1	0 for 0
Total Net Yards	270	367
Total Net Plays	67	64
Average Gain	4.0	5.7
Net Yards Rushing	103	145
Rushes	23	30
Yards per Rush	4.5	4.8
Net Yards Passing	167	222
Completed - Attempted	19-41	18-32
Yards per Pass Play	3.8	6.5
Sacked - Yards Lost	3-33	2-13
Had Intercepted	3	2
Punts - Average	8-340-42.5	9-386-42.9
Return Yardage	90	162
Punts - Return Yards	1--3	5-56
Kickoffs - Return Yards	1-15	3-57
Interceptions - Return Yards	2-78	3-49
Penalties - Yards	9-57	7-85
Fumbles - Lost	2-0	1-1
Red-Zone Efficiency	0 for 2	1 for 2
Goal-to-Go Efficiency	0 for 1	1 for 1
Time of Possession	25:38	34:22



2017 GAME RECAPS

WEEK 14

DEC. 11, 2017 | MIAMI GARDENS, FLA.
HARD ROCK STADIUM
ATTENDANCE: 65,548 | TV: ESPN

SCORING SUMMARY

	1	2	3	4	F
New England	0	10	0	10	20
Miami	6	7	14	0	27

NEW ENGLAND 20

MIAMI 27

In their final prime-time appearance of the season, the Dolphins put together their best performance of 2017.

Jay Cutler threw three touchdown passes, including two to Jarvis Landry, Kenyan Drake had 193 yards from scrimmage, and Xavien Howard had two interceptions when the Dolphins defeated the New England Patriots 27-20 at Hard Rock Stadium on Monday Night football.

Drake rushed for 114 yards, his second consecutive 100-yard performance.

Jakeem Grant also had a touchdown for the Dolphins, who beat New England in Miami for the fourth time in five years.

The Dolphins ended New England's 14-game road winning streak, which was the second-longest in NFL history. The Dolphins defense held New England to 0-for-11 in third-down conversions, the first time since 1991 the Patriots were shut out in that category.

The Dolphins led 27-10 going into the fourth quarter before New England made it a closer final score.

Howard, who had two picks in the 35-9 victory against the Denver Broncos eight days earlier, became the first cornerback in Dolphins history to record two interceptions in back-to-back games.

Howard's first interception came on New England's first drive after Cody Parkey had given the Dolphins a 3-0 lead with a 30-yard field goal. The big play on the drive was Drake's 26-yard run on his first carry of the game.

The Dolphins later converted a fourth-and-1 from the New England 36-yard line when Cutler threw a 15-yard pass to Parker after rolling out on a naked bootleg.

SCORING DRIVES

TEAM	QTR	TIME	PLAY (EXTRA POINT) (DRIVE INFO)	NE	MIA
Dolphins	1	9:01	C.Parkey 30 yd. Field Goal (13-69, 5:59)	0	3
Dolphins	1	3:49	C.Parkey 44 yd. Field Goal (8-34, 4:26)	0	6
Patriots	2	6:18	R.Burkhead 3 yd. run (S.Gostkowski kick) (5-51, 2:56)	7	6
Dolphins	2	3:33	J.Landry 5 yd. pass from J.Cutler (C.Parkey kick) (7-80, 2:45)	7	13
Patriots	2	0:02	S.Gostkowski 46 yd. Field Goal (8-47, 3:31)	10	13
Dolphins	3	11:03	J.Grant 25 yd. pass from J.Cutler (C.Parkey kick) (5-46, 2:21)	10	20
Dolphins	3	4:43	J.Landry 4 yd. pass from J.Cutler (C.Parkey kick) (8-82, 4:21)	10	27
Patriots	4	13:05	J.White 3 yd. pass from T.Brady (S.Gostkowski kick) (6-53, 2:29)	17	27
Patriots	4	0:53	S.Gostkowski 33 yd. Field Goal (6-62, 1:31)	20	27

GAME STATISTICS

RUSHING (Att-Yds-TD):

New England: D. Lewis 5-17, R. Burkhead 5-8-1.
Miami: K. Drake 25-114, J. Cutler 4-4, M. Gray 1-2.

PASSING (A-C-Y-TD-I):

New England: T. Brady 43-24-233-1-2.
Miami: J. Cutler 38-25-263-3-0.

RECEIVING (Rec-Yds-TD):

New England: D. Amendola 6-76, D. Lewis 5-50, R. Burkhead 5-45, J. White 3-11-1, D. Allen 2-10, B. Cooks 1-38, J. Develin 1-2, C. Hogan 1-1.
Miami: J. Landry 8-46-2, K. Drake 5-79, D. Parker 4-40, J. Grant 2-42-1, K. Stills 2-18, J. Thomas 2-11, A. Fasano 1-17, M. Gray 1-10.

SACKS (Sk-Yds):

New England: D. McCourty 1-11, A. Butler 1-10.
Miami: J. Phillips 1-8, N. Suh 1-2.

INTERCEPTIONS (Int-Yds):

New England: None.
Miami: X. Howard 2-29.

FORCED FUMBLES:

New England: None.
Miami: None.

FUMBLE RECOVERIES (No-Yds):

New England: None.
Miami: None.

TEAM STATS

	NE	MIA
First Downs	14	21
Rushing	2	6
Passing	9	13
Penalty	3	2
3rd-Down Efficiency	0 for 11	4 for 14
4th-Down Efficiency	0 for 0	1 for 1
Total Net Yards	248	362
Total Net Plays	55	70
Average Gain	4.5	5.2
Net Yards Rushing	25	120
Rushes	10	30
Yards per Rush	2.5	4.0
Net Yards Passing	223	242
Completed - Attempted	24-43	25-38
Yards per Pass Play	5.0	6.1
Sacked - Yards Lost	2-10	2-21
Had Intercepted	2	0
Punts - Average	7-334-47.7	7-315-45.0
Return Yardage	86	85
Punts - Return Yards	5-37	2-9
Kickoffs - Return Yards	3-49	3-47
Interceptions - Return Yards	0-0	2-29
Penalties - Yards	9-78	8-102
Fumbles - Lost	0-0	1-0
Red-Zone Efficiency	2 for 3	2 for 3
Goal-to-Go Efficiency	2 for 3	2 for 2
Time of Possession	23:51	36:09



2017 GAME RECAPS

WEEK 15

DEC. 17, 2017 | ORCHARD PARK, N.Y.
NEW ERA FIELD
ATTENDANCE: 62,202 | TV: CBS

SCORING SUMMARY

MIAMI 16

BUFFALO 24

	1	2	3	4	F
Miami	3	3	0	10	16
Buffalo	7	14	3	0	24

The Dolphins' two-game winning streak came to a disappointing end Sunday at New Era Field in Buffalo, but not without a valiant comeback effort.

Running back LeSean McCoy had a touchdown run and a touchdown reception and quarterback Tyrod Taylor passed for a score and ran for another when the Bills defeated the Dolphins 24-16.

The Dolphins were not able to get into the end zone until midway through the fourth quarter when Kenyan Drake scored on a 1-yard run. Cody Parkey kicked three field goals, two in the first half and one with 39 seconds left. Punter Matt Haack recovered the ensuing onside kick, but the comeback attempt ended when Jay Cutler was intercepted by Tre'Davious White on the next play.

Drake's touchdown came with 7:57 remaining in the fourth quarter and they got the ball back with 4:33. The Dolphins converted a fourth-and-14 with a 17-yard completion from Jay Cutler to Jarvis Landry, leading to Parkey's third field goal. Landry finished with 10 catches for 99 yards.

Cornerback Xavier Howard, who had two interceptions in each of the previous two games, didn't have a pick Sunday but he had a sack and later dropped McCoy for a 5-yard loss to knock the Bills out of field goal range in the fourth quarter.

Drake, coming off back-to-back 100-yard rushing performances, got off to a great start by gaining 53 yards in the first quarter before Buffalo bottled him up. He finished with a respectable 78 yards on 16 carries, while catching six passes out of the backfield.

After holding New England to 0-for-11 on third-down conversions in their 27-20 victory last week, the Dolphins saw Buffalo convert 7 of 15 third-down situations.

SCORING DRIVES

TEAM	QTR	TIME	PLAY (EXTRA POINT) (DRIVE INFO)	MIA	BUF
Bills	1	10:12	L.McCoy 4 yd. run (S.Hauschka kick) (10-81, 4:48)	0	7
Dolphins	1	3:16	C.Parkey 28 yd. Field Goal (7-50, 3:51)	3	7
Dolphins	2	9:15	C.Parkey 41 yd. Field Goal (14-71, 7:04)	6	7
Bills	2	6:05	L.McCoy 16 yd. pass from T.Taylor (S.Hauschka kick) (8-75, 3:10)	6	14
Bills	2	0:33	T.Taylor 9 yd. run (S.Hauschka kick) (8-80, 1:50)	6	21
Bills	3	5:40	S.Hauschka 34 yd. Field Goal (5-7, 2:06)	6	24
Dolphins	4	7:57	K.Drake 1 yd. run (C.Parkey kick) (6-13, 1:35)	13	24
Dolphins	4	0:39	C.Parkey 26 yd. Field Goal (17-78, 3:54)	16	24

GAME STATISTICS

RUSHING (Att-Yds-TD):

Miami: K. Drake 16-78-1, J. Cutler 2-8, M. Gray 2-7, J. Grant 1-7
Buffalo: L. McCoy 20-50-1, T. Taylor 6-42-1, T. Cadet 4-24.

PASSING (A-C-Y-TD-INT):

Miami: J. Cutler 49-28-274-0-3.
Buffalo: T. Taylor 29-17-224-1-0.

RECEIVING (Rec-Yds-TD):

Miami: J. Landry 10-99, D. Parker 6-89, K. Drake 6-35, J. Thomas 2-15, A. Fasano 2-15, J. Grant 1-13, K. Stills 1-8.
Buffalo: C. Clay 5-68, L. McCoy 4-46-1, N. O'Leary 2-33, K. Benjamin 2-20, B. Tate 1-21, D. Thompson 1-16, T. Cadet 1-14, P. DiMarco 1-6.

SACKS (Sk-Yds):

Miami: X. Howard 1-11, C. Wake 1-1.
Buffalo: N. Capi 1-15, R. Davis 1-1.

INTERCEPTIONS (Int-Yds):

Miami: None.
Buffalo: S. Wright 1-54, T. White 1-9, J. Poyer 1-0.

FORCED FUMBLES:

Miami: None.
Buffalo: N. Capi 1.

FUMBLE RECOVERIES (No-Yds):

Miami: None.
Buffalo: None.

TEAM STATS

	MIA	BUF
First Downs	21	21
Rushing	7	9
Passing	13	10
Penalty	1	2
3rd-Down Efficiency	5 for 16	7 for 15
4th-Down Efficiency	1 for 2	0 for 1
Total Net Yards	349	328
Total Net Plays	73	61
Average Gain	4.8	5.4
Net Yards Rushing	100	116
Rushes	21	30
Yards per Rush	4.8	3.9
Net Yards Passing	249	212
Completed - Attempted	28-49	17-29
Yards per Pass Play	4.8	6.8
Sacked - Yards Lost	3-25	2-12
Had Intercepted	3	0
Punts - Average	4-187-46.8	5-205-41.0
Return Yardage	76	103
Punts - Return Yards	2-33	1-2
Kickoffs - Return Yards	2-43	3-38
Interceptions - Return Yards	0-0	3-63
Penalties - Yards	7-60	3-28
Fumbles - Lost	4-0	1-0
Red-Zone Efficiency	1 for 3	3 for 4
Goal-to-Go Efficiency	1 for 1	2 for 3
Time of Possession	32:25	27:35





SUPPLEMENTAL STATS





2017 STATISTICS

WON 6, LOST			
9/17/2017	W	19- 17	at Los Angeles Chargers
9/24/2017	L	6- 20	at New York Jets
10/1/2017	L	0- 20	New Orleans Saints
10/8/2017	W	16- 10	Tennessee Titans
10/15/2017	W	20- 17	at Atlanta Falcons
10/22/2017	W	31- 28	New York Jets
10/26/2017	L	0- 40	at Baltimore Ravens
11/5/2017	L	24- 27	Oakland Raiders
11/13/2017	L	21- 45	at Carolina Panthers
11/19/2017	L	20- 30	Tampa Bay Buccaneers
11/26/2017	L	17- 35	at New England Patriots
12/3/2017	W	35- 9	Denver Broncos
12/11/2017	W	27- 20	New England Patriots
12/17/2017	L	16- 24	at Buffalo Bills

	MIAMI	OPPONENT
Total First Downs	248	273
Rushing	57	73
Passing	161	168
Penalty	30	32
3rd Down: Made/Att	59/181	62/175
3rd Down Pct.	32.6%	35.4%
4th Down: Made/Att	6/19	2/7
4th Down Pct.	31.6%	28.6%
Possession Avg.	29:58	30:02
Total Net Yards	4222	4655
Avg. Per Game	301.6	332.5
Total Plays	874	852
Avg. Per Play	4.8	5.5
Net Yards Rushing	1236	1539
Avg. Per Game	88.3	109.9
Total Rushes	322	365
Net Yards Passing	2986	3116
Avg. Per Game	213.3	222.6
Sacked/Yards Lost	32/249	25/164
Gross Yards	3235	3280
Attempts/Completions	520/324	462/295
Completion Pct.	62.3%	63.9%
Had Intercepted	20	9
Punts/Average	77/44.8	71/45.7
Net Punting Avg.	40.8	41.5
Penalties/Yards	112/934	111/992
Fumbles/Ball Lost	19/6	21/6
Touchdowns	28	41
Rushing	3	12
Passing	22	24
Returns	3	5

SCORE BY PERIODS	Q1	Q2	Q3	Q4	OT	PTS
TEAM	38	57	68	89	0	252
OPPONENTS	61	128	82	71	0	342

SCORING	TD	RU	PA	RT	PAT	FG	2Pt	PTS
C.Parkey	0	0	0	0	24/27	18/19	0	78
J.Landry	8	0	8	0	0/0	0/0	0	48
K.Stills	6	0	6	0	0/0	0/0	0	36
K.Drake	4	3	1	0	0/0	0/0	1	26
J.Thomas	3	0	3	0	0/0	0/0	0	18
R.Jones	2	0	0	2	0/0	0/0	0	12
A.Fasano	1	0	1	0	0/0	0/0	0	6
D.Parker	1	0	1	0	0/0	0/0	0	6
J.Grant	1	0	1	0	0/0	0/0	0	6
X.Howard	1	0	0	1	0/0	0/0	0	6
D.Williams	1	0	1	0	0/0	0/0	0	6
S.Perry	0	0	0	0	0/0	0/0	0	2
TEAM	28	3	22	3	24/27	18/19	1	252
OPPONENTS	41	12	24	5	39/39	19/26	0	342

2-Pt. Conversions: Team 1/1, Opponents: 0/2

Sacks: C.Wake 9.0, N.Suh 4.5, A.Branch 4.0, J.Phillips 2.0, B.McCain 1.0, X.Howard 1.0, C.Harris 1.0, W.Hayes 1.0, K.Alonso 1.0, R.Jones 0.5
Team: 25.0, Opponents: 31.0



2017 STATISTICS

RUSHING	NO.	YDS	AVG	LONG	TD
K.Drake	106	512	4.8	66t	3
J.Ajayi	138	465	3.4	21	0
D.Williams	46	181	3.9	69	0
J.Cutler	17	33	1.9	9	0
S.Perry	5	22	4.4	12	0
M.Gray	4	12	3.0	5	0
M.Moore	3	9	3.0	7	0
J.Grant	2	9	4.5	7	0
J.Landry	1	-7	-7.0	-7	0
TEAM	322	1236	3.8	69	3
OPPONENTS	365	1539	4.2	69	12

RECEIVING	NO.	YDS	AVG	LONG	TD
J.Landry	98	844	8.6	49	8
K.Stills	51	759	14.9	61t	6
D.Parker	46	543	11.8	36	1
J.Thomas	41	388	9.5	27	3
K.Drake	29	224	7.7	47	1
D.Williams	20	155	7.8	24	1
J.Ajayi	14	67	4.8	15	0
A.Fasano	11	106	9.6	29	1
L.Carroo	7	69	9.9	21	0
J.Grant	6	70	11.7	25t	1
M.Gray	1	10	10.0	10	0
TEAM	324	3235	10.0	61t	22
OPPONENTS	295	3280	11.1	69t	24

Fumbles Lost: K.Drake 2, K.Stills 1, J.Landry 1, J.Ajayi 1, J.Grant 1
Total: 6.

Opponent Fumble Recoveries: R.Jones 3, T.Fede 1, M.Hull 1, C.Harris 1
Total: 6

PASSING	ATT	CMP	YDS	CMP%	YDS/ATT	TD	TD%	INT	INT%	LONG	SACK	LOST	RATING
J.Cutler	389	246	2374	63.2%	6.1	18	4.6%	14	3.6%	47	20/	154	80.6
M.Moore	127	78	861	61.4%	6.8	4	3.1%	5	3.9%	61t	12/	95	75.6
M.Gray	1	0	0	0.0%	0.0	0	0.0%	0	0.0%	0	0/	0	39.6
D.Fales	1	0	0	0.0%	0.0	0	0.0%	0	0.0%	0	0/	0	39.6
J.Landry	1	0	0	0.0%	0.0	0	0.0%	0	0.0%	0	0/	0	39.6
M.Haack	1	0	0	0.0%	0.0	0	0.0%	1	100.0%	0	0/	0	0.0
TEAM	520	324	3235	62.3%	6.2	22	4.2%	20	3.8%	61t	32/	249	78.0
OPPONENTS	462	295	3280	63.9%	7.1	24	5.2%	9	1.9%	69t	25/	164	94.1

INTERCEPTIONS	NO.	YDS	AVG	LONG	TD
X.Howard	4	71	17.8	30t	1
R.Jones	2	15	7.5	15	0
B.McCain	2	6	3.0	6	0
T.McDonald	1	7	7.0	7	0
TEAM	9	99	11.0	30t	1
OPPONENTS	20	374	18.7	65t	3

PUNTING	NO	YDS	AVG	NET	TB	IN	LG	B
M.Haack	77	3450	44.8	40.8	5	29	64	0
TEAM	77	3450	44.8	40.8	5	29	64	0
OPPONENTS	71	3242	45.7	41.5	2	30	71	1

PUNT RETURNS	RET	FC	YDS	AVG	LONG	TD
J.Grant	23	11	178	7.7	27	0
J.Landry	12	3	81	6.8	16	0
TEAM	35	14	259	7.4	27	0
OPPONENTS	32	19	205	6.4	23	0

KICKOFF RETURNS	NO.	YDS	AVG	LONG	TD
J.Grant	20	453	22.7	31	0
K.Drake	7	147	21.0	34	0
S.Perry	7	140	20.0	29	0
J.Landry	1	-5	-5.0	-5	0
TEAM	35	735	21.0	34	0
OPPONENTS	29	550	19.0	35	0

FIELD GOALS	1-19	20-29	30-39	40-49	50+
C.Parkey	0/0	5/5	7/7	5/5	1/2
TEAM	0/0	5/5	7/7	5/5	1/2
OPPONENTS	0/0	1/1	7/7	8/14	3/4



2017 STATISTICS

2017 MIAMI DOLPHINS INDIVIDUAL DEFENSIVE STATISTICS												
PLAYER	GP	SOLO	ASST	TOT	SACKS	YDS	TFL	QBH	INT	PD	FF	FR
Kiko Alonso	14	69	32	101	1.0	0.0	6	4	0	1	2	0
Reshad Jones	14	76	23	99	0.5	4.5	4	1	2	4	0	3
Lawrence Timmons	12	52	24	76	0.0	0.0	4	3	0	3	0	0
Ndamukong Suh	14	29	16	45	4.5	17.0	9	11	0	2	2	0
Xavien Howard	14	37	5	42	1.0	11.0	3	1	4	12	0	0
Bobby McCain	14	26	11	37	1.0	13.0	3	1	2	6	0	0
Davon Godchaux	13	22	14	36	0.0	0.0	1	3	0	1	1	0
T.J. McDonald	6	23	12	35	0.0	0.0	2	0	1	3	0	0
Cordrea Tankersley	10	24	7	31	0.0	0.0	1	0	0	7	0	0
Cameron Wake	14	23	8	31	9.0	64.5	11	24	0	0	0	0
Chase Allen	14	19	5	24	0.0	0.0	0	0	0	0	0	0
Rey Mauualuga	6	14	9	23	0.0	0.0	1	0	0	0	0	0
Mike Hull	14	14	7	21	0.0	0.0	1	1	0	0	0	1
Nate Allen	7	14	6	20	0.0	0.0	0	0	0	1	0	0
Andre Branch	12	11	9	20	4.0	16.0	4	6	0	1	0	0
William Hayes	10	14	5	19	1.0	8.0	4	5	0	0	0	0
Charles Harris	14	13	5	18	1.0	8.0	3	10	0	2	0	1
Vincent Taylor	12	11	7	18	0.0	0.0	1	1	0	1	0	0
Michael Thomas	13	9	7	16	0.0	0.0	1	0	0	1	0	0
Jordan Phillips	11	8	6	14	2.0	22.0	4	4	0	1	0	0
Stephone Anthony	6	6	3	9	0.0	0.0	0	0	0	0	0	0
Byron Maxwell	2	8	0	8	0.0	0.0	0	0	0	0	1	0
Terrence Fede	14	5	3	8	0.0	0.0	0	1	0	0	0	1
Alterraun Verner	14	6	1	7	0.0	0.0	0	0	0	4	1	0
Jordan Lucas	9	2	0	2	0.0	0.0	0	0	0	0	0	0
Maurice Smith	6	1	0	1	0.0	0.0	0	0	0	1	0	0
Walt Aikens	14	1	0	1	0.0	0.0	0	0	0	0	0	0
Cameron Malveaux	2	1	0	1	0.0	0.0	1	0	0	0	0	0
TOTALS		538	225	763	25.0	164.0	64	76	9	51	7	6

NOTE: Special teams and miscellaneous tackles/fumbles not included above

DEFENSIVE TOUCHDOWNS: Reshad Jones 38-yard fumble return vs. Tennessee (10/8), Reshad Jones 14-yard fumble return at New England (11/26), Xavien Howard 30-yard interception return vs. Denver (12/3).

MISCELLANEOUS TACKLES: Jarvis Landry 6, Kenny Stills 3, Julius Thomas 2, Jermon Bushrod 1, Kenyan Drake 1, Ja'Wuan James 1, Ted Larsen 1, DeVante Parker 1, Mike Pouncey 1.

MISCELLANEOUS FORCED FUMBLES: None.

MISCELLANEOUS FUMBLE RECOVERIES: Jay Cutler 5, Jarvis Landry 2, Ja'Wuan James 1, Julius Thomas 1.



GAME-BY-GAME TEAM STATISTICS

2017 MIAMI DOLPHINS GAME-BY-GAME STATISTICS																			
GAME	SCORE				FIRST DOWNS				3RD DOWN		4TH DOWN		NET YARDS						
	PTS	OPP	DIFF	OT	TOT	RUSH	PASS	PEN	CON	ATT	CON	ATT	TOT	RUSH	PASS	TO	PEN	YDS	TOP
at L.A. Chargers	19	17	2	0	21	6	13	2	5	13	0	1	336	111	225	0	5	23	33:22
at N.Y. Jets	6	20	-14	0	16	0	12	4	1	12	0	3	225	30	195	2	8	51	23:52
NEW ORLEANS	0	20	-20	0	11	3	7	1	1	8	0	1	186	58	128	1	11	90	25:32
TENNESSEE	16	10	6	0	12	5	7	0	5	15	0	0	178	100	78	2	5	23	29:45
at Atlanta	20	17	3	0	20	7	10	3	5	12	2	3	289	138	151	1	4	42	34:24
NEW YORK	31	28	3	0	25	3	16	6	5	13	0	0	357	53	304	2	9	76	31:58
at Baltimore	0	40	-40	0	13	3	9	1	4	15	0	2	196	45	151	2	7	43	28:46
OAKLAND	24	27	-3	0	23	4	15	4	5	12	0	1	395	86	309	1	11	107	29:04
at Carolina	21	45	-24	0	17	3	12	2	7	12	0	1	313	100	213	1	7	57	24:21
TAMPA BAY	20	30	-10	0	18	1	15	2	6	13	0	1	448	83	365	5	17	123	28:11
at New England	17	35	-18	0	15	5	9	1	2	11	2	3	221	67	154	3	6	52	27:19
DENVER	35	9	26	0	15	4	10	1	4	15	0	0	367	145	222	3	7	85	34:22
NEW ENGLAND	27	20	7	0	21	6	13	2	4	14	1	1	362	120	242	0	8	102	36:09
at Buffalo	16	24	-8	0	21	7	13	1	5	16	1	2	349	100	249	3	7	60	32:25
at Kansas City																			
BUFFALO																			
TOTALS	252	342	-90	0	248	57	161	30	59	181	6	19	4,222	1236	2,986	26	112	934	29:58

2017 OPPONENTS GAME-BY-GAME STATISTICS																			
GAME	SCORE				FIRST DOWNS				3RD DOWN		4TH DOWN		NET YARDS						
	PTS	OPP	DIFF	OT	TOT	RUSH	PASS	PEN	CON	ATT	CON	ATT	TOT	RUSH	PASS	TO	PEN	YDS	TOP
at L.A. Chargers	17	19	-2	0	24	3	19	2	2	8	0	0	367	44	323	0	6	56	26:38
at N.Y. Jets	20	6	14	0	16	4	9	3	4	13	0	0	336	103	233	1	10	94	36:08
NEW ORLEANS	20	0	20	0	22	4	16	2	6	13	1	2	347	86	261	0	8	71	34:28
TENNESSEE	10	16	-6	0	14	3	9	2	2	13	0	0	188	69	119	2	11	77	30:15
at Atlanta	17	20	-3	0	19	5	13	1	6	11	0	1	339	100	239	1	6	73	25:36
NEW YORK	28	31	-3	0	16	4	10	2	4	11	0	0	272	92	180	2	12	124	28:02
at Baltimore	40	0	40	0	19	9	7	3	3	13	0	0	295	174	121	0	5	40	31:14
OAKLAND	27	24	3	0	20	4	14	2	8	15	0	0	379	84	295	2	10	105	30:56
at Carolina	45	21	24	0	30	12	16	2	11	14	0	0	548	294	254	0	6	37	35:39
TAMPA BAY	30	20	10	0	19	2	15	2	3	13	0	0	321	53	268	0	9	82	31:49
at New England	35	17	18	0	25	9	11	5	5	12	1	2	417	196	221	2	7	70	32:41
DENVER	9	35	-26	0	14	3	10	1	1	13	0	1	270	103	167	3	9	57	25:38
NEW ENGLAND	20	27	-7	0	14	2	9	3	0	11	0	0	248	25	223	2	9	78	23:51
at Buffalo	24	16	8	0	21	9	10	2	7	15	0	1	328	116	212	0	3	28	27:35
at Kansas City																			
BUFFALO																			
TOTALS	342	252	90	0	273	73	168	32	62	175	2	7	4,655	1539	3,116	15	111	992	30:02



GAME-BY-GAME TEAM DEFENSIVE STATISTICS

2017 MIAMI DOLPHINS GAME-BY-GAME TEAM DEFENSIVE STATISTICS											
GAME	SOLO	ASST	TOT	SACKS	YDS	TFL	QBH	INT	PD	FF	FR
at L.A. Chargers	42	19	61	1.0	8.0	5	5	0	0	0	0
at N.Y. Jets	43	15	58	2.0	16.0	5	5	0	1	2	1
NEW ORLEANS	55	2	57	1.0	7.0	5	5	0	1	0	0
TENNESSEE	40	10	50	6.0	22.0	4	11	0	5	2	2
at Atlanta	38	11	49	2.0	9.0	5	5	1	4	0	0
NEW YORK	31	10	41	3.0	29.0	3	5	1	4	0	1
at Baltimore	37	20	57	0.0	0.0	3	3	0	2	0	0
OAKLAND	37	12	49	1.0	5.0	5	2	1	4	2	1
at Carolina	30	36	66	0.0	0.0	0	2	0	2	0	0
TAMPA BAY	39	14	53	1.0	7.0	6	6	0	5	0	0
at New England	42	27	69	1.0	6.0	5	8	1	2	1	1
DENVER	39	9	48	3.0	33.0	6	7	3	12	0	0
NEW ENGLAND	25	20	45	2.0	10.0	3	6	2	7	0	0
at Buffalo	41	18	59	2.0	12.0	9	5	0	2	0	0
at Kansas City											
BUFFALO											
TOTALS	538	225	763	25.0	164.0	64	76	9	51	7	6

TURNOVER DIFFERENTIAL

2017 MIAMI DOLPHINS TURNOVERS							
GAME	TAKEAWAYS			GIVEAWAYS			DIFF
	INT	FUM	TOTAL	INT	FUM	TOTAL	
at L.A. Chargers	0	0	0	0	0	0	0
at N.Y. Jets	0	1	1	2	0	2	-1
NEW ORLEANS	0	0	0	1	0	1	-1
TENNESSEE	0	2	2	1	1	2	0
at Atlanta	1	0	1	1	0	1	0
N.Y. JETS	1	1	2	2	0	2	0
at Baltimore	0	0	0	2	0	2	-2
OAKLAND	1	1	2	0	1	1	1
at Carolina	0	0	0	1	0	1	-1
TAMPA BAY	0	0	0	3	2	5	-5
at New England	1	1	2	2	1	3	-1
DENVER	3	0	3	2	1	3	0
NEW ENGLAND	2	0	2	0	0	0	2
at Buffalo	0	0	0	3	0	3	-3
at Kansas City							
BUFFALO							
TOTAL	9	6	15	20	6	26	-11



SPECIAL TEAMS

2017 MIAMI DOLPHINS TEAM SPECIAL TEAMS STATISTICS								
GAME	SOLO	ASST	TOT	FF	FR	BFG	BPAT	BPNT
at L.A. Chargers	5	1	6	0	0	0	0	0
at N.Y. Jets	3	0	3	0	1	1	0	0
NEW ORLEANS	3	0	3	0	0	0	0	0
TENNESSEE	4	0	4	0	0	0	0	0
at Atlanta	1	2	3	0	0	0	0	0
NEW YORK	6	1	7	0	0	0	0	0
at Baltimore	3	0	3	0	0	1	0	0
OAKLAND	4	2	6	0	0	0	0	0
at Carolina	5	2	7	0	0	0	0	0
TAMPA BAY	1	2	3	0	1	0	0	0
at New England	5	1	6	1	0	0	0	0
DENVER	3	0	3	1	0	0	0	1
NEW ENGLAND	4	6	10	0	0	0	0	0
at Buffalo	2	2	4	0	0	0	0	0
at Kansas City								
BUFFALO								
TOTALS	49	19	68	2	2	2	0	1

2017 MIAMI DOLPHINS INDIVIDUAL SPECIAL TEAMS STATISTICS								
PLAYER	SOLO	ASST	TOT	FF	FR	BFG	BPAT	BPNT
M. Thomas	7	4	11	0	0	0	0	0
M. Hull	7	1	8	0	0	0	0	0
S. Perry	5	3	8	0	0	0	0	0
A. Verner	5	2	7	0	0	0	0	0
C. Allen	5	0	5	1	0	0	0	0
K. Drake	4	1	5	0	0	0	0	0
T. Fede	4	1	5	0	0	0	0	1
B. McCain	3	0	3	0	0	0	0	0
W. Aikens	2	1	3	1	0	0	0	0
J. Lucas	1	2	3	0	0	0	0	0
J. Denney	1	1	2	0	0	0	0	0
D. Williams	1	1	2	0	0	0	0	0
M. Gray	1	0	1	0	0	0	0	0
N. Hewitt	1	0	1	0	0	0	0	0
J. Landry	1	0	1	0	0	0	0	0
C. Parkey	1	0	1	0	0	0	0	0
J. March-Lillard	0	1	1	0	0	0	0	0
T. McTyer	0	1	1	0	0	0	0	0
J. Grant	0	0	0	0	2	0	0	0
V. Taylor	0	0	0	0	0	2	0	0
TOTALS	49	19	68	2	2	2	0	1

2017 MIAMI DOLPHINS KICKOFF STATISTICS									
PLAYER	GP	KO	TB	PCT	YDS	AVG	RET	RET YDS	AVG START
C. Parkey	14	55	26	47.3%	3,533	64.2	29	550	22.4
TOTAL	14	55	26	47.3%	3,533	64.2	29	550	22.4



DRIVE PRODUCTION

2017 MIAMI DOLPHINS GAME-BY-GAME DRIVE PRODUCTION										
GAME	POSS	TD	FGM	FGA	PUNT	INT	FUM	DWNS	TIME	SAF
at L.A. Chargers	10	1	4	4	3	0	0	1	1	0
at N.Y. Jets	12	1	0	0	7	2	0	2	0	0
NEW ORLEANS	9	0	0	0	6	1	0	1	1	0
TENNESSEE	14	1	1	1	9	1	1	0	1	0
at Atlanta	9	2	2	2	2	1	0	1	1	0
NEW YORK	13	4	1	1	6	2	0	0	0	0
at Baltimore	14	0	0	1	8	2	0	2	1	0
OAKLAND	11	3	1	1	5	0	1	1	0	0
at Carolina	10	3	0	0	4	1	0	1	1	0
TAMPA BAY	12	2	2	2	2	3	1	1	1	0
at New England	11	1	1	1	5	2	1	1	0	0
DENVER	16	3	1	1	9	2	1	0	0	0
NEW ENGLAND	14	3	2	2	7	0	0	0	2	0
at Buffalo	12	1	3	3	4	3	0	0	1	0
at Kansas City										
BUFFALO										
TOTALS	167	25	18	19	77	20	5	11	10	0

2017 OPPONENTS GAME-BY-GAME DRIVE PRODUCTION										
GAME	POSS	TD	FGM	FGA	PUNT	INT	FUM	DWNS	TIME	SAF
at L.A. Chargers	9	2	1	3	4	0	0	0	0	0
at N.Y. Jets	12	2	2	3	5	0	1	0	1	0
NEW ORLEANS	9	2	2	3	3	0	0	1	0	0
TENNESSEE	15	1	1	1	10	0	2	0	1	0
at Atlanta	9	2	1	2	3	1	0	1	0	0
NEW YORK	14	4	0	0	7	1	1	0	1	0
at Baltimore	12	3	2	3	5	0	0	0	1	0
OAKLAND	11	3	2	2	3	1	1	0	1	0
at Carolina	10	6	1	1	2	0	0	0	1	0
TAMPA BAY	12	2	3	4	6	0	0	0	0	0
at New England	13	5	0	0	3	1	1	1	2	0
DENVER	15	0	1	1	8	3	0	1	1	1
NEW ENGLAND	13	2	2	2	7	2	0	0	0	0
at Buffalo	11	3	1	1	5	0	0	1	1	0
at Kansas City										
BUFFALO										
TOTALS	165	37	19	26	71	9	6	5	10	1



RED ZONE PRODUCTION

2017 MIAMI DOLPHINS GAME-BY-GAME RED ZONE PRODUCTION											
GAME	POSS	TD	FGM	FGA	INT	FUM	DWNS	TIME	RZ PLAYS	RZ RUSH	RZ PASS
at L.A. Chargers	3	0	3	3	0	0	0	0	11	4	7
at N.Y. Jets	1	1	0	0	0	0	0	0	3	1	2
NEW ORLEANS	1	0	0	0	1	0	0	0	1	0	1
TENNESSEE	1	1	0	0	0	0	0	0	4	2	2
at Atlanta	3	2	1	1	0	0	0	0	8	4	4
NEW YORK	3	3	0	0	0	0	0	0	6	1	5
at Baltimore	0	0	0	0	0	0	0	0	0	0	0
OAKLAND	3	3	0	0	0	0	0	0	5	0	5
at Carolina	2	2	0	0	0	0	0	0	7	1	6
TAMPA BAY	4	1	2	2	1	0	0	0	12	3	9
at New England	3	1	1	1	1	0	0	0	6	0	6
DENVER	2	1	1	1	0	0	0	0	3	1	2
NEW ENGLAND	3	2	1	1	0	0	0	0	9	1	8
at Buffalo	3	1	2	2	0	0	0	0	12	5	7
at Kansas City											
BUFFALO											
TOTALS	32	18	11	11	3	0	0	0	87	23	64

2017 OPPONENT GAME-BY-GAME RED ZONE PRODUCTION											
GAME	POSS	TD	FGM	FGA	INT	FUM	DWNS	TIME	RZ PLAYS	RZ RUSH	RZ PASS
at L.A. Chargers	3	2	0	1	0	0	0	0	7	2	5
at N.Y. Jets	2	1	1	1	0	0	0	0	6	4	2
NEW ORLEANS	4	2	1	2	0	0	0	0	12	5	7
TENNESSEE	1	1	0	0	0	0	0	0	2	1	1
at Atlanta	1	1	0	0	0	0	0	0	4	3	1
NEW YORK	3	3	0	0	0	0	0	0	6	4	2
at Baltimore	2	2	0	0	0	0	0	0	6	5	1
OAKLAND	2	1	1	1	0	0	0	0	4	2	2
at Carolina	4	4	0	0	0	0	0	0	11	7	4
TAMPA BAY	5	2	3	3	0	0	0	0	9	5	4
at New England	5	5	0	0	0	0	0	0	10	6	4
DENVER	2	0	1	1	0	0	0	1	4	1	3
NEW ENGLAND	3	2	1	1	0	0	0	0	6	1	5
at Buffalo	4	3	1	1	0	0	0	0	7	4	3
at Kansas City											
BUFFALO											
TOTALS	41	29	9	11	0	0	0	1	94	50	44



PENALTIES

2017 GAME-BY-GAME PENALTIES						
GAME	MIAMI			OPPONENTS		
	PEN	YDS	1DWNS	PEN	YDS	1DWNS
at L.A. Chargers	5	23	2	6	56	2
at N.Y. Jets	8	51	3	10	94	4
NEW ORLEANS	11	90	2	8	71	1
TENNESSEE	5	23	2	11	77	0
at Atlanta	4	42	1	6	73	3
NEW YORK	9	76	2	12	124	6
at Baltimore	7	43	3	5	40	1
OAKLAND	11	107	2	10	105	4
at Carolina	7	57	2	6	37	2
TAMPA BAY	17	123	2	9	82	2
at New England	6	52	1	7	70	5
DENVER	7	85	1	9	57	1
NEW ENGLAND	8	102	3	9	78	2
at Buffalo	7	60	2	3	28	1
at Kansas City						
BUFFALO						
TOTALS	112	934	28	111	992	34



REPLAY REVIEWS

2017 REPLAY CHALLENGES BY DOLPHINS		
GAME	INITIAL RULING	RULING
L.A. CHARGERS (9/17)	J.Cutler pass incomplete deep right to D.Parker (K. Emanuel). Miami challenged the incomplete pass ruling.	Upheld
N.Y. JETS (10/22)	J.Cutler pass incomplete deep right to K.Stills [D.Bass]. Miami challenged the pass completion ruling.	Reversed
TAMPA BAY (11/19)	R.Fitzpatrick sacked at TB 1 for -7 yards (J.Phillips). Miami challenged the runner was down by contact ruling.	Upheld

2017 REPLAY CHALLENGES BY OPPONENT		
GAME	INITIAL RULING	RULING
N.Y. JETS (9/24)	J. Cutler pass short left to K. Stills. NY Jets challenged the pass completion ruling.	Upheld

2017 REVIEWS BY REPLAY ASSISTANT		
GAME	INITIAL RULING	RULING
N.Y. JETS (9/24)	B. Powell left end for 1 yard, TOUCHDOWN. Replay Official reviewed the runner broke the plane ruling.	Upheld
NEW ORLEANS (10/1)	J.Cutler pass short left to K.Stills to MIA 11 for 5 yards (M.Lattimore). FUMBLES (M.Lattimore), ball out of bounds at MIA 11. The Replay Official reviewed the loose ball recovery ruling.	Reversed
TENNESSEE (10/8)	M.Cassel sacked at TEN 24 for -7 yards (K.Alonso). FUMBLES (K.Alonso), RECOVERED by MIA-R.Jones at TEN 38. R.Jones for 38 yards, TOUCHDOWN. The Replay Official reviewed the fumble ruling.	Upheld
ATLANTA (10/15)	T. Coleman left guard for 6 yards, TOUCHDOWN. The Replay Official reviewed the runner broke the plane ruling.	Upheld
N.Y. JETS (10/22)	B.Powell right tackle to NYJ 12 for no gain (R.Jones). FUMBLES (R.Jones), RECOVERED by MIA-K.Alonso at NYJ 13. K.Alonso to NYJ 13 for no gain (K.Beachum). The Replay Official reviewed the fumble ruling.	Reversed
OAKLAND (11/5)	J.Cutler pass deep right to D.Parker ran ob at OAK 15 for 26 yards. The Replay Official reviewed the incomplete pass ruling.	Reversed
CAROLINA (11/13)	C.Newton pass deep middle intended for R.Shepard INTERCEPTED by T.McDonald at MIA 3. T.McDonald to MIA 4 for 1 yard (C.Samuel). The Replay Official reviewed the pass interception ruling.	Reversed
TAMPA BAY (11/19)	J.Cutler pass short left to J.Landry to MIA 37 for 7 yards (R.Smith). FUMBLES (R.Smith), RECOVERED by TB-R.Smith at MIA 37. R.Smith to MIA 37 for no gain (J.Landry). The Replay Official reviewed the fumble ruling.	Upheld
NEW ENGLAND (11/26)	R.Burkhead left tackle for 2 yards, TOUCHDOWN. The Replay Official reviewed the runner broke the plane ruling.	Upheld
NEW ENGLAND (11/26)	T.Brady pass deep middle intended for D.Amendola INTERCEPTED by B.McCain at MIA 35. B.McCain to MIA 35 for no gain (D.Amendola). The Replay Official reviewed the pass interception ruling.	Upheld
DENVER (12/3)	J.Cutler pass deep right intended for K.Stills INTERCEPTED by C.Harris at DEN 35. C.Harris pushed ob at DEN 48 for 13 yards (K.Drake). The Replay Official reviewed the pass interception ruling.	Upheld
NEW ENGLAND (12/11)	T.Brady pass deep right to D.Amendola to MIA 1 for 23 yards (K.Alonso). The Replay Official reviewed the short of the line to gain ruling.	Upheld



THIRD AND FOURTH DOWNS

2017 GAME-BY-GAME THIRD DOWNS						
GAME	MIAMI			OPPONENTS		
	MADE	ATT	PCT	MADE	ATT	PCT
at L.A. Chargers	5	13	38.5	2	8	25.0
at N.Y. Jets	1	12	8.3	4	13	30.8
NEW ORLEANS	1	8	12.5	6	13	46.2
TENNESSEE	5	15	33.3	2	13	15.4
at Atlanta	5	12	41.7	6	11	54.5
NEW YORK	5	13	38.5	4	11	36.4
at Baltimore	4	15	26.7	3	13	23.1
OAKLAND	5	12	41.7	8	15	53.3
at Carolina	7	12	58.3	11	14	78.6
TAMPA BAY	6	13	46.2	3	13	23.1
at New England	2	11	18.2	5	12	41.7
DENVER	4	15	26.7	1	13	7.7
NEW ENGLAND	4	14	28.6	0	11	0.0
at Buffalo	5	16	31.3	7	15	46.7
at Kansas City						
BUFFALO						
TOTALS	59	181	32.6	62	175	35.4

2017 GAME-BY-GAME FOURTH DOWNS						
GAME	MIAMI			OPPONENTS		
	MADE	ATT	PCT	MADE	ATT	PCT
at L.A. Chargers	0	1	0.0	0	0	0.0
at N.Y. Jets	0	3	0.0	0	0	0.0
NEW ORLEANS	0	1	0.0	1	2	50.0
TENNESSEE	0	0	0.0	0	0	0.0
at Atlanta	2	3	66.7	0	1	0.0
NEW YORK	0	0	0.0	0	0	0.0
at Baltimore	0	2	0.0	0	0	0.0
OAKLAND	0	1	0.0	0	0	0.0
at Carolina	0	1	0.0	0	0	0.0
TAMPA BAY	0	1	0.0	0	0	0.0
at New England	2	3	66.7	1	2	50.0
DENVER	0	0	0.0	0	1	0.0
NEW ENGLAND	1	1	100.0	0	0	0.0
at Buffalo	1	2	50.0	0	1	0.0
at Kansas City						
BUFFALO						
TOTALS	6	19	31.6	2	7	28.6



QUARTER-BY-QUARTER SCORING

2017 QUARTER-BY-QUARTER SCORING													
GAME	W/L	MIAMI						OPPONENTS					
		1Q	2Q	3Q	4Q	OT	TOT	1Q	2Q	3Q	4Q	OT	TOT
at L.A. Chargers	W	3	0	10	6	–	19	0	10	7	0	–	17
at N.Y. Jets	L	0	0	0	6	–	6	0	10	10	0	–	20
NEW ORLEANS	L	0	0	0	0	–	0	0	3	7	10	–	20
TENNESSEE	W	10	0	0	6	–	16	0	3	7	0	–	10
at Atlanta	W	0	0	14	6	–	20	10	7	0	0	–	17
NEW YORK	W	7	7	0	17	–	31	14	7	7	0	–	28
at Baltimore	L	0	0	0	0	–	0	7	13	0	20	–	40
OAKLAND	L	0	9	7	8	–	24	3	10	7	7	–	27
at Carolina	L	0	7	7	7	–	21	3	14	21	7	–	45
TAMPA BAY	L	7	0	6	7	–	20	3	17	0	10	–	30
at New England	L	0	10	0	7	–	17	14	7	7	7	–	35
DENVER	W	2	14	10	9	–	35	0	3	6	0	–	9
NEW ENGLAND	W	6	7	14	0	–	27	0	10	0	10	–	20
at Buffalo	L	3	3	0	10	–	16	7	14	3	0	–	24
at Kansas City													
BUFFALO													
TOTALS	6-8	38	57	68	89	0	252	61	128	82	71	0	342

LONGEST DRIVES

2017 MIAMI DOLPHINS LONGEST DRIVES		
PLAYS	NET YARDS	TIME
17 (at Buffalo, 12/17)	90 (vs. Tampa Bay, 11/19)	8:43 (at Atlanta, 10/15)

2017 OPPONENTS LONGEST DRIVES		
PLAYS	NET YARDS	TIME
14 (vs. New Orleans, 10/1)	90 (at Atlanta, 10/15)	7:29 (vs. Oakland, 11/5)

INACTIVES

2017 MIAMI DOLPHINS GAME-BY-GAME INACTIVES							
at L.A. Chargers	Tankersley	McTyer	Mauluga	Asiata	E. Smith	Young	Timmons
at N.Y. Jets	Tankersley	McTyer	Mauluga	Asiata	E. Smith	Young	Phillips
NEW ORLEANS	McTyer	Maxwell	Mauluga	Asiata	E. Smith	Young	Phillips
TENNESSEE	M. Smith	McTyer	Maxwell	Anthony	Asiata	Young	Phillips
at Atlanta	Parker	M. Smith	McTyer	Maxwell	Anthony	Asiata	Young
NEW YORK	Parker	M. Smith	Maxwell	Anthony	Asiata	Young	Taylor
at Baltimore	Cutler	Parker	M. Smith	Anthony	Branch	Steen	Asiata
OAKLAND	Fales	Anthony	Larsen	Asiata	Scott	Taylor	–
at Carolina	Fales	Lucas	McTyer	Anthony	Asiata	Sterup	Scott
TAMPA BAY	Fales	Lucas	McTyer	D. Smith	Asiata	Sterup	Carroo
at New England	Cutler	M. Smith	McTyer	Asiata	Bushrod	Scott	Hayes
DENVER	Moore	Williams	McTyer	Godchaux	Asiata	Bushrod	Derby
NEW ENGLAND	Moore	Williams	Tankersley	Asiata	Bushrod	Malveaux	Derby
at Buffalo	Moore	Williams	Tankersley	M. Thomas	Branch	Asiata	Bushrod
at Kansas City							
BUFFALO							



STARTERS

2017 MIAMI DOLPHINS GAME-BY-GAME OFFENSE STARTERS											
GAME	WR	LT	LG	C	RG	RT	TE	WR	QB	RB	WR
at L.A. Chargers	Stills	Tunsil	Steen	Pouncey	Bushrod	James	J. Thomas	Parker	Cutler	Ajayi	Landry
at N.Y. Jets	Stills	Tunsil	Steen	Pouncey	Bushrod	James	J. Thomas	Parker	Cutler	Ajayi	Landry
NEW ORLEANS	Stills	Tunsil	Steen	Pouncey	Bushrod	James	J. Thomas	Parker	Cutler	Ajayi	Landry
TENNESSEE	Stills	Tunsil	Steen	Pouncey	Bushrod	James	Fasano	Parker	Cutler	Ajayi	Landry
at Atlanta	Stills	Tunsil	Steen	Pouncey	Bushrod	James	J. Thomas	Fasano (TE)	Cutler	Ajayi	Landry
NEW YORK	Stills	Tunsil	Steen	Pouncey	Bushrod	James	J. Thomas	Fasano (TE)	Cutler	Ajayi	Landry
at Baltimore	Stills	Tunsil	Davis	Pouncey	Bushrod	James	J. Thomas	Fasano (TE)	Moore	Ajayi	Landry
OAKLAND	Stills	Tunsil	Davis	Pouncey	Bushrod	James	J. Thomas	Fasano (TE)	Cutler	Williams	Landry
at Carolina	Stills	Tunsil	Larsen	Pouncey	Bushrod	Davis	J. Thomas	Parker	Cutler	Williams	Landry
TAMPA BAY	Stills	Tunsil	Larsen	Pouncey	Bushrod	Davis	J. Thomas	Parker	Cutler	Williams	Landry
at New England	Stills	Tunsil	Larsen	Pouncey	Davis	Young	Drake (RB)	Parker	Moore	Williams	Landry
DENVER	Stills	Tunsil	Larsen	Pouncey	Davis	Young	J. Thomas	Parker	Cutler	Drake	Landry
NEW ENGLAND	Stills	Tunsil	Larsen	Pouncey	Davis	Young	J. Thomas	Parker	Cutler	Drake	Landry
at Buffalo	Stills	Tunsil	Larsen	Pouncey	Davis	Young	J. Thomas	Parker	Cutler	Drake	Landry
at Kansas City											
BUFFALO											

2017 MIAMI DOLPHINS GAME-BY-GAME DEFENSE STARTERS											
GAME	DE	DT	DT	DE	LB	LB	LB	CB	CB	S	S
at L.A. Chargers	Branch	Suh	Phillips	Wake	Alonso	Hull	C. Allen	Maxwell	Howard	Jones	N. Allen
at N.Y. Jets	Branch	Suh	Godchaux	Wake	Alonso	Hull	McCain (CB)	Maxwell	Howard	Jones	N. Allen
NEW ORLEANS	Branch	Suh	Godchaux	Wake	Alonso	Hull	Timmons	Tankersley	Howard	Jones	N. Allen
TENNESSEE	Branch	Suh	Godchaux	Wake	Alonso	Mauualuga	Timmons	Tankersley	Howard	Jones	N. Allen
at Atlanta	Branch	Suh	Phillips	Wake	Alonso	Mauualuga	Timmons	Tankersley	Howard	Jones	N. Allen
NEW YORK	Branch	Suh	Phillips	Wake	Alonso	Timmons	McCain (CB)	Tankersley	Howard	Jones	N. Allen
at Baltimore	Harris	Suh	Godchaux	Wake	Alonso	Mauualuga	Timmons	Tankersley	Howard	Jones	N. Allen
OAKLAND	Branch	Suh	Godchaux	Wake	Alonso	Mauualuga	Timmons	Tankersley	Howard	Jones	M. Thomas
at Carolina	Branch	Suh	Phillips	Wake	Alonso	Timmons	McCain (CB)	Tankersley	Howard	Jones	McDonald
TAMPA BAY	Branch	Suh	Phillips	Wake	Alonso	C. Allen	Timmons	Tankersley	Howard	Jones	McDonald
at New England	Branch	Suh	Phillips	Wake	Alonso	M. Thomas (S)	Timmons	Tankersley	Howard	Jones	McDonald
DENVER	Branch	Suh	Phillips	Wake	Alonso	McCain (CB)	Timmons	Tankersley	Howard	Jones	McDonald
NEW ENGLAND	Branch	Suh	Phillips	Wake	Alonso	Verner (CB)	Timmons	McCain	Howard	Jones	McDonald
at Buffalo	Harris	Suh	Phillips	Wake	Alonso	C. Allen	Timmons	McCain	Howard	Jones	McDonald
at Kansas City											
BUFFALO											



PARTICIPATION

2017 MIAMI DOLPHINS PARTICIPATION CHART																				
NAME	LAC	NYJ	NO	TEN	ATL	NYJ	BAL	OAK	CAR	TB	NE	DEN	NE	BUF	KC	BUF	GP	GS	DNP	INA
Aikens, Walt	X	X	X	X	X	X	X	X	X	X	X	X	X	X	X	X	14	0	0	0
Ajayi, Jay	RB	RB	RB	RB	RB	RB	RB	RB	NOR	NOR	NOR	NOR	NOR	NOR	NOR		7	7	0	0
Allen, Chase	LB	X	X	X	X	X	X	X	X	LB	X	X	X	LB			14	3	0	0
Allen, Nate	S	S	S	S	S	S	S	S	IR	IR	IR	IR	IR	IR			7	7	0	0
Alonso, Kiko	LB	LB	LB	LB	LB	LB	LB	LB	LB	LB	LB	LB	LB	LB			14	14	0	0
Anthony, Stephone	NOR	DNP	X	INA	INA	INA	INA	INA	INA	X	X	X	X	X			6	0	1	6
Asiata, Isaac	INA	INA	INA	INA	INA	INA	INA	INA	INA	INA	INA	INA	INA	INA			0	0	0	14
Barrow, Lamin	IR	IR	IR	IR	IR	IR	IR	IR	IR	IR	IR	IR	IR	IR			0	0	0	0
Branch, Andre	DE	DE	DE	DE	DE	DE	INA	DE	DE	DE	DE	DE	DE	INA			12	12	0	2
Brendel, Jake	X	X	X	X	X	X	X	X	X	X	X	X	X	X			14	0	0	0
Bushrod, Jermon	RG	RG	RG	RG	RG	RG	RG	RG	RG	RG	INA	INA	INA	INA			10	10	0	4
Carroo, Leonte	X	X	X	X	X	X	X	X	X	INA	X	X	X	X			13	0	1	1
Cutler, Jay	QB	QB	QB	QB	QB	QB	INA	QB	QB	QB	INA	QB	QB	QB			12	12	0	2
Davis, Jesse	X	X	X	X	X	X	LG	LG	RT	RT	RG	RG	RG	RG			14	8	0	0
Denney, John	X	X	X	X	X	X	X	X	X	X	X	X	X	X			14	0	0	0
Derby, A.J.	NOR	NOR	NOR	NOR	NOR	NOR	NOR	NOR	NOR	NOR	NOR	INA	INA	DNP			0	0	1	2
Doughty, Brandon	PS	PS	PS	PS	PS	PS	PS	PS	PS	PS	PS	PS	PS	PS			0	0	0	0
Drake, Kenyan	X	X	X	X	X	X	X	X	X	X	RB	RB	RB	RB			14	4	0	0
Duarte, Thomas	PS	PS	PS	PS	PS	PS	PS	PS	PS	PS	PS	PS	PS	PS			0	0	0	0
Fales, David	NOR	NOR	NOR	NOR	NOR	NOR	DNP	INA	INA	INA	DNP	X	DNP	DNP			1	0	4	3
Fasano, Anthony	X	X	X	TE	TE	TE	TE	TE	X	X	X	X	X	X			14	5	0	0
Fede, Terrence	X	X	X	X	X	X	X	X	X	X	X	X	X	X			14	0	0	0
Ford, Isaiah	IR	IR	IR	IR	IR	IR	IR	IR	IR	IR	IR	IR	IR	IR			0	0	0	0
Godchaux, Davon	X	DT	DT	DT	X	X	DT	DT	X	X	X	INA	X	X			13	5	0	1
Grant, Jakeem	X	X	X	X	X	X	X	X	X	X	X	X	X	X			14	0	0	0
Gray, MarQueis	X	X	X	X	X	X	X	X	X	X	X	X	X	X			14	0	0	0
Haack, Matt	X	X	X	X	X	X	X	X	X	X	X	X	X	X			14	0	0	0
Harris, Charles	X	X	X	X	X	X	DE	X	X	X	X	X	X	DE			14	2	0	0
Hayes, William	X	X	X	X	X	X	X	X	X	X	INA	IR	IR	IR			10	0	0	1
Hewitt, Neville	NOR	NOR	NOR	NOR	PS	PS	PS	PS	PS	PS	X	X	X	X			4	0	0	0
Hickey, Sean	PS	PS	PS	PS	PS	PS	PS	PS	PS	PS	PS	PS	PS	PS			0	0	0	0
Howard, Xavien	CB	CB	CB	CB	CB	CB	CB	CB	CB	CB	CB	CB	CB	CB			14	14	0	0
Hull, Mike	LB	LB	LB	X	X	X	X	X	X	X	X	X	X	X			14	3	0	0
James, Ja'Wuan	RT	RT	RT	RT	RT	RT	RT	RT	IR	IR	IR	IR	IR	IR			8	8	0	0
Jones, Reshad	S	S	S	S	S	S	S	S	S	S	S	S	S	S			14	14	0	0
Landry, Jarvis	WR	WR	WR	WR	WR	WR	WR	WR	WR	WR	WR	WR	WR	WR			14	14	0	0
Larsen, Ted	IR	IR	IR	IR	IR	IR	IR	INA	LG	LG	LG	LG	LG	LG			6	6	0	1
Lewis, Malcolm	PS	PS	PS	PS	PS	PS	PS	PS	PS	PS	PS	PS	PS	PS			0	0	0	0
Lippett, Tony	IR	IR	IR	IR	IR	IR	IR	IR	IR	IR	IR	IR	IR	IR			0	0	0	0
Listenbee, Kolby	NOR	NOR	NOR	PS	PS	PS	PS	PS	PS	PS	PS	PS	NOR	NOR			0	0	0	0
Lucas, Jordan	PS	PS	PS	X	X	X	X	X	INA	INA	X	X	X	X			9	0	0	2
Malveaux, Cameron	PS	PS	PS	PS	PS	PS	PS	PS	PS	PS	PS	X	INA	X			2	0	0	1
March-Lillard, Justin	X	X	NOR	NOR	NOR	NOR	NOR	NOR	NOR	NOR	NOR	NOR	NOR	NOR			2	0	0	0
Mauluga, Rey	INA	INA	INA	LB	LB	X	LB	X	NOR	NOR	NOR	NOR	NOR	NOR			6	4	0	3
Maxwell, Byron	CB	CB	INA	INA	INA	INA	NOR	NOR	NOR	NOR	NOR	NOR	NOR	NOR			2	2	0	4
McCain, Bobby	X	CB	X	X	X	CB	X	X	CB	X	X	CB	CB	CB			14	6	0	0
McDonald, T.J.	SUSP	SUSP	SUSP	SUSP	SUSP	SUSP	SUSP	SUSP	S	S	S	S	S	S			6	6	0	0
McMillan, RaeKwon	IR	IR	IR	IR	IR	IR	IR	IR	IR	IR	IR	IR	IR	IR			0	0	0	0
McTyler, Torry	INA	INA	INA	INA	INA	X	X	X	INA	INA	INA	INA	X	X			5	0	0	9
Misi, Koa	IR	IR	IR	IR	IR	IR	IR	IR	IR	IR	IR	IR	IR	IR			0	0	0	0
Moore, Matt	DNP	DNP	DNP	DNP	DNP	X	QB	DNP	DNP	X	QB	INA	INA	INA			4	2	7	3
Morgan, Drew	PS	PS	PS	PS	PS	PS	PS	PS	PS	PS	PS	PS	PS	PS			0	0	0	0
Parker, DeVante	WR	WR	WR	WR	INA	INA	INA	X	WR	WR	WR	WR	WR	WR			11	10	0	3
Parkey, Cody	X	X	X	X	X	X	X	X	X	X	X	X	X	X			14	0	0	0
Perry, Seniorise	X	X	X	X	X	X	X	X	X	X	X	X	X	X			14	0	0	0
Phillips, Jordan	DT	INA	INA	INA	DT	DT	X	X	DT	DT	DT	DT	DT	DT			11	9	0	3
Pouncey, Mike	C	C	C	C	C	C	C	C	C	C	C	C	C	C			14	14	0	0
Raddcliff, Brandon	NOR	NOR	NOR	NOR	NOR	NOR	NOR	NOR	NOR	NOR	NOR	NOR	PS	PS			0	0	0	0
Reilly, Trevor	PS	PS	PS	PS	NOR	NOR	NOR	NOR	NOR	NOR	NOR	NOR	NOR	NOR			0	0	0	0
Rivers, David	NOR	NOR	NOR	NOR	NOR	NOR	NOR	NOR	NOR	NOR	NOR	NOR	PS	PS			0	0	0	0
Scott, Rashawn	PUP	PUP	PUP	PUP	PUP	PUP	PUP	PUP	INA	INA	X	INA	PS	PS			1	0	0	3
Smith, De'Veon	PS	PS	PS	PS	PS	PS	PS	PS	INA	PS	X	X	X	X			3	0	0	1
Smith, Eric	INA	INA	INA	IR	IR	IR	IR	IR	IR	IR	IR	IR	IR	IR			0	0	0	3
Smith, Maurice	X	X	X	INA	INA	INA	INA	X	X	X	INA	NFI	NFI	NFI			6	0	0	5
Steen, Anthony	LG	LG	LG	LG	LG	LG	INA	IR	IR	IR	IR	IR	IR	IR			6	6	0	1
Sterup, Zach	NOR	NOR	NOR	NOR	NOR	NOR	NOR	INA	INA	X	X	X	X	X			4	0	0	2
Stills, Kenny	WR	WR	WR	WR	WR	WR	WR	WR	WR	WR	WR	WR	WR	WR			14	14	0	0
Suh, Ndamukong	DT	DT	DT	DT	DT	DT	DT	DT	DT	DT	DT	DT	DT	DT			14	14	0	0
Tankersley, Cordrea	INA	INA	CB	CB	CB	CB	CB	CB	CB	CB	CB	CB	INA	INA			10	10	0	4
Tannehill, Ryan	IR	IR	IR	IR	IR	IR	IR	IR	IR	IR	IR	IR	IR	IR			0	0	0	0
Taylor, Vincent	X	X	X	X	X	INA	X	INA	X	X	X	X	X	X			12	0	0	2
Thomas, Julius	TE	TE	TE	X	TE	TE	TE	TE	TE	TE	X	TE	TE	TE			14	12	0	0
Thomas, Michael	X	X	X	X	X	X	X	S	X	X	S	X	X	INA			13	2	0	1
Timmons, Lawrence	INA	SUSP	LB	LB	LB	LB	LB	LB	LB	LB	LB	LB	LB	LB			12	12	0	1
Tunsil, Laremy	LT	LT	LT	LT	LT	LT	LT	LT	LT	LT	LT	LT	LT	LT			14	14	0	0
Verner, Alterraun	X	X	X	X	X	X	X	X	X	X	X	X	CB	X			14	1	0	0
Wake, Cameron	DE	DE	DE	DE	DE	DE	DE	DE	DE	DE	DE	DE	DE	DE			14	14	0	0
Williams, Damien	X	X	X	X	X	X	X	RB	RB	RB	RB	INA	INA	INA			11	4	0	3
Woodard, Jonathan	NOR	NOR	NOR	NOR	NOR	NOR	NOR	NOR	NOR	NOR	NOR	NOR	PS	PS			0	0	0	0
Wright, Gabe	PS	PS	PS	PS	PS	PS	PS	PS	PS	PS	PS	PS	PS	PS			0	0	0	0
Young, Sam	INA	INA	INA	INA	INA	INA	X	X	X	X	RT	RT	RT	RT			8	4	0	6

POSITION IN CAPS = STARTER INA = INACTIVE SUSP = SUSPENDED NFI = NON-FOOTBALL ILLNESS
 X = PLAYED/SUBSTITUTED IR = INJURED RESERVE PS = PRACTICE SQUAD
 DNP = DID NOT PLAY NOR = NOT ON ROSTER PUP = PHYSICALLY UNABLE TO PERFORM



THE LAST TIME IT HAPPENED

THE LAST TIME (TEAM)		
BY DOLPHINS		BY OPPONENT
34-31, at Buffalo, 12/24/16	WON IN OVERTIME	21-24, at Arizona, 9/30/12
31-28, vs. N.Y. Jets, 10/22/17	WON BY SCORING IN THE LAST 2 MINUTES	30-20, vs. Tampa Bay, 11/19/17
34-31, at Buffalo, 12/24/16	TIED BY SCORING IN THE LAST 2 MINUTES	21-24, at Arizona, 9/30/12
37-0, vs. San Diego, 11/2/14	SHUTOUT AN OPPONENT	0-40, at Baltimore, 10/26/17
35-9, vs. Denver, 12/3/17	WON BY 20+ POINTS	21-45, at Carolina, 11/13/17
24-23, vs. Buffalo, 12/4/05	WON AFTER TRAILING BY 20+ POINTS	34-46, vs. New Orleans, 10/25/09
38-10, at Tennessee, 10/18/15	HELD A 28+ POINT LEAD	21-45, at Carolina, 11/13/17
35-9, vs. Denver, 12/3/17	HELD A 21+ POINT LEAD	21-45, at Carolina, 11/13/17
21 (third quarter), at N.Y. Jets, 12/17/16	SCORED 20+ POINTS IN A QUARTER	21 (third quarter), at Carolina, 11/13/17
20 (second half), at Atlanta, 10/15/17	SCORED 20+ POINTS IN A HALF	21 (first half), at Buffalo, 12/17/17
22-9, vs. Buffalo, 11/13/14	HELD OPPONENT WITHOUT A TD	0-40, at Baltimore, 10/26/17
3 offense & 1 defense, vs. Denver, 12/3/17	SCORED TD ON OFFENSE AND DEFENSE	3 offense & 2 defense, at Baltimore, 10/26/17
1 offense, 1 defense, 2 special teams, at N.Y. Jets, 11/1/09	SCORED TD ON OFFENSE, DEFENSE & SPECIAL TEAMS	2 offense, 1 defense & 2 special teams, at New England, 10/4/10
Twice vs. Denver, 12/3/17	SCORED SAFETY	vs. Indianapolis, 12/26/15



THE LAST TIME IT HAPPENED

THE LAST TIME (OFFENSE)		
BY DOLPHINS		BY OPPONENT
Has never happened	600+ NET YARDS OF OFFENSE	622, vs. New England, 9/12/11
503, vs. Houston, 10/25/15	500+ NET YARDS OF OFFENSE	548, at Carolina, 11/13/17
448, vs. Tampa Bay, 11/19/17	400+ NET YARDS OF OFFENSE	417, at New England, 11/26/17
315, vs. Baltimore, 11/11/73	300+ NET RUSHING YARDS	305, at Pittsburgh, 12/18/88
261, at Buffalo, 12/24/16	200+ NET RUSHING YARDS	294, at Carolina, 11/13/17
206, Jay Ajayi, at Buffalo, 12/24/16	200-YARD RUSHING GAME	203, Rueben Mayes, vs. New Orleans, 12/7/86
206, Jay Ajayi, at Buffalo, 12/24/16	150-YARD RUSHING GAME	166, Chris Ivory, vs. N.Y. Jets, 10/4/15
114, Kenyan Drake, vs. New England, 12/11/17	100-YARD RUSHING GAME	112, Dion Lewis, at New England, 11/26/17
Mercury Morris (125) and Don Nottingham (102), at Green Bay, 10/5/75	TWO 100-YARD RUSHERS	LeSean McCoy (112) and Karlos Williams (110), at Buffalo, 11/8/15
Kenyan Drake, 120, vs. Denver, 12/3/17, 114, vs. New England, 12/11/17	CONSECUTIVE 100-YARD RUSHING GAMES	C.J. Anderson, 167, at Denver, 11/23/14 and Chris Johnson, 105, at N.Y. Jets, 12/1/14
Jay Ajayi (206) and Damien Williams (56), at Buffalo, 12/24/16	COMBINED 200-YARDS RUSHING BY 2 PLAYERS	Jonathan Stewart (110) and Cam Newton (95), at Carolina, 11/13/17
32, Jay Ajayi, at Buffalo, 12/24/16	30+ CARRIES	32, Knile Davis, vs. Kansas City, 9/21/14
25, Kenyan Drake, vs. New England, 12/11/17	25+ CARRIES	27, DeMarco Murray, vs. Tennessee, 10/9/16
85t, Lamar Miller, vs. Houston, 10/25/15	80+ YARD RUSHING PLAY	Has never happened
69, Damien Williams, vs. Tampa Bay, 11/19/17	60+ YARD RUSHING PLAY	69, Cam Newton, at Carolina, 11/13/17
42t, Kenyan Drake, vs. Denver, 12/3/17	40+ YARD RUSHING PLAY	69, Cam Newton, at Carolina, 11/13/17 43, Cameron Artis-Payne, at Carolina, 11/13/17
2, Jay Ajayi, vs. Pittsburgh, 10/16/16	2+ RUSHING TOUCHDOWNS	2, Marshawn Lynch, vs. Oakland, 11/5/17
442, at Cincinnati, 10/1/95	400+ NET PASSING YARDS (TEAM)	419, at Indianapolis, 11/4/12
365, vs. Tampa Bay, 11/19/17	300+ NET PASSING YARDS (TEAM)	323, at L.A. Chargers, 9/17/17
58, Ryan Tannehill, at N.Y. Jets, 11/29/15	50+ PASS ATTEMPTS	56, Tom Brady, vs. New England, 9/7/14
49, Jay Cutler, at Buffalo, 12/17/17	40+ PASS ATTEMPTS	43, Tom Brady, vs. New England, 12/11/17
34, Jay Cutler, vs. Oakland, 11/5/17	30+ COMPLETIONS	31, Philip Rivers, at L.A. Chargers, 9/17/17
28, Jay Cutler, at Buffalo, 12/17/17	25+ COMPLETIONS	29, Drew Brees, vs. New Orleans, 10/1/17
at Carolina, 11/13/17	NO SACKS ALLOWED	at Carolina, 11/13/17



THE LAST TIME IT HAPPENED

THE LAST TIME (OFFENSE)		
BY DOLPHINS		BY OPPONENT
158.3, Ryan Tannehill, at Houston, 10/25/15	PERFECT PASSER RATING (158.3) <i>(MIN. 20 ATTEMPTS)</i>	158.3, Geno Smith, vs. N.Y. Jets, 12/28/14
311, Jay Cutler, vs. Oakland, 11/5/17	300+ YARD PASSER	300, Derek Carr, vs. Oakland, 11/5/17
Ryan Tannehill, 389, at New England, 9/18/16 and 319, vs. Cleveland, 9/25/16	CONSECUTIVE 300+ YARD PASSING GAMES	Philip Rivers, 331, at San Diego, 12/14/15 and Eli Manning, 337, vs. N.Y. Giants, 12/20/15
4, Matt Moore, at N.Y. Jets, 12/17/16	4+ TD PASSES	4, Tom Brady, at New England, 11/26/17
3, Jay Cutler, vs. New England, 12/11/17	3+ TD PASSES	4, Tom Brady, at New England, 11/26/17
15, Chris Chambers, vs. Buffalo, 12/4/05	15+ RECEPTIONS	15, Isaac Bruce, at St. Louis, 12/24/95
10, Jarvis Landry, at Buffalo, 12/17/17	10+ RECEPTIONS	10, Alvin Kamara, vs. New Orleans, 10/1/17
253, Brian Hartline, at Arizona, 9/30/12	200-YARD RECEIVER	221, Eric Decker, vs. N.Y. Jets, 12/28/14
180, Kenny Stills, vs. Tampa Bay, 11/19/17	150-YARD RECEIVER	151, Julian Edelman, vs. New England, 1/1/17
180, Kenny Stills, vs. Tampa Bay, 11/19/17	100-YARD RECEIVER	126, Jared Cook, vs. Oakland, 11/5/17
Jarvis Landry (137) and DeVante Parker (106) at New England, 9/18/16	TWO 100-YARD RECEIVERS IN SAME GAME	Calvin Johnson (113) and Golden Tate (109) at Detroit, 11/9/14
Jarvis Landry, 103, vs. Arizona, 12/11/16 and 108, at N.Y. Jets, 12/17/16	CONSECUTIVE 100-YARD RECEIVING GAMES	Sammy Watkins, 154, at Buffalo, 12/24/16, Julian Edelman, 151, vs. New England, 1/1/17, Keenan Allen, 100, at L.A. Chargers, 9/17/17
Kenny Stills, 154 (second half), vs. Tampa Bay, 11/19/17	100-YARDS RECEIVING IN A HALF	Jared Cook, 113 (first half), vs. Oakland, 11/5/17
Has never happened	90+ YARD PASSING PLAY	99t, Tom Brady to Wes Welker, vs. New England, 9/12/11
80, Ryan Tannehill to Brian Hartline, at Arizona, 9/30/12	80+ YARD PASSING PLAY	84, Eli Manning to Odell Beckham Jr., vs. N.Y. Giants, 12/14/15
61t, Matt Moore to Kenny Stills, vs. Tampa Bay, 11/19/17	60+ YARD PASSING PLAY	69, Josh McCown to Robby Anderson, at N.Y. Jets, 9/24/17
61t, Matt Moore to Kenny Stills, vs. Tampa Bay, 11/19/17	50+ YARD PASSING PLAY	69, Josh McCown to Robby Anderson, at N.Y. Jets, 9/24/17
47, Jay Cutler to Kenyan Drake, vs. New England, 12/11/17	40+ YARD PASSING PLAY	44t, Derek Carr to Johnny Holton, vs. Oakland, 11/5/17
3, Lamar Thomas, vs. Denver, 12/21/98	3+ TD RECEPTIONS	3, Danny Woodhead, at San Diego, 12/20/15
2, Jarvis Landry, vs. New England, 12/11/17	2+ TD RECEPTIONS	2, Rob Gronkowski, at New England, 11/26/17
Kenyan Drake (114 rushing and 79 receiving), vs. New England, 12/11/17	LED TEAM IN RUSHING & RECEIVING IN SAME GAME	C.J. Anderson (67 rushing and 43 receiving), vs. Denver, 12/3/17
Jay Ajayi (214 rushing) and Kenny Stills (100 receiving) vs. Buffalo, 10/23/16	100-YARD RUSHER & 100-YARD RECEIVER IN SAME GAME	LeSean McCoy (128 rushing) and Sammy Watkins (154 receiving) at Buffalo, 12/24/16
Dan Marino (307 passing), Mark Higgs (131 rushing) and Tony Martin (106 receiving) vs. Tampa Bay, 12/1/91	100-YARD RUSHER, 100-YARD RECEIVER & 300-YARD PASSER IN SAME GAME	Tyrod Taylor (329 passing), LeSean McCoy (128 rushing), Sammy Watkins (154 receiving), at Buffalo, 12/24/16
Damien Williams (1 rushing, 1 receiving), at San Diego, 11/13/16	1+ RUSHING TD & 1+ RECEIVING TD IN SAME GAME	LeSean McCoy (1 rushing, 1 receiving), at Buffalo, 12/17/17



THE LAST TIME IT HAPPENED

THE LAST TIME (OFFENSE)		
BY DOLPHINS		BY OPPONENT
Ryan Tannehill (3 passing, 1 rushing), at Denver, 11/23/14	1+ PASSING TD & 1+ RUSHING TD IN SAME GAME	Tyrod Taylor (1 passing, 1 rushing), at Buffalo, 12/17/17
vs. New England, 12/11/17	NO TURNOVERS	at Buffalo, 12/17/17
vs. N.Y. Jets, 10/22/17	TD SCORED ON FIRST DRIVE	at Buffalo, 12/17/17
Kenyan Drake, vs. Oakland, 11/5/17	SUCCESSFUL 2-POINT CONVERSION	Tom Brady to Julian Edelman, vs. New England, 1/1/17
at Baltimore, 12/4/16	FAILED 2-POINT CONVERSION	vs. Denver, 12/3/17



THE LAST TIME IT HAPPENED

THE LAST TIME (DEFENSE)		
BY DOLPHINS		BY OPPONENT
76, vs. Buffalo, 10/21/73	HELD OPPONENT UNDER 100 YARDS OF TOTAL OFFENSE	88, at New England, 10/12/80
118, vs. Buffalo, 9/21/03	HELD OPPONENT UNDER 150 YARDS OF TOTAL OFFENSE	103, at Buffalo, 12/22/13
188, vs. Tennessee, 10/8/17	HELD OPPONENT UNDER 200 YARDS OF TOTAL OFFENSE	196, at Baltimore, 10/26/17
248, vs. New England, 12/11/17	HELD OPPONENT UNDER 300 YARDS OF TOTAL OFFENSE	221, at New England, 11/26/17
25, vs. New England, 12/11/17	HELD OPPONENT UNDER 30 YARDS RUSHING	12, at N.Y. Jets, 11/29/15
25, vs. New England, 12/11/17	HELD OPPONENT UNDER 50 YARDS RUSHING	45, at Baltimore, 10/26/17
25, vs. New England, 12/11/17	HELD OPPONENT UNDER 75 YARDS RUSHING	67, at New England, 11/26/17
25, vs. New England, 12/11/17	HELD OPPONENT UNDER 100 YARDS RUSHING	67, at New England, 11/26/17
49, at N.Y. Jets, 12/1/14	HELD OPPONENT UNDER 100 YARDS NET PASSING	78, vs. Tennessee, 10/8/17
125, vs. Arizona, 12/11/16	HELD OPPONENT UNDER 150 YARDS NET PASSING	78, vs. Tennessee, 10/8/17
Louis Delmas (81) and Brent Grimes (22), at Jacksonville, 10/26/14	2+ INTERCEPTION RETURNS FOR TOUCHDOWNS BY TEAM IN SAME GAME	Darren Sharper (42) and Tracy Porter (54), vs. New Orleans, 10/25/09
30t, Xavien Howard, vs. Denver, 12/3/17	INTERCEPTION RETURN FOR A TD	65t, Justin Simmons, vs. Denver, 12/3/17
3, Sam Madison, vs. Tennessee, 11/7/99	3+ INTERCEPTIONS	3, Nate Clements, at Buffalo, 10/20/02
2, Xavien Howard, vs. New England, 12/11/17	2+ INTERCEPTIONS	2, Preston Brown, vs. Buffalo, 9/27/15
8, at Arizona, 9/30/12	7+ SACKS BY TEAM	7, at New England, 11/26/17
6, vs. Tennessee, 10/8/17	6+ SACKS BY TEAM	7, at New England, 11/26/17
6, vs. Tennessee, 10/8/17	5+ SACKS BY TEAM	7, at New England, 11/26/17
4, Cameron Wake, at Tennessee, 10/18/15	4+ SACKS	Has never happened
4, Cameron Wake, at Tennessee, 10/18/15	3+ SACKS	3.5, Elvis Dumervil, vs. Baltimore, 12/7/14
2.5, Cameron Wake, vs. N.Y. Jets, 10/22/17	2+ SACKS	2, Trey Flowers and Elandon Roberts, at New England, 11/26/17
14t, Reshad Jones, at New England, 11/26/17	FUMBLE RECOVERED FOR TOUCHDOWN	0t, Adarius Glanton, vs. Tampa Bay, 11/19/17



THE LAST TIME IT HAPPENED

THE LAST TIME (SPECIAL TEAMS)		
BY DOLPHINS		BY OPPONENT
96t, Kenyan Drake, vs. N.Y. Jets, 11/6/16	KICKOFF RETURN FOR A TD	102t, C.J. Spiller, at Buffalo, 9/14/14
94t, Mercury Morris, at New England, 12/5/71	KICKOFF RETURN FOR A TD ON OPENING KICKOFF	101t, Jacoby Ford, at Oakland, 11/28/10
78, Kenyan Drake, vs. San Francisco, 11/27/16	50+ YARD KICKOFF RETURN	87, Chris Owusu, vs. N.Y. Jets, 12/28/14
74t, Jakeem Grant, vs. Tennessee, 10/9/16	PUNT RETURN FOR A TD	79t, Leodis McKelvin, at Buffalo, 11/15/12
74t, Jakeem Grant, vs. Tennessee, 10/9/16	50+ YARD PUNT RETURN	57, Jeremy Kerley, at N.Y. Jets, 11/29/15
Walt Aikens, at N.Y. Jets, 12/17/16	BLOCKED PUNT RECOVERED FOR A TD	Chris Burkett, vs. N.Y. Jets, 9/29/91
Terrence Fede, vs. Denver, 12/3/17	BLOCKED PUNT	Boobie Dixon, at Buffalo, 9/14/14
Walt Aikens return of blocked PAT, vs. Arizona, 12/11/16	DEFENSIVE 2-POINT CONVERSION ON PAT	Has never happened
Jordan Phillips, vs. Arizona, 12/11/16	BLOCKED PAT	Donald Penn, vs. Tampa Bay, 11/15/09
Cody Parkey, vs. Oakland, 11/5/17	MISSED (NOT BLOCKED) PAT	Chandler Catanzaro, at Arizona, 12/11/16
Vincent Taylor, at Baltimore, 10/26/17	BLOCKED FIELD GOAL	Daniel McCullers, vs. Pittsburgh, 10/16/16
47t, Curtis Johnson, vs. Green Bay, 12/19/71	BLOCKED FIELD GOAL RETURNED FOR TD	62t, Kyle Arrington, vs. New England, 12/14/14
6, Dan Carpenter, at Oakland, 11/28/10	6+ FIELD GOALS ATTEMPTED	6, Cody Parkey, vs. Cleveland, 9/25/16
5, Andrew Franks, vs. Pittsburgh, 10/16/16	5+ FIELD GOALS ATTEMPTED	5, Mike Nugent, at Cincinnati, 9/29/16
4, Cody Parkey, at L.A. Chargers, 9/17/17	4+ FIELD GOALS ATTEMPTED	4, Patrick Murray, vs. Tampa Bay, 11/19/17
3, Cody Parkey, at Buffalo, 12/17/17	3+ FIELD GOALS ATTEMPTED	4, Patrick Murray, vs. Tampa Bay, 11/19/17
6, Olindo Mare, at New England, 10/17/99	6+ FIELD GOALS MADE	Never happened
5, Dan Carpenter, at Cincinnati, 10/31/10	5+ FIELD GOALS MADE	5, Mike Nugent, at Cincinnati, 9/29/16
4, Cody Parkey, at L.A. Chargers, 9/17/17	4+ FIELD GOALS MADE	5, Mike Nugent, at Cincinnati, 9/29/16
3, Cody Parkey, at Buffalo, 12/17/17	3+ FIELD GOALS MADE	3, Patrick Murray, vs. Tampa Bay, 11/19/17
at Buffalo, 12/17/17	SUCCESSFUL ONSIDES KICK	at Buffalo, 12/18/11
vs. Oakland, 11/5/17	FAILED ONSIDES KICK ATTEMPT	vs. New England, 12/11/17

WEEK 15, 2017

National Football League Game Summary

NFL Copyright © 2017 by The National Football League. All rights reserved. This summary and play-by-play is for the express purpose of assisting media in their coverage of the game; any other use of this material is prohibited without the written permission of the National Football League. Updated: 12/18/2017

Date: Sunday, 12/17/2017

Miami Dolphins at Buffalo Bills
at Ralph Wilson Stadium, Orchard Park NY

Start Time: 1:02 PM EST

Game Day Weather

Game Weather: Mostly cloudy
Played Outdoors on Turf: A-Turf Titan

Temp: 22° F (-5.6° C) Humidity: 71%, Wind: NE 8 mph
Outdoor Weather: Forecast: continued cloudy, no snow, temps in low 20s, Wind Chill: 12

Officials

Referee: Boger, Jerome (23)	Umpire: Hall, Richard (49)	Down Judge: Howey, Jim (37)
Line Judge: Carr, Mike (63)	Field Judge: Hall, Eugene (103)	Side Judge: Coleman IV, Walt (87)
Back Judge: Steratore, Tony (112)	Replay Official: McGrath, John	

Lineups

Miami Dolphins			Buffalo Bills				
Offense		Defense	Offense		Defense		
WR 11	D.Parker	LDE 91	C.Wake	WR 10	D.Thompson	LDE 54	E.Yarbrough
TE 89	J.Thomas	LDT 93	N.Suh	TE 85	C.Clay	LDT 92	A.Washington
LT 67	L.Tunsil	RDT 97	J.Phillips	LT 73	D.Dawkins	RDT 95	K.Williams
LG 62	T.Larsen	RDE 90	C.Harris	LG 64	R.Incognito	RDE 55	J.Hughes
C 51	M.Pouncey	LLB 47	K.Alonso	C 70	E.Wood	LLB 52	P.Brown
RG 77	J.Davis	MLB 94	L.Timmons	RG 62	V.Ducasse	RLB 58	M.Milano
RT 79	S.Young	RLB 59	C.Allen	RT 79	J.Mills	DB 24	L.Johnson
WR 14	J.Landry	CB 28	B.McCain	WR 13	K.Benjamin	LCB 27	T.White
WR 10	K.Stills	CB 25	X.Howard	QB 5	T.Taylor	RCB 28	E.Gaines
QB 6	J.Cutler	S 20	R.Jones	RB 25	L.McCoy	SS 23	M.Hyde
RB 32	K.Drake	S 22	T.McDonald	FB 42	P.DiMarco	FS 21	J.Poyer

Substitutions

K 1 C.Parkey, P 16 M.Haack, WR 19 J.Grant, CB/S 21 J.Lucas, CB 33 T.McTyer, RB 34 S.Perry, CB/S 35 W.Aikens, RB 38 D.Smith, CB 42 A.Verner, LB 44 S.Anthony, LB 45 M.Hull, LB 46 N.Hewitt, TE 48 M.Gray, DT 56 D.Godchaux, C 64 J.Brendel, T 71 Z.Sterup, DE 75 C.Malveaux, DE 78 T.Fede, TE 80 A.Fasano, LS 92 J.Denney, DT 96 V.Taylor

Substitutions

K 4 S.Hauschka, P 6 C.Schmidt, WR 11 Z.Jones, QB 14 J.Webb, WR 15 B.Tate, WR 18 A.Holmes, CB 20 S.Wright, S 29 S.Thomas, CB 30 L.Pitts, S 36 T.Elston, RB 39 T.Cadet, LB 40 T.Vallejo, LB 44 D.Lacey, LB 50 R.Humber, DE 56 R.Davis, LB 57 L.Alexander, T 66 S.Henderson, LS 69 R.Ferguson, G 72 R.Groy, DE 75 N.Capi, TE 82 L.Thomas, TE 84 N.O'Leary, DT 91 C.Thornton, DT 98 D.Coleman

Did Not Play

QB 9 D.Fales, TE 85 A.Derby, WR 88 L.Carroo

Did Not Play

QB 2 N.Peterman, FB 35 M.Tolbert, CB 41 B.Borders, T 68 C.McDermott, G 76 J.Miller, TE 88 K.Lee, WR 89 B.Reilly

Not Active

QB 8 M.Moore, RB 26 D.Williams, CB 30 C.Tankersley, S 31 M.Thomas, DE 50 A.Branch, G 68 I.Asiata, G/T 74 J.Bushrod

Not Active

QB 2 N.Peterman, FB 35 M.Tolbert, CB 41 B.Borders, T 68 C.McDermott, G 76 J.Miller, TE 88 K.Lee, WR 89 B.Reilly

Field Goals (made () & missed)

		(28)	(41)	(26)	(34)		
						1	2
C.Parkey						3	4
						OT	Total
VISITOR:	Miami Dolphins	3	3	0	10	0	16
HOME:	Buffalo Bills	7	14	3	0	0	24

Scoring Plays

Team	Qtr	Time	Play Description (Extra Point) (Drive Info)	Visitor	Home
Bills	1	10:12	L.McCoy 4 yd. run (S.Hauschka kick) (10-81, 4:48)	0	7
Dolphins	1	3:16	C.Parkey 28 yd. Field Goal (7-50, 3:51)	3	7
Dolphins	2	9:15	C.Parkey 41 yd. Field Goal (14-71, 7:04)	6	7
Bills	2	6:05	L.McCoy 16 yd. pass from T.Taylor (S.Hauschka kick) (8-75, 3:10)	6	14
Bills	2	0:33	T.Taylor 9 yd. run (S.Hauschka kick) (8-80, 1:50)	6	21
Bills	3	5:40	S.Hauschka 34 yd. Field Goal (5-7, 2:06)	6	24
Dolphins	4	7:57	K.Drake 1 yd. run (C.Parkey kick) (6-13, 1:35)	13	24
Dolphins	4	0:39	C.Parkey 26 yd. Field Goal (17-78, 3:54)	16	24

WEEK 15, 2017

National Football League Game Summary

NFL Copyright © 2017 by The National Football League. All rights reserved. This summary and play-by-play is for the express purpose of assisting media in their coverage of the game; any other use of this material is prohibited without the written permission of the National Football League. Updated: 12/18/2017

Paid Attendance: 62,202

Time: 3:05

Final Individual Statistics

Miami Dolphins

RUSHING	ATT	YDS	AVG	LG	TD
K.Drake	16	78	4.9	31	1
J.Cutler	2	8	4.0	6	0
M.Gray	2	7	3.5	5	0
J.Grant	1	7	7.0	7	0
Total	21	100	4.8	31	1

PASSING	ATT	CMP	YDS	SK/YD	TD	LG	IN	RT
J.Cutler	49	28	274	3/25	0	36	3	47.5
Total	49	28	274	3/25	0	36	3	47.5

PASS RECEIVING	TAR	REC	YDS	AVG	LG	TD
J.Landry	13	10	99	9.9	17	0
D.Parker	12	6	89	14.8	36	0
K.Drake	11	6	35	5.8	11	0
J.Thomas	4	2	15	7.5	11	0
A.Fasano	2	2	15	7.5	11	0
J.Grant	1	1	13	13.0	13	0
K.Stills	6	1	8	8.0	8	0
Total	49	28	274	9.8	36	0

INTERCEPTIONS	NO	YDS	AVG	LG	TD
Total	0	0	0	0	0

PUNTING	NO	YDS	AVG	NET	TB	IN20	LG
M.Haack	4	187	46.8	41.3	1	1	58
Total	4	187	46.8	41.3	1	1	58

PUNT RETURNS	NO	YDS	AVG	FC	LG	TD
J.Grant	2	33	16.5	0	26	0
[DOWNED]	1	0	0.0	0	0	0
[OUT OF BOUNDS]	2	0	0.0	0	0	0
Total	2	33	16.5	0	26	0

KICKOFF RETURNS	NO	YDS	AVG	FC	LG	TD
J.Grant	2	43	21.5	0	22	0
[TOUCHBACK]	3	0	0.0	0	0	0
Total	2	43	21.5	0	22	0

Buffalo Bills

RUSHING	ATT	YDS	AVG	LG	TD
L.McCoy	20	50	2.5	14	1
T.Taylor	6	42	7.0	17	1
T.Cadet	4	24	6.0	12	0
Total	30	116	3.9	17	2

PASSING	ATT	CMP	YDS	SK/YD	TD	LG	IN	RT
T.Taylor	29	17	224	2/12	1	29	0	94.6
Total	29	17	224	2/12	1	29	0	94.6

PASS RECEIVING	TAR	REC	YDS	AVG	LG	TD
C.Clay	9	5	68	13.6	29	0
L.McCoy	5	4	46	11.5	16	1
N.O'Leary	2	2	33	16.5	25	0
K.Benjamin	2	2	20	10.0	13	0
B.Tate	1	1	21	21.0	21	0
D.Thompson	4	1	16	16.0	16	0
T.Cadet	1	1	14	14.0	14	0
P.DiMarco	2	1	6	6.0	6	0
Z.Jones	2	0	0	0.0	0	0
Total	28	17	224	13.2	29	1

INTERCEPTIONS	NO	YDS	AVG	LG	TD
S.Wright	1	54	54.0	54	0
T.White	1	9	9.0	9	0
J.Poyer	1	0	0.0	0	0
Total	3	63	21.0	54	0

PUNTING	NO	YDS	AVG	NET	TB	IN20	LG
C.Schmidt	5	205	41.0	34.4	0	3	52
Total	5	205	41.0	34.4	0	3	52

PUNT RETURNS	NO	YDS	AVG	FC	LG	TD
B.Tate	1	2	2.0	0	2	0
[DOWNED]	2	0	0.0	0	0	0
[TOUCHBACK]	1	0	0.0	0	0	0
Total	1	2	2.0	0	2	0

KICKOFF RETURNS	NO	YDS	AVG	FC	LG	TD
B.Tate	3	38	12.7	0	20	0
[TOUCHBACK]	1	0	0.0	0	0	0
Total	3	38	12.7	0	20	0

Miami Dolphins

FUMBLES	FUM	LOST	OWN-REC	YDS	TD	FORCED	OPP-REC	YDS	TD	OUT-BDS
J.Cutler	4	0	4	0	0	0	0	0	0	0
Total	4	0	4	0	0	0	0	0	0	0

Buffalo Bills

FUMBLES	FUM	LOST	OWN-REC	YDS	TD	FORCED	OPP-REC	YDS	TD	OUT-BDS
S.Wright	1	0	1	0	0	0	0	0	0	0
N.Capi	0	0	0	0	0	1	0	0	0	0
Total	1	0	1	0	0	1	0	0	0	0

Final Team Statistics

	Visitor Dolphins	Home Bills
TOTAL FIRST DOWNS	21	21
By Rushing	7	9
By Passing	13	10
By Penalty	1	2
THIRD DOWN EFFICIENCY	5-16-31%	7-15-47%
FOURTH DOWN EFFICIENCY	1-2-50%	0-1-0%
TOTAL NET YARDS	349	328
Total Offensive Plays (inc. times thrown passing)	73	61
Average gain per offensive play	4.8	5.4
NET YARDS RUSHING	100	116
Total Rushing Plays	21	30
Average gain per rushing play	4.8	3.9
Tackles for a loss-number and yards	4-11	7-18
NET YARDS PASSING	249	212
Times thrown - yards lost attempting to pass	3-25	2-12
Gross yards passing	274	224
PASS ATTEMPTS-COMPLETIONS-HAD INTERCEPTED	49-28-3	29-17-0
Avg gain per pass play (inc.# thrown passing)	4.8	6.8
KICKOFFS Number-In End Zone-Touchbacks	5-1-1	5-3-3
PUNTS Number and Average	4-46.8	5-41.0
Had Blocked	0	0
FGs - PATs Had Blocked	0-0	0-0
Net Punting Average	41.3	34.4
TOTAL RETURN YARDAGE (Not Including Kickoffs)	33	65
No. and Yards Punt Returns	2-33	1-2
No. and Yards Kickoff Returns	2-43	3-38
No. and Yards Interception Returns	0-0	3-63
PENALTIES Number and Yards	7-60	3-28
FUMBLES Number and Lost	4-0	1-0
TOUCHDOWNS	1	3
Rushing	1	2
Passing	0	1
EXTRA POINTS Made-Attempts	1-1	3-3
Kicking Made-Attempts	1-1	3-3
FIELD GOALS Made-Attempts	3-3	1-1
RED ZONE EFFICIENCY	1-3-33%	3-4-75%
GOAL TO GO EFFICIENCY	1-1-100%	2-3-67%
SAFETIES	0	0
FINAL SCORE	16	24
TIME OF POSSESSION	32:25	27:35

Ball Possession And Drive Chart

Miami Dolphins

#	Time Recd	Time Lost	Time Poss	How Ball Obtained	Drive Began	# Play	Yds Gain	Yds Pen	Net Yds	1st Down	Last Scrm	How Given Up
1	10:12	8:27	1:45	Kickoff	MIA 25	4	9	-5	4	1	MIA 29	Punt
2	7:07	3:16	3:51	Punt	MIA 41	7	50	0	50	2	* BUF 9	Field Goal
3	1:19	9:15	7:04	Punt	MIA 6	14	71	0	71	5	BUF 23	Field Goal
4	6:05	2:23	3:42	Kickoff	MIA 24	6	18	0	18	1	MIA 42	Punt
5	0:33	0:00	0:33	Kickoff	MIA 22	2	8	0	8	0	MIA 22	End of Half
6	15:00	14:06	0:54	Kickoff	MIA 25	3	4	0	4	0	MIA 29	Interception
7	11:18	7:46	3:32	Downs	MIA 36	7	26	0	26	2	BUF 38	Interception
8	5:40	4:06	1:34	Kickoff	MIA 25	3	4	0	4	0	MIA 29	Punt
9	0:27	11:37	3:50	Punt	MIA 1	6	68	-25	43	2	MIA 44	Punt
10	9:32	7:57	1:35	Punt	BUF 13	6	13	0	13	3	* BUF 1	Touchdown
11	4:33	0:39	3:54	Punt	MIA 14	17	78	0	78	5	* BUF 8	Field Goal
12	0:39	0:28	0:11	Onside Kick	MIA 37	1	0	0	0	0	MIA 37	Interception

(343) Average MIA 29

Buffalo Bills

#	Time Recd	Time Lost	Time Poss	How Ball Obtained	Drive Began	# Play	Yds Gain	Yds Pen	Net Yds	1st Down	Last Scrm	How Given Up
1	15:00	10:12	4:48	Kickoff	BUF 19	10	81	0	81	5	* MIA 4	Touchdown
2	8:27	7:07	1:20	Punt	BUF 32	3	-4	0	-4	0	BUF 28	Punt
3	3:16	1:19	1:57	Kickoff	BUF 24	4	18	0	18	1	BUF 42	Punt
4	9:15	6:05	3:10	Kickoff	BUF 25	8	75	0	75	4	* MIA 16	Touchdown
5	2:23	0:33	1:50	Punt	BUF 20	8	75	5	80	6	* MIA 9	Touchdown
6	14:06	11:18	2:48	Interception	BUF 42	7	22	0	22	1	MIA 36	Downs
7	7:46	5:40	2:06	Interception	MIA 23	5	22	-15	7	1	* MIA 16	Field Goal
8	4:06	0:27	3:39	Punt	BUF 32	6	11	5	16	1	BUF 48	Punt
9	11:37	9:32	2:05	Punt	BUF 7	3	3	0	3	0	BUF 10	Punt
10	7:57	4:33	3:24	Kickoff	BUF 33	7	26	5	31	2	MIA 36	Punt
11	0:28	0:00	0:28	Interception	MIA 47	1	-1	0	-1	0	MIA 47	End of Game

(364) Average BUF 33

* inside opponent's 20

Time of Possession by Quarter		1st	2nd	3rd	4th	OT	Total
Visitor	Miami Dolphins	6:55	10:00	6:27	9:03		32:25
Home	Buffalo Bills	8:05	5:00	8:33	5:57		27:35

Kickoff Drive No.-Start Average

Dolphins: 5 - MIA 24

Bills: 4 - BUF 25

Final Defensive Statistics

Miami Dolphins	Regular Defensive Plays											Special Teams					Misc				
	TKL	AST	COMB	SK	/ YDS	TFL	Q	IN	PD	FF	FR	TKL	AST	FF	FR	BL	TKL	AST	FF	FR	
K.Alonso	7	3	10	0	0	0	0	1	0	0	0	0	0	0	0	0	0	0	0	0	0
N.Suh	6	1	7	0	0	0	3	0	0	0	0	0	0	0	0	0	0	0	0	0	0
R.Jones	4	3	7	0	0	0	0	0	0	0	0	0	0	0	0	0	0	0	0	0	0
T.McDonald	4	2	6	0	0	0	0	0	0	1	0	0	0	0	0	0	0	0	0	0	0
X.Howard	4	0	4	1	11	2	1	0	0	0	0	0	0	0	0	0	0	0	0	0	0
C.Harris	3	1	4	0	0	2	2	0	0	0	0	0	0	0	0	0	0	0	0	0	0
L.Timmons	2	2	4	0	0	0	0	0	0	0	0	0	0	0	0	0	0	0	0	0	0
B.McCain	3	0	3	0	0	0	0	0	0	0	0	0	0	0	0	0	0	0	0	0	0
S.Anthony	2	1	3	0	0	0	0	0	0	0	0	0	0	0	0	0	0	0	0	0	0
C.Allen	1	2	3	0	0	0	0	0	0	0	0	0	0	0	0	0	0	0	0	0	0
C.Wake	1	1	2	1	1	1	1	0	0	0	0	0	0	0	0	0	0	0	0	0	0
D.Godchaux	1	1	2	0	0	0	0	0	0	0	0	0	0	0	0	0	0	0	0	0	0
T.Fede	1	1	2	0	0	0	0	0	0	0	0	0	0	0	0	0	0	0	0	0	0
V.Taylor	1	0	1	0	0	0	0	0	0	0	0	0	0	0	0	0	0	0	0	0	0
C.Malveaux	1	0	1	0	0	1	0	0	0	0	0	0	0	0	0	0	0	0	0	0	0
A.Verner	0	0	0	0	0	0	0	0	1	0	0	1	1	0	0	0	0	0	0	0	0
M.Hull	0	0	0	0	0	0	0	0	0	0	0	1	0	0	0	0	0	0	0	0	0
T.McTyer	0	0	0	0	0	0	0	0	0	0	0	0	1	0	0	0	0	0	0	0	0
K.Stills	0	0	0	0	0	0	0	0	0	0	0	0	0	0	0	0	1	0	0	0	0
J.Thomas	0	0	0	0	0	0	0	0	0	0	0	0	0	0	0	0	1	0	0	0	0
J.Cutler	0	0	0	0	0	0	0	0	0	0	0	0	0	0	0	0	0	0	0	0	4
Total	41	18	59	2	12	9	5	0	2	0	0	2	2	0	0	0	2	0	0	0	4

TKL = Tackle AST = Assist COMB = Combined QH=QB Hit IN = Interception PD = Pass Defense FF = Forced Fumble FR = Fumble Recovery

Buffalo Bills	Regular Defensive Plays											Special Teams					Misc				
	TKL	AST	COMB	SK	/ YDS	TFL	QH	IN	PD	FF	FR	TKL	AST	FF	FR	BL	TKL	AST	FF	FR	
P.Brown	7	3	10	0	0	1	0	0	0	0	0	0	0	0	0	0	0	0	0	0	0
L.Johnson	8	0	8	0	0	0	0	0	1	0	0	0	0	0	0	0	0	0	0	0	0
T.White	3	4	7	0	0	0	0	1	3	0	0	0	0	0	0	0	0	0	0	0	0
R.Davis	4	2	6	1	1	2	1	0	0	0	0	0	0	0	0	0	0	0	0	0	0
J.Poyer	4	2	6	0	0	0	0	1	2	0	0	0	0	0	0	0	0	0	0	0	0
L.Alexander	5	0	5	0	0	1	2	0	0	0	0	0	0	0	0	0	0	0	0	0	0
M.Hyde	3	1	4	0	0	1	0	0	1	0	0	0	0	0	0	0	0	0	0	0	0
J.Hughes	3	1	4	0	0	1	0	0	0	0	0	0	0	0	0	0	0	0	0	0	0
R.Humber	2	2	4	0	0	1	0	0	0	0	0	1	0	0	0	0	0	0	0	0	0
M.Milano	2	1	3	0	0	0	1	0	0	0	0	0	0	0	0	0	0	0	0	0	0
A.Washington	2	1	3	0	0	0	0	0	0	0	0	0	0	0	0	0	0	0	0	0	0
C.Thornton	1	2	3	0	0	0	0	0	0	0	0	0	0	0	0	0	0	0	0	0	0
E.Yarbrough	2	0	2	0	0	1	1	0	0	0	0	0	0	0	0	0	0	0	0	0	0
E.Gaines	2	0	2	0	0	0	0	0	1	0	0	0	0	0	0	0	0	0	0	0	0
K.Williams	0	2	2	0	0	0	0	0	0	0	0	0	0	0	0	0	0	0	0	0	0
N.Capi	1	0	1	1	15	0	0	0	0	1	0	0	0	0	0	0	0	0	0	0	0
S.Wright	0	0	0	0	0	0	0	1	1	0	1	1	0	0	0	0	0	0	0	0	0
D.Lacey	0	0	0	0	0	0	0	0	0	0	0	1	1	0	0	0	0	0	0	0	0
T.Vallejo	0	0	0	0	0	0	0	0	0	0	0	1	0	0	0	0	0	0	0	0	0
Team Sacks	1	0	0	1	9			0	0	0	0	0	0	0	0	0	0	0	0	0	0
Total	50	21	70	3	25	8	5	3	9	1	1	4	1	0	0	0	0	0	0	0	0

Miami Dolphins vs Buffalo Bills
12/17/2017 at Ralph Wilson Stadium

First Half Summary

PERIOD SCORES

Dolphins	3	3 = 6
Bills	7	14 = 21

TIME OF POSSESSION

Dolphins	16:55
Bills	13:05

Scoring Plays

Team	Qtr	Time	Play Description (Extra Point) (Drive Info)	Visitor	Home
Bills	1	10:12	L.McCoy 4 yd. run (S.Hauschka kick) (10-81, 4:48)	0	7
Dolphins	1	3:16	C.Parkey 28 yd. Field Goal (7-50, 3:51)	3	7
Dolphins	2	9:15	C.Parkey 41 yd. Field Goal (14-71, 7:04)	6	7
Bills	2	6:05	L.McCoy 16 yd. pass from T.Taylor (S.Hauschka kick) (8-75, 3:10)	6	14
Bills	2	0:33	T.Taylor 9 yd. run (S.Hauschka kick) (8-80, 1:50)	6	21

	Miami Dolphins	Buffalo Bills
TOTAL FIRST DOWNS	9	16
First Downs Rushing-Passing-by Penalty	4 - 5 - 0	7 - 8 - 1
THIRD DOWN EFFICIENCY	3-7-43%	5-7-71%
TOTAL NET YARDS	156	245
Total Offensive Plays	31	33
NET YARDS RUSHING	69	81
NET YARDS PASSING	87	164
Gross Yards Passing	88	165
Times thrown-yards lost attempting to pass	1-1	1-1
Pass Attempts-Completions-Had Intercepted	17 - 10 - 0	18 - 12 - 0
Punts-Number and Average	2 - 49.5	2 - 45
Penalties-Number and Yards	2 - 10	0 - 0
Fumbles-Number and Lost	0 - 0	0 - 0
Red Zone Efficiency	0-1-0%	3-3-100%
Average Drive Start	MIA 24	BUF 24

Miami Dolphins

Buffalo Bills

RUSHING							RUSHING						
	ATT	YDS	AVG	LG	TD		ATT	YDS	AVG	LG	TD		
K.Drake	10	54	5.4	31	0	L.McCoy	8	46	5.8	14	1		
J.Grant	1	7	7.0	7	0	T.Cadet	3	19	6.3	12	0		
J.Cutler	1	6	6.0	6	0	T.Taylor	3	16	5.3	9	1		
M.Gray	1	2	2.0	2	0								
Total	13	69	5.3	31	0	Total	14	81	5.8	14	2		

PASSING										PASSING									
	ATT	CMP	YDS	SK/YD	TD	LG	IN	RT		ATT	CMP	YDS	SK/YD	TD	LG	IN	RT		
J.Cutler	17	10	88	1/1	0	13	0	72.7	T.Taylor	18	12	165	1/1	1	29	0	114.4		
Total	17	10	88	1/1	0	13	0	72.7	Total	18	12	165	1/1	1	29	0	114.4		

PASS RECEIVING								PASS RECEIVING							
	TAR	REC	YDS	AVG	LG	TD		TAR	REC	YDS	AVG	LG	TD		
J.Landry	6	4	42	10.5	13	0	L.McCoy	5	4	46	11.5	16	1		
D.Parker	4	3	22	7.3	11	0	C.Clay	5	3	59	19.7	29	0		
J.Thomas	2	1	11	11.0	11	0	N.O'Leary	2	2	33	16.5	25	0		
A.Fasano	1	1	11	11.0	11	0	T.Cadet	1	1	14	14.0	14	0		
K.Drake	3	1	2	2.0	2	0	K.Benjamin	1	1	7	7.0	7	0		
K.Stills	1	0	0	0.0	0	0	P.DiMarco	1	1	6	6.0	6	0		
							D.Thompson	2	0	0	0.0	0	0		
Total	17	10	88	8.8	13	0	Total	17	12	165	13.8	29	1		

Miami Dolphins

Regular Defensive Plays

Special Teams

Misc

	TKL	AST	COMB	SK	/ YDS	TFL	Q	IN	PD	FF	FR	TKL	AST	FF	FR	BL	TKL	AST	FF	FR	
K.Alonso	6	3	9	0	0	0	0	0	0	0	0	0	0	0	0	0	0	0	0	0	0
R.Jones	3	2	5	0	0	0	0	0	0	0	0	0	0	0	0	0	0	0	0	0	0
N.Suh	4	0	4	0	0	1	0	0	0	0	0	0	0	0	0	0	0	0	0	0	0
T.McDonald	3	0	3	0	0	0	0	0	1	0	0	0	0	0	0	0	0	0	0	0	0
Total	16	5	21	0	0	1	0	0	1	0	0	0	0	0	0	0	0	0	0	0	0

First Half Summary

Buffalo Bills	Regular Defensive Plays											Special Teams					Misc				
	TKL	AST	COMB	SK	/ YDS	TFL	QH	IN	PD	FF	FR	TKL	AST	FF	FR	BL	TKL	AST	FF	FR	
J.Hughes	3	1	4	0	0	1	0	0	0	0	0	0	0	0	0	0	0	0	0	0	0
M.Hyde	3	1	4	0	0	1	0	0	1	0	0	0	0	0	0	0	0	0	0	0	0
P.Brown	2	2	4	0	0	0	0	0	0	0	0	0	0	0	0	0	0	0	0	0	0
J.Poyer	2	2	4	0	0	0	0	0	0	0	0	0	0	0	0	0	0	0	0	0	0
Total	10	6	16	0	0	2	0	0	1	0	0	0	0	0	0	0	0	0	0	0	0

First Quarter

12/17/2017

Play By Play

MIA wins the coin toss and elects to defer. BUF elects to Receive, and MIA elects to defend the west goal.

C.Parkey kicks 56 yards from MIA 35 to BUF 9, impetus ends at BUF 22. B.Tate pushed ob at BUF 19 for 10 yards (A.Verner). Kick deflected off hands of R.Groy at BUF 22.

Buffalo Bills at 15:00, (1st play from scrimmage 14:53)

- 1-10-BUF 19 (14:53) T.Taylor pass short right to P.DiMarco ran ob at BUF 25 for 6 yards. Caught along sideline at BUF 25.
- 2-4-BUF 25 (14:33) (Shotgun) T.Taylor pass incomplete short right to C.Clay. Thrown wide of receiver at BUF 21; pressure on QB: N.Suh.
- 3-4-BUF 25 (14:28) (Shotgun) T.Taylor pass short left to C.Clay to BUF 34 for 9 yards (N.Suh, S.Anthony). Caught at BUF 29, slanting to middle. P1
- 1-10-BUF 34 (13:54) L.McCoy up the middle to BUF 36 for 2 yards (N.Suh, K.Alonso).
- 2-8-BUF 36 (13:17) L.McCoy right guard to BUF 39 for 3 yards (L.Timmons; C.Allen).
- 3-5-BUF 39 (12:42) (Shotgun) T.Taylor pass short right to L.McCoy to MIA 49 for 12 yards (K.Alonso). Caught at 50, crossing to middle. P2
- 1-10-MIA 49 (12:00) T.Taylor pass short middle to N.O'Leary to MIA 41 for 8 yards (K.Alonso). Caught at MIA 43.
- 2-2-MIA 41 (11:36) (No Huddle) T.Cadet right tackle to MIA 29 for 12 yards (L.Timmons, R.Jones). R3
- 1-10-MIA 29 (11:00) T.Taylor pass deep right to N.O'Leary to MIA 4 for 25 yards (T.McDonald). Caught near sideline at MIA 11. P4
- 1-4-MIA 4 (10:16) **L.McCoy right guard for 4 yards, TOUCHDOWN.** R5
- Penalty on MIA-C.Malveaux, Defensive Offside, declined.*
- S.Hauschka extra point is GOOD, Center-R.Ferguson, Holder-C.Schmidt.

MIA 0 BUF 7, 10 plays, 81 yards, 4:48 drive, 4:48 elapsed
--

S.Hauschka kicks 65 yards from BUF 35 to end zone, Touchback. Kick through end zone.

Miami Dolphins at 10:12

- 1-10-MIA 25 (10:12) (Shotgun) J.Cutler pass short right to J.Thomas to MIA 36 for 11 yards (L.Johnson, T.White). Caught in flat at MIA 27. P1
- 1-10-MIA 36 (9:39) (No Huddle) K.Drake up the middle to MIA 34 for -2 yards (M.Hyde, K.Williams).
- 2-12-MIA 34 (8:59) (Shotgun) *PENALTY on MIA-L.Tunsil, False Start, 5 yards, enforced at MIA 34 - No Play.*
- 2-17-MIA 29 (8:50) (Shotgun) J.Cutler pass incomplete short left to K.Drake. Swing pass, dropped at MIA 25.
- 3-17-MIA 29 (8:45) (Shotgun) J.Cutler pass incomplete short middle to J.Landry. Overthrown, receiver at MIA 42, crossing from left.
- 4-17-MIA 29 (8:39) M.Haack punts 41 yards to BUF 30, Center-J.Denney. B.Tate to BUF 32 for 2 yards (M.Hull).

Buffalo Bills at 8:27

- 1-10-BUF 32 (8:27) T.Taylor pass incomplete deep right to D.Thompson. Overthrown, receiver along sideline at MIA 26.
- 2-10-BUF 32 (8:21) (Shotgun) L.McCoy up the middle to BUF 29 for -3 yards (N.Suh).
- 3-13-BUF 29 (7:48) (Shotgun) T.Taylor sacked at BUF 28 for -1 yards (C.Wake, C.Harris). C.Wake credited with full sack.
- 4-14-BUF 28 (7:15) C.Schmidt punts 38 yards to MIA 34, Center-R.Ferguson. J.Grant pushed ob at MIA 41 for 7 yards (T.Vallejo).

Miami Dolphins at 7:07

- 1-10-MIA 41 (7:07) J.Cutler pass short right to A.Fasano to BUF 48 for 11 yards (L.Alexander). Caught at MIA 47, crossing from middle. P2
- 1-10-BUF 48 (6:32) K.Drake up the middle to BUF 44 for 4 yards (J.Poyer, P.Brown).
- 2-6-BUF 44 (5:58) K.Drake right end pushed ob at BUF 13 for 31 yards (M.Hyde). R3
- 1-10-BUF 13 (5:22) (Shotgun) J.Cutler pass short right to D.Parker to BUF 9 for 4 yards (T.White, M.Hyde). Caught near sideline at BUF 9.
- 2-6-BUF 9 (4:41) K.Drake right tackle to BUF 8 for 1 yard (T.White; P.Brown).
- 3-5-BUF 8 (3:58) (Shotgun) J.Cutler sacked at BUF 9 for -1 yards (R.Davis).
- 4-6-BUF 9 (3:20) **C.Parkey 28 yard field goal is GOOD, Center-J.Denney, Holder-M.Haack.**

MIA 3 BUF 7, 7 plays, 50 yards, 3:51 drive, 11:44 elapsed
--

C.Parkey kicks 61 yards from MIA 35 to BUF 4. B.Tate to BUF 24 for 20 yards (A.Verner; T.McTyer).

Buffalo Bills at 3:16, (1st play from scrimmage 3:09)

- 1-10-BUF 24 (3:09) L.McCoy right tackle to BUF 36 for 12 yards (R.Jones). Key block: C.Clay. R6
- 1-10-BUF 36 (2:52) L.McCoy right guard to BUF 37 for 1 yard (V.Taylor, D.Godchaux).
- 2-9-BUF 37 (2:10) (Shotgun) T.Taylor pass short middle to L.McCoy to BUF 42 for 5 yards (R.Jones). Caught at BUF 40, crossing from left.
- 3-4-BUF 42 (1:33) (Shotgun) T.Taylor pass incomplete short left [C.Harris].
- Penalty on BUF-V.Ducasse, Offensive Holding, declined. Thrown away under pressure.*
- 4-4-BUF 42 (1:28) C.Schmidt punts 52 yards to MIA 6, Center-R.Ferguson, out of bounds.

Miami Dolphins at 1:19

- 1-10-MIA 6 (1:19) J.Cutler pass short middle to D.Parker to MIA 17 for 11 yards (E.Gaines). P4
- 1-10-MIA 17 (:36) (Shotgun) K.Drake right tackle to MIA 36 for 19 yards (R.Humber, J.Hughes). R5
- End of quarter - 1:39 pm

Miami Dolphins vs Buffalo Bills at Ralph Wilson Stadium

END OF QUARTER

	Score	Time Poss	First Downs				Efficiencies	
			R	P	X	T	3 Down	4 Down
Miami Dolphins	3	6:55	2	3	0	5	0/2	0/0
Buffalo Bills	7	8:05	3	3	0	6	2/4	0/0

Second Quarter

12/17/2017

Play By Play

Miami Dolphins continued.

1-10-MIA 36	(15:00) J.Cutler pass incomplete deep right to K.Stills. Overthrown, receiver along sideline at BUF 11.	
2-10-MIA 36	(14:51) (Shotgun) J.Cutler pass short middle to J.Landry to MIA 49 for 13 yards (M.Hyde, R.Humber). Shovel pass, caught at MIA 33, crossing from right.	P6
<u>1-10-MIA 49</u>	(14:14) (Shotgun) J.Grant right end to BUF 44 for 7 yards (P.Brown). Lateral.	
2-3-BUF 44	(13:33) (Shotgun) J.Cutler pass incomplete short right to J.Thomas (M.Hyde). Slant pattern, receiver and coverage at BUF 38.	
3-3-BUF 44	(13:30) (Shotgun) J.Cutler scrambles left guard to BUF 38 for 6 yards (J.Hughes).	R7
<u>1-10-BUF 38</u>	(12:51) K.Drake up the middle to BUF 33 for 5 yards (L.Alexander, J.Poyer).	
2-5-BUF 33	(12:10) (Shotgun) K.Drake up the middle to BUF 29 for 4 yards (E.Yarbrough).	
3-1-BUF 29	(11:28) M.Gray up the middle to BUF 27 for 2 yards (P.Brown).	R8
<u>1-10-BUF 27</u>	(10:44) (Shotgun) K.Drake right guard to BUF 30 for -3 yards (E.Yarbrough).	
2-13-BUF 30	(10:06) (Shotgun) J.Cutler pass incomplete deep left to J.Landry. Overthrown, receiver in flat at BUF 5.	
3-13-BUF 30	(10:01) (Shotgun) J.Cutler pass short left to D.Parker to BUF 23 for 7 yards (J.Hughes). WR screen, caught at BUF 32.	
4-6-BUF 23	(9:20) C.Parkey 41 yard field goal is GOOD, Center-J.Denney, Holder-M.Haack.	

MIA 6 BUF 7, 14 plays, 71 yards, 7:04 drive, 5:45 elapsed
--

C.Parkey kicks 65 yards from MIA 35 to end zone, Touchback. T.Cadet kneels 5 yds. into end zone.

Buffalo Bills at 9:15

1-10-BUF 25	(9:15) (Shotgun) L.McCoy right end to BUF 38 for 13 yards (R.Jones, C.Allen).	R7
<u>1-10-BUF 38</u>	(8:35) (Shotgun) T.Taylor pass incomplete short left to L.McCoy (T.McDonald). Pass tipped at line, receiver in flat at BUF 32.	
2-10-BUF 38	(8:27) (Shotgun) T.Taylor scrambles left end pushed ob at BUF 42 for 4 yards (K.Alonso).	
3-6-BUF 42	(7:52) (Shotgun) T.Taylor pass short middle to C.Clay to MIA 37 for 21 yards (T.McDonald, K.Alonso). Caught at BUF 46, slanting from left. Ran back to left after catch.	P8
<u>1-10-MIA 37</u>	(7:11) L.McCoy right guard to MIA 23 for 14 yards (K.Alonso). BUF-L.McCoy was injured during the play. His return is Probable.	R9
<u>1-10-MIA 23</u>	(6:51) T.Cadet left end to MIA 16 for 7 yards (X.Howard).	
2-3-MIA 16	(6:17) T.Taylor pass incomplete short right to D.Thompson. Thrown wide of receiver, along sideline at MIA 8.	
3-3-MIA 16	(6:10) (Shotgun) T.Taylor pass deep right to L.McCoy for 16 yards, TOUCHDOWN. Caught at goal line, slanting to sideline.	P10
	S.Hauschka extra point is GOOD, Center-R.Ferguson, Holder-C.Schmidt.	

MIA 6 BUF 14, 8 plays, 75 yards, 3:10 drive, 8:55 elapsed
--

S.Hauschka kicks 63 yards from BUF 35 to MIA 2. J.Grant to MIA 24 for 22 yards (S.Wright).

Miami Dolphins at 6:05, (1st play from scrimmage 5:57)

1-10-MIA 24	(5:57) K.Drake left tackle to MIA 24 for no gain (A.Washington, K.Williams).	
2-10-MIA 24	(5:14) (Shotgun) J.Cutler pass short left to K.Drake to MIA 26 for 2 yards (R.Davis; J.Poyer). Dump pass, caught at MIA 20. Timeout #1 by BUF at 04:41.	
3-8-MIA 26	(4:41) (Shotgun) J.Cutler pass short middle to J.Landry to MIA 39 for 13 yards (L.Johnson). Caught at MIA 34, crossing from right.	P9
<u>1-10-MIA 39</u>	(4:03) (Shotgun) K.Drake right end to MIA 34 for -5 yards (J.Hughes, M.Milano).	
2-15-MIA 34	(3:22) (Shotgun) J.Cutler pass short left to J.Landry to MIA 42 for 8 yards (C.Thornton). Caught at MIA 38.	
3-7-MIA 42	(2:37) (Shotgun) J.Cutler pass incomplete short left to D.Parker (E.Gaines). Receiver and coverage at BUF 44.	
4-7-MIA 42	(2:33) M.Haack punts 58 yards to end zone, Center-J.Denney, Touchback. Kick into end zone.	

Buffalo Bills at 2:23

1-10-BUF 20	(2:23) T.Taylor pass deep right to C.Clay to BUF 49 for 29 yards (T.McDonald). Caught near sideline at BUF 44.	P11
-------------	--	-----

Two-Minute Warning

<u>1-10-BUF 49</u>	(2:00) (Shotgun) T.Cadet up the middle to BUF 49 for no gain (N.Suh, R.Jones).	
2-10-BUF 49	(1:41) (No Huddle, Shotgun) T.Taylor pass short middle to T.Cadet to MIA 37 for 14 yards (B.McCain). Caught at MIA 46.	P12
<u>1-10-MIA 37</u>	(1:19) (No Huddle, Shotgun) T.Taylor pass short left to K.Benjamin to MIA 30 for 7 yards (X.Howard, K.Alonso). Caught at MIA 32, slanting to middle.	
2-3-MIA 30	(:56) (No Huddle, Shotgun) T.Taylor pass incomplete short right to C.Clay. Underthrown, receiver at MIA 26.	
3-3-MIA 30	(:55) (Shotgun) T.Taylor scrambles left end pushed ob at MIA 27 for 3 yards (K.Alonso). MIA-J.Phillips was injured during the play.	R13
	<i>PENALTY on MIA-A.Verner, Defensive Holding, 5 yards, enforced at MIA 27.</i>	X14
	Timeout #1 by MIA at 00:48. Charged due to injury inside 2-minute warning.	
<u>1-10-MIA 22</u>	(:48) (Shotgun) T.Taylor pass short middle to L.McCoy to MIA 9 for 13 yards (K.Alonso). Caught at MIA 20, crossing from left.	P15
	Timeout #2 by BUF at 00:40.	
<u>1-9-MIA 9</u>	(:40) (Shotgun) T.Taylor left end for 9 yards, TOUCHDOWN.	R16

Miami Dolphins vs Buffalo Bills at Ralph Wilson Stadium

S.Hauschka extra point is GOOD, Center-R.Ferguson, Holder-C.Schmidt.

MIA 6 BUF 21, 8 plays, 80 yards, 1 penalty, 1:50 drive, 14:27 elapsed

S.Hauschka kicks 64 yards from BUF 35 to MIA 1. J.Grant to MIA 22 for 21 yards (R.Humber, D.Lacey).

Miami Dolphins at 0:33, (1st play from scrimmage 0:26)

1-10-MIA 22 (:26) (Shotgun) J.Cutler pass incomplete short left to K.Drake. Thrown away under pressure by J.Hughes.

2-10-MIA 22 (:22) (Shotgun) J.Cutler pass short middle to J.Landry to MIA 30 for 8 yards (J.Poyer). Caught at MIA 22, slanting from left.

End of half - 2.24 pm

END OF QUARTER

	Score	Time Poss	First Downs				Efficiencies	
			R	P	X	T	3 Down	4 Down
Miami Dolphins	6	10:00	2	2	0	4	3/5	0/0
Buffalo Bills	21	5:00	4	5	1	10	3/3	0/0

Third Quarter

12/17/2017

Play By Play

MIA elects to Receive, and BUF elects to defend the East goal.

S.Hauschka kicks 65 yards from BUF 35 to end zone, Touchback. S.Perry fields ball 3 yds. into end zone, ran out of bounds in end zone.

Miami Dolphins at 15:00

- 1-10-MIA 25 (15:00) J.Cutler pass short right to A.Fasano to MIA 29 for 4 yards (J.Poyer, P.Brown). Flat pass, caught at MIA 29.
- 2-6-MIA 29 (14:18) (Shotgun) J.Cutler pass incomplete short left to K.Stills (L.Johnson). Receiver and tip near sideline at MIA 36.
- 3-6-MIA 29 (14:14) (Shotgun) J.Cutler pass deep right intended for K.Stills INTERCEPTED by J.Poyer at BUF 42. J.Poyer pushed ob at BUF 42 for no gain (K.Stills). Receiver overthrown.

Buffalo Bills at 14:06

- 1-10-BUF 42 (14:06) L.McCoy left guard to BUF 39 for -3 yards (C.Harris, N.Suh).
- 2-13-BUF 39 (13:26) (Shotgun) T.Taylor pass short right to C.Clay ran ob at BUF 44 for 5 yards. Dump pass, caught at BUF 44.
- 3-8-BUF 44 (12:54) (Shotgun) T.Taylor scrambles left end pushed ob at MIA 39 for 17 yards (R.Jones). R17
- 1-10-MIA 39 (12:18) T.Taylor pass incomplete deep right to Z.Jones [C.Harris]. Overthrown, receiver near sideline at MIA 14.
- 2-10-MIA 39 (12:10) L.McCoy left guard to MIA 36 for 3 yards (T.Fede).
- 3-7-MIA 36 (11:32) (Shotgun) T.Taylor pass incomplete deep right to D.Thompson. Thrown wide of receiver, 9 yds. into end zone.
- Timeout #1 by BUF at 11:23.
- 4-7-MIA 36 (11:23) (Shotgun) T.Taylor pass incomplete deep left to C.Clay. Overthrown, receiver near sideline at MIA 3.

Miami Dolphins at 11:18

- 1-10-MIA 36 (11:18) (Shotgun) J.Cutler pass short left to J.Grant to MIA 49 for 13 yards (A.Washington). Caught in flat at MIA 39. P10
- 1-10-MIA 49 (10:40) (Shotgun) J.Cutler pass short left to J.Landry to BUF 42 for 9 yards (M.Milano). Caught at BUF 44, slanting slightly from middle.
- 2-1-BUF 42 (10:05) (Shotgun) J.Cutler FUMBLES (Aborted) at BUF 47, and recovers at BUF 47. J.Cutler to BUF 40 for 7 yards (R.Davis). R11
- 1-10-BUF 40 (9:25) (Shotgun) J.Cutler pass short right to K.Drake to BUF 42 for -2 yards (P.Brown, R.Davis) [M.Milano]. Screen pass, caught at BUF 47.
- 2-12-BUF 42 (8:46) (Shotgun) J.Cutler pass short left to J.Thomas to BUF 38 for 4 yards (E.Gaines). BUF-E.Gaines was injured during the play. He is Out. Out -pattern, caught at BUF 43. E.Gaines assisted off.
- 3-8-BUF 38 (8:06) (Shotgun) J.Cutler pass incomplete short left to D.Parker [E.Yarbrough]. Thrown wide of receiver at BUF 23.
- 4-8-BUF 38 (8:01) (Shotgun) J.Cutler pass short left intended for K.Stills INTERCEPTED by S.Wright at BUF 23. S.Wright to MIA 31 for 46 yards. FUMBLES, and recovers at MIA 24. S.Wright to MIA 23 for 1 yard (J.Thomas).

Buffalo Bills at 7:46

- 1-10-MIA 23 (7:46) T.Taylor pass short right to B.Tate to MIA 2 for 21 yards (T.McDonald). Screen pass, caught at MIA 25. P18
- 1-2-MIA 2 (7:15) L.McCoy right guard to MIA 3 for -1 yards (N.Suh).
- 2-3-MIA 3 (6:40) T.Taylor pass incomplete short left to P.DiMarco [K.Alonso]. Underthrown under pressure, receiver crossing to flat at MIA 3.
- 3-3-MIA 3 (6:36) (Shotgun) L.McCoy up the middle to MIA 1 for 2 yards (C.Wake; L.Timmons).
- 4-1-MIA 1 (5:56) (Run formation) Penalty on BUF-R.Groy, False Start, declined.
- PENALTY on BUF-J.Mills, Unsportsmanlike Conduct, 15 yards, enforced at MIA 1 - No Play.
- 4-16-MIA 16 (5:44) S.Hauschka 34 yard field goal is GOOD, Center-R.Ferguson, Holder-C.Schmidt.

MIAMI 6 BUF 24, 5 plays, 7 yards, 2:06 drive, 9:20 elapsed

S.Hauschka kicks 65 yards from BUF 35 to end zone, Touchback. S.Perry kneels 3 yds. into end zone.

Miami Dolphins at 5:40

- 1-10-MIA 25 (5:40) K.Drake up the middle to MIA 24 for -1 yards (R.Humber, C.Thornton).
- 2-11-MIA 24 (5:02) (Shotgun) J.Cutler pass incomplete short left to K.Drake. Thrown wide of receiver at MIA 27.
- 3-11-MIA 24 (4:58) (Shotgun) J.Cutler pass short right to J.Landry to MIA 29 for 5 yards (L.Johnson). Caught near sideline at MIA 29.
- 4-6-MIA 29 (4:19) M.Haack punts 39 yards to BUF 32, Center-J.Denney, downed by MIA-W.Aikens.

Buffalo Bills at 4:06

- 1-10-BUF 32 (4:06) L.McCoy left tackle to BUF 31 for -1 yards (C.Harris, T.McDonald).
- 2-11-BUF 31 (3:35) (Shotgun) PENALTY on MIA-N.Suh, Defensive Offside, 5 yards, enforced at BUF 31 - No Play.
- 2-6-BUF 36 (3:14) L.McCoy left guard to BUF 41 for 5 yards (D.Godchaux).
- 3-1-BUF 41 (2:35) T.Cadet left guard to BUF 46 for 5 yards (C.Harris). R19
- 1-10-BUF 46 (2:02) T.Taylor sacked at BUF 35 for -11 yards (X.Howard).
- 2-21-BUF 35 (1:23) (Shotgun) T.Taylor pass short right to K.Benjamin to BUF 48 for 13 yards (K.Alonso). Caught at BUF 47, crossing to middle.
- 3-8-BUF 48 (:44) (Shotgun) T.Taylor pass incomplete deep right to Z.Jones (A.Verner). Receiver and coverage near sideline at MIA 16.
- 4-8-BUF 48 (:38) C.Schmidt punts 51 yards to MIA 1, Center-R.Ferguson, downed by BUF-A.Holmes. Ball saved by L.Pitts at MIA 1.

Miami Dolphins at 0:27

- 1-10-MIA 1 (:27) M.Gray up the middle to MIA 6 for 5 yards (L.Alexander, R.Humber).
- End of quarter - 3.16 pm

Miami Dolphins vs Buffalo Bills at Ralph Wilson Stadium

END OF QUARTER

	Score	Time Poss	First Downs				Efficiencies	
			R	P	X	T	3 Down	4 Down
Miami Dolphins	6	6:27	1	1	0	2	0/3	0/1
Buffalo Bills	24	8:33	2	1	0	3	2/5	0/1

Fourth Quarter

12/17/2017

Play By Play

Miami Dolphins continued.

2-5-MIA 6	(15:00) (Shotgun) J.Cutler pass short right to J.Landry pushed ob at MIA 12 for 6 yards (P.Brown). Caught in flat at MIA 7.	P12
<u>1-10-MIA 12</u>	(14:40) (Shotgun) J.Cutler pass deep right to D.Parker to MIA 48 for 36 yards (T.White). Caught in flat at MIA 48.	P13
<u>1-10-MIA 48</u>	(14:09) (No Huddle, Shotgun) J.Cutler pass short middle to D.Parker to BUF 40 for 12 yards (S.Wright).	
	<i>PENALTY on MIA-J.Landry, Offensive Pass Interference, 10 yards, enforced at MIA 48 - No Play.</i>	
	<i>PENALTY on MIA-J.Landry, Unsportsmanlike Conduct, 15 yards, enforced between downs.</i>	
1-35-MIA 23	(13:56) (Shotgun) K.Drake left tackle to MIA 35 for 12 yards (C.Thornton; A.Washington).	
2-23-MIA 35	(13:18) (No Huddle, Shotgun) J.Cutler pass short right to D.Parker to BUF 47 for 18 yards (P.Brown, T.White). Caught in flat at MIA 39, slanting away from sideline.	
3-5-BUF 47	(12:38) (No Huddle, Shotgun) J.Cutler sacked at MIA 45 for -8 yards. FUMBLES, and recovers at MIA 44. J.Cutler to MIA 44 for no gain (L.Alexander).	
4-14-MIA 44	(11:50) M.Haack punts 49 yards to BUF 7, Center-J.Denney, downed by MIA-W.Aikens.	

Buffalo Bills at 11:37

1-10-BUF 7	(11:37) L.McCoy up the middle to BUF 8 for 1 yard (C.Allen, T.Fede).	
2-9-BUF 8	(10:59) L.McCoy right guard to BUF 6 for -2 yards (C.Malveaux).	
3-11-BUF 6	(10:23) (Shotgun) T.Taylor pass short right to C.Clay to BUF 10 for 4 yards (S.Anthony). Caught near sideline at BUF 7.	
4-7-BUF 10	(9:46) C.Schmidt punts 42 yards to MIA 48, Center-R.Ferguson. J.Grant to BUF 26 for 26 yards (D.Lacey).	
	<i>PENALTY on BUF-D.Lacey, Horse Collar Tackle, 13 yards, enforced at BUF 26.</i>	

Miami Dolphins at 9:32

1-10-BUF 13	(9:32) (Shotgun) K.Drake right guard to BUF 3 for 10 yards (T.White).	R14
<u>1-3-BUF 3</u>	(9:11) (Shotgun) J.Cutler FUMBLES (Aborted) at BUF 8, and recovers at BUF 8. J.Cutler pass incomplete short middle to D.Parker (T.White). Receiver and coverage 6 yds. into end zone.	
2-3-BUF 3	(9:07) K.Drake up the middle to BUF 1 for 2 yards (R.Davis, T.White).	
3-1-BUF 1	(8:25) K.Drake right end pushed ob at BUF 1 for no gain (L.Johnson).	
	<i>PENALTY on BUF-A.Washington, Unsportsmanlike Conduct, 0 yards, enforced at BUF 1.</i>	X15
<u>1-1-BUF 1</u>	(8:06) (Shotgun) J.Cutler pass incomplete short right to J.Thomas. Dropped, receiver in front corner of end zone.	
2-1-BUF 1	(8:02) K.Drake up the middle for 1 yard, TOUCHDOWN.	R16
	C.Parkey extra point is GOOD, Center-J.Denney, Holder-M.Haack.	

MIA 13 BUF 24, 6 plays, 13 yards, 1 penalty, 1:35 drive, 7:03 elapsed
--

C.Parkey kicks 55 yards from MIA 35 to BUF 10. B.Tate to BUF 18 for 8 yards.

PENALTY on MIA-M.Hull, Unnecessary Roughness, 15 yards, enforced at BUF 18.

Buffalo Bills at 7:57, (1st play from scrimmage 7:53)

1-10-BUF 33	(7:53) T.Taylor pass short left to D.Thompson pushed ob at BUF 49 for 16 yards (B.McCain). Caught at BUF 36, crossing to sideline.	P20
<u>1-10-BUF 49</u>	(7:18) L.McCoy left tackle to BUF 46 for -3 yards (N.Suh, T.McDonald). MIA-T.McDonald was injured during the play. His return is Questionable. T.McDonald assisted off.	
2-13-BUF 46	(6:51) T.Taylor pass incomplete short left to C.Clay. TE screen, thrown behind receiver at BUF 42.	
3-13-BUF 46	(6:46) (Shotgun) T.Taylor scrambles left end to MIA 44 for 10 yards (S.Anthony).	
	<i>PENALTY on MIA-X.Howard, Illegal Use of Hands, 5 yards, enforced at MIA 44.</i>	X21
<u>1-10-MIA 39</u>	(6:18) L.McCoy right tackle to MIA 33 for 6 yards (B.McCain).	
2-4-MIA 33	(5:36) L.McCoy left guard to MIA 31 for 2 yards (L.Timmons, R.Jones).	
	Timeout #2 by BUF at 04:49.	
3-2-MIA 31	(4:49) L.McCoy left tackle to MIA 36 for -5 yards (X.Howard).	
	Timeout #1 by MIA at 04:40.	
4-7-MIA 36	(4:40) C.Schmidt punts 22 yards to MIA 14, Center-R.Ferguson, out of bounds.	

Miami Dolphins at 4:33

1-10-MIA 14	(4:33) (Shotgun) J.Cutler pass short right to D.Parker to MIA 27 for 13 yards (J.Poyer). Caught at MIA 27, slanting to middle.	P17
<u>1-10-MIA 27</u>	(4:08) (No Huddle, Shotgun) J.Cutler pass incomplete short right to K.Drake. Thrown high, receiver near sideline at MIA 32.	
2-10-MIA 27	(4:03) (Shotgun) J.Cutler pass short left to K.Stills to MIA 35 for 8 yards (P.Brown). WR screen, caught at MIA 26.	
3-2-MIA 35	(3:31) (No Huddle, Shotgun) J.Cutler pass short left to J.Landry to MIA 48 for 13 yards (L.Johnson). Caught at MIA 47, crossing from middle.	P18
<u>1-10-MIA 48</u>	(3:04) (No Huddle, Shotgun) J.Cutler pass incomplete deep right to K.Stills. Overthrown, receiver along sideline at BUF 10.	
2-10-MIA 48	(2:57) (Shotgun) J.Cutler sacked at MIA 39 for -9 yards (N.Capi). FUMBLES (N.Capi), and recovers at MIA 33. J.Cutler to MIA 33 for no gain (R.Davis).	
3-25-MIA 33	(2:10) (Shotgun) J.Cutler pass short left to K.Drake to MIA 44 for 11 yards (L.Alexander). Dump pass, caught at MIA 35.	

Two-Minute Warning

Miami Dolphins vs Buffalo Bills at Ralph Wilson Stadium

- 4-14-MIA 44 (2:00) (Shotgun) J.Cutler pass deep middle to J.Landry to BUF 39 for 17 yards (L.Johnson) [L.Alexander]. Caught at BUF 39, slanting from right. P19
Timeout #2 by MIA at 01:52.
- 1-10-BUF 39 (1:52) (Shotgun) J.Cutler pass short left to K.Drake to BUF 30 for 9 yards (L.Johnson). Caught at BUF 34, slanting to middle after catch.
- 2-1-BUF 30 (1:28) (No Huddle, Shotgun) J.Cutler pass short middle to K.Drake to BUF 25 for 5 yards (P.Brown). Dump pass, caught at BUF 29. P20
Timeout #3 by MIA at 01:23.
- 1-10-BUF 25 (1:23) (Shotgun) J.Cutler pass incomplete short right to K.Drake. Dropped, receiver in flat at BUF 21.
- 2-10-BUF 25 (1:18) (Shotgun) J.Cutler pass incomplete deep right to D.Parker (T.White). Thrown wide of receiver, coverage near sideline 7 yds. into end zone. Pressure on QB: E.Yarbrough.
- 3-10-BUF 25 (1:12) (Shotgun) J.Cutler pass short left to K.Drake pushed ob at BUF 15 for 10 yards (M.Milano). Caught near sideline at BUF 24. P21
- 1-10-BUF 15 (1:05) (Shotgun) J.Cutler pass short middle to J.Landry to BUF 8 for 7 yards (L.Johnson). Caught at BUF 9.
- 2-3-BUF 8 (:51) (No Huddle, Shotgun) J.Cutler pass incomplete short left to D.Parker. Overthrown, receiver along sideline 5 yds. into end zone.
- 3-3-BUF 8 (:47) (Shotgun) J.Cutler pass incomplete short middle to J.Landry (J.Poyer). Receiver and coverage at goal line.
- 4-3-BUF 8 **(:43) C.Parkey 26 yard field goal is GOOD, Center-J.Denney, Holder-M.Haack.**

MIA 16 BUF 24, 17 plays, 78 yards, 3:54 drive, 14:21 elapsed

(Onside Kick formation) C.Parkey kicks onside 2 yards from MIA 35 to MIA 37, impetus ends at MIA 42. RECOVERED by MIA-M.Haack. Kickoff touched by P.Brown at MIA 42.

Miami Dolphins at 0:39, (1st play from scrimmage 0:37)

- 1-10-MIA 37 (:37) (Shotgun) J.Cutler pass deep right intended for D.Parker INTERCEPTED by T.White [L.Alexander] at BUF 44. T.White to MIA 47 for 9 yards.

Buffalo Bills at 0:28

- 1-10-MIA 47 (:28) T.Taylor kneels to MIA 48 for -1 yards.
- End of game - 4:07 pm

END OF QUARTER

	Score	Time Poss	First Downs				Efficiencies	
			R	P	X	T	3 Down	4 Down
Miami Dolphins	16	9:03	2	7	1	10	2/6	1/1
Buffalo Bills	24	5:57	0	1	1	2	0/3	0/0

Miscellaneous Statistics Report

Miami Dolphins vs Buffalo Bills
12/17/2017 at Ralph Wilson Stadium

Ten Longest Plays for Miami Dolphins

Yards	Qtr	Play Start	Play Description
36	4	1-10-MIA 12	(14:40) (Shotgun) J.Cutler pass deep right to D.Parker to MIA 48 for 36 yards (T.White). Caught in flat at MIA 48.
31	1	2-6-BUF 44	(5:58) K.Drake right end pushed ob at BUF 13 for 31 yards (M.Hyde).
19	1	1-10-MIA 17	(:36) (Shotgun) K.Drake right tackle to MIA 36 for 19 yards (R.Humber, J.Hughes).
18	4	2-23-MIA 35	(13:18) (No Huddle, Shotgun) J.Cutler pass short right to D.Parker to BUF 47 for 18 yards (P.Brown, T.White). Caught in flat at MIA 39, slanting away from sideline.
17	4	4-14-MIA 44	(2:00) (Shotgun) J.Cutler pass deep middle to J.Landry to BUF 39 for 17 yards (L.Johnson) [L.Alexander]. Caught at BUF 39, slanting from right.
13	2	2-10-MIA 36	(14:51) (Shotgun) J.Cutler pass short middle to J.Landry to MIA 49 for 13 yards (M.Hyde, R.Humber). Shovel pass, caught at MIA 33, crossing from right.
13	2	3-8-MIA 26	(4:41) (Shotgun) J.Cutler pass short middle to J.Landry to MIA 39 for 13 yards (L.Johnson). Caught at MIA 34, crossing from right.
13	3	1-10-MIA 36	(11:18) (Shotgun) J.Cutler pass short left to J.Grant to MIA 49 for 13 yards (A.Washington). Caught in flat at MIA 39.
13	4	1-10-MIA 14	(4:33) (Shotgun) J.Cutler pass short right to D.Parker to MIA 27 for 13 yards (J.Poyer). Caught at MIA 27, slanting to middle.
13	4	3-2-MIA 35	(3:31) (No Huddle, Shotgun) J.Cutler pass short left to J.Landry to MIA 48 for 13 yards (L.Johnson). Caught at MIA 47, crossing from middle.

Ten Longest Plays for Buffalo Bills

Yards	Qtr	Play Start	Play Description
29	2	1-10-BUF 20	(2:23) T.Taylor pass deep right to C.Clay to BUF 49 for 29 yards (T.McDonald). Caught near sideline at BUF 44.
25	1	1-10-MIA 29	(11:00) T.Taylor pass deep right to N.O'Leary to MIA 4 for 25 yards (T.McDonald). Caught near sideline at MIA 11.
21	2	3-6-BUF 42	(7:52) (Shotgun) T.Taylor pass short middle to C.Clay to MIA 37 for 21 yards (T.McDonald, K.Alonso). Caught at BUF 46,
21	3	1-10-MIA 23	(7:46) T.Taylor pass short right to B.Tate to MIA 2 for 21 yards (T.McDonald). Screen pass, caught at MIA 25.
17	3	3-8-BUF 44	(12:54) (Shotgun) T.Taylor scrambles left end pushed ob at MIA 39 for 17 yards (R.Jones).
16	2	3-3-MIA 16	(6:10) (Shotgun) T.Taylor pass deep right to L.McCoy for 16 yards, TOUCHDOWN. Caught at goal line, slanting to sideline.
16	4	1-10-BUF 33	(7:53) T.Taylor pass short left to D.Thompson pushed ob at BUF 49 for 16 yards (B.McCain). Caught at BUF 36, crossing to
15	4	3-13-BUF 46	(6:46) (Shotgun) T.Taylor scrambles left end to MIA 44 for 10 yards (S.Anthony).
14	2	1-10-MIA 37	(7:11) L.McCoy right guard to MIA 23 for 14 yards (K.Alonso). BUF-L.McCoy was injured during the play. His return is
14	2	2-10-BUF 49	(1:41) (No Huddle, Shotgun) T.Taylor pass short middle to T.Cadet to MIA 37 for 14 yards (B.McCain). Caught at MIA 46.

Touchdown Scoring Information

		Offense	Defense	Special Teams
VISITOR	Miami Dolphins	1	0	0
HOME	Buffalo Bills	3	0	0

Player Scoring Information

Club	Player	TD	Rush TD	Rec TD	KO TD	Punt TD	Int TD	Fum TD	Misc TD	FG	XP	2Pt Rush	2Pt Rec	Sfty	Points
MIA	C.Parkey	0	0	0	0	0	0	0	0	3	1	0	0	0	10
MIA	K.Drake	0	1	0	0	0	0	0	0	0	0	0	0	0	6
BUF	L.McCoy	0	1	1	0	0	0	0	0	0	0	0	0	0	12
BUF	T.Taylor	0	1	0	0	0	0	0	0	0	0	0	0	0	6
BUF	S.Hauschka	0	0	0	0	0	0	0	0	1	3	0	0	0	6

Possession Detail

	First Half		Second Half		Game	
	Visitor	Home	Visitor	Home	Visitor	Home
Largest Lead	0	15	0	18	0	18
Drives Leading	0	4	0	6	0	10
Time of Possession Leading	0:00	8:17	0:00	14:30	0:00	22:47
Largest Deficit	-15	0	-18	0	-18	0
Drives Trailing	5	0	7	0	12	0
Time of Possession Trailing	16:55	0:00	15:30	0:00	32:25	0:00
Times Score Tied Up		0		0		0
Lead Changes		1		0		1



NFL STANDINGS

AMERICAN FOOTBALL CONFERENCE											
EAST DIVISION											
TEAM	W	L	T	PCT	PF	PA	HOME	AWAY	CONF	DIV	STREAK
y-New England Patriots	11	3	0	.786	395	274	4-2-0	7-1-0	8-2-0	3-1-0	Won 1
Buffalo Bills	8	6	0	.571	264	306	6-2-0	2-4-0	6-4-0	2-2-0	Won 2
MIAMI DOLPHINS	6	8	0	.429	252	342	4-3-0	2-5-0	5-5-0	2-3-0	LOST 1
New York Jets	5	9	0	.357	285	342	4-3-0	1-6-0	5-5-0	2-3-0	Lost 2
NORTH DIVISION											
TEAM	W	L	T	PCT	PF	PA	HOME	AWAY	CONF	DIV	STREAK
y-Pittsburgh Steelers	11	3	0	.786	344	278	5-2-0	6-1-0	8-2-0	5-0-0	Lost 1
Baltimore Ravens	8	6	0	.571	345	256	4-2-0	4-4-0	6-4-0	3-2-0	Won 1
Cincinnati Bengals	5	9	0	.357	233	305	3-4-0	2-5-0	5-6-0	2-3-0	Lost 3
Cleveland Browns	0	14	0	.000	207	362	0-8-0	0-6-0	0-11-0	0-5-0	Lost 14
SOUTH DIVISION											
TEAM	W	L	T	PCT	PF	PA	HOME	AWAY	CONF	DIV	STREAK
x-Jacksonville Jaguars	10	4	0	.714	374	209	6-2-0	4-2-0	9-2-0	4-1-0	Won 3
Tennessee Titans	8	6	0	.571	296	319	5-1-0	3-5-0	7-4-0	4-1-0	Lost 2
Houston Texans	4	10	0	.286	319	380	3-4-0	1-6-0	3-7-0	1-4-0	Lost 4
Indianapolis Colts	3	11	0	.214	225	368	2-5-0	1-6-0	2-8-0	1-4-0	Lost 5
WEST DIVISION											
TEAM	W	L	T	PCT	PF	PA	HOME	AWAY	CONF	DIV	STREAK
Kansas City Chiefs	8	6	0	.571	359	302	5-2-0	3-4-0	6-4-0	4-1-0	Won 2
Los Angeles Chargers	7	7	0	.500	311	255	4-3-0	3-4-0	4-6-0	2-3-0	Lost 1
Oakland Raiders	6	8	0	.429	281	324	4-4-0	2-4-0	5-6-0	2-3-0	Lost 2
Denver Broncos	5	9	0	.357	254	328	4-3-0	1-6-0	4-7-0	2-3-0	Won 2

NATIONAL FOOTBALL CONFERENCE											
EAST DIVISION											
TEAM	W	L	T	PCT	PF	PA	HOME	AWAY	CONF	DIV	STREAK
y-Philadelphia Eagles	12	2	0	.857	438	279	6-0-0	6-2-0	10-1-0	5-0-0	Won 2
Dallas Cowboys	8	6	0	.571	336	311	3-4-0	5-2-0	6-4-0	4-1-0	Won 3
Washington Redskins	6	8	0	.429	305	359	4-3-0	2-5-0	5-6-0	1-4-0	Won 1
New York Giants	2	12	0	.143	228	355	1-6-0	1-6-0	0-10-0	0-5-0	Lost 4
NORTH DIVISION											
TEAM	W	L	T	PCT	PF	PA	HOME	AWAY	CONF	DIV	STREAK
y-Minnesota Vikings	11	3	0	.786	343	242	6-1-0	5-2-0	8-2-0	3-1-0	Won 1
Detroit Lions	8	6	0	.571	358	339	3-4-0	5-2-0	7-4-0	4-1-0	Won 2
Green Bay Packers	7	7	0	.500	309	333	4-3-0	3-4-0	5-5-0	2-2-0	Lost 1
Chicago Bears	4	10	0	.286	234	294	2-5-0	2-5-0	1-10-0	0-5-0	Lost 1
SOUTH DIVISION											
TEAM	W	L	T	PCT	PF	PA	HOME	AWAY	CONF	DIV	STREAK
New Orleans Saints	10	4	0	.714	401	282	6-1-0	4-3-0	7-3-0	3-1-0	Won 1
Carolina Panthers	10	4	0	.714	331	286	5-2-0	5-2-0	6-4-0	2-2-0	Won 2
Atlanta Falcons	9	5	0	.643	318	282	4-3-0	5-2-0	8-2-0	3-1-0	Won 2
Tampa Bay Buccaneers	4	10	0	.286	285	336	3-4-0	1-6-0	2-8-0	0-4-0	Lost 4
WEST DIVISION											
TEAM	W	L	T	PCT	PF	PA	HOME	AWAY	CONF	DIV	STREAK
Los Angeles Rams	10	4	0	.714	438	272	4-3-0	6-1-0	7-4-0	4-1-0	Won 1
Seattle Seahawks	8	6	0	.571	321	294	4-3-0	4-3-0	6-4-0	4-1-0	Lost 2
Arizona Cardinals	6	8	0	.429	246	337	4-3-0	2-5-0	3-7-0	2-3-0	Lost 1
San Francisco 49ers	4	10	0	.286	253	337	2-5-0	2-5-0	2-9-0	0-5-0	Won 3

x - Clinched Playoffs; y - Clinched Division; z - Clinched Conference