



# JACKSONVILLE JAGUARS AT SAN FRANCISCO 49ERS

2017 NFL WEEK 16 GAME RELEASE  
SUNDAY, DECEMBER 24 | 4:05 PM EST | LEVI'S STADIUM



FOR IMMEDIATE RELEASE

TUESDAY, DEC. 19, 2017



## JACKSONVILLE JAGUARS (10-4) vs. SAN FRANCISCO 49ERS (4-10)

SUNDAY, DEC. 24, 2017 • 4:05 P.M. EST • LEVI'S STADIUM (68,500)



Tad Dickman - Sr. Manager, Public Relations • Amanda Holt - Business Public Relations Strategy Manager • Alex Brooks - Public Relations Coordinator  
 Andy Esworthy - Public Relations Assistant • Gaby Moran - Public Relations Assistant • Dan Edwards - Sr. Vice President, Communications



### THE OVERVIEW

In Week 16, the Jacksonville Jaguars (10-4) head west to California to face the San Francisco 49ers (4-10) in a matchup of two of the NFL's hottest teams, both of whom have won three consecutive games entering Sunday's contest. The Jaguars, who are headed to the playoffs for the first time since 2007 following a 45-7 victory over Houston in Week 15, have won seven of their last eight games. With a win on Sunday over the 49ers, the Jaguars will clinch their first division title since 1999, when then-Head Coach **Tom Coughlin**, now the team's Executive Vice President of Football Operations, led the team to a 14-2 record and an AFC Central title. The Jaguars are returning to the playoffs for the first time since the 2007 season and the seventh time in the franchise's 23-year history (1996, 1997, 1998, 1999, 2005, 2007 and 2017). Following their Week 15 victory over Houston, the Jaguars now have four divisional wins in 2017 (4-1) and have won four games in the AFC South for the second time in franchise history and the first time since 2005 (4-2). Last Sunday's victory also gave the Jaguars their first 10-win season since 2007 (11-5), as well as their first season with at least six home victories since 2007 (also 6-2). **Doug Marrone** is 11-5 during his tenure as the head coach of the Jaguars, including a 1-1 record as the interim head coach in 2016. Marrone is now 4-0 in December as the head coach for the Jaguars (3-0 in 2017; 1-0 in 2016).



### DEFENSE LEADS THE WAY

The Jaguars continue to lead the NFL in a number of defensive categories, including points allowed per game (14.9), passing yards allowed per game (168.9), sacks (51) and forced fumbles (17). The Jaguars rank second in takeaways (31), second in interceptions (20), third in yards allowed per game (284.1) and fourth in fumble recoveries (10). The Jaguars' 30 defensive takeaways are their most in a season in franchise history, their 20 interceptions are tied for the most in a season in franchise history (20 in 2006 and 2007) and their 51 sacks are the second-most in franchise history (57 in 1999). The Jaguars have scored 123 points off takeaways in 2017, the most in the NFL, and their six defensive touchdowns are also tops in the NFL.

The Jaguars have allowed 209 points this season, their second-fewest in franchise history entering Week 16 and the fewest since the 1999 team allowed 169 points through 14 games. The Jaguars have not allowed a TD on their opponents' opening offensive possession in 21 straight games, and are the only team in the NFL this season to not allow a TD on their opponents' opening offensive possession. The Jaguars have not allowed an opening drive score by the opponents' offense in 12 of 14 games this season and the Jaguars did not allow a single point on their opponents' opening offensive possession in eight home games this season. The Jaguars, who shut out the Texans in the first quarter of Week 15, have held their opponents scoreless in the first quarter in 9 of 14 games this season. The Jaguars allowed seven points against the Texans, and Jacksonville has now allowed 10 or fewer points in eight of 14 games this season, and join the 2000 Ravens (10 games), the 2005 Bears (nine games) and the 2002 Buccaneers (eight games) as the only teams to allow 10 or fewer points in at least eight of the first 14 games of a season since 2000.



### AFC SOUTH 2017 STANDINGS

Team	W	L	T	PF	PA	Home	Road	Div	Conf	Streak
Jacksonville-x	10	4	0	374	209	6-2-0	4-2-0	4-1-0	9-2-0	3W
Tennessee	8	6	0	296	319	5-1-0	3-5-0	4-1-0	7-4-0	2L
Houston	4	10	0	319	380	3-4-0	1-6-0	1-4-0	3-7-0	4L
Indianapolis	3	11	0	225	368	2-5-0	1-6-0	1-4-0	2-8-0	5L

x - Clinched playoffs



### ON THE CALL

**TV BROADCAST INFORMATION:** This Sunday's game will be broadcast regionally on CBS, locally on WJAX 47. **Andrew Catalon** will handle the play-by-play duties with **James Lofton** providing analysis.

**NATIONAL RADIO BROADCAST INFORMATION:** Westwood One will broadcast this week's game. **Ryan Radtke** and **Brady Poppinga** will call the game. **Scott Graham** will host the pregame and halftime shows.

**RADIO BROADCAST INFORMATION:** WJXL 1010-AM/92.5-FM returned as the team's radio broadcast partner in 2017, along with simulcast partner WGNE 99.9-FM. Jaguars radio broadcasts feature play-by-play announcer **Frank Frangie** joining former Jaguars **Jeff Lageman** and **Tony Boselli** in the booth, with **Rick Ballou** reporting from the sidelines. Jaguars.com reporter **J.P. Shadrick** co-hosts game day studio coverage alongside **Mike Dempsey** for the Jaguars radio network. The Publix tailgate show starts the gameday broadcast three hours prior to kickoff.



### MEDIA SCHEDULE

#### Wednesday, Dec. 20

10:45 a.m. .... Head Coach **Doug Marrone** available in TV studio  
 11:45 a.m.-12:05 p.m. Practice open to media on practice fields  
 1:30-2:15 p.m. .... Locker room open for interviews  
 2:15 p.m. .... QB **Blake Bortles** available in TV studio

#### WEDNESDAY CONFERENCE CALLS

49ers: HC **Kyle Shanahan** at 3:45 p.m.

#### Thursday, Dec. 21

11:45 a.m.-12:05 p.m. Practice open to media on practice fields  
 1:30 p.m. .... OC **Nathaniel Hackett**, DC **Todd Wash** & **Joe DeCamillis** available  
 1:30-2:15 p.m. .... Locker room open for interviews

#### Friday, Dec. 22

10:50-11:10 a.m. .... Practice open to media on practice field  
 12:25 p.m. .... Head Coach **Doug Marrone** available to media  
 12:25-1:10 p.m. .... Locker room open to media

#### Saturday, Dec. 23

Travel day: no media availability

#### Sunday, Dec. 24

4:05 p.m. .... Kickoff vs. San Francisco 49ers



### BORTLES IN DECEMBER

Fourth-year QB **Blake Bortles** has been outstanding in recent weeks and threw for 326 yards and three TDs on 21 of 29 passing (72.4 comp. pct.) for a career-high 143.8 passer rating in Sunday's victory over Houston. Bortles is 3-0 in December this season and over the last three games, (Weeks 13-15) has completed 65 of 91 passes (71.4 comp. pct.) for 903 yards (301 passing yards per game), seven TDs and zero INTs for a passer rating of 128.6. Bortles' passer rating of 128.6 is the highest in the NFL since Week 13 among QBs with at least 20 pass attempts, and he is the only QB to throw for at least seven TDs with zero INTs over the last three games. In the red zone this season, Bortles has completed 26 of 47 passes (55.3 comp. pct.) for 186 yards, 16 TDs and zero INTs for a passer rating of 104.3. Bortles joins **Carson Wentz** (23 TDs), **Tom Brady** (22 TDs) and **Jared Goff** (20 TDs) as the only QBs in the NFL to throw at least 15 TD passes with zero INTs in the red zone in 2017. Bortles became the first player in franchise history to throw for multiple TDs and zero INTs with a passer rating of 100-plus in three consecutive games.

# MEDIA INFORMATION

## 2017 REGULAR SEASON SCHEDULE

Date	Opponent	Time/Result
Sun. Sept. 10	at Houston Texans	W, 29-7
Sun. Sept. 17	<b>TENNESSEE TITANS</b>	<b>L, 16-37</b>
Sun. Sept. 24	<b>BALTIMORE RAVENS</b>	<b>W, 44-7</b>
Sun. Oct. 1	at New York Jets	L, 20-23 (OT)
Sun. Oct. 8	at Pittsburgh Steelers	W, 30-9
Sun. Oct. 15	<b>LOS ANGELES RAMS</b>	<b>L, 17-27</b>
Sun. Oct. 22	at Indianapolis Colts	W, 27-0
Sun. Oct. 29	BYE WEEK	
Sun. Nov. 5	<b>CINCINNATI BENGALS</b>	<b>W, 23-7</b>
Sun. Nov. 12	<b>LOS ANGELES CHARGERS</b>	<b>W, 20-17 (OT)</b>
Sun. Nov. 19	at Cleveland Browns	W, 19-7
Sun. Nov. 26	at Arizona Cardinals	L, 24-27
Sun. Dec. 3	<b>INDIANAPOLIS COLTS</b>	<b>W, 30-10</b>
Sun. Dec. 10	<b>SEATTLE SEAHAWKS</b>	<b>W, 30-24</b>
Sun. Dec. 17	<b>HOUSTON TEXANS</b>	<b>W, 45-7</b>
Sun. Dec. 24	at San Francisco 49ers	4:05 p.m. (CBS)
Sun. Dec. 31	at Tennessee Titans	1 p.m. (CBS)

All Game Times Eastern • Bold games: HOME

## NFL WEEK 16 SCHEDULE

### Saturday, December 23

Indianapolis at Baltimore .....4:30 p.m.  
Minnesota at Green Bay.....8:30 p.m.

### Sunday, December 24

Tampa Bay at Carolina..... 1 p.m.  
Cleveland at Chicago..... 1 p.m.  
Detroit at Cincinnati..... 1 p.m.  
Miami at Kansas City..... 1 p.m.  
Buffalo at New England ..... 1 p.m.  
Atlanta at New Orleans..... 1 p.m.  
Los Angeles Chargers at New York Jets... 1 p.m.  
Los Angeles Rams at Tennessee ..... 1 p.m.  
Denver at Washington ..... 1 p.m.  
**Jacksonville at San Francisco..... 4:05 p.m.**  
New York Giants at Arizona .....4:25 p.m.  
Seattle at Dallas.....4:25 p.m.

### Monday, December 25

Pittsburgh at Houston.....4:30 p.m.  
Oakland at Philadelphia.....8:30 p.m.

All Game Times Eastern

## PRONUNCIATION GUIDE

<b>Eli Ankou</b>	EE-lee ANN-koo
<b>A.J. Bouye</b>	BOY-yay
<b>A.J. Cann</b>	CAN
<b>Calais Campbell</b>	kuh-LAY-us
<b>Marcell Dareus</b>	DAR-ee-us
<b>Tashaun Gipson</b>	tuh-SHAWN
<b>Colin Holba</b>	HOLE-buh
<b>Abry Jones</b>	A-bree
<b>Josh Lambo</b>	lam-BOH
<b>Lerentee McCray</b>	luh-ren-TAY
<b>Jaydon Mickens</b>	jay-DON
<b>Yannick Ngakoue</b>	yah-NEEK in-GAH-kway
<b>Patrick Omameh</b>	oh-MAH-may
<b>Jermei Parnell</b>	Jeremy
<b>William Poehls</b>	pails
<b>Paul Posluszny</b>	puz-LUZ-nee
<b>James O'Shaughnessy</b>	O-SEAN-uh-see
<b>Dawuane Smoot</b>	duh-WAHN
<b>Jarrod Wilson</b>	Jared

## 2017 TV AFFILIATES

<b>WJAX</b>	<b>Jacksonville (flagship)</b>
<b>WFOX</b>	<b>Jacksonville (flagship)</b>
WFTV	Orlando, Fla.
WSAV	Savannah, Ga.
WJTC	Mobile, Ala.
WTVY	Dothan, Ala.
WCJB	Gainesville, Fla.
WJHG	Panama City, Fla.
WCTV	Tallahassee, Fla.
WTAT	Charleston, S.C.
WSWG	Albany, Ga.
WYIC	Montgomery Selma, Ala.
WTVM	Columbus, Ga.
WRDW	Augusta, Ga.

## 2017 RADIO AFFILIATES

WJXL 1010 AM/92.5 FM		Jacksonville (flagship)	
STATION	CITY	AM/FM	STATION CITY AM/FM
WGNE	Jacksonville	99.9 FM	WJEM Valdosta, Ga. 1150 AM/96.1 FM
WAOC	St. Augustine	1240 AM	WDDQ Valdosta, Ga. 92.1 FM
WHOG	Daytona Beach	92.1 FM	WHFX Brunswick, Ga. 107.7 FM
WGGG	Gainesville	92.1 FM/900 AM	WIFO Jesup, Ga. 105.5 FM
WBDO	Orlando	1080 AM	WAYX Waycross, Ga. 96.3 FM
WJHC	Jasper	107.5 FM	WZBX Statesboro, Ga. 106.5 FM
WIXC	Melbourne	1060 AM	WNZF Palm Coast 1550 AM
WMOP	Ocala	100.1 FM/1230 AM	WKBX Kingsland, Ga. 106.3 FM

## WEEKLY BROADCAST LINEUP

DAY	SHOW NAME	SHOW HOSTS	TIME	STATION
<b>Monday</b>	Jaguars Monday	J.P. Shadrick, Tony Boselli, Pete Prisco	6-8 p.m.	1010 XL, 92.5, jaguars.com
	Jaguars All Access presented by Fields Auto Group	Brent Martineau, Jeff Lageman, Calais Campbell and a player guest	7-7:30 p.m.	WJAX-TV
<b>Wednesday</b>	Jaguars.com Live presented by EverBank		1:30 p.m.	Jaguars.com
	Jags Wired		7:30 p.m.	WFOX-TV
<b>Thursday</b>	Doug Marrone Show	Doug Marrone, Jeff Lageman, J.P. Shadrick	6-7 p.m.	1010 XL, 92.5, 99.9, jaguars.com
	Jaguars Thursday	J.P. Shadrick, Jeff Lageman, Tony Boselli	7-8 p.m.	1010 XL, 92.5, jaguars.com
<b>Game day</b>	EverBank Jaguars Weekend	J.P. Shadrick	10:30-11 a.m.	WFOX-TV
	Publix Tailgate Show	J.P. Shadrick, Mike Dempsey, others	3 hours before game	1010 XL, 92.5, jaguars.com
	Countdown to Kickoff	J.P. Shadrick, Mike Dempsey, others	1 hour before game	1010 XL, 92.5, 99.9, jaguars.com
	Jaguars Game Day	Frank Frangie, Jeff Lageman, Tony Boselli, Rick Ballou		1010 XL, 92.5, 99.9, jaguars.com
	Jaguars Postgame	J.P. Shadrick, Mike Dempsey, Jeff Lageman, Fred Taylor	Postgame	1010 XL, 92.5, 99.9, jaguars.com
	Scoreboard Show	J.P. Shadrick, Mike Dempsey	1 hour after game ends	1010 XL, 92.5, jaguars.com

# 2017 STATISTICS

## 2017 BY THE NUMBERS

### 250-2-0

Over the last three weeks, QB **Blake Bortles** has completed 65 of 91 passes (71.4 comp. pct.) for 903 yards, seven TDs, zero INTs and a passer rating of 128.6, while being sacked just twice. Bortles leads the league with his 128.6 passer rating for Weeks 13-15 and he is the only QB in the NFL entering Week 16 to throw for at least 250 yards and two TDs with zero INTs in three consecutive games.

### 22-PLUS

With last Sunday's 45-7 win over the Texans, the Jaguars are the first team since the creation of the AFC South (2002) to defeat the same AFC South opponent by 22-plus points twice in a season. Jacksonville also defeated Houston, 29-7, in Week 1.

### 9

In Week 15, the Jaguars defense held the Texans to just nine first downs. Jacksonville's nine first downs allowed are tied for 10th-fewest first downs allowed in franchise history. This is the fewest amount of first downs allowed since Week 9, when the Bengals had only seven first downs, which was tied for the fourth-fewest first downs allowed by Jacksonville in franchise history.

### 4

In Week 15, DE Calais Campbell had 2.0 sacks of Texans **T.J. Yates** and now joins teammate DE **Yannick Ngakoue** with four games this season with at least 1.5 sacks. The pair's four multi-sack games in a single season are the most in franchise history and are tied for fifth-most multi-sack games in Jaguars history.

### 0

In 2017, the Jaguars have allowed 20 red zone drives, the fewest in the NFL. Of those drives, opponents have scored just seven TDs for a 35 percent TD rate, the lowest rate in the NFL. Jacksonville's defense has not allowed a red zone TD since Week 10 against the Los Angeles Chargers. The team with the next fewest red zone TDs in that span is the Chargers (six).

## JAGUARS 2017 AWARDS

### CB A.J. Bouye:

- Named AFC Defensive Player of the Week after his performance in Week 10 vs. the Los Angeles Chargers. Bouye totaled four tackles and intercepted Chargers QB **Philip Rivers** in overtime and returned it 51 yards to set up the game-winning field goal by K **Josh Lambo** that gave Jacksonville a 20-17 overtime victory.

### DE Calais Campbell:

- Named AFC Defensive Player of the Week after Week 1 for his record-breaking 4.0-sack performance against the Houston Texans.

### RB Leonard Fournette:

- Named FedEx Ground Player of the Week after Week 5 when he rushed 28 times for a career-best 181 yards (6.5 rush avg.) and two TDs, including a 90-yard score, in the team's victory over Pittsburgh.

### WR Jaydon Mickens:

- Named AFC Special Teams Player of the Week after Week 9 against Cincinnati for returning his second career punt return 63 yards for a TD in the fourth quarter to give Jacksonville a 23-7 lead.

- Named AFC Special Teams Player of the Week after Week 14 against Seattle. Mickens returned a third-quarter punt 72 yards to the Seahawks' 1-yard line, which resulted in a **Leonard Fournette** TD on the ensuing play and gave the Jaguars a 24-10 lead.

### LB Telvin Smith:

- Named AFC Defensive Player of the Week for his performance in Week 5 after finishing with a game-high 10 tackles and a 28-yard INT returned for a TD at Pittsburgh.

## 2017 NFL STANDINGS

### AFC East

Team	W	L	T	PF	PA	Home	Road	Div	Conf	Streak
New England-z	11	3	0	395	274	4-2-0	7-1-0	3-1-0	8-2-0	1W
Buffalo	8	6	0	264	306	6-2-0	2-4-0	2-2-0	6-4-0	2W
Miami	6	8	0	252	342	4-3-0	2-5-0	2-3-0	5-5-0	1L
New York	5	9	0	285	342	4-3-0	1-6-0	2-3-0	5-5-0	2L

### AFC North

Team	W	L	T	PF	PA	Home	Road	Div	Conf	Streak
Pittsburgh-z	11	3	0	344	278	5-2-0	6-1-0	5-0-0	8-2-0	1L
Baltimore	8	6	0	345	256	4-2-0	4-4-0	3-2-0	6-4-0	1W
Cincinnati	5	9	0	233	305	3-4-0	2-5-0	2-3-0	5-6-0	3L
Cleveland	0	14	0	207	362	0-8-0	0-6-0	0-5-0	0-11-0	14L

### AFC South

Team	W	L	T	PF	PA	Home	Road	Div	Conf	Streak
<b>Jacksonville-x</b>	<b>10</b>	<b>4</b>	<b>0</b>	<b>374</b>	<b>209</b>	<b>6-2-0</b>	<b>4-2-0</b>	<b>4-1-0</b>	<b>9-2-0</b>	<b>3W</b>
Tennessee	8	6	0	296	319	5-1-0	3-5-0	4-1-0	7-4-0	2L
Houston	4	10	0	319	380	3-4-0	1-6-0	1-4-0	3-7-0	4L
Indianapolis	3	11	0	225	368	2-5-0	1-6-0	1-4-0	2-8-0	5L

### AFC West

Team	W	L	T	PF	PA	Home	Road	Div	Conf	Streak
Kansas City	8	6	0	359	302	5-2-0	3-4-0	4-1-0	6-4-0	2W
Los Angeles	7	7	0	311	255	4-3-0	3-4-0	2-3-0	4-6-0	1L
Oakland	6	8	0	281	324	4-4-0	2-4-0	2-3-0	5-6-0	2L
Denver	5	9	0	254	328	4-3-0	1-6-0	2-3-0	4-7-0	2W

### NFC East

Team	W	L	T	PF	PA	Home	Road	Div	Conf	Streak
Philadelphia-z	12	2	0	438	279	6-0-0	6-2-0	5-0-0	10-1-0	2W
Dallas	8	6	0	336	311	3-4-0	5-2-0	4-1-0	6-4-0	3W
Washington	6	8	0	305	359	4-3-0	2-5-0	1-4-0	5-6-0	1W
New York	2	12	0	228	355	1-6-0	1-6-0	0-5-0	0-10-0	4L

### NFC North

Team	W	L	T	PF	PA	Home	Road	Div	Conf	Streak
Minnesota-z	11	3	0	343	242	6-1-0	5-2-0	3-1-0	8-2-0	1W
Detroit	8	6	0	358	339	3-4-0	5-2-0	4-1-0	7-4-0	2W
Green Bay	7	7	0	309	333	4-3-0	3-4-0	2-2-0	5-5-0	1L
Chicago	4	10	0	234	294	2-5-0	2-5-0	0-5-0	1-10-0	1L

### NFC South

Team	W	L	T	PF	PA	Home	Road	Div	Conf	Streak
New Orleans	10	4	0	401	282	6-1-0	4-3-0	3-1-0	7-3-0	1W
Carolina	10	4	0	331	286	5-2-0	5-2-0	2-2-0	6-4-0	2W
Atlanta	9	5	0	318	282	4-3-0	5-2-0	3-1-0	8-2-0	2W
Tampa Bay	4	10	0	285	336	3-4-0	1-6-0	0-4-0	2-8-0	4L

### NFC West

Team	W	L	T	PF	PA	Home	Road	Div	Conf	Streak
Los Angeles	10	4	0	438	272	4-3-0	6-1-0	4-1-0	7-4-0	1W
Seattle	8	6	0	321	294	4-3-0	4-3-0	4-1-0	6-4-0	2L
Arizona	6	8	0	246	337	4-3-0	2-5-0	2-3-0	3-7-0	1L
<b>San Francisco</b>	<b>4</b>	<b>10</b>	<b>0</b>	<b>253</b>	<b>337</b>	<b>2-5-0</b>	<b>2-5-0</b>	<b>0-5-0</b>	<b>2-9-0</b>	<b>3W</b>

z - Clinched division

x - Clinched playoffs

## 2017 TEAM CAPTAINS

Twelfth-year TE **Mercedes Lewis** and fourth-year C **Brandon Linder** serve as the team's offensive captains. Lewis is the longest-tenured player on the roster and the second-longest tenured player in franchise history. Linder enters his fourth year as a starting lineman and his second year as the starting center. Eleventh-year LB **Paul Posluszny** and fourth-year LB **Telvin Smith** serve as Jacksonville's defensive captains. Posluszny has registered 964 tackles for the Jaguars and this marks his fourth consecutive year as a defensive captain. Since taking over as a starter in Week 12 of the 2014 season, Smith has amassed 385 tackles, the second-most in the NFL during that span.

# 2017 STATISTICS



## 2017 ROSTER FACTS

**Oldest Jaguars Player:** Mercedes Lewis, 33, 5/19/84

**Youngest Jaguars Player:** Cam Robinson, 22, 10/9/95

**Heaviest Jaguars Player:** William Poehls, 344

**Lightest Jaguars Player:** Peyton Thompson, 184

**Tallest Jaguars Player:** Calais Campbell & William Poehls, 6-8

**Shortest Jaguars Player:** Tyler Patmon & Peyton Thompson, 5-10

**Coaches who played football professionally:** Doug Marrone (head coach), Marion Hobby (defensive line coach) Keenan McCardell (wide receivers coach), Ron Middleton (tight ends coach/assistant special teams coach), Scott Milanovich (quarterbacks coach), Tom Myslinski (strength and conditioning coordinator), Cedric Scott (assistant strength and conditioning coach), Tyrone Wheatley (running backs coach)

**Most seasons with the Jaguars:** Mercedes Lewis, 12

**Most NFL Seasons:** Mercedes Lewis, 12

**College with the most Jaguars:** Miami (Fla.), 3 - Calais Campbell, Allen Hurns, Brandon Linder; Michigan, 3 - Chad Henne, Patrick Omoreh, Jarrod Wilson; UCLA, 3 - Eli Ankou, Mercedes Lewis, Myles Jack

**Former 1st round picks:** 7 - TE Mercedes Lewis (Jaguars - 2006), DT Marcell Dareus (Bills - 2011) QB Blake Bortles (Jaguars - 2014), S Calvin Pryor (Jets - 2014), DE Dante Fowler Jr. (Jaguars - 2015), CB Jalen Ramsey (Jaguars - 2016), RB Leonard Fournette (Jaguars - 2017)

**Players with Super Bowl rings:** DL Malik Jackson, LB Lerentee McCray



## JAGUARS/49ERS REG. SEASON SERIES BREAKDOWN

**Series Meetings:** 4

**Jaguars' Record:** 2-2 (Home: 2-1/ Away 0-1)

**First Game:** at JAX 41, S.F. 3 (9/12/99)

**Last Game:** S.F. 42, at JAX 10 (10/27/13, London)

**Current Streak:** 2 losses

**Longest JAX Win Streak:** 2, (9/12/99-12/18/05)

**Longest S.F. Win Streak:** 2 (11/29/09-10/27/13)

**Last JAX Home Win:** (12/18/05): at JAX 10, S.F. 9

**Last JAX Home Loss:** (10/27/13): S.F. 42, at JAX 10

**Last JAX Road Win:** none

**Last JAX Road Loss:** (11/29/09): at S.F. 20, JAX 3

**JAX Shutouts:** none

**S.F. Shutouts:** none

**Most JAX points:** 41, (9/12/99): at JAX 41, S.F. 3

**Most S.F. points:** 42, (10/27/13): S.F. 42, at JAX 10

**Total JAX points:** 64

**Total S.F. points:** 74

**Average JAX points:** 16.0

**Average S.F. points:** 18.5

**Largest JAX Win:** 38, (9/12/99): at JAX 41, S.F. 3

**Largest S.F. Win:** 32, (10/27/13): S.F. 42, at JAX 10

**Most Pts., Both Teams:** 52, (10/27/13): S.F. 42, at JAX 10

**Fewest Pts., Both Teams:** 19, (12/18/05): at JAX 10, S.F. 9



## JAGUARS/49ERS 2017 TEAM COMPARISONS

\*All based on NFL Rankings

	Jaguars	49ers
<b>Record</b>	10-4	4-10
<b>Division Standing</b>	1st (AFCS)	4th (NFCW)
<b>Turnover Margin</b>	+14 (1st)	-4 (T22nd)
<b>Offense</b>		
<b>Yds Per Game</b>	368.1 (6th)	339.8 (14th)
<b>Yds Per Play</b>	5.49 (12th)	5.12 (19th)
<b>Points Per Game</b>	26.7 (5th)	18.1 (25th)
<b>Possession Average</b>	32:13 (4th)	28:40 (26th)
<b>Rushing Yds Per Game</b>	149.1 (1st)	97.3 (24th)
<b>Passing Yds Per Game</b>	219.1 (19th)	242.5 (13th)
<b>Had Intercepted</b>	8	12
<b>Sacks Allowed/Yards</b>	20/109	42/306
<b>Fumbles/Lost</b>	19/8	13/7
<b>Third Down Pct.</b>	37.4% (21st)	36.2% (24th)
<b>Red Zone TD Pct.</b>	62.2% (5th)	40.0% (29th)
<b>Give-Aways</b>	16	19
<b>Defense</b>		
<b>Yds Per Game</b>	284.1 (3rd)	350.1 (22nd)
<b>Yds Per Play</b>	4.60 (1st)	5.31 (18th)
<b>Points Per Game</b>	14.9 (1st)	24.1 (T23rd)
<b>Rushing Yds Per Game</b>	115.2 (19th)	119.1 (22nd)
<b>Passing Yds Per Game</b>	168.9 (1st)	231.1 (19th)
<b>Interceptions</b>	20	7
<b>Sacks/Yards</b>	51/334	26/157
<b>Opponents Fumbles/Lost</b>	24/11	20/8
<b>Third Down Pct.</b>	32.3% (3rd)	44.0% (28th)
<b>Red Zone TD Pct.</b>	35.0% (1st)	58.0% (21st)
<b>Take-Aways</b>	31	15
<b>Special Teams</b>		
<b>Punt-Average Yds (Gross)</b>	44.0	43.4
<b>Punt-Average Yds (Net)</b>	45.9	47.1
<b>Punt Returns-Avg. Per</b>	10.4	8.8
<b>Punt Returns-Avg. Per Allowed</b>	8.0	4.3
<b>Kickoff Returns-Avg. Per</b>	22.6	18.8
<b>Kickoff Returns-Avg. Per Allowed</b>	20.8	20.5
<b>Field Goals Made/Attempts</b>	28/33	36/38
<b>Penalties</b>		
<b>Penalties Against/Yds</b>	94/796	111/897
<b>Opp. Penalties Against/Yd</b>	102/967	79/646



## JAGUARS-49ERS CONNECTIONS

### COACHING CONNECTIONS:

San Francisco Defensive Coordinator **Robert Saleh** spent three seasons (2014-16) with the Jaguars as the team's linebackers coach ... San Francisco offensive line coach **John Benton** spent two seasons (2015-16) with the Jaguars as the team's assistant offensive line coach ... San Francisco assistant defensive backs coach **Daniel Bullocks** spent one season (2016) in the same capacity with the Jaguars ... Jacksonville offensive line coach **Pat Flaherty** spent one season (2016) in the same capacity with the 49ers.

### PLAYER CONNECTIONS:

San Francisco DL **Sheldon Day** was originally drafted by Jacksonville in the fourth round (103rd overall) in the 2016 NFL Draft and spent 2016 and part of the 2017 season with the team ... San Francisco OL **Zane Beadles** spent two seasons with the Jaguars (2014-15) ... San Francisco LB **Dekoda Watson** saw action in 10 games in 2014 with the Jaguars ... San Francisco WR **Max McCaffrey** spent six weeks with the Jaguars from Week 2 to Week 7 of the 2017 season ... San Francisco DL **Leger Douzable** spent two seasons with the Jaguars (2010-2011).

# 2017 TEAM COMPARISON

## JACKSONVILLE JAGUARS

## 49ERS

STATISTIC	JAX	OPP
<b>TOTAL FIRST DOWNS</b>	287	220
Rushing	91	77
Passing	163	124
Penalty	33	19
3rd Down: Made/Att	74/198	61/189
3rd Down Pct.	37.4%	32.3%
4th Down: Made/Att	8/11	5/12
4th Down Pct.	72.7%	32.3%
<b>POSSESSION AVG.</b>	32:13	27:47
<b>TOTAL NET YARDS</b>	5,154	3,977
Avg. Per Game	368.1	284.1
Total Plays	939	864
Avg. Per Play	5.5	4.6
<b>NET YARDS RUSHING</b>	2,087	1,613
Avg. Per Game	149.1	115.2
Total Rushes	475	355
<b>NET YARDS PASSING</b>	3,067	2,364
Avg. Per Game	219.1	168.9
Sacked/Yards Lost	21/109	51/334
Gross Yards	3,176	2,698
Attempts/Completions	443/269	458/256
Completion Pct.	60.7%	55.9%
Had Intercepted	8	20
<b>PUNTS/AVERAGE</b>	76/44.0	88/45.9
<b>NET PUNTING AVG.</b>	39.9	40.6
<b>PENALTIES/YARDS</b>	94/796	102/967
<b>FUMBLES/BALL LOST</b>	19/8	24/11
<b>TOUCHDOWNS</b>	42	22
Rushing	16	6
Passing	19	14
Returns	7	2

STATISTIC	S.F.	OPP
<b>TOTAL FIRST DOWNS</b>	270	296
Rushing	71	95
Passing	178	171
Penalty	21	30
3rd Down: Made/Att	75/207	85/193
3rd Down Pct.	36.2%	44.0%
4th Down: Made/Att	8/18	7/9
4th Down Pct.	44.4%	77.8%
<b>POSSESSION AVG.</b>	28:40	31:20
<b>TOTAL NET YARDS</b>	4,757	4,902
Avg. Per Game	339.8	350.1
Total Plays	929	923
Avg. Per Play	5.1	5.3
<b>NET YARDS RUSHING</b>	1,362	1,667
Avg. Per Game	97.3	119.1
Total Rushes	343	437
<b>NET YARDS PASSING</b>	3,395	3,235
Avg. Per Game	242.5	231.1
Sacked/Yards Lost	42/306	26/157
Gross Yards	3,701	3,392
Attempts/Completions	544/321	460/157
Completion Pct.	59.0%	63.5%
Had Intercepted	12	7
<b>PUNTS/AVERAGE</b>	70/43.4	63/47.1
<b>NET PUNTING AVG.</b>	41.2	41.1
<b>PENALTIES/YARDS</b>	111/897	79/646
<b>FUMBLES/BALL LOST</b>	13/7	20/8
<b>TOUCHDOWNS</b>	21	37
Rushing	10	10
Passing	11	25
Returns	0	2

2017 OFFENSIVE LEADERS		
Category	Player	Total
Scoring	Josh Lambo	70
Pass Completions	Blake Bortles	268
Pass Attempts	Blake Bortles	439
Completion Pct.	Blake Bortles	61.0%
Passing Yards	Blake Bortles	3,147
Passing TDs	Blake Bortles	19
Passing INTs	Blake Bortles	8
Passer Rating	Blake Bortles	89.7
Yards Per Attempt	Blake Bortles	7.2
Rushes	Leonard Fournette	231
Rushing Yards	Leonard Fournette	923
Rushing Avg.	Leonard Fournette	4.0
Rushing TDs	Leonard Fournette	8
Receptions	Marqise Lee	56
Receiving Yards	Marqise Lee	702
Reception Avg.	Marqise Lee	12.5
Receiving TDs	Mercedes Lewis	5

2017 OFFENSIVE LEADERS		
Category	Player	Total
Scoring	Robbie Gould	127
Pass Completions	C.J. Bearthard	123
Pass Attempts	C.J. Bearthard	224
Completion Pct.	Jimmy Garoppolo	68.7%
Passing Yards	C.J. Bearthard	1,430
Passing TDs	C. Bearthard, B. Hoyer	4
Passing INTs	C.J. Bearthard	6
Passer Rating	Jimmy Garoppolo	98.0
Yards Per Attempt	Jimmy Garoppolo	8.9
Rushes	Carlos Hyde	204
Rushing Yards	Carlos Hyde	796
Rushing Avg.	Carlos Hyde	3.9
Rushing TDs	Carlos Hyde	5
Receptions	Carlos Hyde	54
Receiving Yards	Marquise Goodwin	897
Reception Avg.	Marquise Goodwin	17.6
Receiving TDs	Garrett Celek	4

# IN THEIR LAST MEETING



San Francisco 49ers 42, Jacksonville Jaguars 10  
Oct. 27, 2013 • Wembley Stadium • London, England



	1	2	3	4	OT	TOTAL	FG (MADE) & MISSED
JACKSONVILLE JAGUARS	0	3	7	0	-	10	Scobee (38)
HOUSTON TEXANS	0	0	7	0	-	7	

Playing in London's Wembley Stadium for the first time, the Jaguars struggled through a lopsided first half en route to a 42-10 loss to the 49ers. Jacksonville was forced to punt on each of its first four possessions and ran 18 plays, while San Francisco used 32 plays to score four touchdowns on its first four drives of the day. Frank Gore began the scoring with the first of his two touchdown runs, a 19-yard dash up the middle on the opening eight play, 76-yard series. Colin Kaepernick got the first of his two scoring runs next, capping another eight-play, 80-yard drive. Kaepernick threw a two-yard touchdown pass to Vernon Davis to finish off the third possession after 10 plays and 72 yards, and his second rushing score, from nine yards out, came in the middle of the second quarter and boosted the 49ers' lead to 28-0. The Jaguars finally scored with 10 seconds remaining in the first half on a 38-yard Josh Scobee field goal to finish a 12-play, 60-yard series. By that time the 49ers had several statistical advantages, including first downs (17 to seven), total yards (262 to 106) rushing yards (115 to 30) and plays in opponent territory (25 to seven). In the third quarter the Jaguars got rolling with a 15-play march, highlighted by a 30-yard Maurice Jones-Drew run, to the San Francisco six-yard line, but the drive stalled there when Chad Henne threw incomplete on third and fourth down. On the ensuing possession Gore fumbled when hit by Jason Babin and Russell Allen recovered the loose ball at the San Francisco 28. Three plays later Henne hit Mike Brown with a 29-yard touchdown pass to make it 28-10. Gore scored his second touchdown on the next series after a 47-yard kickoff return by Anthony Dixon and a 41-yard run by Kendall Hunter on first down. The Jaguars' next series ended when Mercedes Lewis caught a six-yard pass from Henne but then fumbled, with Dan Skuta returning the fumble 47 yards for a 49ers touchdown to end the scoring at 42-10 early in the final period. San Francisco's four touchdowns on its first four possessions marked the first time in Jaguars history an opponent did so. The Jaguars rushed for less than 100 yards for the eighth straight game.

Team	Q	Time	Scoring Play	Drive Info
S.F.	1	11:42	F. Gore 19 yd. run (Dawson kick)	8-76, 3:18
S.F.	1	2:36	C. Kaepernick 12 yd. run (Dawson kick)	8-80, 4:14
S.F.	2	11:52	V. Davis 2 yd. pass from C. Kaepernick (Dawson kick)	10-72, 4:41
S.F.	2	7:49	C. Kaepernick 9 yd. run (Dawson kick)	6-63, 2:38
Jax	2	0:10	J. Scobee 38 yd. Field Goal	12-60, 2:40
Jax	3	3:00	M. Brown 29 yd. pass from C. Henne (Scobee kick)	3-28, 0:52
S.F.	3	0:52	F. Gore 2 yd. run (Dawson kick)	4-54, 2:08
S.F.	4	13:24	D. Skuta 47 yd. fumble return (Dawson kick)	

## TEAM STATS

	S.F.	JAX
First Downs (Run-Pass-Pen)	25 (14-9-2)	29(8-10-2)
Total Yards-Plays-Avg.	398-55-7.2	318-70-4.5
Rushing Yards-Attempts-Avg.	221-38-5.8	90-25-3.6
Net Yards Passing (Sacked-Yds)	177 (0-0)	228 (0-0)
Att-Comp-Int	17-11-0	45-29-0
Third Down Conversions (%)	6-9 (67%)	4-14 (29%)
Fourth Down Conversions (%)	2-2 (100%)	3-5 (60%)
Punts-Avg.	1-61.0	4-44.5
Fumbles-Lost	3-1	1-1
Penalties-Yards	4-35	6-76
Time of Possession	28:29	31:31

## INDIVIDUAL STATS

JAGUARS							49ERS										
<b>RUSHING</b>							<b>RUSHING</b>										
M. Jones-Drew	19	75	3.9	30	0	0	K. Hunter	9	84	9.3	41	0	0				
D. Robinson	4	15	3.8	7	0	0	F. Gore	19	71	3.7	19t	2	0				
C. Henne	1	1	1.0	1	0	0	C. Kaepernick	7	54	7.7	17	2	0				
J. Blackmon	1	-1	-1.0	-1	0	0	K. Williams	1	10	10.0	10	0	0				
<b>Total</b>	<b>25</b>	<b>90</b>	<b>3.6</b>	<b>30</b>	<b>0</b>	<b>0</b>	A. Dixon	1	2	2.0	2	0	0				
<b>PASSING</b>							<b>PASSING</b>										
C. Henne	45	29	228	0/0	1	29	0	84.3	Kaepernick	16	10	164	0/0	1	43	0	117.7
<b>Total</b>	<b>45</b>	<b>29</b>	<b>228</b>	<b>0/0</b>	<b>1</b>	<b>29</b>	<b>0</b>	<b>84.3</b>	C. McCoy	1	1	13	0/0	0	13	0	118.8
<b>RECEIVING</b>							<b>RECEIVING</b>										
C. Shorts	7	74	10.6	15	0	0	A. Boldin	4	56	14.0	21	0	0				
M. Jones-Drew	6	47	7.8	11	0	0	V. Davis	3	52	17.3	31	1	0				
J. Blackmon	4	31	7.8	12	0	0	B. Miller	2	56	28.0	43	0	0				
M. Brown	3	43	14.3	29	1	0	K. Williams	1	7	7.0	7	0	0				
J. Forsett	3	6	2.0	5	0	0	F. Gore	1	6	6.0	6	0	0				
W. Ta'ufou'u	3	3	1.0	7	0	0	<b>Total</b>	<b>11</b>	<b>177</b>	<b>16.1</b>	<b>43</b>	<b>1</b>	<b>0</b>				
A. Sanders	1	11	11.0	11	0	0	<b>INTERCEPTION: 0</b>										
C. Harbor	1	7	7.0	7	0	0	<b>SACKS: 0</b>										
M. Lewis	1	6	6.0	6	0	0	<b>TACKLES (TOP 3):</b> . N. Bowman 10 (10 solo), E. Reid 8 (8 solo), P. Willis 6 (6 solo), D. Skuta 6 (6 solo)										
<b>Total</b>	<b>29</b>	<b>228</b>	<b>7.9</b>	<b>29</b>	<b>1</b>	<b>1</b>											
<b>INTERCEPTION: 0</b>																	
<b>SACKS: 0</b>																	
<b>TACKLES (TOP 3):</b> P. Posluszny 12 (10 solo), G. Hayes 6 (5 solo), D. Gratz 5 (5 solo)																	

# SERIES HISTORY

## JAGUARS ALL-TIME 300+ PASSING GAMES vs. SAN FRANCISCO

The Jaguars have posted one 300-yard passing game vs. the 49ers in franchise history. The Jaguars have a 0-1 record in such games.

PLAYER	PERFORMANCE	DATE	RESULT
David Garrard .....	307 yards .....	Nov. 29, 2009 at San Francisco .....	L, 3-20

## JAGUARS ALL-TIME 100+ RECEIVING GAMES vs. SAN FRANCISCO

The Jaguars have posted one 100-yard receiving games vs. the 49ers in franchise history. The Jaguars have a 1-0 record in such games.

PLAYER	PERFORMANCE	DATE	RESULT
Jimmy Smith .....	139 yards .....	Sept. 12, 1999 vs. San Francisco .....	W, 41-3

## JAGUARS ALL-TIME 100+ RUSHING GAMES vs. SAN FRANCISCO

The Jaguars have never posted a 100-yard rushing game vs. the 49ers in franchise history.

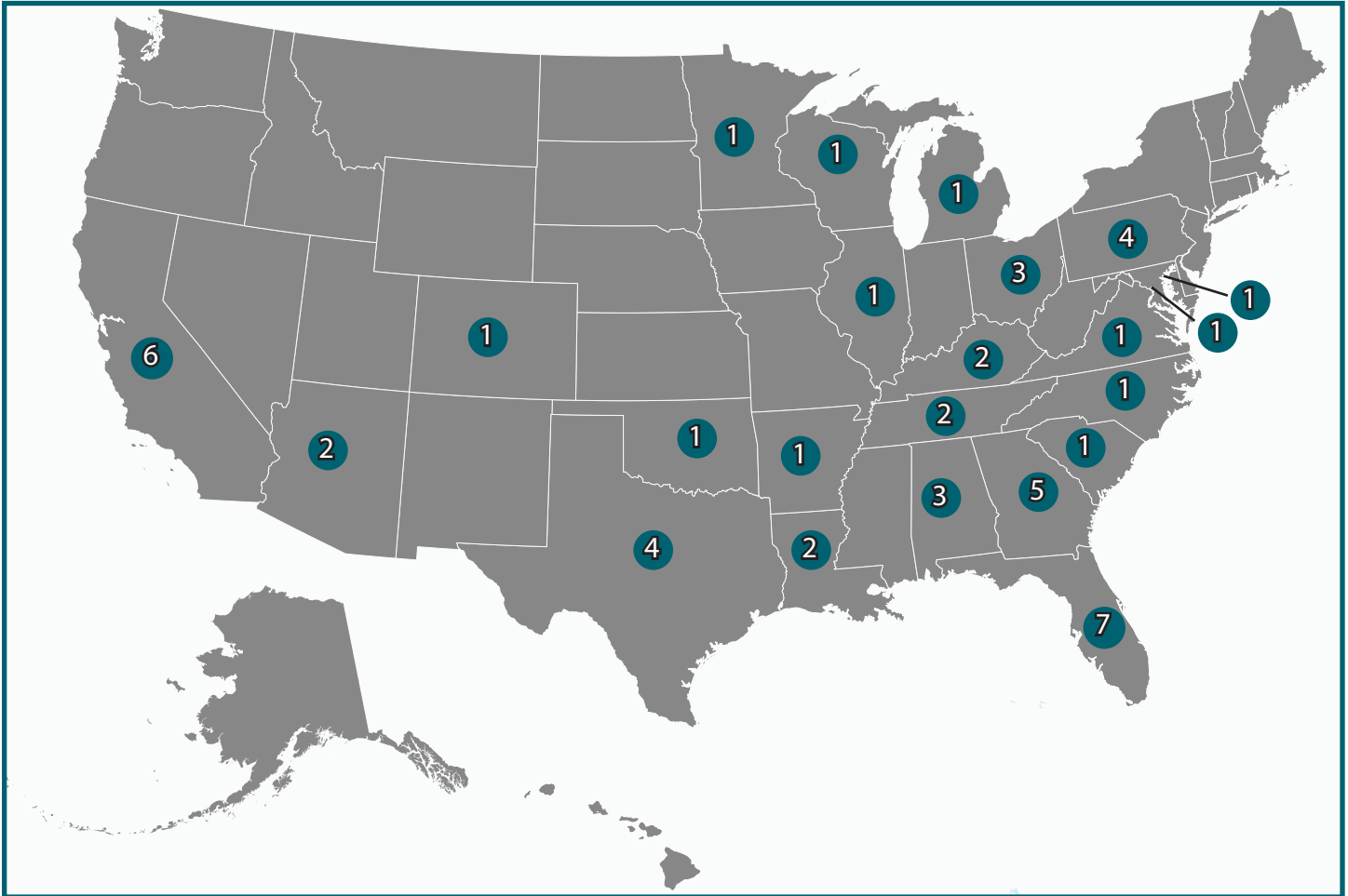


The last time the Jaguars faced the 49ers in San Francisco was Nov. 29, 2009 at Candlestick Park.



# HOMETOWN HEROES

The Jaguars players represent 23 states and two countries. Below is a breakdown. \*Not seen is Canada.



## ALABAMA (3)

Marcell Dareus  
Corey Grant  
T.J. Yeldon

## ARKANSAS (1)

Jermei Parnell

## ARIZONA (2)

Myles Jack  
William Poehts

## CALIFORNIA (6)

Blair Brown  
Malik Jackson  
Marqise Lee  
Mercedes Lewis  
Jaydon Mickens  
Peyton Thompson

## COLORADO (1)

Calais Campbell

## DISTRICT OF COLUMBIA (1)

Larry Pinkard

## FLORIDA (7)

Tommy Bohanon  
Blake Bortles  
Dante Fowler Jr.  
Allen Hurns  
Brandon Linder  
Lerentee McCray  
Carroll Phillips

## GEORGIA (5)

A.J. Bouye  
Abry Jones  
Jalen Myrick  
Donald Payne  
Telvin Smith

## ILLINOIS (1)

James O'Shaughnessy

## KENTUCKY (2)

Keelan Cole  
Colin Holba

## LOUISIANA (2)

Leonard Fournette  
Cam Robinson

## MARYLAND (1)

Yannick Ngakoue

## MICHIGAN (1)

Josh Lambo

## MINNESOTA (1)

Chris Reed

## NORTH CAROLINA (1)

Tyler Shatley

## OHIO (3)

Patrick Omameh  
Dawuane Smoot  
Jarrod Wilson

## OKLAHOMA (1)

Aaron Colvin

## PENNSYLVANIA (4)

Barry Church  
Chad Henne  
Ben Koyack  
Paul Posluszny

## SOUTH CAROLINA (1)

A.J. Cann

## TENNESSEE (2)

Jalen Ramsey  
Josh Walker

## TEXAS (4)

Chris Ivory  
Tashaun Gipson  
Tyler Patmon  
Dede Westbrook

## VIRGINIA (1)

Josh Wells

## WISCONSIN (1)

Brad Nortman

## CANADA (1)

Eli Ankou

# HEAD COACH DOUG MARRONE



Doug Marrone was named the sixth head coach of the Jaguars on Jan. 9, 2017 after previously serving as the team's interim head coach for the final two games of the 2016 season. Marrone was originally hired as the team's assistant head coach-offense/offensive line coach on January 20, 2015, following a two-year stint as the head coach for the Buffalo Bills (2013-14).

In 2016, Marrone's offensive line allowed 34 sacks, 17 fewer than the previous season (51 sacks allowed) and 37 fewer than in 2014 (71 sacks allowed). The Jaguars' 34 sacks allowed were the fewest sacks allowed by the team since it yielded 31 sacks in 2007.

In his first season with the Jaguars in 2015, Marrone helped the offensive line provide protection for QB Blake Bortles, who set single-season franchise records with 355 completions, 606 pass attempts, 4,428 yards and 35 touchdowns. In addition, Marrone's squad blocked for rookie RB T.J. Yeldon, who accounted for 740 rushing yards and 279 receiving yards in 2015, becoming the first Jaguars rookie to surpass 1,000 scrimmage yards since Maurice Jones-Drew (1,377) in 2006. Yeldon also placed third among AFC RBs in 2016 with 84.9 scrimmage yards per game, trailing only LeSean McCoy and Chris Ivory.

Prior to joining the Jaguars, Marrone compiled a 15-17 mark at the Bills helm including a 9-7 mark in 2014, the team's most wins since 2004. He became only the third coach in Bills history to win 15 games in his first two seasons (Marv Levy, 19; Wade Phillips, 21). The Bills had six Pro Bowl selections during Marrone's two seasons.

The Bills had three different players with 60 receptions in 2014 for the first time in team history (Fred Jackson, 65; Sammy Watkins, 62; Robert Woods, 61) and the club produced six individual 100-yard receiving games. Watkins set team rookie records for receptions and receiving yards (982). The Bills ranked sixth in the NFL in 2014 with a plus-seven turnover differential.

In 2013, Marrone's offensive unit led the AFC and finished second in the NFL in rushing (144.2 avg.) while also leading the league with 95.5 pct. red zone efficiency mark. Rookie quarterback E.J. Manuel started 10 games and set team rookie records for passing touchdowns (11) and completions (180).

Prior to joining the Bills, Marrone spent four seasons (2009-12) as the head coach of his alma mater, Syracuse, where he led the program to a 21-17 record in the last three seasons. He guided the Orange to an 8-5 mark in 2010 and 2012 and both seasons culminated with a New Era Pinstripe Bowl championship. The Orange set several school records in 2012, including total yards (5,681), passing yards (3,619) and first downs (300). Marrone earned the American Football Coaches Association (AFCA) Region 1 Coach of the Year honors in 2011 and was a finalist for the Liberty Mutual Coach of the Year Award.

Marrone spent seven seasons in the NFL (2002-08) before becoming a collegiate head coach. From 2006-08, Marrone served as the offensive coordinator for the New Orleans Saints. He directed an offense that led the NFL in total offense (391.5 avg. in 2006; 410.7 avg. in 2008) and passing yards per game (281.4 avg. in 2006; 311.1 in 2008) in two different seasons (2006-08). The Saints' offensive line held their opponents to the fewest sacks allowed in the NFL in 2006 (16) and tied for the fewest sacks in the NFL from 2006-08 with 52 despite leading the NFL with 1,868 passing attempts during that span. Quarterback Drew Brees captured the NFL passing title in 2006 (4,418 yards) and 2008 (5,069) and became just the second passer in NFL history to eclipse 5,000 passing yards (Dan Marino, 1984).

JAX COACHING HISTORY		
Name (Years)	W-L	W%
Doug Marrone* (2016-17)	11-5	.688
Gus Bradley (2013-16)	14-47	.230
Mike Mularkey (2012)	2-14	.125
Mel Tucker^ (2011)	2-3	.400
Jack Del Rio (2003-11)	68-71	.489
Tom Coughlin (1995-2002)	68-60	.531

\* Marrone was interim head coach for last two games (1-1) in 2016  
^ Tucker was interim head coach for last five games (2-3) in 2011

Prior to his arrival in New Orleans, the franchise had never had a 4,000-yard passer or registered more than 5,700 yards of offense. Brees eclipsed 4,000 passing yards and the offense posted more than 5,700 yards in each of Marrone's three seasons with the Saints. The Saints established a team record with an NFL-best 6,264 yards of offense in 2006, 5,780 in 2007 (4th in the NFL) and led the NFL again in 2008 with 6,571 yards.

In Marrone's first season as an NFL offensive coordinator in 2006, left tackle Jammal Brown was voted to the All-Pro team and to the Pro Bowl in his first year at the position, while guard Jahri Evans was a unanimous All-Rookie selection. The Saints ranked fourth in the NFL in 2007 for total offense and set an NFL record for completions (440) and had franchise bests for passing first downs (222), attempts (652), touchdown passes (28) and completion percentage (67.5). In 2008, the Saints led the NFL in total offense while setting team records for points (463), total yards (6,571), net passing yards (4,977), touchdowns (57) and first downs (354).

Marrone was the offensive line coach of the New York Jets from 2002-05 and the team made two postseason appearances (2002, 2004) with him on the staff. In 2004, the Jets produced the NFL's third-best rushing offense (149.3 avg.) and Curtis Martin led the NFL with 1,697 rushing yards.

Before arriving in New York, Marrone served as tight ends/tackles coach at the University of Tennessee in 2001. He spent the 2000 season at the University of Georgia as offensive line coach after spending the previous five seasons (1995-99) at Georgia Tech where he was part of three consecutive bowl appearances. He was director of football operations for the Yellow Jackets in 1995 before coaching the tight ends in 1996 and offensive line from 1997-99.

Marrone began his coaching career in 1992 at Cortland (N.Y.) State as the school's tight ends coach before having stints as the offensive line coach at U.S. Coast Guard Academy (1993) and Northeastern University in 1994. A native of Bronx, New York, Marrone was a sixth-round draft pick of the Los Angeles Raiders in 1986 and played two years in the NFL. He played with the Miami Dolphins in 1987 and with the Saints in 1989. He also had playing stints with Pittsburgh, Dallas and Minnesota before closing his career with the NFL Europe's London Monarchs from 1991-92. Marrone was a three-year letterman at Syracuse. He returned to Syracuse and graduated in 1991 with a degree in liberal arts.

Doug and his wife, Helen, have two daughters, Madeline and Annie, and a son, Mack.

## MARRONE'S TIMELINE

Team	Position	Years
Jacksonville Jaguars	Head Coach	2017
Jacksonville Jaguars	Asst. HC-Off./Off. Line Coach	2015-16*
Buffalo Bills	Head Coach	2013-14
Syracuse	Head Coach	2009-12
New Orleans Saints	Offensive Coordinator	2006-08
New York Jets	Offensive Line Coach	2002-05
Tennessee	Tight Ends/Tackles Coach	2001
Georgia	Offensive Line Coach	2000
Georgia Tech	Offensive Line Coach	1997-99
Georgia Tech	Tight Ends Coach	1996
Georgia Tech	Director of Football Operations	1995
Northeastern	Offensive Line Coach	1994
U.S. Naval Academy	Offensive Line Coach	1993
SUNY Cortland	Tight Ends Coach	1992

\* Marrone was interim head coach for last two games in 2016

## MARRONE MEANS BUSINESS

Marrone's career won-lost record as a head coach WHEN LEADING AT HALFTIME: 20-5 (.800)

- 2017 Jacksonville Jaguars: 9-0
- 2016 Jacksonville Jaguars (interim HC): 1-1
- 2014 Buffalo Bills: 5-3
- 2013 Buffalo Bills: 5-1

In Marrone's 48 games as a head coach in the NFL, his teams have a +186 scoring margin:

- 2017 Jacksonville Jaguars: +165
- 2016 Jacksonville Jaguars (interim HC): +16
- 2014 Buffalo Bills: +54
- 2013 Buffalo Bills: -49

# OFFENSIVE STATISTICS



## OPENING DRIVE SUCCESS

In 2017, the Jaguars have scored on their opening possession in seven of the first 14 games, the second-most opening drive scores through 14 games in team history. Their seven opening drive scores are their most in a season since 2009 (eight) and are just one shy of the franchise record of eight in 2009, 2007 and 1997.

### OPENING OFFENSIVE POSSESSION SCORES (TD or FG) IN FRANCHISE HISTORY

Year	Through 14 Games	Season Total
2017	7	7
2016	1	3
2015	4	4
2014	3	3
2013	4	4
2012	3	5
2011	2	2
2010	6	6
2009	<b>8</b>	<b>8</b>
2008	4	5
2007	6	<b>8</b>
2006	5	6
2005	4	6
2004	3	3
2003	1	1
2002	3	3
2001	4	4
2000	4	4
1999	5	5
1998	5	5
1997	6	<b>8</b>
1996	6	7
1995	6	7

Bold - Franchise Record



## SCORING MARGIN MADE

Through Week 15, the Jaguars have a scoring margin of +165, the second-highest in the NFL. Since Head Coach **Doug Marrone** took over in Week 16 of the 2016 season, the Jaguars are +182 in point differential, the best in the NFL over that span.

### HIGHEST SCORING MARGIN, NFL, 2017

Rk.	Team	Points Margin
1.	Los Angeles Rams	+166
2.	<b>Jacksonville</b>	<b>+165</b>
3.	Philadelphia	+159
4.	New England	+121
5.	New Orleans	+119



## THE RUNNING COMMITTEE

Through Week 15, the Jaguars are averaging 149.1 rushing yards per game, which leads the NFL. Jacksonville has not been ranked in the top five in rushing yards per game since 2010 (third), and has never finished a season ranked first in the category.

### RUSHING YARDS PER GAME, 2017, NFL

Rk.	Team	Rush Yds/Gm
1.	<b>Jacksonville</b>	<b>149.1</b>
2.	Philadelphia	140.5
3.	Dallas	136.6
4.	Carolina	135.7
5.	New Orleans	135.1



## A GAME FOR THE BOOKS

Last Sunday, the Jaguars defeated the Texans, 45-7. The Jaguars' 45 total points were tied for the fourth-most points scored in a game in franchise history, and Jacksonville's 31 points scored in the first half are the second-most in a single game in franchise history. The Jaguars posted six total TDs (three receiving, three rushing), which were tied for the third-most TDs in a game in team history.



## O-LINE RISES TO THE CHALLENGE

In 2017, the Jaguars offense held Houston in Week 1, Baltimore in Week 3, Cincinnati in Week 9 and Seattle in Week 14 to zero sacks of QB **Blake Bortles**. In the past 10 seasons, the Jaguars have held teams to zero sacks on 10 occasions. This marks the first time the Jaguars have held their opponents to zero sacks in four games in a single season. The Jaguars are 4-0 when not allowing a sack.

### O-LINE ALLOWS ZERO SACKS IN A GAME, 2008-PRESENT, JAGUARS HISTORY

Season	Week	Opponent
2017	14	Seattle
2017	9	Cincinnati
2017	3	Baltimore
2017	1	Houston
2016	11	Detroit
2015	2	Miami
2013	8	San Francisco
2010	4	Indianapolis
2009	3	Houston
2008	3	Indianapolis



## SERVE AND PROTECT

In 2017, the offensive line has allowed just 21 sacks, the fewest sacks allowed through 14 games in franchise history. The Jaguars are on pace to finish the season allowing 24 sacks, which would break the franchise record of 28 sacks allowed in 2003.

### FEWEST SACKS ALLOWED THROUGH 14 GAMES IN FRANCHISE HISTORY

Year	Through 14 Games	Season Total
2017	21	21
2006	26	30
2005	26	32
2003	26	<b>28</b>
2004	28	32
2007	27	31
2016	30	34
1999	30	36

Bold - Franchise Record

The Jaguars' 21 sacks allowed this season are currently tied for the fourth-fewest in the NFL.

### FEWEST SACKS ALLOWED, NFL, 2017

Rk.	Team	Total
1.	Los Angeles Chargers	17
	Atlanta	17
	New Orleans	17
4.	<b>Jacksonville</b>	<b>21</b>
	Pittsburgh	21
	Oakland	21

# OFFENSIVE STATISTICS



## FOURNETTE FEVER

Below is a breakdown of RB **Leonard Fournette's** first 15 weeks of the season:

### FOURNETTE'S GAME-BY-GAME STATISTICS

WEEK	RUSHING					RECEIVING				
	NO	YDS	AVG	LG	TD	NO	YDS	AVG	LG	TD
1 at HOU	26	100	3.8	17	1	3	24	8.0	12	0
2 vs. TEN	14	40	2.9	7	1	2	21	10.5	11	0
3 vs. BAL	17	59	3.5	15	1	3	21	7.0	10	0
4 at NYJ	24	86	3.6	11	0	4	59	14.8	28	1
5 at PIT	28	181	6.5	90t	2	1	3	3.0	3	0
6 vs. LAR	21	130	6.2	75t	1	2	8	4.0	6	0
7 at IND	Inactive (ankle injury)									
8 Bye Week										
9 vs. CIN	Inactive									
10 vs. LAC	17	33	1.9	8	0	2	13	6.5	8	0
11 at CLE	28	111	4.0	29	0	2	7	3.5	9	0
12 at ARI	12	25	2.1	8	0	3	17	5.7	7	0
13 vs. IND	20	57	2.9	24	1	3	22	7.3	11	0
14 vs. SEA	24	101	4.2	15	1	4	18	4.5	8	0
15 vs. HOU	Inactive (quad injury)									
<b>Total</b>	<b>231</b>	<b>923</b>	<b>4.0</b>	<b>90</b>	<b>8</b>	<b>29</b>	<b>213</b>	<b>7.3</b>	<b>28</b>	<b>1</b>



## NFL GAME CHANGERS

RB **Leonard Fournette** had 24 carries for 101 yards and one TD and four receptions for 18 yards in Week 14 against the Seahawks. Fournette is one of nine NFL players with at least 1,000 total scrimmage yards and nine TDs in 2017.

### 1,000-PLUS SCRIMMAGE YARDS AND AT LEAST NINE TDs, NFL, 2017

Player (Team)	Rush	Rec.	Scrim. Yds	TD
Le'Veon Bell (PIT)	1,222	627	1,849	10
Todd Gurley (LAR)	1,187	630	1,817	17
Kareem Hunt (K.C.)	1,201	440	1,641	9
Antonio Brown (PIT)	0	1,533	1,533	9
Mark Ingram (N.O.)	1,045	375	1,420	11
Alvin Kamara (N.O.)	652	684	1,336	12
Melvin Gordon (LAC)	931	398	1,329	11
DeAndre Hopkins (HOU)	0	1,313	1,313	12
<b>Leonard Fournette (JAX)</b>	<b>923</b>	<b>213</b>	<b>1,136</b>	<b>9</b>



## ROOKIE 100

In Week 14, RB **Leonard Fournette** recorded 24 carries for 101 rushing yards against the Seattle Seahawks. His Week 14 performance marked Fournette's fifth 100-yard rushing game, tied for the second-most in the NFL, making him one of 17 players in NFL history to register 100-plus rushing yards on at least five occasions in his first 11 career games. Fournette needs two more 100-yard rushing games to break **Fred Taylor's** rookie record of six set in 1998. The Jaguars are 4-1 when Fournette rushes for 100-plus yards.

### MOST 100-YARD RUSHING GAMES AS A ROOKIE, FRANCHISE HISTORY

Rk.	Player (Year)	Games
1.	Fred Taylor (1998)	6
2.	<b>Leonard Fournette (2017)</b>	<b>5</b>
3.	Maurice Jones-Drew (2006)	3
4.	T.J. Yeldon (2015)	2



## TOUCHDOWN TOES

Through the first six weeks of 2017, RB **Leonard Fournette** scored a TD in every game (six rushing, one receiving), joining New England's **Robert Edwards** (1998) as the only two rookies in NFL history to score a TD in each of their team's first six games of the season, as well as the first player in franchise history to accomplish the feat.



## POINTS BY ROOKIES

RB **Leonard Fournette** has totaled nine scrimmage TDs, accounting for 54 points. Fournette's 54 points are the fifth-most by a rookie in Jaguars history, and the third-most by a non-kicker.

### MOST POINTS SCORED BY A ROOKIE IN FRANCHISE HISTORY

Rk.	Player	Year	Points
1.	Fred Taylor (RB)	1998	102
2.	Maurice Jones-Drew (RB)	2006	96
3.	Josh Scobee (K)	2004	93
4.	Seth Marler (K)	2003	90
5.	<b>Leonard Fournette (RB) 2017</b>		<b>54</b>



## CARRIES ON CARRIES

RB **Leonard Fournette** has 231 carries on the season, which are the second-most by a rookie in Jaguars history. In the final two games of 2017, Fournette needs 34 carries (17.0 carries per game) to surpass **Fred Taylor** for the most rushing attempts in a season by a rookie in franchise history.

### MOST RUSHING ATTEMPTS IN A GAME AS A ROOKIE, FRANCHISE HISTORY

Player	Date	Attempts
Fred Taylor	Dec. 6, 1998 vs. Det.	32
<b>Leonard Fournette</b>	<b>Nov. 19, 2017 at Cle.</b>	<b>28</b>
<b>Leonard Fournette</b>	<b>Oct. 8, 2017 at Pit.</b>	<b>28</b>
Fred Taylor	Nov. 8, 1998 vs. Cin.	27
<b>Leonard Fournette</b>	<b>Sept. 10, 2017 at Hou.</b>	<b>26</b>

### MOST RUSHING ATTEMPTS IN A SEASON BY A ROOKIE, FRANCHISE HISTORY

Player	Year	Attempts
Fred Taylor	1998	264
<b>Leonard Fournette</b>	<b>2017</b>	<b>231</b>
T.J. Yeldon	2015	182



## ELITE RUNNING

In Week 14, RB **Leonard Fournette** rushed 24 times for 101 yards and one rushing TD against the Seahawks. Through 11 career games, Fournette has totaled 923 rushing yards and eight rushing TDs, becoming one of six players in the NFL to do so through 11 games since 1994.

### 900-PLUS RUSHING YARDS AND AT LEAST EIGHT RUSHING TDs THROUGH 11 GAMES, NFL, 1994-PRESENT

Player (year)	Yds	TDs
<b>Leonard Fournette (2017)</b>	<b>923</b>	<b>8</b>
Ezekiel Elliott (2016)	1,199	11
Todd Gurley (2015)	975	8
Doug Martin (2012)	1,050	9
Adrian Peterson (2007)	1,200	10
Marshall Faulk (1994)	909	10



## ANOTHER ONE

RB **Leonard Fournette**, who has totaled 923 rushing yards in 2017, needs 77 rushing yards to join former RB **Fred Taylor** (1998) as the only rookies in franchise history to rush for at least 1,000 yards. Fournette would also become just the third Jaguars player in franchise history to rush for at least 1,000 yards in a season, joining Taylor, who accomplished the feat seven times, and **Maurice Jones-Drew**, who accomplished the feat three times.

### MOST RUSHING YARDS IN A SEASON BY A ROOKIE, FRANCHISE HISTORY

Player (Year)	Yds
Fred Taylor (1998)	1,223
Maurice Jones-Drew (2006)	941
<b>Leonard Fournette (2017)</b>	<b>923</b>

# OFFENSIVE STATISTICS

## RISING ROOKIE RECORDS

RB **Leonard Fournette** tallied his first multi-TD game in Week 5 against the Steelers with rushing TDs of 2 and 90 yards, marking the eighth time in franchise history a rookie had multiple rushing TDs in a game. Fournette has totaled eight rushing TDs so far this season, the third-most by a rookie in franchise history.

### MOST RUSHING TDs IN A SEASON AS A ROOKIE, FRANCHISE HISTORY

Player	Year	TDs
Fred Taylor	1998	14
Maurice Jones-Drew	2006	12
<b>Leonard Fournette</b>	<b>2017</b>	<b>8</b>
Greg Jones	2004	3

### MOST RUSHING TDs IN A GAME AS A ROOKIE, FRANCHISE HISTORY

Player	Date	TDs
Fred Taylor	Nov. 15, 1998 vs. T.B.	3
<b>Leonard Fournette</b>	<b>Oct. 9, 2017 at Pit.</b>	<b>2</b>
Maurice Jones-Drew	Dec. 23, 2006 vs. N.E.	2
Maurice Jones-Drew	Dec. 10, 2006 vs. Ind.	2
Maurice Jones-Drew	Oct. 8, 2006 vs. NYJ	2
David Garrard	Oct. 13, 2002 at Ten.	2
Fred Taylor	Oct. 12, 1998 vs. Mia.	2
Fred Taylor	Dec. 6, 1998 vs. Det.	2

## FIRST 1,000 MILESTONE

In Week 14, RB **Leonard Fournette** rushed 24 times for 101 yards and one TD and caught four passes for 18 yards against the Seahawks. In 2017, Fournette has now totaled 923 rushing yards and eight rushing TDs on 231 rushes and 213 receiving yards and one receiving TD on 29 catches. His 1,136 scrimmage yards are the third-most by a rookie in franchise history.

### MOST SCRIMMAGE YARDS AS A ROOKIE, FRANCHISE HISTORY

Rk.	Player (Year)	Yards
1.	Fred Taylor (1998)	1,644
2.	Maurice Jones-Drew (2006)	1,377
3.	<b>Leonard Fournette (2017)</b>	<b>1,136</b>
4.	T.J. Yeldon (2015)	1,019

## RUN, ROOKIE, RUN

This season, rookie RB **Leonard Fournette** has rushed 231 times for 923 yards, including eight rushing TDs, in his first 11 games. Fournette's 923 rushing yards are the most by a Jaguars player through 11 career games.

### MOST RUSHING YARDS THROUGH 11 CAREER GAMES IN JAGUARS HISTORY

Rk.	Player (Year)	Yards
1.	<b>Leonard Fournette (2017)</b>	<b>923</b>
2.	Fred Taylor (1998)	822
3.	T.J. Yeldon (2015)	678
4.	Maurice Jones-Drew (2006)	454

## GOT IT DONE IN WEEK 1

Rookie RB **Leonard Fournette** rushed for 100 yards in Week 1 against the Texans, becoming the first Jaguars rookie and just the second Jaguar to rush for at least 100 yards in a season opener.

### MOST RUSHING YARDS IN WEEK 1 IN JAGUARS HISTORY

Rk.	Player (Year)	Yards
1.	James Stewart (1998)	115
2.	<b>Leonard Fournette (2017)</b>	<b>100</b>
3.	Maurice Jones-Drew (2010)	98
4.	Maurice Jones-Drew (2011)	97
	Maurice Jones-Drew (2009)	97

## FOURNETTE'S BIG GAME IN WEEK 6

In Week 6 against the Rams, RB **Leonard Fournette** recorded 21 carries for 130 rushing yards, the fifth-most rushing yards by a rookie in franchise history. The week before against the Steelers, Fournette gained 181 rushing yards, the second-most in a game by a Jaguars rookie and tied for the fifth-most in a game in franchise history.

### MOST RUSHING YARDS IN A GAME AS A ROOKIE, FRANCHISE HISTORY

Rk.	Player	Date	Rush Yds
1.	Fred Taylor	Dec. 6, 1998 vs. Det.	183
2.	<b>Leonard Fournette</b>	<b>Oct. 8, 2017 at Pit.</b>	<b>181</b>
3.	Maurice Jones-Drew	Dec. 10, 2006 vs. Ind.	166
4.	Maurice Jones-Drew	Dec. 24, 2006 vs. N.E.	131
5.	<b>Leonard Fournette</b>	<b>Oct. 15, 2017 vs. LAR</b>	<b>130</b>

### MOST RUSHING YARDS IN A GAME, FRANCHISE HISTORY

Rk.	Player	Date	Rush Yds
1.	Fred Taylor	Nov. 19, 2000 at Pit.	234
2.	Fred Taylor	Dec. 21, 2003 vs. N.O.	194
3.	Maurice Jones-Drew	Dec. 5, 2010 at Ten.	186
4.	Fred Taylor	Dec. 6, 1998 vs. Det.	183
5.	Fred Taylor	Dec. 3, 2000 vs. Cle.	181
	<b>Leonard Fournette</b>	<b>Oct. 9, 2017 at Pit.</b>	<b>181</b>

## FLEET OF FOOT

In Week 6, RB **Leonard Fournette** had a 75-yard TD run, his second-longest run from scrimmage this season and the eighth-longest in Jaguars regular season history. With rushing TDs of 90 and 75 yards in 2017, Fournette joins **Maurice Jones-Drew** (2009) as the only two players in Jaguars history to register multiple rushing TDs of 75-plus yards in a season.

### LONGEST RUNS IN FRANCHISE HISTORY

Player	Date	Yards
<b>Leonard Fournette</b>	<b>Oct. 9, 2017 at Pit.</b>	<b>90</b>
Maurice Jones-Drew	Nov. 1, 2009 at Ten.	80
Fred Taylor	Dec. 9, 2007 vs. Car.	80
Maurice Jones-Drew	Nov. 1, 2009 at Ten.	79
Fred Taylor	Oct. 12, 1998 vs. Mia.	77
Fred Taylor	Oct. 14, 2007 vs. Hou.	76
Fred Taylor	Dec. 10, 2006 vs. Ind.	76
<b>Leonard Fournette</b>	<b>Oct. 15, 2017 vs. LAR</b>	<b>75</b>

Fournette's 90-yard rushing TD in Week 5 was just the fifth time since 1950 that a player has scored a rushing TD of at least 90 yards in the fourth quarter (first since G.B.'s **Ahman Green** on Dec. 28, 2003).

### FOURTH QUARTER RUSHING TDs OF 90-PLUS YARDS SINCE 1950

Player (Team)	Date	Yards
<b>Leonard Fournette (JAX)</b>	<b>Oct. 9, 2017 at Pit.</b>	<b>90</b>
Ahman Green (G.B.)	Dec. 28, 2003 vs. Den.	98
Tony Dorsett (DAL)	Jan. 3, 1983 at Min.	99
Bob Hoernschemeyer (DET)	Nov. 23, 1950 vs. NYY	96
Jim Spavital (BAL)	Nov. 5, 1950 vs. G.B.	96

## HE'S GOING, GOING, GONE!

On the Jaguars' first play from scrimmage in Week 6 against the Rams, RB **Leonard Fournette** took the opening carry 75 yards for a TD. After rushing for a 90-yard TD on his final carry in Week 5 at Pittsburgh, and scoring on a 75-yard TD on his first carry in Week 6 vs. the Los Angeles Rams, Fournette became the first player in NFL history to score rushing TDs of 75-plus yards on consecutive carries in a single season, according to ESPN Stats and Information.

# OFFENSIVE STATISTICS



## BLAKE THE BUILDER

In 2017, QB **Blake Bortles** has thrown for 3,147 passing yards and 19 TDs on 268 of 439 passng.

### BLAKE BORTLES CAREER STATISTICS

	G/GS	ATT	CMP	YDS	SK/YD	TD	LG	IN	RT
2014	14/13	475	280	2,908	55/345	11	63t	17	69.5
2015	16/16	606	355	4,428	51/320	35	90t	18	88.2
2016	16/16	625	368	3,905	34/197	23	51t	16	78.8
2017	14/14	439	268	3,147	21/109	19	75t	8	89.7
Career	60/59	2,145	1,271	14,388	161/971	88	90t	59	81.6

*Single-Season Franchise Record*



## RED ZONE REINDEER

This season in the red zone, QB **Blake Bortles** has completed 26 of 47 passes for 186 yards, 16 TDs and zero INTs for a 104.3 passer rating, which is the sixth-best red zone passer rating in the NFL (min. 40 pass attempts).

### RED ZONE PASSER RATING, NFL, 2017 (min. 40 pass attempts)

Rk.	Player	Comp-Att	Yards	TDs	INTs	Rating
1.	Carson Wentz	37-57	277	23	0	116.0
2.	Eli Manning	27-43	193	13	0	112.7
3.	Drew Brees	47-68	230	15	1	107.2
4.	Case Keenum	28-47	175	14	0	106.8
5.	Jared Goff	40-70	290	20	0	106.5
6.	<b>Blake Bortles</b>	26-47	186	16	0	104.3



## TOP QB IN WEEKS 13-15

Over the last three weeks, QB **Blake Bortles** has completed 65 of 91 passes (71.4 comp. pct.) for 903 yards, seven TDs, zero INTs and a passer rating of 128.6, while being sacked just twice. Bortles leads the league with his 128.6 passer rating for Weeks 13-15 and he is the only QB in the NFL entering Week 16 to throw for at least 250 yards and two TDs with zero INTs in three consecutive games.

### PASSER RATING, NFL, WEEKS 13-15

Rk.	Player	Comp-Att	Yards	TDs	INTs	Rating
1.	<b>Blake Bortles</b>	65-91	903	7	0	128.6
2.	Alex Smith	62-97	865	6	1	108.8
3.	Case Keenum	72-97	743	6	2	107.9
4.	Drew Brees	77-105	825	5	2	103.9
5.	Cam Newton	50-83	562	7	1	103.6



## SHOCKED THE SEAHAWKS

QB **Blake Bortles** had a passer rating of 123.7 against Seattle in Week 14. This marks just the third game, regular or postseason, that the Seahawks have allowed a QB to post a passer rating of 123 or higher with a minimum of 20 pass attempts since 2015.

### PASSER RATING VS. THE SEAHAWKS IN A SINGLE GAME, NFL, 2015-PRESENT

Rk.	Player	Date	Rating
1.	Aaron Rodgers	Dec. 11, 2016	150.8
2.	Matt Ryan	Jan. 14, 2017	125.7
3.	<b>Blake Bortles</b>	Dec. 12, 2017	123.7



## ON THE ROAD, AGAIN

Jacksonville defeated Cleveland, 19-7, in Week 11. The road victory was their fourth in six road games this season, and they are now the fourth team in franchise history to accomplish four wins in six road games and the first since 2007. In 1999, Jacksonville won seven of eight road games.



## PASSER RATING BESTS

QB **Blake Bortles** completed 21 of 29 passes (72.4 comp. pct.) for 326 yards and three TDs for a 143.8 passer rating in Week 15. His 143.8 passer rating marked the highest passer rating of his 60-game career. His 143.8 passer rating also marked his fifth game with a passer rating of at least 100.0 this season (128.2 vs. BAL, Sept. 24; 124.7 at IND, Oct. 22; 119.8 vs. IND, Dec. 3; 123.7 vs. SEA, Dec. 10). The Jaguars are 5-0 this season and 8-3 during his career when he registers a passer rating of 100.0-plus.

### BORTLES' HIGHEST PASSER RATINGS IN HIS CAREER

Date	Opponent	Passer Rating
12/17/17	Houston	143.8
12/06/15	Tennessee	134.5
9/24/17	Baltimore	128.2
10/11/15	Tampa Bay	125.4
10/22/17	Indianapolis	124.7
12/27/15	New Orleans	124.5
12/10/17	Seattle	123.7
12/3/17	Indianapolis	119.8



## THREES A CROWD

In Week 14, QB **Blake Bortles** threw three passing TDs in the first half against Houston: a 5-yard TD pass to **Jaydon Mickens** in the first quarter, a 14-yard TD pass to Mickens in the second quarter and a 9-yard TD pass to **Keelan Cole** in the second quarter. Bortles became the second QB in franchise history to throw three TD passes in the first half of a game (**Mark Brunell**, Sept. 9, 2001).



## BORTLES MOVES INTO THIRD

QB **Blake Bortles** ranks third in Jaguars history in career pass attempts (2,145), career pass completions (1,271) and career passing yards (14,388).

### CAREER PASS ATTEMPTS, FRANCHISE HISTORY

Rk.	Player	Att.
1.	Mark Brunell	3,616
2.	David Garrard	2,281
3.	<b>Blake Bortles</b>	2,145
4.	Byron Leftwich	1,344

### CAREER PASS COMPLETIONS, FRANCHISE HISTORY

Rk.	Player	Comp.
1.	Mark Brunell	2,184
2.	David Garrard	1,406
3.	<b>Blake Bortles</b>	1,271
4.	Byron Leftwich	789

### CAREER PASSING YARDS, FRANCHISE HISTORY

Rk.	Player	Yards
1.	Mark Brunell	25,698
2.	David Garrard	16,003
3.	<b>Blake Bortles</b>	14,388
4.	Byron Leftwich	9,042



## BORTLES' BALL PROTECTION

QB **Blake Bortles** didn't turn the ball over and wasn't sacked against Seattle in Week 14, marking the fifth time he has achieved the feat in his career. The first was the Jaguars' victory over Miami in Week 2 in 2015, and he has accomplished it three other times this season against Houston in Week 1, Baltimore in Week 3 and Cincinnati in Week 9. Bortles' record is 5-0 in these games.

# OFFENSIVE STATISTICS

## CONSISTENCY IS KEY

In Week 15 against the Texans, QB **Blake Bortles**' 143.8 passer rating marked the highest passer rating of his 60-game career. Since Week 13, Bortles has posted at least a 100.0 passer rating in three consecutive games, joining **Mark Brunell**, **Quinn Gray** and **David Garrard** as the only QBs in franchise history to accomplish the feat. If Bortles posts another 100.0-plus passer rating against the 49ers on Sunday, he and Garrard will be the only franchise QBs to do so in four consecutive games.

### MOST CONSECUTIVE GAMES WITH AT LEAST 100.0 PASSER RATING IN FRANCHISE HISTORY

Year	Player	Weeks	Games
2017	Blake Bortles	13-15	3
2007	Quinn Gray	14-17	3
2007	David Garrard	2-6	4
2002	Mark Brunell	13-15	3
1998	Mark Brunell	8-10	3

## BORTLES' SEASON BEST IN WEEK 7

In Week 7 at Indianapolis, QB **Blake Bortles** completed 18 of 26 passes for 330 yards, one TD and zero INTs for a 124.7 passer rating. Bortles' 330 passing yards were the sixth-most in his 60-game career. Bortles finished the game averaging 12.7 yards per pass attempt, the highest mark of his career and the highest mark in franchise history among players with at least three pass attempts.

### MOST PASSING YARDS BY BORTLES IN HIS 60-GAME CAREER

Date	Opponent	Comp.	Att.	Pass Yds.
11/8/15	New York Jets	24	40	381
12/27/15	New Orleans	27	35	368
10/27/16	Tennessee	33	54	337
10/12/14	Tennessee	32	46	336
10/18/15	Houston	30	53	331
10/22/17	Indianapolis	18	26	330

## STRONG HALF IN WEEK 7

In Week 15 vs. Houston, QB **Blake Bortles** completed 21 of 25 passes for 246 yards and three TDs in the first half for a 139.3 passer rating. His 139.3 first half passer rating marks the fourth-best passer rating in a half in his NFL career and the second time he has surpassed a passer rating of 130.0 in the first half.

### BORTLES' HIGHEST PASSER RATINGS IN A HALF IN HIS CAREER

Date	Opponent	Half	Passer Rating
12/27/15	New Orleans	2	158.3
12/13/15	Indianapolis	2	146.2
9/20/15	Miami	1	145.7
12/6/15	Tennessee	2	141.3
12/17/17	Houston	1	139.3
10/11/15	Tampa Bay	2	131.7
10/22/17	Indianapolis	1	129.2

## THE RUNNING QB

Since 2014, QB **Blake Bortles** has a 6.31-yard rushing avg., the highest among all QBs in the NFL with a minimum of 150 rushing attempts. In 2017, Bortles has totaled 283 rushing yards on 50 carries (5.66 rushing avg.), including two TDs.

### MOST YARDS PER CARRY BY AN ACTIVE QB, NFL, 2014-PRESENT (min. 150 attempts)

Rk.	Player	Att.	Rush Avg.
1.	Blake Bortles	217	6.31
2.	Russell Wilson	374	6.25
3.	Aaron Rodgers	192	5.77
4.	Tyrod Taylor	269	5.50

## BORTLES 300

In Week 15 vs. the Texans, QB **Blake Bortles** threw for 326 yards, his third 300-yard passing game this season. Overall, Bortles has produced 15 300-yard performances in his 60-game NFL career, the second-most such games by a Jaguars QB (**Mark Brunell**, 1995-2003; 22 games).

### MOST 300-YARD PASSING GAMES, SINGLE-SEASON, FRANCHISE HISTORY

Rk.	Player (Year)	Games
1.	Blake Bortles (2015).....	6
	Mark Brunell (1996).....	6
3.	Blake Bortles (2016).....	5
4.	Blake Bortles (2017).....	3
	Mark Brunell (2000, '99, '97) ...	3

### MOST CAREER 300-YARD PASSING GAMES IN FRANCHISE HISTORY

Rk.	Player (Year)	Games
1.	Mark Brunell (1995-2003).....	22
2.	Blake Bortles (2014-17).....	15
3.	David Garrard (2002-10).....	6

## MAGIC IN THE AIR

QB **Blake Bortles** became the fastest player in team history to surpass 10,000 career passing yards (41 games). Below is a breakdown of the most passing yards through 60 career games by a Jaguars QB.

### PASSING YARDS THROUGH 60 CAREER GAMES BY A JAGUARS QB

Rk.	Player	Years	Yards
1.	Blake Bortles	2014-17	14,388
2.	Mark Brunell	1995-98	13,213
3.	David Garrard	2002-08	10,290

## BACK-TO-BACK-TO-BACK IN WEEK 14

In the third quarter of Week 14 against the Seahawks, the Jaguars scored on three consecutive plays from scrimmage. To start the streak, QB **Blake Bortles** threw an 18-yard TD pass to WR **Dede Westbrook** followed by a 75-yard receiving TD by WR **Keelan Cole** and finished with a 1-yard rushing TD from RB **Leonard Fournette**. This marks the first time a team has scored on three consecutive plays from scrimmage since Minnesota did so in the second quarter against Green Bay on Dec. 24, 2004.

## BORTLES BOLTS IN WEEK 12

QB **Blake Bortles** had six carries for 62 yards and two rushing TDs against Arizona. Bortles, who scored on rushing TDs of 17 yards and one yard, registered the first game of his career with multiple rushing TDs. This marks just the third time in Jaguars history that a QB recorded two rushing TDs in a game (**Quinn Gray** on Dec. 31, 2006; **David Garrard** on Oct. 13, 2002).

## TDS X 4 AGAINST BALTIMORE

QB **Blake Bortles** completed 20 of 31 passes for 244 yards and four TDs vs. Baltimore in Week 3, marking his fourth career game with at least four passing TDs and just the eighth time that a Jaguars QB has achieved the feat. Bortles' four career games with four-plus passing TDs are the most in franchise history.

### FOUR-PLUS PASSING TDs IN A GAME, FRANCHISE HISTORY

Rk.	Player (Date)	Passing TDs
1.	Blake Bortles (9/24/17)	4
2.	Blake Bortles (12/27/15)	4
3.	Blake Bortles (12/6/15)	5
4.	Blake Bortles (10/11/15)	4
5.	Chad Henne (11/18/12)	4
6.	David Garrard (10/31/10)	4
7.	Quinn Gray (12/30/07)	4
8.	Mark Brunell (11/29/1998)	4

# OFFENSIVE STATISTICS

## 4 COLE'S EYEZ ONLY

Undrafted rookie WR **Keelan Cole** tallied seven receptions for 186 yards in Week 15 vs. Houston, including one TD. Cole, who has caught a TD pass in three consecutive games entering Week 16, is the first rookie in franchise history to catch a TD pass in three consecutive games. Cole's 186 receiving yards were the second-most in franchise history and the most since **Justin Blackmon's** 236 receiving yards on Nov. 18, 2012 at Houston.

### MOST RECEIVING YARDS IN FIRST SEASON BY UDFA ROOKIE, FRANCHISE HISTORY

Rk.	Player (Year)	Rec.	Yds.	TDs
1.	Allen Hurns (2014)	51	677	6
2.	<b>Keelan Cole (2017)</b>	<b>25</b>	<b>607</b>	<b>3</b>
3.	Elvis Joseph (2001)	18	183	2
4.	Cortez Hankton (2003)	17	166	0
5.	Chastin West (2011)	13	163	2

## THE UNDRAFTED

WR **Allen Hurns** is in his fourth season in the NFL as an undrafted player. Below is where Hurns ranks among undrafted WRs through the first four seasons in receiving yards (13th), TDs (ninth) and receptions (12th).

### RECEIVING YARDS THROUGH FIRST FOUR SEASONS BY UDFA WRs

Rk	Player (Years)	Rec.
12.	Davone Bess (2008-11)	2,669
13.	<b>Allen Hurns (2014-17)</b>	<b>2,631</b>
14.	Jeff Chadwick (1983-86)	2,630

### TOUCHDOWNS THROUGH FIRST FOUR SEASONS BY UDFA WRs

Rk	Player (Years)	Rec. TDs
8.	Oronde Gadsden (1998-2001)	22
9.	<b>Allen Hurns (2014-17)</b>	<b>21</b>
	Rod Smith (1995-98)	21

### RECEPTIONS THROUGH FIRST FOUR SEASONS BY UDFA WRs

Rk	Player (Years)	Receptions
11.	Drew Pearson (1973-76)	188
12.	<b>Allen Hurns (2014-17)</b>	<b>186</b>
13.	Rod Smith (1995-98)	178

## A FOR ALLEN

WR **Allen Hurns** (14.1) is tied for second in Jaguars history in career yards per reception (min. 100 receptions). In Week 10 vs. LAC, Hurns totaled 70 yards on seven receptions.

### MOST YARDS PER RECEPTION, FRANCHISE HISTORY (min. 100 receptions)

Rk.	Player (Year)	Avg.	Rec.	Yds.
1.	Jimmy Smith (1995-2005)	14.3	862	12,287
2.	<b>Allen Hurns (2014-17)</b>	<b>14.1</b>	<b>186</b>	<b>2,587</b>
	Allen Robinson (2014-17)	14.1	202	2,848
4.	Ernest Wilford (2004-10)	13.9	153	2,120
5.	Mike Sims-Walker (2008-11)	13.5	107	1,442

## TRIPLE THREAT IN WEEK 7

In Week 7 at Indianapolis, the Jaguars had a 300-yard passer (**Blake Bortles** - 330), a 100-yard rusher (**T.J. Yeldon** - 122) and a 100-yard receiver (**Allen Hurns** - 101) for the first time since Nov. 14, 2010, when **David Garrard** threw for 342 yards, **Maurice Jones-Drew** rushed for 100 yards and **Mike Thomas** had 149 receiving yards. This marks only the seventh time in Jaguars history that the team accomplished this feat.

## IT'S A COLE WORLD

In Week 15, WR **Keelan Cole** caught seven passes for 186 yards, including one TD. This marks his first 100-yard game in his career. Cole registered 113 yards in the first half against the Texans, becoming the first Jaguars player since Allen Robinson (103 receiving yards in the first half) on Dec. 24, 2016 vs. Tennessee to gain over 100 receiving yards in a half. Cole's 186 receiving yards are the second-most by a rookie in franchise history.

### MOST RECEIVING YARDS BY A ROOKIE IN A GAME IN FRANCHISE HISTORY

Rk.	Player	Date	Opponent	Yds
1.	Justin Blackmon	11/18/12	at Houston	236
2.	<b>Keelan Cole</b>	<b>12/17/17</b>	<b>vs. Houston</b>	<b>186</b>
3.	Pete Mitchell	11/19/95	at Tampa Bay	161
4.	Matt Jones	11/13/05	vs. Baltimore	117
5.	Willie Jackson	12/10/95	vs. Indianapolis	113

## LEWIS PLAYS 150

TE **Mercedes Lewis** (168) has appeared in the third-most games in Jaguars history, trailing **Brad Meester** (209) and **Jimmy Smith** (171). Lewis needs to play in one more game to break a tie with **Josh Scobee**.

### CAREER GAMES PLAYED AS A JAGUAR

Rk.	Player (Years)	Games
1.	Brad Meester (2000-13)	209
2.	Jimmy Smith (1995-2005)	171
3.	<b>Mercedes Lewis (2006-17)</b>	<b>168</b>
	Josh Scobee (2004-14)	168

With the start against Houston last Sunday, Lewis has started 154 games as a Jaguar, the second-most in franchise history.

### CAREER GAMES STARTED AS A JAGUAR

Rk.	Player (Years)	Starts
1.	Brad Meester (2000-13)	209
2.	<b>Mercedes Lewis (2006-17)</b>	<b>154</b>
3.	Jimmy Smith (1995-2005)	150

## TOP TIGHT END

Twelfth-year TE **Mercedes Lewis** ranks first in Jaguars history in receptions (372), receiving yards (4,467) and receiving TDs (33) by a TE.

### MOST RECEPTIONS BY A TE, FRANCHISE HISTORY

Rk.	Player	Receptions
1.	<b>Mercedes Lewis</b>	<b>372</b>
2.	Kyle Brady	241
3.	Pete Mitchell	191

### MOST RECEIVING YARDS BY A TE, FRANCHISE HISTORY

Rk.	Player	Yards
1.	<b>Mercedes Lewis</b>	<b>4,467</b>
2.	Kyle Brady	2,500
3.	Pete Mitchell	2,091

### MOST RECEIVING TDs BY A TE, FRANCHISE HISTORY

Rk.	Player	TDs
1.	<b>Mercedes Lewis</b>	<b>33</b>
2.	Kyle Brady	13
3.	Damon Jones	11
	Pete Mitchell	11



# OFFENSIVE STATISTICS

## LUXURY MERCEDES

After scoring a receiving TD against Cleveland in Week 11, TE **Mercedes Lewis** has produced 33 career receiving TDs, the second-most in franchise history, and has 370 career receptions, the third-most in franchise history.

### MOST RECEIVING TDs, FRANCHISE HISTORY

Rk.	Player (Years)	Rec. TDs
1.	Jimmy Smith (1995-2005).....	67
2.	<b>Mercedes Lewis (2006-17) .....</b>	<b>33</b>
3.	Keenan McCardell (1996-2001) ...	30

### MOST RECEPTIONS, FRANCHISE HISTORY

Rk.	Player (Years)	Receptions
1.	Jimmy Smith (1995-2005).....	862
2.	Keenan McCardell (1996-2001) ..	499
3.	<b>Mercedes Lewis (2006-17) .....</b>	<b>372</b>

## TIGHT ENDS STAYING PUT

TE **Mercedes Lewis** has played in 168 career games as a Jaguar, the fourth-longest tenure among active TEs who have played their entire career with the team that drafted them.

### MOST GAMES PLAYED BY A TIGHT END FOR ONE TEAM, NFL, ACTIVE PLAYERS

Rk.	Player (Team)	Games
1.	Jason Witten (DAL) .....	237
2.	Antonio Gates (LAC) .....	218
3.	Brent Celek (PHI).....	173
4.	<b>Mercedes Lewis (JAX) .....</b>	<b>168</b>
5.	Rob Gronkowski (N.E.) .....	100

## FRANCHISE 4000

TE **Mercedes Lewis** (4,467) joins former WRs **Jimmy Smith** (12,287 from 1995-2005) and **Keenan McCardell** (6,393 from 1996-2001) as the only players in Jaguars history with at least 4,000 career receiving yards.

### MOST RECEIVING YARDS, FRANCHISE HISTORY

Rk.	Player (Years)	Yards
1.	Jimmy Smith (1995-2005) .....	12,287
2.	Keenan McCardell (1996-2001) .....	6,393
3.	<b>Mercedes Lewis (2006-17) .....</b>	<b>4,467</b>

## HAT TRICK FOR LEWIS IN WEEK 3

In Week 3, TE **Mercedes Lewis** caught three TD passes from QB **Blake Bortles** against Baltimore. Lewis joins WR **Allen Robinson** and former WR **Jimmy Smith** as the only players in franchise history to catch three TD passes in a single game.

### MOST RECEIVING TDs IN A GAME, FRANCHISE HISTORY

Date	Opponent	Player	TDs
Sept. 24, 2017	Baltimore	<b>Mercedes Lewis</b>	<b>3</b>
Dec. 6, 2015	Tennessee	Allen Robinson	3
Sept. 10, 2000	Baltimore	Jimmy Smith	3

## WEMBLEY'S WINNERS

Fourth-year WR **Allen Hurns** made three receptions for 20 yards (6.7 rec. avg.) and one TD against Baltimore at Wembley Stadium, marking his third consecutive game with a TD reception at London's Wembley Stadium. Hurns joins **Brandon Lloyd** and teammate **Mercedes Lewis** as the only players in NFL history to catch at least three TD passes at Wembley Stadium.

## UNDRAFTED ROOKIES

Since the Jaguars' inaugural season in 1995, there have been 42 undrafted rookies to make the club's opening day roster. In the last 10 years, the Jaguars have had at least one undrafted rookie on the opening day roster each year.

Year	Player
2017	WR <b>Keelan Cole</b>
2016	S <b>Jarrod Wilson</b>
2015	LB <b>Thurston Armbrister</b> , RB <b>Corey Grant</b> , CB <b>Nick Marshall</b>
2014	WR <b>Allen Hurns</b> , G <b>Tyler Shatley</b> , OT <b>Josh Wells</b>
2013	DT <b>Abry Jones</b> , LB <b>LaRoy Reynolds</b> , LS <b>Carson Tinker</b>
2012	DB <b>Antwon Blake</b> , WR <b>Kevin Elliott</b> , LB <b>Julian Stanford</b> , C <b>Mike Brewster</b>
2011	OT <b>Cameron Bradfield</b> , WR <b>Jamar Newsome</b> , CB <b>Kevin Rutland</b>
2010	LB <b>Jacob Cutrera</b> , OT <b>Kevin Haslam</b> , DE <b>Aaron Morgan</b>
2009	LB <b>Russell Allen</b> , DE <b>Julius Williams</b>
2008	CB <b>Brian Witherspoon</b> , CB <b>Isaiah Gardner</b>

## BILETNIKOFF BUDDIES

In 2017, the Jaguars selected Oklahoma WR **Dede Westbrook** in the fourth round (110th overall) of the draft. Westbrook set the OU single-season record with 17 receiving TDs in 2016 and became the Sooners' first winner of the Biletnikoff Award, given to the nation's most outstanding receiver. Westbrook joins teammate **Margise Lee** as two of 21 college receivers who have won the prestigious award. Westbrook and Lee are one of two receiving duos in the NFL who have won the Biletnikoff Award (OAK-**Amani Cooper**, 2015; **Michael Crabtree**, 2007-08).

## DRIVE STREAK

In Week 7 against the Colts, the Jaguars scored on their first four possessions (two TDs, two FGs) for the first time since Week 15 of the 2001 season (FG, TD, FG, FG) against Minnesota (W, 33-3). Jacksonville's four straight scoring drives to start a game was the third-longest streak in franchise history.

### LONGEST STREAKS OF SCORING DRIVES TO START A REGULAR SEASON GAME IN FRANCHISE HISTORY

Streak	Date	Opponent	Scores
7	Dec. 12, 2000	vs. ARI	FG, TD, TD, TD, FG, FG, TD
5	Oct. 31, 1999	at CIN	TD, TD, FG, TD, FG
4	<b>Oct. 22, 2017</b>	<b>at IND</b>	<b>TD, TD, FG, FG</b>
4	Dec. 23, 2001	at MIN	FG, TD, FG, FG

## HURNS ON THE HAUL IN WEEK 7

Fourth-year WR **Allen Hurns** led the team with five receptions for a game-high 101 yards (20.2 rec. avg.) in Week 7 at Indianapolis. His 100-yard performance in Week 7 marked Hurns' first 100-yard receiving performance since Dec. 27, 2015, when he posted 107 receiving yards at New Orleans. It also marked the eighth 100-yard game of Hurns' career.

## YELDON HITS 100 IN WEEK 7

After being inactive for the first six games of the season, RB **T.J. Yeldon** made his 2017 debut in Week 7 and rushed nine times for 122 yards (13.6 rush avg.), including a 58-yard TD. It marked Yeldon's first rushing TD since Sept. 11, 2016 against Green Bay, and his first game with over 100 yards rushing since Oct. 25, 2015 against Buffalo. It was Yeldon's third career 100-yard game and his second in Indianapolis.

# OFFENSIVE STATISTICS



## OFFENSIVE OUTPUT

In Week 7 against the Colts, the Jaguars finished with 518 total net yards, including 188 total rushing yards and 330 total net passing yards. The Jaguars' 518 total net yards were the most in a game since 519 total net yards on Sept. 20, 1998 vs. Baltimore.

### MOST TOTAL NET YARDS IN A GAME IN FRANCHISE HISTORY

Rk.	Date	Opponent	Total Yards
1.	Oct. 20, 1996	St. Louis	538
2.	Sept. 20, 1998	Baltimore	519
<b>3.</b>	<b>Oct. 22, 2017</b>	<b>Indianapolis</b>	<b>518</b>
4.	Nov. 21, 1999	New Orleans	494
5.	Oct. 18, 2009	St. Louis	492



## LONDON CALLING

On Aug. 21, 2012, the Jaguars made history by becoming the first NFL team to commit to playing four home games at London's historic Wembley Stadium. Jaguars Owner **Shad Khan**, along with NFL Commissioner **Roger Goodell**, declared that the Jaguars would play one game each season in the United Kingdom from 2013-16. The deal has been extended through 2020.

On Sept. 24, the Jaguars defeated Baltimore, 44-7, in a Week 3 matchup at Wembley Stadium, which was the team's third consecutive win in London. The official attendance for the game was 84,592, a record for any NFL game played in the United Kingdom.

### JAGUARS ALL-TIME RECORD IN LONDON (2013-17 seasons)

Date	Week	Opponent	Result	Attendance
9/24/17	3	Baltimore Ravens	W, 44-7	84,592
10/2/16	4	Indianapolis Colts	W, 30-27	83,764
10/25/15	7	Buffalo Bills	W, 34-31	84,021
11/9/14	10	Dallas Cowboys	L, 17-31	83,603
10/27/13	8	San Francisco 49ers	L, 10-42	83,559



## KINGS OF THE NORTH

After defeating the Browns in Week 11, the Jaguars completed their sweep of AFC North opponents this season, marking the first time to sweep an entire division since 2005 (AFC North). Since the realignment in 2002, the Jaguars have twice swept an entire AFC or NFC division in a single season.

### 2017 AFC NORTH MATCHUPS

Date	Opponent	Final Score
Sept. 24, 2017	vs. Baltimore	W, 44-7
Oct. 8, 2017	at Pittsburgh	W, 30-9
Nov. 5, 2017	vs. Cincinnati	W, 23-7
Nov. 19, 2017	at Cleveland	W, 19-7



## THIRD DOWN SUCCESS

In Week 9 against the Bengals, the Jaguars finished the game with 12 third down conversions, tied for the most in franchise history. Jacksonville finished the first half converting 9 of 11 third downs, the most third down conversions in a half since 2000. The team finished 67 percent on third down and registered its highest single-game third down percentage since Week 13 of the 2015 season against Tennessee.

### MOST THIRD DOWN CONVERSIONS IN A GAME IN FRANCHISE HISTORY

Date	Opponent	3rd Downs
Nov. 5, 2017	Cincinnati	12 of 18
Nov. 14, 2004	Detroit	12 of 22
Oct. 22, 1995	Cleveland	12 of 17



## 45 POINTS

The Jaguars finished with 45 points in Week 15 against the Texans, tied for the fourth-most in franchise history and the most since scoring a franchise-record 51 points against the Colts on Dec. 13, 2015. The Jaguars also scored 44 points earlier this year against Baltimore, tied for sixth-most in team history.

### MOST POINTS IN A GAME IN FRANCHISE HISTORY

Rk.	Date	Opponent	Score
1.	12/13/15	Indianapolis	51-16
2.	12/23/07	Oakland	49-11
3.	12/3/00	Cleveland	48-0
4.	<b>12/17/17</b>	<b>Houston</b>	<b>45-7</b>
	11/1/98	Baltimore	45-19
6.	<b>9/24/17</b>	<b>Baltimore</b>	<b>44-7</b>
	12/10/09	Indianapolis	44-17
	12/10/00	Arizona	44-10



## OVERTIME STREAK BROKEN

The Jaguars overtime win against the Chargers in Week 10 broke a six-game overtime losing streak. Prior to Week 10, the last time the Jaguars had won an overtime game was on Oct. 18, 2009 against St. Louis (final score: 23-20). Jacksonville has played in 17 overtime games and is 8-9 in overtime games. Below is a breakdown of overtime games in franchise history:

### OVERTIME GAMES IN FRANCHISE HISTORY

Date	Opponent	Final Score
Nov. 12, 2017	Los Angeles Chargers	W, 20-17
Oct. 1, 2017	at New York Jets	L, 20-23
Oct. 4, 2015	at Indianapolis	L, 13-16
Nov. 18, 2012	at Houston	L, 37-43
Oct. 21, 2012	at Oakland	L, 23-26
Sept. 9, 2012	at Minnesota	L, 23-26
Dec. 26, 2010	Washington	L, 17-20
Oct. 18, 2009	St. Louis	W, 23-20
Sept. 28, 2008	Houston	W, 30-27
Oct. 1, 2006	at Washington	L, 30-36
Oct. 16, 2005	at Pittsburgh	W, 23-17
Sept. 25, 2005	at New York Jets	W, 26-20
Nov. 14, 2004	Detroit	W, 23-17
Oct. 29, 2000	at Dallas	W, 23-17
Oct. 26, 1997	at Pittsburgh	L, 17-23
Nov. 24, 1996	at Baltimore	W, 28-25
Sept. 22, 1996	at New England	L, 25-28



## WINNING MARGIN

Jacksonville defeated Indianapolis, 27-0, in Week 7. The 27-point road margin of victory was the third-largest in team history and the third win on the road by at least 20 points this season (Pittsburgh, 29-7, Week 5; Houston, 30-9, Week 1). Week 3's 44-7 win at Wembley Stadium was a Jaguars home game.

### LARGEST ROAD MARGIN OF VICTORY IN FRANCHISE HISTORY

Opponent	Date	Score	Margin
Cincinnati	Oct. 31, 1999	41-10	31
Minnesota	Dec. 23, 2001	33-3	30
<b>Indianapolis</b>	<b>Oct. 22, 2017</b>	<b>27-0</b>	<b>27</b>
Baltimore	Nov. 1, 1998	45-19	26
Detroit	Nov. 9, 2008	38-14	24
Atlanta	Nov. 7, 1999	30-7	23
<b>Houston</b>	<b>Sept. 10, 2017</b>	<b>29-7</b>	<b>22</b>
<b>Pittsburgh</b>	<b>Oct. 8, 2017</b>	<b>30-9</b>	<b>21</b>

# DEFENSIVE STATISTICS



## DEFENSE OPENING DRIVE SUCCESS

In 2017, the Jaguars have stopped their opponent from scoring on their opening possession in 12 of the first 14 games, tied for the second-most games in franchise history. Their 12 opening drive stops are their most in 14 games since 2014 (12) and are two shy of the franchise record of 14 in 2001.

### NO OPPONENT OPENING OFFENSIVE POSSESSION SCORES (TD or FG) IN FRANCHISE HISTORY

Year	Through 14 Games	Season Total
2017	12	12
2016	10	12
2015	7	8
2014	12	12
2013	7	7
2012	8	9
2011	6	8
2010	7	7
2009	8	9
2008	5	6
2007	11	13
2006	10	12
2005	10	12
2004	11	11
2003	8	8
2002	8	10
2001	<b>13</b>	<b>14</b>
2000	10	12
1999	11	12
1998	12	13
1997	10	12
1996	12	13
1995	8	9

Bold - Franchise Record



## #SACKSONVILLE

In Week 15 against the Texans, the Jaguars posted four sacks of QB T.J. Yates. In 2017, the Jaguars have totaled 51 sacks, the most in the NFL.

### MOST SACKS, NFL, 2017

Team	Sacks
Jacksonville	51
Los Angeles Rams	47
Pittsburgh	43
Carolina	43
Tennessee	40

The Jaguars' 51 sacks are the second-most through the first 14 games of a season in franchise history. Jacksonville needs at least four sacks in Week 16 to have the most through 15 games in Jaguars history. The team record is 57 sacks in a season (1999).

### MOST SACKS THROUGH FIRST 14 GAMES OF A SEASON, JAGUARS HISTORY

Year	Sacks
1999	54
2017	51
2005	42
2001	40
1997	40



## DUVAL'S DEFENSE

Through 14 games, the Jaguars are the only team to have four players with at least 7.0 sacks each this season (DL Calais Campbell 14.5; DE Yannick Ngakoue 11.0; DL Malik Jackson 8.0; DE Dante Fowler Jr. 7.5). The Jaguars are the first team to do so since the Buffalo Bills in 2013. Jacksonville has never had four players with at least 7.0 sacks each in a season.



## NO RED ZONE FOR YOU.

In 2017, the Jaguars have allowed 20 red zone drives, the fewest in the NFL. Of those drives, opponents have scored just seven TDs for a 35 percent TD rate, the lowest rate in the NFL. Jacksonville's defense has not allowed a red zone TD since Week 10 against the Los Angeles Chargers. The team with the next fewest amount of red zone TDs in that span is the Chargers and they have allowed six.

### RED ZONE TDs ALLOWED, NFL, WEEK 10- PRESENT

Rank	Team	RD Drives	RD TDs
1.	Jacksonville	4	0
2.	Los Angeles Chargers	13	6
3.	Tennessee	23	7
	New York Jets	17	7



## TEAM TAKEAWAY

The Jaguars defense registered one takeaway (INT) against the Texans in Week 15. The Jaguars were able to score seven points from the takeaway and have totaled 123 points from turnovers on the season, the most in the league in 2017.

### MOST TAKEAWAYS, NFL, 2017

Rk.	Team	Takeaways
1.	Baltimore	33
2.	Jacksonville	31
3.	Detroit	27

### MOST POINTS SCORED OFF TURNOVERS, NFL, 2017

Rk.	Team	Points Scored
1.	Jacksonville	123
2.	Baltimore	118
3.	Los Angeles Rams	107

The Jaguars 31 takeaways (30 defensive, one special teams) are a new franchise record with two games remaining.

### MOST TAKEAWAYS IN A SEASON IN FRANCHISE HISTORY

Rk.	Year	Takeaways
1.	2017	31
1.	1998	30
	1999	30
	2000	30
	2007	30



## INTERCEPTION PERCEPTION

In Week 15, S Barry Church intercepted a pass from Texans QB T.J. Yates. The Jaguars have totaled 20 INTs this season, the second-most in the NFL and tying a franchise record. If the Jaguars intercept one more pass in the final two games, they will surpass the previous franchise record of 20 INTs in a single season (2006 & 2007). The Jaguars have five players with at least three INTs this season, the most in the NFL. No other team has more than three players with three-plus INTs.

### MOST INTs, NFL, 2017

Rk.	Team	INTs
1.	Baltimore	22
2.	Jacksonville	20
3.	Philadelphia	17
4.	Four Teams	16

### MOST INTs IN A SEASON, FRANCHISE HISTORY

Rk.	Year	INTs
1.	2017	20
	2007	20
	2006	20
4.	2005	19
	1999	19

# DEFENSIVE STATISTICS

## STRAIGHT FACTS.

Through 14 games this season, the Jaguars have 31 takeaways and have allowed fewer than 210 points (209). In the last 10 years, only two other teams have totaled at least 31 takeaways and allowed fewer than 210 points through the first 14 games. One won the Super Bowl and the other advanced to the NFC Championship game.

### 31-PLUS TAKEAWAYS AND FEWER THAN 210 POINTS ALLOWED THROUGH 14 GAMES, NFL, 2008-PRESENT

Year	Team	Takeaways	Points Allowed	Postseason
2017	Jacksonville	31	209	???
2013	Seattle	33	205	Super Bowl XLVIII
2011	San Francisco	35	185	NFC Championship

## STOP 'EM IN THEIR TRACKS

The Jaguars have allowed only 209 points (14.9 avg.) through 14 games. That marks the fewest amount of points allowed in the NFL in 2017 and the second-fewest amount of points allowed through 14 games in franchise history since 1999 (165).

### FEWEST POINTS ALLOWED, NFL, 2017

Rk.	Team	PA
1.	Jacksonville	202
2.	L.A. Chargers	255
3.	Minnesota	242
4.	Baltimore	256
5.	L.A. Rams	272

### FEWEST POINTS ALLOWED THROUGH 14 GAMES IN FRANCHISE HISTORY

Rk.	Year	PA
1.	1999	165
3.	2017	209
2.	2006	215
4.	2001	223

## DEFENSE IS MORE THAN HALF THE PROBLEM

In 2017, the Jaguars have held their opponents to fewer than 70 total net yards in a half on five occasions, including 58 total net yards by Houston in the first half of Week 15, 68 total net yards by Cleveland in the first half of Week 11, 31 total net yards by Cincinnati in the second half of Week 9, 15 total net yards by Baltimore in the first half of Week 3 and 52 total net yards by Houston in the first half of Week 1.

### THE FEWEST NET YARDS ALLOWED IN A HALF, JAGUARS, 2008-PRESENT

Opponent	Season	Week	Half	Total Net Yds
Baltimore	2017	3	1	15
Baltimore	2011	7	1	16
Cincinnati	2017	9	2	31
Houston	2011	12	2	47
Houston	2017	1	1	52
Denver	2016	13	2	53
Pittsburgh	2011	6	2	55
Miami	2014	8	1	56
Houston	2017	15	1	58
Houston	2013	12	1	60
Buffalo	2016	12	1	63
Cleveland	2017	11	1	68

## WATCH YOUR BACK, QB

So far this season, Jacksonville has totaled 95 QB hits, the fourth-most in the NFL. In Week 7, the Jaguars registered 20 QB hits against Colts QB **Jacoby Brissett**, the most in a game in the NFL since Baltimore totaled 22 QB hits in Week 3 of the 2006 season.

### MOST QB HITS, NFL, 2017

Rk.	Team	QB Hits
1.	Philadelphia	99
2.	Washington	97
3.	Seattle	96
4.	Jacksonville	95
5.	L.A. Rams	94

### MOST QB HITS IN A GAME, NFL, 2006-PRESENT

Rk.	Team	Date	Sacks	QB Hits
1.	Baltimore	9/24/06	7.0	22
2.	Jacksonville	10/22/17	10.0	20
3.	Denver	10/2/16	5.0	18
	Washington	9/14/14	10.0	18
	Cleveland	9/24/06	2.0	18

## NO END ZONE

The Jaguars defense held the Colts without a TD in Week 7, marking the second time this season they have held a team to zero offensive TDs. The Jaguars have held opponents to zero offensive TDs in 27 games in franchise history. Below are all the games in the past 10 years in which the Jaguars held an opponent without an offensive TD.

### NO OFFENSIVE TDs ALLOWED IN A GAME, 2008-PRESENT, FRANCHISE HISTORY

Date	Opponent	Score
Oct. 22, 2017	Indianapolis	27-0
Oct. 8, 2017	Pittsburgh	30-9
Dec. 13, 2015	Indianapolis	51-16
Oct. 19, 2014	Cleveland	24-6
Nov. 24, 2013	Houston	13-6
Nov. 13, 2011	Indianapolis	17-3
Dec. 5, 2010	Tennessee	17-6

## WELCOME TO THE SACK PARTY

The Jaguars defense recorded 10.0 sacks against the Colts in Week 7, tying a single-game franchise record that was set in Week 1 against Houston.

### MOST SACKS IN A GAME IN JAGUARS HISTORY

Date	Opponent	Sacks
Oct. 22, 2017	Indianapolis	10.0
Sept. 10, 2017	Houston	10.0
Nov. 7, 1999	Atlanta	9.0
Nov. 9, 2008	Detroit	7.0
Sept. 16, 2007	Atlanta	7.0

Jacksonville became just the third team since 1940 to record at least 10 sacks in multiple games in a single season in the NFL and the first to do so through seven games.

### TEAMS WITH 10-PLUS SACKS IN MULTIPLE GAMES OF A SINGLE SEASON, NFL, SINCE 1940

Team	Year	Games
Jacksonville	2017	2
Chicago	1984	2
Oakland	1967	2

# DEFENSIVE STATISTICS



## SCOREBOARD DEFENSE

With a fumble recovery for a TD by DL **Calais Campbell** in Week 12 against Arizona, the Jaguars have registered six defensive TDs this year (two INTs, four fumble recoveries), the most in the NFL. This marks the seventh year in franchise history in which the Jaguars have scored at least one INT for a TD and one fumble recovery for a TD in a single season, and the first time that a Jaguars team has recorded at least two scores in each category.

### DEFENSIVE TDS BY JAGUARS IN 2017

**Week 1 at HOU:** DE **Yannick Ngakoue** strip-sacked Texans QB **Tom Savage**, which was scooped up by DE **Dante Fowler Jr.** and returned 53 yards for a TD to give the Jaguars a 19-0 halftime lead.

**Week 4 at NYJ:** In the fourth quarter, LB **Myles Jack** picked up a lateral pass by Jets QB **Josh McCown** and returned in 81 yards for his first NFL TD.

**Week 5 at PIT:** In the third quarter, LB **Telvin Smith** intercepted Steelers QB **Ben Roethlisberger** and ran it back 28 yards for a TD. The next Pittsburgh possession, S **Barry Church** caught a pass intended for WR **Antonio Brown** and returned it for a 51-yard TD.

**Week 11 at CLE:** In the fourth quarter, DE **Yannick Ngakoue** posted his second strip-sack of the day of Browns QB **DeShone Kizer**, which LB **Telvin Smith** recovered in the end zone to extend the lead to 19-7.

**Week 12 at ARI:** In the fourth quarter, DE **Yannick Ngakoue** posted a strip-sack of Cardinals QB **Blaine Gabbert**, which was scooped up by DL **Calais Campbell** and advanced 10 yards for a TD.



## PDS ALL DAY

The Jaguars had five passes defended against the Texans in Week 15 and increased their season total to 76, tied for fourth-most in the NFL. Since Head Coach **Doug Marrone** took over in Week 16 of the 2016 season, Jacksonville has 97 PDs, the most in the NFL during that span.

### PASSES DEFENSED, NFL, 2017

Rk.	Team	PDs
1.	Los Angeles Rams	84
	Philadelphia	84
3.	New Orleans	83
4.	Jacksonville	76
	Washington	76



## PICKS BURGH

The Jaguars defense registered a franchise-record five INTs, including the first-ever game with multiple INTs returned for TDs, against Pittsburgh in Week 5. OLB **Telvin Smith** had a 28-yard INT return for a TD and S **Barry Church** had a 51-yard INT return for a TD in the third quarter. In the last 10 years, the Jaguars are one of three teams to register at least five INTs in a game, including at least two INTs for a TD.

### AT LEAST FIVE INTs, INCLUDING TWO PICK-SIXES, IN A GAME, NFL, 2008-PRESENT

Date	Team	Opponent	INT	INT TD
Oct. 8, 2017	Jacksonville	Pittsburgh	5	2
Oct. 1, 2012	Chicago	Dallas	5	2
Oct. 23, 2011	Kansas City	Oakland	6	2

### MOST INTs IN A GAME, FRANCHISE HISTORY

Date	Opponent	INT
Oct. 8, 2017	Pittsburgh	5
Oct. 31, 2010	Dallas	4



## CAMPBELL SACKS FRANCHISE RECORD

In Week 15 against the Texans, DL **Calais Campbell** sacked QB **T.J. Yates** twice, increasing his season total to 14.5 sacks. He now owns the franchise's single-season sack record, which was previously set by **Tony Brackens** (12.0) in 1999. Campbell's 14.5 sacks in 2017, the second-most in the NFL and the most in his 10-year NFL career, topped his previous career high of 9.0 in 2013. Teammate **Yannick Ngakoue** is tied for third in franchise history and tied for sixth in the NFL this season with 11.0 sacks. Ngakoue and Campbell are the only teammates in the top eight this season.

### MOST SACKS BY A PLAYER IN A SEASON IN FRANCHISE HISTORY

Rk.	Player	Sacks
1.	<b>Calais Campbell (2017)</b>	<b>14.5</b>
2.	Tony Brackens (1999)	12.0
3.	<b>Yannick Ngakoue (2017)</b>	<b>11.0</b>
	Tony Brackens (2001)	11.0
5.	Kevin Hardy (1999)	10.5

### MOST SACKS BY A PLAYER, NFL, 2017

Rk.	Player	Sacks
1.	Chandler Jones (ARI)	15.0
2.	<b>Calais Campbell (JAX)</b>	<b>14.5</b>
3.	Demarcus Lawrence (DAL)	13.5
4.	Everson Griffen (MIN)	13.0
5.	Joey Bosa (LAC)	11.5
6.	<b>Yannick Ngakoue (JAX)</b>	<b>11.0</b>
	Terrell Suggs (BAL)	11.0
	Aaron Donald (LAR)	11.0



## CAMPBELL'S CHUNK OF THE QBs

DL **Calais Campbell** has totaled 5.0-plus sacks in nine consecutive seasons (dating back to 2009), tied for the NFL's second-longest active streak. Campbell has 14.5 sacks this season.

### MOST ACTIVE CONSECUTIVE SEASONS WITH 5.0-PLUS SACKS, NFL

Rk.	Player	Seasons
1.	Julius Peppers	10
2.	<b>Calais Campbell</b>	<b>9</b>
	Cameron Wake	9
	Clay Matthews	9



## GLASS HALF FULL

DL **Calais Campbell** totaled 3.5 sacks in the first half of the season-opener against the Texans, the third-most sacks by a single player in a half since 2015, behind OAK's **Khalil Mack** (5.0 in Week 14, 2015) and MIA's **Cameron Wake** (4.0 in Week 6, 2015).



## KEEP IT ON THE DL

Since Week 1 of the 2013 season, **Malik Jackson** (21) and **Calais Campbell** (20) rank in the top 10 in the NFL for PDs among defensive linemen.

### PASSES DEFENSED BY ACTIVE DEFENSIVE LINEMAN, NFL, 2013-PRESENT

Rk.	Player	PDs
1.	Carlos Dunlap	31
	Cameron Jordan	31
2.	Jason Pierre-Paul	27
4.	Muhammad Wilkerson	22
	Ndamukong Suh	22
6.	<b>Malik Jackson</b>	<b>21</b>
7.	<b>Calais Campbell</b>	<b>20</b>
	Cameron Heyward	20

# DEFENSIVE STATISTICS



## CAMPBELL'S HIT LIST

DL **Calais Campbell** has totaled 14.5 sacks as a Jaguar this year and has sacked 39 QBs over his career, including 26 that are still on active rosters. San Francisco QB **Jimmy Garoppolo** would be the 40th QB that Campbell has sacked during his 10-year career.

### CAMPBELL'S CAREER SACKS BY QB

Sacks	Player	Team
5.5	Russell Wilson	Seattle
4.0	Alex Smith	K.C./S.F.
4.0	Sam Bradford	St. Louis
<b>3.5</b>	<b>Tom Savage</b>	<b>Houston</b>
<b>3.5</b>	<b>Jared Goff</b>	<b>L.A. Rams</b>
<b>3.0</b>	<b>Jacoby Brissett</b>	<b>Indianapolis</b>
3.0	Aaron Rodgers	Green Bay
3.0	Colin Kaepernick	San Francisco
2.5	Matt Hasselbeck	Seattle
2.5	Tarvaris Jackson	Seattle
<b>2.0</b>	<b>T.J. Yates</b>	<b>Houston</b>
<b>2.0</b>	<b>Andy Dalton</b>	<b>Cincinnati</b>
2.0	Matt Stafford	Detroit
2.0	Drew Brees	New Orleans
2.0	Tom Brady	New England
2.0	Blaine Gabbert	San Francisco
2.0	Austin Davis	St. Louis
2.0	Eli Manning	N.Y. Giants
2.0	Cam Newton	Carolina
1.5	Jay Cutler	Chicago
<b>1.0</b>	<b>Josh McCown</b>	<b>N.Y. Jets</b>
<b>1.0</b>	<b>Joe Flacco</b>	<b>Baltimore</b>
1.0	Kirk Cousins	Washington
1.0	Teddy Bridgewater	Minnesota
1.0	Michael Vick	Pittsburgh
1.0	Chad Henne	Jacksonville
1.0	Matt Ryan	Atlanta
1.0	Tony Romo	Dallas
1.0	Jimmy Clausen	Carolina
1.0	John Kitna	Dallas
1.0	Brett Favre	Minnesota
1.0	Keith Null	St. Louis
<b>0.5</b>	<b>DeShaun Watson</b>	<b>Houston</b>
<b>0.5</b>	<b>Ben Roethlisberger</b>	<b>Pittsburgh</b>
0.5	Nick Foles	St. Louis
0.5	Andrew Luck	Indianapolis
<b>0.5</b>	<b>DeShone Kizer</b>	<b>Cleveland</b>
0.5	David Garrard	Jacksonville
0.5	Vince Young	Tennessee

\*bold italic are QBs Campbell has sacked in 2017



## SHUTOUTS

In Week 7, the Jaguars defeated the Colts, 27-0, marking the sixth shut-out in franchise history and the first since Oct. 8, 2006 (vs. NYJ, 41-0). The game also marked the first shutout loss for Indianapolis in 375 regular season games (Nov. 29, 1993 vs. S.D., 0-31) and the Jaguars' only shutout on the road in 182 away games.

### SHUTOUT GAMES IN FRANCHISE HISTORY

Date	Opponent	Score
Oct. 22, 2017	at Indianapolis	27-0
Oct. 8, 2006	vs. New York Jets	41-0
Sept. 18, 2006	vs. Pittsburgh	9-0
Dec. 7, 2003	vs. Houston	27-0
Dec. 3, 2000	vs. Cleveland	48-0
Sept. 17, 2000	vs. Cincinnati	13-0



## SACKSONVILLE'S LEADING PAIR

DL **Calais Campbell** and DE **Yannick Ngakoue** have combined for 25.5 sacks and nine forced fumbles in 2017. The duo are two of seven players this season to register at least 11.0 sacks and three forced fumbles and the only teammates to accomplish the feat. Ngakoue and Campbell are the first duo with 11-plus sacks through their team's first 14 games since the 2014 Baltimore Ravens (**Terrell Suggs** - 11.0; **Elvis Dumervil** - 17.0). The pair are also the first Jaguars tandem to each register double digit sacks through the first 14 games of the season in franchise history.

### AT LEAST 10.0 SACKS AND THREE FORCED FUMBLES, NFL, 2017

Player	Team	Sacks	FF
<b>Calais Campbell</b>	<b>Jacksonville</b>	<b>14.5</b>	<b>3</b>
<b>Yannick Ngakoue</b>	<b>Jacksonville</b>	<b>11.0</b>	<b>6</b>
Demarcus Lawrence	Dallas	13.5	4
Everson Griffen	Minnesota	13.0	3
Joey Bosa	L.A. Chargers	11.5	4
Terrell Suggs	Baltimore	11.0	4
Aaron Donald	L.A. Rams	11.0	4



## CALAIS CLIMBS THE CHARTS

With five tackles last Sunday, DL **Calais Campbell** has totaled 52 tackles this year and also has 14.5 sacks. Campbell now has registered at least 50 tackles and 5.0 sacks in each of the last eight seasons, the NFL's longest active streak, according to TruMedia. Campbell is also one of two active NFL players to record 50 tackles and 5.0-plus sacks in eight or more seasons.

### MOST CONSECUTIVE SEASONS WITH 5.0-PLUS SACKS & 50-PLUS TACKLES, NFL

Rank	Player	Seasons
1.	<b>Calais Campbell</b>	<b>8</b>
3.	Whitney Mercilus	3
	Khalil Mack	3



## TFLS IN THE NFL

With two tackles for loss in Week 15, DL **Calais Campbell** has 12 tackles for a loss in 2017 and has totaled 12-plus tackles for loss in eight consecutive seasons, the NFL's longest active streak, during which he has totaled 109 tackles for loss.

### MOST CONSECUTIVE SEASONS WITH 12-PLUS TFLS, NFL

Rk.	Player (Team)	Seasons
1.	<b>Calais Campbell (JAX)</b>	<b>8</b>
2.	Ryan Kerrigan (WAS)	5
	Khalil Mack (OAK)	5
	Michael Bennett (SEA)	5



## CAMPBELL MAKING MOVES IN JAX

In his first game as a Jaguar, DL **Calais Campbell** recorded a career-high 4.0 sacks, which was a single-game franchise record for the Jaguars and the third-most on kickoff weekend in NFL history, trailing only **Derrick Thomas'** 6.0 sacks in 1998 and **William Gay's** 5.5 sacks in 1983.

### MOST SACKS BY A PLAYER IN A GAME IN JAGUARS HISTORY

Player	Date	Sacks
<b>Calais Campbell</b>	<b>9/10/17 at HOU</b>	<b>4.0</b>
Chris Clemons	11/23/14 at IND	3.0
Paul Spicer	9/25/05 at NYJ	3.0
John Henderson	10/6/02 vs. PHI	3.0
Kelvin Prichett	10/5/97 vs. CIN	3.0

# DEFENSIVE STATISTICS



## NGAKOUE MAKING STRIDES

With 1.0 sack against Seahawks QB **Russell Wilson** in Week 14, DE **Yannick Ngakoue** has totaled 19.0 sacks in his 30-game career. His 19.0 sacks through 30 career games are the most by a Jaguars player in franchise history. Teammate **Dante Fowler Jr.** has registered 11.5 career sacks, which ranks third in Jaguars history through 30 career games.

### SACKS THROUGH 30 CAREER GAMES IN FRANCHISE HISTORY

Rk.	Player	Years	Sacks
1.	<b>Yannick Ngakoue</b>	2016-17	19.0
2.	Tony Brackens	1996-97	15.0
3.	<b>Dante Fowler Jr.</b>	2016-17	11.5
4.	Ryan Davis	2012-15	10.0



## MAY THE FORCE [D] BE WITH YOU

With one forced fumble against the Cardinals in Week 12, DE **Yannick Ngakoue** has totaled 10 forced fumbles in his 30-game career, which is the second-most career fumbles in franchise history. Ngakoue is also leading the NFL with six forced fumbles in 2017.

### MOST FORCED FUMBLES IN FRANCHISE HISTORY

Player	FFs
Tony Brackens (1996-2003)	28
<b>Yannick Ngakoue (2016-17)</b>	10
Daryl Smith (2004-12)	9
Joel Smeenge (1995-2000)	9
Aaron Beasley (1996-2001)	8
Kevin Hardy (1996-2001)	8



## TWO IS BETTER THAN ONE

In Week 15, DE Calais Campbell had 2.0 sacks of Texans **T.J. Yates** and now joins teammate and DE **Yannick Ngakoue** with four games this season with at least 1.5 sacks. The pair's four multi-sack games in a single season are the most in franchise history and also rank tied for fifth in Jaguars history.

### CAREER MULTIPLE-SACK GAMES IN FRANCHISE HISTORY

Rk.	Player	Games
1.	Tony Brackens	8
	Kevin Hardy	6
3.	Reggie Hayward	5
	Marcus Stroud	5
2.	<b>Yannick Ngakoue</b>	4
	<b>Calais Campbell</b>	4
	John Henderson	4
	Clyde Simmons	4
	Gary Walker	4
	Joel Smeenge	4



## YANNY'S BIG DAY

DE **Yannick Ngakoue** made 2.5 sacks and two forced fumbles against the Browns in Week 11, marking his third game this season to record at least 2.0 sacks and one forced fumble. Ngakoue is one of four players with at least 2.0 sacks and one forced fumble in multiple games in 2017.

### 2.0-PLUS SACKS & AT LEAST ONE FORCED FUMBLE IN A GAME, NFL, 2017

Player	Games
<b>Yannick Ngakoue</b>	3
Terrell Suggs	3
Demarcus Lawrence	2
Everson Griffen	2



## YANNICK THE YOUNG ONE

Second-year DE **Yannick Ngakoue** has totaled 10 forced fumbles in 30 career games. Ngakoue's 10 career forced fumbles are the most by a player 22 years old or younger since 1993.

### CAREER FORCED FUMBLES BY A PLAYER 22 YEARS OLD OR YOUNGER, NFL, 1993-PRESENT

Rk.	Player	Years	FFs
1.	<b>Yannick Ngakoue</b>	2016-17	10
2.	Dwight Freeney	2002	9
3.	Keanu Neal	2016-17	7



## NGAKOUE NEVER STOPS

DE **Yannick Ngakoue** recorded seven QB hits against Colts QB **Jacoby Brissett** in Week 7, the most by an NFL player in a game this season. Ngakoue's seven hits are the most in the NFL since Texans DE **J.J. Watt** had eight on Nov. 29, 2015.

### MOST QB HITS IN A GAME, NFL, 2017

Rk.	Player	Date	QB Hits
1.	<b>Yannick Ngakoue</b>	10/22/17	7
2.	Adrian Clayborn	11/12/17	6
	Demarcus Lawrence	9/25/17	6
	<b>Calais Campbell</b>	9/10/17	6
5.	Several players		5



## THE DAREUS EFFECT

With the addition of DL **Marcell Dareus**, the Jaguars run defense has improved from 30th to 19th in the NFL and is averaging 91.9 rushing yards allowed per game in his seven games with the Jaguars, compared to 138.6 rushing yards allowed per game from Week 1 through Week 7.

### RUSHING YARDS ALLOWED PER GAME RANKING BREAKDOWN

Ranking	Ranking	Overall
Wk 1-7	Wk 8-15	Ranking
30 (138.6)	6 (91.9)	19 (115.2)



## KEEPING UP WITH JONES

In Week 12, DL **Abry Jones** recorded three solo tackles, one forced fumble and one PD against the Colts. This season, Jones is responsible for six PDs, tied for the fourth-most by a defensive lineman in the NFL.

### PASSES DEFENSED BY A DEFENSIVE LINEMAN, NFL, 2017

Rk.	Player (Team)	PDs
1.	Cameron Jordan (N.O.)	11
2.	Kony Ealy (NYJ)	9
3.	Denico Autry (OAK)	7
4.	<b>Abry Jones (JAX)</b>	6
	Chris Jones (K.C.)	6
	David Irving (DAL)	6
	Emmanuel Ogbah (CLE)	6

In Week 5 against the Steelers, Jones made five tackles (two solo), 0.5 sacks, one QB hit and three PDs, which marked a career high in PDs and the most by a Jaguars defensive lineman since 2000. In 2017, Jones is one of two DLs with at least three PDs in a game.

### PASSES DEFENSED BY A DEFENSIVE LINEMAN IN A GAME, NFL, 2017

Rk.	Player (Team)	Date	PDs
1.	Kony Ealy (NYJ)	Oct. 1	4
2.	<b>Abry Jones (JAX)</b>	Oct. 8	3
3.	21 players		2

# DEFENSIVE STATISTICS

## TELVIN TAKEAWAY

In Week 11, LB **Telvin Smith** intercepted Browns QB **DeShone Kizer** and returned it 26 yards. Smith has registered seven career INTs, becoming one of six linebackers in the NFL with seven-plus INTs since 2014. Out of his seven INTs, Smith has two INTs for a TD, which only seven LBs in the NFL have accomplished since 2014.

### MOST INTs, NFL, LBs, 2014 - PRESENT

Rk.	Player (Team)	INTs
1.	Luke Kuechly (CAR)	9
2.	C.J. Mosley (BAL)	8
3.	<b>Telvin Smith (JAX)</b>	7
	Thomas Davis (CAR)	7
	Jordan Hicks (PHI)	7
	Ryan Shazier (PIT)	7

## TOP OF HIS CLASS

Jaguars fourth-year LB **Telvin Smith's** 436 tackles (334 solo) through four seasons are the most by a player drafted in the fifth round or later through their first four years since 2003, according to Pro Football Reference.

### MOST TACKLES THROUGH FIRST FOUR YEARS, NFL, DRAFTED FIFTH ROUND-OR-LATER, 2003-17

Rk.	Player (Year)	Total	Solo	Asst.
1.	<b>Telvin Smith (2014-17)*</b>	<b>436</b>	<b>334</b>	<b>102</b>
2.	Erik Coleman (2004-07)	373	256	117
3.	Gibril Wilson (2004-07)	360	291	69

(\*still has two games left in fourth season)

Playing in his fourth NFL season, Smith has produced 436 career tackles, the second-most by a Jaguars player in his first four seasons, according to Pro Football Reference.

### MOST TACKLES IN FIRST FOUR NFL SEASONS IN JAGUARS HISTORY

Rk.	Player (Years)	Total	Solo	Asst.
1.	Jonathan Cyprien (2013-16)	449	339	110
3.	<b>Telvin Smith (2014-17)*</b>	<b>436</b>	<b>334</b>	<b>102</b>
2.	Akin Ayodele (2002-05)	343	274	69
4.	Kevin Hardy (1996-99)	321	273	7

(\*still has two games left in fourth season)

## SMITH STANDS OUT

Since becoming a full-time starter in Week 12 of the 2014 season, LB **Telvin Smith** ranks third in the NFL with 395 tackles, trailing SEA's **Bobby Wagner** (457) and BUF's **Preston Brown** (404).

### MOST TACKLES, NFL, WEEK 12, 2014 - PRESENT

Rk.	Player (Team)	Total	Solo	Asst.
1.	Bobby Wagner (Sea.)	457	278	176
2.	Preston Brown (Buf.)	404	123	181
3.	<b>Telvin Smith (Jax.)</b>	<b>395</b>	<b>305</b>	<b>90</b>
4.	C.J. Moseley (Bal.)	371	248	123

## WEEK 5'S BACK-TO-BACK

In Week 5 in the third quarter vs. Pittsburgh, LB **Telvin Smith** intercepted Steelers QB **Ben Roethlisberger** and ran it back 28 yards for a TD. The next Pittsburgh possession, S **Barry Church** caught a pass intended for WR **Antonio Brown** and returned it for a 51-yard TD. This game marked the first time the Jaguars scored on defense on back-to-back possessions since Oct. 25, 2015 against Buffalo in London, when they returned a fumble for a TD and returned an INT for a TD on consecutive possessions. The two pick-sixes in one quarter by the Jaguars marks the first such occurrence in the NFL since 2015 (ARI at S.F., 9/27/15, first quarter).

## ALL OR NOTHING

LB **Telvin Smith** joins CAR's **Luke Kuechly** and BAL's **C.J. Mosley** as the only NFL players with 400-plus tackles and at least four FFs and FRs and five INTs since the start of 2014, according to 360 Sports Radar.

### 400+ TACKLES, FOUR-PLUS FORCED FUMBLES, FOUR-PLUS FUMBLE RECOVERIES & FIVE-PLUS INTs, 2014-PRESENT

Name (Team)	Tackles	Solo	Asst.	FFs	FRs	INTs
Luke Kuechly (Car.)	480	309	171	5	4	9
C.J. Mosley (Bal.)	458	301	155	6	5	8
<b>Telvin Smith (Jax.)</b>	<b>431</b>	<b>330</b>	<b>101</b>	<b>4</b>	<b>5</b>	<b>7</b>

## SMITH SEES, TELVIN TAKES

In Week 11 at Cleveland, LB **Telvin Smith** recovered a fumble in the end zone caused by DE **Yannick Ngakoue**, marking his second defensive TD this year. Smith is one of eight players since 2014 to record an INT returned for a TD and a fumble recovery for a TD, and the only LB to do so.

### AT LEAST ONE INT TD & FUMBLE RECOVERY TD IN SAME SEASON, NFL, 2014-17

Player	Year	INT TD	Fum TD
<b>Telvin Smith</b>	<b>2017</b>	<b>1</b>	<b>1</b>
Jimmy Smith	2017	1	1
Eddie Jackson	2017	1	1
Nickell Robey	2016	1	1
Dominique Rodgers-Cromartie	2015	1	1
Tyvon Branch	2015	1	1
J.J. Watt	2014	1	1
Casey Hayward	2014	1	1

## POZ RANKS SECOND

LB **Paul Posluszny** ranks second on the Jaguars all-time tackles list with 969 career tackles in 98 games (9.9 tackles per game).

### MOST CAREER TACKLES IN JAGUARS HISTORY

Player	Tackles
Daryl Smith (2004-12)	1,089
<b>Paul Posluszny (2011-17)</b>	<b>969</b>
Donovin Darius (1998-2006)	858
Mike Peterson (2003-08)	837

## BALANCED PLAY POZ

After getting 1.5 sacks in Week 13 vs. the Colts, LB **Paul Posluszny** (16.0-15) is one of only two active NFL players to record at least 15 sacks and 15 INTs since 2007, joining CLE's **Karlos Dansby** (26.0-15).

### 15+ SACKS & 15+ INTs, NFL, 2007-PRESENT

Player	Sacks	INTs
<b>Paul Posluszny</b> .....	<b>16.0</b> .....	<b>15</b>
Karlos Dansby.....	26.0	16

## LBS GET THE INTs

With an INT in Week 11 vs. Cleveland, LB **Telvin Smith** has totaled seven career INTs, the third-most by a LB in franchise history. Teammate LB **Paul Posluszny** has the most with 11 INTs.

### MOST INTs BY A LINEBACKER, FRANCHISE HISTORY

Rk.	Player (Years)	INTs
1.	<b>Paul Posluszny (2011-17)</b>	<b>11</b>
2.	Mike Peterson (2003-08)	8
3.	<b>Telvin Smith (2014-17)</b>	<b>7</b>
4.	Daryl Smith (2004-12)	6
5.	Kevin Hardy (1996-2001)	6



# DEFENSIVE STATISTICS

## IT'S TACKLE TIME

In Week 13 against the Colts, LB **Paul Posluszny** made 14 tackles (10 solo), including two for a loss, 1.5 sacks and one QB hit. Dating back to his rookie campaign in 2007, LB **Paul Posluszny** has produced 101 games with seven or more tackles, the most such games in the NFL over that span.

### MOST GAMES WITH SEVEN-PLUS TACKLES, NFL, 2007-PRESENT

Rk.	Player	Games
1.	<b>Paul Posluszny</b> .....	101
2.	D'Qwell Jackson .....	97
	Karlos Dansby.....	97

## GOING TO CHURCH

S **Barry Church** recorded three tackles in Week 15 vs. Houston. Since 2010, Church has totaled 523 tackles, which ranks eighth among active safeties in the NFL over that span. Church is the only undrafted player in the top 15.

### MOST TACKLES BY AN ACTIVE SAFETY, 2010-17, NFL

Rk.	Player	Games	Tackles	Draft
1.	Eric Weddle	120	696	2007 (37th)
2.	Morgan Burnett	100	675	2010 (71st)
3.	Reshad Jones	108	641	2010 (163rd)
4.	Malcolm Jenkins	119	612	2009 (14th)
5.	Earl Thomas	118	598	2010 (14th)
6.	Reggie Nelson	123	578	2007 (21st)
7.	Patrick Chung	107	574	2009 (34th)
8.	<b>Barry Church</b>	104	523	---
9.	Antoine Bethea	85	504	2006 (207th)
10.	Glover Quin	110	495	2009 (112th)

## SCOOP-AND-SCORE

In Week 12, DL **Calais Campbell** recovered a fumble and returned it 10 yards for a TD. Campbell's 10-yard fumble return for a TD is the team's fourth this season (Week 1 vs. HOU, 53 yards by DE **Dante Fowler Jr.**; Week 4 vs. NYJ, 81 yards by LB **Myles Jack**; Week 11 at CLE, recovered in the end zone by LB **Telvin Smith**). This marks just the second season in which the Jaguars totaled four fumble returns for a TD (2011).

### LONGEST FUMBLE RETURNS FOR A TD IN FRANCHISE HISTORY

Player	Date	Yards
Aaron Beasley	Nov. 8, 1998	90
Donovin Darius	Nov. 1, 1998	83
<b>Myles Jack</b>	<b>Oct. 1, 2017</b>	<b>81</b>
Daryl Smith	Oct. 14, 2007	77
Ainsley Battles	Dec. 3, 2001	60
<b>Dante Fowler Jr.</b>	<b>Sept. 10, 2017</b>	<b>53</b>

## FEWEST NET YARDS

In Week 9, the Jaguars held the Bengals to 148 net yards (29 net rushing yards and 119 net passing yards), the fifth-fewest net yards allowed in Jaguars history.

### FEWEST NET YARDS ALLOWED IN FRANCHISE HISTORY

Rk.	Opponent (Date)	Yds
1.	Cleveland (12/3/00)	53
2.	Tennessee (12/17/06)	98
3.	Houston (12/7/03)	124
4.	Baltimore (10/24/11)	146
5.	<b>Cincinnati (11/5/17)</b>	<b>148</b>

## PUT YOUR HANDS UP!

Through 14 games, the Jaguars are the only team to have three players with at least four INTs each: CB **A.J. Bouye** (6), CB **Jalen Ramsey** (4) and S **Tashaun Gipson** (4). The Jaguars are the first team to do so in 14 games since the Carolina Panthers in 2015. Jacksonville has never had three players with at least four INTs each in a season. Bouye is tied for the second-most INTs in the NFL, while Gipson and Ramsey are tied for seventh-most.

### MOST INTs, NFL, 2017

Rk.	Players (Team)	INTs
1.	Darius Slay (DET)	5
2.	<b>A.J. Bouye (JAX)</b>	<b>6</b>
	Kevin Byard (TEN)	6
	Eric Weddle (BAL)	6
5.	Micah Hyde (BUF)	5
	Marcus Peters (K.C.)	5
7.	<b>Jalen Ramsey (JAX)</b>	<b>4</b>
	<b>Tashaun Gipson (JAX)</b>	<b>4</b>
	Nine other players	4

## BAD AND BOUYE

In Week 14, CB **A.J. Bouye** intercepted Seahawks QB **Russell Wilson** twice in the third quarter, marking his first career game with multiple INTs. Bouye has totaled six INTs this season, which are tied for the second-most in a season in franchise history. Bouye is two INTs short of the team's single-season franchise record of eight INTs, set by **Rashean Mathis** in 2006.

### MOST INTs IN A SEASON IN FRANCHISE HISTORY

Rk.	Players (Year)	INTs
1.	Rashean Mathis (2006)	8
2.	<b>A.J. Bouye (2017)</b>	<b>6</b>
	Marlon McCree (2002)	6
	Aaron Beasley (1999)	6
5.	Five players	5

## INT IN OT

In Week 10, CB **A.J. Bouye** intercepted a pass by Chargers QB **Philip Rivers** in overtime and returned it 51 yards to set up the game-winning field goal. Bouye's INT was just the fourth INT in overtime in franchise history.

### INTERCEPTIONS IN OVERTIME IN FRANCHISE HISTORY

Player	Date	Yards
<b>A.J. Bouye</b>	<b>Nov. 12, 2017</b>	<b>51</b>
Derek Cox	Nov. 18, 2012	16
Rashean Mathis	Oct. 16, 2005	41
Rashean Mathis	Sept. 25, 2005	5

## FEWEST FIRST DOWNS

In Week 9, the Bengals had only seven first downs, which is tied for the fourth-fewest first downs allowed by Jacksonville in franchise history. This also marks the fewest first downs allowed since Dec. 17, 2006, when Tennessee totaled five first downs.

### FEWEST FIRST DOWNS ALLOWED IN FRANCHISE HISTORY

Rk.	Opponent (Date)	1st
1.	Cleveland (12/3/00)	1
2.	Tennessee (12/17/06)	5
3.	Houston (12/7/03)	6
4.	<b>Cincinnati (11/5/17)</b>	<b>7</b>
	Baltimore (11/13/05)	7
	San Francisco (12/18/05)	7
	Detroit (11/4/04)	7
	St. Louis (10/20/96)	7

# DEFENSIVE STATISTICS



## RAM-BO'S TERRITORY

According to Pro Football Focus, CB **A.J. Bouye** has allowed 35 receptions for 414 yards and zero TDs and six INTs for a 29.5 passer rating, the lowest passer rating in coverage among CBs in the NFL. Since the 2006 season, no CB has finished the season having allowed an NFL passer rating of under 30.0.

### A.J. BOUYE IN 2017, ACCORDING TO PRO FOOTBALL FOCUS:

Receptions:	35
Targets:	78
Rec. Yards	414
TDs Allowed:	0
INTs:	6
Passer Rating:	29.5

Teammate CB **Jalen Ramsey** has allowed 41 receptions for 532 yards with three TDs and four INTs for a 61.2 passer rating. Ramsey ranks in the top 10 among CBs in the NFL with the lowest passer ratings.

### JALEN RAMSEY IN 2017, ACCORDING TO PRO FOOTBALL FOCUS:

Receptions:	41
Targets:	84
Rec. Yards	532
TDs Allowed:	3
INTs:	4
Passer Rating:	61.2



## DYNAMIC DUO

Through 14 games this season, CBs **A.J. Bouye** and **Jalen Ramsey** have become one of the top CB duos in the NFL. The two currently have totaled 34 PDs, the most among DB tandems in the league.

### MOST COMBINED PDs, NFL, 2017

Rk.	Players	Years	PDs
1.	<b>A.J. Bouye, Jalen Ramsey</b>	<b>JAX</b>	<b>34</b>
2.	Trevor Williams, Casey Hayward	LAC	33
3.	Micah Hyde, Tre'Davious White	BUF	30



## FREE BOUYE

Among undrafted CBs in the NFL, **A.J. Bouye** ranks third with 168 tackles (145 solo) since 2014, according to SportsRadar 360.

### MOST TACKLES BY AN UNDRAFTED CB, 2014-PRESENT

Rk.	Player	Games	Tackles
1.	Chris Harris Jr.	62	214
2.	Brent Grimes	58	207
3.	<b>A.J. Bouye</b>	<b>50</b>	<b>168</b>
4.	Malcolm Butler	47	160
5.	Nickell Robey	61	159



## NO FLY ZONE

Since 2013, FS **Tashaun Gipson** ranks third in the NFL among safeties with 18 INTs. Gipson recorded an INT in Week 13 against the Colts. Gipson also has two INTs for a TD over the past five seasons.

### MOST INTERCEPTIONS BY A SAFETY, NFL, 2013-PRESENT

Rk.	Player	Games	INT	TD
1.	Reggie Nelson	77	19	0
	Glover Quin	78	19	2
3.	<b>Tashaun Gipson</b>	<b>70</b>	<b>18</b>	<b>2</b>
4.	Quintin Demps	62	15	0
	Earl Thomas	71	15	1



## ...READY FOR IT?

CB **Jalen Ramsey** has totaled 17 PDs on the season, tied for the third-most in the NFL. Fellow CB **A.J. Bouye** also has 17 PDs on the year. They are the only teammates with 15 or more PDs in the league.

### MOST PASSES DEFENSED IN THE NFL, 2017

Rk.	Player (Team)	PDs
1.	Casey Hayward (LAC)	20
	Darius Slay (DET)	20
3.	<b>Jalen Ramsey (JAX)</b>	<b>17</b>
	<b>A.J. Bouye (JAX)</b>	<b>17</b>

Ramsey and Bouye's 17 PDs rank fourth among Jaguars in a single season since 2000. They each need seven PDs in the final two games to break **Davon House's** record (23) in 2015.

### MOST PASSES DEFENSED IN A SINGLE SEASON, FRANCHISE HISTORY, 2000-PRESENT

Rk.	Player (Team)	PDs
1.	Davon House (2015)	23
2.	Rashean Mathis (2006)	21
	Rashean Mathis (2004)	21
4.	<b>Jalen Ramsey (2017)</b>	<b>17</b>
	<b>A.J. Bouye (2017)</b>	<b>17</b>



## RAMSEY READY

In Week 13, CB **Jalen Ramsey** had two passes defended against the Colts, marking his fifth game this season with multiple passes defended. Ramsey's five games with multiple PDs are tied for the second-most in a season by a Jaguar since 2000.

### AT LEAST TWO PDs IN A GAME IN A SINGLE SEASON BY A DB, FRANCHISE HISTORY, 2000-PRESENT

Player	Year	Games
Rashean Mathis	2006	6
<b>Jalen Ramsey</b>	<b>2017</b>	<b>5</b>
Rashean Mathis	2004	5
Davon House	2015	5



## MR. DECEMBER

In Week 14 vs. Seattle, CB **Jalen Ramsey** totaled four solo tackles. In seven career games he's played in December, Ramsey has totaled four INTs, including one for a TD, 15 passes defended and one forced fumble. Since 2016, Ramsey leads all NFL players in passes defended and INTs in the month of December.



## QUARTERBACK PROBLEMS

In Week 3, the Jaguars defense held Ravens QB **Joe Flacco** to 8 of 18 passing, two INTs and two sacks for a 12.0 passer rating, the lowest passer rating by a quarterback with at least 15 pass attempts against the Jaguars in franchise history.

### LOWEST PASSER RATING, FRANCHISE HISTORY (min. 15 pass attempts)

Rk.	Quarterback (Team)	Year	Rating
1.	<b>Joe Flacco (BAL)</b>	<b>2017</b>	<b>12.0</b>
2.	Steve Young (S.F.)	1999	14.3
3.	Kerry Collins (OAK)	2004	17.3
4.	JaMarcus Russell (OAK)	2007	17.4
5.	Chad Pennington (NYJ)	2005	18.6

# SPECIAL TEAMS STATISTICS

## DECAMILLIS' DECOYS

In the first quarter against the Colts in Week 13, P **Brad Nortman** converted the third fake punt of the season, completing a 29-yard pass to TE **James O'Shaughnessy** to set up a Jaguars opening-drive TD. The Jaguars are 8 of 11 on fourth down attempts this season, including 3 of 3 on fake punt conversions. RB **Corey Grant** has rushed twice on fake punts, a 58-yard run against Baltimore in Week 3 and a 56-yard TD against the Los Angeles Chargers in Week 10.

## TAKEN FOR GRANTED

In Week 10 vs. the Chargers, RB **Corey Grant** took a fake punt 56 yards for a TD in the first quarter. It marked Grant's second fake punt run of the season after posting a 58-yard run in Week 3 vs. Baltimore. Grant's two career runs of 50-plus yards on fourth down equals the total of all other active NFL players combined.

### RUNS OF 50-PLUS YARDS ON FOURTH DOWN BY AN ACTIVE PLAYER

Player	Date	Yards	TD
Corey Grant	Nov. 12, 2017 vs. LAC	56	1
Corey Grant	Sept. 24, 2017 vs. BAL	58	0
Albert Wilson	Dec. 4, 2016 at ATL	55	1
LeSean McCoy	Nov. 21, 2010 vs. NYG	50	1

## WINNER WINNER, CHICKEN DINNER

In Week 10, K **Josh Lambo** made a 34-yard FG in the fourth quarter to tie the game and made the game-winning 30-yard FG in overtime against the Chargers. Lambo's game-winning FG marked the 17th in Jaguars history and the fourth to occur in overtime. Below is a breakdown of all the game-winning FGs in franchise history:

### JAGUARS ALL-TIME GAME-WINNING FGs

Name	Date	Yards	Time
<b>Josh Lambo</b>	<b>Nov. 12, 2017 vs. CLE</b>	<b>30</b>	<b>OT</b>
Jason Myers	Nov. 15, 2015 at BAL	53	0:00
Jason Myers	Sept. 20, 2015 vs. MIA	28	0:43
Josh Scobee	Nov. 30, 2014 vs. NYG	43	0:28
Josh Scobee	Oct. 3, 2010 vs. IND	59	0:00
Josh Scobee	Nov. 15, 2009 vs. NYJ	21	0:00
Josh Scobee	Oct. 18, 2009 vs. STL	36	OT
Josh Scobee	Sept. 28, 2008 vs. HOU	37	OT
Josh Scobee	Sept. 21, 2008 at IND	51	0:00
Josh Scobee	Dec. 28, 2005 vs. S.F.	32	9:41
Josh Scobee	Oct. 23, 2004 at IND	53	0:38
Mike Hollis	Nov. 26, 2000 vs. TEN	38	0:00
Mike Hollis	Dec. 13, 1999 vs. DEN	23	0:00
Mike Hollis	Nov. 14, 1999 vs. BAL	28	1:52 (3rd)
Mike Hollis	Dec. 28, 1996 at BUF	45	3:07
Mike Hollis	Nov. 24, 1996 at BAL	34	OT
Mike Hollis	Dec. 24, 1995 vs. CLE	34	0:00

## LAMBO'S DEBUT

K **Josh Lambo** made FGs from 33 and 42 yards and all three PATs in his first game as a Jaguar. Lambo's nine points in Week 7 at the Colts were the most by a Jaguars kicker in his franchise debut. Lambo has now made 54 of 66 FGs (81.8 pct.), including 18 of 25 (72.0 pct.) from 40-plus yards.

### MOST POINTS BY A KICKER IN JAGUARS DEBUT

Rk.	Player (Date)	FGM/FGA	XPM/XPA	Points
1.	<b>Josh Lambo (10/22/17)</b>	<b>2/2</b>	<b>3/3</b>	<b>9</b>
2.	Danny Boyd (12/8/02)	2/2	2/2	8
3.	Josh Scobee (9/12/04)	2/2	1/1	7
	John Carney (9/3/00)	2/2	1/1	7
5.	Hayden Epstein (9/8/02)	1/2	2/2	5
	Seth Marler (9/7/03)	1/2	2/2	5
	Tim Seder (10/27/02)	1/3	2/2	5
8.	Richie Cunningham (12/1/02)	2/2	1/1	4
9.	Mike Hollis (9/3/95)	1/2	0/0	3
	Jason Myers (9/13/15)	1/2	0/1	3

## TOP PERCENT

K **Josh Lambo** has made 17 of 18 (94.4 pct.) FGs, including 3 of 3 (100.0 pct.) from 40-plus yards since signing with Jacksonville on Oct. 17. Last Sunday, Lambo made a 38-yard field goal and all six extra points against the Texans.

### JAGUARS ALL-TIME KICKERS BY YEAR

Name (Years)	Games	XPM/XPA	XP%	FGM/FGA	FG%
<b>Josh Lambo (2017)</b>	<b>8</b>	<b>19/20</b>	<b>95.0</b>	<b>17/18</b>	<b>94.4</b>
Jason Myers (2015-17)	33	62/73	84.9	57/69	82.6
Josh Scobee (2004-14)	168	317/322	98.4	235/291	80.8
John Carney (2007)	8	20/21	95.2	9/11	81.8
Seth Marler (2003)	16	30/30	100.0	20/33	60.6
Danny Boyd (2002)	4	7/7	100.0	5/5	100.0
Richie Cunningham (2002)	1	2/2	100.0	1/1	100.0
Hayden Epstein (2002)	6	13/13	100.0	5/9	55.6
Tim Seder (2002)	5	11/11	100.0	8/12	66.7
Steve Lindsey (1999-2000)	26	5/5	100.0	5/7	71.4
Mike Hollis (1995-2001)	108	239/242	98.8	175/217	80.6

## FINDING COREY

In Week 15 against Houston, RB **Corey Grant** had two kickoff returns for 44 yards. Grant is averaging 26.4 yards per return this season, the fourth-highest average among players with at least 10 kickoff returns.

### HIGHEST KICKOFF RETURN YARDS AVERAGE, NFL, 2017 (min. 10 kickoff returns)

Player	KR	Avg.
Bobby Rainey (BAL)	11	30.7
Cordarrelle Patterson (OAK)	18	28.3
Pharoh Cooper (LAR)	30	28.2
<b>Corey Grant (JAX)</b>	<b>14</b>	<b>26.4</b>
Jerick McKinnon (MIN)	12	26.0

## MICKENS MEANS BUSINESS

In Week 15 against Houston, WR **Jaydon Mickens** had five punt returns for 38 yards. Mickens is averaging 11.9 yards per punt return this season, the fourth-highest average among players with at least 15 punt returns.

### HIGHEST PUNT RETURN YARDS AVERAGE, NFL, 2017 (min. 15 punt returns)

Player	PR	Avg.
Jamal Agnew (DET)	26	16.0
Pharoh Cooper (LAR)	29	13.4
Michael Campanaro (BAL)	20	12.5
<b>Jaydon Mickens (JAX)</b>	<b>23</b>	<b>11.9</b>
Trevor Davis (G.B.)	19	11.3

## JAY-GONE

First-year WR **Jaydon Mickens** returned a Bengals punt 63 yards for a TD in the fourth quarter of the Jaguars' Week 9 game vs. Cincinnati. The punt return TD marked the sixth career punt return TD in franchise history and the first since WR **Rashad Greene Sr.** on Dec. 13, 2015 vs. Indianapolis. Mickens had a 72-yarder in Week 14 vs. Seattle, but was forced out at the one-yard line.

### LONGEST PUNT RETURNS FOR A TD IN FRANCHISE HISTORY

Player	Date	Yards
Reggie Barlow	Sept. 13, 1998	85
Mike Thomas	Dec. 18, 2010	78
Reggie Barlow	Nov. 21, 1999	74
Rashad Greene Sr.	Dec. 13, 2015	73
Bobby Shaw	Oct. 6, 2002	69
<b>Jaydon Mickens</b>	<b>Nov. 5, 2017</b>	<b>63</b>

# LAST TIME IT HAPPENED..



## TEAM

### OVERTIME GAME WON

By Jaguars — Jaguars 20, Los Angeles Chargers 17, 11/12/17  
By Opponents — at New York Jets 23, Jaguars 20, 10/1/17

### SHUTOUT

By Jaguars — Jaguars 27, at Indianapolis 0, 10/22/17  
By Opponents — at Seattle 41, Jaguars 0, 10/11/09

### SCORELESS FIRST HALF

By Jaguars — Jaguars 0, Tennessee 27, 10/27/16  
(Final: Tennessee 36, Jacksonville 22)  
By Opponents — Houston 0, Jaguars 31, 12/17/17  
(Final: Jacksonville 45, Houston 7)

### SCORELESS SECOND HALF

By Jaguars — Jaguars 0, Indianapolis 6, 10/4/15  
(Final: Indianapolis 16, Jaguars 13)  
By Opponents — Cleveland 0, Jaguars 9, 11/19/17  
(Final: Jaguars 19, Cleveland 7)

### 400 TOTAL YARDS

By Jaguars — Jaguars vs. Houston, 464, 12/17/17  
By Opponents — Seattle vs. Jaguars, 425, 12/10/17

### 500 TOTAL YARDS

By Jaguars — Jaguars at Indianapolis, 518 total yards, 10/22/17  
By Opponents — New Orleans vs. Jaguars, 537 total yards, 12/27/15

### 50 POINTS SCORED

By Jaguars — Jaguars vs. Indianapolis, 51 points (51-16), 12/13/15  
By Opponents — New England vs. Jaguars, 51 points (51-17), 9/27/15



## OFFENSE

### 100 YARDS RUSHING

By Jaguars — Leonard Fournette vs. Seattle (101 yards), 12/10/17  
By Opponents — Todd Gurley of Los Angeles Rams (116 yards), 10/15/17

### 200 YARDS RUSHING

By Jaguars — Fred Taylor at Pittsburgh (234 yards), 11/19/00  
By Opponents — Chris Johnson of Tennessee (228 yards), 11/1/09

### 300 YARDS PASSING

By Jaguars — Blake Bortles vs. Houston (326 yards), 12/17/17  
By Opponents — Ben Roethlisberger of Pittsburgh (312 yards), 10/8/17

### 400 YARDS PASSING

By Jaguars — Mark Brunell vs. St. Louis (421 yards), 9/10/00  
By Opponents — Drew Brees of New Orleans (412 yards), 12/27/15

### 100 YARDS RECEIVING

By Jaguars — Keelan Cole vs. Houston (186 yards), 12/17/17  
By Opponents — Antonio Brown of Pittsburgh (157 yards), 10/8/17

### 200 YARDS RECEIVING

By Jaguars — Justin Blackmon at Houston (236 yards), 11/18/12  
By Opponents — Josh Gordon of Cleveland (261 yards), 12/01/13

### 100 YARDS RUSHING IN A HALF

By Jaguars — Leonard Fournette at Pittsburgh (142 in 2nd half), 10/8/17  
By Opponents — Bilal Powell of New York Jets (120 in 1st half), 10/1/17

### TWO 100-YARD RUSHERS IN SAME GAME

By Jaguars — R. Jennings (109 yards) & M. Jones-Drew (101 yards) vs. Oakland, 12/12/10  
By Opponents — None



## OFFENSE

### 100 YARDS RECEIVING IN A HALF

By Jaguars — Keelan Cole vs. Houston (113 in 1st half), 12/17/17  
By Opponents — Brandin Cooks of New Orleans (107 in 1st half), 12/27/15

### TWO 100-YARD RECEIVERS IN SAME GAME

By Jaguars — A. Robinson (151 yards, TD) & A. Hurns (106 yards, 2 TDs) at New Orleans, 12/27/15  
By Opponents — R. Matthews (115 yards) & J. Landry (110 yards) of Miami, 9/20/15

### THREE TOUCHDOWNS IN A GAME

By Jaguars — Marcedes Lewis (3 receiving) vs. Baltimore, 9/24/17  
By Opponents — LaGarrette Blount (3 rushing) of New England, 9/28/15

### FOUR TOUCHDOWNS IN A GAME

By Jaguars — Maurice Jones-Drew (2 rushing, 2 receiving) vs. Tampa Bay, 12/11/11  
By Opponents — None

### 30 COMPLETIONS IN A GAME

By Jaguars — Blake Bortles vs. Houston (32-of-49 passes), 11/13/16  
By Opponents — Ben Roethlisberger of Pittsburgh (33-of-55 passes), 10/8/17

### THREE TOUCHDOWN PASSES

By Jaguars — Blake Bortles vs. Houston, 12/17/17  
By Opponents — Philip Rivers of San Diego, 9/18/16

### FOUR TOUCHDOWN PASSES

By Jaguars — Blake Bortles vs. Baltimore, 9/24/17  
By Opponents — Philip Rivers of San Diego, 9/18/16

### FIVE TOUCHDOWN PASSES

By Jaguars — Blake Bortles at Tennessee, 12/6/15  
By Opponents — Drew Brees of New Orleans, 12/27/15

### TWO TOUCHDOWN RECEPTIONS

By Jaguars — Jaydon Mickens vs. Houston, 12/17/17  
By Opponents — Travis Benjamin of San Diego, 9/18/16

### THREE TOUCHDOWN RECEPTIONS

By Jaguars — Marcedes Lewis vs. Baltimore, 9/24/17  
By Opponents — Randy Moss of New England, 12/27/09

### TWO TOUCHDOWNS RUSHING

By Jaguars — Tommy Bohanon vs. Houston, 12/17/17  
By Opponents — LeSean McCoy of Buffalo, 11/27/16

### THREE TOUCHDOWNS RUSHING

By Jaguars — Maurice Jones-Drew vs. St. Louis, 10/18/09  
By Opponents — LeGarrette Blount of New England, 9/27/15

### TD PASS BY NON-QB

By Jaguars — Marqise Lee (20 yards) vs. Tennessee, 12/24/16  
By Opponents — Willie Davis (22 yards) of Tennessee Oilers, 11/16/97

# LAST TIME IT HAPPENED..



## DEFENSE

### INTERCEPTED PASS RETURNED FOR A TOUCHDOWN

By Jaguars — Barry Church (51 yards) at Pittsburgh, 10/8/17  
By Opponents — Rafael Bush of Detroit (39 yards), 11/20/16

### FUMBLE RETURNED FOR A TOUCHDOWN

By Jaguars — Calais Campbell at Arizona (10 yards), 11/26/17  
By Opponents — Wesley Woodyard of Tennessee (3 yards), 12/6/15

### TWO FORCED FUMBLES

By Jaguars — Yannick Ngakoue at Cleveland, 11/19/17  
By Opponents — John Abraham of Atlanta, 12/15/11

### TWO SACKS

By Jaguars — Calais Campbell (2.5) vs. Houston, 12/17/17  
By Opponents — Marcell Dareus of Buffalo (2.0), 11/27/16

### THREE SACKS

By Jaguars — Calais Campbell at Houston (4.0), 9/10/17  
By Opponents — W. Mercilus (3.5) & J. Watt of Houston (3.0), 1/3/16

### FOUR SACKS

By Jaguars — Calais Campbell at Houston (4.0), 9/10/17  
By Opponents — Ryan Kerrigan of Washington (4.0), 9/14/14

### ONE INTERCEPTION

By Jaguars — Barry Church vs. Houston, 12/17/17  
By Opponents — Tryann Mathieu of Arizona, 11/26/17

### TWO INTERCEPTIONS

By Jaguars — A.J. Bouye vs. Seattle, 12/10/17  
By Opponents — Tre Boston of Los Angeles Chargers, 11/12/17

### SAFETY

By Jaguars — Holding penalty on Dallas' K. Wilber enforced in the end zone, 11/9/14  
By Opponents — J.J. Watt of Houston (Sacked QB B. Bortles in the end zone), 12/29/14

### FOUR PASSES DEFENSED

By Jaguars — Jalen Ramsey at Pittsburgh, 10/8/17  
By Opponents — Johnathan Joseph of Houston, 1/3/16



## SPECIAL TEAMS

### FIVE FIELD GOALS

By Jaguars — Josh Scobee at Buffalo, 10/10/10  
By Opponents — Jeff Reed of Pittsburgh, 12/1/02 (six field goals)

### 55-YARD FIELD GOAL

By Jaguars — Josh Lambo vs. Cincinnati (56 yards), 11/5/17  
By Opponents — Phil Dawson of Arizona (57 yards), 11/26/17

### 50-YARD FIELD GOAL

By Jaguars — Josh Lambo vs. Seattle (51 yards), 12/10/17  
By Opponents — Phil Dawson of Arizona (57 yards), 11/26/17

### GAME-WINNING FIELD GOAL

By Jaguars — Josh Lambo vs. Los Angeles Chargers (30 yards in OT), 11/12/17  
By Opponents — Phil Dawson of Arizona (57 yards at 0:01), 11/26/17

### KICKOFF RETURN FOR A TOUCHDOWN

By Jaguars — Marqise Lee at Houston (100 yards), 12/18/16  
By Opponents — Pharoh Cooper of Los Angeles Rams (103 yards), 10/15/17

### PUNT RETURN FOR A TOUCHDOWN

By Jaguars — Jaydon Mickens vs. Cincinnati (63 yards), 11/5/17  
By Opponents — Andre Roberts of Detroit (55 yards), 11/20/16

### BLOCKED FIELD GOAL ATTEMPT

By Jaguars — Tyson Alualu at New Orleans (Kai Forbath), 9/27/15  
By Opponents — Linval Joseph of Minnesota (Jason Myers), 12/11/16

### BLOCKED FIELD GOAL RETURNED FOR A TOUCHDOWN

By Jaguars — Chris Hudson (58 yards) vs. Pittsburgh, 9/22/97  
By Opponents — Antrel Rolle of Arizona (83 yards), 9/20/09

### BLOCKED PUNT RETURNED FOR A TOUCHDOWN

By Jaguars — Mike Harris (19 yards) at Tennessee, 12/30/12  
By Opponents — Malcolm Brown (8 yards) of Los Angeles Rams, 10/15/17

### BLOCKED PUNT

By Jaguars — Dan Skuta at Indianapolis (Pat McAfee), 1/1/17  
By Opponents — Cory Littleton of Los Angeles Rams (Brad Nortman), 10/15/17

### BLOCKED EXTRA POINT

By Jaguars — Tony Brackens vs. Cincinnati (Doug Pelfrey), 10/5/97  
By Opponents — Corey Liuget of Los Angeles Chargers (Josh Lambo), 11/12/17

### MISSED EXTRA POINT

By Jaguars — Jason Myers at Pittsburgh, 10/8/17  
By Opponents — Kai Forbath of Minnesota, 12/11/16

### TWO-POINT CONVERSION MADE

By Jaguars — B. Bortles pass to M. Lewis vs. Indianapolis, 12/3/17  
By Opponents — B. Gabbert pass to L. Fitzgerald of Arizona, 11/26/17

### TWO-POINT CONVERSION FAILED

By Jaguars — B. Nortman vs. Indianapolis (pass failed), 12/3/17  
By Opponents — Joe Flacco of Baltimore (pass failed), 11/15/15

### RECOVERED OWN ONSIDE KICK

By Jaguars — at Baltimore (J. Cyprien), 12/14/14  
By Opponents — vs. Houston (Q. Demps), 12/27/11

# 2017 JAGUARS STATISTICS

## JACKSONVILLE JAGUARS / WEEK 15 / THROUGH MONDAY, DECEMBER 18, 2017

WON 10, LOST 4		* RUSHING		No.	Yds	Avg	Long	TD							
09/10 W 29- 7	at Houston	71,710	Fournette	231	923	4.0	90t	8							
09/17 L 16-37	Tennessee	61,709	Ivory	112	382	3.4	34	1							
09/24 W 44- 7	Baltimore	84,592	Bortles	51	282	5.5	28	2							
10/01 L 20-23 OT	at N.Y. Jets	77,562	C. Grant	30	248	8.3	58	2							
10/08 W 30- 9	at Pittsburgh	66,237	Yeldon	40	235	5.9	58t	1							
10/15 L 17-27	L.A. Rams	56,232	Lee	1	17	17.0	17	0							
10/22 W 27- 0	at Indianapolis	63,104	Bohanon	5	5	1.0	3	2							
11/05 W 23- 7	Cincinnati	60,720	Henne	5	-5	-1.0	-1	0							
11/12 W 20-17 OT	L.A. Chargers	60,835	TEAM	475	2087	4.4	90t	16							
11/19 W 19- 7	at Cleveland	57,003	OPPONENTS	355	1613	4.5	75t	6							
11/26 L 24-27	at Arizona	63,891	* RECEIVING												
12/03 W 30-10	Indianapolis	61,207	Lee	56	702	12.5	45	3							
12/10 W 30-24	Seattle	64,431	Hurns	36	446	12.4	50	2							
12/17 W 45- 7	Houston	64,701	Cole	32	607	19.0	75t	3							
12/24	at San Francisco		Fournette	29	213	7.3	28	1							
12/31	at Tennessee		Westbrook	22	256	11.6	29	1							
	Jax	Opp.	Yeldon	22	162	7.4	16	0							
			Lewis	21	283	13.5	37	5							
			Ivory	21	175	8.3	29	1							
			O'Shaughnessy	9	110	12.2	29	0							
			Bohanon	6	43	7.2	14	1							
			Mickens	5	72	14.4	41	2							
			C. Grant	3	41	13.7	28	0							
			Koyack	3	28	9.3	21	0							
			A. Robinson	1	17	17.0	17	0							
			Benn	1	12	12.0	12	0							
			Pinkard	1	5	5.0	5	0							
			McCaffrey TM	1	4	4.0	4	0							
			TEAM	269	3176	11.8	75t	19							
			OPPONENTS	256	2698	10.5	74t	14							
			* INTERCEPTIONS												
			Bouye	6	70	11.7	51	0							
			Gipson	4	83	20.8	67	0							
			Ramsey	4	34	8.5	18	0							
			Smith	3	56	18.7	28t	1							
			Church	3	51	17.0	51t	1							
			TEAM	20	294	14.7	67	2							
			OPPONENTS	8	51	6.4	31	0							
			* PUNTING												
			Nortman	75	3343	44.6	39.9	6 26 65 1							
			TEAM	76	3343	44.0	39.9	6 26 65 1							
			OPPONENTS	88	4041	45.9	40.6	8 32 70 0							
			* PUNT RETURNS												
			Mickens	23	16	274	11.9	72 1							
			Lee	5	6	13	2.6	7 0							
			McCaffrey TM	1	4	0	0.0	0 0 0							
			Westbrook	1	0	19	19.0	19 0							
			Cole	0	1	0	---	---							
			C. Grant	0	0	6	---	6 0							
			TEAM	30	27	312	10.4	72 1							
			OPPONENTS	24	22	193	8.0	46 0							
			* SCORING												
			Lambo	0	0	0	0	19/20 17/18 0 70 C. Grant							
			Fournette	9	8	1	0	0 54 Cole							
			Myers	0	0	0	0	15/17 11/15 0 48 Mickens							
			Lewis	5	0	5	0	0 32 Bohanon							
			Lee	3	0	3	0	0 20 TEAM							
			Bohanon	3	2	1	0	0 18 OPPONENTS							
			Cole	3	0	3	0	0 18 * FIELD GOALS							
			Mickens	3	0	2	1	0 18 Lambo							
			Bortles	2	2	0	0	0 12 Myers							
			C. Grant	2	2	0	0	0 12 TEAM							
			Hurns	2	0	2	0	0 12 OPPONENTS							
			Ivory	2	1	1	0	0 12 Lambo: ( ) ( ) ( ) ( ) ( ) (42G,33G) (32G,56G,25G) (34G,							
			Smith	2	0	0	2	0 12 30G) (38G,41N,39G) (43G) (30G,23G,39G) (38G,51G,32G)							
			Campbell	1	0	0	1	0 6 (38G)							
			Church	1	0	0	1	0 6 Myers: (42G,25G,39N,38G) (43G) (23G,45G,29G) (30G,							
			Fowler	1	0	0	1	0 6 52N,22G) (47G) (54N,41G,54N) ( ) ( ) ( ) ( ) ( ) ( )							
			Jack	1	0	0	1	0 6 OPP: ( ) (40G,41G,26G) ( ) (45G,45N,26G,41G) (29G,34G,							
			Westbrook	1	0	1	0	0 6 20G) (56G,29G) ( ) ( ) (50G) ( ) (34G,42G,48G,57G) (27G)							
			Yeldon	1	1	0	0	0 6 (38N,28G) ( ) 2-Pt Conv: Lee, Lewis, TM 2-5, OPP							
			TEAM	42	16	19	7	34/37 28/33 0 374 1-1 SACKS: Campbell 14.5, Ngakoue 11, Jackson 8,							
			OPPONENTS	22	6	14	2	21/21 18/20 0 209 Fowler 7.5, Jack 2, McCray 1.5, Posluszny 1.5,							
								Church 1, Dareus LG 1, Day TM 1, Jones 1, Smith 1, Ankou 0.5, Brown 0.5, TM 51, OPP 21							
								FUM/LOST: Bortles 8/3, Ivory 2/2, Mickens 2/1, Yeldon 2/1, Cole 1/0, Fournette 1/0, C. Grant							
								1/1, Lee 1/0, Westbrook 1/0							
								* PASSING							
				Att	Cmp	Yds	Cmp%	Yds/Att	TD	TD%	Int	Int%	Long	Sack/Lost	Rating
				439	268	3147	61.0	7.17	19	4.3	8	1.8	75t	21/ 109	89.7
				2	0	0	0.0	0.00	0	0.0	0	0.0	---	0/ 0	39.6
				1	0	0	0.0	0.00	0	0.0	0	0.0	---	0/ 0	39.6
				1	1	29	100.0	29.00	0	0.0	0	0.0	29	0/ 0	118.8
				443	269	3176	60.7	7.17	19	4.3	8	1.8	75t	21/ 109	89.3
				458	256	2698	55.9	5.89	14	3.1	20	4.4	74t	51/ 334	65.2

# 2017 49ERS STATISTICS

## SAN FRANCISCO 49ERS / WEEK 15 / THROUGH MONDAY, DECEMBER 18, 2017

WON 4, LOST 10				* RUSHING				No.	Yds	Avg	Long	TD			
09/10	L	3-23	Carolina	70,178	Hyde	204	796	3.9	61	5					
09/17	L	9-12	at Seattle	68,729	Breida	82	319	3.9	33t	1					
09/21	L	39-41	L.A. Rams	70,178	Beathard	26	136	5.2	16	3					
10/01	L	15-18 OT	at Arizona	64,121	Goodwin	3	34	11.3	18	0					
10/08	L	23-26 OT	at Indianapolis	65,612	Juszczyk	7	31	4.4	12	0					
10/15	L	24-26	at Washington	75,568	Mostert	6	30	5.0	16	0					
10/22	L	10-40	Dallas	70,133	Garoppolo LG	10	9	0.9	8	0					
10/29	L	10-33	at Philadelphia	69,596	Garoppolo TM	10	9	0.9	8	0					
11/05	L	10-20	Arizona	70,133	Hoyer TM	5	7	1.4	9t	1					
11/12	W	31-21	N.Y. Giants	70,133	TEAM	343	1362	4.0	61	10					
11/26	L	13-24	Seattle	70,134	OPPONENTS	437	1667	3.8	45	10					
12/03	W	15-14	at Chicago	61,302	* RECEIVING										
12/10	W	26-16	at Houston	71,802	Hyde	54	321	5.9	18	0					
12/17	W	25-23	Tennessee	70,133	Goodwin	51	897	17.6	83t	1					
12/24			Jacksonville		Garcon	40	500	12.5	59	0					
12/31			at L.A. Rams		Taylor	38	382	10.1	33	1					
			S.F.	Opp.	Kittle	36	373	10.4	31	1					
TOTAL FIRST DOWNS				270	296	Juszczyk	24	220	9.2	34	1				
Rushing				71	95	Celek	20	308	15.4	61	4				
Passing				178	171	Breida	19	140	7.4	21t	1				
Penalty				21	30	A. Robinson	17	236	13.9	45t	1				
3rd Down: Made/Att				75/207	85/193	Bourne	13	217	16.7	54	0				
3rd Down Pct.				36.2	44.0	L. Murphy	6	98	16.3	40	1				
4th Down: Made/Att				8/18	7/9	Hikutini	2	15	7.5	10	0				
4th Down Pct.				44.4	77.8	McCaffrey LG	1	4	4.0	4	0				
POSSESSION AVG.				28:40	31:20	Garoppolo LG	1	-6	-6.0	-6	0				
TOTAL NET YARDS				4757	4902	Garoppolo TM	1	-6	-6.0	-6	0				
Avg. Per Game				339.8	350.1	TEAM	321	3701	11.5	83t	11				
Total Plays				929	923	OPPONENTS	292	3392	11.6	72t	25				
Avg. Per Play				5.1	5.3	* INTERCEPTIONS									
NET YARDS RUSHING				1362	1667	Armstrong TM	2	29	14.5	29	0				
Avg. Per Game				97.3	119.1	Reid	2	0	0.0	0	0				
Total Rushes				343	437	Tartt	1	37	37.0	37	0				
NET YARDS PASSING				3395	3235	Witherspoon	1	19	19.0	19	0				
Avg. Per Game				242.5	231.1	R. Robinson TM	1	0	0.0	0	0				
Sacked/Yards Lost				42/306	26/157	TEAM	7	85	12.1	37	0				
Gross Yards				3701	3392	OPPONENTS	12	121	10.1	37t	1				
Att./Completions				544/321	460/292	* PUNTING									
Completion Pct.				59.0	63.5	Pinion	70	3037	43.4	41.2	1	29	59	0	
Had Intercepted				12	7	TEAM	70	3037	43.4	41.2	1	29	59	0	
PUNTS/AVERAGE				70/43.4	63/47.1	OPPONENTS	63	2965	47.1	41.1	6	24	74	0	
NET PUNTING AVG.				70/41.2	63/41.1	* PUNT RETURNS									
PENALTIES/YARDS				111/897	79/646	Taylor	25	14	233	9.3	39	0			
FUMBLES/BALL LOST				13/7	20/8	Bolden	4	1	23	5.8	16	0			
TOUCHDOWNS				21	37	McCaffrey LG	1	4	0	0.0	0	0			
Rushing				10	10	TEAM	29	15	256	8.8	39	0			
Passing				11	25	OPPONENTS	31	21	132	4.3	61t	1			
Returns				0	2	* KICKOFF RETURNS									
* SCORE BY PERIODS				Q1 Q2 Q3 Q4 OT PTS	Bolden	19	396	20.8	34	0					
TEAM				28 74 56 92 3 253	Mostert	5	83	16.6	21	0					
OPPONENTS				77 99 73 79 9 337	Breida	4	65	16.3	28	0					
* SCORING				TD-Ru-Pa-Rt K-PAT FG S PTS	Blair	1	0	0.0	0	0					
Gould				0 0 0 0 19/20 36/38 0 127	TEAM	29	544	18.8	34	0					
Hyde				5 5 0 0 0 30	OPPONENTS	11	225	20.5	28	0					
Celek				4 0 4 0 0 24	* FIELD GOALS	1-19 20-29 30-39 40-49 50+									
Beathard				3 3 0 0 0 18	Gould	0/ 0	6/ 7	10/10	16/17	4/ 4					
Breida				2 1 1 0 0 12	TEAM	0/ 0	6/ 7	10/10	16/17	4/ 4					
Goodwin				1 0 1 0 0 6	OPPONENTS	1/ 1	7/ 7	7/ 9	7/ 8	6/ 7					
Hoyer TM				1 1 0 0 0 6	Gould: (44G) (40G, 37G, 34G) (36G, 48G) (49G, 39G, 47G,										
Juszczyk				1 0 1 0 0 6	48G, 23G) (28G, 43G, 40G) (52G, 47N) (42G) (27B, 50G)										
Kittle				1 0 1 0 0 6	(42G) (43G) (38G, 42G) (33G, 28G, 35G, 34G, 24G) (52G,										
L. Murphy				1 0 1 0 0 6	35G, 25G, 41G) (38G, 48G, 28G, 50G, 48G, 45G)										
A. Robinson				1 0 1 0 0 6	OPP: (39G, 36G, 20G) (25G, 27G) (48G, 19G) (29G, 43G,										
Taylor				1 0 1 0 0 6	50G, 32G) (52G, 23G, 38G, 51G) (48G, 21G) ( ) (40G, 51G)										
TEAM				21 10 11 0 19/20 36/38 0 253	(38N, 25G, 32G) (47G, 42G, 34N) (48N, 34G) ( ) (55G, 52N)										
OPPONENTS				37 10 25 2 27/33 28/32 0 337	(40G, 31G, 50G)										
2-Pt Conv: TM 0-1, OPP 2-3 SACKS: Dumervil 5.5, Buckner 3, Blair 2, Douzable 2, Harold 2, Marsh LG 2, Marsh TM 1, Thomas 2, Armstead 1.5, Carradine 1.5, Armstrong TM 1, Day LG 1, Lynch 1, Mitchell 1, K. Williams 1, Cooper TM 0.5, Coyle 0.5, Tartt 0.5, TM 26, OPP 42 FUM/LOST: Beathard 3/2, Hoyer(TM) 3/1, Juszczyk 2/2, Breida 1/0, Garoppolo(LG) 1/0, Garoppolo(TM) 1/0, Hyde 1/0, Mostert 1/1, Taylor 1/1															
* PASSING															
				Att	Cmp	Yds	Cmp%	Yds/Att	TD	TD%	Int	Int%	Long	Sack/Lost	Rating
Beathard				224	123	1430	54.9	6.38	4	1.8	6	2.7	83t	19/ 141	69.2
Hoyer TM				205	119	1245	58.0	6.07	4	2.0	4	2.0	59	16/ 112	74.1
Garoppolo LG				115	79	1026	68.7	8.92	3	2.6	2	1.7	61	7/ 53	98.0
Garoppolo TM				115	79	1026	68.7	8.92	3	2.6	2	1.7	61	7/ 53	98.0
TEAM				544	321	3701	59.0	6.80	11	2.0	12	2.2	83t	42/ 306	77.2
OPPONENTS				460	292	3392	63.5	7.37	25	5.4	7	1.5	72t	26/ 157	97.5



# **ROSTER INFORMATION**

**REGULAR SEASON WEEK 16 AT SAN FRANCISCO 49ERS**



# JAGUARS 2017 ALPHABETICAL ROSTER

NO	NAME	POS	HT	WT	DOB	AGE	EXP	COLLEGE	HOMETOWN	HOW ACQ
54	Ankou, Eli	DT	6-3	325	6/8/94	23	R	UCLA	Ottawa, Ontario, Can	W (Hou.)-'17
40	Bohanon, Tommy	FB	6-1	246	9/10/90	27	4	Wake Forest	Fort Myers, Fla.	FA-'17
5	Bortles, Blake	QB	6-5	236	4/28/92	25	4	Central Florida	Oviedo, Fla.	D1-'14
21	Bouye, A.J.	CB	6-0	191	8/16/91	26	5	Central Florida	Tucker, Ga.	UFA (Hou.)-'17
53	Brown, Blair	LB	6-0	238	5/27/94	23	R	Ohio	Moreno Valley, Calif.	D5-'17
93	Campbell, Calais	DL	6-8	300	9/1/86	31	10	Miami (Fla.)	Aurora, Co.	UFA (Ari.)-'17
60	Cann, A.J.	OL	6-3	315	10/23/91	26	3	South Carolina	Bamberg, S.C.	D3-'15
42	Church, Barry	S	6-2	218	2/11/88	29	8	Toledo	Pittsburgh, Pa.	UFA (Dal.)-'17
84	Cole, Keelan	WR	6-1	194	4/20/93	24	R	Kentucky Wesleyan	Louisville, Ky.	FA-'17
22	Colvin, Aaron	CB	6-0	193	10/2/91	26	4	Oklahoma	Tulsa, Okla.	D4-'14
99	Dareus, Marcell	DT	6-3	331	3/13/90	27	7	Alabama	Birmingham, Ala.	T (Buf.)-'17
27	Fournette, Leonard	RB	6-0	228	1/18/95	22	R	Louisiana State	New Orleans, La.	D1-'17
56	Fowler Jr., Dante	DE	6-3	255	8/3/94	23	3	Florida	St. Petersburg, Fla.	D1-'15
39	Gipson, Tashaun	S	5-11	212	8/7/90	27	6	Wyoming	Dallas, Texas	UFA (Cle.)-'16
30	Grant, Corey	RB	5-11	203	12/19/91	25	3	Auburn	Opelika, Ala.	FA-'15
7	Henne, Chad	QB	6-3	222	7/2/85	32	10	Michigan	Wyomissing, Pa.	UFA (Mia.)-'12
49	Holba, Colin	LS	6-4	248	7/8/94	23	R	Louisville	Louisville, Ky.	FA-'17
88	Hurns, Allen	WR	6-3	201	11/12/91	26	4	Miami (Fla.)	Miami, Fla.	FA-'14
33	Ivory, Chris	RB	6-0	223	3/22/88	29	8	Tiffin	Longview, Texas	UFA (NYJ.)-'16
44	Jack, Myles	LB	6-1	244	9/3/95	22	2	UCLA	Scottsdale, Ariz.	D2-'16
97	Jackson, Malik	DL	6-5	290	1/11/90	27	6	Tennessee	Van Nuys, Calif.	UFA (Den.)-'16
95	Jones, Abry	DT	6-4	318	9/8/91	26	5	Georgia	Warner Robins, Ga.	FA-'13
83	Koyack, Ben	TE	6-5	258	4/9/93	24	2	Notre Dame	Oil City, Pa.	D7-'15
4	Lambo, Josh	K	6-0	215	11/19/90	27	3	Texas A&M	Lansing, Mich.	FA-'17
11	Lee, Marqise	WR	6-0	196	11/25/91	26	4	Southern California	Inglewood, Calif.	D2-'14
89	Lewis, Mercedes	TE	6-6	267	5/19/84	33	12	UCLA	Long Beach, Calif.	D1-'06
65	Linder, Brandon	OL	6-6	315	1/25/92	25	4	Miami (Fla.)	Southwest Ranches, Fla.	D3-'14
55	McCray, Lerentee	LB	6-3	249	8/26/90	27	5	Florida	Ocala, Fla.	UFA (Buf.)-'17
85	Mickens, Jaydon	WR	5-11	170	4/21/94	23	1	Washington	Los Angeles, Calif.	PS-'17
31	Myrick, Jalen	CB	5-11	200	2/27/95	22	R	Minnesota	Bloomington, Ga.	D7a-'17
91	Ngakoue, Yannick	DE	6-2	246	3/31/95	22	2	Maryland	Bowie, Md.	D3-'16
3	Nortman, Brad	P	6-2	214	9/12/89	28	6	Wisconsin	Brookfield, Wis.	UFA (Car.)-'16
77	Omameh, Patrick	OL	6-4	327	12/29/89	27	5	Michigan	Columbus, Ohio	FA-'16
80	O'Shaughnessy, James	TE	6-4	245	1/14/92	25	3	Illinois State	Naperville, Ill.	W (N.E.)-'17
78	Parnell, Jermey	OL	6-6	326	7/20/86	31	7	Mississippi	Blytheville, Ark.	UFA (Dal.)-'15
23	Patmon, Tyler	CB	5-10	188	1/26/91	26	3	Oklahoma State	Round Rock, Texas	FA-'17
52	Payne, Donald	LB	5-11	217	7/12/94	23	R	Stetson University	Fayetteville, Ga.	W (Bal.)-'17
59	Phillips, Carroll	DE	6-3	242	9/2/92	25	R	Illinois	Miami, Fla.	P.S. -'17
18	Pinkard, Larry	WR	6-0	196	2/25/92	25	1	Old Dominion	Washington, D.C.	P.S-'17
75	Poehls, William	OL	6-8	344	11/27/91	26	1	Montana	Chandler, Ariz.	W (Chi.)-'17
51	Posluszny, Paul	LB	6-2	232	10/10/84	33	11	Penn State	Aliquippa, Pa.	UFA (Buf.)-'11
20	Ramsey, Jalen	CB	6-1	208	10/24/94	23	2	Florida State	Smyrna, Tenn.	D1-'16
64	Reed, Chris	OL	6-5	310	7/22/92	25	2	Minnesota State	Omaha, Neb.	FA-'17
74	Robinson, Cam	OL	6-6	320	10/9/95	22	R	Alabama	Monroe, La.	D2-'17
69	Shatley, Tyler	OL	6-3	310	5/5/91	26	3	Clemson	Icard, N.C.	FA-'14
50	Smith, Telvin	LB	6-3	215	4/11/91	26	4	Florida State	Valdosta, Ga.	D5a-'14
94	Smoot, Dawuane	DE	6-3	264	3/2/95	22	R	Illinois	Groveport, Ohio	D3-'17
25	Thompson, Peyton	S	5-10	184	9/26/90	27	3	San Jose State	Sacramento, Calif.	FA-'14
73	Walker, Josh	OL	6-5	330	6/2/91	26	3	Middle Tennessee State	Spring City, Ten.	FA-'17
72	Wells, Josh	OL	6-6	306	2/14/91	26	3	James Madison	Mechanicsville, Va.	FA-'14
12	Westbrook, Dede	WR	6-0	178	11/21/93	24	R	Oklahoma	Cameron, Tex.	D4-'17
26	Wilson, Jarrod	S	6-2	210	2/9/94	23	2	Michigan	Akron, Ohio	FA-'16
24	Yeldon, T.J.	RB	6-1	223	10/2/93	24	3	Alabama	Daphne, Ala.	D2-'15

Head Coach: Doug Marrone

Assistants: Joe DeCamillis (Special Teams Coordinator), Nathaniel Hackett (Offensive Coordinator), Tom Myslinski (Strength and Conditioning Coordinator), Todd Wash (Defensive Coordinator), Mark Collins (Linebackers Coach), Joe Danna (Assistant Secondary Coach), John Donovan (Offensive Quality Control Coach), Perry Fewell (Secondary Coach), Pat Flaherty (Offensive Line Coach), Marion Hobby (Defensive Line Coach), Jess Langvardt (Strength and Conditioning Associate), Mike Mallory (Assistant Special Teams Coordinator), Keenan McCardell (Wide Receivers Coach), Ron Middleton (Tight Ends/Assistant Special Teams Coach), Scott Milanovich (Quarterbacks Coach), Eric Price (Offense-Research), Jason Rebrovich (Assistant Defensive Line Coach), Mike Rutenberg (Defensive Assistant), Cedric Scott (Assistant Strength and Conditioning Coach), Tony Sparano Jr. (Assistant Offensive Line Coach), Tyrone Wheatley (Running Backs Coach).

# JAGUARS 2017 NUMERICAL ROSTER

12/5/2017

NO	NAME	POS	HT	WT	DOB	AGE	EXP	COLLEGE	HOMETOWN	HOW ACQ
3	Brad Nortman	P	6-2	214	9/12/89	28	6	Wisconsin	Brookfield, Wis.	UFA (Car.)-'16
4	Josh Lambo	K	6-0	215	11/19/90	26	3	Texas A&M	Lansing, Mich.	FA-'17
5	Blake Bortles	QB	6-5	236	4/28/92	25	4	Central Florida	Oviedo, Fla.	D1-'14
7	Chad Henne	QB	6-3	222	7/2/85	32	10	Michigan	Wyomissing, Pa.	UFA (Mia.)-'12
11	Marqise Lee	WR	6-0	196	11/25/91	26	4	Southern California	Inglewood, Calif.	D2-'14
12	Dede Westbrook	WR	6-0	178	11/21/93	24	R	Oklahoma	Cameron, Tex.	D4-'17
18	Larry Pinkard	WR	6-0	196	2/25/92	25	1	Old Dominion	Washington, D.C.	P.S-'17
20	Jalen Ramsey	CB	6-1	208	10/24/94	23	2	Florida State	Smyrna, Tenn.	D1-'16
21	A.J. Bouye	CB	6-0	191	8/16/91	26	5	Central Florida	Tucker, Ga.	UFA (Hou.)-'17
22	Aaron Colvin	CB	6-0	193	10/2/91	26	4	Oklahoma	Tulsa, Okla.	D4-'14
23	Tyler Patmon	CB	5-10	188	1/26/1991	26	3	Oklahoma State	Round Rock, Texas	FA-'17
24	T.J. Yeldon	RB	6-1	223	10/2/93	24	3	Alabama	Daphne, Ala.	D2-'15
25	Peyton Thompson	S	5-10	184	9/26/90	27	3	San Jose State	Sacramento, Calif.	FA-'14
26	Jarrod Wilson	S	6-2	210	1/23/94	23	2	Michigan	Akron, Ohio	FA-'16
27	Leonard Fournette	RB	6-0	228	1/18/95	22	R	Louisiana State	New Orleans, La.	D1-'17
30	Corey Grant	RB	5-11	203	12/19/91	25	3	Auburn	Opelika, Ala.	FA-'15
31	Jalen Myrick	CB	5-11	200	2/27/95	22	R	Minnesota	Bloomington, Ga.	D7a-'17
33	Chris Ivory	RB	6-0	223	3/22/88	29	8	Tiffin	Longview, Texas	UFA (NYJ.)-'16
39	Tashaun Gipson	S	5-11	212	8/7/90	27	6	Wyoming	Dallas, Texas	UFA (Cle.)-'16
40	Tommy Bohanon	FB	6-1	246	9/10/90	27	4	Wake Forest	Fort Myers, Fla.	FA-'17
42	Barry Church	S	6-2	218	2/11/88	29	8	Toledo	Pittsburgh, Pa.	UFA (Dal.)-'17
44	Myles Jack	LB	6-1	244	9/3/95	22	2	UCLA	Scottsdale, Ariz.	D2-'16
49	Colin Holba	LS	6-4	248	7/8/94	23	R	Louisville	Louisville, Ky.	FA-'17
50	Telvin Smith	LB	6-3	215	4/11/91	26	4	Florida State	Valdosta, Ga.	D5a-'14
51	Paul Posluszny	LB	6-2	232	10/10/84	33	11	Penn State	Aliquippa, Pa.	UFA (Buf.)-'11
52	Donald Payne	LB	5-11	217	7/12/94	23	R	Stetson University	Fayetteville, Ga.	W (Bal.)-'17
53	Blair Brown	LB	6-0	238	5/27/94	23	R	Ohio	Moreno Valley, Calif.	D5-'17
54	Eli Ankou	DT	6-3	325	6/8/94	23	R	UCLA	Ottawa, Ontario, Can	W (Hou.)-'17
55	Lerentee McCray	LB	6-3	249	8/26/90	27	5	Florida	Ocala, Fl.	UFA (Buf.)-'17
56	Dante Fowler Jr.	DE	6-3	255	8/3/94	23	3	Florida	St. Petersburg, Fla.	D1-'15
59	Carroll Phillips	DE	6-3	242	9/2/92	25	R	Illinois	Miami, Fla.	P.S. -'17
60	A.J. Cann	OL	6-3	325	10/23/91	26	3	South Carolina	Bamberg, S.C.	D3-'15
64	Chris Reed	OL	6-5	310	7/22/92	25	2	Minnesota State	Omaha, Neb.	FA-'17
65	Brandon Linder	OL	6-6	315	1/25/92	25	4	Miami (Fla.)	Southwest Ranches, Fla.	D3-'14
69	Tyler Shatley	OL	6-3	310	5/5/91	26	3	Clemson	Icard, N.C.	FA-'14
72	Josh Wells	OL	6-6	306	2/14/91	26	3	James Madison	Mechanicsville, Va.	FA-'14
73	Josh Walker	OL	6-5	330	6/2/91	26	3	Middle Tennessee State	Spring City, Ten.	FA-'17
74	Cam Robinson	OL	6-6	320	10/9/95	22	R	Alabama	Monroe, La.	D2-'17
75	William Poehls	OL	6-8	344	11/27/91	26	1	Montana	Chandler, Ariz.	W (Chi.)-'17
77	Patrick Omahneh	OL	6-4	327	12/29/89	27	5	Michigan	Columbus, Ohio	FA-'16
78	Jermey Parnell	OL	6-6	326	7/20/86	31	7	Mississippi	Blytheville, Ark.	UFA (Dal.)-'15
80	James O'Shaughnessy	TE	6-4	245	1/14/1992	25	3	Illinois State	Naperville, Ill.	W (N.E.)-'17
83	Ben Koyack	TE	6-5	258	4/9/93	24	2	Notre Dame	Oil City, Pa.	D7-'15
84	Keelan Cole	WR	6-1	194	4/20/93	24	R	Kentucky Wesleyan	Louisville, Ky.	FA-'17
85	Jaydon Mickens	WR	5-11	170	4/21/94	23	1	Washington	Los Angeles, Calif.	PS-'17
88	Allen Hurns	WR	6-3	201	11/12/91	26	4	Miami (Fla.)	Miami, Fla.	FA-'14
89	Mercedes Lewis	TE	6-6	267	5/19/84	33	12	UCLA	Long Beach, Calif.	D1-'06
91	Yannick Ngakou	DE	6-2	246	3/31/95	22	2	Maryland	Bowie, Md.	D3-'16
93	Calais Campbell	DL	6-8	300	9/1/86	31	10	Miami (Fla.)	Aurora, Co.	UFA (Ari.)-'17
94	Dawuane Smoot	DE	6-3	264	3/2/95	22	R	Illinois	Groveport, Ohio	D3-'17
95	Abry Jones	DT	6-4	318	9/8/91	26	5	Georgia	Warner Robins, Ga.	FA-'13
97	Malik Jackson	DL	6-5	290	1/11/90	27	6	Tennessee	Van Nuys, Calif.	UFA (Den.)-'16
99	Marcell Dareus	DT	6-3	331	3/13/90	27	7	Alabama	Birmingham, Ala.	T (Buf.)-'17
Practice Squad										
10	Jaelen Strong	WR	6-2	220	1/25/94	23	3	Arizona State	Philadelphia, Pa.	P.S. -'17
19	Montay Crockett	WR	6-0	180	12/11/93	23	R	Georgia Southern	Rock Hill, S.C.	P.S. -'17
29	Sammy Seamster	CB	6-1	201	2/5/91	26	2	Middle Tennessee State	Ooltewah, Ten.	P.S. -'17
34	Charlie Miller	S	6-1	190	5/15/94	23	R	Dartmouth	Shoreview, Minn.	P.S. -'17
38	Brandon Wilds	RB	6-0	220	7/22/93	24	1	South Carolina	Chapin, S.C.	P.S.-'17
57	Brooks Ellis	LB	6-2	245	1/15/95	22	R	Arkansas	Fayetteville, Ark.	P.S.-'17
70	Brandon Thomas	OL	6-3	317	2/18/91	26	2	Clemson	Spartanburg, S.C.	P.S.-'17
79	Hunter Dimick	DE	6-3	268	10/29/93	24	R	Utah	Syracuse, Utah	P.S. -'17
86	David Grinnage	TE	6-5	265	2/24/94	23	1	North Carolina State	Newark, De.	P.S. -'17
90	Darius Kilgo	DT	6-3	319	12/14/91	25	3	Maryland	Washington, D.C.	P.S. -'17

# JAGUARS BY EXPERIENCE

NO	NAME	POS	HT	WT	DOB	AGE	EXP	COLLEGE	HOMETOWN
<b>12th Year (1)</b>									
89	Lewis, Marcedes	TE	6-6	280	5/19/84	33	12	UCLA	Long Beach, Calif.
<b>11th Year (1)</b>									
51	Posluszny, Paul	LB	6-2	232	10/10/84	33	11	Penn State	Aliquippa, Pa.
<b>10th Year (2)</b>									
93	Campbell, Calais	DL	6-8	300	9/1/86	31	10	Miami (Fla.)	Aurora, Co.
7	Henne, Chad	QB	6-3	222	7/2/85	32	10	Michigan	Wyomissing, Pa.
<b>8th Year (2)</b>									
42	Church, Barry	S	6-2	218	2/11/88	29	8	Toledo	Pittsburgh, Pa.
33	Ivory, Chris	RB	6-0	223	3/22/88	29	8	Tiffin	Longview, Texas
<b>7th Year (2)</b>									
99	Dareus, Marcell	DT	6-3	331	3/13/90	27	7	Alabama	Birmingham, Ala.
78	Parnell, Jermey	OT	6-6	326	7/20/86	31	7	Mississippi	Blytheville, Ark.
<b>6th Year (3)</b>									
39	Gipson, Tashaun	S	5-11	212	8/7/90	27	6	Wyoming	Dallas, Texas
97	Jackson, Malik	DL	6-5	290	1/11/90	27	6	Tennessee	Van Nuys, Calif.
3	Nortman, Brad	P	6-2	214	9/12/89	28	6	Wisconsin	Brookfield, Wis.
<b>5th Year (4)</b>									
21	Bouye, A.J.	CB	6-0	191	8/16/91	26	5	Central Florida	Tucker, Ga.
95	Jones, Abry	DT	6-4	318	9/8/91	26	5	Georgia	Warner Robins, Ga.
55	McCray, Lerentee	LB	6-3	249	8/26/90	27	5	Florida	Ocala, Fla.
77	Omameh, Patrick	OL	6-4	327	12/29/89	27	5	Michigan	Columbus, Ohio
<b>4th Year (7)</b>									
40	Bohanon, Tommy	FB	6-1	246	9/10/90	27	4	Wake Forest	Fort Myers, Fla.
5	Bortles, Blake	QB	6-5	236	4/28/92	25	4	Central Florida	Oviedo, Fla.
22	Colvin, Aaron	CB	6-0	193	10/2/91	26	4	Oklahoma	Tulsa, Okla.
88	Hurns, Allen	WR	6-3	201	11/12/91	26	4	Miami (Fla.)	Miami, Fla.
11	Lee, Marqise	WR	6-0	196	11/25/91	26	4	Southern California	Inglewood, Calif.
65	Linder, Brandon	OL	6-6	315	1/25/92	25	4	Miami (Fla.)	Southwest Ranches, Fla.
50	Smith, Telvin	LB	6-3	215	4/11/91	26	4	Florida State	Valdosta, Ga.
<b>3rd Year (11)</b>									
60	Cann, A.J.	OL	6-2	325	10/23/91	26	3	South Carolina	Bamberg, S.C.
56	Fowler Jr., Dante	DE	6-3	255	8/3/94	23	3	Florida	St. Petersburg, Fla.
30	Grant, Corey	RB	5-11	203	12/19/91	25	3	Auburn	Opelika, Ala.
4	Lambo, Josh	K	6-0	215	11/19/90	27	3	Texas A&M	Lansing, Mich.
80	O'Shaughnessy, James	TE	6-4	245	1/14/92	25	3	Illinois State	Naperville, Ill.
23	Patmon, Tyler	CB	5-10	188	1/26/91	26	3	Oklahoma State	Round Rock, Texas
69	Shatley, Tyler	OL	6-3	310	5/5/91	26	3	Clemson	Icard, N.C.
25	Thompson, Peyton	S	6-0	196	9/26/90	27	3	San Jose State	Sacramento, Calif.
73	Walker, Josh	OL	6-5	330	6/2/91	26	3	Middle Tennessee State	Spring City, Ten.
72	Wells, Josh	OL	6-6	306	2/14/91	26	3	James Madison	Mechanicsville, Va.
24	Yeldon, T.J.	RB	6-1	223	10/2/93	24	3	Alabama	Daphne, Ala.
<b>2nd Year (6)</b>									
44	Jack, Myles	LB	6-1	244	9/3/95	22	2	UCLA	Scottsdale, Ariz.
83	Koyack, Ben	TE	6-5	258	4/9/93	24	2	Notre Dame	Oil City, Pa.
91	Ngakoue, Yannick	DE	6-2	246	3/31/95	22	2	Maryland	Bowie, Md.
20	Ramsey, Jalen	CB	6-1	208	10/24/94	23	2	Florida State	Smyrna, Tenn.
64	Reed, Chris	OL	6-5	310	7/22/92	25	2	Minnesota State	Omaha, Neb.
26	Wilson, Jarrod	S	6-2	210	2/9/94	23	2	Michigan	Arkon, Ohio
<b>1st Year (3)</b>									
18	Pinkard, Larry	WR	6-0	196	2/25/92	25	1	Old Dominion	Washington, D.C.
75	Poehls, William	OL	6-8	344	11/27/92	25	1	Montana	Chandler, Ariz.
85	Mickens, Jaydon	WR	5-11	170	4/21/94	23	1	Washington	Los Angeles, Calif.
<b>Rookies (11)</b>									
54	Ankou, Eli	DT	6-3	325	6/8/94	23	R	UCLA	Ottawa, Ontario, Can.
53	Brown, Blair	LB	6-0	238	5/27/94	23	R	Ohio	Moreno Valley, Calif.
84	Cole, Keelan	WR	6-1	194	4/20/93	24	R	Kentucky Wesleyan	Louisville, Ky.
27	Fournette, Leonard	RB	6-0	228	1/18/95	22	R	Louisiana State	New Orleans, La.
49	Holba, Colin	LS	6-4	248	7/8/94	22	R	Louisville	Louisville, Ky.
31	Myrick, Jalen	CB	5-11	200	2/27/95	22	R	Minnesota	Bloomington, Ga.
52	Payne, Donald	LB	5-11	217	7/12/94	23	R	Stetson University	Fayetteville, Ga.
59	Phillips, Carroll	DE	6-3	242	9/2/92	25	R	Illinois	Miami, Fla.
74	Robinson, Cam	OL	6-6	320	10/9/95	22	R	Alabama	Monroe, La.
94	Smoot, Dawuane	DE	6-3	264	3/21/95	22	R	Illinois	Groveport, Ohio
12	Westbrook, Dede	WR	6-0	178	11/21/93	24	R	Oklahoma	Cameron, Tex.

# JAGUARS BY POSITION

53

## OFFENSE 26

### 2 QUARTERBACKS

NO	NAME	POS	HT	WT	EXP	COLLEGE
5	Bortles, Blake	QB	6-5	236	4	Central Florida
7	Henne, Chad	QB	6-3	222	10	Michigan

### 5 RUNNING BACKS

24	Yeldon, T.J.	RB	6-1	223	3	Alabama
27	Fournette, Leonard	RB	6-0	228	R	Louisiana State
30	Grant, Corey	RB	5-11	203	3	Auburn
33	Ivory, Chris	RB	6-0	223	8	Tiffin
40	Bohanon, Tommy	FB	6-1	246	4	Wake Forest

### 6 WIDE RECEIVERS

11	Lee, Marqise	WR	6-0	196	4	Southern California
12	Westbrook, Dede	WR	6-0	178	R	Oklahoma
18	Pinkard, Larry	WR	6-0	196	1	Old Dominion
84	Cole, Keelan	WR	6-1	194	R	Kentucky Wesleyan
85	Mickens, Jaydon	WR	5-11	170	1	Washington
88	Hurns, Allen	WR	6-3	201	4	Miami (Fla.)

### 3 TIGHT ENDS

80	O'Shaughnessy, James	TE	6-4	245	3	Illinois State
83	Koyack, Ben	TE	6-5	258	2	Notre Dame
89	Lewis, Mercedes	TE	6-6	280	12	UCLA

### 10 OFFENSIVE LINEMEN

60	Cann, A.J.	OL	6-3	325	3	South Carolina
64	Reed, Chris	OL	6-5	310	2	Minnesota State
65	Linder, Brandon	OL	6-6	315	4	Miami (Fla.)
69	Shatley, Tyler	OL	6-3	310	3	Clemson
72	Wells, Josh	OL	6-6	306	3	James Madison
73	Walker, Josh	OL	6-5	330	3	Middle Tennessee State
74	Robinson, Cam	OL	6-6	320	R	Alabama
75	Poehls, William	OL	6-8	344	1	Montana
77	Omameh, Patrick	OL	6-4	327	5	Michigan
78	Parnell, Jermey	OL	6-6	326	7	Mississippi

## SPECIAL TEAMS 3

### 3 KICKERS/SPECIALISTS

4	Lambo, Josh	K	6-0	215	3	Texas A&M
3	Nortman, Brad	P	6-2	214	6	Wisconsin
49	Holba, Colin	LS	6-4	248	R	Louisville

## DEFENSE 24

### 9 DEFENSIVE LINEMEN

54	Ankou, Eli	DT	6-3	325	R	UCLA
56	Fowler, Jr., Dante	DE	6-3	255	3	Florida
59	Phillips, Carroll	DE	6-3	242	R	Illinois
91	Ngakoue, Yannick	DE	6-2	246	2	Maryland
93	Campbell, Calais	DL	6-8	300	10	Miami (Fla.)
94	Smoot, Dawuane	DE	6-3	264	R	Illinois
95	Jones, Abry	DT	6-4	318	5	Georgia
97	Jackson, Malik	DL	6-5	290	6	Tennessee
99	Dareus, Marcell	DT	6-3	331	7	Alabama

### 6 LINEBACKERS

44	Jack, Myles	LB	6-1	244	2	UCLA
50	Smith, Telvin	LB	6-3	215	4	Florida State
51	Posluszny, Paul	LB	6-2	232	11	Penn State
52	Payne, Donald	LB	5-11	217	R	Stetson University
53	Brown, Blair	LB	6-0	238	R	Ohio
55	McCray, Lerentee	LB	6-3	249	5	Florida

### 9 DEFENSIVE BACKS

20	Ramsey, Jalen	CB	6-1	208	2	Florida State
21	Bouye, A.J.	CB	6-0	191	5	Central Florida
22	Colvin, Aaron	CB	6-0	193	4	Oklahoma
23	Patmon, Tyler	CB	5-10	188	3	Oklahoma State
25	Thompson, Peyton	S	5-10	184	3	San Jose State
26	Wilson, Jarrod	S	6-2	210	2	Michigan
31	Myrick, Jalen	CB	5-11	200	R	Minnesota
39	Gipson, Tashaun	S	5-11	212	6	Wyoming
42	Church, Barry	S	6-2	218	8	Toledo

# JAGUARS HOW BUILT

	ROOKIE, VETERAN AND FIRST-YEAR FREE AGENTS (18)	UNRESTRICTED FREE AGENTS (11)	TRADES (1)	WAIVERS (4)	COLLEGE DRAFT (19)
2006					TE Marcedes Lewis
2011		LB Paul Posluszny			
2012		QB Chad Henne			
2013	DT Abry Jones				
2014	WR Allen Hurns OL Tyler Shatley S Peyton Thompson				QB Blake Bortles WR Marqise Lee CB Aaron Colvin OL Brandon Linder LB Telvin Smith
2015	RB Corey Grant	OL Jermeay Parnell			DE Dante Fowler Jr. RB T.J. Yeldon OL A.J. Cann TE Ben Koyack
2016	S Jarrod Wilson OL Josh Wells OL Patrick Omameh	RB Chris Ivory DL Malik Jackson P Brad Nortman FS Tashaun Gipson			CB Jalen Ramsey LB Myles Jack DE Yannick Ngakoue
2017	WR Keelan Cole FB Tommy Bohanon CB Tyler Patmon OL Josh Walker OL Chris Reed K Josh Lambo WR Jaydon Mickens LS Colin Holba WR Larry Pinkard DE Carroll Phillips	CB A.J. Bouye DL Calais Campbell S Barry Church LB Lerentee McCray	DT Marcell Dareus	DT Eli Ankou TE James O'Shaughnessy LB Donald Payne OL William Poehls	RB Leonard Fournette OL Cam Robinson DE Dawuane Smoot LB Blair Brown CB Jalen Myrick WR Dede Westbrook

# JAGUARS 2017 ROSTER MOVES (PAGE 1)

DATE	PLAYER	TRANSACTION
January 2	BIBBS, E.J., TE	Signed to Reserve/Future contract
January 2	GRANT, Doran, DB	Signed to Reserve/Future contract
January 2	KASITATI, Nila, OL	Signed to Reserve/Future contract
January 2	KIRBY, Raphael, LB	Signed to Reserve/Future contract
January 2	SINCLAIR, Gannon, TE	Signed to Reserve/Future contract
January 2	UZDAVINIS, Arturo, OT	Signed to Reserve/Future contract
January 4	NIX, Louis, DL	Signed to Reserve/Future contract
January 9	ROBINSON, Jamal, WR	Signed to Reserve/Future contract
January 10	SHUMATE, Elijah, S	Signed to Reserve/Future contract
January 11	KELLY, Colin, OL	Signed to Reserve/Future contract
February 21	ODRICK, Jared, DL	Released
February 27	VAN ROTEN, Greg	Signed to Reserve/Future contract
March 6	HOUSE, Davon, CB	Released
March 9	THOMPSON, Peyton, S	Received exclude rights tender
March 9	ALBERT, Branden, OL	Traded from MIA
March 9	MARKS, Sen'Derrick, DL	Released
March 9	THOMAS, Julius, TE	Traded to MIA
March 10	BOUYE, A.J., CB	Signed contract (UFA - Hou.)
March 10	CAMPBELL, Calais, DL	Signed contract (UFA - Ari.)
March 10	CHURCH, Barry, S	Signed contract (UFA - Dal.)
March 10	MCCRAY, Lerentee, DE	Signed contract (UFA - Buf.)
March 11	CHARLES, Stefan, DT	Signed contract (UFA - Det.)
March 11	COLE, Audie, LB	Signed contract (UFA - Min.)
March 11	WATFORD, Earl, OL	Signed contract (UFA - Ari.)
March 12	MILLER, Roy, DT	Released
March 16	MCNARY, Josh, LB	Signed contract (UFA - Ind.)
March 23	RIVERA, Mychal, TE	Signed contract (UFA - Oak.)
March 24	GOODMAN, Malliciah, DE	Signed contract (FA)
April 11	SKUTA, Dan, LB	Released
April 11	SMITH, Chris, DE	Traded to CIN
April 17	BOHANON, Tommy, FB	Signed contract (FA)
April 17	PINKARD, Larry, WR	Signed contract (FA)
April 21	HOWARD, Tracy, CB	Claimed off waivers from Cleveland
April 27	FOURNETTE, Leonard, RB	Drafted (1)
April 28	ROBINSON, Cam, OL	Drafted (2)
April 28	SMOOT, Dawuane, DE	Drafted (3)
April 29	WESTBROOK, Dede, WR	Drafted (4)
April 29	BROWN, Blair, LB	Drafted (5)
April 29	MYRICK, Jalen, CB	Drafted (7a)
April 29	WILLIAMS, Marquez, FB	Drafted (7b)
May 1	BIBBS, E.J., TE	Released
May 1	HILL, Bronson, RB	Released
May 1	KELLY, Colin, OL	Released
May 1	PORTER, Sean, LB	Released
May 1	RICHARDSON, Daryl, RB	Released
May 1	SINCLAIR, Gannon, TE	Released
May 1	SHUMATE, Elijah, S	Released
May 1	UZDAVINIS, Arturo, OL	Released
May 1	VAN ROTEN, Greg, OL	Released
May 1	WASHINGTON, Tony, WR	Released
May 1	KIRBY, Raphael, LB	Released
May 1	BLUIETT, Caleb, TE	Signed contract (FA)
May 1	COLE, Keelan, WR	Signed contract (FA)
May 1	COLLINS, Parker, OL	Signed contract (FA)
May 1	COOK, Tim, RB	Signed contract (FA)
May 1	CUTRER, Jeremy, CB	Signed contract (FA)
May 1	DAVIS, P.J., LB	Signed contract (FA)
May 1	DIMICK, Hunter, DE	Signed contract (FA)
May 1	ETTA-TAWO, Amba, WR	Signed contract (FA)
May 1	GENNESSY, Avery, OL	Signed contract (FA)
May 1	HORTON, Justin, LB	Signed contract (FA)
May 1	LUPEAMANU, Tueni, DT	Signed contract (FA)
May 1	MATHERS, ITavius, RB	Signed contract (FA)
May 1	MILLER, CHARLIE, S	Signed contract (FA)
May 1	PHILLIPS, Carroll, DE	Signed contract (FA)
May 1	ROBINSON, Ezra, CB	Signed contract (FA)
May 1	WALKER, Kenneth, WR	Signed contract (FA)
May 9	RUSH, Marcus, LB	Released
May 15	DAVIS, Akeem, CB	Released
May 15	NIX, Louis, DL	Released
May 15	HARPER, Jarrod	Signed contract (FA)
May 15	MAURICE, Kevin, DT	Signed contract (FA)
May 22	WALTERS, Bryan, WR	Placed on injured reserve
May 22	DIXON, Brian, CB	Signed contract (FA)
May 22	PATMON, Tyler, CB	Signed contract (FA)
June 16	CUTRER, Jeremy, CB	Released
June 16	NIXON, Taurean, CB	Claimed off waivers from Denver
June 21	COLLINS, Parker, OL	Released
June 21	RHANEY, Demetrius, OL	Claimed off waivers from Los Angeles Rams
July 17	MILLER, Charlie, S	Released
July 20	WILLIAMS, Marquez, FB	Placed on Active/PUP list
July 22	COLVIN, Aaron, CB	Placed on Active/PUP list
July 22	RAMSEY, Jalen, CB	Placed on Active/PUP list
July 25	JEAN-BAPTISTE, Stanley, CB	Signed contract (FA)
July 31	NIXON, Taurean, CB	Waived/Injured
July 31	GAINES, Charles, CB	Signed contract (FA)
July 31	ALBERT, Branden, OL	Placed on exempt/left team
August 2	GAFFNEY, Tyler, RB	Signed contract (FA)
August 3	TINKER, Carson, LS	Placed on injured reserve
August 3	MATHERS, ITavius, RB	Waived/Injured
August 3	BUNCHE, Malcolm, OL	Signed contract (FA)
August 3	OVERTON, Matt, LS	Signed contract (FA)
August 6	SAMPLE, James, S	Released
August 6	JOHNSON, Jeron, S	Signed contract (FA)
August 8	ALBERT, Branden, OL	Placed on reserved/retired
August 11	ALBERT, Branden, OL	Released
August 11	GRIMES, Jonathan, RB	Signed contract (FA)
August 13	HORTON, Justin, LB	Waived/Injured
August 13	GACHKAR, Andrew, LB	Signed contract (FA)
August 14	JOHNSON, Josh, CB	Waived/Injured
August 14	GRINNAGE, David, TE	Signed contract (FA)
August 14	ROBINSON, Ezra, CB	Waived/Injured
August 14	THOMAS, Dwayne, CB	Signed contract (FA)
August 14	WALKER, Kenneth, WR	Waived
August 14	JAMES II, Charles, CB	Signed contract (FA)
August 20	GAINES, Charles, CB	Waived/Injured
August 20	HARRIS, DuJuan, RB	Signed contract (FA)
August 26	COLE, Audie, LB	Waived
August 28	DENT, Akeem, LB	Signed contract (FA)
September 1	BLUIETT, Caleb, TE	Waived
September 1	BUNCHE, Malcolm, OL	Waived

DATE	PLAYER	TRANSACTION
September 1	DAVIS, P.J., LB	Waived
September 1	DENT, Akeem, LB	Waived
September 1	GRIMES, Jonathan, RB	Waived
September 1	HARRIS, DuJuan, RB	Waived
September 1	JAMES II, Charles, CB	Waived
September 1	LUPEAMANU, Tueni, DT	Waived
September 1	PINKARD, Larry, WR	Waived
September 1	RHANEY, Demetrius, OL	Waived
September 1	ROBINSON, Jamal, WR	Waived
September 1	THOMAS, Dwayne, CB	Waived
September 1	RIVERA, Mychal, TE	Placed on Injured/Reserve
September 1	JOHNSON, Jeron, S	Placed on Injured/Reserve
September 1	WILLIAMS, Marquez, FB	Waived/Injured
September 2	BOWANKO, Luke, OL	Traded to BAL
September 2	GACHKAR, Andrew, LB	Released
September 2	GOODMAN, Malliciah, DE	Released
September 2	MCNARY, Josh, LB	Released
September 2	COOK, Tim, RB	Waived
September 2	DIMICK, Hunter, DL	Waived
September 2	DIXON, Brian, CB	Waived
September 2	ELLIS, Alex, TE	Waived
September 2	ETTA-TAWO, Amba, WR	Waived
September 2	GENNESSY, Avery, OL	Waived
September 2	GRINNAGE, David, TE	Waived
September 2	HOWARD, Tracy, DB	Waived
September 2	JEAN-BAPISTE, Stanley, CB	Waived
September 2	KASITATI, Nila, OL	Waived
September 2	MAURICE, Kevin, DT	Waived
September 2	PHILLIPS, Carroll, DE	Waived
September 2	REED, Chris, OL	Waived
September 2	WOODARD, Jonathan, DE	Waived
September 2	GRANT, Doran, CB	Waived/Injured
September 2	HARPER, Jarrod, S	Waived/Injured
September 2	WYNN, Shane, WR	Waived/Injured
September 2	GREENE SR., Rashad, WR	Placed on Injured/Reserve
September 3	CHARLES, Stefan, DT	Released
September 3	ALLEN, Brandon, QB	Waived
September 3	POUTASI, Jeremiah, OL	Waived
September 3	PULLARD III, Hayes, LB	Waived
September 3	STERLING, Neal, TE	Waived
September 3	ANKOU, Eli, DT	Claimed off waivers from Houston
September 3	O'SHAUGHNESSY, James, TE	Claimed off waivers from New England
September 3	PAYNE, Donald, LB	Claimed off waivers from Baltimore
September 3	PITTS, Lafayette, CB	Claimed off waivers from Miami
September 3	POEHLS, William, OL	Claimed off waivers from Chicago
September 3	COOK, Tim, RB	Signed to practice squad
September 3	DIMICK, Hunter, DL	Signed to practice squad
September 3	ETTA-TAWO, Amba, WR	Signed to practice squad
September 3	GENNESSY, Avery, OL	Signed to practice squad
September 3	GRINNAGE, David, TE	Signed to practice squad
September 3	HOWARD, Tracy, DB	Signed to practice squad
September 3	REED, Chris, OL	Signed to practice squad
September 4	PHILLIPS, Carroll, DE	Signed to practice squad
September 4	JEAN-BAPISTE, Stanley, CB	Signed to practice squad
September 5	PRINGLE, Raysean, CB	Signed to practice squad
September 8	WESTBROOK, Dede, WR	Placed on Injured/Reserve
September 8	WATFORD, Earl, OL	Released
September 8	WALKER, Josh, OL	Signed contract (FA)
September 8	PRYOR, CALVIN, S	Claimed off waivers from Cleveland
September 8	HOWARD, Tracy, DB	Released from practice squad
September 8	KILGO, Darius, DL	Signed to practice squad
September 8	JOHNSON, Jeron, S	Released from injured/reserve
September 12	ROBINSON, Allen, WR	Placed on Injured/Reserve
September 12	MCCAFFREY, MAX, WR	Signed off of New Orleans practice squad
September 14	POUTASI, Jeremiah, OL	Signed to practice squad
September 14	GENNESSY, Avery, OL	Placed on practice squad injured list
September 18	PRYOR, Calvin, S	Placed on Injured/Reserve
September 18	NASSIB, Ryan, QB	Signed contract (FA)
September 18	ETTA-TAWO, Amba, WR	Released from practice squad
September 18	MICKENS, Jaydon, WR	Signed to practice squad
September 18	GRANT, Doran, CB	Released from injured/reserve
September 19	BENNETT, Michael, LB	Placed on Injured/Reserve
September 19	STRONG, Jaelen, WR	Claimed off waivers from Houston
September 26	COOK, Tim, RB	Placed on practice squad injured list
September 26	PRESSLEY, Jhurrell, RB	Signed to practice squad
October 7	NASSIB, Ryan, QB	Released
October 7	REED, Chris, OL	Promoted to the 53-man roster
October 7	MYERS, Jason, K	Released
October 17	LAMBO, Josh, K	Signed contract (FA)
October 21	MCCAFFREY, MAX, WR	Waived
October 21	MICKENS, Jaydon, WR	Promoted to the 53-man roster
October 24	PITTS, Lafayette, CB	Waived
October 24	FREENY, Jonathan, LB	Signed contract (FA)
October 24	PRICE, Norman, OL	Released from practice squad
October 24	THOMAS, Brandon, OL	Signed to practice squad
October 28	DAREUS, Marcell, DT	Acquired via trade (BUF)
October 28	FREENY, Jonathan, LB	Released
October 30	CROCKETT, Montay, WR	Signed to practice squad
November 14	OVERTON, Matt, LS	Placed on Injured/Reserve
November 14	HOLBA, Colin, LS	Signed contract (FA)
November 18	WESTBROOK, Dede, WR	Activated to 53-man roster
November 18	PRYOR, CALVIN, S	Activated to 53-man roster
November 18	PINKARD, Larry, WR	Promoted to the 53-man roster
November 18	BENN, Arrelkious, WR	Placed on Injured/Reserve
November 18	DAY, Sheldon, DL	Waived
November 18	STRONG, Jaelen, WR	Waived
November 19	STRONG, Jaelen, WR	Signed to practice squad
November 19	ELLIS, Brooks, LB	Signed to practice squad
November 19	HARDISON, Marcus, DL	Waived from practice squad
December 2	PHILLIPS, Carroll, DE	Activated to 53-man roster
December 2	PRYOR, CALVIN, S	Waived
December 5	SEAMSTER, Sammy, CB	Signed to practice squad

**Reserve/Injured**

#	NAME	POS	HT	WT	DOB	AGE	EXP	COLLEGE
13	Greene Sr., Rashad	WR	5-11	186	9/23/92	25	3	Florida State
14	Wynn, Shane	WR	5-6	168	11/15/92	25	2	Indiana
15	Robinson, Allen	WR	6-3	211	8/24/93	24	4	Penn State
17	Benn, Arrelious	WR	6-2	228	9/8/88	29	7	Illinois
34	Gaffney, Tyler	RB	6-1	220	4/20/91	26	3	Stanford
35	Harper, Jarrod	S	6-0	210	3/28/94	23	R	West Virginia
43	Mathers, I'Tavius	RB	5-11	203	11/19/93	24	R	Middle Tennessee State
45	Overton, Matt	LS	6-1	243	7/6/85	32	6	Western Washington
46	Tinker, Carson	LS	6-0	237	11/15/89	28	5	Alabama
81	Rivera, Mychal	TE	6-3	245	9/8/90	27	5	Tennessee
96	Bennett, Michael	DT	6-2	287	2/24/93	24	3	Ohio State

# JAGUARS UNOFFICIAL DEPTH CHART

## OFFENSE

<b>WR:</b> 11 Marqise Lee	<u>12 Dede Westbrook</u>	18 Larry Pinkard	
<b>LT:</b> <u>74 Cam Robinson</u>	72 Josh Wells	77 Patrick Omameh	
<b>LG:</b> 77 Patrick Omameh	64 Chris Reed	73 Josh Walker	
<b>C:</b> 65 Brandon Linder	69 Tyler Shatley		
<b>RG:</b> 60 A.J. Cann	69 Tyler Shatley	64 Chris Reed	
<b>RT:</b> 78 Jermei Parnell	72 Josh Wells	75 William Poehls	
<b>TE:</b> 89 Mercedes Lewis	83 Ben Koyack	80 James O'Shaughnessy	
<b>WR:</b> 88 Allen Hurns	<u>84 Keelan Cole</u>	85 Jaydon Mickens	
<b>QB:</b> 5 Blake Bortles	7 Chad Henne		
<b>RB:</b> <u>27 Leonard Fournette</u>	33 Chris Ivory	24 T.J. Yeldon	30 Corey Grant
<b>FB:</b> 40 Tommy Bohanon			

## DEFENSE

<b>DE</b> 91 Yannick Ngakoue	56 Dante Fowler Jr.	<u>59 Carroll Phillips</u>
<b>NT:</b> 95 Abry Jones/ 99 Marcell Dareus	<u>54 Eli Ankou</u>	
<b>DT:</b> 97 Malik Jackson / 99 Marcell Dareus	<u>54 Eli Ankou</u>	
<b>DE:</b> 93 Calais Campbell	<u>94 Dawuane Smoot</u>	
<b>WLB:</b> 50 Telvin Smith	<u>53 Blair Brown</u>	
<b>MLB:</b> 51 Paul Posluszny	<u>52 Donald Payne</u>	
<b>SLB</b> 44 Myles Jack	55 Lerentee McCray	
<b>LCB:</b> 20 Jalen Ramsey	23 Tyler Patmon	
<b>FS:</b> 39 Tashaun Gipson	25 Peyton Thompson	
<b>SS:</b> 42 Barry Church	26 Jarrod Wilson	
<b>RCB:</b> 21 A.J. Bouye	22 Aaron Colvin	<u>31 Jalen Myrick</u>

## SPECIAL TEAMS

<b>K:</b> 4 Josh Lambo		
<b>P:</b> 3 Brad Nortman		
<b>LS:</b> 49 Colin Holba		
<b>PH:</b> 3 Brad Nortman		
<b>KR:</b> 30 Corey Grant	<u>84 Keelan Cole</u>	
<b>PR:</b> 85 Jaydon Mickens	<u>12 Dede Westbrook</u>	<u>84 Keelan Cole</u>

\_\_\_\_\_ = ROOKIE





# **2017 STATISTICS**

**REGULAR SEASON WEEK 16 AT SAN FRANCISCO 49ERS**

# 2017 STARTERS

## OFFENSIVE STARTERS

	WR	FB/TE/WR	LT	LG	C	RG	RT	TE	WR	QB	RB
9/10 at HOU	A. Robinson	Bohanon (FB)	C. Robinson	Omameh	Linder	Cann	Parnell	Lewis	Lee	Bortles	Fournette
9/17 vs. TEN	Lee	Bohanon (FB)	C. Robinson	Omameh	Linder	Cann	Parnell	Lewis	Hurns	Bortles	Fournette
9/24 vs. BAL	Lee	Cole (WR)	C. Robinson	Omameh	Linder	Cann	Parnell	Lewis	Hurns	Bortles	Fournette
10/1 at NYJ	Lee	Bohanon (FB)	C. Robinson	Omameh	Linder	Cann	Parnell	Lewis	Hurns	Bortles	Fournette
10/8 at PIT	Lee	Bohanon (FB)	C. Robinson	Omameh	Shatley	Cann	Parnell	Lewis	Hurns	Bortles	Fournette
10/15 vs. LAR	Lee	Bohanon (FB)	C. Robinson	Omameh	Shatley	Cann	Parnell	Lewis	Hurns	Bortles	Fournette
10/22 at IND	Lee	Cole (WR)	C. Robinson	Omameh	Shatley	Cann	Parnell	Lewis	Hurns	Bortles	Ivory
11/5 vs. CIN	Lee	Koyack (TE)	C. Robinson	Omameh	Shatley	Linder	Parnell	Lewis	Hurns	Bortles	Ivory
11/12 vs. LAC	Lee	Koyack (TE)	C. Robinson	Omameh	Linder	Cann	Wells	Lewis	Hurns	Bortles	Fournette
11/19 at CLE	Lee	Koyack (TE)	C. Robinson	Reed	Linder	Cann	Wells	Lewis	Bohanon (FB)	Bortles	Fournette
11/26 at ARI	Lee	Bohanon (FB)	C. Robinson	Reed	Linder	Cann	Wells	Lewis	Cole	Bortles	Fournette
12/3 vs. IND	Lee	Westbrook (WR)	C. Robinson	Reed	Linder	Cann	Parnell	Lewis	Cole	Bortles	Fournette
12/10 vs. SEA	Lee	Bohanon (FB)	C. Robinson	Omameh	Linder	Cann	Parnell	Lewis	Westbrook	Bortles	Fournette
12/17 vs. HOU	Lee	Bohanon (FB)	C. Robinson	Omameh	Linder	Cann	Parnell	Lewis	Westbrook	Bortles	Ivory
12/23 at S.F.											
12/31 at TEN											

TOTALS:	Lee - 13	Bohanon (FB) - 8	C. Robinson - 14	Omameh - 11	Linder - 10	Cann - 13	Parnell - 11	Lewis - 14	Hurns - 8	Bortles - 14	Fournette - 11
	A. Robinson - 1	Koyack (TE) - 3		Reed - 3	Shatley - 4	Linder - 1	Wells - 3		Cole - 2		Ivory - 3
		Cole (WR) - 2							Westbrook - 2		
		Westbrook (WR) - 1							Lee - 1		
									Bohanon - 1		

## DEFENSIVE STARTERS

	DE	NT	DT	DE	WLB	MLB	SLB	LCB	FS	SS	RCB
9/10 at HOU	Ngakoue	Jones	Jackson	Campbell	Smith	Posluszny	Jack	Ramsey	Gipson	Church	Bouye
9/17 vs. TEN	Ngakoue	Jones	Jackson	Campbell	Smith	Posluszny	Jack	Ramsey	Gipson	Church	Bouye
9/24 vs. BAL	Ngakoue	Jones	Jackson	Campbell	Smith	Posluszny	Jack	Ramsey	Gipson	Church	Bouye
10/1 at NYJ	Ngakoue	Jones	Jackson	Campbell	Smith	Posluszny	Jack	Ramsey	Gipson	Church	Bouye
10/8 at PIT	Ngakoue	Jones	Jackson	Campbell	Smith	Posluszny	Jack	Ramsey	Gipson	Church	Bouye
10/15 vs. LAR	Ngakoue	Jones	Jackson	Campbell	Smith	Posluszny	Jack	Ramsey	Gipson	Church	Bouye
10/22 at IND	Ngakoue	Jones	Jackson	Campbell	Smith	Colvin (CB)	Jack	Ramsey	Gipson	Church	Bouye
11/5 vs. CIN	Ngakoue	Jones	Jackson	Campbell	Smith	Posluszny	Jack	Ramsey	Gipson	Church	Bouye
11/12 vs. LAC	Ngakoue	Jones	Jackson	Campbell	Smith	Colvin (CB)	Jack	Ramsey	Gipson	Church	Bouye
11/19 at CLE	Ngakoue	Jones	Jackson	Campbell	Smith	Posluszny	Jack	Ramsey	Gipson	Church	Bouye
11/26 at ARI	Ngakoue	Jones	Jackson	Campbell	Smith	Colvin (CB)	Jack	Ramsey	Gipson	Church	Bouye
12/3 vs. IND	Ngakoue	Jones	Jackson	Campbell	Brown	Posluszny	Jack	Ramsey	Gipson	Church	Bouye
12/10 vs. SEA	Ngakoue	Jones	Jackson	Campbell	Brown	Posluszny	Jack	Ramsey	Gipson	Church	Bouye
12/17 vs. HOU	Ngakoue	Jones	Jackson	Campbell	Brown	Colvin (CB)	Jack	Ramsey	Gipson	Church	Bouye
12/23 at S.F.											
12/31 at TEN											

TOTALS:	Ngakoue - 14	Jones - 14	Jackson - 14	Campbell - 14	Smith - 11	Posluszny - 10	Jack - 14	Ramsey - 14	Gipson - 14	Church - 14	Bouye - 14
					Brown - 3	Colvin (CB) - 4					

# 2017 GAME-BY-GAME PARTICIPATION

	at HOU	at TEN	vs. BAL	vs. NYJ	at PIT	vs. LAR	at IND	at CIN	vs. LAC	at CLE	at ARI	vs. IND	vs. SEA	vs. HOU	vs. S.F.	at TEN	GAMES/ STARTS
ANKOU	P	P	P	P	P	P	P	P	INA	INA	INA	INA	INA	INA			8/0
BENN	P	P	P	P	P	P	P	P	P	IR	IR	IR	IR	IR			9/0
BENNETT	INA	P	IR	IR	IR	IR	IR	IR	IR	IR	IR	IR	IR	IR			1/0
BOHANON	FB	FB	P	FB	FB	FB	P	P	P	FB	FB	P	FB	FB			14/9
BORTLES	QB	QB	QB	QB	QB	QB	QB	QB	QB	QB	QB	QB	QB	QB			14/14
BOUYE	RCB	RCB	RCB	RCB	RCB	RCB	RCB	RCB	RCB	RCB	RCB	RCB	RCB	RCB			14/14
BROWN	INA	INA	P	P	P	P	P	P	P	INA	P	WLB	WLB	P			11/2
CAMPBELL	DE	DE	DE	DE	DE	DE	DE	DE	DE	DE	DE	DE	DE	DE			14/14
CANN	RG	RG	RG	RG	RG	RG	RG	INA	RG	RG	RG	RG	RG	RG			13/13
CHURCH	SS	SS	SS	SS	SS	SS	SS	SS	SS	SS	SS	SS	SS	SS			14/14
COLE	P	P	WR	P	P	P	WR	P	P	P	WR	WR	P	P			14/4
COLVIN	P	P	P	P	P	P	CB	P	CB	P	CB	P	P	CB			14/4
DAREUS	---	---	---	---	---	---	---	P	P	P	P	P	P	P			7/0
DAY	P	INA	P	P	P	P	P	INA	INA	---	---	---	---	---			6/0
FOURNETTE	RB	RB	RB	RB	RB	RB	INA	INA	RB	RB	RB	RB	RB	INA			11/11
FOWLER JR.	P	P	P	P	P	P	P	P	P	P	P	P	P	P			14/0
GIPSON	FS	FS	FS	FS	FS	FS	FS	FS	FS	FS	FS	FS	FS	FS			14/14
GRANT	P	P	P	P	P	P	P	P	P	P	P	P	P	P			13/0
HENNE	DNP	DNP	P	DNP	DNP	DNP	DNP	DNP	DNP	DNP	DNP	DNP	DNP	DNP	P		2/0
HOLBA	---	---	---	---	---	---	---	---	---	P	P	P	P	P			5/0
HURNS	P	WR	WR	WR	WR	WR	WR	WR	WR	INA	INA	INA	INA	INA			9/8
IVORY	P	P	P	P	P	P	P	RB	RB	P	P	P	P	P	RB		14/3
JACK	SLB	SLB	SLB	SLB	SLB	SLB	SLB	SLB	SLB	SLB	SLB	SLB	SLB	SLB	SLB		14/14
JACKSON	DT	DT	DT	DT	DT	DT	DT	DT	DT	DT	DT	DT	DT	DT	DT		14/14
JONES	NT	NT	NT	NT	NT	NT	NT	NT	NT	NT	NT	NT	NT	NT	NT		14/14
KOYACK	P	P	P	P	P	P	P	TE	TE	TE	P	P	P	P			14/3
LAMBO	---	---	---	---	---	---	P	P	P	P	P	P	P	P			8/0
LEE	WR	WR	WR	WR	WR	WR	WR	WR	WR	WR	WR	WR	WR	WR	WR		14/14
LEWIS	TE	TE	TE	TE	TE	TE	TE	TE	TE	TE	TE	TE	TE	TE	TE		14/14
LINDER	C	C	C	C	INA	INA	INA	RG	C	C	C	C	C	C			11/11
McCAFFREY	---	P	P	P	P	P	---	---	---	---	---	---	---	---	---		5/0
McCRAV	P	P	INA	INA	INA	P	P	P	P	P	P	P	P	P	P		11/0
MICKENS	---	---	ps	ps	ps	ps	P	P	P	P	P	P	P	P	P		8/0
MYERS	P	P	P	P	P	P	---	---	---	---	---	---	---	---	---		6/0
MYRICK	INA	INA	INA	INA	P	INA	INA	P	INA	INA	INA	INA	INA	P			3/0
NASSIB	---	---	INA	INA	---	---	---	---	---	---	---	---	---	---	---		0/0
NGAKOUE	DE	DE	DE	DE	DE	DE	DE	DE	DE	DE	DE	DE	DE	DE	DE		14/14
NORTMAN	P	P	P	P	P	P	P	P	P	P	P	P	P	P			14/0
OMAMEH	LG	LG	LG	LG	LG	LG	LG	LG	LG	INA	INA	INA	LG	LG			11/11
O'SHAUGHNESSY	P	P	P	P	P	P	P	P	P	P	P	P	P	P			14/0
OVERTON	P	P	P	P	P	P	P	P	P	IR	IR	IR	IR	IR			9/0
PARNELL	RT	RT	RT	RT	RT	RT	RT	RT	INA	INA	INA	RT	RT	RT			11/11
PATMON	DNP	DNP	P	P	P	P	P	INA	P	P	P	P	P	P			11/0
PAYNE	P	P	P	DNP	P	INA	P	P	P	P	INA	P	P	P			11/0
PHILLIPS	ps	ps	ps	ps	ps	ps	ps	ps	ps	ps	ps	P	P	P			3/0
PINKARD	ps	ps	ps	ps	ps	ps	ps	ps	ps	P	P	P	P	INA			4/0
PITTS	P	P	P	P	P	P	INA	---	---	---	---	---	---	---			6/0

POS=Started; P=Played; DNP=Did not play; INA= Inactive; ps=Practice squad; ---=Not on roster;

NFI= Reserve/non-football injury; PUP=Reserve/physically unable to perform; IR=Injured reserve; Sus=Suspended

# 2017 GAME-BY-GAME PARTICIPATION

	at	at	vs.	vs.	at	vs.	at	at	vs.	at	at	vs.	vs.	vs.	vs.	at	GAMES/ STARTS
	HOU	TEN	BAL	NYJ	PIT	LAR	IND	CIN	LAC	CLE	ARI	IND	SEA	HOU	S.F.	TEN	
POEHLS	INA	INA	INA	INA	INA	INA	INA	INA	INA	INA	INA	INA	INA	INA	INA	INA	0/0
POSŁUSZNY	MLB	MLB	MLB	MLB	MLB	MLB	P	MLB	P	MLB	P	MLB	MLB	P			14/10
PRYOR	INA	INA	IR	IR	IR	IR	IR	IR	IR	P	P	---	---	---			0/0
RAMSEY	LCB	LCB	LCB	LCB	LCB	LCB	LCB	LCB	LCB	LCB	LCB	LCB	LCB	LCB	LCB	LCB	14/14
REED	ps	ps	ps	ps	P	DNP	P	P	INA	LG	LG	LG	INA	INA			6/3
A. ROBINSON	WR	IR	IR	IR	IR	IR	IR	IR	IR	IR	IR	IR	IR	IR	IR	IR	1/1
C. ROBINSON	LT	LT	LT	LT	LT	LT	LT	LT	LT	LT	LT	LT	LT	LT	LT	LT	14/14
SHATLEY	P	P	P	P	C	C	C	C	P	P	P	P	P	P	P	P	14/4
SMITH	WLB	WLB	WLB	WLB	WLB	WLB	WLB	WLB	WLB	WLB	WLB	WLB	INA	INA	WLB		12/12
SMOOT	P	P	P	P	P	P	P	P	P	P	P	P	P	P	P	P	14/0
STRONG	---	---	INA	INA	INA	INA	INA	INA	INA	ps	ps	ps	ps	ps			0/0
THOMPSON	P	P	P	P	P	P	P	P	P	P	P	P	P	P	P	P	14/0
WALKER	INA	INA	INA	INA	INA	INA	INA	INA	P	DNP	DNP	P	INA	INA			2/0
WELLS	P	P	P	P	P	P	P	P	RT	RT	RT	P	P	P			14/3
WESTBROOK	IR	IR	IR	IR	IR	IR	IR	IR	IR	P	P	WR	WR	WR			5/3
WILSON	P	P	P	P	INA	P	P	P	P	P	P	P	P	P			13/0
YELDON	INA	INA	INA	INA	INA	INA	P	P	P	P	P	P	P	P			8/0

POS=Started; P=Played; DNP=Did not play; INA= Inactive; ps=Practice squad; ---=Not on roster;

NFI= Reserve/non-football injury; PUP=Reserve/physically unable to perform; IR=Injured reserve; Sus=Suspended

# 2017 JAGUARS DEFENSIVE STATS

PLAYER	DEFENSE												SPECIAL TEAM					MISC.			
	T	A	TT	SK	YD	TFL	QH	INT	PD	FF	FR	T	A	FF	FR	BL	T	A	FF	FR	
SMITH	65	21	86	1	1	11	2	3	5	1	2	0	0	0	0	0	0	0	0	0	
JACK	61	24	85	2	11.5	5	4	0	3	0	1	0	0	0	0	0	0	0	0	0	
CHURCH	47	14	61	1	5	1	2	3	6	0	0	2	0	0	0	0	0	0	0	0	
GIPSON	45	9	54	0	0	2	0	4	7	0	1	0	0	0	0	0	0	0	0	0	
RAMSEY	46	7	53	0	0	2	0	4	17	0	0	0	0	0	0	0	0	0	0	0	
CAMPBELL	38	14	52	14.5	96	12	28	0	2	3	1	0	0	0	0	0	0	0	0	0	
BOUYE	47	2	49	0	0	0	0	6	17	0	0	0	0	0	0	0	0	0	0	0	
POSLUSZNY	34	12	46	1.5	6	6	2	0	2	0	0	0	0	0	0	0	0	0	0	0	
COLVIN	32	7	39	0	0	4	0	0	5	0	1	1	0	0	0	0	0	0	0	0	
JACKSON	26	5	31	8	64	9	11	0	2	4	0	0	0	0	0	0	0	0	0	0	
JONES	22	7	29	1	7	0	3	0	6	1	1	0	0	0	0	0	0	0	0	0	
NGAKOUE	21	5	26	11	81	9	21	0	0	6	1	0	0	0	0	0	0	0	0	0	
FOWLER	17	1	18	7.5	45.5	7	9	0	0	2	2	0	0	0	0	0	0	0	0	0	
DAREUS	14	2	16	0	0	0	1	0	0	0	0	0	0	0	0	0	0	0	0	0	
SMOOT	10	3	13	0	0	2	5	0	0	0	0	3	2	0	0	0	0	0	0	0	
ANKOU	7	6	13	0.5	1	0	1	0	0	0	0	0	0	0	0	0	0	0	0	0	
BROWN	7	2	9	0.5	3	0	1	0	0	0	0	3	0	0	0	0	0	0	0	0	
PATMON	2	2	4	0	0	0	0	0	0	0	0	0	0	0	0	0	0	0	0	0	
WILSON	3	0	3	0	0	0	0	0	0	0	0	6	1	0	1	0	0	0	0	0	
THOMPSON	2	1	3	0	0	0	0	0	0	0	0	5	2	0	0	0	0	0	0	0	
McCRAY	1	2	3	1.5	7	1	3	0	1	0	0	5	3	0	0	0	0	0	0	0	
DAY	1	2	3	1	6	1	2	0	1	0	0	0	0	0	0	0	0	0	0	0	
BENNETT	1	0	1	0	0	0	0	0	1	0	0	0	0	0	0	0	0	0	0	0	
MYRICK	0	0	0	0	0	0	0	0	1	0	0	0	0	0	0	0	0	0	0	0	
PAYNE	0	0	0	0	0	0	0	0	0	0	0	9	1	0	0	0	0	0	0	0	
BENN	0	0	0	0	0	0	0	0	0	0	0	3	0	0	0	0	0	0	0	0	
O'SHAUGHNESSY	0	0	0	0	0	0	0	0	0	0	0	2	2	0	0	0	0	1	0	0	
GRANT	0	0	0	0	0	0	0	0	0	0	0	2	1	0	0	0	0	0	0	0	
MICKENS	0	0	0	0	0	0	0	0	0	0	0	3	0	0	1	0	0	0	0	0	
COLE	0	0	0	0	0	0	0	0	0	0	0	1	0	0	0	0	0	1	0	0	
BOHANON	0	0	0	0	0	0	0	0	0	0	0	2	0	0	0	0	0	0	0	0	
PINKARD	0	0	0	0	0	0	0	0	0	0	0	1	0	0	0	0	0	0	0	0	
PITTS	0	0	0	0	0	0	0	0	0	0	0	1	0	0	0	0	0	0	0	0	
HURNS	0	0	0	0	0	0	0	0	0	0	0	0	0	0	0	0	0	2	0	0	
LEE	0	0	0	0	0	0	0	0	0	0	0	0	0	0	0	0	0	2	0	0	
OMAMEH	0	0	0	0	0	0	0	0	0	0	0	0	0	0	0	0	0	1	0	1	
BORTLES	0	0	0	0	0	0	0	0	0	0	0	0	0	0	0	0	0	1	0	0	
LINDER	0	0	0	0	0	0	0	0	0	0	0	0	0	0	0	0	0	1	0	0	
PARNELL	0	0	0	0	0	0	0	0	0	0	0	0	0	0	0	0	0	1	0	0	
SHATLEY	0	0	0	0	0	0	0	0	0	0	0	0	0	0	0	0	0	1	0	0	
ROBINSON	0	0	0	0	0	0	0	0	0	0	0	0	0	0	0	0	0	0	0	1	
YELDON	0	0	0	0	0	0	0	0	0	0	0	0	0	0	0	0	0	1	0	0	
<b>Team Totals</b>	<b>549</b>	<b>148</b>	<b>697</b>	<b>51</b>	<b>334</b>	<b>72</b>	<b>95</b>	<b>20</b>	<b>76</b>	<b>17</b>	<b>10</b>	<b>47</b>	<b>12</b>	<b>0</b>	<b>2</b>	<b>0</b>	<b>12</b>	<b>0</b>	<b>0</b>	<b>6</b>	
<b>Opponent Totals</b>	<b>601</b>	<b>223</b>	<b>824</b>	<b>21</b>	<b>109</b>	<b>54</b>	<b>64</b>	<b>8</b>	<b>51</b>	<b>14</b>	<b>6</b>	<b>42</b>	<b>3</b>	<b>1</b>	<b>3</b>	<b>2</b>	<b>19</b>	<b>0</b>	<b>0</b>	<b>11</b>	

### SACK LEADERS

PLAYER	SK	YD
CAMPBELL	14.5	96
NGAKOUE	11	81
JACKSON	8	64
FOWLER	7.5	45.5
JACK	2	11.5
McCRAY	1.5	7
POSLUSZNY	1.5	6
JONES	1	7
DAY	1	6
CHURCH	1	5
SMITH	1	1
BROWN	0.5	3
ANKOU	0.5	1
<b>Team Totals</b>	<b>51</b>	<b>334</b>
<b>Opponent Totals</b>	<b>21</b>	<b>109</b>

### SPECIAL TEAMS TACKLE LEADERS

PLAYER	T	A	FF	FR	BL
PAYNE	9	1	0	0	0
WILSON	6	1	0	1	0
MCCRAY	5	3	0	0	0
THOMPSON	5	2	0	0	0
SMOOT	3	2	0	0	0
BENN	3	0	0	0	0
BROWN	3	0	0	0	0
MICKENS	3	0	0	1	0
O'SHAUGHNESSY	2	2	0	0	0
GRANT	2	1	0	0	0
BOHANON	2	0	0	0	0
CHURCH	2	0	0	0	0
COLE	1	0	0	0	0
COLVIN	1	0	0	0	0
PINKARD	1	0	0	0	0
PITTS	1	0	0	0	0
PRYOR	1	0	0	0	0
<b>Team Totals</b>	<b>50</b>	<b>12</b>	<b>0</b>	<b>2</b>	<b>0</b>
<b>Opponent Totals</b>	<b>42</b>	<b>3</b>	<b>1</b>	<b>3</b>	<b>2</b>

### PD LEADERS

PLAYER	PD
RAMSEY	17
BOUYE	17
GIPSON	7
CHURCH	6
JONES	6
SMITH	5
COLVIN	5
JACK	3
CAMPBELL	2
JACKSON	2
POSLUSZNY	2
BENNETT	1
DAY	1
McCRAY	1
MYRICK	1
<b>Team Totals</b>	<b>76</b>
<b>Opponent Totals</b>	<b>51</b>

# 2017 TEAM OFFENSIVE STATS

JAGUARS	FIRST DOWNS				TOTAL OFF.		RUSHING		PASSING					INT BY JAX		
	T	R	Pa	Pe	Yds	Plays	Yds	Att	Yds	SK/Yd	Att	Com	INT	No.	Yds	TD
9/10 at Houston	19	7	8	4	280	60	155	39	125	0/0	21	11	0	1	67	0
9/17 vs. Tennessee	20	6	13	1	310	61	99	25	211	2/12	34	20	2	1	2	0
9/24 vs. Baltimore	24	7	13	4	410	68	166	35	244	0/0	33	20	0	2	20	0
10/1 at New York Jets	20	9	8	3	311	75	175	39	140	1/4	35	15	1	1	0	0
10/8 at Pittsburgh	15	10	5	0	313	53	231	37	82	2/13	14	8	1	5	103	2
10/15 vs. L.A. Rams	19	5	12	2	389	66	169	26	220	5/21	35	23	1	0	0	0
10/22 at Indianapolis	23	6	14	3	518	65	188	37	330	1/0	27	18	0	0	0	0
11/5 vs. Cincinnati	26	7	15	4	408	78	149	40	259	0/0	38	24	0	0	0	0
11/12 vs. L.A. Chargers	20	3	14	3	398	81	135	27	263	3/10	51	28	2	1	51	0
11/19 at Cleveland	15	7	8	0	284	76	139	44	145	2/9	30	17	0	2	26	0
11/26 at Arizona	19	4	11	4	219	58	91	22	128	3/32	33	19	1	1	0	0
12/3 vs. Indianapolis	22	5	16	1	426	64	96	27	330	1/8	36	27	0	2	25	0
12/10 vs. Seattle	20	7	12	1	424	66	156	39	268	0/0	27	18	0	3	0	0
12/17 vs. Houston	25	8	14	3	464	68	138	38	326	1/0	29	21	0	1	0	0
12/24 at San Francisco																
12/31 at Tennessee																
<b>Totals</b>	<b>287</b>	<b>91</b>	<b>163</b>	<b>33</b>	<b>5,154</b>	<b>939</b>	<b>2,087</b>	<b>475</b>	<b>2,067</b>	<b>21/109</b>	<b>443</b>	<b>269</b>	<b>8</b>	<b>20</b>	<b>294</b>	<b>2</b>

JAGUARS	PUNTS		PUNT RETURNS				K.O. RETURNS			PENALTY		FUMBLE	
	No.	Avg.	No.	Yds	FC	TD	No.	Yds	TD	No.	Yds	No	LT
9/10 at Houston	4	46.8	1	7	3	0	0	0	0	10	89	1	0
9/17 vs. Tennessee	5	49.2	1	4	0	0	4	88	0	10	99	2	1
9/24 vs. Baltimore	3	50.0	2	2	1	0	1	12	0	9	70	0	0
10/1 at New York Jets	8	45.1	1	0	2	0	1	20	0	6	47	0	0
10/8 at Pittsburgh	5	38.0	0	0	1	0	1	14	0	4	19	0	0
10/15 vs. L.A. Rams	7	39.1	1	0	3	0	0	0	0	5	40	2	0
10/22 at Indianapolis	2	53.5	0	0	6	0	0	0	0	4	34	3	2
11/5 vs. Cincinnati	2	47.0	3	88	1	1	1	29	0	5	50	1	1
11/12 vs. L.A. Chargers	9	47.9	7	30	1	0	2	51	0	9	106	0	0
11/19 at Cleveland	9	39.3	4	38	1	0	0	0	0	6	40	5	1
11/26 at Arizona	8	49.5	1	14	2	0	2	68	0	5	45	3	2
12/3 vs. Indianapolis	2	76	0	0	0	0	2	46	0	6	55	1	0
12/10 vs. Seattle	5	194	3	72	0	0	3	57	0	7	48	1	1
12/17 vs. Houston	6	283	6	57	3	0	2	44	0	8	54	0	0
12/24 at San Francisco													
12/31 at Tennessee													
<b>Totals</b>	<b>76</b>	<b>44.6</b>	<b>30</b>	<b>312</b>	<b>27</b>	<b>1</b>	<b>19</b>	<b>429</b>	<b>0</b>	<b>94</b>	<b>796</b>	<b>19</b>	<b>8</b>

# 2017 TEAM STATISTICS

## JAGUARS SCORING

	TD	TDr	TDp	TDrt	PAT	2-PT	FG	T.O.P
9/10 at Houston	3	1	1	1	2-3	0-0	3-4	30:05
9/17 vs. Tennessee	2	1	1	0	1-1	0-1	1-1	29:14
9/24 vs. Baltimore	5	1	4	0	5-5	0-0	3-3	34:03
10/1 at New York Jets	2	0	1	1	2-2	0-0	2-3	35:08
10/8 at Pittsburgh	4	2	0	2	3-4	0-0	1-1	28:52
10/15 vs. L.A. Rams	2	1	1	0	2-2	0-0	1-3	31:59
10/22 at Indianapolis	3	2	1	0	3-3	0-0	2-2	32:47
11/5 vs. Cincinnati	2	0	1	1	2-2	0-0	3-3	40:14
11/12 vs. L.A. Chargers	2	1	1	0	0-1	1-1	2-2	35:01
11/19 at Cleveland	2	0	1	1	1-1	0-1	2-3	36:55
11/26 at Arizona	3	2	0	1	3-3	0-0	1-1	25:21
12/3 vs. Indianapolis	3	1	2	0	1-1	1-2	3-3	33:47
12/10 vs. Seattle	3	1	2	0	3-3	0-0	3-3	33:01
12/17 vs. Houston	6	3	3	0	6-6	0-0	1-1	33:18
12/24 at San Francisco								
12/31 at Tennessee								
<b>Totals</b>	<b>42</b>	<b>16</b>	<b>19</b>	<b>7</b>	<b>34-37</b>	<b>2-5</b>	<b>28/33</b>	<b>32:13</b>

## JAGUARS NFL RANKINGS

	JAGUARS OFFENSE						JAGUARS DEFENSE					
	AFC RANK			NFL RANK			AFC RANK			NFL RANK		
	Total	Rush	Pass	Total	Rush	Pass	Total	Rush	Pass	Total	Rush	Pass
9/10 at Houston	8	4	13	19	4	28	1	7	1	1	18	1
9/17 vs. Tennessee	11	8	12	23	9	26	6	14	2	9	29	4
9/24 vs. Baltimore	5	5	10	13	5	23	2	15	1	3	28	1
10/1 at New York Jets	7	2	14	18	2	30	6	16	1	11	32	1
10/8 at Pittsburgh	7	1	4	20	1	30	8	15	3	14	31	3
10/15 vs. L.A. Rams	8	1	13	18	1	29	6	15	3	9	31	3
10/22 at Indianapolis	3	1	13	10	1	28	4	14	2	6	30	2
BYE WEEK	5	1	13	12	1	28	4	16	1	6	32	1
11/5 vs. Cincinnati	3	1	11	9	1	26	2	13	1	3	27	1
11/12 vs. L.A. Chargers	3	1	8	6	1	23	2	11	1	3	25	1
11/19 at Cleveland	3	1	12	1	8	1	8	1	27	1	16	1
11/26 at Arizona	5	1	14	12	1	29	1	8	1	1	19	1
12/3 vs. Indianapolis	5	1	10	11	1	21	1	9	1	1	20	1
12/10 vs. Seattle	5	1	7	11	1	18	2	10	1	2	22	1
12/17 vs. Houston	4	1	7	6	1	19	2	9	1	3	19	1
12/24 at San Francisco												
12/31 at Tennessee												
<b>Currently</b>	<b>4</b>	<b>1</b>	<b>7</b>	<b>6</b>	<b>1</b>	<b>19</b>	<b>2</b>	<b>9</b>	<b>1</b>	<b>3</b>	<b>19</b>	<b>1</b>

# 2017 MISCELLANEOUS STATISTICS

## REGULAR SEASON HIGHS & LOWS

	JAGUARS		OPPONENTS	
	HIGH	LOW	HIGH	LOW
Points	45 (12/17 vs. HOU)	16 (9/17 vs. TEN)	37 (TEN, 9/17)	0 (IND, 10/22)
First Downs	26 (11/5 vs. CIN)	15 (10/8 at PIT; 11/19 at CLE)	23 (HOU, 9/10)	8 (CIN, 11/5)
Total Offense	518 (10/22 at IND)	280 (9/10 at HOU)	471 (NYJ, 10/1)	148 (CIN, 11/5)
Net Yards Rushing	231 (10/8 at PIT)	91 (11/26 at ARI)	256 (NYJ, 10/1)	29 (CIN, 11/5)
Net Yards Passing	330 (10/22 at IND)	82 (10/8 at PIT)	301 (PIT, 10/8)	52 (BAL, 9/24)
Offensive Plays	81 (11/12 vs. LAC)	53 (10/8 at PIT)	77 (PIT, 10/8)	37 (CIN, 11/5)
Rushing Attempts	44 (11/19 at CLE)	22 (11/26/17 at ARI)	36 (TEN, 9/17)	17 (CIN, 11/5)
Pass Attempts	51 (11/12 vs. LAC)	14 (10/8 at PIT)	55 (PIT, 10/8)	18 (CIN, 11/5)
Pass Completions	28 (11/12 vs. LAC)	8 (10/8 at PIT)	33 (PIT, 10/8)	10 (CIN, 11/5)
Passes Had Intercepted	2 (9/17 vs. TEN; 11/12 vs. LAC)	0 (7 times, last: 12/17 vs. HOU)	5 (PIT, 10/8)	0 (3 times, last: CIN, 11/5)
Sacks Allowed	5 (10/25 vs. LAR)	0 (4 times, last: 12/10 vs. SEA)	10 (HOU, 9/10; IND, 10/22)	0 (LAC, 11/12)
Fumbles	5 (11/19 at CLE)	0 (6 times, last: 12/17 vs. HOU)	5 (CLE, 11/19)	0 (4 times, last: SEA, 12/10)
Fumbles Lost	2 (10/22 at IND; 11/26 at ARI)	0 (7 times, last: 12/17 vs. HOU)	3 (HOU, 9/10; CLE, 11/19)	0 (7 times, last: HOU, 12/17)
Total Turnovers	3 (9/17 vs. TEN)	0 (4 times, last: 12/17 vs. HOU)	5 (PIT, 10/8; CLE, 11/19)	0 (IND, 10/22; CIN, 11/5)
Penalties	10 (9/10 at HOU, 9/17 vs. TEN)	4 (10/8 at PIT; 10/22 at IND)	14 (HOU, 12/17)	0 (CLE, 11/19)
Yards Penalized	106 (11/12 vs. LAC)	19 (10/8 at PIT)	127 (HOU, 12/17)	0 (CLE, 11/19)
Time of Possession	40:14 (11/5 vs. CIN)	28:52 (10/8 at PIT)	34:39 (11/26 at ARI)	19:46 (CIN, 11/5)
Defensive Interceptions	5 (10/8 at PIT)	0 (3 times, last: 11/5 vs. CIN)	2 (TEN, 9/17; LAC, 11/12)	0 (7 times, last: HOU, 12/17)
Total Takeaways	5 (10/8 at PIT; 11/19 at CLE)	0 (10/22 at IND; 11/5 vs. CIN)	3 (TEN, 9/17)	0 (3 times, last: HOU, 12/17)
Longest Drive (plays)	15 (11/5 vs. CIN)	10 (3 times, last: 10/15 vs. LAR)	14 (3 times, last: IND, 10/22)	6 (CIN, 11/5)
Longest Drive (yards)	96 (11/5 vs. CIN)	55 (11/19 at CLE)	91 (TEN, 9/17)	66 (HOU, 9/10; CLE, 11/19)
Third Down Conversions	12-18 (11/5 vs. CIN)	1-12 (11/26 at ARI)	6-13 (TEN, 9/17)	3-15 (LAC, 11/12)

## REGULAR SEASON INDIVIDUAL HIGHS

	JAGUARS	OPPONENTS
Yards Rushing	181 - Leonard Fournette at PIT, 10/8	163 - Bilal Powell (NYJ, 10/1)
Rushing Attempts	28 - Leonard Fournette at PIT, 10/8; at CLE, 11/19	21 - Bilal Powell (NYJ, 10/1)
Rushing TDs	2 - three times; last: Tommy Bohanon vs. HOU, 12/17	1 - 5 players; last: Elijah McGuire (NYJ, 10/1)
Receptions	9 - Chris Ivory vs. LAR, 10/15	10 - A. Brown, L. Bell (PIT, 10/8)
Yards Receiving	186 - Keelan Cole vs. HOU, 12/17	157 - Antonio Brown (PIT, 10/8)
Receiving TDs	3 - Mercedes Lewis vs. BAL, 9/24	1 - 6 players, last: Ja. Brown (ARI, 11/26)
Combined Yards (rush/rec)	186 - Keelan Cole vs. HOU, 12/17	190 - Bilal Powell (NYJ, 10/1)
All-Purpose Yards	186 - Keelan Cole vs. HOU, 12/17	190 - Bilal Powell (NYJ, 10/1)
Yards Passing	330 - Blake Bortles at IND, 10/22	312 - Ben Roethlisberger (PIT, 10/8)
Pass Attempts	51 - Blake Bortles vs. LAC, 11/12	55 - Ben Roethlisberger (PIT, 10/8)
Pass Completions	24 - Blake Bortles vs. CIN, 11/5	33 - Ben Roethlisberger (PIT, 10/8)
TD Passes	4 - Blake Bortles vs. BAL, 9/24	3 - Russell Wilson (SEA, 12/10)
Interceptions Thrown	2 - Blake Bortles vs. TEN, 9/17; vs. LAC, 11/12	5 - Ben Roethlisberger (PIT, 10/8)
Longest Run	90 - Leonard Fournette at PIT, 10/8	75 - Bilal Powell (NYJ, 10/1)
Longest Pass Completion	75 - Blake Bortles to Keelan Cole vs. SEA, 12/10	74 - R. Wilson to T. Lockett (SEA, 12/10)
Longest Kickoff Return	29 - Corey Grant vs. CIN, 11/5	103 - Pharoh Cooper (LAR, 10/15)
Longest Punt Return	72 - Jaydon Mickens vs. SEA, 12/10	46 - Adoree Jackson (TEN, 9/17)
Longest INT Return	67 - Tashaun Gipson at HOU, 9/10	9 - Kony Ealy (NYJ, 10/1)
Longest Punt	65 - Brad Nortman vs. HOU, 12/17	70 - Lachlan Edwards (NYJ, 10/1)
Longest Field Goal	56 - Josh Lambo vs. CIN, 11/5	57 - Phil Dawson (ARI, 11/26)
Touchdowns Scored	3 - Mercedes Lewis vs. BAL, 9/24	2 - Austin Ekeler (LAC, 11/22)
Points Scored	14 - Jason Myers vs. BAL, 9/24	13 - 2 players, last: P. Dawson (ARI, 11/26)

## SCORING BY QUARTERS

	JAGUARS					OPPONENTS						
	1	2	3	4	OT	Total	1	2	3	4	OT	Total
9/10 at HOU	3	16**^	7#	3	--	29	0	0	7#	0	--	7
9/17 vs. TEN	3	0	0	13**#	--	16	3	3	17**#	14##	--	37
9/24 vs. BAL	10#	13#	14##	7*	--	44	0	0	0	7#	--	44
10/1 at NYJ	7#	3	0	10^	0	20	7*	3	10*	0	3	23
10/8 at PIT	0	7*	13@	10*	--	30	3	3	3	0	--	9
10/15 vs. LAR	14##*	0	3	0	--	17	17	7	0	3	--	27
10/22 at IND	14**#	6	7*	0	--	27	0	0	0	0	--	0
11/5 vs. CIN	3	10#	3	7%	--	23	0	7*	0	0	--	7
11/12 vs. LAC	6*	0	8#	3	3	20	0	7#	7#	3	0	17
11/19 at CLE	7#	3	0	9^	--	19	0	7#	0	0	--	7
11/26 at ARI	0	3	7*	14^#	--	24	3	10#	3	11#	--	27
12/3 vs. IND	7#	9#	11*	3	--	30	0	3	7#	0	--	10
12/10 vs. SEA	3	0	21###*	6	--	30	0	0	10#	14##	--	24
12/17 vs. HOU	7*	24####	7*	7*	--	45	0	0	7#	0	--	7
12/24 at S.F.												
12/31 at TEN												
<b>Totals</b>	<b>84</b>	<b>94</b>	<b>101</b>	<b>92</b>	<b>3</b>	<b>374</b>	<b>33</b>	<b>50</b>	<b>71</b>	<b>52</b>	<b>3</b>	<b>209</b>

\*=TD rushing // #=TD Passing // @=TD on INT return // %=TD on punt return // ^=TD on fumble return // &=TD on blocked FG // !=TD on kickoff return // ~=TD on blocked punt return



# 2017 SCORING DRIVES

OPPONENT	PLAYS	POSS. TIME	QUARTER	NET YARDS	HOW ACQUIRED	SCORING PLAY
9/10 at HOU	8	2:52	1	51	Kickoff	K Jason Myers 42-yard FG
	10	5:14	2	77	Punt	K Jason Myers 25-yard FG
	9	5:29	2	53	Fumble	RB Leonard Fournette 1-yard rush
	10	4:55	3	75	Kickoff	FB Tommy Bohanon 1-yard pass from QB Blake Bortles
9/17 vs. TEN	4	0:20	4	7	INT	K Jason Myers 38-yard FG
	12	6:01	1	51	Punt	K Jason Myers 43-yard FG
	6	2:45	4	75	Kickoff	RB Leonard Fournette 1-yard rush
	6	2:03	4	77	Kickoff	WR Allen Hurns 1-yard pass from QB Blake Bortles
9/24 vs. BAL	9	4:27	1	58	Punt	K Jason Myers 23-yard FG
	7	3:53	1	80	Punt	TE Mercedes Lewis 17-yard pass from QB Blake Bortles
	10	6:16	2	34	Punt	K Jason Myers 45-yard FG
	8	3:11	2	28	INT	WR Allen Hurns 5-yard pass from QB Blake Bortles
	9	2:15	2	66	Punt	K Jason Myers 29-yard FG
	2	0:43	3	32	INT	TE Mercedes Lewis 30-yard pass from QB Blake Bortles
	2	0:25	3	2	Fumble	TE Mercedes Lewis 4-yard pass from QB Blake Bortles
10/1 at NYJ	7	3:28	4	16	Punt	RB Leonard Fournette 3-yard rush
	10	5:15	1	61	Punt	RB Leonard Fournette 10-yard pass from QB Blake Bortles
	13	7:15	2	70	Punt	K Jason Myers 30-yard FG
	8	2:33	4	41	INT	K Jason Myers 22-yard FG
10/8 at PIT	8	4:05	2	47	INT	RB Leonard Fournette 2-yard rush
	13	8:07	4	67	Punt	K Jason Myers 47-yard FG
	3	1:29	4	98	INT	RB Leonard Fournette 90-yard rush
10/15 vs. LAR	1	0:11	1	75	Kickoff	RB Leonard Fournette 75-yard rush
	4	2:03	1	75	Kickoff	RB Chris Ivory 22-yard pass from QB Blake Bortles
	9	5:00	3	29	Fumble	K Jason Myers 41-yard FG
10/22 at IND	12	5:30	1	75	Kickoff	RB Chris Ivory 1-yard rush
	4	1:54	1	70	Punt	TE Mercedes Lewis 5-yard pass from QB Blake Bortles
	12	6:35	2	67	Punt	K Josh Lambo 42-yard FG
	8	3:51	2	66	Punt	K Josh Lambo 33-yard FG
	6	2:42	3	91	Punt	RB T.J. Yeldon 58-yard rush
	9	4:02	1	71	Punt	K Josh Lambo 32-yard FG
11/5 vs. CIN	15	7:55	2	96	Punt	WR Marqise Lee 3-yard pass from QB Blake Bortles
	11	3:50	2	32	Kickoff	K Josh Lambo 56-yard FG
	9	4:39	3	79	Punt	K Josh Lambo 25-yard FG
	8	3:56	1	90	Punt	RB Corey Grant 56-yard run
11/12 vs. LAC	11	4:12	3	84	Punt	WR Marqise Lee 6-yard pass from QB Blake Bortles
	6	0:55	4	21	Punt	K Josh Lambo 34-yard FG
	4	1:59	OT	0	INT	K Josh Lambo 30-yard FG
	4	1:42	1	33	INT	TE Mercedes Lewis 10-yard pass from QB Blake Bortles
11/19 at CLE	8	3:33	2	47	Punt	K Josh Lambo 38-yard FG
	8	4:52	4	31	INT	K Josh Lambo 39-yard FG
	8	1:45	2	31	Punt	K Josh Lambo 43-yard FG
11/26 at ARI	7	3:56	3	60	Kickoff	QB Blake Bortles 1-yard run
	4	1:41	4	38	Kickoff	QB Blake Bortles 17-yard run
	11	5:18	1	85	Punt	WR Marqise Lee 4-yard pass from QB Blake Bortles
	11	5:14	2	67	Punt	K Josh Lambo 30-yard FG
12/3 vs. IND	12	5:07	2	60	Kickoff	WR Keelan Cole 8-yard pass from QB Blake Bortles
	8	4:26	3	67	Kickoff	RB Leonard Fournette 5-yard run
	11	6:06	3	81	Kickoff	K Josh Lambo 23-yard FG
	6	3:10	4	31	INT	K Josh Lambo 39-yard FG
	9	3:57	1	73	Punt	K Josh Lambo 38-yard FG
	5	2:35	3	52	INT	WR Dede Westbrook 18-yard pass from QB Blake Bortles
12/10 vs. SEA	1	0:11	3	75	Kickoff	WR Keelan Cole 75-yard pass from QB Blake Bortles
	1	0:03	3	1	Punt	LB Leonard Fournette 1-yard run
	13	7:31	4	66	INT	K Josh Lambo 51-yard FG
	9	5:43	4	54	Kickoff	K Josh Lambo 32-yard FG
	13	6:52	1	65	Punt	FB Tommy Bohanon 1-yard run
	5	1:59	2	54	Punt	WR Jaydon Mickens 5-yard pass from QB Blake Bortles
12/17 vs. HOU	6	2:59	2	48	Punt	WR Jaydon Mickens 14-yard pass from QB Blake Bortles
	8	0:56	2	25	Punt	K Josh Lambo 38-yard FG
	2	0:11	2	50	INT	WR Keelan Cole 9-yard pass from QB Blake Bortles
	3	0:59	3	74	Kickoff	FB Tommy Bohanon 1-yard run
	4	2:07	4	45	Punt	RB Corey Grant 8-yard run

# 2017 TAKEAWAYS AND TURNOVERS

## TAKEAWAYS

Date	Opponent	Takeaway	Quarter	Yard Line	Result
9/10	Houston	DE <b>Yannick Ngakoue</b> strip-sack of HOU QB <b>Tom Savage</b> , recovered by DT <b>Abry Jones</b>	2	JAX 47	TD
		DE <b>Yannick Ngakoue</b> strip-sack of HOU QB <b>Tom Savage</b> , recovered by DE <b>Dante Fowler Jr.</b> for TD	2	JAX 47	TD
		DE <b>Dante Fowler Jr.</b> strip-sack of HOU QB <b>Dashaun Watson</b> , recovered by DE <b>Yannick Ngakoue</b> to JAX 41-yard line	3	JAX 41	M-FG
		FS <b>Tashaun Gipson</b> INT from HOU QB <b>Dashaun Watson</b> , returned 67 yards to HOU 27-yard line	4	JAX 6	FG
9/17	Tennessee	LB <b>Telvin Smith</b> INT from TEN QB <b>Marcus Mariota</b> , returned 2 yards to JAX 16-yard line	2	JAX 24	INT
9/24	Baltimore	CB <b>A.J. Bouye</b> INT from BAL QB <b>Joe Flacco</b> , returned 19 yards to BAL 28-yard line	2	BAL 20	TD
		CB <b>Jalen Ramsey</b> INT from BAL QB <b>Joe Flacco</b> , returned 1 yard to BAL 32-yard line	3	BAL 16	TD
		DE <b>Calais Campbell</b> forced fumble on BAL RB <b>Terrence West</b> ,	3	JAX 45	TD
10/1	N.Y. Jets	LB <b>Myles Jack</b> returned fumble (backward pass) for TD	4	JAX 14	TD
		CB <b>A.J. Bouye</b> INT from NYJ QB <b>Josh McCown</b>	4	NYJ 34	FG
10/8	Pittsburgh	CB <b>Jalen Ramsey</b> INT from PIT QB <b>Ben Roethlisberger</b> , returned 15 yards to PIT 47-yard line	1	PIT 47	TD
		LB <b>Telvin Smith</b> INT from PIT QB <b>Ben Roethlisberger</b> , returned 28 yards for a TD	3	PIT 22	TD
		SS <b>Barry Church</b> INT from PIT QB <b>Ben Roethlisberger</b> , returned 51 yards for a TD	3	PIT 34	TD
		FS <b>Tashaun Gipson</b> INT from PIT QB <b>Ben Roethlisberger</b> , returned 7 yards to JAX 49-yard line	4	PIT 38	Punt
		FS <b>Tashaun Gipson</b> INT from PIT QB <b>Ben Roethlisberger</b>	4	JAX 32	TD
10/15	L.A. Rams	LB <b>Telvin Smith</b> forced fumble on LAR WR <b>Robert Woods</b> , recovered by CB <b>Aaron Colvin</b>	3	LAR 29	FG
11/12	L.A. Chargers	DT <b>Malik Jackson</b> forced fumble on LAC RB <b>Austin Ekeler</b> , recovered by FS <b>Tashaun Gipson</b>	4	LAC 37	INT
		CB <b>A.J. Bouye</b> INT from LAC QB <b>Philip Rivers</b> , returned 51 yards to LAC 2-yard line	OT	LAC 11	FG
11/19	Cleveland	LB <b>Telvin Smith</b> INT from CLE QB <b>DeShone Kizer</b> , returned 26 yards to CLE 33-yard line	1	CLE 45	TE
		S <b>Jarrod Wilson</b> recovered CLE DB <b>Jabrill Peppers'</b> muffed punt	3	CLE 31	Fumble
		CB <b>A.J. Bouye</b> INT from CLE QB <b>DeShone Kizer</b>	4	JAX 48	FG
		DE <b>Calais Campbell</b> forced fumble on CLE QB <b>DeShone Kizer</b> , recovered by DE <b>Yannick Ngakoue</b>	4	JAX 40	Punt
		DE <b>Yannick Ngakoue</b> forced fumble on CLE QB <b>DeShone Kizer</b> , recovered by LB <b>Telvin Smith</b> in the endzone for a TD	4	CLE 20	TD
11/26	Arizona	DE <b>Yannick Ngakoue</b> forced fumble on ARI QB <b>Blaine Gabbert</b> , recovered by DE <b>Calais Campbell</b> and returned 10 yards for a TD	3	ARI 15	TD
		SS <b>Barry Church</b> INT from ARI QB <b>Blaine Gabbert</b>	4	ARI 41	INT
12/3	Indianapolis	CB <b>Jalen Ramsey</b> INT from IND QB <b>Jacoby Brissett</b> , returned 18 yards to JAX 25-yard line	2	JAX 23	End of Half
		FS <b>Tashaun Gipson</b> INT from IND QB <b>Jacoby Brissett</b> , returned 7 yards to JAX 48-yard line	4	IND 45	FG
12/10	Seattle	CB <b>Jalen Ramsey</b> INT from SEA QB <b>Russell Wilson</b> in the end zone	2	JAX 45	Punt
		CB <b>A.J. Bouye</b> INT from SEA QB <b>Russell Wilson</b> at the JAX 43-yard line	3	SEA 15	TD
		CB <b>A.J. Bouye</b> INT from SEA QB <b>Russell Wilson</b> at the JAX 2-yard line	3	JAX 43	FG
12/17	Houston	SS <b>Barry Church</b> INT from HOU QB <b>T.J. Yates</b> at the HOU 45-yard line	2	HOU 25	TD

## TURNOVERS

Date	Opponent	Takeaway	Quarter	Yard Line	Result
9/10	Houston	none			
9/17	Tennessee	TEN LB <b>Brian Orakpo</b> strip sack of QB <b>Blake Bortles</b> , recovered by TEN LB <b>Erik Walden</b> at JAX 39-yard line	2	JAX 46	INT
		TEN DB <b>Curtis Riley</b> INT from QB <b>Blake Bortles</b> , returned 2 yards to TEN 39-yard line	2	TEN 42	FG
		TEN S <b>Da'Norris Searcy</b> INT from QB <b>Blake Bortles</b> , returned 8 yards to JAX 39-yard line	3	JAX 29	FG
9/24	Baltimore	none			
10/1	N.Y. Jets	NYJ DL <b>Kony Ealy</b> INT from QB <b>Blake Bortles</b> , returned 9 yards to JAX 7-yard line	3	JAX 31	FG
10/8	Pittsburgh	PIT LB <b>Ryan Shazier</b> INT from QB <b>Blake Bortles</b>	2	PIT 39	FG
10/15	L.A. Rams	LAR CB <b>Nickell Robey-Colman</b> INT from QB <b>Blake Bortles</b> , returned 31 yards to JAX 45	4	LAR 31	Punt
10/22	Indianapolis	IND DE <b>Henry Anderson</b> strip sack of QB <b>Blake Bortles</b> , returned by FS <b>Darius Butler</b> to the IND 48-yard line	2	IND 25	Time expired
		IND S <b>Matthias Farley</b> forced fumble of RB <b>Chris Ivory</b> , recovered by Farley at the IND 45-yard line	3	JAX 47	Punt
11/5	Cincinnati	CIN DE <b>Chris Smith</b> forced fumble of RB <b>T.J. Yeldon</b> , recovered by S <b>Shawn Williams</b> at the CIN 25-yard line	1	CIN 25	Punt
11/12	L.A. Chargers	LAC S <b>Tre Boston</b> INT from QB <b>Blake Bortles</b>	4	LAC 42	Fumble
		LAC S <b>Tre Boston</b> INT from QB <b>Blake Bortles</b>	4	LAC 10	Punt
11/19	Cleveland	CLE LB <b>Christian Kirksey</b> forced fumble of QB <b>Blake Bortles</b> , recovered by CLE DL <b>Myles Garrett</b>	3	CLE 27	Punt
11/26	Arizona	ARI LB <b>Josh Bynes</b> forced fumble of RB <b>Chris Ivory</b> , recovered by LB <b>Karlos Dansby</b>	2	ARI 34	FG
		ARI S <b>Tyrann Mathieu</b> INT from QB <b>Blake Bortles</b>	4	ARI 38	Punt
12/10	Seattle	SEA LB <b>Terence Garvin</b> forced fumble of RB <b>Corey Grant</b> (kickoff return), recovered by SEA FS <b>Tedric Thompson</b>	3	JAX 25	TD

# 2017 LONG PLAYS

## RUSHES OF 15+ YARDS (22)

9/10 at HOU

RB **Chris Ivory** for 17 yards in first quarter  
RB **Leonard Fournette** for 17 yards in fourth quarter  
QB **Blake Bortles** for 15 yards in third quarter

9/17 vs. TEN

LB **Leonard Fournette** for 18 yards in second quarter

9/24 vs. BAL

RB **Corey Grant** for 58 yards in third quarter  
RB **Leonard Fournette** for 15 yards in first quarter

10/1 at NYJ

QB **Blake Bortles** for 27 yards in third quarter

10/8 at PIT

RB **Chris Ivory** for 19 yards in fourth quarter  
RB **Leonard Fournette** for 90 yards (TD) in fourth quarter

10/15 vs. LAR

RB **Leonard Fournette** for 75 yards (TD) in first quarter

10/22 at IND

RB **T.J. Yeldon** for 58 yards (TD) in third quarter  
RB **T.J. Yeldon** for 21 yards in fourth quarter

11/5 vs. CIN

RB **T.J. Yeldon** for 15 yards in fourth quarter

11/12 vs. LAC

RB **Corey Grant** for 56 yards (TD) in first quarter

11/19 at CLE

RB **Leonard Fournette** for 29 yards in first quarter

11/26 at ARI

QB **Blake Bortles** for 28 yards in third quarter  
QB **Blake Bortles** for 17 yards (TD) in fourth quarter

12/3 vs. IND

QB **Blake Bortles** for 20 yards in third quarter  
RB **Leonard Fournette** for 24 yards in fourth quarter

12/10 vs. SEA

RB **Chris Ivory** for 34 yards in first quarter  
RB **Leonard Fournette** for 15 yards in third quarter

12/17 vs. HOU

RB **Corey Grant** for 20 yards in fourth quarter

## PASSES OF 20+ YARDS (33)

9/10 at HOU

QB **Blake Bortles** to WR **Allen Hurns** for 20 yards in first quarter

9/17 vs. TEN

QB **Blake Bortles** to RB **Chris Ivory** for 29 yards in fourth quarter  
QB **Blake Bortles** to WR **Allen Hurns** for 20 yards in fourth quarter

9/24 vs. BAL

QB **Blake Bortles** to WR **Marqise Lee** for 35 yards in first quarter  
QB **Blake Bortles** to TE **Mercedes Lewis** for 30 yards (TD) in third quarter

10/1 at NYJ

QB **Blake Bortles** to RB **Leonard Fournette** for 28 yards in second quarter

10/8 at PIT

QB **Blake Bortles** to WR **Marqise Lee** for 31 yards

10/15 vs. LAR

QB **Blake Bortles** to RB **Chris Ivory** for 22 yards (TD) in first quarter  
QB **Blake Bortles** to WR **Marqise Lee** for 21 yards in second quarter

10/22 at IND

QB **Blake Bortles** to WR **Keelan Cole** for 52 yards in first quarter  
QB **Blake Bortles** to WR **Allen Hurns** for 50 yards in second quarter  
QB **Blake Bortles** to WR **Marqise Lee** for 45 yards in second quarter  
QB **Blake Bortles** to RB **Corey Grant** for 28 yards in second quarter  
QB **Blake Bortles** to TE **Mercedes Lewis** for 24 yards in first quarter  
QB **Blake Bortles** to WR **Allen Hurns** for 20 yards in second quarter

11/5 vs. CIN

QB **Blake Bortles** to TE **Mercedes Lewis** for 37 yards in first quarter

11/12 vs. LAC

QB **Blake Bortles** to WR **Allen Hurns** for 30 yards in first quarter  
QB **Blake Bortles** to WR **Keelan Cole** for 36 yards in third quarter  
QB **Blake Bortles** to TE **Mercedes Lewis** for 21 yards in third quarter

11/19 at CLE

QB **Blake Bortles** to WR **Dede Westbrook** for 28 yards in second quarter

11/26 at ARI

QB **Blake Bortles** to WR **Keelan Cole** for 24 yards in third quarter

12/3 vs. IND

P **Brad Nortman** to TE **James O'Shaughnessy** for 29 yards (punt formation) in first quarter  
QB **Blake Bortles** to WR **Marqise Lee** for 22 yards in first quarter  
QB **Blake Bortles** to WR **Dede Westbrook** for 22 yards in first quarter  
QB **Blake Bortles** to WR **Dede Westbrook** for 21 yards in third quarter  
QB **Blake Bortles** to WR **Keelan Cole** for 32 yards in third quarter

12/10 vs. SEA

QB **Blake Bortles** to WR **Dede Westbrook** for 23 yards in second quarter  
QB **Blake Bortles** to WR **Keelan Cole** for 75 yards (TD) in third quarter  
QB **Blake Bortles** to WR **Dede Westbrook** for 29 yards in fourth quarter

12/17 vs. HOU

QB **Blake Bortles** to WR **Keelan Cole** for 42 yards in first quarter  
QB **Blake Bortles** to WR **Keelan Cole** for 31 yards in second quarter  
QB **Blake Bortles** to WR **Jaydon Mickens** for 41 yards in second quarter  
QB **Blake Bortles** to WR **Keelan Cole** for 73 yards in third quarter

## INT RETURNS OF 10+ YARDS (7)

9/10 at HOU

FS **Tashaun Gipson** return for 67 yards in fourth quarter

9/24 vs. BAL

CB **A.J. Bouye** return for 19 yards in second quarter

10/8 at PIT

LB **Telvin Smith** return for 28 yards for a TD in third quarter  
SS **Barry Church** return for 51 yards for a TD in third quarter

11/12 vs. LAC

CB **A.J. Bouye** return for 51 yards in OT

11/19 at CLE

LB **Telvin Smith** return for 26 yards in first quarter

12/3 vs. IND

CB **Jalen Ramsey** return for 18 yards in second quarter

## FUMBLE RETURNS OF 20+ YARDS (3)

9/10 at HOU

DE **Dante Fowler Jr.** for 53 yards and a TD (forced by DE **Yannick Ngakoue**) in second quarter

9/24 vs. BAL

LB **Telvin Smith** for 52 yards (forced by DE **Calais Campbell**) in third quarter

10/1 at NYJ

LB **Myles Jack** for 81 yards and a TD (backward pass) in fourth quarter

## LONG TDs OF 15+ YARDS (11)

9/24 vs. BAL

QB **Blake Bortles** to TE **Mercedes Lewis** for 17 yards in first quarter  
QB **Blake Bortles** to TE **Mercedes Lewis** for 30 yards in third quarter

10/8 at PIT

RB **Leonard Fournette** rush for 90 yards in fourth quarter

10/15 vs. LAR

RB **Leonard Fournette** rush for 75 yards in first quarter  
QB **Blake Bortles** to RB **Chris Ivory** for 22 yards in first quarter

10/22 at IND

RB **T.J. Yeldon** rush for 58 yards (TD) in third quarter

11/5 vs. CIN

WR **Jaydon Mickens** punt return for 63 yards in fourth quarter

11/12 vs. LAC

RB **Corey Grant** rush for 56 yards in first quarter

11/26 at ARI

QB **Blake Bortles** rush for 17 yards in fourth quarter

12/10 vs. SEA

QB **Blake Bortles** to WR **Dede Westbrook** for 18 yards in third quarter  
QB **Blake Bortles** to WR **Keelan Cole** for 75 yards in third quarter

## FIELD GOALS OF 40+ YARDS (9)

9/10 at HOU

K **Jason Myers** for 42 yards in first quarter

9/17 vs. TEN

K **Jason Myers** for 43 yards in first quarter

9/24 vs. BAL

K **Jason Myers** for 45 yards in second quarter

10/8 at PIT

K **Jason Myers** for 47 yards in fourth quarter

10/15 vs. LAR

K **Jason Myers** for 41 yards in third quarter

10/22 at IND

K **Josh Lambo** for 42 yards in second quarter

11/5 vs. CIN

K **Josh Lambo** for 56 yards in second quarter

11/26 at ARI

K **Josh Lambo** for 43 yards in second quarter

12/10 vs. SEA

K **Josh Lambo** for 51 yards in fourth quarter

# 2017 RED ZONE EFFICIENCY

## at Houston (9/10)

	1st	2nd	3rd	4th	OT	Total	TDs	FGs	PTs
Offense	0-0	1-2	1-1	0-1	-	2-4	2	2	19
Defense	0-0	0-0	1-1	0-1	-	1-2	1	0	7

## vs. Tennessee (9/17)

	1st	2nd	3rd	4th	OT	Total	TDs	FGs	PTs
Offense	0-0	0-0	0-0	2-2	-	2-2	2	0	13
Defense	0-0	0-0	2-3	1-1	-	3-4	3	1	24

## vs. Baltimore (9/24)

	1st	2nd	3rd	4th	OT	Total	TDs	FGs	PTs
Offense	1-2	1-2	1-1	1-1	-	4-6	4	2	34
Defense	0-0	0-0	0-0	1-1	-	1-1	1	0	7

## at N.Y. Jets (10/1)

	1st	2nd	3rd	4th	OT	Total	TDs	FGs	PTs
Offense	1-1	0-1	0-0	0-1	0-0	1-3	1	2	13
Defense	0-0	0-0	0-1	0-1	0-0	0-2	0	1	3

## at Pittsburgh (10/8)

	1st	2nd	3rd	4th	OT	Total	TDs	FGs	PTs
Offense	0-0	1-1	0-0	0-0	-	1-1	1	0	7
Defense	0-1	0-1	0-1	0-0	-	0-3	0	3	9

## vs. L.A. Rams (10/15)

	1st	2nd	3rd	4th	OT	Total	TDs	FGs	PTs
Offense	0-0	0-0	0-1	0-0	--	0-1	0	1	3
Defense	1-1	0-0	0-0	0-1	--	1-2	1	1	10

## at Indianapolis (10/22)

	1st	2nd	3rd	4th	OT	Total	TDs	FGs	PTs
Offense	2-2	1-2	0-0	0-0	--	2-3	2	1	17
Defense	0-0	0-0	0-1	0-0	--	0-1	0	0	0

## vs. Cincinnati (11/5)

	1st	2nd	3rd	4th	OT	Total	TDs	FGs	PTs
Offense	0-0	1-1	0-0	0-0	--	1-1	1	0	7
Defense	0-1	1-1	0-1	0-1	--	1-4	1	2	13

## vs. L.A. Chargers (11/12)

	1st	2nd	3rd	4th	OT	Total	TDs	FGs	PTs
Offense	0-0	0-0	1-1	0-1	0-1	1-3	1	2	14
Defense	0-0	0-0	0-0	0-0	0-0	0-0	0	0	0

## at Cleveland (11/19)

	1st	2nd	3rd	4th	OT	Total	TDs	FGs	PTs
Offense	1-1	0-0	0-0	0-0	--	1-1	1	0	6
Defense	0-0	0-0	0-0	0-0	--	0-0	0	0	0

## at Arizona (11/26)

	1st	2nd	3rd	4th	OT	Total	TDs	FGs	PTs
Offense	0-0	0-0	1-1	1-1	--	2-2	2	0	14
Defense	0-1	0-0	0-0	0-0	--	0-1	0	1	3

## vs. Indianapolis (12/3)

	1st	2nd	3rd	4th	OT	Total	TDs	FGs	PTs
Offense	1-1	1-2	2-2	0-0	--	3-5	3	2	27
Defense	0-0	0-1	0-0	0-1	--	0-2	0	1	3

## vs. Seattle (12/10)

	1st	2nd	3rd	4th	OT	Total	TDs	FGs	PTs
Offense	0-0	0-0	2-2	0-2	--	2-4	2	1	17
Defense	0-0	0-0	0-1	0-0	--	0-1	0	1	3

## vs. Houston (12/17)

	1st	2nd	3rd	4th	OT	Total	TDs	FGs	PTs
Offense	1-1	3-3	1-1	1-1	--	6-6	6	0	42
Defense	0-0	0-0	0-0	0-0	--	0-0	0	0	0

# PLAYS OF 30+ YARDS

	95	96	97	98	99	00	01	02	03	04	05	06	07	08	09	10	11	12	13	14	15	16	17	Total
Jimmy Smith	2	8	9	12	8	9	4	3	6	9	5													75
Fred Taylor				8	5	4		4	4	6	1	5	5	1										43
Maurice Jones-Drew												6	4	1	6	3	6	1	3					30
Keenan McCardell		5	7	3	2	5	4																	26
<b>Mercedes Lewis</b>											1		1	4	1	1		3	2	1	1	3		18
<b>Allen Hurns</b>																			5	5	4	2		16
<b>Allen Robinson</b>																				13	1			14
Ernest Wilford								3	5	3	2			1										14
Reggie Williams									2	6	3	2												13
Cecil Shorts III																		9	1	3				13
<b>Margise Lee</b>																			5		4	3		12
Matt Jones										4	4	2	2											12
James Stewart	1	1	4	1	3																			10
Willie Jackson	3	5	1																					9
Justin Blackmon																		6	2					8
<b>Keelan Cole</b>																							7	7
Kyle Brady					1	3		2			1													7
Mike Sims-Walker														1	4	2								7
Pete Mitchell	1	1	1	1				1																5
Dennis Northcutt													2	3										5
Mike Thomas															3	2								5
<b>T.J. Yeldon</b>																					3		1	4
Denard Robinson																			3	1				4
Andre Rison		4																						4
Jason Hill															3	1	0	0						4
<b>Chris Ivory</b>																						2	1	3
Reggie Barlow				1	2																			3
Damon Jones				1	1		1																	3
Mike Brown																		3						3
Montell Owens														1				2						3
Clay Harbor																		1	2					3
Jordan Todman																		2	1					3
<b>Leonard Fournette</b>																							2	2
<b>Arrelious Benn</b>																						2		2
<b>Corey Grant</b>																							2	2
Julius Thomas																				2				2
Rich Griffith	2																							2
Curtis Marsh	2																							2
Mark Brunell		1					1																	2
Tavian Banks				1	1																			2
Alvis Whitted				1		1																		2
Anthony Johnson																								2
R. Jay Soward							2																	2
Patrick Johnson										2														2
Bobby Shaw										2														2
David Garrard								1							1									2
Matthew Hatchette										2														2
Troy Edwards										1	1													2
LaBrandon Toefield										1		1												2
George Wrihster										1					1									2
John Broussard													2											2
Jerry Porter															2									2
Torry Holt																2								2
Zach Miller															1	1								2
Ace Sanders																			2					2
<b>Jaydon Mickens</b>																							1	1
<b>Blake Bortles</b>																				1				1
Bryan Walters																						1		1
Randy Jordan	1																							1
Natrone Means		1																						1
Stacey Mack										1														1
Kevin Lockett										1														1
Jermaine Lewis											1													1
Marc Edwards											1													1
David Allen											1													1
Todd Yoder										1														1
Brian Jones												1												1
Alvin Pearman											1													1
Greg Estandia															1									1
Jarett Dillard																1								1
Nate Hughes																1								1
Rashad Jennings																1								1
Laurent Robinson																		1						1
Jordan Shipley																		1						1
Danny Noble																			1					1
<b>Total</b>	<b>12</b>	<b>26</b>	<b>22</b>	<b>29</b>	<b>23</b>	<b>26</b>	<b>11</b>	<b>16</b>	<b>18</b>	<b>20</b>	<b>21</b>	<b>25</b>	<b>22</b>	<b>14</b>	<b>21</b>	<b>14</b>	<b>10</b>	<b>20</b>	<b>18</b>	<b>26</b>	<b>27</b>	<b>14</b>	<b>22</b>	<b>445</b>

# PLAYS OF 30+ YARDS - LAST 10 SEASONS

## 2017

1. 62 ..... Corey Grant run  
 2. 35 ..... Blake Bortles to Marqise Lee  
 3. 30 ..... Blake Bortles to Mercedes Lewis  
 4. 31 ..... Blake Bortles to Marqise Lee  
 5. 90 ..... Leonard Fournette run  
 6. 75 ..... Leonard Fournette run  
 7. 58 ..... T.J. Yeldon run  
 8. 52 ..... Blake Bortles to Keelan Cole  
 9. 50 ..... Blake Bortles to Allen Hurms  
 10. 45 ..... Blake Bortles to Marqise Lee  
 11. 37 ..... Blake Bortles to Mercedes Lewis  
 12. 34 ..... Blake Bortles to Marqise Lee  
 13. 56 ..... Corey Grant run (fake punt)  
 14. 36 ..... Blake Bortles to Keelan Cole  
 15. 30 ..... Blake Bortles to Allen Hurms  
 16. 32 ..... Blake Bortles to Keelan Cole  
 17. 34 ..... Chris Ivory run  
 18. 75 ..... Blake Bortles to Keelan Cole  
 19. 42 ..... Blake Bortles to Keelan Cole  
 20. 31 ..... Blake Bortles to Keelan Cole  
 21. 41 ..... Blake Bortles to Jaydon Mickens  
 22. 73 ..... Blake Bortles to Keelan Cole

## 2016

1. 37 ..... Blake Bortles to Mercedes Lewis  
 2. 30 ..... Blake Bortles to Allen Hurms  
 3. 38 ..... Blake Bortles to Allen Hurms  
 4. 35 ..... Blake Bortles to Allen Robinson  
 5. 42t ..... Blake Bortles to Allen Hurms  
 6. 51t ..... Blake Bortles to Arrelious Benn  
 7. 42 ..... Chris Ivory run  
 8. 39 ..... Blake Bortles to Arrelious Benn  
 9. 38 ..... Blake Bortles to Marqise Lee  
 10. 31 ..... Blake Bortles to Allen Hurms  
 11. 51 ..... Blake Bortles to Marqise Lee  
 12. 42 ..... Chris Ivory run  
 13. 39 ..... Blake Bortles to Marqise Lee  
 14. 34 ..... Blake Bortles to Marqise Lee  
 15. 37 ..... Blake Bortles to Allen Robinson  
 16. 37 ..... Blake Bortles to Chris Ivory  
 17. 57 ..... Corey Grant run  
 18. 42 ..... Blake Bortles to Allen Robinson

## 2015

1. 36 ..... Blake Bortles to Allen Robinson  
 2. 52t ..... Blake Bortles to Allen Robinson  
 3. 46 ..... Blake Bortles to Allen Robinson  
 4. 37 ..... Blake Bortles to Allen Robinson  
 5. 59t ..... Blake Bortles to Allen Hurms  
 6. 48 ..... Blake Bortles to Allen Robinson  
 7. 36 ..... T.J. Yeldon run  
 8. 59 ..... Blake Bortles to Allen Hurms  
 9. 31 ..... Blake Bortles to Allen Hurms  
 10. 45 ..... T.J. Yeldon run  
 11. 44 ..... Blake Bortles to Allen Robinson  
 12. 33 ..... Blake Bortles to Allen Robinson  
 13. 30t ..... Blake Bortles to Allen Hurms  
 14. 31 ..... Blake Bortles to Bryan Walters  
 15. 38 ..... Blake Bortles to Allen Robinson  
 16. 34 ..... Blake Bortles to Julius Thomas  
 17. 31 ..... Blake Bortles to Allen Robinson  
 18. 44 ..... Blake Bortles to Allen Robinson  
 19. 67 ..... Blake Bortles to T.J. Yeldon  
 20. 30 ..... Blake Bortles to Julius Thomas  
 21. 80t ..... Blake Bortles to Allen Hurms  
 22. 31 ..... Denard Robinson run  
 23. 30 ..... Blake Bortles to Marqise Lee  
 24. 37 ..... Blake Bortles to Allen Robinson  
 25. 90t ..... Blake Bortles to Allen Robinson  
 26. 36 ..... Blake Bortles to Allen Robinson  
 27. 45 ..... Blake Bortles to Mercedes Lewis

## 2014

1. 34t ..... Chad Henne to Allen Hurms  
 2. 46 ..... Chad Henne to Allen Hurms  
 3. 63t ..... Chad Henne to Mercedes Lewis  
 4. 54 ..... Chad Henne to Allen Robinson  
 5. 63t ..... Blake Bortles to Allen Hurms  
 6. 44 ..... Blake Bortles to Allen Hurms  
 7. 30 ..... Blake Bortles to Clay Harbor  
 8. 59 ..... Blake Bortles to Clay Harbor  
 9. 31t ..... Blake Bortles to Allen Robinson  
 10. 41 ..... Denard Robinson run  
 11. 32 ..... Blake Bortles run  
 12. 48t ..... Blake Bortles to Allen Robinson  
 13. 39 ..... Denard Robinson run  
 14. 40t ..... Blake Bortles to Allen Hurms  
 15. 32t ..... Denard Robinson run  
 16. 53 ..... Blake Bortles to Cecil Shorts III  
 17. 32 ..... Blake Bortles to Cecil Shorts III  
 18. 31 ..... Blake Bortles to Allen Robinson  
 19. 37 ..... Blake Bortles to Marqise Lee  
 20. 30 ..... Blake Bortles to Marqise Lee  
 21. 31 ..... Blake Bortles to Marqise Lee  
 22. 35 ..... Blake Bortles to Mercedes Lewis  
 23. 30 ..... Blake Bortles to Cecil Shorts III  
 24. 33 ..... Blake Bortles to Marqise Lee  
 25. 34 ..... Blake Bortles to Marqise Lee  
 26. 62t ..... Jordan Todman run

## 2013

1. 30 ..... Chad Henne to Ace Sanders  
 2. 59 ..... Chad Henne to Cecil Shorts III  
 3. 31 ..... Blaine Gabbert to Clay Harbor  
 4. 67 ..... Blaine Gabbert to J. Blackmon  
 5. 39 ..... Chad Henne to J. Blackmon  
 6. 43 ..... Chad Henne to Mike Brown  
 7. 32 ..... Chad Henne to Mike Brown  
 8. 31 ..... Chad Henne to Mike Brown

9-24-17 vs. Baltimore  
 9-24-17 vs. Baltimore  
 9-24-17 vs. Baltimore  
 10-8-17 at Pittsburgh  
 10-8-17 at Pittsburgh  
 10-15-17 vs. L.A. Rams  
 10-22-17 at Indianapolis  
 10-22-17 at Indianapolis  
 10-22-17 at Indianapolis  
 10-22-17 at Indianapolis  
 11-5-17 vs. Cincinnati  
 11-5-17 vs. Cincinnati  
 11-12-17 vs. L.A. Chargers  
 11-12-17 vs. L.A. Chargers  
 11-12-17 vs. L.A. Chargers  
 12-3-17 vs. Indianapolis  
 12-10-17 vs. Seattle  
 12-10-17 vs. Seattle  
 12-17-17 vs. Houston  
 12-17-17 vs. Houston  
 12-17-17 vs. Houston  
 12-17-17 vs. Houston

9-11-16 vs. Green Bay  
 9-11-16 vs. Green Bay  
 9-11-16 vs. Green Bay  
 9-18-16 at San Diego  
 10-2-16 vs. Indianapolis  
 10-16-16 at Chicago  
 10-23-16 vs. Oakland  
 10-23-16 vs. Oakland  
 10-23-16 vs. Oakland  
 10-27-16 at Tennessee  
 11-6-16 at Kansas City  
 11-6-16 at Kansas City  
 12-11-16 vs. Minnesota  
 12-11-16 vs. Minnesota  
 12-24-16 vs. Tennessee  
 12-24-16 vs. Tennessee  
 1-1-17 at Indianapolis  
 1-1-17 at Indianapolis

9-20-15 vs. Miami  
 9-20-15 vs. Miami  
 9-20-15 vs. Miami  
 9-27-15 at New England  
 9-27-15 at New England  
 10-4-15 at Indianapolis  
 10-4-15 at Indianapolis  
 10-11-15 at Tampa Bay  
 10-25-15 vs. Buffalo  
 11-8-15 at New York Jets  
 11-8-15 at New York Jets  
 11-8-15 at New York Jets  
 11-8-15 at New York Jets  
 11-19-15 vs. Tennessee  
 11-19-15 vs. Tennessee  
 11-29-15 vs. San Diego  
 12-6-15 at Tennessee  
 12-6-15 at Tennessee  
 12-6-15 at Tennessee  
 12-13-15 vs. Indianapolis  
 12-13-15 vs. Indianapolis  
 12-13-15 vs. Indianapolis  
 12-20-15 vs. Atlanta  
 12-27-15 at New Orleans  
 12-27-15 at New Orleans  
 1-3-16 at Houston  
 1-3-16 at Houston

9-7-14 at Philadelphia  
 9-7-14 at Philadelphia  
 9-14-14 at Washington  
 9-14-14 at Washington  
 9-21-14 vs. Indianapolis  
 9-28-14 at San Diego  
 9-28-14 at San Diego  
 10-12-14 at Tennessee  
 10-19-14 vs. Cleveland  
 10-26-14 vs. Miami  
 10-26-14 vs. Miami  
 10-26-14 vs. Miami  
 11-2-14 at Cincinnati  
 11-2-14 at Cincinnati  
 11-9-14 vs. Dallas  
 11-9-14 vs. Dallas  
 11-9-14 vs. Dallas  
 11-9-14 vs. Dallas  
 11-23-14 at Indianapolis  
 11-30-14 vs. New York Giants  
 12-7-14 vs. Houston  
 12-7-14 vs. Houston  
 12-14-14 at Baltimore  
 12-18-14 vs. Tennessee  
 12-18-14 vs. Tennessee  
 12-18-14 vs. Tennessee

9-15-13 at Oakland  
 9-22-13 at Seattle  
 9-29-13 vs. Indianapolis  
 10-6-13 at St. Louis  
 10-6-13 at St. Louis  
 10-20-13 vs. San Diego  
 10-20-13 vs. San Diego  
 10-20-13 vs. San Diego

9. 30 ..... Maurice Jones-Drew run  
 10. 62 ..... Chad Henne to Danny Noble  
 11. 51 ..... Chad Henne to Ace Sanders  
 12. 44 ..... Maurice Jones-Drew run  
 13. 48 ..... Maurice Jones-Drew run  
 14. 41 ..... Chad Henne to M. Lewis  
 15. 33 ..... Jordan Todman run  
 16. 30 ..... Chad Henne to Jordan Todman  
 17. 30 ..... Chad Henne to M. Lewis  
 18. 36 ..... Chad Henne to M. Lewis

1. 39t ..... Blaine Gabbert to Cecil Shorts III  
 2. 32 ..... Blaine Gabbert to Laurent Robinson  
 3. 59t ..... Maurice Jones-Drew run  
 4. 80t ..... Blaine Gabbert to Cecil Shorts III  
 5. 34 ..... Blaine Gabbert to Cecil Shorts III  
 6. 42t ..... Blaine Gabbert to Cecil Shorts III  
 7. 36 ..... Blaine Gabbert to Justin Blackmon  
 8. 35 ..... Blaine Gabbert to Cecil Shorts III  
 9. 52 ..... Blaine Gabbert to Cecil Shorts III  
 10. 63 ..... Chad Henne to Justin Blackmon  
 11. 67t ..... Chad Henne to Cecil Shorts III  
 12. 39 ..... Chad Henne to Justin Blackmon  
 13. 81t ..... Chad Henne to Justin Blackmon  
 14. 59t ..... Chad Henne to Cecil Shorts III  
 15. 32t ..... Montell Owens run  
 16. 38 ..... Chad Henne to Justin Blackmon  
 17. 30 ..... Chad Henne to Cecil Shorts III  
 18. 36 ..... Chad Henne to Jordan Shipley  
 19. 53 ..... Chad Henne to Montell Owens  
 20. 30t ..... Chad Henne to Justin Blackmon

1. 39 ..... Maurice Jones-Drew run  
 2. 36t ..... Blaine Gabbert to Mike Thomas  
 3. 47 ..... Blaine Gabbert to Mike Thomas  
 4. 41 ..... Maurice Jones-Drew run  
 5. 74t ..... Blaine Gabbert to Jason Hill  
 6. 31 ..... Blaine Gabbert to Maurice Jones-Drew  
 7. 48 ..... Blaine Gabbert to Maurice Jones-Drew  
 8. 62 ..... Blaine Gabbert to Mercedes Lewis  
 9. 43 ..... Maurice Jones-Drew run  
 10. 56 ..... Maurice Jones-Drew run

1. 33 ..... Mike Thomas run  
 2. 42t ..... David Garrard to Mercedes Lewis  
 3. 39 ..... David Garrard to Mike Sims-Walker  
 4. 52t ..... David Garrard to Zach Miller  
 5. 50t ..... David Garrard to Mike Thomas  
 6. 75 ..... David Garrard to Maurice-Jones-Drew  
 7. 37 ..... Maurice Jones-Drew run  
 8. 48t ..... David Garrard to Jason Hill  
 9. 74t ..... Rashad Jennings run  
 10. 30t ..... Maurice Jones-Drew run  
 11. 39 ..... David Garrard to Mike Thomas  
 12. 31 ..... David Garrard to Mike Sims-Walker  
 13. 37 ..... David Garrard to Jason Hill  
 14. 44 ..... Trent Edwards to Jason Hill

1. 36 ..... Maurice Jones-Drew run  
 2. 34 ..... David Garrard to Mike Sims-Walker  
 3. 30 ..... David Garrard run  
 4. 61t ..... Maurice Jones-Drew run  
 5. 33t ..... David Garrard to Mercedes Lewis  
 6. 41 ..... David Garrard to Torry Holt  
 7. 35 ..... David Garrard to Mike Sims-Walker  
 8. 80t ..... Maurice Jones-Drew run  
 9. 79t ..... Maurice Jones-Drew run  
 10. 33 ..... David Garrard to Jarrett Dillard  
 11. 61t ..... David Garrard to Mike Sims-Walker  
 12. 45 ..... David Garrard to Mike Sims-Walker  
 13. 33t ..... Maurice Jones-Drew run  
 14. 33 ..... David Garrard to Mercedes Lewis  
 15. 35 ..... David Garrard to Mercedes Lewis  
 16. 30 ..... David Garrard to Ernest Wilford  
 17. 47 ..... David Garrard to Mercedes Lewis  
 18. 35t ..... David Garrard to Nate Hughes  
 19. 62 ..... David Garrard to Zach Miller  
 20. 63 ..... David Garrard to Torry Holt  
 21. 30 ..... Maurice Jones-Drew run

1. 33 ..... David Garrard to Matt Jones  
 2. 34 ..... Fred Taylor run  
 3. 41t ..... Montell Owens run  
 4. 32 ..... David Garrard to Mike Walker  
 5. 46t ..... Maurice Jones-Drew run  
 6. 30t ..... David Garrard to Mercedes Lewis  
 7. 32 ..... David Garrard to Reggie Williams  
 8. 35 ..... David Garrard to Matt Jones  
 9. 31 ..... David Garrard to Jerry Porter  
 10. 30 ..... David Garrard to Reggie Williams  
 11. 33 ..... David Garrard to Jerry Porter  
 12. 41 ..... David Garrard to Dennis Northcutt  
 13. 35 ..... David Garrard to Dennis Northcutt  
 14. 30t ..... David Garrard to Dennis Northcutt

10-27-13 vs. San Francisco (London)  
 11-17-13 vs. Arizona  
 11-24-13 at Houston  
 11-24-13 at Houston  
 12-5-13 vs. Houston  
 12-5-13 vs. Houston  
 12-15-13 vs. Buffalo  
 12-15-13 vs. Buffalo  
 12-22-13 vs. Tennessee  
 12-29-13 at Indianapolis

## 2012

9-9-12 at Minnesota  
 9-16-12 vs. Houston  
 9-23-12 at Indianapolis  
 9-23-12 at Indianapolis  
 10-7-12 vs. Chicago  
 10-21-12 at Oakland  
 10-28-12 at Green Bay  
 10-28-12 at Green Bay  
 11-8-12 vs. Indianapolis  
 11-18-12 at Houston  
 11-18-12 at Houston  
 11-18-12 at Houston  
 11-25-12 vs. Tennessee  
 12-9-12 vs. New York Jets  
 12-16-12 at Miami  
 12-16-12 at Miami  
 12-23-12 vs. New England  
 12-23-12 vs. New England  
 12-30-12 at Tennessee

## 2011

9-25-11 at Carolina  
 9-25-11 at Carolina  
 10-2-11 vs. New Orleans  
 10-2-11 vs. New Orleans  
 10-9-11 vs. Cincinnati  
 11-27-11 vs. Houston  
 12-5-11 vs. San Diego  
 12-11-11 vs. Tampa Bay  
 12-15-11 at Atlanta  
 1-1-12 vs. Indianapolis

## 2010

10-10-10 at Buffalo  
 10-31-10 at Dallas  
 10-31-10 at Dallas  
 11-14-10 vs. Houston  
 11-14-10 vs. Houston  
 11-21-10 vs. Cleveland  
 12-5-10 at Tennessee  
 12-12-10 vs. Oakland  
 12-12-10 vs. Oakland  
 12-12-10 vs. Oakland  
 12-18-10 at Indianapolis  
 12-26-10 vs. Washington  
 12-26-10 vs. Washington  
 1-2-11 at Houston

## 2009

9-20-09 vs. Arizona  
 9-20-09 vs. Arizona  
 9-28-09 at Houston  
 9-28-09 at Houston  
 10-4-09 vs. Tennessee  
 10-18-09 vs. St. Louis  
 10-18-09 vs. St. Louis  
 11-1-09 at Tennessee  
 11-1-09 at Tennessee  
 11-8-09 vs. Kansas City  
 11-8-09 vs. Kansas City  
 11-8-09 vs. Kansas City  
 11-15-09 at New York Jets  
 11-15-09 at New York Jets  
 11-22-09 vs. Buffalo  
 11-29-09 at San Francisco  
 12-6-09 vs. Houston  
 12-6-09 vs. Houston  
 12-6-09 vs. Houston  
 12-13-09 vs. Miami  
 1-3-10 at Cleveland

## 2008

9-7-08 at Tennessee  
 9-21-08 at Indianapolis  
 9-28-08 vs. Houston  
 10-5-08 vs. Pittsburgh  
 10-12-08 at Denver  
 10-12-08 at Denver  
 10-26-08 vs. Cleveland  
 10-26-08 vs. Cleveland  
 11-2-08 at Cincinnati  
 11-23-08 vs. Minnesota  
 12-1-08 at Houston  
 12-14-08 vs. Green Bay  
 12-14-08 vs. Green Bay  
 12-14-08 vs. Green Bay

**Bold indicates Playoffs**



# 2017 DRIVE CHART

## Week 1 – Sept. 10 at Houston Texans

JAX	Start	Plys	Yds	End	Deep	Result	HOU	Start	Plys	Yds	End	Deep	Result
1.	<u>J25</u>	8	51	H24	H24	Field goal	1.	H25	3	-6	H19	H26	Punt
2.	J38	3	5	J43	J43	Punt	2.	H20	9	29	H49	50	Punt
3.	<u>J16</u>	10	77	H 7	H 7*#	Field goal	3.	H25	3	3	H28	H30	Punt
4.	J25	3	8	J33	J33	Punt	4.	H33	3	-3	H30	H37	Punt
5.	J19	3	3	J22	J23	Punt	5.	H38	3	15	J44	J44	Fumble
6.	<u>J47</u>	9	53	EZ	H 1*#	Touchdown	6.	H25	5	28	J37	J31	Fumble (TD on ret)
7.	<u>J25</u>	10	75	EZ	H 1*#	Touchdown	7.	H25	2	13	H32	H32	End of half
8.	J41	9	38	H21	H21	Missed field goal	8.	<u>H25</u>	14	75	EZ	J 4*#	Touchdown
9.	J25	3	4	J29	J29	Punt	9.	H25	11	34	J35	J35	Fumble
10.	<u>H27</u>	4	7	H20	H20	Field goal	10.	H29	5	13	H42	H42	Punt
11.	H14	2	-2	H15	H14	End of game	11.	H37	7	43	J20	J10*#	Interception
							12.	H11	4	3	H16	H19	Failed 4 <sup>th</sup> down

## Week 2 – Sept. 17 vs. Tennessee Titans

JAX	Start	Plys	Yds	End	Deep	Result	TEN	Start	Plys	Yds	End	Deep	Result
1.	<u>J24</u>	21	51	T25	T25	Field goal	1.	T25	3	3	T28	T28	Punt
2.	J25	3	4	J29	J29	Punt	2.	<u>T25</u>	11	53	J22	J22	Field goal
3.	J29	3	4	J33	J33	Punt	3.	T28	3	1	T29	T33	Punt
4.	J41	5	-2	J46	T48	Fumble	4.	T14	3	4	T18	T18	Punt
5.	<u>J16</u>	10	42	T42	T27	Interception	5.	J39	3	15	J24	J24	Interception
6.	J25	3	4	J29	J29	Interception	6.	<u>T39</u>	10	38	J23	J23	Field goal
7.	J25	3	-4	J21	J25	Punt	7.	<u>J39</u>	10	31	J 8	J 8*#	Field goal
8.	J 9	4	-3	J 6	J21	Punt	8.	<u>J34</u>	2	34	EZ	J17*	Touchdown
9.	J15	7	22	J37	J49	Punt	9.	<u>J49</u>	3	49	EZ	J 1*#	Touchdown
10.	<u>J25</u>	6	75	EZ	T 1*#	Touchdown	10.	<u>T14</u>	8	86	EZ	J32	Touchdown
11.	<u>J23</u>	6	77	EZ	T 7*	Touchdown	11.	<u>J25</u>	6	25	EZ	J 3*#	Touchdown
							12.	T20	5	16	T37	T37	End of game

## Week 3 – Sept. 24 vs. Baltimore Ravens at Wembley Stadium

JAX	Start	Plys	Yds	End	Deep	Result	BAL	Start	Plys	Yds	End	Deep	Result
1.	<u>J37</u>	9	58	B 5	B 5*	Field goal	1.	B40	3	-1	B39	B44	Punt
2.	<u>J20</u>	7	80	EZ	B17*	Touchdown	2.	B25	3	8	B33	B33	Punt
3.	<u>J39</u>	10	34	B27	B27	Field goal	3.	B25	3	-8	B17	B25	Punt
4.	J21	3	5	J26	J26	Punt	4.	B25	3	4	B29	B29	Punt
5.	<u>B28</u>	8	28	EZ	B 5*#	Touchdown	5.	B20	1	0	B20	B20	Interception
6.	<u>J23</u>	9	66	B11	B11*	Field goal	6.	B25	5	13	B38	B38	Punt
7.	<u>J29</u>	1	-1	J29	J29	End of half	7.	<u>B25</u>	3	4	B29	B29	Punt
8.	J25	5	10	J35	J40	Punt	8.	B 5	3	11	B16	B16	Interception
9.	<u>B32</u>	2	32	EZ	B30	Touchdown	9.	B25	4	29	J45	J45	Fumble
10.	<u>B 2</u>	2	2	EZ	B 2*#	Touchdown	10.	B25	5	17	B42	B45	Punt
11.	<u>J15</u>	7	85	EZ	B 3*#	Touchdown	11.	B25	12	38	J40	J40	Failed 4 <sup>th</sup> down
12.	J37	3	3	J40	J40	Punt	12.	<u>B24</u>	9	76	EZ	J 6*	Touchdown
13.	J16	5	16	J33	J34	End of game							

## Week 4 – Oct. 1 at New York Jets

JAX	Start	Plys	Yds	End	Deep	Result	NYJ	Start	Plys	Yds	End	Deep	Result
1.	<u>J39</u>	10	61	EZ	NY10*#	Touchdown	1.	NY25	3	4	NY29	NY29	Punt
2.	J15	8	31	J46	J46	Punt	2.	<u>NY25</u>	1	75	EZ	NY25	Touchdown
3.	<u>J13</u>	13	75	NY12	NY12*	Field goal	3.	NY13	10	42	J45	J35	Punt
4.	J25	3	0	J25	J25	Punt	4.	<u>NY31</u>	9	42	J27	J21	Field goal
5.	<u>J35</u>	1	-1	J35	J35	End of half	5.	<u>NY31</u>	6	42	J27	J22	Missed field goal
6.	J25	6	23	J48	NY48	Punt	6.	<u>NY18</u>	2	82	EZ	NY31	Touchdown
7.	J25	4	6	J31	J38	Punt	7.	NY 8	7	32	NY40	NY41	Punt
8.	J13	5	18	J31	J31	Interception	8.	<u>J 7</u>	4	-1	J 8	J 7*#	Field goal
9.	J25	6	41	NY34	NY29	Missed field goal	9.	NY42	4	39	J14	J14*	Fumble (ret.-TD)
10.	J20	3	9	J29	J29	Punt	10.	NY25	7	34	J41	J41	Punt
11.	<u>NY35</u>	8	31	NY 4	NY 4*#	Field goal	11.	NY20	5	14	NY34	NY34	Interception
12.	J25	5	21	J46	J46	Punt@	12.	<u>NY25</u>	3	6	NY39	NY39	End of half
13.	50	3	7	NY43	NY43	Punt@	13.	NY 3	3	7	NY10	NY10	Punt@
14.	J 3	3	-1	J 2	J 3	Punt@	14.	NY 9	5	16	NY25	NY25	Punt@
							15.	<u>J25</u>	4	2	J23	J23	Field goal@

Underlined = last drive of half; \* = Inside the 20; # = Goal-to-go; @ = Overtime possession



# 2017 DRIVE CHART

## Week 5 – Oct. 8 at Pittsburgh Steelers

JAX	Start	Plys	Yds	End	Deep	Result	PIT	Start	Plys	Yds	End	Deep	Result
1.	J25	3	5	J30	J30	Punt	1.	P28	7	61	J11	J 9*	Field goal
2.	J25	6	36	P39	P39	Punt	2.	P 4	11	42	P46	P46	Interception
3.	P47	8	47	EZ	P 2*#	Touchdown	3.	P18	4	20	P38	P38	Punt
4.	J 8	13	49	P43	P42	Punt	4.	P 5	6	14	P19	P19	Punt
5.	P48	2	3	P45	P345	Interception	5.	P39	6	45	J16	J16*	Field goal
6.	J25	3	0	J25	J28	Punt	6.	P25	14	73	J 2	J 2*#	Field goal
7.	J 4	13	67	P29	P29	Field goal	7.	P23	2	-1	P22	P23	Interception (ret.-TD)
8.	J44	3	9	P47	P47	Punt	8.	P25	6	9	P34	P41	Interception (ret.-TD)
9.	J 2	3	98	EZ	J10	Touchdown	9.	P25	9	20	P45	P49	Punt
							10.	P25	5	13	P38	P38	Interception
							11.	P14	7	54	J32	J28	Interception
							12.	P30	3	9	P36	P36	End of game

## Week 6 – Oct. 15 vs. Los Angeles Rams

JAX	Start	Plys	Yds	End	Deep	Result	LAR	Start	Plys	Yds	End	Deep	Result
1.	J25	1	75	EZ	J25	Touchdown	1.	LA24	3	9	LA33	LA33	Punt
2.	J20	4	9	J29	J36	Punt	2.	J45	4	8	J37	J37	Field goal
3.	J25	4	75	EZ	LA22	Touchdown	3.	LA25	3	-9	LA16	LA25	Punt
4.	J31	3	0	J31	J31	Punt	4.	LA34	7	66	EZ	J 4*#	Touchdown
5.	J25	5	24	J49	50	Punt	5.	LA23	3	4	LA27	LA29	Punt
6.	J16	4	19	J35	J35	Punt	6.	LA12	5	22	LA34	LA34	Punt
7.	J22	3	5	J27	J27	Punt	7.	LA26	5	23	LA49	J46	Punt
8.	J18	3	1	J19	J19	Punt (blocked-TD)	8.	LA11	3	38	LA29	LA29	Fumble
9.	J40	7	24	LA36	LA36	Missed field goal	9.	LA25	8	28	J47	J40	Punt
10.	J25	6	28	LA47	LA47	Punt	10.	J45	3	-10	LA45	LA45	Punt
11.	J48	9	29	LA23	LA18*	Field goal	11.	LA32	12	57	J11	J10*	Field goal
12.	J15	10	54	LA31	LA28	Interception	12.	LA44	2	-2	LA43	LA44	End of game
13.	J19	3	7	J26	J26	Punt							
14.	J25	7	39	LA36	LA36	Missed field goal							

## Week 7 – Oct. 22 at Indianapolis Colts

JAX	Start	Plys	Yds	End	Deep	Result	IND	Start	Plys	Yds	End	Deep	Result
1.	J25	12	75	EZ	I 1*#	Touchdown	1.	I25	5	4	I29	I29	Punt
2.	J30	4	70	EZ	I 5*#	Touchdown	2.	I23	8	29	J48	J38	Punt
3.	J 9	12	67	I24	I24	Field goal	3.	I18	3	8	I26	I26	Punt
4.	J19	8	66	I15	I15*	Field goal	4.	I25	6	19	I44	I44	Punt
5.	J15	5	60	I25	I25	Fumble	5.	I48	2	-8	I47	I48	End of half
6.	J14	5	41	J47	J47	Fumble	6.	I36	3	6	I42	I42	Punt
7.	J 9	6	91	EZ	J42	Touchdown	7.	I45	5	0	I45	J44	Punt
8.	J 6	3	8	J14	J14	Punt	8.	I25	9	69	J 6	J 6*	Failed 4 <sup>th</sup> down
9.	J30	3	9	J39	J39	Punt	9.	I25	3	-13	I12	I25	Punt
10.	J33	8	43	I24	I24	Failed 4 <sup>th</sup> down	10.	I15	14	52	J38	J38	Failed 4 <sup>th</sup> down
11.	J31	1	-1	J31	J31	End of game	11.	I23	9	46	J34	J34	Failed 4 <sup>th</sup> down

## Week 9 – Nov. 5 vs. Cincinnati Bengals

JAX	Start	Plys	Yds	End	Deep	Result	CIN	Start	Plys	Yds	End	Deep	Result
1.	J25	10	50	C20	C20	Fumble	1.	C25	4	25	50	50	Punt
2.	J15	9	71	C14	C14*	Field goal	2.	C27	6	27	J46	J46	Punt
3.	J 4	15	96	EZ	C 3*#	Touchdown	3.	C20	5	80	EZ	J 7*#	Touchdown
4.	J25	11	37	C38	C38	Field goal	4.	C21	2	0	C22	C22	End of half
5.	J13	9	79	C 8	C 8*	Field goal	5.	C16	6	26	C42	J48	Punt
6.	J25	6	13	J38	J48	Punt	6.	C35	3	-15	C20	C35	Punt
7.	J32	6	21	C47	C47	Punt	7.	C10	3	1	C11	C11	Punt (ret.-TD)
8.	J30	15	63	C 6	C 1*#	Failed 4 <sup>th</sup> down	8.	C26	4	5	C31	C45	Punt
							9.	C15	3	0	C15	C15	Punt
							10.	C 7	1	-1	C 7	C 7	End of game

# 2017 DRIVE CHART

## Week 10 – Nov. 12 vs. Los Angeles Chargers

JAX	Start	Plys	Yds	End	Deep	Result	LAC	Start	Plys	Yds	End	Deep	Result
1.	J20	5	40	LA40	LA40	Punt	1.	LA20	5	19	LA39	LA40	Punt
2.	J38	3	9	J47	J47	Punt	2.	LA 7	3	8	LA15	LA15	Punt
3.	<b>J10</b>	<b>8</b>	<b>90</b>	<b>EZ</b>	<b>J44</b>	<b>Touchdown</b>	3.	LA10	3	9	LA19	LA19	Punt
4.	J20	6	20	J40	J40	Punt	4.	LA19	10	45	J36	J36	Punt
5.	J28	3	-6	J22	J28	Punt	5.	LA20	3	0	LA20	LA20	Punt
6.	<u>J25</u>	2	8	J33	J33	End of half	6.	<b>LA13</b>	<b>7</b>	<b>87</b>	<b>EZ</b>	<b>J28</b>	<b>Touchdown</b>
7.	J25	3	2	J27	J27	Punt	7.	<b>LA24</b>	<b>6</b>	<b>76</b>	<b>EZ</b>	<b>J20</b>	<b>Touchdown</b>
8.	J25	5	40	LA35	LA35	Failed 4 <sup>th</sup> down	8.	LA35	5	10	LA45	LA45	Punt
9.	<b>J16</b>	<b>11</b>	<b>84</b>	<b>EZ</b>	<b>LA 6*</b>	<b>Touchdown</b>	9.	LA28	3	8	LA36	LA36	Punt
10.	J17	3	4	J21	J21	Punt	10.	<b>LA23</b>	<b>7</b>	<b>45</b>	<b>J32</b>	<b>J32</b>	<b>Field goal</b>
11.	J24	5	17	J41	J41	Punt	11.	LA34	3	9	LA43	LA43	Punt
12.	J21	4	18	J39	J44	Punt	12.	LA20	5	11	LA31	LA35	Punt
13.	J29	4	18	J47	J47	Interception	13.	LA42	1	-6	LA37	LA37	Fumble
14.	LA36	3	-1	LA37	LA22	Interception	14.	LA10	3	6	LA16	LA16	Punt
15.	<b>J48</b>	<b>6</b>	<b>36</b>	<b>LA16</b>	<b>LA16*</b>	<b>Field goal</b>	15.	<u>LA22</u>	1	-1	LA22	LA22	End of half
16.	J29	8	24	LA47	LA47	Punt@	16.	LA10	3	1	LA11	LA11	Interception@
17.	<b>LA17</b>	<b>4</b>	<b>5</b>	<b>LA12</b>	<b>LA12*</b>	<b>Field goal@</b>							

## Week 11 – Nov. 19 at Cleveland Browns

JAX	Start	Plys	Yds	End	Deep	Result	CLE	Start	Plys	Yds	End	Deep	Result
1.	J10	7	24	J34	J41	Punt	1.	J48	3	3	J45	J42	Punt
2.	<b>C33</b>	<b>4</b>	<b>33</b>	<b>EZ</b>	<b>C10*#</b>	<b>Touchdown</b>	2.	C45	1	0	C45	C45	Interception
3.	J25	3	3	J28	J28	Punt	3.	C25	3	-3	C22	C32	Punt
4.	<b>J33</b>	<b>8</b>	<b>47</b>	<b>C20</b>	<b>C20</b>	<b>Field goal</b>	4.	C27	3	4	C31	C31	Punt
5.	J25	3	2	J27	J27	Punt	5.	<b>C34</b>	<b>5</b>	<b>66</b>	<b>EZ</b>	<b>J27</b>	<b>Touchdown</b>
6.	J19	6	29	J48	C49	Punt	6.	C40	3	0	C40	C40	Punt
7.	<u>J42</u>	13	35	C23	C22	Missed field goal	7.	C16	3	-1	C15	C16	Punt
8.	J25	3	7	J32	J32	Punt	8.	<u>C31</u>	1	-1	C31	C31	End of half
9.	J23	3	2	J25	J25	Punt (fumbled ret.)	9.	C26	6	17	C43	C43	Punt
10.	C31	3	2	C27	C27	Fumble	10.	C29	6	29	J42	J35	Punt
11.	J20	11	29	J49	C44	Punt	11.	C14	3	9	C23	C23	Punt
12.	J23	3	1	J24	J24	Punt	12.	C33	4	11	C44	C44	Interception
13.	<b>J48</b>	<b>8</b>	<b>31</b>	<b>C21</b>	<b>C21</b>	<b>Field goal</b>	13.	C22	7	34	J40	J40	Fumble
14.	J44	3	2	J46	J46	Punt	14.	C20	1	-20	C20	C20	Fumble (ret.-TD)
15.	J22	1	-1	J22	J22	End of game	15.	C42	6	36	J22	J22	Failed 4 <sup>th</sup> down

## Week 12 – Nov. 26 at Arizona Cardinals

JAX	Start	Plys	Yds	End	Deep	Result	ARZ	Start	Plys	Yds	End	Deep	Result
1.	J25	3	-5	J20	J25	Punt	1.	<b>A33</b>	<b>9</b>	<b>51</b>	<b>J16</b>	<b>J16*</b>	<b>Field goal</b>
2.	J25	5	15	J40	J40	Punt	2.	A25	9	29	J46	J46	Punt
3.	J 4	9	56	A34	A34	Fumble	3.	<b>A40</b>	<b>5</b>	<b>36</b>	<b>J24</b>	<b>J24</b>	<b>Field goal</b>
4.	J25	3	-14	J11	J26	Punt	4.	<b>J41</b>	<b>4</b>	<b>41</b>	<b>EZ</b>	<b>J29</b>	<b>Touchdown</b>
5.	J25	3	15	J40	50	Punt	5.	A20	3	-5	A15	A21	Punt
6.	<b>J44</b>	<b>8</b>	<b>31</b>	<b>A25</b>	<b>A22</b>	<b>Field goal</b>	6.	<u>A26</u>	1	-1	A26	A26	End of half
7.	<b>J25</b>	<b>7</b>	<b>75</b>	<b>EZ</b>	<b>A 1*#</b>	<b>Touchdown</b>	7.	<b>A25</b>	<b>8</b>	<b>45</b>	<b>J30</b>	<b>J30</b>	<b>Field goal</b>
8.	J 7	3	8	J15	J15	Punt	8.	A25	5	25	50	50	Punt
9.	J20	3	0	J20	J20	Punt	9.	A45	3	0	A45	A45	Punt
10.	J17	4	31	J48	J48	Punt	10.	A30	4	14	A44	A44	Punt
11.	<b>A38</b>	<b>4</b>	<b>38</b>	<b>EZ</b>	<b>A17*</b>	<b>Touchdown</b>	11.	A15	3	-5	A15	A15	Fumble (ret.-TD)
12.	J42	4	20	A38	A38	Interception	12.	<b>A25</b>	<b>6</b>	<b>75</b>	<b>EZ</b>	<b>A48</b>	<b>Touchdown</b>
13.	J10	3	7	J17	J17	Punt	13.	A16	8	25	A41	A41	Interception
							14.	A41	3	9	50	50	Punt
							15.	<b>A39</b>	<b>3</b>	<b>22</b>	<b>J39</b>	<b>J39</b>	<b>Field goal</b>

## Week 13 – Dec. 3 vs. Indianapolis Colts

JAX	Start	Plys	Yds	End	Deep	Result	IND	Start	Plys	Yds	End	Deep	Result
1.	J20	11	80	EZ	I 4*	Touchdown	1.	I25	6	19	I44	I44	Punt
2.	J31	11	57	I12	I12*	Field goal	2.	I22	6	-3	I19	I35	Punt
3.	J25	12	75	EZ	I 8*#	Touchdown	3.	<b>I22</b>	<b>10</b>	<b>69</b>	<b>J 9</b>	<b>J 9*</b>	<b>Field goal</b>
4.	J25	1	6	J25	J25	End of half	4.	<u>I30</u>	9	47	J23	J23	Interception
5.	<b>J33</b>	<b>8</b>	<b>67</b>	<b>EZ</b>	<b>I 5*#</b>	<b>Touchdown</b>	5.	<b>I25</b>	<b>9</b>	<b>75</b>	<b>EZ</b>	<b>J40</b>	<b>Touchdown</b>
6.	<b>J14</b>	<b>11</b>	<b>81</b>	<b>I 5</b>	<b>I 5*#</b>	<b>Field goal</b>	6.	I25	3	2	I27	I30	Punt
7.	J40	4	16	I44	I44	Punt	7.	I 4	3	6	I10	I13	Punt
8.	J42	3	8	50	50	Punt	8.	I14	4	31	I45	I45	Interception
9.	<b>J48</b>	<b>6</b>	<b>31</b>	<b>I21</b>	<b>I21</b>	<b>Field goal</b>	9.	I25	17	63	J12	J12*	End of game

Underlined = last drive of half; \* = Inside the 20; # = Goal-to-go; @ = Overtime possession

# 2017 DRIVE CHART

## Week 14 – Dec. 10 vs. Seattle Seahawks

<u>JAX</u>	<u>Start</u>	<u>Plys</u>	<u>Yds</u>	<u>End</u>	<u>Deep</u>	<u>Result</u>	<u>SEA</u>	<u>Start</u>	<u>Plys</u>	<u>Yds</u>	<u>End</u>	<u>Deep</u>	<u>Result</u>
1.	J14	3	9	J23	J23	Punt	1.	S33	7	29	J38	J38	Punt
2.	<b>J 7</b>	<b>9</b>	<b>73</b>	<b>S20</b>	<b>S20</b>	Field goal	2.	S25	3	-10	S15	S25	Punt
3.	J24	8	39	S37	S37	Punt	3.	S 9	6	17	S26	S27	Punt
4.	J 7	4	25	J32	J32	Punt	4.	S25	5	30	J45	J45	Interception
5.	J20	5	18	J38	J38	Punt	5.	<u>S21</u>	9	59	J20	J20	Missed field goal
6.	<u>J28</u>	1	-1	J28	J28	End of half	6.	S25	2	-10	S15	S25	Interception
7.	<b>S42</b>	<b>5</b>	<b>42</b>	<b>EZ</b>	<b>S18*</b>	Touchdown	7.	<b>S25</b>	<b>9</b>	<b>65</b>	<b>J10</b>	<b>J10*</b>	Field goal
8.	<b>J25</b>	<b>1</b>	<b>75</b>	<b>EZ</b>	<b>J25</b>	Touchdown	8.	<b>J25</b>	<b>2</b>	<b>25</b>	<b>EZ</b>	<b>J25</b>	Touchdown
9.	<b>S 1</b>	<b>1</b>	<b>1</b>	<b>EZ</b>	<b>S 1*#</b>	Touchdown	9.	S25	3	4	S29	S32	Punt
10.	<b>J 2</b>	<b>13</b>	<b>65</b>	<b>S33</b>	<b>S32</b>	Field goal	10.	S25	6	18	S43	S43	Interception
11.	<b>J32</b>	<b>9</b>	<b>54</b>	<b>S14</b>	<b>S13*</b>	Field goal	11.	<b>S39</b>	<b>1</b>	<b>61</b>	<b>EZ</b>	<b>S39</b>	Touchdown
12.	J25	3	0	J25	J27	Punt	12.	<b>S21</b>	<b>2</b>	<b>79</b>	<b>EZ</b>	<b>S26</b>	Touchdown
13.	S43	7	24	S19	S18*	End of game	13.	S42	4	1	S43	S49	Failed 4 <sup>th</sup> down

## Week 15 – Dec. 17 vs. Houston Texans

<u>JAX</u>	<u>Start</u>	<u>Plys</u>	<u>Yds</u>	<u>End</u>	<u>Deep</u>	<u>Result</u>	<u>HOU</u>	<u>Start</u>	<u>Plys</u>	<u>Yds</u>	<u>End</u>	<u>Deep</u>	<u>Result</u>
1.	J 9	3	4	J13	J13	Punt	1.	H25	3	-1	H24	H26	Punt
2.	<b>J22</b>	<b>13</b>	<b>78</b>	<b>EZ</b>	<b>H 1*#</b>	Touchdown	2.	H29	3	-4	H25	H29	Punt
3.	<b>J41</b>	<b>5</b>	<b>59</b>	<b>EZ</b>	<b>H 5*#</b>	Touchdown	3.	H25	4	2	H27	H39	Punt
4.	<b>J37</b>	<b>6</b>	<b>63</b>	<b>EZ</b>	<b>H14*</b>	Touchdown	4.	H10	3	8	H18	H18	Punt
5.	J 8	5	38	J46	J46	Punt	5.	H25	7	36	J39	J34	Punt
6.	<b>H45</b>	<b>8</b>	<b>25</b>	<b>H20</b>	<b>H20</b>	Field goal	6.	H20	3	2	H22	H22	Punt
7.	<b>H45</b>	<b>2</b>	<b>45</b>	<b>EZ</b>	<b>H 4*#</b>	Touchdown	7.	H25	3	0	H25	H25	Interception
8.	J28	3	4	J32	J32	Punt	8.	<u>H25</u>	1	5	H25	H25	End of half
9.	<b>J26</b>	<b>3</b>	<b>74</b>	<b>EZ</b>	<b>H 1*#</b>	Touchdown	9.	<b>H19</b>	<b>8</b>	<b>81</b>	<b>EZ</b>	<b>J25</b>	Touchdown
10.	H43	3	6	H37	H37	Punt	10.	H 9	6	2	H11	H24	Punt
11.	J37	4	5	J42	J42	Punt	11.	H 2	3	6	H 8	H 8	Punt
12.	<b>H45</b>	<b>4</b>	<b>45</b>	<b>EZ</b>	<b>H 8*#</b>	Touchdown	12.	H10	3	5	H15	H15	Punt
13.	J23	3	9	J32	J32	Punt	13.	H30	6	8	H38	H44	Punt
14.	J11	7	22	J34	J35	End of game	14.	H25	3	6	H31	H31	Punt

# 2017 JACKSONVILLE JAGUARS

## REGULAR SEASON GAME-BY-GAME STATISTICS

Passing													
B.Bortles													
Date	Opponent	Att	Cmp	Yds	Cmp%	Yds/Att	TD	TD%	INT	INT%	LG	Sack/Lost	Rating
9/10	@ Houston	21	11	125	52.4	5.95	1	4.8	0	0.0	20	0/0	86.4
9/17	Tennessee	34	20	223	58.8	6.56	1	2.9	2	5.9	29	2/12	63.7
9/24	Baltimore	31	20	244	64.5	7.87	4	12.9	0	0.0	35	0/0	128.2
10/1	@ New York Jets	35	15	140	42.9	4.00	1	2.9	1	2.9	28	1/4	52.1
10/8	@ Pittsburgh	14	8	95	57.1	6.79	0	0.0	1	7.1	31	2/13	48.2
10/15	Los Angeles Rams	35	23	241	65.7	6.89	1	2.9	1	2.9	22t	5/21	83.2
10/22	@ Indianapolis	26	18	330	69.2	12.69	1	3.8	0	0.0	52	1/0	124.7
11/5	Cincinnati	38	24	259	63.2	6.82	1	2.6	0	0.0	37	0/0	91.9
11/12	Los Angeles Chargers	51	28	273	54.9	5.35	1	2.0	2	3.9	36	3/10	60.3
11/19	@ Cleveland	30	17	154	56.7	5.13	1	3.3	0	0.0	28	2/9	81.8
11/26	@ Arizona	33	19	160	57.6	4.85	0	0.0	1	3.0	24	3/32	57.6
12/3	Indianapolis	35	26	309	74.3	8.83	2	5.7	0	0.0	32	1/8	119.8
12/10	Seattle	27	18	268	66.7	9.93	2	7.4	0	0.0	75t	0/0	123.7
12/17	Houston	29	21	326	72.4	11.24	3	10.3	0	0.0	73	1/0	143.8
<b>TOTALS</b>		<b>439</b>	<b>268</b>	<b>3147</b>	<b>61.0</b>	<b>7.17</b>	<b>19</b>	<b>4.3</b>	<b>8</b>	<b>1.8</b>	<b>75t</b>	<b>21/109</b>	<b>89.7</b>

Passing													
B.Nortman													
Date	Opponent	Att	Cmp	Yds	Cmp%	Yds/Att	TD	TD%	INT	INT%	LG	Sack/Lost	Rating
9/10	@ Houston	0	0	0	0	0	0	0	0	0	--	0	0
9/17	Tennessee	0	0	0	0	0	0	0	0	0	--	0	0
9/24	Baltimore	0	0	0	0	0	0	0	0	0	--	0	0
10/1	@ New York Jets	0	0	0	0	0	0	0	0	0	--	0	0
10/8	@ Pittsburgh	0	0	0	0	0	0	0	0	0	--	0	0
10/15	Los Angeles Rams	0	0	0	0	0	0	0	0	0	--	0	0
10/22	@ Indianapolis	0	0	0	0	0	0	0	0	0	--	0	0
11/5	Cincinnati	0	0	0	0	0	0	0	0	0	--	0	0
11/12	Los Angeles Chargers	0	0	0	0	0	0	0	0	0	--	0	0
11/19	@ Cleveland	0	0	0	0	0	0	0	0	0	--	0	0
11/26	@ Arizona	0	0	0	0	0	0	0	0	0	--	0	0
12/3	Indianapolis	1	1	29	100.0	29.00	0	0.0	0	0.0	29	0/0	118.8
12/10	Seattle	0	0	0	0	0	0	0	0	0	--	0	0
12/17	Houston	0	0	0	0	0	0	0	0	0	--	0	0
<b>TOTALS</b>		<b>1</b>	<b>1</b>	<b>29</b>	<b>100.0</b>	<b>29.00</b>	<b>0</b>	<b>0.0</b>	<b>0</b>	<b>0.0</b>	<b>29</b>	<b>0/0</b>	<b>118.8</b>

Passing C.Henne



# 2017 JACKSONVILLE JAGUARS

## REGULAR SEASON GAME-BY-GAME STATISTICS

9/10 @ Houston	26	100	3.8	17	1	9	42	4.7	17	0	3	13	4.3	15	0
9/17 Tennessee	14	40	2.9	7	1	6	17	2.8	6	0	4	29	7.3	11	0
9/24 Baltimore	17	59	3.5	15	1	6	17	2.8	9	0	3	18	6.0	9	0
10/1 @ New York Jets	24	86	3.6	11	0	9	42	4.7	10	0	4	38	9.5	27	0
10/8 @ Pittsburgh	28	181	6.5	90t	2	8	41	5.1	19	0	1	9	9.0	9	0
10/15 Los Angeles Rams	21	130	6.2	75t	1	2	3	1.5	2	0	2	19	9.5	17	0
10/22 @ Indianapolis	Inactive	Inactive				17	47	2.8	8	1	4	11	2.8	5	0
11/5 Cincinnati	Inactive	Inactive				20	70	3.5	14	0	5	20	4.0	7	0
11/12 Los Angeles Chargers	17	33	1.9	8	0	1	1	1.0	1	0	5	34	6.8	14	0
11/19 @ Cleveland	28	111	4.0	29	0	6	6	1.0	2	0	4	4	1.0	3	0
11/26 @ Arizona	12	25	2.1	8	0	1	-6	-6.0	-6	0	6	62	10.3	28	2
12/3 Indianapolis	20	57	2.9	24	1	4	12	3.0	4	0	3	27	9.0	20	0
12/10 Seattle	24	101	4.2	15	1	6	48	8.0	34	0	7	-2	-0.3	2	0
12/17 Houston	Inactive	Inactive				17	42	2.5	8	0	0	0	0	--	0
<b>TOTALS</b>	<b>231</b>	<b>923</b>	<b>4.0</b>	<b>90t</b>	<b>8</b>	<b>112</b>	<b>382</b>	<b>3.4</b>	<b>34</b>	<b>1</b>	<b>51</b>	<b>282</b>	<b>5.5</b>	<b>28</b>	<b>2</b>

Rushing		C. Grant					T. Yeldon					M. Lee				
Date	Opponent	No	Yds	Avg	LG	TD	No	Yds	Avg	LG	TD	No	Yds	Avg	LG	TD
9/10	@ Houston	0	0	0	--	0	Inactive	Inactive	Inactive	Inactive	0	0	0	--	0	0
9/17	Tennessee	1	13	13.0	13	0	Inactive	Inactive	Inactive	Inactive	0	0	0	--	0	0
9/24	Baltimore	6	75	12.5	58	0	Inactive	Inactive	Inactive	Inactive	0	0	0	--	0	0
10/1	@ New York Jets	2	9	4.5	5	0	Inactive	Inactive	Inactive	Inactive	0	0	0	--	0	0
10/8	@ Pittsburgh	0	0	0	--	0	Inactive	Inactive	Inactive	Inactive	0	0	0	--	0	0
10/15	Los Angeles Rams	0	0	0	--	0	Inactive	Inactive	Inactive	Inactive	1	17	17.0	17	0	0
10/22	@ Indianapolis	6	8	1.3	7	0	9	122	13.6	58t	1	0	0	0	--	0
11/5	Cincinnati	4	18	4.5	11	0	11	41	3.7	15	0	0	0	0	--	0
11/12	Los Angeles Chargers	1	56	56.0	56t	1	3	11	3.7	8	0	0	0	0	--	0
11/19	@ Cleveland	0	0	0	--	0	5	15	3.0	9	0	0	0	0	--	0
11/26	@ Arizona	0	0	0	--	0	3	10	3.3	6	0	0	0	0	--	0
12/3	Indianapolis	0	0	0	--	0	0	0	0	--	0	0	0	0	--	0
12/10	Seattle	0	0	0	--	0	2	9	4.5	6	0	0	0	0	--	0
12/17	Houston	10	69	6.9	20	1	7	27	3.9	9	0	0	0	0	--	0
<b>TOTALS</b>		<b>30</b>	<b>248</b>	<b>8.3</b>	<b>58</b>	<b>2</b>	<b>40</b>	<b>235</b>	<b>5.9</b>	<b>58t</b>	<b>1</b>	<b>1</b>	<b>17</b>	<b>17.0</b>	<b>17</b>	<b>0</b>

Rushing		T. Bohanon					C. Henne				
Date	Opponent	No	Yds	Avg	LG	TD	No	Yds	Avg	LG	TD
9/10	@ Houston	1	0	0.0	0	0	Active, Did Not Play	Active, Did Not Play	Active, Did Not Play	Active, Did Not Play	Active, Did Not Play

# 2017 JACKSONVILLE JAGUARS

## REGULAR SEASON GAME-BY-GAME STATISTICS

Date	Opponent	0	0	0	--	0	Active, Did Not Play
9/17	Tennessee	0	0	0	--	0	Active, Did Not Play
9/24	Baltimore	0	0	0	--	0	3 -3 -1.0 -1 0
10/1	@ New York Jets	0	0	0	--	0	Active, Did Not Play
10/8	@ Pittsburgh	0	0	0	--	0	Active, Did Not Play
10/15	Los Angeles Rams	0	0	0	--	0	Active, Did Not Play
10/22	@ Indianapolis	1	0	0.0	0	0	Active, Did Not Play
11/5	Cincinnati	0	0	0	--	0	Active, Did Not Play
11/12	Los Angeles Chargers	0	0	0	--	0	Active, Did Not Play
11/19	@ Cleveland	1	3	3.0	3	0	Active, Did Not Play
11/26	@ Arizona	0	0	0	--	0	Active, Did Not Play
12/3	Indianapolis	0	0	0	--	0	Active, Did Not Play
12/10	Seattle	0	0	0	--	0	Active, Did Not Play
12/17	Houston	2	2	1.0	1t	2	2 -2 -1.0 -1 0
<b>TOTALS</b>		<b>5</b>	<b>5</b>	<b>1.0</b>	<b>3</b>	<b>2</b>	<b>5 -5 -1.0 0 0</b>

Receiving		M.Lee				A.Hurns				K.Cole			
Date	Opponent	Tar	Rec	Yds.	Avg.	LG	TD	Tar	Rec	Yds.	Avg.	LG	TD
9/10	@ Houston	4	0	0	0.0	0	0	4	3	42	14.0	20	0
9/17	Tennessee	12	7	76	10.9	19	0	7	6	82	13.7	20	1
9/24	Baltimore	7	4	65	16.3	35	0	3	3	20	6.7	9	1
10/1	@ New York Jets	3	2	18	9.0	10	0	10	4	42	10.5	15	0
10/8	@ Pittsburgh	4	2	49	24.5	31	0	3	2	21	10.5	18	0
10/15	Los Angeles Rams	10	5	83	16.6	21	0	3	3	37	12.3	18	0
10/22	@ Indianapolis	6	4	72	18.0	45	0	8	5	101	20.2	50	0
11/5	Cincinnati	12	8	75	9.4	19	1	4	3	31	10.3	13	0
11/12	Los Angeles Chargers	11	6	55	9.2	19	1	9	7	70	10.0	19	0
11/19	@ Cleveland	9	5	45	9.0	16	0			Inactive			
11/26	@ Arizona	2	1	13	13.0	13	0			Inactive			
12/3	Indianapolis	10	7	86	12.3	22	1			Inactive			
12/10	Seattle	6	5	65	13.0	18	0			Inactive			
12/17	Houston	0	0	0	0	0	0			Inactive			
<b>TOTALS</b>		<b>96</b>	<b>56</b>	<b>702</b>	<b>12.5</b>	<b>45</b>	<b>3</b>	<b>51</b>	<b>36</b>	<b>446</b>	<b>12.4</b>	<b>50</b>	<b>2</b>

Receiving		L.Fournette				D.Westbrook				T.Yeldon			
Date	Opponent	Tar	Rec	Yds.	Avg.	LG	TD	Tar	Rec	Yds.	Avg.	LG	TD
9/10	@ Houston	3	3	24	8.0	12	0			Not on Team			
9/17	Tennessee	5	2	21	10.5	11	0			Not on Team			

Receiving		L.Fournette				D.Westbrook				T.Yeldon			
Date	Opponent	Tar	Rec	Yds.	Avg.	LG	TD	Tar	Rec	Yds.	Avg.	LG	TD
9/10	@ Houston	3	3	24	8.0	12	0			Not on Team			
9/17	Tennessee	5	2	21	10.5	11	0			Not on Team			

Receiving		M.Lee				A.Hurns				K.Cole			
Date	Opponent	Tar	Rec	Yds.	Avg.	LG	TD	Tar	Rec	Yds.	Avg.	LG	TD
9/10	@ Houston	4	0	0	0.0	0	0	4	3	42	14.0	20	0
9/17	Tennessee	12	7	76	10.9	19	0	7	6	82	13.7	20	1
9/24	Baltimore	7	4	65	16.3	35	0	3	3	20	6.7	9	1
10/1	@ New York Jets	3	2	18	9.0	10	0	10	4	42	10.5	15	0
10/8	@ Pittsburgh	4	2	49	24.5	31	0	3	2	21	10.5	18	0
10/15	Los Angeles Rams	10	5	83	16.6	21	0	3	3	37	12.3	18	0
10/22	@ Indianapolis	6	4	72	18.0	45	0	8	5	101	20.2	50	0
11/5	Cincinnati	12	8	75	9.4	19	1	4	3	31	10.3	13	0
11/12	Los Angeles Chargers	11	6	55	9.2	19	1	9	7	70	10.0	19	0
11/19	@ Cleveland	9	5	45	9.0	16	0			Inactive			
11/26	@ Arizona	2	1	13	13.0	13	0			Inactive			
12/3	Indianapolis	10	7	86	12.3	22	1			Inactive			
12/10	Seattle	6	5	65	13.0	18	0			Inactive			
12/17	Houston	0	0	0	0	0	0			Inactive			
<b>TOTALS</b>		<b>96</b>	<b>56</b>	<b>702</b>	<b>12.5</b>	<b>45</b>	<b>3</b>	<b>51</b>	<b>36</b>	<b>446</b>	<b>12.4</b>	<b>50</b>	<b>2</b>

Receiving		L.Fournette				D.Westbrook				T.Yeldon			
Date	Opponent	Tar	Rec	Yds.	Avg.	LG	TD	Tar	Rec	Yds.	Avg.	LG	TD
9/10	@ Houston	3	3	24	8.0	12	0			Not on Team			
9/17	Tennessee	5	2	21	10.5	11	0			Not on Team			

# 2017 JACKSONVILLE JAGUARS

## REGULAR SEASON GAME-BY-GAME STATISTICS

9/24	Baltimore	4	3	21	7.0	10	0			Inactive	
10/1	@ New York Jets	5	4	59	14.8	28	1			Inactive	
10/8	@ Pittsburgh	1	1	3	3.0	3	0			Inactive	
10/15	Los Angeles Rams	2	2	8	4.0	6	0			Inactive	
10/22	@ Indianapolis										2 2 15 7.5 8 0
11/5	Cincinnati										4 2 11 5.5 6 0
11/12	Los Angeles Chargers	4	2	13	6.5	8	0				8 6 39 6.5 11 0
11/19	@ Cleveland	3	2	7	3.5	9	0	6	3	35	11.7 28 0
11/26	@ Arizona	3	3	17	5.7	17	0	10	6	41	6.8 10 0
12/3	Indianapolis	4	3	22	7.3	11	0	9	6	78	13.0 22 0
12/10	Seattle	6	4	18	4.5	8	0	8	5	81	16.2 29 1
12/17	Houston							2	2	21	10.5 14 0
<b>TOTALS</b>		<b>40</b>	<b>29</b>	<b>213</b>	<b>7.3</b>	<b>28</b>	<b>1</b>	<b>35</b>	<b>22</b>	<b>256</b>	<b>11.6 29 1</b>

### Receiving

Date	Opponent	Tar	Rec	Yds.	Avg.	LG	TD	Tar	Rec	Yds.	Avg.	LG	TD
9/10	@ Houston	2	1	11	11.0	11	0	2	0	0	0.0	0	0
9/17	Tennessee	4	3	31	10.3	29	0	2	0	0	0.0	0	0
9/24	Baltimore	2	2	25	12.5	14	0	5	4	62	15.5	30t	3
10/1	@ New York Jets	3	1	2	2.0	2	0	4	0	0	0.0	0	0
10/8	@ Pittsburgh	0	0	0	0	0	0	2	1	14	14.0	14	0
10/15	Los Angeles Rams	10	9	74	8.2	22t	1	2	0	0	0.0	0	0
10/22	@ Indianapolis	0	0	0	0	0	0	3	2	29	14.5	24	1
11/5	Cincinnati	4	3	34	11.3	29	0	6	3	49	16.3	37	0
11/12	Los Angeles Chargers	2	1	-5	-5.0	-5	0	5	2	29	14.5	21	0
11/19	@ Cleveland	0	0	0	0	0	0	2	2	26	13.0	16	1
11/26	@ Arizona	0	0	0	0	0	0	2	1	10	10.0	10	0
12/3	Indianapolis	1	1	3	3.0	3	0	5	4	46	11.5	16	0
12/10	Seattle	0	0	0	0	0	0	2	0	0	0.0	0	0
12/17	Houston	0	0	0	0	0	0	2	2	18	9.0	9	0
<b>TOTALS</b>		<b>28</b>	<b>21</b>	<b>175</b>	<b>8.3</b>	<b>29</b>	<b>1</b>	<b>44</b>	<b>21</b>	<b>283</b>	<b>13.5 37 5</b>		

### Receiving

Date	Opponent	Tar	Rec	Yds.	Avg.	LG	TD	Tar	Rec	Yds.	Avg.	LG	TD
9/10	@ Houston	1	1	1	1.0	1t	1						
9/17	Tennessee	0	0	0	0	0	0						
9/24	Baltimore	3	1	8	8.0	8	0						

### M.Lewis

Tar	Rec	Yds.	Avg.	LG	TD
2	0	0	0.0	0	0
2	0	0	0.0	0	0
5	4	62	15.5	30t	3
4	0	0	0.0	0	0
2	1	14	14.0	14	0
2	0	0	0.0	0	0
3	2	29	14.5	24	1
6	3	49	16.3	37	0
5	2	29	14.5	21	0
2	2	26	13.0	16	1
2	1	10	10.0	10	0
5	4	46	11.5	16	0
2	0	0	0.0	0	0
2	2	18	9.0	9	0
<b>44</b>	<b>21</b>	<b>283</b>	<b>13.5</b>	<b>37</b>	<b>5</b>

### J.O'Shaughnessy

Tar	Rec	Yds.	Avg.	LG	TD
1	1	18	18.0	18	0
0	0	0	0	0	0
1	1	12	12.0	12	0
1	0	0	0.0	0	0
1	0	0	0.0	0	0
3	2	11	5.5	9	0
1	0	0	0.0	0	0
1	1	6	6.0	6	0
0	0	0	0	0	0
1	1	12	12.0	12	0
2	1	7	7.0	7	0
1	1	29	29.0	29	0
1	0	0	0.0	0	0
2	1	15	15.0	15	0
<b>16</b>	<b>9</b>	<b>110</b>	<b>12.2</b>	<b>29</b>	<b>0</b>

### B.Koyack

Tar	Rec	Yds.	Avg.	LG	TD
0	0	0	0	0	0
1	0	0	0.0	0	0
0	0	0	0	0	0

### J.Mickens

Tar	Rec	Yds.	Avg.	LG	TD

### T.Bohanon

Tar	Rec	Yds.	Avg.	LG	TD
1	1	1	1.0	1t	1
0	0	0	0	0	0
3	1	8	8.0	8	0



# 2017 JACKSONVILLE JAGUARS

## REGULAR SEASON GAME-BY-GAME STATISTICS

10/1	@ New York Jets	2	2	14	7.0	13	0	Not on Team	0	0	0	0	0
10/8	@ Pittsburgh	0	0	0	0	0	0	Not on Team	0	0	0	0	0
10/15	Los Angeles Rams	2	0	0	0.0	0	0	Not on Team	1	1	21	21.0	21
10/22	@ Indianapolis	1	1	14	14.0	14	0	0	0	0	0	0	0
11/5	Cincinnati	1	1	6	6.0	6	0	0	0	0	0	0	0
11/12	Los Angeles Chargers	1	0	0	0.0	0	0	2	1	11	11.0	11	0
11/19	@ Cleveland	0	0	0	0	0	0	0	0	0	0	0	0
11/26	@ Arizona	0	0	0	0	0	0	0	0	0	0	0	0
12/3	Indianapolis	0	0	0	0	0	0	0	0	0	0	0	0
12/10	Seattle	0	0	0	0	0	0	0	0	0	0	0	0
12/17	Houston	0	0	0	0	0	0	5	4	61	15.3	41	2
<b>TOTALS</b>		<b>11</b>	<b>6</b>	<b>43</b>	<b>7.2</b>	<b>14</b>	<b>1</b>	<b>7</b>	<b>5</b>	<b>72</b>	<b>14.4</b>	<b>41</b>	<b>2</b>

Receiving		C. Grant							A. Benn							A. Robinson						
Date	Opponent	Tar	Rec	Yds.	Avg.	LG	TD	Tar	Rec	Yds.	Avg.	LG	TD	Tar	Rec	Yds.	Avg.	LG	TD			

9/10	@ Houston	0	0	0	0	0	0	1	1	12	12.0	12	0	1	1	17	17.0	17	0
9/17	Tennessee	0	0	0	0	0	0	0	0	0	0	0	0						
9/24	Baltimore	1	1	18	18.0	18	0	0	0	0	0	0	0						
10/1	@ New York Jets	1	1	-5	-5.0	-5	0	0	0	0	0	0	0						
10/8	@ Pittsburgh	1	0	0	0.0	0	0	0	0	0	0	0	0						
10/15	Los Angeles Rams	0	0	0	0	0	0	0	0	0	0	0	0						
10/22	@ Indianapolis	1	1	28	28.0	28	0	1	0	0	0.0	0	0						
11/5	Cincinnati	0	0	0	0	0	0	0	0	0	0	0	0						
11/12	Los Angeles Chargers	0	0	0	0	0	0	0	0	0	0	0	0						
11/19	@ Cleveland	0	0	0	0	0	0	0	0	0	0	0	0						
11/26	@ Arizona	0	0	0	0	0	0	0	0	0	0	0	0						
12/3	Indianapolis	0	0	0	0	0	0	0	0	0	0	0	0						
12/10	Seattle	0	0	0	0	0	0	0	0	0	0	0	0						
12/17	Houston	0	0	0	0	0	0	0	0	0	0	0	0						
<b>TOTALS</b>		<b>4</b>	<b>3</b>	<b>41</b>	<b>13.7</b>	<b>28</b>	<b>0</b>	<b>2</b>	<b>1</b>	<b>12</b>	<b>12.0</b>	<b>12</b>	<b>0</b>	<b>1</b>	<b>1</b>	<b>17</b>	<b>17.0</b>	<b>17</b>	<b>0</b>

Receiving		L. Pinkard							M. McCaffrey										
Date	Opponent	Tar	Rec	Yds.	Avg.	LG	TD	Tar	Rec	Yds.	Avg.	LG	TD	Tar	Rec	Yds.	Avg.	LG	TD

9/10	@ Houston	0	0	0	0	0	0	0	0	0	0	0	0						
9/17	Tennessee	0	0	0	0	0	0	0	0	0	0	0	0						
9/24	Baltimore	0	0	0	0	0	0	0	0	0	0	0	0						
10/1	@ New York Jets	0	0	0	0	0	0	0	0	0	0	0	0						

# 2017 JACKSONVILLE JAGUARS

## REGULAR SEASON GAME-BY-GAME STATISTICS

10/8 @ Pittsburgh	Not on Team	1	1	4	4.0	4	0
10/15 Los Angeles Rams	Not on Team	0	0	0	0	0	0
10/22 @ Indianapolis	Not on Team	Not on Team					
11/5 Cincinnati	Not on Team	Not on Team					
11/12 Los Angeles Chargers	Not on Team	Not on Team					
11/19 @ Cleveland	0 0 0 0 0 0	Not on Team					
11/26 @ Arizona	0 0 0 0 0 0	Not on Team					
12/3 Indianapolis	0 0 0 0 0 0	Not on Team					
12/10 Seattle	1 1 5 5.0 5 0	Not on Team					
12/17 Houston	Inactive	Not on Team					
<b>TOTALS</b>		<b>1</b>	<b>1</b>	<b>5</b>	<b>5.0</b>	<b>5</b>	<b>0</b>

### Punt Returns

Date	Opponent	J.Mickens						M.Lee					
		No.	Yds.	Avg.	LG	FC	TD	No.	Yds.	Avg.	LG	FC	TD
9/10	@ Houston	Not on Team						1	7	7.0	7	3	0
9/17	Tennessee	Not on Team						1	4	4.0	4	0	0
9/24	Baltimore	Not on Team						2	2	1.0	2	1	0
10/1	@ New York Jets	Not on Team						1	0	0.0	0	2	0
10/8	@ Pittsburgh	Not on Team						0	0	0	0	0	0
10/15	Los Angeles Rams	Not on Team						0	0	0	0	0	0
10/22	@ Indianapolis	0	0	0.0	0	6	0	0	0	0	0	0	0
11/5	Cincinnati	3	82	27.3	63t	1	1	0	0	0	0	0	0
11/12	Los Angeles Chargers	7	30	4.3	14	1	0	0	0	0	0	0	0
11/19	@ Cleveland	4	38	9.5	12	1	0	0	0	0	0	0	0
11/26	@ Arizona	1	14	14.0	14	2	0	0	0	0	0	0	0
12/3	Indianapolis	0	0	0.0	0	2	0	0	0	0	0	0	0
12/10	Seattle	3	72	24.0	72	0	0	0	0	0	0	0	0
12/17	Houston	5	38	7.6	26	3	0	0	0	0	0	0	0
<b>TOTALS</b>		<b>23</b>	<b>274</b>	<b>11.9</b>	<b>72</b>	<b>16</b>	<b>1</b>	<b>5</b>	<b>13</b>	<b>2.6</b>	<b>7</b>	<b>6</b>	<b>0</b>

### Punt Returns

Date	Opponent	D.Westbrook						M.McCaffrey					
		No.	Yds.	Avg.	LG	FC	TD	No.	Yds.	Avg.	LG	FC	TD
9/10	@ Houston	Not on Team						Not on Team					
9/17	Tennessee	Not on Team						0	0	0	0	0	0
9/24	Baltimore	Not on Team						0	0	0	0	0	0
10/1	@ New York Jets	Not on Team						0	0	0	0	0	0
10/8	@ Pittsburgh	Not on Team						0	0	0.0	0	1	0

# 2017 JACKSONVILLE JAGUARS

## REGULAR SEASON GAME-BY-GAME STATISTICS

10/15	Los Angeles Rams	Not on Team	1	0	0.0	0	3	0
10/22	@ Indianapolis	Not on Team						
11/5	Cincinnati	Not on Team						
11/12	Los Angeles Chargers	Not on Team						
11/19	@ Cleveland	0	0	0	0	0	0	0
11/26	@ Arizona	0	0	0	0	0	0	0
12/3	Indianapolis	0	0	0	0	0	0	0
12/10	Seattle	0	0	0	0	0	0	0
12/17	Houston	1	19	19.0	19	0	0	0
<b>TOTALS</b>		<b>1</b>	<b>19</b>	<b>19.0</b>	<b>19</b>	<b>0</b>	<b>4</b>	<b>0</b>

Punt Returns		C.Grant					K.Cole						
Date	Opponent	No.	Yds.	Avg.	LG	FC	TD	No.	Yds.	Avg.	LG	FC	TD
9/10	@ Houston	0	0	0	0	0	0	0	0	0	0	0	0
9/17	Tennessee	0	0	0	0	0	0	0	0	0	0	0	0
9/24	Baltimore	0	0	0	0	0	0	0	0	0	0	0	0
10/1	@ New York Jets	0	0	0	0	0	0	0	0	0.0	0	1	0
10/8	@ Pittsburgh	0	0	0	0	0	0	0	0	0	0	0	0
10/15	Los Angeles Rams	0	0	0	0	0	0	0	0	0	0	0	0
10/22	@ Indianapolis	0	0	0	0	0	0	0	0	0	0	0	0
11/5	Cincinnati	0	6	0.0	6	0	0	0	0	0	0	0	0
11/12	Los Angeles Chargers	0	0	0	0	0	0	0	0	0	0	0	0
11/19	@ Cleveland	0	0	0	0	0	0	0	0	0	0	0	0
11/26	@ Arizona	0	0	0	0	0	0	0	0	0	0	0	0
12/3	Indianapolis	0	0	0	0	0	0	0	0	0	0	0	0
12/10	Seattle	0	0	0	0	0	0	0	0	0	0	0	0
12/17	Houston	0	0	0	0	0	0	0	0	0	0	0	0
<b>TOTALS</b>		<b>0</b>	<b>6</b>	<b>0.0</b>	<b>6</b>	<b>0</b>	<b>0</b>	<b>0</b>	<b>0</b>	<b>0.0</b>	<b>0</b>	<b>1</b>	<b>0</b>

KO Returns		C.Grant					J.Mickens						
Date	Opponent	No.	Yds.	Avg.	LG	FC	TD	No.	Yds.	Avg.	LG	FC	TD
9/10	@ Houston	0	0	0	0	0	0						
9/17	Tennessee	3	74	24.7	28	0	0						
9/24	Baltimore	0	0	0	0	0	0						
10/1	@ New York Jets	1	20	20.0	20	0	0						
10/8	@ Pittsburgh	0	0	0	0	0	0						

# 2017 JACKSONVILLE JAGUARS

## REGULAR SEASON GAME-BY-GAME STATISTICS

10/15	Los Angeles Rams	0	0	0	0	0	0	0	0	Not on Team	0	0	0	0
10/22	@ Indianapolis	0	0	0	0	0	0	0	0	0	0	0	0	0
11/5	Cincinnati	1	29	29.0	29	0	0	0	0	0	0	0	0	0
11/12	Los Angeles Chargers	2	51	25.5	28	0	0	0	0	0	0	0	0	0
11/19	@ Cleveland	0	0	0	0	0	0	0	0	0	0	0	0	0
11/26	@ Arizona	1	68	68.0	68	0	0	0	0	1	0	0.0	0	0
12/3	Indianapolis	2	46	23.0	31	0	0	0	0	0	0	0	0	0
12/10	Seattle	2	37	18.5	16	0	0	0	0	1	20	20.0	20	0
12/17	Houston	2	44	22.0	22	0	0	0	0	0	0	0	0	0
<b>TOTALS</b>		<b>14</b>	<b>369</b>	<b>26.4</b>	<b>68</b>	<b>0</b>	<b>0</b>	<b>0</b>	<b>0</b>	<b>2</b>	<b>20</b>	<b>10.0</b>	<b>20</b>	<b>0</b>

### KO Returns

### T.Bohanon

Date	Opponent	No.	Yds.	Avg.	LG	FC	TD
9/10	@ Houston	0	0	0	0	0	0
9/17	Tennessee	1	14	14.0	14	0	0
9/24	Baltimore	1	12	12.0	12	0	0
10/1	@ New York Jets	0	0	0	0	0	0
10/8	@ Pittsburgh	0	0	0	0	0	0
10/15	Los Angeles Rams	0	0	0	0	0	0
10/22	@ Indianapolis	0	0	0	0	0	0
11/5	Cincinnati	0	0	0	0	0	0
11/12	Los Angeles Chargers	0	0	0	0	0	0
11/19	@ Cleveland	0	0	0	0	0	0
11/26	@ Arizona	0	0	0	0	0	0
12/3	Indianapolis	0	0	0	0	0	0
12/10	Seattle	0	0	0	0	0	0
12/17	Houston	0	0	0	0	0	0
<b>TOTALS</b>		<b>2</b>	<b>26</b>	<b>13.0</b>	<b>14</b>	<b>0</b>	<b>0</b>

### Punting

### B.Nortman

Date	Opponent	No.	Yds.	Avg.	TB	In20	LG	Net
9/10	@ Houston	4	187	46.8	1	0	61	36.5
9/17	Tennessee	5	246	49.2	0	1	59	38.2
9/24	Baltimore	3	150	50.0	0	1	60	50.0
10/1	@ New York Jets	8	361	45.1	0	5	61	44.3
10/8	@ Pittsburgh	5	190	38.0	0	3	42	38.0
10/15	Los Angeles Rams	7	274	39.1	0	2	53	32.1



# 2017 JACKSONVILLE JAGUARS

## REGULAR SEASON GAME-BY-GAME STATISTICS

11/5	Cincinnati	Not on Team				
11/12	Los Angeles Chargers	Not on Team				
11/19	@ Cleveland	Not on Team				
11/26	@ Arizona	Not on Team				
12/3	Indianapolis	Not on Team				
12/10	Seattle	Not on Team				
12/17	Houston	Not on Team	17	15	15	11
<b>TOTALS</b>			<b>35</b>	<b>2117</b>	<b>26</b>	<b>48</b>



# **PLAYER BIOS**

**REGULAR SEASON WEEK 16 AT SAN FRANCISCO 49ERS**

# ELI ANKOU

[54]

## ELI ANKOU

DEFENSIVE LINEMAN

6-3 325 LBS


UCLA

BORN JUNE 8, 1994

OTTAWA, ONTARIO, CANADA

ACQ: WAIVERS (HOUSTON) 2017

EXP: ROOKIE



### TRANSACTIONS

Originally signed by Houston as an undrafted free agent on 5/12/17 ... Waived by Houston on 9/2/17 ... Signed by Jacksonville on 9/3/17

### PRO (Games played/started - 8/0)

Spent offseason program and training camp with the Houston Texans before being claimed off waivers by Jacksonville

### 2017 (w/ JAX - 8/0)

- **9/10 at HOU:** Saw action at DT and recorded one solo tackle
- **9/17 vs. TEN:** Recorded two solo tackles
- **9/24 vs. BAL:** Recorded two solo tackles
- **10/1 at NYJ:** Assisted on one tackle
- **10/8 at PIT:** Totaled four tackles (one solo)
- **10/15 vs LAR:** Recorded one solo tackle
- **10/22 at IND:** Assisted on two tackles and recorded his first career half-sack
- **11/5 vs. CIN:** Saw action at DT and on special teams
- **11/12 vs. LAC:** Inactive
- **11/19 at CLE:** Inactive
- **11/26 at ARI:** Inactive
- **12/3 vs. IND:** Inactive
- **12/10 vs. SEA:** Inactive
- **12/17 vs. HOU:** Inactive

### COLLEGE (at UCLA, 2012-16)

- Appeared in 38 games with 19 starts
- Totaled 91 tackles (49 solo), 1.5 sacks, eight tackles for a loss, three passes defensed and one fumble recovery in his college career

### PERSONAL

- Attended Red Lion Christian Academy (Bear, Del.)

### REGULAR SEASON CAREER STATISTICS

YEAR	TEAM	GP/GS	TKL	SOLO	ASST	ST	SACKS	FF	FR	PD	TFL
2017	JAX	8/0	13	7	6	0	0.5	0	0	0	0
<b>NFL totals: 1 yr.</b>		<b>8/0</b>	<b>13</b>	<b>7</b>	<b>6</b>	<b>0</b>	<b>0.5</b>	<b>0</b>	<b>0</b>	<b>0</b>	<b>0</b>

### 2017 GAME-BY-GAME STATISTICS

DATE	OPP	TKL	SOLO	ASST	ST	SACKS	FF	FR	PD	TFL	
09/10	at Houston	1	1	0	0	0.0	0	0	0	0	
09/17	vs. Tennessee	2	2	0	0	0.0	0	0	0	0	
09/24	vs. Baltimore	2	2	0	0	0.0	0	0	0	0	
10/01	at New York Jets	1	0	1	0	0.0	0	0	0	0	
10/08	at Pittsburgh	4	1	3	0	0.0	0	0	0	0	
10/15	vs. LA Rams	1	1	0	0	0.0	0	0	0	0	
10/22	at Indianapolis	2	0	2	0	0.5	0	0	0	0	
BYE WEEK											
11/05	vs. Cincinnati	0	0	0	0	0.0	0	0	0	0	
11/12	vs. LA Chargers					Inactive					
11/19	at Cleveland					Inactive					
11/26	at Arizona					Inactive					
12/03	vs. Indianapolis					Inactive					
12/10	vs. Seattle					Inactive					
12/17	vs. Houston					Inactive					
12/24	at San Francisco										
12/31	at Tennessee										
<b>2017 totals:</b>		<b>13</b>	<b>7</b>	<b>6</b>	<b>0</b>	<b>0.5</b>	<b>0</b>	<b>0</b>	<b>0</b>	<b>0</b>	



# TOMMY BOHANON

## 40 TOMMY BOHANON

FULLBACK

6-1 246 LBS


WAKE FOREST

BORN SEPTEMBER 10, 1990

FORT MYERS, FLORIDA

ACQ: FREE AGENT 2017

EXP: 4TH YEAR



### TRANSACTIONS

Originally drafted in the seventh round (215th overall) by the N.Y. Jets in 2013 ... Released on 9/3/16 ... Signed by Jacksonville on 4/17/17

### PRO (Games played/started - 50/23)

• Has played in 50 games with 23 starts over three seasons with the N.Y. Jets (2013-15) and Jacksonville

### 2017 (w/ JAX - 14/9)

- **9/10 at HOU:** Started at FB and recorded one rush for zero yards and one reception for one yard and one TD ... Helped pave the way for the team to rush for 155 yards
- **9/17 vs. TEN:** Started at FB
- **9/24 vs. BAL:** Recorded one reception for eight yards
- **10/1 at NYJ:** Started at FB and recorded two receptions for 14 yards
- **10/8 at PIT:** Started at FB and saw action on special teams
- **10/15 vs LAR:** Started at FB and saw action on special teams
- **10/22 at IND:** Recorded one reception for 14 yards
- **11/5 vs. CIN:** Recorded one reception for six yards
- **11/12 vs. LAC:** Saw action at FB and on special teams ... Filled in for LS **Matt Overton** as the team's long snapper on punts in the second half
- **11/19 at CLE:** Started at FB and rushed for three yards on one carry
- **11/26 at ARI:** Started at FB and saw action on special teams
- **12/3 vs. IND:** Saw action at FB and on special teams
- **12/10 vs. SEA:** Started at FB and saw action on special teams
- **12/17 vs. HOU:** Started at FB and had two carries for two yards and two TDs

### 2015 (w/ NYJ - 16/4)

- Played in all 16 games with four starts
- Tallied two rushes for two yards and four receptions for 56 yards (14.0 rec. avg.)
- Added eight special teams tackles

### 2014 (w/ NYJ - 4/2)

- Saw action in four games with two starts
- Totaled one rushing attempt for three yards and two receptions for 30 yards

### 2013 (w/ NYJ - 16/4)

- Played in all 16 games with eight starts during his rookie season
- Tallied 17 rushes for 62 yards and 11 receptions for 69 yards

### COLLEGE (at Wake Forest, 2009-12)

- In four seasons as a Deamon Deacon, started 22 of 49 games and rushed for 160 yards on 50 carries with three TDs
- Also caught 51 passes for 405 yards (7.9 rec. avg.) and seven TDs
- As a senior, started all 12 games and caught 23 passes for 208 yards (9.0 rec. avg.) with five TDs

### PERSONAL

- Three-time All-District, All-Conference and All-Area performer accumulated more than 1,500 yards and 18 TDs during his career at North Fort Myers (Fla.) High School
- Named team MVP as a senior, after rushing 50 times for 193 yards and four TDs
- Also lettered in track and baseball
- Played in college with Jaguars Special Assistant to the General Manager **John Idzik's** son, Brad Idzik

### REGULAR SEASON CAREER STATISTICS

YEAR	TEAM	GP/GS	NO	RUSHING				RECEIVING				
				YDS	AVG	LG	TD	NO	YDS	AVG	LG	TD
2013	NYJ	16/8	17	62	3.6	8	0	11	69	6.3	21	0
2014	NYJ	4/2	1	3	3.0	3	0	2	30	15.0	16	0
2015	NYJ	16/4	2	2	2.0	2	0	4	56	14.0	23	0
2017	JAX	14/9	5	5	1.0	3	2	6	43	7.2	14	1
NFL totals: 3 yrs. 50/23			25	72	2.9	8	2	23	198	8.6	23	1

### 2017 GAME-BY-GAME STATISTICS

DATE	GAME	NO	RUSHING				NO	RECEIVING				
			YDS	AVG	LG	TD		YDS	AVG	LG	TD	
09/10	at Houston	1	0	0.0	0	0	1	1	1.0	1	1	
09/17	vs. Tennessee	0	0	0.0	-	0	0	0	0.0	-	0	
09/24	vs. Baltimore	0	0	0.0	-	0	1	8	8.0	8	0	
10/01	at New York Jets	0	0	0.0	-	0	2	14	7.0	13	0	
10/08	at Pittsburgh	0	0	0.0	-	0	0	0	0.0	-	0	
10/15	vs. LA Rams	0	0	0.0	-	0	0	0	0.0	-	0	
10/22	at Indianapolis	1	0	0.0	0	0	1	14	14.0	14	0	
BYE WEEK												
11/05	vs. Cincinnati	0	0	0.0	-	0	1	6	6.0	6	0	
11/12	vs. LA Chargers	0	0	0.0	-	0	0	0	0.0	-	0	
11/19	at Cleveland	1	3	3.0	3	0	0	0	0.0	-	0	
11/26	at Arizona	0	0	0.0	-	0	0	0	0.0	-	0	
12/03	vs. Indianapolis	0	0	0.0	-	0	0	0	0.0	-	0	
12/10	vs. Seattle	0	0	0.0	-	0	0	0	0.0	-	0	
12/17	vs. Houston	2	2	1.0	1	2	0	0	0.0	-	0	
12/24	at San Francisco											
12/31	at Tennessee											
<b>2017 totals:</b>			<b>5</b>	<b>5</b>	<b>1.0</b>	<b>3</b>	<b>2</b>	<b>6</b>	<b>43</b>	<b>7.2</b>	<b>14</b>	<b>1</b>

**Additional Statistics:** two special teams tackles

# BLAKE BORTLES

5

## BLAKE BORTLES

QUARTERBACK

6-5 236 LBS


CENTRAL FLORIDA

BORN APRIL 28, 1992

OVIDO, FLORIDA

ACQ: 1ST ROUND OF 2014 DRAFT (3RD)

EXP: 4TH YEAR



### TRANSACTIONS

Originally drafted by Jacksonville in the first round (3rd overall) of the 2014 draft

### PRO (Games played/started - 60/59)

- Ranks third in career passing yards (14,388), pass attempts (2,145), pass completions (1,271) and passing touchdowns (88) in franchise history
- The first player in franchise history to have multiple games with four-plus passing TDs (four games)

### 2017 (w/ JAX - 14/14)

In the month of December, Bortles has completed 65 of 91 passes (71.4 comp. pct.) for 903 yards (301/game), 7 TDs and 0 INTs for a passer rating of 128.6. Bortles' 126.8 passer rating is the highest in December among QBs with at least 20 pass attempts

- **9/10 at HOU:** Started at QB and threw for 125 yards on 11-21 passing with one TD ... Completed his third consecutive contest with at least one TD and zero INTs dating back to Week 16 of the 2016 season ... Rushed three times for 13 yards
- **9/17 vs. TEN:** Completed 20-of-34 passes (58.8 comp. pct.) for 223 yards, one TD and two interceptions and added four rushes for 29 yards
- **9/24 vs. BAL:** Completed 20-of-31 passes for 244 yards, four TDs and rushed for 18 yards on three carries
- **10/1 at NYJ:** Completed 15-of-35 passes for 140 yards, one TD, one INT and rushed for 38 yards on four carries
- **10/8 at PIT:** Completed 8-of-14 passes for 95 yards and one INT
- **10/15 vs. LAR:** Completed 23-of-35 passes for 241 yards, one TD and one INT
- **10/22 at IND:** Completed 18-of-26 passes (69.2 comp. pct.) for 330 yards and one TD ... Threw for a career high 282 yards in the first half ... Finished game with 124.7 QB rating
- **11/5 vs. CIN:** Completed 24-of-38 passes (63.2 comp. pct.) for 259 yards and one TD and rushed for 20 yards on five carries
- **11/12 vs. LAC:** Completed 29-of-51 passes for 273 yards, one TD, two INTs and rushed for 34 yards on five carries ... Led an 11-play, 84 yard drive (all passes) that concluded with a WR **Marqise Lee** TD to tie the game in the third quarter
- **11/19 at CLE:** Completed 17-of-30 passes for 154 yards, one TD and rushed for four yards on four carries
- **11/26 at ARI:** Completed 19-of-33 passes for 160 yards, one INT and rushed for a team-high 62 yards on six carries with a career-high two rushing TDs
- **12/3 vs. IND:** Completed 26-of-35 passes (74.3 comp. pct.) for 309 yards, two TDs and rushed three times for 27 yards.
- **12/10 vs. SEA:** Completed 18-of-27 passes (66.7 comp. pct.) for 268 yards, two TDs and a QB rating of 123.7 ... Bortles in December: 44-of-62 passing (71.0 comp. pct) for 577 yards (288.5/game), four TDs and zero INTs ... Passer rating of 121.5 in December is highest in the NFL this season ... Only QB to throw for 250+ yards and two-plus TDs with zero INTs in back-to-back games in December
- **12/17 vs. HOU:** Completed 21-of-29 passes (72.4 comp. pct) for 326 yards, three TDs and a career-high 143.8 QB rating

### 2016 (w/ JAX - 16/16)

Completed 368 of 625 passes, both being single-season franchise records, for 3,905 yards, 23 TDs and 16 INTs for a 78.8 passer rating ... Marked his second consecutive season with more than 3,500 passing yards and 20 TDs, the first player in franchise history to achieve this feat ... Threw his 1,000th career completion against Indianapolis in Week 17 to become the sixth-fastest player in NFL history ... Was one of two players (ATL's **Matt Ryan**) in the league responsible for a TD (passing/rushing/receiving) in every game

- **9/11 vs. G.B.:** Completed 24-of-39 passes (61.5 comp. pct.) for 320 yards, one TD and one INT for an 85.4 passer rating ... His 187 first-half passing yards were most for his career ... His 320 yards are the most by a Jaguars QB on kickoff weekend in franchise history
- **9/18 at S.D.:** Completed 31-of-50 passes (62.0 comp. pct.) for 329 yards, two TDs and two INTs for a 77.8 passer rating
- **9/25 vs. BAL:** Completed 24-of-38 passes (63.2 comp. pct.) for 194 yards, two TDs and three INTs for a 60.6 passer rating ... Eclipsed 50 career passing TDs in his 33rd career game, becoming the fastest Jaguars QB to 50 career passing TDs, surpassing the previous mark set by **Mark Brunell** (41 games)
- **10/2 vs. IND:** Completed 19-of-33 passes (57.6 comp. pct.) for 207 yards and two TDs ... Posted a season-best 96.4 passer rating ... Rushed seven times for 36 yards and his third career rushing TD
- **10/16 at CHI:** Completed 20 of 33 passes (60.6 comp. pct.) for 271 yards, one

TD and one INT for an 84.3 passer rating ... Trailing 16-10 with 3:18 remaining in the fourth quarter, Bortles engineered a four-play, 78-yard drive that culminated in a 51-yard TD pass to WR **Arrelious Benn** with 2:58 remaining ... The victory marked Bortles' fifth come-from-behind fourth-quarter victory

- **10/23 vs. OAK:** Accounted for 279 yards of offense, completing 23 of 42 passes (53.5 comp. pct.) for 246 yards, one TD and two INTs for a 58.9 passer rating, as well as rushing for 33 yards on five carries
- **10/27 at TEN:** Completed 33-for-54 passes (61.1 comp. pct.) for 337 yards and three TDs for a 97.5 passer rating
- **11/6 at K.C.:** Completed 22-for-41 passes (53.7 comp. pct.) for 252 yards, two TDs and one INT
- **11/13 vs. HOU:** Completed 32-of-49 passes (65.3 comp. pct.) for 265 yards, two TDs and one INT for an 84.1 passer rating
- **11/20 at DET:** Completed 22-of-35 passes (62.9 comp. pct.) for 202 yards, two TDs and two INTs
- **11/27 at BUF:** Completed 13-of-26 passes (50.0 comp. pct.) for 126 yards and two TDs ... Ran for a career-high, team-high 81 yards
- **12/4 vs. DEN:** Completed 19-of-42 passes (45.2 comp. pct.) for 181 yards and two INTs ... Rushed two times for 29 yards, including a 22-yard TD run
- **12/11 vs. MIN:** Completed 23-of-37 passes (62.2 comp. pct.) for 257 yards and one TD for a 91.8 passer rating ... Rushed three times for 13 yards
- **12/18 at HOU:** Completed 12-of-28 passes for 92 yards and one INT ... Rushed two times for one TD
- **12/24 vs. TEN:** Completed 26-of-38 passes for 325 yards and one TD ... His 103.5 passer rating was a season-high and his best mark since he posted a 124.5 passer rating at New Orleans on Dec. 27, 2015 ... Also had a receiving TD on a throw-back pass from WR **Marqise Lee**, becoming the first player in NFL history to record 300-plus passing yards and at least one receiving TD
- **1/1 at IND:** Completed 25-of-39 passes for 301 yards, one touchdown and posted a 96.2 passer rating ... Threw for 300+ yards in back-to-back games for the second time this season and for the fourth time in his career

### 2015 (w/ JAX - 16/16)

Completed 355 of 606 passes (58.6 comp. pct.) for 4,428, 35 TDs and 18 INTs for an 88.2 passer rating ... Set single-season franchise records for yards, completions, attempts and touchdowns ... Threw a TD in 15 straight games from 9/13/15 to 12/27/15, the longest streak in franchise history ... Threw for the NFL's second-most passing TDs (35) in 2015, behind only New England's **Tom Brady** ... Joins **Dan Marino** (1984) as the only first- or second-year QBs in NFL history to throw for 4,400-plus yards and 35-plus TDs in a single season ... Became the youngest QB in NFL history to throw for 4,000-plus yards and 35-plus TDs and rush for 300-plus yards in a season. ... The only other players in NFL history to achieve the feat are **Daunte Culpepper** (2004) and **Steve Young** (1998) ... Finished the season with 72 completions of 20-plus yards, the most in the NFL and the most in a season in Jaguars history (the previous record for completions of 20-plus yards by a Jaguars QB was 44, set by **Mark Brunell** in 1997 and 2001 and **David Garrard** in 2004) ... Threw for 300-plus yards on six occasions in 2015, tied for the most 300-yard passing games by a Jaguars QB in a single season ... Youngest QB in NFL history to throw for at least 25 TDs and rush for at least one TD in a single season

- **9/13 vs. CAR:** Became the second QB in franchise history to start on opening day before turning 24 years old ... Completed 22-of-40 for 183 yards and 1 TD, while also rushing four times for 26 yards (6.5 rush avg.) ... Surpassed 3,000 career passing yards on a 6-yard TD completion to **Rashad Greene** in the second quarter ... His 22 completions are tied for the seventh-most in a season opener in franchise history
- **9/20 vs. MIA:** Completed 18-of-33 for 273 yards and two TDs ... Captained his second career fourth-quarter game-winning drive, marching the Jaguars 66 yards on nine plays to set up K **Jason Myers'** game-winning 28-yard FG with :40 left
- **10/4 at IND:** Completed 28-of-50 passes (56.0 comp. pct.) for 298 yards and one TD for an 80.2 passer rating ... The 50 pass attempts by Bortles were the most of his career and the fifth-most in franchise history ... Joins **Byron Leftwich** (54), **Mark Brunell** (52, 50) and **Chad Henne** (51, 51) as the only players in Jaguars history to register 50-plus pass attempts in a single game
- **10/11 at T.B.:** Completed 23-of-33 passes (69.7 comp. pct.) for 303 yards, four TDs and one INT ... First time in Bortles' 19-game career that he threw three or more touchdowns ... Bortles joins **Mark Brunell** (11/29/98), **David Garrard** (10/31/10), **Quinn Gray** (12/30/07) and **Chad Henne** (11/18/12) as the only Jaguars quarterbacks to throw for four touchdowns in a single game
- **10/18 vs. HOU:** Completed 30-of-53 passes for 331 yards, three TDs and three INTs ... His 53 pass attempts were the second-most in franchise history and most since **Byron Leftwich** recorded 54 on 10/10/04 at San Diego ... Has thrown for 300+ yards in back-to-back games for the first time in his career
- **10/25 vs. BUF:** Completed 13-of-29 passes for 182 yards, 2 TDs and one INT ... Threw a 31-yard game-winning touchdown pass to WR **Allen Hurns** with 2:25 remaining in the fourth quarter
- **11/8 at NYJ:** Completed 24 of 40 passes for a career-high 381 yards, two TDs and two INTs ... 381 passing yards were fourth-most in franchise history ... Joins **Mark Brunell** as the only QBs in franchise history to throw for 375-plus yards in a single game ... Has thrown for two-plus touchdowns in four consecutive games, tying the franchise record for most consecutive games with two-plus passing TDs (**Chad Henne** in 2013 and **David Garrard** in 2007)
- **11/19 vs. TEN:** Completed 21 of 30 passes for 242 yards, one TD and one INT

# BLAKE BORTLES

for a 91.2 passer rating ... His fourth-quarter TD pass to **Julius Thomas** was his 20th of the season, placing him with **David Garrard** (23 in 2010) and **Mark Brunell** (20 in 1998 and 2000) as the only QBs in Jaguars history to throw for 20-plus TD passes in a season

- **11/29 vs. S.D.:** Completed 30-of-49 passes for 329 yards, two TDs and one INT ... The fourth game with at least 300 passing yards and two passing TDs in 2015, the most such games ever in Jaguars single-season history
- **12/6 at TEN:** Completed 24-of-36 passes for 322 yards and a career-high five TDs ... Became the youngest player in NFL history to throw for 320-plus yards, five-plus TDs and zero INTs in a single game ... His five TDs is the most by a Jaguars QB in a single game ... Joins **Dan Marino** (22, 1984) and **Matthew Stafford** (23, 2011) as the only QBs age 23-or-younger in NFL history to throw for 27 or more TDs through the first 12 games of the season ... Tallied a career-high 134.5 passer rating
- **12/13 vs. IND:** Completed 16 of 30 passes (58.3 completion pct.) for 250 yards and three TDs for a 114.6 passer rating ... Joins Dan Marino (36, 1984) and Kurt Warner (34, 1999) as the only first- or second-year QBs to throw for 30-plus passing TDs through 13 games in a season ... Bortles (23) and Marino (22) are the only players age 23-or-younger to throw for 30-plus TDs through 13 games in a season ... Bortles' fourth career game with a passer rating of 100-plus and his fourth career game with three-plus passing TDs ... Has become the first player in Jaguars history to throw for three-plus TDs and zero INTs in back-to-back games
- **12/27 at N.O.:** Completed 27-of-35 passes (77.1 comp. percentage) for 368 yards, four TDs and two INTs for a passer rating of 124.5, his third highest of the season ... Bortles' 77.1 comp. percentage was the second-highest in his NFL career ... In the second half, completed 18-of-21 passes (85.7 comp. percentage) for 288 yards, three TDs and zero INTs for a perfect 158.3 passer rating

## 2014 (w/ JAX - 14/13)

Set franchise single-season records for a rookie with 2,908 passing yards and 280 completions while throwing for 11 TDs ... Led all NFL QBs with a 7.48 average per rush, rushing 56 times for 419 yards ... Marked the highest single-season rushing average by a QB in team history and his 419 rushing yards were second-most in team history (480, **Mark Brunell**, 1995) ... Finished with 37 completions of 20-plus yards ... Became 16th QB in Jaguars history to start a game and was one of seven rookie QBs to make their NFL debut in 2014 ... Took over as the team's starting QB in Week 4 and started the final 13 games ... Was 280 of 475 passing for 2,908 yards with 11 TDs/17 INTs and 69.5 rating ... Had 21 completions of 25-plus yards ... Rushed for 419 yards on 56 carries (7.48 avg.), the highest average by a NFL QB and second-most rushing yards by a Jaguars QB in a season

- **9/7 at PHI:** Dressed but did not play in season-opener
- **9/14 at WAS:** Dressed but did not play
- **9/21 vs. IND:** Made his NFL debut after he was inserted into the lineup to start the second half and finished 14 of 24 passing for 223 yards with two TDs/two INTs for an 82.5 passer rating ... Had four completions of 20-plus yards including a 63-yard TD pass to **Allen Hurns** ... Also had 30 rushing yards including 20-yard rush ... Engineered the offense to 289 yards in the second half after the club managed only 55 yards in the first half
- **9/28 at SD:** Made first career start and totaled 29 of 37 passing for 254 yards with one TD and two INTs for an 81.7 passer rating ... Completed 78.4 percent of his passes, the highest in NFL history for a rookie quarterback in his first career start with a minimum 30 attempts ... Hooked up with TE **Nic Jacobs** for a two-yard score in the second quarter ... Had five carries for 24 yards ... His 29 completions set single-game franchise record by a rookie and his completions, attempts and yards were most by a Jaguars rookie QB in first career start
- **10/5 vs. PIT:** Started at QB for first time at home and was 22 of 36 passing for 191 yards with two INTs for a 52.0 rating
- **10/12 at TEN:** Threw for 336 yards and one TD on 32 of 46 passing (69.6 pct.), tying **Byron Leftwich** (10/5/03 vs. San Diego) for most passing yards by a rookie in team history ... His 46 attempts and 32 completions were the most in franchise history by a rookie ... Had a 59-yard completion to TE **Clay Harbor** and hooked up with Harbor for a 20-yard TD pass in the fourth quarter ... Marked first AFC South start ... Led team in rushing with five carries for 38 yards
- **10/19 vs. CLE:** Was 17 of 31 passing for 159 yards with one TD and 3 INTs ... Had 31-yard TD pass to WR **Allen Robinson** in the second quarter ... Added five carries for 37 yards with a long of 18 yards. Had four completions of 20-plus yards
- **10/26 vs. MIA:** Threw for 221 yards and one TD on 18 of 34 passing ... Had two INTs, both returned for scores ... Hooked up with **Allen Robinson** for a 48-yard TD in the fourth quarter
- **11/2 at CIN:** Posted a career-best 96.4 rating on 22 of 33 passing (66.7 pct.) with two TDs and one INT ... Had TD passes to **Allen Hurns** of 40 and 18 yards
- **11/9 vs. DAL:** Completed 22 of 37 passes for 290 yards with one INT for a 73.0 rating ... Had four completions of 20-plus yards including a 53-yard pass to WR **Cecil Shorts**
- **11/23 at IND:** Threw for 146 yards on 15 of 27 passing
- **11/30 vs. NYG:** Completed 21 of 35 passes for 194 yards with one TD for an 84.7 rating ... Had first career fourth-quarter comeback win, leading team on a 11-play, 70-yard drive that culminated with a **Josh Scobee** FG ... Had a 30-yard TD pass to **Marqise Lee** in the third quarter and finished with four completions of 20-plus yards ... Added a career-high 68 rushing yards on five carries including a 29-yard rush ... Became only the third starting rookie quarterback to lead his team to a comeback win of 21 or more points since at least 1970
- **12/7 vs. HOU:** Was 20 of 39 passing for 205 yards with one TD for a 64.6 rating

- ... Had a four-yard TD pass to **Allen Hurns** in the first quarter, his first career TD pass in the first quarter ... Had three completions of 20-plus yards
- **12/14 at BAL:** Had three completions of 20-plus yards and finished 21 of 37 passing for 210 yards with one INT for a 61.8 rating
- **12/18 vs. TEN:** Earned first career division win, throwing for 115 yards and one TD ... Had a 34-yard completion to **Marqise Lee** in the third quarter ... Had five carries for 50 yards with runs of 19, 15 and 13 yards
- **12/28 at HOU:** Threw for 117 yards in season-finale on 14 of 33 passing and led team with 61 yards on three carries (20.3 avg.) ... Had a 34-yard rush in the fourth quarter, his longest rush of his career ... Set single-season franchise-record for passing yards by a rookie with 2,908

## COLLEGE (at Central Florida, 2011-13)

- Played in 37 games with 30 starts
- Declared for the NFL Draft following his junior season
- Compiled a 22-5 record as a starter
- Career totals included 585 of 891 passing for 7,598 yards with 56 TDs/19 INT
- Ranked fourth in school history for passing yards and TDs
- As a junior, finished 259 of 382 passing (67.8 pct.) for 3,581 yards with 25 TDs/9 INTs and led team to a 12-1 mark and a Fiesta Bowl win
- Named MVP of the Fiesta Bowl with a win over Baylor, throwing for 301 yards and three TDs
- Majored in Interpersonal/Organizational Communication and minored in Sports and Fitness

## PERSONAL

- Attended Oviedo High School where he finished his career by setting Seminole County records with 5,576 yards and 53 TDs
- Captured MVP award at the Central Florida All-Star game following senior year
- Also lettered in baseball
- His brother, Colby, plays baseball for the Detroit Tigers
- Son of Suzy and Rob Bortles
- Twitter handle is @BBortles5



## REGULAR SEASON CAREER STATISTICS

PASSING											
YEAR	TEAM	P/S	COMP	ATT	PCT	YDS	AVG	TD	INT	SK	RTG
2014	JAX	14/13	280	475	58.9	2,908	6.1	11	17	55	69.5
2015	JAX	16/16	355	606	58.6	4,428#	7.3	35#	18	51	88.2
2016	JAX	16/16	368#	625#	58.9	3,905	6.2	23	16	34	78.8
2017	JAX	14/14	268	439	61.0	3,147	7.2	19	8	21	89.7
<b>NFL totals: 4 yrs.</b>		<b>60/59</b>	<b>1,271</b>	<b>2,145</b>	<b>59.3</b>	<b>14,388</b>	<b>6.7</b>	<b>88</b>	<b>59</b>	<b>161</b>	<b>81.6</b>

# single-franchise record

RUSHING						
YEAR	TEAM	W-L*	ATT	YDS	AVG	TD
2014	JAX	3-10	56	419	7.5	0
2015	JAX	5-11	52	310	6.0	2
2016	JAX	3-13	58	359	6.2	3
2017	JAX	10-4	51	282	5.5	2
<b>NFL totals: 4 yrs.</b>		<b>21-38</b>	<b>210</b>	<b>1,372</b>	<b>6.2</b>	<b>7</b>

\* games started



## CAREER HIGHS

	GAME	SEASON
<b>Passing completions:</b>	33 (10/27/16 at TEN)	368 (2016)
<b>Passing attempts:</b>	54 (10/27/16 at TEN)	625 (2016)
<b>Passing percentage:</b>	78.4 (9/28/14 at S.D.)	58.9 (2016)
<b>Passing yards:</b>	381 (11/8/15 at NYJ)	4,428 (2015)
<b>Passing touchdowns:</b>	5 (12/6/15 at TEN)	35 (2015)
<b>Passer rating:</b>	134.5 (12/6/15 at TEN)	88.2 (2015)
<b>Rushing attempts:</b>	7 (12/10/17 vs. SEA)	58 (2016)
<b>Rushing yards:</b>	81 (11/27/16 at BUF)	419 (2014)
<b>Rushing touchdowns:</b>	2 (11/26/17 at ARI)	3 (2016)

# BLAKE BORTLES

## 2017 GAME-BY-GAME STATISTICS

PASSING											
DATE	OPP	P/S	COMP	ATT	PCT	YDS	AVG	TD	INT	SK	RTG
09/10	at HOU	1/1	11	21	52.4	125	6.0	1	0	0	86.4
09/17	vs. TEN	1/1	20	34	58.8	223	6.6	1	2	2	63.7
09/24	vs. BAL	1/1	20	31	64.5	244	7.9	4	0	0	128.2
10/01	at NYJ	1/1	15	35	42.9	140	4.0	1	1	1	52.1
10/08	at PIT	1/1	8	14	57.1	95	6.8	0	1	2	48.0
10/15	vs. LAR	1/1	23	35	65.7	241	6.9	1	1	5	83.2
10/22	at IND	1/1	18	26	69.2	330	12.7	1	0	1	124.7
BYE WEEK											
11/05	vs. CIN	1/1	24	38	63.1	259	6.6	1	0	0	91.9
11/12	vs. LAC	1/1	28	51	54.9	278	5.4	1	2	3	60.3
11/19	at CLE	1/1	17	30	56.7	154	5.1	1	0	2	81.8
11/26	at AZ	1/1	19	33	57.6	160	4.8	0	1	3	57.6
12/03	vs. IND	1/1	26	35	74.3	309	9.4	2	0	1	119.8
12/10	vs. SEA	1/1	18	27	66.7	268	9.9	2	0	0	123.7
12/17	vs. HOU	1/1	21	29	72.4	326	11.2	3	0	1	143.8
12/24	at SF										
12/31	at TEN										
<b>2017 totals:</b>	<b>14/14</b>	<b>268</b>	<b>439</b>	<b>61.0</b>	<b>3,147</b>	<b>7.2</b>	<b>19</b>	<b>8</b>	<b>21</b>	<b>89.7</b>	

## RUSHING

DATE	OPP	W/L	ATT	YDS	AVG	LG	TD
09/10	at HOU	W	3	13	4.3	15	0
09/17	vs. TEN	L	4	29	7.3	11	0
09/24	vs. BAL	W	3	18	6.0	9	0
10/01	at NYJ	L	4	38	9.5	27	0
10/08	at PIT	W	1	9	9.0	9	0
10/15	vs. LAR	L	2	19	9.5	17	0
10/22	at IND	W	4	11	2.8	5	0
BYE WEEK							
11/05	vs. CIN	W	5	20	4.0	7	0
11/12	vs. LAC	W	5	34	6.8	14	0
11/19	at CLE	W	4	4	1.0	3	0
11/26	at AZ	L	6	62	10.3	28	2
12/03	vs. IND	W	3	27	9.0	20	0
12/10	vs. SEA	W	7	-2	-0.3	2	0
12/17	vs. HOU	W	0	0	0.0	-	0
12/24	at SF						
12/31	at TEN						
<b>2017 totals:</b>	<b>10-4</b>	<b>51</b>	<b>282</b>	<b>5.5</b>	<b>28</b>	<b>2</b>	

## 2016 GAME-BY-GAME STATISTICS

PASSING											
DATE	OPP	P/S	COMP	ATT	PCT	YDS	AVG	TD	INT	SK	RTG
09/11	vs. G.B.	1/1	24	39	61.5	320	8.2	1	1	3	85.4
09/18	at S.D.	1/1	31	50	62.0	329	6.6	2	2	2	77.8
09/25	vs. BAL	1/1	24	38	63.2	194	5.1	2	3	4	60.6
10/02	vs. IND	1/1	19	33	57.6	207	6.3	2	0	3	96.4
BYE WEEK											
10/16	at CHI	1/1	20	33	60.6	271	8.2	1	1	2	84.3
10/23	vs. OAK	1/1	23	43	53.5	246	5.7	1	2	1	58.9
10/27	at TEN	1/1	33	54	61.1	337	6.2	3	0	2	97.5
11/06	at K.C.	1/1	22	41	53.7	252	6.1	2	1	2	78.5
11/13	vs. HOU	1/1	32	49	65.3	265	5.4	2	1	2	84.1
11/20	at DET	1/1	22	35	62.9	202	5.8	2	2	0	73.8
11/27	at BUF	1/1	13	26	50.0	126	4.9	2	0	2	89.6
12/04	vs. DEN	1/1	19	42	45.2	181	4.3	0	2	1	37.9
12/11	vs. MIN	1/1	23	37	62.2	257	6.9	1	0	4	91.8
12/18	at HOU	1/1	12	28	42.9	92	3.3	0	1	2	36.6
12/24	vs. TEN	1/1	26	38	68.4	325	8.6	1	0	2	103.5
01/01	at IND	1/1	25	39	64.1	301	7.7	1	0	2	96.2
<b>2016 totals:</b>	<b>16/16</b>	<b>368</b>	<b>625</b>	<b>58.9</b>	<b>3,905</b>	<b>6.2</b>	<b>23</b>	<b>16</b>	<b>34</b>	<b>78.8</b>	

**Additional statistics:** one reception for 20 yards and one TD on 12/24/16 vs. TEN.

## RUSHING

DATE	OPP	W/L	ATT	YDS	AVG	LG	TD
09/11	vs. G.B.	L	2	2	1.0	3	0
09/18	at S.D.	L	3	34	11.3	24	0
09/25	vs. BAL	L	3	17	5.7	9	0
10/02	vs. IND	W	7	36	5.1	9	1
BYE WEEK							
10/16	at CHI	W	3	1	0.3	3	0
10/23	vs. OAK	L	5	33	6.6	17	0
10/27	at TEN	L	4	22	5.5	12	0
11/06	at K.C.	L	6	54	9.0	26	0
11/13	vs. HOU	L	3	11	3.7	11	0
11/20	at DET	L	1	3	3.0	3	0
11/27	at BUF	L	8	81	10.1	27	0
12/04	vs. DEN	L	2	29	14.5	22	1
12/11	vs. MIN	L	3	13	4.3	6	0
12/18	at HOU	L	2	-5	-2.5	1	1
12/24	vs. TEN	W	3	7	2.3	7	0
01/01	at IND	L	3	21	7.0	16	0
<b>2016 totals:</b>	<b>3-13</b>	<b>58</b>	<b>359</b>	<b>6.2</b>	<b>27</b>	<b>3</b>	

# BLAKE BORTLES

## 2015 GAME-BY-GAME STATISTICS

PASSING											
DATE	OPP	P/S	COMP	ATT	PCT	YDS	AVG	TD	INT	SK	RTG
09/13	vs. CAR	1/1	22	40	55.0	183	4.6	1	2	5	54.5
09/20	vs. MIA	1/1	18	33	54.5	273	8.3	2	0	0	102.2
09/27	at N.E.	1/1	17	33	51.5	242	7.3	2	1	2	83.1
10/04	at IND	1/1	28	50	56.0	298	6.0	1	0	1	80.2
10/11	at T.B.	1/1	23	33	69.7	303	9.2	4	1	6	125.4
10/18	vs. HOU	1/1	30	53	56.6	331	6.2	3	3	3	70.6
10/25	vs. BUF	1/1	13	29	44.8	182	6.3	2	1	2	74.2
BYE WEEK											
11/08	at NYJ	1/1	24	40	60.0	381	9.5	2	2	6	87.6
11/15	at BAL	1/1	22	45	48.9	188	4.2	2	1	3	65.8
11/19	vs. TEN	1/1	21	30	70.0	242	8.1	1	1	4	91.2
11/29	vs. S.D.	1/1	30	49	61.2	329	6.7	2	1	2	86.2
12/06	at TEN	1/1	24	36	66.7	322	8.9	5*	0	2	134.5
12/13	vs. IND	1/1	16	30	53.3	250	8.3	3	0	3	114.6
12/20	vs. ATL	1/1	23	38	60.5	297	7.8	1	1	2	82.9
12/27	at N.O.	1/1	27	35	77.1	368	10.5	4	2	2	124.5
01/03	at HOU	1/1	17	32	53.1	239	7.5	0	2	8	51.4
<b>2015 totals:</b>		<b>16/16</b>	<b>355#</b>	<b>606#</b>	<b>58.6</b>	<b>4,428#</b>	<b>7.3</b>	<b>35#</b>	<b>18</b>	<b>51</b>	<b>88.2</b>

\* single-game franchise record  
# single-season franchise record

## RUSHING

DATE	OPP	W/L	ATT	YDS	AVG	LG	TD
09/13	vs. CAR	L	4	26	6.5	12	0
09/20	vs. MIA	W	2	27	13.5	28	0
09/27	at N.E.	L	3	7	2.3	3	0
10/04	at IND	L	4	31	7.8	14	0
10/11	at T.B.	L	1	21	21.0	21	0
10/18	vs. HOU	L	4	37	9.3	12	0
10/25	vs. BUF	W	5	-3	-0.6	1	0
BYE WEEK							
11/08	at NYJ	L	4	32	8.0	11	0
11/15	at BAL	W	2	25	12.5	14	0
11/19	vs. TEN	W	2	9	4.5	13	0
11/29	vs. S.D.	L	6	33	5.5	10	0
12/06	at TEN	L	2	-1	-0.5	0	0
12/13	vs. IND	W	4	17	4.3	15	1
12/20	vs. ATL	L	6	44	7.3	13	1
12/27	at N.O.	L	3	5	1.7	5	0
01/03	at HOU	L	0	0	0.0	-	0
<b>2015 totals:</b>		<b>5-11</b>	<b>52</b>	<b>310</b>	<b>6.0</b>	<b>28</b>	<b>2</b>

## 2014 GAME-BY-GAME STATISTICS

PASSING											
DATE	OPP	P/S	COMP	ATT	PCT	YDS	AVG	TD	INT	SK	RTG
09/07	at PHI	0/0									DNP
09/14	at WAS	0/0									DNP
09/21	vs. IND	1/0	14	24	58.3	223	9.3	2	2	1	82.5
09/28	at S.D.	1/1	29	37	78.4	254	6.9	1	2	3	81.8
10/05	vs. PIT	1/1	22	36	61.1	191	5.3	0	2	1	52.0
10/12	at TEN	1/1	32	46	69.6	336	7.3	1	1	6	88.6
10/19	vs. CLE	1/1	17	31	54.8	159	5.1	1	3	2	40.3
10/26	vs. MIA	1/1	18	34	52.9	221	6.5	1	2	4	58.6
11/02	at CIN	1/1	22	33	66.8	247	7.5	2	1	1	96.4
11/09	vs. DAL	1/1	22	37	59.5	290	7.8	0	1	4	73.0
BYE WEEK											
11/23	at IND	1/1	15	27	55.6	146	5.4	0	1	4	55.5
11/30	vs. NYG	1/1	21	35	60.0	194	5.5	1	0	7	84.7
12/07	vs. HOU	1/1	20	39	51.3	205	5.3	1	1	4	64.6
12/14	at BAL	1/1	21	37	56.8	210	5.7	0	1	8	61.8
12/18	vs. TEN	1/1	13	26	50.0	115	4.4	1	0	4	75.0
12/28	at HOU	1/1	14	33	42.4	117	3.5	0	0	5	52.2
<b>2015 totals:</b>		<b>14/13</b>	<b>280</b>	<b>475</b>	<b>58.9</b>	<b>2,908</b>	<b>6.1</b>	<b>11</b>	<b>17</b>	<b>55</b>	<b>69.5</b>

## RUSHING

DATE	OPP	W/L*	ATT	YDS	AVG	LG	TD
09/07	at PHI						
09/14	at WAS						
09/21	vs. IND		2	30	15.0	20	0
09/28	at S.D.	L	5	24	4.8	8	0
10/05	vs. PIT	L	4	14	3.5	11	0
10/12	at TEN	L	5	38	7.6	11	0
10/19	vs. CLE	W	5	37	7.4	18	0
10/26	vs. MIA	L	6	48	8.0	32	0
11/02	at CIN	L	4	10	2.5	5	0
11/09	vs. DAL	L	3	3	1.0	1	0
BYE WEEK							
11/23	at IND	L	5	24	4.8	20	0
11/30	vs. NYG	W	5	68	13.6	29	0
12/07	vs. HOU	L	3	10	3.3	7	0
12/14	at BAL	L	1	2	2.0	2	0
12/18	vs. TEN	W	5	50	10.0	19	0
12/28	at HOU	L	3	61	20.3	34	0
<b>2015 totals:</b>		<b>3-10*</b>	<b>56</b>	<b>419</b>	<b>7.5</b>	<b>34</b>	<b>0</b>


\* games started

# A.J. BOUYE

21

## A.J. BOUYE

CORNERBACK  
6-0 191 LBS.  
CENTRAL FLORIDA  
BORN AUGUST 16, 1991  
TUCKER, GEORGIA  
ACQ: UFA (HOUSTON) 2017  
EXP: 5TH YEAR



### TRANSACTIONS

Originally signed by Houston as an undrafted free agent on 5/10/13 ... Re-signed by Houston as a restricted free agent on 3/28/16 ... Signed by Jacksonville as an unrestricted free agent on 3/10/17

### PRO (Games played/started - 64/33, 3/2)

• Career totals include 175 tackles (152 solo), 48 passes defended, 12 INTs, 1.0 sack, one forced fumble and one fumble recovery

### 2017 (w/ JAX - 14/14)

Tied for second in the NFL with six INTs, trailing only DET **Darius Slay** (7)

- **9/10 at HOU:** Started at RCB and was tied for second on the team with six tackles (five solo) and also recorded one pass defended
- **9/17 vs. TEN:** Started at RCB and was tied for second on the team with six solo tackles and one pass defended
- **9/24 vs. BAL:** Started at RCB and recorded one INT and one pass defended
- **10/1 at NYJ:** Started at RCB and recorded two solo tackles, one INT and two passes defended ... Recorded an INT in back-to-back games for the first time in his career
- **10/8 at PIT:** Started at RCB and recorded three solo tackles and one pass defended
- **10/15 vs. LAR:** Started at RCB and recorded four solo tackles and one pass defended
- **10/22 at IND:** Started at RCB and recorded five solo tackles and two passes defended
- **11/5 vs. CIN:** Started at RCB ... Held CIN QB **Andy Dalton** to a season-low 163 yards passing
- **11/12 vs. LAC:** Started at RCB and recorded four tackles (three solo), one pass defended and an INT in overtime that set up K **Josh Lambo's** game-winning FG
- **11/19 at CLE:** Started at RCB and recorded two solo tackles, one pass defended and one INT, which set a new career-high interception mark
- **11/26 at ARI:** Started at RCB and recorded four solo tackles and one pass defended
- **12/3 vs. IND:** Started at RCB and recorded a season-high seven solo tackles
- **12/10 vs. SEA:** Started at RCB and recorded two solo tackles, a career-high two INTs and three passes defended
- **12/17 vs. HOU:** Started at RCB and recorded four solo tackles while limiting **T.J. Yates** to 128 yards passing

### 2016 (w/ HOU, 15/11, 2/2)

Led the team and tied for ninth in the NFL with 16 passes defended ... Set career highs with 11 starts, 62 tackles, 16 passes defended, two tackles for loss and one QB hit ... Tied with ATL DB **Robert Alford** for the most passes defended in the postseason (six)

- **9/11 vs. CHI:** Recorded first career sack on CHI QB **Jay Cutler**, the first sack by a Houston CB since **Demarcus Faggins** vs. Buffalo on 11/19/06
- **9/18 vs. K.C.:** Finished with four tackles (three solo) and tied for the team lead with two passes defended
- **10/2 vs. TEN:** Tied a single-game career high with three passes defended and contributed with two tackles on defense and one on special teams
- **10/24 at DEN:** Led the team and set a single-game career high with 11 tackles (nine solo), while adding two passes defended
- **11/21 at OAK:** Recorded his first INT of the season and sixth of his career when he picked off OAK QB **Derek Carr** on the opening play of the second half
- **11/27 vs. S.D.:** Tied for second on the team with seven tackles (five solo), his second-highest single-game total of the year, and added a pass defended
- **12/24 vs. CIN:** Led the team with nine solo tackles and matched a career high with three passes defended
- **1/7 vs. OAK:** Set a franchise postseason record with four passes defended and added his first career playoff INT in AFC wild-card round
- **1/14 at N.E.:** Became the first player in Texans history with an INT in back-to-back postseason games when he intercepted N.E. QB **Tom Brady**

### 2015 (w/ HOU - 15/2, 1/0)

- **10/8 vs. IND:** Made his first start of the season and seventh of his career
- **10/18 at JAX:** Finished second on the team with a season-high seven solo tackles, in addition to two passes defended and one INT
- **12/20 at IND:** Intercepted IND QB **Matt Hasselbeck** in the fourth quarter to clinch the Houston victory

### 2014 (w/ HOU - 14/6)

Finished tied for the team lead with three INTs ... Ranked sixth in the NFL with 120 INT return yards

- **9/14 at OAK:** Led the team with eight tackles
- **9/21 at NYG:** Started his first career game and made three tackles
- **10/9 vs. IND:** Made three tackles and two special teams tackles, in addition to two passes defended
- **11/2 vs. PHI:** Returned his first career INT 51 yards for a TD in the fourth quarter ... Finished the game with six tackles, one pass defended and one special teams tackle
- **11/16 at CLE:** Started and led the team with nine tackles, had a special teams tackle and one pass defended
- **11/30 vs. TEN:** Recorded his second INT of the season at the Houston 3-yard line in the fourth quarter and returned it to the Tennessee 30
- **12/14 at IND:** Posted his first career forced fumble and fumble recovery and made three tackles
- **12/21 vs. BAL:** Intercepted BAL QB **Joe Flacco** and added three tackles and a then-career best three passes defended

### 2013 (w/ HOU - 6/0)

Played in six games and recorded two special teams tackles before being placed on the Reserve/Injured List with a hamstring injury on Oct. 16

### COLLEGE (at Central Florida, 2009-12)

- Started 21 of 43 career games at CB, compiling 110 tackles (78 solo), six INTs, 1.0 sack, two fumble recoveries and one forced fumble
- Returned from injury to start all 14 games as a senior, finishing with 53 tackles, three INTs, two fumble recoveries and one forced fumble en route to All-Conference USA second team honors
- Started seven games as a junior, recording 21 tackles (19 solo) and two INTs before missing the final five games of the season due to injury

### PERSONAL

- Helped lead Tucker (Georgia) High School to a 14-1 record and a state championship during his senior season
- Named first-team all-county after recording 35 tackles as a senior with six INTs while also scoring three TDs on offense and twice on returns
- Recorded 40 tackles and one INT as a junior
- Was a member of the school's merit roll and R.O.T.C.



### REGULAR SEASON CAREER STATISTICS

YEAR	TEAM	GP/GS	TKL	SOLO	ASST	SACKS	FF	FR	PD	INT
2013	HOU	6/0	0	0	0	0.0	0	0	0	0
2014	HOU	14/6	54	47	7	0.0	1	1	10	3
2015	HOU	15/2	14	14	0	0.0	0	0	6	2
2016	HOU	15/11	62	48	14	1.0	0	0	16	1
2017	JAX	14/14	49	47	2	0.0	0	0	17	6
<b>NFL totals: 4 yrs.</b>		<b>64/33</b>	<b>179</b>	<b>156</b>	<b>23</b>	<b>1.0</b>	<b>1</b>	<b>1</b>	<b>48</b>	<b>12</b>

Additional statistics: special teams tackles (9); 2013 - 2, 2014 - 5, 2015 - 2



### POSTSEASON CAREER STATISTICS

YEAR	TEAM	GP/GS	TKL	SOLO	ASST	SACKS	FF	FR	PD	INT
2015	HOU	1/0	1	1	0	0.0	0	0	0	0
2016	HOU	2/2	7	5	2	0.0	1	0	6	2
<b>NFL totals: 4 yrs.</b>		<b>3/2</b>	<b>8</b>	<b>6</b>	<b>2</b>	<b>0.0</b>	<b>1</b>	<b>0</b>	<b>6</b>	<b>2</b>



### CAREER HIGHS

	GAME	SEASON
<b>Tackles:</b>	11 (10/24/16 at DEN)	62 (2016)
<b>Interceptions:</b>	2 (12/10/17 vs. SEA)	6 (2017)
<b>Forced fumbles:</b>	1 (12/14/14 at IND)	1 (2014)
<b>Fumble recoveries:</b>	1 (12/14/14 at IND)	1 (2014)
<b>Passes defended:</b>	4 (12/10/17 vs. SEA)	17 (2017)

# A.J. BOUYE



## 2017 GAME-BY-GAME STATISTICS

DATE	OPP	TKL	SOLO	ASST	ST	SACKS	FF	FR	PD	INT
09/10	at Houston	6	5	1	0	0.0	0	0	2	0
09/17	vs. Tennessee	6	6	0	0	0.0	0	0	1	0
09/24	vs. Baltimore	0	0	0	0	0.0	0	0	1	1
10/01	at New York Jets	2	2	0	0	0.0	0	0	2	1
10/08	at Pittsburgh	3	3	0	0	0.0	0	0	1	0
10/15	vs. LA Rams	4	4	0	0	0.0	0	0	1	0
10/22	at Indianapolis	5	5	0	0	0.0	0	0	2	0
BYE WEEK										
11/05	vs. Cincinnati	0	0	0	0	0.0	0	0	0	0
11/12	vs. LA Chargers	4	3	1	0	0.0	0	0	1	1
11/19	at Cleveland	2	2	0	0	0.0	0	0	1	1
11/26	at Arizona	4	4	0	0	0.0	0	0	1	0
12/03	vs. Indianapolis	7	7	0	0	0.0	0	0	0	0
12/10	vs. Seattle	2	2	0	0	0.0	0	0	4	2
12/17	vs. Houston	4	4	0	0	0.0	0	0	0	0
12/24	at San Francisco									
12/31	at Tennessee									
<b>2017 totals:</b>		<b>49</b>	<b>47</b>	<b>2</b>	<b>0</b>	<b>0.0</b>	<b>0</b>	<b>0</b>	<b>17</b>	<b>6</b>



## 2016 GAME-BY-GAME STATISTICS

DATE	OPP	TKL	SOLO	ASST	ST	SACKS	FF	FR	PD	INT
09/11	vs. Chicago	3	3	0	0	1.0	0	0	1	0
09/18	vs. Kansas City	4	3	1	0	0.0	0	0	2	0
09/22	at New England	1	1	0	0	0.0	0	0	0	0
10/02	vs. Tennessee	2	1	1	0	0.0	0	0	3	0
10/09	at Minnesota	2	2	0	0	0.0	0	0	0	0
10/16	vs. Indianapolis	4	3	1	0	0.0	0	0	0	0
10/24	at Denver	11	9	2	0	0.0	0	0	2	0
10/30	vs. Detroit	5	5	0	0	0.0	0	0	1	0
BYE WEEK										
11/13	at Jacksonville					ina				
11/21	at Oakland	2	1	1	0	0.0	0	0	1	1
11/27	vs. San Diego	7	5	2	0	0.0	0	0	1	0
12/04	at Green Bay	4	3	1	0	0.0	0	0	0	0
12/11	at Indianapolis	3	1	2	0	0.0	0	0	1	0
12/18	vs. Jacksonville	2	1	1	0	0.0	0	0	0	0
12/24	vs. Cincinnati	9	9	0	0	0.0	0	0	3	0
01/01	at Tennessee	3	2	1	0	0.0	0	0	1	0
<b>2016 totals:</b>		<b>62</b>	<b>48</b>	<b>14</b>	<b>0</b>	<b>1.0</b>	<b>0</b>	<b>0</b>	<b>16</b>	<b>1</b>
01/07	vs. Oakland	2	0	2	0	0.0	0	0	4	1
01/14	at New England	5	5	0	0	0.0	1	0	2	1
<b>Postseason totals:</b>		<b>7</b>	<b>5</b>	<b>2</b>	<b>0</b>	<b>0.0</b>	<b>1</b>	<b>0</b>	<b>6</b>	<b>2</b>



## 2015 GAME-BY-GAME STATISTICS

DATE	OPP	TKL	SOLO	ASST	ST	SACKS	FF	FR	PD	INT
09/13	vs. Kansas City	1	1	0	0	0.0	0	0	0	0
09/20	at Carolina	0	0	0	0	0.0	0	0	0	0
09/27	vs. Tampa Bay	0	0	0	0	0.0	0	0	0	0
10/04	at Atlanta	1	1	0	0	0.0	0	0	0	0
10/08	vs. Indianapolis	1	1	0	0	0.0	0	0	0	0
10/18	at Jacksonville	7	7	0	0	0.0	0	0	2	1
10/25	at Miami	1	1	0	0	0.0	0	0	0	0
11/01	vs. Tennessee	0	0	0	0	0.0	0	0	0	0
BYE WEEK										
11/16	at Cincinnati	0	0	0	0	0.0	0	0	0	0
11/22	vs. New York Jets	0	0	0	0	0.0	0	0	1	0
11/29	vs. New Orleans					ina				
12/06	at Buffalo	0	0	0	0	0.0	0	0	1	0
12/13	vs. New England	0	0	0	0	0.0	0	0	0	0
12/20	at Indianapolis	0	0	0	0	0.0	0	0	2	1
12/27	at Tennessee	2	2	0	0	0.0	0	0	0	0
01/03	vs. Jacksonville	1	1	0	0	0.0	0	0	1	0
<b>2015 totals:</b>		<b>14</b>	<b>14</b>	<b>0</b>	<b>0</b>	<b>0.0</b>	<b>0</b>	<b>0</b>	<b>6</b>	<b>2</b>
01/09	vs. Kansas City	1	1	0	0	0.0	0	0	0	0
<b>Postseason totals:</b>		<b>1</b>	<b>1</b>	<b>0</b>	<b>0</b>	<b>0.0</b>	<b>0</b>	<b>0</b>	<b>0</b>	<b>0</b>



## 2014 GAME-BY-GAME STATISTICS

DATE	OPP	TKL	SOLO	ASST	ST	SACKS	FF	FR	PD	INT
09/07	vs. Washington	3	3	0	0	0.0	0	0	1	0
09/14	at Oakland	8	7	1	0	0.0	0	0	0	0
09/21	at N.Y. Giants	3	1	2	0	0.0	0	0	0	0
09/28	vs. Buffalo					ina				
10/05	at Dallas					ina				
10/09	vs. Indianapolis	3	2	1	0	0.0	0	0	2	0
10/20	at Pittsburgh	1	0	0	0	0.0	0	0	0	0
10/26	at Tennessee	2	1	1	0	0.0	0	0	0	0
11/02	vs. Philadelphia	6	5	1	0	0.0	0	0	1	1
BYE WEEK										
11/16	at Cleveland	9	8	1	0	0.0	0	0	1	0
11/23	vs. Cincinnati	4	4	0	0	0.0	0	0	0	0
11/30	vs. Tennessee	3	3	0	0	0.0	0	0	1	1
12/07	at Jacksonville	3	3	0	0	0.0	0	0	0	0
12/14	at Indianapolis	3	3	0	0	0.0	1	1	0	0
12/21	vs. Baltimore	3	3	0	0	0.0	0	0	3	1
12/28	vs. Jacksonville	3	3	0	0	0.0	0	0	1	0
<b>2014 totals:</b>		<b>54</b>	<b>47</b>	<b>7</b>	<b>0</b>	<b>0.0</b>	<b>1</b>	<b>1</b>	<b>10</b>	<b>3</b>



## 2013 GAME-BY-GAME STATISTICS

DATE	OPP	TKL	SOLO	ASST	ST	SACKS	FF	FR	PD	INT
09/09	at San Diego	0	0	0	0	0.0	0	0	0	0
09/15	vs. Tennessee	0	0	0	0	0.0	0	0	0	0
09/22	at Baltimore	0	0	0	0	0.0	0	0	0	0
09/29	vs. Seattle	0	0	0	0	0.0	0	0	0	0
10/06	at San Francisco	0	0	0	0	0.0	0	0	0	0
10/13	vs. St. Louis	0	0	0	0	0.0	0	0	0	0
10/20	at K.C.					IR				
10/27	BYE WEEK									
11/03	vs. Indianapolis					IR				
11/10	at Arizona					IR				
11/17	vs. Oakland					IR				
11/24	vs. Jacksonville					IR				
12/01	vs. New England					IR				
12/05	at Jacksonville					IR				
12/15	at Indianapolis					IR				
12/22	vs. Denver					IR				
12/29	at Tennessee					IR				
<b>2013 totals:</b>		<b>0</b>	<b>0</b>	<b>0</b>	<b>0</b>	<b>0.0</b>	<b>0</b>	<b>0</b>	<b>0</b>	<b>0</b>

# BLAIR BROWN

53

## BLAIR BROWN

LINEBACKER

6-0 238 LBS


OHIO

BORN MAY 27, 1994

MORENO VALLEY, CALIFORNIA

ACQ: FIFTH ROUND OF 2017 DRAFT (148TH)

EXP: ROOKIE



### TRANSACTIONS

Drafted by Jacksonville in the fifth round (148th overall) in the 2017 draft

### PRO (Games played/started - 11/2)

#### 2017 (w/ JAX - 11/2)

- **9/10 at HOU:** Inactive
- **9/17 vs. TEN:** Inactive
- **9/24 vs. BAL:** Made his NFL debut and recorded one solo tackle
- **10/1 at NYJ:** Saw action on special teams
- **10/8 at PIT:** Saw action on special teams
- **10/15 vs LAR:** Recorded one solo special teams tackle
- **10/22 at IND:** Saw action on special teams
- **11/5 vs. CIN:** Saw action on special teams and recorded one solo special teams tackle
- **11/12 vs. LAC:** Saw action on special teams
- **11/19 at CLE:** Inactive
- **11/26 at ARI:** Recorded three tackles (two solo) after replacing **Telvin Smith** (concussion) at WLB in the second half and had one solo special teams tackle
- **12/3 vs. IND:** Earned his first career start WLB in place of **Telvin Smith** (concussion) and recorded three tackles (two solo) and 0.5 sack
- **12/10 vs. SEA:** Started at WLB in place of **Telvin Smith** (concussion) and recorded one solo tackle
- **12/17 vs. HOU:** Saw action at LB and on special teams and recorded one solo tackle

### COLLEGE (at Ohio, 2012-16)

Finished his career with 265 tackles (146 solo), 24.5 tackles for a loss and 5.5 sacks

#### 2016 (Senior)

Brown was named first-team All-Mid-American Conference after leading the team with 128 tackles ... Recorded 59 solo tackles, 15 tackles for a loss, 4.5 sacks and one forced fumble

#### 2015 (Junior)

Started in all 11 games, finishing third on the team with 65 tackles (37 solo), 4.5 tackles for a loss

- **9/19 vs. Southeastern Louisiana:** Recorded 11 tackles
- **10/17 vs. Western Michigan:** Totaled 11 tackles and one quarterback hurry

#### 2014 (Sophomore)

Appeared in 11 games, starting eight games and finished third on the team in tackles with 55 (30 solo)

- **9/6 vs. Kentucky:** Recorded 1.0 sack

#### 2013 (Freshman)

Appeared in seven games totaling 17 tackles (nine solo)

- **9/21 vs. Austin Peay:** Registered eight tackles

### HIGH SCHOOL

- Attended Rancho Verde High School (Moreno Valley, Calif.)
- Received All-League honors
- Helped guide team to a perfect 14-0 record during his senior year

### PERSONAL

- Son of Valencia and Edward Brown

### REGULAR SEASON CAREER STATISTICS

YEAR	TEAM	GP/GS	TKL	SOLO	ASST	SACKS	FF	FR	PD	INT
2017	JAX	11/2	9	7	2	0.5	0	0	0	0
<b>NFL totals: 1 yr.</b>		<b>11/2</b>	<b>9</b>	<b>7</b>	<b>2</b>	<b>0.5</b>	<b>0</b>	<b>0</b>	<b>0</b>	<b>0</b>

### 2017 GAME-BY-GAME STATISTICS

DATE	OPP	TKL	SOLO	ASST	ST	SACKS	FF	FR	PD	TFL
09/10	at Houston				Inactive					
09/17	vs. Tennessee				Inactive					
09/24	vs. Baltimore	1	1	0	0	0.0	0	0	0	0
10/01	at New York Jets	0	0	0	0	0.0	0	0	0	0
10/08	at Pittsburgh	0	0	0	0	0.0	0	0	0	0
10/15	vs. LA Rams	0	0	0	1	0.0	0	0	0	0
10/22	at Indianapolis	0	0	0	0	0.0	0	0	0	0
	BYE WEEK									
11/05	vs. Cincinnati	0	0	0	1	0.0	0	0	0	0
11/12	vs. LA Chargers	0	0	0	0	0.0	0	0	0	0
11/19	at Cleveland				Inactive					
11/26	at Arizona	3	2	1	1	0.0	0	0	0	0
12/03	vs. Indianapolis	3	2	1	0	0.5	0	0	0	0
12/10	vs. Seattle	1	1	0	0	0.0	0	0	0	0
12/17	vs. Houston	1	1	0	0	0.0	0	0	0	0
12/24	at San Francisco									
12/31	at Tennessee									
<b>2017 totals:</b>		<b>9</b>	<b>7</b>	<b>2</b>	<b>3</b>	<b>0.5</b>	<b>0</b>	<b>0</b>	<b>0</b>	<b>0</b>



# CALAIS CAMPBELL

93

## CALAIS CAMPBELL

DEFENSIVE LINEMAN

6-8 300 LBS


MIAMI (FLA.)

BORN SEPTEMBER 1, 1986

AURORA, COLORADO

ACQ: UFA (ARIZONA) 2017

EXP: 10TH YEAR



### TRANSACTIONS

Originally drafted by Arizona in the second round (50th overall) in the 2008 NFL Draft ... Signed by Jacksonville as an unrestricted free agent on 3/10/17

### PRO (Games played/started - 152/134, 9/4)

- Two-time Pro Bowl selection (2014, 2015)
- Has registered nine consecutive seasons with at least 5.0 sacks, tied for the longest streak in the NFL among defensive linemen with SEA's **Cliff Avril** and CAR's **Julius Peppers**
- Recorded at least 6.0 sacks in seven of the last eight seasons (2009-2017)
- One of four defensive linemen to register at least 30 passes defended since 2011
- His 134 career starts are second-most among all active defensive linemen, trailing only CIN's **Domata Peko** (168)
- Since he was drafted in 2008, his 119 tackles for loss are tied for the most in the NFL among active players with BAL's **Terrell Suggs** (119)
- Campbell's 14.5 sacks are second-most in the NFL this season and breaks **Tony Brackens'** team record of 12.0 sacks in 1999 for most sacks in a single-season in franchise history

### 2017 (w/ JAX - 14/14)

- **9/10 at HOU:** Started at DE and was tied for second on the team with six tackles (four solo), two tackles for a loss and set a Jaguars franchise record for most sacks in a single game with four, which also was a career-high ... Campbell's 3.5 sacks in the first half were the most sacks by a single player in a half since 2015 (**Khalil Mack**, Week 14, 2015, 5.0; **Cameron Wake**, Week 6, 2015, 4.0)
- **9/17 vs. TEN:** Started at DE and recorded four solo tackles
- **9/24 vs. BAL:** Started at DE and totaled three tackles (two solo), one forced fumble and a half of a sack
- **10/1 at NYJ:** Started at DE and recorded six tackles (three solo), one tackle for a loss and one sack
- **10/8 at PIT:** Started at DE and recorded four tackles (one solo) and half of a sack
- **10/15 vs. LAR:** Started at DE and recorded five tackles (four solo), two sacks, two tackles for a loss and one pass defended
- **10/22 at IND:** Started at DE and recorded four tackles (two solo), two sacks, one tackle for a loss and one forced fumble ... Fourth consecutive game recording at least one sack ... Set a career high with his 10th sack on the season
- **11/5 vs. CIN:** Started at DE and recorded two solo tackles, one sack and two tackles for a loss
- **11/12 vs. LAC:** Started at DE and recorded three tackles (two solo)
- **11/19 at CLE:** Started at DE and recorded two tackles (one solo), 0.5 sack and a forced fumble
- **11/26 at ARI:** Started at DE and recorded three solo tackles, one tackle for a loss and a fumble recovery, which he returned 10 yards for a TD, the second of his career
- **12/3 vs. IND:** Started at DE and recorded four solo tackles, one sack and one tackle for a loss ... Broke **Tony Brackens'** franchise record of 12 sacks (1999) in a single season as he reached 12.5 sacks this season
- **12/10 vs. SEA:** Started at DE and recorded one solo tackle
- **12/17 vs. HOU:** Started at DE and led the team with five solo tackles and recorded two sacks, two tackles for a loss and one pass defended

### 2016 (w/ ARI, 16/16)

Started 16 games for the second consecutive season and fourth time in his career ... Recorded 53 tackles (34 solo), 8.0 sacks, one INT, two forced fumbles and 12 tackles for a loss ... His 8.0 sacks tied for the second-highest total in his career and his highest total since 2013 (9.0)

- **10/06 at SF:** Recorded four tackles (three solo), 2.0 sacks, one INT and two tackles for a loss
- **10/30 at CAR:** Totaled a season-high nine tackles and two QB hits
- **1/1 at L.A.:** Registered three tackles, 1.5 sacks and a tackle for a loss

### 2015 (w/ ARI, 16/16, 2/2)

Started 16 games for the third time in his career and led the defensive line with 61 tackles ... Tied for the team lead with 16 tackles for loss ... Chosen as a defensive captain for the second consecutive season ... Named to his second consecutive Pro Bowl

- **10/4 vs. STL:** Tied his career high with a team-leading 11 tackles (10 solo)
- **12/27 vs. GB:** Recorded six tackles (five solo), a season high 2.5 sacks and three tackles for a loss

### 2014 (w/ ARI, 14/14, 1/1)

Chosen as a defensive captain for the first time in his career ... Led the defensive line with 58 tackles, was second on the team with 7.0 sacks and led the team with 16 tackles for a loss ... Earned his first Pro Bowl selection

- **9/14 at NYG:** Set season high with 10 solo tackles and recorded 1.0 sack and three tackles for a loss
- **10/5 at DEN:** Registered two solo tackles, one INT and one tackle for a loss
- **11/23 at SEA:** Set a career high registering 3.0 sacks

### 2013 (w/ ARI, 16/16)

Started all 16 games and led the defensive line with 58 tackles ... Set a career high with 9.0 sacks, which was second highest on the team ... Tied for the team lead with 14 tackles for a loss ... Named a Pro Bowl alternate

- **10/6 vs. CAR:** Recorded four solo tackles, a forced fumble and 2.0 sacks
- **10/17 vs. SEA:** Totaled a season-high eight tackles (seven solo), a fumble recovery and one tackle for a loss
- **12/22 at SEA:** Registered four tackles (three solo), 2.0 sacks and two tackles for a loss

### 2012 (w/ ARI, 13/12)

Played in 13 with 12 starts ... Led the defensive line with 63 tackles and finished second on the team with 6.5 sacks

- **9/16 at NE:** Recorded a season-high 10 tackles, 2.0 sacks and two tackles for a loss
- **10/29 vs. SF:** Finished with six solo tackles, 1.0 sack and two tackles for a loss

### 2011 (w/ ARI, 16/16)

Started all 16 games for the first time and posted a career high 72 tackles and team leading 8.0 sacks

- **9/25 at SEA:** Recorded 10 tackles (five solo), 2.5 sacks and two tackles for a loss
- **11/6 vs. STL:** Registered six solo tackles, 2.0 sacks and three tackles for a loss
- **11/13 at PHI:** Recorded his first career interception, picking off a QB **Michael Vick** pass

### 2010 (w/ ARI, 15/15)

Totaled 60 tackles and led the team with 6.0 sacks

- **12/19 at CAR:** Recorded a season-high 11 tackles (nine solo), 1.0 sack and four tackles for a loss

### 2009 (w/ ARI, 16/15, 2/1)

Saw action in all 16 games and started 15 ... Recorded 48 tackles, 7.0 sacks and also blocked two field goals

- **9/20 at JAX:** Credited with his first career sack with 0.5 sack of QB **David Garrard**
- **10/18 at SEA:** Registered three tackles, 1.5 sacks and had two tackles for a loss
- **11/22 at STL:** Recorded two solo tackles and a forced fumble

### 2008 (w/ ARI, 16/0, 4/0)

Played in all 16 games and all four postseason games, including Super Bowl XLIII, in his rookie season and was a key contributor on special teams, totaling seven special teams tackles

- **9/7 at SF:** Recorded first career tackle

### COLLEGE (at Miami (Fla.), 2009-12)

- Played in 36 career games, starting 25
- Career totals include 158 tackles, 19.5 sacks and 39 tackles for a loss
- Two-time All-ACC selection

### PERSONAL

- Attended South (Aurora, Colo.) High School and was a two-time All-State selection
- As a senior, recorded 19.0 sacks, 188 tackles and two interceptions
- Garnered All-State accolades in basketball in his junior year
- Recipient of the 2015 Pop Warner Humanitarian Award, given to an individual who portrays both outstanding athletic achievement and high humanitarian principles while serving as an inspiration to the youth of today
- Twitter handle is @Campbell93



# CALAIS CAMPBELL

## 2012 GAME-BY-GAME STATISTICS

DATE	OPP	TKL	SOLO	ASST	SACKS	FF	FR	PD	TFL	INT
09/09	vs. Seattle	1	1	0	0.0	0	0	1	0	0
09/16	at New England	10	7	3	2.0	0	0	0	2	0
09/23	at Philadelphia	0	0	0	0.0	0	0	1	0	0
09/30	vs. Miami	5	4	1	0.0	0	0	1	1	0
10/04	at St. Louis	0	0	0	0.0	0	0	1	0	0
10/14	vs. Buffalo	5	5	0	0.0	0	0	0	2	0
10/21	at Minnesota	2	1	1	0.0	0	0	0	0	0
10/29	vs. San Francisco	6	6	0	1.0	0	0	0	2	0
11/04	at Green Bay	8	5	3	0.5	0	0	0	0	0
BYE WEEK										
11/18	at Atlanta				ina					
11/25	vs. St. Louis				ina					
12/02	at New York Jets				ina					
12/09	at Seattle	8	5	3	0.0	0	0	0	0	0
12/16	vs. Detroit	8	7	1	1.0	0	0	1	4	0
12/23	vs. Chicago	8	7	1	1.0	0	0	1	1	0
12/30	at San Francisco	2	2	0	1.0	0	0	0	1	0
<b>2012 totals:</b>		<b>63</b>	<b>50</b>	<b>13</b>	<b>6.5</b>	<b>0</b>	<b>0</b>	<b>6</b>	<b>13</b>	<b>0</b>

## 2011 GAME-BY-GAME STATISTICS

DATE	OPP	TKL	SOLO	ASST	SACKS	FF	FR	PD	TFL	INT
09/11	vs. Carolina	4	3	1	0.0	0	0	1	1	0
09/18	at Washington	4	1	3	0.0	0	0	1	0	0
09/25	at Seattle	10	5	5	2.5	0	0	0	2	0
10/02	vs. New York Giants	6	6	0	0.0	1	0	0	1	0
10/09	at Minnesota	5	4	1	0.0	0	0	0	1	0
BYE WEEK										
10/23	vs. Pittsburgh	2	2	0	0.0	0	0	0	1	0
10/30	at Baltimore	7	5	2	0.5	0	0	0	0	0
11/06	vs. St. Louis	6	6	0	2.0	0	0	0	3	0
11/13	at Philadelphia	2	2	0	0.0	0	0	2	0	1
11/20	at San Francisco	4	4	0	0.0	0	0	1	0	0
11/27	at St. Louis	5	5	0	0.0	0	0	0	1	0
12/04	vs. Dallas	3	2	1	1.0	0	0	1	1	0
12/11	vs. San Francisco	2	2	0	1.0	0	0	2	1	0
12/18	vs. Cleveland	4	1	3	0.0	0	1	0	0	0
12/24	at Cincinnati	7	4	3	1.0	1	0	2	1	0
01/01	vs. Seattle	1	1	0	0.0	0	0	0	0	0
<b>2011 totals</b>		<b>72</b>	<b>53</b>	<b>19</b>	<b>8.0</b>	<b>2</b>	<b>1</b>	<b>10</b>	<b>13</b>	<b>1</b>

## 2010 GAME-BY-GAME STATISTICS

DATE	OPP	TKL	SOLO	ASST	SACKS	FF	FR	PD	TFL	INT
09/12	at St. Louis	2	2	0	1.0	0	0	1	1	0
09/19	at Atlanta	5	5	0	0.0	0	0	0	0	0
09/26	vs. Oakland	5	4	1	0.0	0	0	0	0	0
10/03	at San Diego	4	3	1	0.0	0	0	0	1	0
10/10	vs. New Orleans	3	3	0	0.0	0	0	0	0	0
BYE WEEK										
10/24	at Seattle	4	4	0	1.0	0	0	0	1	0
10/31	vs. Tampa Bay	6	3	3	0.0	0	0	0	0	0
11/07	at Minnesota	2	0	2	0.0	0	0	0	0	0
11/14	vs. Seattle	6	3	3	1.0	0	0	0	2	0
11/21	at Kansas City	2	2	0	0.0	0	0	0	0	0
11/29	vs. San Francisco				ina					
12/05	vs. St. Louis	2	1	1	1.0	0	0	1	1	0
12/12	vs. Denver	2	2	0	0.0	0	1	0	1	0
12/19	at Carolina	11	9	2	1.0	0	0	0	4	0
12/25	vs. Dallas	2	2	0	1.0	0	0	0	1	0
01/02	at San Francisco	4	3	1	0.0	0	0	0	0	0
<b>2010 totals:</b>		<b>60</b>	<b>46</b>	<b>14</b>	<b>6.0</b>	<b>0</b>	<b>1</b>	<b>2</b>	<b>13</b>	<b>0</b>

## 2009 GAME-BY-GAME STATISTICS

DATE	OPP	TKL	SOLO	ASST	SACKS	FF	FR	PD	TFL	INT
09/13	vs. San Francisco	5	5	0	0.0	0	0	1	0	1
09/20	at Jacksonville	1	0	1	0.5	0	0	1	0	0
09/27	vs. Indianapolis	4	3	1	0.0	0	0	0	0	0
10/04 BYE WEEK										
10/11	vs. Houston	1	1	0	0.0	0	0	0	0	0
10/18	at Seattle	3	2	1	1.5	0	0	0	2	0
10/25	at New York Giants	2	1	1	1.0	0	0	2	1	0
11/01	vs. Carolina	7	6	1	0.0	0	0	0	0	0
11/08	at Chicago	3	2	1	0.5	0	0	0	0	0
11/15	vs. Seattle	1	0	1	0.0	0	0	0	0	0
11/22	at St. Louis	2	2	0	0.0	1	0	0	0	0
11/29	at Tennessee	4	2	2	0.5	0	0	1	1	0
12/06	vs. Minnesota	4	3	1	1.0	0	0	0	1	0
12/14	at San Francisco	5	4	1	1.0	0	0	0	1	0
12/20	at Detroit	1	1	0	0.0	0	0	0	0	0
12/27	vs. St. Louis	1	1	0	1.0	0	0	0	1	0
01/03	vs. Green Bay	2	2	0	0.0	0	0	0	0	0
<b>2009 totals:</b>		<b>48</b>	<b>37</b>	<b>11</b>	<b>7.0</b>	<b>1</b>	<b>0</b>	<b>5</b>	<b>8</b>	<b>0</b>

01/10	vs. Green Bay	2	2	0	0.0	0	0	0	0	0
01/16	at New Orleans	3	3	0	0.0	0	0	0	0	0
<b>Postseason totals:</b>		<b>5</b>	<b>5</b>	<b>0</b>	<b>0.0</b>	<b>0</b>	<b>0</b>	<b>0</b>	<b>0</b>	<b>0</b>

## 2008 GAME-BY-GAME STATISTICS

DATE	OPP	TKL	SOLO	ASST	SACKS	FF	FR	PD	TFL	INT
09/07	at San Francisco	1	0	1	0.0	0	0	0	0	0
09/14	vs. Miami	3	3	0	0.0	0	0	0	0	0
09/21	at Washington	2	1	1	0.0	0	0	0	0	0
09/28	at New York Jets	0	0	0	0.0	0	0	0	0	0
10/05	vs. Buffalo	1	1	0	0.0	0	0	0	0	0
10/12	vs. Dallas	2	2	0	0.0	1	0	0	0	0
10/19 BYE WEEK										
10/26	at Carolina	2	1	1	0.0	0	0	0	0	0
11/02	at St. Louis	1	1	0	0.0	0	0	0	0	0
11/10	vs. San Francisco	0	0	0	0.0	0	0	0	0	0
11/16	at Seattle	0	0	0	0.0	0	0	0	0	0
11/23	vs. New York Giants	0	0	0	0.0	0	0	0	0	0
11/27	at Philadelphia	1	0	1	0.0	0	0	0	0	0
12/07	vs. St. Louis	1	1	0	0.0	0	0	0	0	0
12/14	vs. Minnesota	3	3	0	0.0	0	0	0	0	0
12/21	at New England	3	3	0	0.0	0	0	0	1	0
12/28	vs. Seattle	1	1	0	0.0	0	0	1	1	0
<b>2008 totals:</b>		<b>28</b>	<b>23</b>	<b>5</b>	<b>0.0</b>	<b>1</b>	<b>0</b>	<b>1</b>	<b>2</b>	<b>0</b>

01/03	vs. Atlanta	1	0	1	0.0	0	0	0	0	0
01/10	at Carolina	1	1	0	0.0	0	0	1	0	0
01/18	vs. Philadelphia	1	1	0	0.0	0	0	0	0	0
02/01	vs. Pittsburgh	1	1	0	0.0	0	0	0	0	0
<b>Postseason totals:</b>		<b>4</b>	<b>3</b>	<b>1</b>	<b>0.0</b>	<b>0</b>	<b>0</b>	<b>1</b>	<b>0</b>	<b>0</b>

# A.J. CANN

60

A.J. CANN

OFFENSIVE LINEMAN

6-3 315 LBS.

SOUTH CAROLINA

BORN OCTOBER 3, 1991

BAMBERG, SOUTH CAROLINA

ACQ: 3RD ROUND OF 2015 DRAFT (67TH)

EXP: 3RD YEAR



- Majored in African American studies

## PERSONAL

- Played on both sides of the ball for Head Coach Kevin Crosby at Bamberg-Ehrhardt (S.C.) High School
- Graded out at 96 percent with 60 knockdown blocks as an offensive tackle
- Did not give up a sack
- Given name is Aaron
- Twitter handle is @AJCann50

## TRANSACTIONS

Originally drafted by Jacksonville in third round (67th overall) in 2015 draft

## PRO (Games played/started - 44/42)

- Third-year G emerged as a starter in Week 4 of the 2015 season
- Highest drafted player by the Jaguars from the University of South Carolina

## 2017 (w/ JAX - 13/13)

- **9/10 at HOU:** Started at RG and helped pave the way for the team to rush for 155 yards ... Did not allow a sack
- **9/17 vs. TEN:** Started at RG
- **9/24 vs. BAL:** Started at RG and helped the team rush for 166 yards and did not allow a sack
- **10/1 at NYJ:** Started at RG ... Briefly left the game with a finger injury, but returned to help the team rush for 175 yards
- **10/8 at PIT:** Started at RG and helped the team rush for 231 yards
- **10/15 vs LAR:** Started at RG and helped the team rush for 169 yards
- **10/22 at IND:** Started at RG and helped the team rush for 188 yards
- **11/5 vs. CIN:** Inactive (triceps)
- **11/12 vs. LAC:** Started at RG and helped the team rush for 135 yards
- **11/19 at CLE:** Started at RG and helped the team rush for 139 yards
- **11/26 at ARI:** Started at RG
- **12/3 vs. IND:** Started at RG
- **12/10 vs. SEA:** Started at RG and helped the team rush for 156 yards and did not allow a sack
- **12/17 vs. HOU:** Started at RG and helped the team rush for 138 yards

## 2016 (w/ JAX - 16/16)

Part of a unit that surrendered 34 sacks, its least amount since 2007

- **9/11 at G.B.:** Started the team's season opener at RG
- **9/18 at S.D.:** Started at RG
- **9/25 vs. BAL:** Started at RG
- **10/2 vs. IND:** Started at RG and helped the team rush for 136 yards
- **10/16 at CHI:** Started at RG
- **10/23 vs. OAK:** Started at RG
- **10/27 at TEN:** Started at RG
- **11/6 at K.C.:** Started at RG, helping the team rush for a season-high 205 yards
- **11/13 vs. HOU:** Started at RG
- **11/20 at DET:** Started at RG in his 25th career game
- **11/27 at BUF:** Started at RG
- **12/4 vs. DEN:** Started at RG and helped the team rush for 154 yards
- **12/11 vs. MIN:** Started at RG
- **12/18 at HOU:** Started at RG
- **12/24 vs. TEN:** Started at RG
- **1/1 at IND:** Started at RG, helping the team rush for 182 yards

## 2015 (w/ JAX - 15/13)

Rookie offensive lineman started 13 games at RG

- **10/4 at IND:** Made his first career start at RG, helping fellow rookie RB T.J. Yeldon rush for 100+ yards
- **10/25 vs. BUF:** Started at RG, helping RB T.J. Yeldon rush for a season-high 115 yards
- **12/13 vs. IND:** Started at RG, helping the Jaguars rush for a season-high 154 yards

## COLLEGE (at South Carolina, 2010-15)

- Four-year starter, starting in 51 games, the second-most in school history (T.J. Johnson, 53)
- Three-time member of the SEC Fall Academic Honor Roll
- In 2014, named first-team All-America by Sporting News, ESPN.com and CBSsportsline.com, was a second-team All-American by Walter Camp, Associated Press and Sports Illustrated, and a third-team selection by College Sports Madness
- Earned first team All-SEC honors by the coaches and ESPN.com and was a second-team pick by the AP
- In 2013, voted a permanent team captain as a junior

# BARRY CHURCH

42

## BARRY CHURCH

SAFETY

6-2 218 LBS.


TOLEDO

BORN FEBRUARY 11, 1988

PITTSBURGH, PENNSYLVANIA

ACQ: UFA (DALLAS) 2017

EXP: 8TH YEAR



### TRANSACTIONS

Originally signed with Dallas as an undrafted free agent on 4/30/10 ... Signed a four-year contract extension with the club on 10/26/12 ... Signed by Jacksonville as an unrestricted free agent on 3/10/17

### PRO (Games played/started - 104/77, 3/3)

• Elected as a team captain for the Cowboys in 2014 and 2016  
• Career totals include 521 tackles, 21 PDs, seven INTs and 1.0 sack in 103 career games (76 starts)

### 2017 (w/ JAX - 14/14)

- **9/10 at HOU:** Started at SS and was tied for second on the team with six tackles (three solo) ... Registered his sixth consecutive game with at least five tackles
- **9/17 vs. TEN:** Started at SS and was tied for second on the team with six solo tackles ... Registered his seventh consecutive game with at least five tackles
- **9/24 vs. BAL:** Started at SS and recorded two solo tackles
- **10/1 at NYJ:** Started at SS and recorded six tackles (five solo), one tackle for a loss and his first career sack
- **10/8 at PIT:** Started at SS and recorded four tackles (two solo), one pass defended and one INT, which he returned 51 yards for a TD
- **10/15 vs. LAR:** Started at SS and recorded three tackles (two solo) and one pass defended
- **10/22 at IND:** Started at SS and recorded seven tackles (six solo) and one pass defended
- **11/5 vs. CIN:** Led the team with five tackles (three solo) and helped limit CIN QB **Andy Dalton** to a season-low 163 passing yards
- **11/12 vs. LAC:** Started at SS and recorded three solo tackles and one pass defended
- **11/19 at CLE:** Started at SS and recorded three tackles (two solo)
- **11/26 at ARI:** Started at SS and had a team-high nine tackles (eight solo), one pass defended and one INT
- **12/3 vs. IND:** Started at SS and recorded two tackles (one solo)
- **12/10 vs. SEA:** Started at SS and recorded two solo tackles
- **12/17 vs. HOU:** Started at SS and recorded three tackles (two solo), one INT and one pass defended

### 2016 (w/ DAL, 12/12, 1/1)

Started 12 games, but missed four games due to a fractured forearm ... Led the team with two INTs

- **9/18 at WAS:** Recorded five tackles, one pass defended and his fourth career INT
- **12/26 vs. DET:** Registered a season-high 12 tackles (seven solo)
- **1/15 vs. G.B.:** Notched four tackles and 1.0 sack in third postseason appearance

### 2015 (w/ DAL, 15/15)

Started 15 games, finishing the season on IR with a broken arm ... Finished second on the team with 113 tackles

- **11/15 at T.B.:** Recorded a season-high 11 tackles (nine solo) to finish second on the team
- **12/19 vs. NYJ:** Made his 50th career start and had seven tackles (four solo)

### 2014 (w/ DAL, 16/16, 2/2)

Elected by his teammates as one of the defensive captains for the season ... Started all 16 games for the second consecutive season ... Led the team in tackles (105) for the second straight year

- **9/14 at TEN:** Registered his second career INT and had six tackles (five solo) and one pass defended
- **11/23 at NYG:** Recorded seven solo tackles, including one for a loss, one pass defended, and returned an INT 45 yards
- **11/27 vs. PHI:** Had a season-high 11 tackles (nine solo) and one pass defended

### 2013 (w/ DAL, 16/16)

Started all 16 games played for the first time in his career ... Finished with the team-best and career-high 133 tackles (105 solo)

- **9/8 vs. NYG:** Recorded eight tackles (seven solo), his first NFL forced fumble and a fumble recovery, which he returned 27 yards for a TD
- **11/10 at N.O.:** Posted a season-high and team best 14 tackles (nine solo)

- **11/27 vs. OAK:** Registered eight tackles (six solo) to surpass the 100-tackle mark for the season, the first time in his career

### 2012 (w/ DAL, 3/3)

Earned the starting SS position in training camp, but was placed on IR after three games with an Achilles tendon injury

### 2011 (w/ DAL, 13/1)

Played in 13 games finishing the season on IR due to a shoulder injury

- **9/18 at WAS:** Recorded four tackles (three solo), including two for a loss
- **12/11 vs. NYG:** Earned his first NFL start and registered two tackles before leaving the game with a shoulder injury

### 2010 (w/ DAL, 15/0)

Was one of four rookie free agents to make the active roster and played in 15 games seeing time mainly on special teams

- **9/19 vs. CHI:** Made his NFL debut on special teams
- **10/31 vs. JAX:** Registered four tackles (three solo) as a reserve safety

### COLLEGE (at Toledo, 2006-09)

- Career totals include 354 tackles, 26 for a loss, nine INTs, 18 passes defended, six forced fumbles and three blocked kicks
- As a senior, was named first-team All-MAC for the fourth time, becoming the first Rocket and the third MAC player to ever achieve that distinction
- Was one-of-12 semifinalists for the Jim Thorpe Award (top defensive back) and selected to play in the East-West Shrine Game

### PERSONAL

- Attended Penn Hills (Pittsburgh) High School and named to the *Pittsburgh Tribune-Review's* "Terrific 25" team and second-team all-state Class AAAA at safety as a senior
- As a senior, had 80 tackles, 9.0 sacks and four INTs, as well as 30 catches for 670 yards and four offensive TDs
- He and his wife, Marcia, were married in June 2015
- Twitter handle is @BarryChurch42

REGULAR SEASON CAREER STATISTICS											
YEAR	TEAM	GP/GS	TKL	SOLO	ASST	SACKS	FF	FR	PD	INT	TD
2010	DAL	15/0	13	10	3	0.0	1	0	0	0	0
2011	DAL	13/1	20	16	4	0.0	0	0	0	0	0
2012	DAL	3/3	5	3	2	0.0	0	1	0	0	0
2013	DAL	16/16	133	105	28	0.0	3	1	6	1	1
2014	DAL	16/16	93	73	20	0.0	1	1	6	2	0
2015	DAL	15/15	113	75	38	0.0	1	0	0	0	0
2016	DAL	12/12	85	61	24	0.0	1	0	4	2	0
2017	JAX	14/14	61	47	14	1.0	0	0	6	3	1
<b>NFL totals:</b>		<b>7 yrs.104/77</b>	<b>523</b>	<b>390</b>	<b>133</b>	<b>1.0</b>	<b>7</b>	<b>3</b>	<b>22</b>	<b>8</b>	<b>2</b>

POSTSEASON CAREER STATISTICS										
YEAR	TEAM	GP/GS	TKL	SOLO	ASST	SACKS	FF	FR	PD	INT
2014	DAL	2/2	12	10	2	0.0	1	0	0	0
2016	DAL	1/1	4	2	2	1.0	0	0	0	0
<b>Postseason totals:</b>		<b>3/3</b>	<b>16</b>	<b>12</b>	<b>4</b>	<b>1.0</b>	<b>1</b>	<b>0</b>	<b>0</b>	<b>0</b>

CAREER HIGHS		
	GAME	SEASON
<b>Tackles:</b>	14 (11/10/13 at NO)	133 (2013)
<b>Interceptions:</b>	1 (eight times, last: 12/17/17 vs. HOU)	3 (2017)
<b>Forced fumbles:</b>	1 (seven times, last: 10/16/16 at GB)	3 (2012)
<b>Fumble recoveries:</b>	1 (three times, last: 11/9/14 at JAX)	1 (2012-14)
<b>Passes defended:</b>	3 (9/22/13 vs. STL)	6 (2013 & 2014)



# BARRY CHURCH



## 2011 GAME-BY-GAME STATISTICS

DATE	OPP	TKL	SOLO	ASST	ST	SACKS	FF	FR	PD	INT
09/11	at New York Jets	2	2	0	1	0.0	0	0	0	0
09/18	at San Francisco	0	0	0	0	0.0	0	0	0	0
09/26	vs. Washington	0	0	0	1	0.0	0	0	0	0
10/02	vs. Detroit	5	4	1	1	0.0	0	0	0	0
10/09	BYE WEEK									
10/16	at New England	1	0	1	1	0.0	0	0	0	0
10/23	vs. St. Louis	0	0	0	0	0.0	0	0	0	0
10/30	at Philadelphia	0	0	0	0	0.0	0	0	0	0
11/06	vs. Seattle	2	2	0	0	0.0	0	0	0	0
11/13	vs. Buffalo	4	3	1	0	0.0	0	0	0	0
11/20	at Washington	4	3	1	0	0.0	0	0	0	0
11/24	vs. Miami	0	0	0	0	0.0	0	0	0	0
12/04	at Arizona	0	0	0	1	0.0	0	0	0	0
12/11	vs. New York Giants	2	2	0	0	0.0	0	0	0	0
12/17	at Tampa Bay				IR					
12/24	vs. Philadelphia				IR					
01/01	at New York Giants				IR					
<b>2011 totals:</b>		<b>20</b>	<b>16</b>	<b>4</b>	<b>5</b>	<b>0.0</b>	<b>0</b>	<b>0</b>	<b>0</b>	<b>0</b>




## 2010 GAME-BY-GAME STATISTICS

DATE	OPP	TKL	SOLO	ASST	ST	SACKS	FF	FR	PD	INT
09/12	at Washington				ina					
09/19	vs. Chicago	0	0	0	0	0.0	0	0	0	0
09/26	at Houston	1	1	0	0	0.0	0	0	0	0
10/03	BYE WEEK									
10/10	vs. Tennessee	0	0	0	0	0.0	0	0	0	0
10/17	at Minnesota	0	0	0	1	0.0	0	0	0	0
10/25	vs. New York Giants	0	0	0	0	0.0	0	0	0	0
10/31	vs. Jacksonville	4	3	1	0	0.0	0	0	0	0
11/07	at Green Bay	3	2	1	1	0.0	1	0	0	0
11/14	at New York Giants	2	1	1	1	0.0	0	0	0	0
11/21	vs. Detroit	1	1	0	0	0.0	0	0	0	0
11/25	vs. New Orleans	0	0	0	0	0.0	0	0	0	0
12/05	at Indianapolis	0	0	0	0	0.0	0	0	0	0
12/12	vs. Philadelphia	0	0	0	0	0.0	0	0	0	0
12/19	vs. Washington	2	2	0	1	0.0	0	0	0	0
12/25	at Arizona	0	0	0	1	0.0	0	0	0	0
01/02	at Philadelphia	0	0	0	0	0.0	0	0	0	0
<b>2010 totals:</b>		<b>13</b>	<b>10</b>	<b>3</b>	<b>5</b>	<b>0.0</b>	<b>1</b>	<b>0</b>	<b>0</b>	<b>0</b>

# KEELAN COLE

84

## KEELAN COLE



WIDE RECEIVER

6-1 194 LBS

KENTUCKY WESLEYAN

BORN APRIL 20, 1993

LOUISVILLE, KENTUCKY

ACQ: FREE AGENT 2017

EXP: ROOKIE

### TRANSACTIONS

Originally signed as an undrafted free agent on 5/10/17

### PRO (Games played/started - 14/4)

• Totaled five receptions for 132 yards (26.4 avg.) with one TD and also returned one punt for 31 yards in the 2017 preseason

### 2017 (w/ JAX - 14/4)

- **9/10 at HOU:** Saw action at WR and on special teams
- **9/17 vs. TEN:** Recorded his first career reception and finished the game with two receptions for 13 yards
- **9/24 vs. BAL:** Made his first career NFL start at WR and recorded one reception for 13 yards
- **10/1 at NYJ:** Recorded one reception for 10 yards
- **10/8 at PIT:** Recorded one reception for four yards
- **10/15 vs LAR:** Recorded one reception for seven yards
- **10/22 at IND:** Started at WR and recorded two receptions for 64 yards, including a long reception of 52
- **11/5 vs. CIN:** Recorded three receptions for 47 yards, including a long reception of 37 yards
- **11/12 vs. LAC:** Recorded three receptions for 61 yards, including a long reception of 36 yards
- **11/19 at CLE:** Recorded three receptions for 24 yards
- **11/26 at ARI:** Started at WR and recorded two receptions for 30 yards
- **12/3 vs. IND:** Started at WR and recorded three receptions for 49 yards (16.3 avg.) and his first career TD
- **12/10 vs. SEA:** Recorded three receptions and a season-and team-high 99 yards receiving, including a 75-yard TD reception
- **12/17 vs. HOU:** Led the team and recorded career-highs with seven receptions for 186 yards and one TD, including a game-long 73-yard reception, which set up Tommy Bohanon's one-yard TD in the third quarter ... First 100-yard receiving game of his career

### COLLEGE (at Kentucky Wesleyan, 2013-16)

- Named to the D2football.com All-American First Team, Associated Press Little All-American First Team and the Don Hansen All-American First Team
- Led the nation in kickoffs returned for a TD (two) and ranked second in all-purpose yards (198.1 yards per game) as a senior
- Named Great Midwest Athletic Conference Offensive and Special Teams Player of the Year in 2016
- Led the NCAA in receiving yards (1,577), receiving yards per game (141.5) and receiving TDs (21) as a sophomore in 2014

### PERSONAL

- Coached by Tyrann Scroggins at Central (Ky.) High School, where he was a four-year letterwinner and two-year starter at DB, WR and QB

### REGULAR SEASON CAREER STATISTICS

YEAR	TEAM	GP/GS	RECs	YDS	AVG.	LG	TD
2017	JAX	14/4	32	607	19.0	75t	3
NFL totals: 1 yr.		14/4	32	607	19.0	75t	3

### 2017 GAME-BY-GAME STATISTICS

DATE	OPP	RECs	YDS	AVG.	LG	TD
09/10	at Houston	0	0	0.0	-	0
09/17	vs. Tennessee	2	13	6.5	11	0
09/24	vs. Baltimore	1	13	13.0	13	0
10/01	at New York Jets	1	10	10.0	10	0
10/08	at Pittsburgh	1	4	4.0	4	0
10/15	vs. LA Rams	1	7	7.0	7	0
10/22	at Indianapolis	2	64	32.0	52	0
BYE WEEK						
11/05	vs. Cincinnati	3	47	15.7	37	0
11/12	vs. LA Chargers	3	61	20.6	36	0
11/19	at Cleveland	3	24	8.0	11	0
11/26	at Arizona	2	30	15.0	24	0
12/03	vs. Indianapolis	3	49	16.3	32	1
12/10	vs. Seattle	3	99	33.0	75t	1
12/17	vs. Houston	7	186	26.6	73	1
12/24	at San Francisco					
12/31	at Tennessee					
<b>2017 totals:</b>		<b>32</b>	<b>607</b>	<b>19.0</b>	<b>75t</b>	<b>3</b>

**Additional Statistics:** one special teams tackle



# AARON COLVIN

22

## AARON COLVIN

CORNERBACK  
6-0 193 LBS.  
OKLAHOMA  
BORN OCTOBER 2, 1991  
TULSA, OKLAHOMA  
ACQ: 4TH ROUND OF 2014 DRAFT (114TH)  
EXP: 4TH YEAR



### TRANSACTIONS

Originally drafted by Jacksonville in the fourth round (114th overall) of the 2014 draft ... Placed on injured reserve on 12/23/16

### PRO (Games played/started - 46/24)

- Since 2015, his 5.0 sacks are most in the NFL by a CB and tied for the most by a defensive back (K.C.'s **Ron Parker**)
- Began rookie season on reserve/physically unable to perform list after suffering an ACL injury while playing for the Jaguars coaching staff on the South squad at the Senior Bowl in 2014

### 2017 (w/ JAX - 14/4)

- **9/10 at HOU:** Saw action at CB and recorded one solo tackle
- **9/17 vs. TEN:** Recorded three solo tackles
- **9/24 vs. BAL:** Recorded one solo tackle and one pass defended
- **10/1 at NYJ:** Recorded three tackles (two solo)
- **10/8 at PIT:** Tied for the team lead with 10 tackles (nine solo) and also recorded two tackles for a loss
- **10/15 vs. LAR:** Recorded two solo tackles, one tackle for a loss and a fumble recovery
- **10/22 at IND:** Started at CB in the nickel package and recorded two tackles (one solo)
- **11/5 vs. CIN:** Recorded one solo tackle
- **11/12 vs. LAC:** Started at CB and recorded three tackles (one solo), one tackle for a loss and one pass defended
- **11/19 at CLE:** Recorded two tackles (one solo)
- **11/26 at ARI:** Started at CB and recorded one solo tackle and two passes defended
- **12/3 vs. IND:** Recorded one solo tackle
- **12/10 vs. SEA:** Tied for the team-lead with six solo tackles
- **12/17 vs. HOU:** Started at CB and totaled three tackles (two solo) and one pass defended

### 2016 (w/ JAX - 10/4)

Missed the first four games of the season on the Reserve/Suspended by the Commissioner list

- **10/16 at CHI:** Made his season debut, posting five solo tackles, including one tackle for loss
- **10/23 vs. OAK:** Talled three solo tackles at CB
- **10/27 at TEN:** Started at LCB and made two tackles (one solo)
- **11/6 at K.C.:** Saw action at CB and made seven tackles (five solo)
- **11/13 vs. HOU:** Saw action at CB and registered a seven-yard sack
- **11/20 at DET:** Started at CB and recorded two solo tackles before exiting the game with a concussion
- **11/27 at BUF:** Saw action at CB and on special teams
- **12/4 vs. DEN:** Saw action at CB and made one solo tackle
- **12/11 vs. MIN:** Started at CB and made one tackle
- **12/18 at HOU:** Started at CB before exiting the game with an ankle injury

### 2015 (w/ JAX - 16/15)

Started in 15 of 16 games at RCB, totaling 73 tackles (60 solo), seven passes defended, six tackles for loss and 4.0 sacks ... His 4.0 sacks are the most by an NFL DB since **Roman Harper's** 7.5 sacks in 2011 and the most by a Jaguars DB since **Aaron Beasley's** 5.0 sacks in 2000 (Colvin's 4.0 sacks are the second-most by a Jaguars DB in franchise history)

- **9/20 vs. MIA:** Made six tackles (five solo)
- **10/4 at IND:** Started at RCB, recording six tackles (five solo), including two tackles for loss, and his first career sack
- **10/11 at T.B.:** Started at RCB, tallying five tackles (five solo) and one sack
- **10/25 vs. BUF:** Made six tackles (six solo), including a sack-fumble that DE **Chris Clemons** returned for a TD ... Recorded the game-clinching PBU with 57 seconds remaining in the game to force a turnover on downs
- **11/8 at NYJ:** Made a season-high eight tackles (four solo), including one tackle for loss
- **11/19 vs. TEN:** Started at RCB, making seven tackles (seven solo), three passes defended and one sack
- **12/27 at N.O.:** Started at RCB and made a season-high nine tackles (five solo)

### 2014 (w/ JAX - 6/1)

Saw action in six games as a rookie and totaled 25 tackles (21 solo), two passes defended, two QB hits and one fumble recovery ... Placed on the reserve/physically unable to perform list on Aug. 26 and was activated to 53-man roster on Nov. 11

- **11/23 at IND:** Made NFL debut and saw action at CB and on special teams ... Finished with one solo tackle
- **11/30 vs. NYG:** Saw extensive action at CB ... Scored a TD on a 41-yard fumble return in the fourth quarter, his first career score ... It marked the fifth-longest fumble recovery for a touchdown in team history and longest since 2007 (77 yards, Daryl Smith, Oct. 14 vs. Houston)
- **12/7 vs. HOU:** Registered five tackles (four solo) and added one special teams tackle
- **12/18 vs. TEN:** Posted a career-high seven solo tackles and one pass defended

### COLLEGE (at Oklahoma, 2010-13)

- Four-year letterman
- Appeared in 50 games with 36 starts
- Career totals include 234 tackles (170 solo), 15 tackles for a loss, 3.5 sacks, five INTs, one forced fumble, three fumble recoveries and 23 passes defended
- Started 35 of his last 36 games
- Named a semifinalist for the Thorpe Award as a senior, given to the top defensive back in college football
- Was All-Big 12 first-team selection by coaches, AP and the San Antonio Express-News
- Majored in communications

### PERSONAL

- Attended Owasso (Okla.) High School
- Son of Bryant and Lisa Colvin
- Twitter handle is @AColvin\_22



### REGULAR SEASON CAREER STATISTICS

YEAR	TEAM	GP/GS	TKL	SOLO	ASST	SACKS	FF	FR	PD	INT
2014	JAX	6/1	25	21	4	0.0	0	1	2	0
2015	JAX	16/15	73	60	13	4.0	1	0	7	0
2016	JAX	10/4	22	18	4	1.0	0	0	0	0
2017	JAX	14/4	39	32	7	0.0	0	1	5	0
<b>NFL totals:</b>		<b>3 yrs. 46/24</b>	<b>160</b>	<b>132</b>	<b>28</b>	<b>5.0</b>	<b>1</b>	<b>2</b>	<b>14</b>	<b>0</b>



### CAREER HIGHS

	GAME	SEASON
<b>Tackles:</b>	10 (10/8/17 at PIT)	73 (2015)
<b>Sacks:</b>	1.0 (five times, last: 11/13/16 vs. HOU)	4.0 (2016)
<b>Passes defended:</b>	3 (11/19/15 vs. TEN)	7 (2015)
<b>Forced fumbles:</b>	1 (10/25/15 vs. BUF)	1 (2015)
<b>Fumble recoveries:</b>	1 (twice, last: 10/15/17 vs. LAR)	1 (2014 & 17)



### 2017 GAME-BY-GAME STATISTICS

DATE	OPP	TKL	SOLO	ASST	SACKS	FF	FR	PD	INT	
09/10	at Houston	1	1	0	0.0	0	0	0	0	
09/17	vs. Tennessee	3	3	0	0.0	0	0	0	0	
09/24	vs. Baltimore	1	1	0	0.0	0	0	1	0	
10/01	at New York Jets	3	2	1	0.0	0	0	0	0	
10/08	at Pittsburgh	10	9	1	0.0	0	0	0	0	
10/15	vs. LA Rams	3	2	1	0.0	0	1	0	0	
10/22	at Indianapolis	2	1	1	0.0	0	0	0	0	
BYE WEEK										
11/05	vs. Cincinnati	1	1	0	0.0	0	0	0	0	
11/12	vs. LA Chargers	3	1	2	0.0	0	0	1	0	
11/19	at Cleveland	2	1	1	0.0	0	0	0	0	
11/26	at Arizona	1	1	0	0.0	0	0	2	0	
12/03	vs. Indianapolis	1	1	0	0.0	0	0	0	0	
12/10	vs. Seattle	6	6	0	0.0	0	0	0	0	
12/17	vs. Houston	3	2	1	0.0	0	0	1	0	
12/24	at San Francisco									
12/31	at Tennessee									
<b>2017 totals:</b>		<b>39</b>	<b>32</b>	<b>7</b>	<b>0.0</b>	<b>0</b>	<b>1</b>	<b>5</b>	<b>0</b>	

**Additional Statistics:** one special teams tackle

# AARON COLVIN

2016 GAME-BY-GAME STATISTICS									
DATE	OPP	TKL	SOLO	ASST	SACKS	FF	FR	PD	INT
09/11	vs. Green Bay				--				
09/18	at San Diego				--				
09/25	vs. Baltimore				--				
10/02	vs. Indianapolis				--				
	BYE WEEK								
10/16	at Chicago	5	5	0	0.0	0	0	0	0
10/23	vs. Oakland	3	3	0	0.0	0	0	0	0
10/27	at Tennessee	2	1	1	0.0	0	0	0	0
11/06	Kansas City	7	5	2	0.0	0	0	0	0
11/13	vs. Houston	1	1	0	1.0	0	0	0	0
11/20	at Detroit	2	2	0	0.0	0	0	0	0
11/27	at Buffalo	0	0	0	0.0	0	0	0	0
12/04	vs. Denver	1	1	0	0.0	0	0	0	0
12/11	vs. Minnesota	1	0	1	0.0	0	0	0	0
12/18	at Houston	0	0	0	0.0	0	0	0	0
12/24	vs. Tennessee				IR				
01/01	at Indianapolis				IR				
<b>2016 totals:</b>		<b>22</b>	<b>18</b>	<b>4</b>	<b>1.0</b>	<b>0</b>	<b>0</b>	<b>0</b>	<b>0</b>

2015 GAME-BY-GAME STATISTICS									
DATE	OPP	TKL	SOLO	ASST	SACKS	FF	FR	PD	INT
09/13	vs. Carolina	2	1	1	0.0	0	0	0	0
09/20	vs. Miami	6	5	1	0.0	0	0	0	0
09/27	at New England	2	2	0	0.0	0	0	0	0
10/04	at Indianapolis	6	5	1	1.0	0	0	0	0
10/11	at Tampa Bay	6	5	1	1.0	0	0	0	0
10/18	vs. Houston	4	4	0	0.0	0	0	0	0
10/25	vs. Buffalo	6	6	0	1.0	1	0	1	0
	BYE WEEK								
11/08	at N.Y. Jets	8	4	4	0.0	0	0	0	0
11/15	at Baltimore	4	3	1	0.0	0	0	0	0
11/19	vs. Tennessee	7	7	0	1.0	0	0	3	0
11/29	vs. San Diego	3	3	0	0.0	0	0	1	0
12/06	at Tennessee	0	0	0	0.0	0	0	1	0
12/13	vs. Indianapolis	2	2	0	0.0	0	0	0	0
12/20	vs. Atlanta	3	3	0	0.0	0	0	0	0
12/27	at New Orleans	9	5	4	0.0	0	0	0	0
01/03	at Houston	5	4	1	0.0	0	0	1	0
<b>2015 totals:</b>		<b>73</b>	<b>60</b>	<b>13</b>	<b>4.0</b>	<b>1</b>	<b>0</b>	<b>7</b>	<b>0</b>

2014 GAME-BY-GAME STATISTICS									
DATE	OPP	TKL	SOLO	ASST	SACKS	FF	FR	PD	INT
09/07	at Philadelphia				PUP				
09/14	at Washington				PUP				
09/21	vs. Indianapolis				PUP				
09/28	at San Diego				PUP				
10/05	vs. Pittsburgh				PUP				
10/12	at Tennessee				PUP				
10/19	vs. Cleveland				PUP				
10/26	vs. Miami				PUP				
11/02	at Cincinnati				PUP				
11/09	vs. Dallas				PUP				
	BYE WEEK								
11/23	at Indianapolis	1	1	0	0.0	0	0	0	0
11/30	vs. N.Y. Giants	4	3	1	0.0	0	1	1	0
12/07	vs. Houston	5	4	1	0.0	0	0	0	0
12/14	at Baltimore	4	3	1	0.0	0	0	0	0
12/18	vs. Tennessee	7	7	0	0.0	0	0	1	0
12/28	at Houston	4	3	1	0.0	0	0	0	0
<b>2014 totals:</b>		<b>25</b>	<b>21</b>	<b>4</b>	<b>0.0</b>	<b>0</b>	<b>1</b>	<b>2</b>	<b>0</b>

# MARCELL DAREUS

## 99 MARCELL DAREUS



**DEFENSIVE TACKLE**  
 6-3 331 LBS  
 ALABAMA  
 BORN MARCH 13, 1990  
 BIRMINGHAM, ALABAMA  
 ACQ: TRADE (BUFFALO) 2017  
 EXP: 7TH YEAR



### TRANSACTIONS

Originally drafted by Buffalo in the first round (third overall) in the 2011 draft ... Traded to Jacksonville for a 2018 sixth-round draft pick on 10/28/17

### PRO (Games played/started - 98/85)

- Earned All-Pro honors in 2014
- Selected to the Pro Bowl in 2014 and 2015

### 2017 (w/ BUF, JAX - 12/0)

Appeared in five games with Buffalo prior to his trade to Jacksonville and totaled eight tackles (four solo), one sack and two tackles for a loss

- **11/5 vs. CIN:** Made his Jaguars debut and recorded three solo tackles
- **11/12 vs. LAC:** Recorded four tackles (three solo)
- **11/19 at CLE:** Recorded a solo tackle
- **11/26 at ARI:** Saw action at DT
- **12/3 vs. IND:** Recorded three solo tackles
- **12/10 vs. SEA:** Recorded three tackles (two solo)
- **12/17 vs. HOU:** Recorded two solo tackles

### 2016 (w/ BUF - 8/7)

Appeared in eight games with seven starts and recorded 39 tackles (24 solo), five tackles for a loss, 3.5 sacks and one pass defensed

### 2015 (w/ BUF - 15/15)

Started all 15 games he appeared in and totaled 51 tackles (38 solo), nine tackles for a loss and two sacks

### 2014 (w/ BUF - 15/15)

Started all 15 games he appeared in under current Jaguars Head Coach Doug Marrone and totaled 49 tackles (36 solo), 12 tackles for a loss, a career high 10 sacks, one pass defensed and one forced fumble

### 2013 (w/ BUF - 16/14)

Appeared in all 16 games under current Jaguars Head Coach Doug Marrone, starting 14 and recorded a career high 71 tackles (46 solo), eight tackles for a loss, 7.5 sacks, three passes defensed and one forced fumble

### 2012 (w/ BUF - 16/16)

Started in all 16 games and recorded 39 tackles (26 solo), five tackles for a loss, 5.5 sacks, six passes defensed and one fumble recovery

### 2011 (w/ BUF - 16/15)

Appeared in all 16 games, starting 15 and totaled 43 tackles (32 solo), nine tackles for a loss, 5.5 sacks, two passes defensed and one fumble recovery

### COLLEGE (at Alabama, 2008-10)

- Appeared in 33 career games, totaling 39 tackles (27 solo), 20 tackles for loss and 11 sacks.
- Won the BCS National Championship in 2010 and was named the game's defensive MVP

### PERSONAL

- Totaled 117 tackles and 20 sacks as a senior, and also returned a fumble for a touchdown
- Attended Huffman (Ala.) High School
- ASWA All-State honorable mention, listed on the Atlanta Journal-Constitution's Super Southern 100 and the Mobile Press-Register Elite 18.

### REGULAR SEASON CAREER STATISTICS

YEAR	TEAM	GP/GS	TKL	SOLO	ASST	SACKS	FF	FR	PD	TFL	INT
2011	BUF	16/15	43	32	11	5.5	0	1	2	9	0
2012	BUF	16/16	39	26	13	5.5	0	1	6	5	0
2013	BUF	16/14	71	46	25	7.5	1	0	3	8	0
2014	BUF	15/15	49	36	13	10.0	1	0	1	12	0
2015	BUF	15/15	51	38	13	2.0	0	0	0	5	0
2016	BUF	8/7	39	24	15	3.5	0	0	1	5	0
2017	BUF	5/3	8	4	4	1.0	0	0	0	2	0
2017	JAX	7/0	16	14	2	0.0	0	0	0	0	0
<b>NFL totals: 7 yrs.</b>		<b>98/85</b>	<b>316</b>	<b>220</b>	<b>96</b>	<b>35.0</b>	<b>2</b>	<b>2</b>	<b>13</b>	<b>46</b>	<b>0</b>

### CAREER HIGHS

	GAME	SEASON
<b>Tackles:</b>	8 (two times; last: 11/12/16 vs. JAX)	71 (2013)
<b>Sacks:</b>	3.0 (two times; last: 11/9/14 vs. KC)	10.0 (2014)
<b>Forced fumbles:</b>	1 (two times; last: 10/5/14 at DET)	1 (2013 & 2014)
<b>Fumble recoveries:</b>	1 (two times; last: 10/7/14 at S.F.)	1 (2011 & 2012)

### 2017 GAME-BY-GAME STATISTICS

DATE	OPP	TKL	SOLO	ASST	SACKS	FF	FR	PD	TFL	INT
<b>W/BUF</b>										
09/10	vs. New York Jets	0	0	0	0.0	0	0	0	0	0
09/17	at Carolina	1	0	1	0.0	0	0	0	0	0
09/24	vs. Denver	0	0	0	0.0	0	0	0	0	0
10/01	at Atlanta	0	0	0	0.0	0	0	0	0	0
10/08	at Cincinnati	2	1	1	1.0	0	0	0	1	0
BYE WEEK										
10/22	vs. Tampa Bay	5	3	2	0.0	0	0	0	1	0
<b>W/JAX</b>										
BYE WEEK										
11/05	vs. Cincinnati	3	3	0	0.0	0	0	0	0	0
11/12	vs. LA Chargers	4	3	1	0.0	0	0	0	0	0
11/19	at Cleveland	1	1	0	0.0	0	0	0	0	0
11/26	at Arizona	0	0	0	0.0	0	0	0	0	0
12/03	vs. Indianapolis	3	3	0	0.0	0	0	0	0	0
12/10	vs. Seattle	3	2	1	0.0	0	0	0	0	0
12/17	vs. Houston	2	2	0	0.0	0	0	0	0	0
12/24	at San Francisco									
12/31	at Tennessee									
<b>2017 totals:</b>		<b>24</b>	<b>18</b>	<b>6</b>	<b>1.0</b>	<b>0</b>	<b>0</b>	<b>0</b>	<b>2</b>	<b>0</b>

# LEONARD FOURNETTE

## 27 LEONARD FOURNETTE

RUNNING BACK

6-0 228 LBS.


LOUISIANA STATE

BORN JANUARY 18, 1995

NEW ORLEANS, LOUISIANA

ACQ: FIRST ROUND OF 2017 DRAFT (4TH)

EXP: ROOKIE



### TRANSACTIONS

Drafted by Jacksonville in the first round (fourth overall) in the 2017 draft

### PRO (Games played/started - 11/11)

- Became the first player in Jaguars history to rush for at least 100 yards in his NFL debut and also became the eighth player in NFL history to register at least 100 rushing yards, one-plus rushing TD and three-plus receptions in their NFL debut
- First player in franchise history to score a scrimmage TD in each of his first six career games
- At 22 years and 263 days old, Fournette is the youngest player in NFL history with a rushing TD of at least 90 yards (10/8 at PIT)
- Joins New England's **Robert Edwards** (1998) as the only rookies in NFL history to score a TD in each of their team's first six games of the season.
- Rushed 130 times for 596 yards, including six rushing TDs, in his first six games, which marks the most rushing yards by a Jaguars rookie through six career games
- Became the fifth player in NFL history to rush for at least 550 yards and six rushing TDs through six career games.
- Joins **Fred Taylor** (1,644), **Maurice Jones-Drew** (1,377) and **T.J. Yeldon** (1,019) as the only Jaguars rookie RB to surpass 1,000 scrimmage yards

### 2017 (w/ JAX - 11/11)

- 9/10 at HOU:** Started at RB and made his NFL debut ... Rushed 26 times for 100 yards and one TD and tied for the team lead with three receptions for 24 yards ... Became the first player in Jaguars history to rush for at least 100 yards in his NFL debut and also became the eighth player in NFL history to register at least 100 rushing yards, one-plus rushing TD and three-plus receptions in their NFL debut
- 9/17 vs. TEN:** Rushed 14 times for 40 yards and one TD, while adding two receptions for 21 yards
- 9/24 vs. BAL:** Rushed 17 times for 59 yards and one TD and recorded three receptions for 21 yards
- 10/1 at NYJ:** Totaled 145 yards from scrimmage with a team-high 86 yards rushing on 24 carries and led the team with 59 yards receiving on four receptions, including his first career TD reception
- 10/8 at PIT:** Rushed 28 times for 181 yards and two TDs, including a long TD run of 90 yards, which is the longest regular-season rush in franchise history ... Also recorded one reception for three yards
- 10/15 vs LAR:** Rushed 21 times for 130 yards with one TD, including a long TD run of 75 yards ... Also recorded two receptions for eight yards
- 10/22 at IND:** Inactive (ankle)
- 11/5 vs. CIN:** Inactive
- 11/12 vs. LAC:** Rushed 17 times for 33 yards and caught two receptions for 13 yards
- 11/19 at CLE:** Rushed 28 times for 111 yards and caught two receptions for 7 yards ... Joins **Fred Taylor** as the only rookies in franchise history to rush for at least 100 yards in four or more games during their rookie season
- 11/26 at ARI:** Started at RB and rushed 12 times for 25 yards and caught three passes for 17 yards
- 12/3 vs. IND:** Rushed 20 times for 57 yards and one TD and also caught three passes for 22 yards
- 12/10 vs. SEA:** Rushed 24 times for 101 yards, one TD and caught four passes for 18 yards
- 12/17 vs. HOU:** Inactive (quad)

### COLLEGE (at LSU, 2014-16)

- Set or tied 23 school records during his career (eight single-season, five single-game, seven bowl and three career)
- Finished career ranked fourth in LSU history with 3,830 rushing yards in only 32 games
- Ranks second in school history in all-purpose yards per game (155.7), third in overall TDs (42), fourth in rushing TDs (40) and all-purpose yards (4,981) and seventh in scoring (252)
- Holds LSU career records for yards per play (6.2), rushing yards per game (119.7), 200-yard rushing games (five) and consecutive 100-yard rushing games (nine)
- Cracked the 100-yard mark 19 of his 32 games played and went over 200 yards a school-record five times
- Fastest player in LSU history to reach 2,000 and 3,000 yards

- Only player in school history to rush for 1,000 yards in each of his first two seasons

### HIGH SCHOOL

- A four-year starting running back at St. Augustine (La.)
- Listed as the No. 1 overall prospect by ESPN.com and Scout.com
- Named the USA Today National Offensive Player of the Year and a member of the All-USA First Team
- Selected to the Parade All-America first team
- Awarded the 2013 and 2014 Louisiana Gatorade Player of the Year awards, the first player in the state to win it twice
- Finished his high school career with 7,619 rushing yards and 88 rushing TDs

### PERSONAL

- Parents are Leonard and Lory Fournette
- Brother, Lanard, is a member of the LSU football team
- Has a daughter, Lyric, and one son, Leonard IV

### REGULAR SEASON CAREER STATISTICS

YEAR	TEAM	GP/GS	RUSHING					RECEIVING				
			NO	YDS	AVG	LG	TD	NO	YDS	AVG	LG	TD
2017	JAX	11/11	231	923	4.0	90t	8	29	213	7.3	28	1
<b>Career totals: 1 yr.</b>		<b>11/11</b>	<b>231</b>	<b>923</b>	<b>4.0</b>	<b>90t</b>	<b>8</b>	<b>29</b>	<b>213</b>	<b>7.3</b>	<b>28</b>	<b>1</b>

### 2017 GAME-BY-GAME STATISTICS

DATE	GAME	NO	YDS	AVG	LG	TD	RECEIVING				
							NO	YDS	AVG	LG	TD
09/10	at Houston	26	100	3.8	17	1	3	24	8.0	12	0
09/17	vs. Tennessee	14	40	2.9	7	1	2	21	10.5	11	0
09/24	vs. Baltimore	17	59	3.5	15	1	3	21	7.0	10	0
10/01	at New York Jets	24	86	3.6	11	0	4	59	14.8	28	1
10/08	at Pittsburgh	28	181	6.5	90t	2	1	3	3.0	3	0
10/15	vs. LA Rams	21	130	6.2	75t	1	2	8	4.0	6	0
10/22	at Indianapolis	Inactive									
10/22	BYE WEEK										
11/05	vs. Cincinnati	Inactive									
11/12	vs. LA Chargers	17	33	1.9	8	0	2	13	6.5	8	0
11/19	at Cleveland	28	111	4.0	29	0	2	7	3.5	9	0
11/26	at Arizona	12	25	2.1	8	0	3	17	5.7	17	0
12/03	vs. Indianapolis	20	57	2.9	24	1	3	22	7.3	11	0
12/10	vs. Seattle	24	101	4.2	15	1	4	18	4.5	15	0
12/17	vs. Houston	Inactive									
12/24	at San Francisco	Inactive									
12/31	at Tennessee	Inactive									
<b>2017 totals:</b>		<b>231</b>	<b>923</b>	<b>4.0</b>	<b>90t</b>	<b>8</b>	<b>29</b>	<b>213</b>	<b>7.3</b>	<b>28</b>	<b>1</b>

# DANTE FOWLER JR.

## 56 DANTE FOWLER JR.

DEFENSIVE END  
6-3 255 LBS  
FLORIDA  
BORN AUGUST 3, 1994  
ST. PETERSBURG, FLORIDA  
ACQ: 1ST ROUND OF 2015 DRAFT (3RD)  
EXP: 3RD YEAR



### TRANSACTIONS

Originally drafted by Jacksonville in the first round (third overall) of the 2015 draft ... Placed on injured reserve on 8/29/15

### PRO (Games played/started - 30/1)

- First defensive player selected in the 2015 NFL Draft
- Second-highest defensive player drafted in Jaguars history (LB **Kevin Hardy** was selected 2nd overall in 1996)
- Joined RB **Fred Taylor** (9th, 1998), S **Reggie Nelson** (21st, 2007) and DE **Derrick Harvey** (8th, 2008) as the only players in franchise history to be drafted out of the University of Florida in the first round
- Joins Harvey as the only DEs selected in the first round in franchise history
- Ninth player selected by the Jaguars from the University of Florida, the most of any college/university in franchise history
- Became third Florida DE in last three years to be drafted in first round
- Has registered 11.5 career sacks, which ranks third most in Jaguars history through 30 career games

### 2017 (w/ JAX - 14/0)

- **9/10 at HOU:** Saw action at DE and recorded three solo tackles, one tackle for a loss, one sack, one forced fumble and returned one fumble 53 yards for a score
- **9/17 vs. TEN:** Saw action at DE
- **9/24 vs. BAL:** Recorded two solo tackles, one sack and one tackle for a loss
- **10/1 at NYJ:** Recorded three solo tackles, one sack, one tackle for a loss and one forced fumble
- **10/8 at PIT:** Recorded one solo tackle, one sack and one tackle for a loss
- **10/15 vs LAR:** Saw action at DE
- **10/22 at IND:** Recorded four tackles (three solo), 1.5 sacks and one tackle for a loss
- **11/5 vs. CIN:** Saw action at DE and helped limit CIN to 29 yards rushing
- **11/12 vs. LAC:** Saw action at DE
- **11/19 at CLE:** Recorded one solo tackle, one sack, one tackle for a loss and one fumble recovery
- **11/26 at ARI:** Recorded two solo tackles
- **12/3 vs. IND:** Saw action at DE
- **12/10 vs. SEA:** Saw action at DE and recorded one quarterback hit
- **12/17 vs. HOU:** Recorded two solo tackles, one sack and one tackle for a loss

### 2016 (w/ JAX - 16/1)

- Made his NFL debut in the team's season opener
- **9/11 vs. G.B.:** Started at LEO and made three tackles (two solo) and one tackle for loss
  - **9/18 at S.D.:** Recorded a career-high six tackles (five solo), including 2.0 sacks
  - **9/25 vs. BAL:** Saw action at LEO and made one solo tackle and recorded his first career pass defended
  - **10/2 vs. IND:** Saw action at LEO and made two solo tackles ... Posted two QB hurries, one of which resulted in **Yannick Ngakou**'s first-quarter INT after he tipped QB **Andrew Luck**'s attempt
  - **10/16 at CHI:** Saw action at LEO and made one solo tackle
  - **10/23 vs. OAK:** Tallied two solo tackles at LEO
  - **10/27 at TEN:** Saw action at LEO and totaled two tackles
  - **11/6 at K.C.:** Saw action at LEO, making four tackles (one solo) and was credited with 0.5 sack
  - **11/13 vs. HOU:** Saw action at LEO and made one solo tackle
  - **11/20 at DET:** Saw action at LEO and made one solo tackle for loss
  - **11/27 at BUF:** Saw action at LEO and made one tackle
  - **12/4 vs. DEN:** Saw action at LEO and made four solo tackles, including one tackle for loss
  - **12/11 vs. MIN:** Saw action at LEO and made one solo tackle
  - **12/18 at HOU:** Saw action at LEO before exiting the game with a hip pointer
  - **12/24 vs. TEN:** Tallied two solo tackles, along with 1.0 sack, two passes defended and three QB hits
  - **1/1 at IND:** Saw action at LEO and assisted on one tackle, recorded 0.5 sack, one pass defended and two QB hits

### 2015 (w/ JAX - IR)

- Suffered a torn ACL on May 18, 2015 in Jaguars rookie mini-camp and was placed on IR on August 29, 2015

### COLLEGE (at Florida, 2012-14)

- Declared for the NFL Draft following his junior season
- Played in 37 games with 25 starts
- Career totals included 140 tackles (73 solo), 34 tackles for loss, 14.5 sacks, five forced fumbles, two fumble recoveries and two passes defended
- Started the final 24 games of his career
- Served as a team captain his junior season and two games as a sophomore

### PERSONAL

- Attended Lakewood Senior (St. Petersburg, Fla.) High School, where he played for Head Coach Cory Moore
- A five-star prospect ranked as the No. 3 weakside defensive side and No. 28 recruit overall by Rivals.com
- Ranked in the Rivals100 national list (No. 28), as well as the ESPN 150 national list (No. 71)
- Named an Honorable Mention All-American by Sports Illustrated
- Also competed as a shot putter, recording a top-throw of 14.32 meters
- Son of Lanora and Dante Fowler Sr.
- Has one son, Dante Fowler III, who is three years old
- Has two younger brothers, Donterio and Cam'Ron
- Twitter handle is @DanteFowler

### REGULAR SEASON CAREER STATISTICS

YEAR	TEAM	GP/GS	TKL	SOLO	ASST	ST	SACKS	FF	FR	PD	TFL
2015	JAX					IR					
2016	JAX	16/1	32	23	9	0	4.0	0	0	5	6
2017	JAX	14/0	18	17	1	0	7.5	2	2	0	7
<b>NFL totals:</b>		<b>3 yrs. 30/1</b>	<b>50</b>	<b>40</b>	<b>10</b>	<b>0</b>	<b>11.5</b>	<b>2</b>	<b>2</b>	<b>5</b>	<b>12</b>

### CAREER HIGHS

	GAME	SEASON
<b>Tackles:</b>	6 (9/18/16 at SD)	32 (2016)
<b>Sacks:</b>	2.0 (9/18/16 at SD)	7.5 (2017)
<b>Forced fumbles:</b>	1 (twice; last: 10/1/17 at NYJ)	2 (2017)
<b>Fumble recoveries:</b>	1 (twice; last: 11/19/17 at CLE)	2 (2017)

### 2017 GAME-BY-GAME STATISTICS

DATE	OPP	TKL	SOLO	ASST	ST	SACKS	FF	FR	PD	TFL
09/10	at Houston	3	3	0	0	1.0	1	1	0	1
09/17	vs. Tennessee	0	0	0	0	0.0	0	0	0	0
09/24	vs. Baltimore	2	2	0	0	1.0	0	0	0	1
10/01	at New York Jets	3	3	0	0	1.0	1	0	0	1
10/08	at Pittsburgh	1	1	0	0	1.0	0	0	0	1
10/15	vs. LA Rams	0	0	0	0	0.0	0	0	0	0
10/22	at Indianapolis	4	3	1	0	1.5	0	0	0	1
	BYE WEEK									
11/05	vs. Cincinnati	0	0	0	0	0.0	0	0	0	0
11/12	vs. LA Chargers	0	0	0	0	0.0	0	0	0	0
11/19	at Cleveland	1	1	0	0	1.0	0	1	0	1
11/26	at Arizona	2	2	0	0	0.0	0	0	0	0
12/03	vs. Indianapolis	0	0	0	0	0.0	0	0	0	0
12/10	vs. Seattle	0	0	0	0	0.0	0	0	0	0
12/17	vs. Houston	2	2	0	0	1.0	0	0	0	1
12/24	at San Francisco									
12/31	at Tennessee									
<b>2017 totals:</b>		<b>18</b>	<b>17</b>	<b>1</b>	<b>0</b>	<b>7.5</b>	<b>2</b>	<b>2</b>	<b>0</b>	<b>7</b>

### 2016 GAME-BY-GAME STATISTICS

DATE	OPP	TKL	SOLO	ASST	ST	SACKS	FF	FR	PD	TFL
09/11	vs. Green Bay	3	2	1	0	0.0	0	0	0	1
09/18	at San Diego	6	5	1	0	2.0	0	0	0	2
09/25	vs. Baltimore	1	1	0	0	0.0	0	0	1	0
10/02	vs. Indianapolis	2	2	0	0	0.0	0	0	1	0
	BYE WEEK									
10/16	at Chicago	1	1	0	0	0.0	0	0	0	0
10/23	vs. Oakland	2	2	0	0	0.0	0	0	0	0
10/27	at Tennessee	2	0	2	0	0.0	0	0	0	0
11/06	at Kansas City	4	1	3	0	0.5	0	0	0	0
11/13	vs. Houston	1	1	0	0	0.0	0	0	0	0
11/20	at Detroit	1	1	0	0	0.0	0	0	0	1
11/27	at Buffalo	1	0	1	0	0.0	0	0	0	0
12/04	vs. Denver	4	4	0	0	0.0	0	0	0	1
12/11	vs. Minnesota	1	1	0	0	0.0	0	0	0	0
12/18	at Houston	0	0	0	0	0.0	0	0	0	0
12/24	vs. Tennessee	2	2	0	0	1.0	0	0	2	1
01/01	at Indianapolis	1	0	1	0	0.5	0	0	1	0
<b>2016 totals:</b>		<b>32</b>	<b>23</b>	<b>9</b>	<b>0</b>	<b>4.0</b>	<b>0</b>	<b>0</b>	<b>5</b>	<b>6</b>

# TASHAUN GIPSON

39

## TASHAUN GIPSON



DEFENSIVE BACK

5-11 212 LBS.

WYOMING

BORN AUGUST 7, 1990

DALLAS, TEXAS

ACQ: UFA (CLEVELAND) 2016

EXP: 6TH YEAR



### TRANSACTIONS

Originally signed by Cleveland as an undrafted free agent on 5/9/12 ... Signed by Jacksonville as an unrestricted free agent on 3/10/16

### PRO (Games played/started - 80/72)

- Earned first career Pro Bowl selection in 2014 after finishing second in NFL with six interceptions
- One of 10 players to register 15 or more INTs since 2012, joining CB **Richard Sherman**, DB **Glover Quin**, CB **Patrick Peterson**, S **Reggie Nelson**, CB **Aqib Talib**, CB **Brent Grimes**, CB **Earl Thomas**, CB **Casey Hayward** and CB **Trumaine Johnson**
- Ranks tied for third in the NFL among safeties with 19 interceptions

### 2017 (w/ JAX - 14/14)

- **9/10 at HOU:** Started at FS and finished tied for second on the team with six tackles (four solo), two passes defended and one interception, which he returned 67 yards
- **9/17 vs. TEN:** Started at FS and recorded two tackles (one solo)
- **9/24 vs. BAL:** Started at FS and recorded three solo tackles
- **10/1 at NYJ:** Started at FS and recorded seven solo tackles and one pass defended
- **10/8 at PIT:** Started at FS and recorded six tackles (five solo), two passes defended and two INTs, which ties a career high
- **10/15 vs. LAR:** Started at FS and recorded three tackles (two solo) and one tackle for a loss
- **10/22 at IND:** Started at FS and recorded four tackles (three solo)
- **11/5 vs. CIN:** Started at FS and recorded three solo tackles
- **11/12 vs. LAC:** Started at FS and recorded five solo tackles and one fumble recovery, which was the first fumble recovery of his career
- **11/19 at CLE:** Started at FS and recorded four tackles (three solo) and one tackle for a loss
- **11/26 at ARI:** Started at FS and recorded two solo tackles and one pass defended
- **12/3 vs. IND:** Started at FS and recorded four tackles (two solo), one INT and one pass defended
- **12/10 vs. SEA:** Started at FS and recorded two solo tackles
- **12/17 vs. HOU:** Started at FS and recorded three solo tackles

### 2016 (w/ JAX - 16/16)

- Made his Jaguars debut during the team's season opener
- **9/11 vs. G.B.:** Started at FS and made three solo tackles
  - **9/18 at S.D.:** Started at FS and made three solo tackles
  - **9/25 vs. BAL:** Registered his first INT with the Jaguars during the fourth quarter ... Also recorded three solo tackles
  - **10/2 vs. IND:** Started at FS and made one solo tackle
  - **10/16 at CHI:** Started at FS and made three solo tackles
  - **10/23 vs. OAK:** Started at FS and made two solo tackles
  - **10/27 at TEN:** Started at FS and made three tackles (two solo)
  - **11/6 at K.C.:** Started at FS
  - **11/13 vs. HOU:** Started at FS and tallied two solo tackles
  - **11/20 at DET:** Started at FS and made one solo tackle
  - **11/27 at BUF:** Started at FS and made two solo tackles
  - **12/4 vs. DEN:** Started at FS and made two tackles (one solo)
  - **12/11 vs. MIN:** Started at FS and made a season-high four solo tackles
  - **12/18 at HOU:** Started at FS and made four tackles (three solo)
  - **12/24 vs. TEN:** Started at FS and made two solo tackles and one pass defended
  - **1/1 at IND:** Started at FS and recorded a season-high six tackles (two solo)

### 2015 (w/ CLE - 13/13, 0/0)

Started 13 games, marking the third consecutive season in which he made 10-plus starts for the Browns ... Finished with 60 tackles (42 solo), two interceptions and two passes defended ... Tackle total was his highest since registering 105 stops in 2013 ... Has recorded an interception in all four NFL seasons, including two-plus interceptions in three straight years

- **9/13 at NYJ:** Totaled five tackles (three solo) and his first interception of the season, which came against Jets QB **Ryan Fitzpatrick** in the second quarter
- **9/20 vs. TEN:** Had eight tackles (five solo), his second-highest total in 2015
- **11/1 vs. ARI:** Produced one solo (tackle) and intercepted Cardinals QB **Carson Palmer** in the third quarter
- **12/20 at SEA:** Tallied a season-high nine tackles (five solo)

### 2014 (w/ CLE - 11/11, 0/0)

Selected to first Pro Bowl ... Started all 11 games at free safety and added 52 tackles, eight passes defended, six interceptions, one forced fumble and one interception-return TD ... Finished second in the NFL with career-high six interceptions, despite missing final five games ... Interception total led the team and were the most by a Browns player since 2010 ... Became the first player to lead the Browns in interceptions in consecutive years since **Earl Little** from 2002-03 ... Helped Cleveland finish first in the NFL in opponent passer rating (74.1) and passes defended (99)

- **9/14 vs. N.O.:** During 26-24 victory, registered eight tackles and one interception, returning it for a career-long 62-yard TD
- **10/19 at JAX:** Earned second career multiple-interception game, picking off Jaguars QB **Blake Bortles** twice
- **10/26 vs. OAK:** After Raiders shifted out of initial FG formation picked off Raiders QB **Matt Schaub** and returned it 35 yards
- **11/2 vs. T.B.:** Picked off Buccaneers QB **Mike Glennon** in end zone to thwart Tampa Bay scoring threat
- **11/6 at CIN:** In 24-3 primetime win, recorded three tackles, one pass defended and one forced fumble ... Member of Browns defense that limited Bengals to 79 net passing yards, second fewest by an NFL team in 2014
- **11/23 at ATL:** Sustained knee injury in fourth quarter and was placed on injured reserve on 12/20

### 2013 (w/ CLE - 16/15, 0/0)

Started 15 of 16 games at free safety ... Totaled 105 tackles, five interceptions, his first career interception-return TD and 14 passes defended

- **9/8 vs. MIA:** Intercepted Dolphins QB **Ryan Tannehill** and returned it 29 yards
- **10/13 vs. DET:** Intercepted Lions QB **Matthew Stafford** in end zone, returning it 35 yards ... Added eight tackles
- **10/20 at G.B.:** Amassed a career-high 11 tackles and added one pass defended
- **12/15 vs. CHI:** Registered first multiple-interception game (two) and first interception-return TD ... In second quarter, grabbed his second interception of the game, returning it 44 yards

### 2012 (w/ CLE - 10/3, 0/0)

Appeared in 10 contests, with three starts ... Registered 29 tackles, one interception and one pass defended ... Also accounted for four stops on special teams

- **12/9 vs. K.C.:** Recorded his first career interception

### COLLEGE (at Wyoming, 2008-11)

- Four-year starter at the University of Wyoming and started all 50 career games
- Notched nine career interceptions, which ranked tied for fourth in school history
- As a senior, recorded 95 tackles and three interceptions
- Played 38 games at Wyoming in the same defensive backfield as his brother, Marcell, one of the primary reasons he chose to attend the school
- Graduated with a degree in communications after finishing his course work during the offseason in 2015

### PERSONAL

- First name is pronounced tuh-SHAWN
- Has a son, Tashaun Jr., and daughter, Nala
- His father and all three brothers played Division I football, including his brother, Marcell, who was originally signed by the Minnesota Vikings as an undrafted free agent in 2011 ... His father played football at Arizona State
- One of six children
- Attended Kimball High School in Dallas, Texas
- Received all-state honorable mention laurels ... Named the 4A District 14 Dallas City League MVP and earned first-team all-district honors both as a cornerback and as a returner during his senior season
- Also lettered in basketball and track
- Aspires to start an Alzheimer's awareness charity, as the disease has affected his family ... Works to help youth and provide them gifts during the holiday season
- Twitter handle is @Gipson\_duos24



# TASHAUN GIPSON



## 2012 GAME-BY-GAME STATISTICS

DATE	OPP.	TKL	SOLO	ASST	INT	SACKS	FF	FR	PD
09/09	vs. Philadelphia	0	0	0	0	0.0	0	0	0
09/16	at Cincinnati	0	0	0	0	0.0	0	0	0
09/23	vs. Buffalo	4	3	1	0	0.0	0	0	0
09/27	at Baltimore	2	1	1	0	0.0	0	0	0
10/07	at N.Y. Giants					ina			
10/14	vs. Cincinnati					ina			
10/21	at Indianapolis					ina			
10/28	vs. San Diego					ina			
11/04	vs. Baltimore					ina			
	BYE WEEK								
11/18	at Dallas	2	1	1	0	0.0	0	0	0
11/25	vs. Pittsburgh	2	2	0	0	0.0	0	0	0
12/02	at Oakland	8	7	1	0	0.0	0	0	0
12/09	vs. Kansas City	2	1	1	1	0.0	0	0	1
12/16	vs. Washington	3	3	0	0	0.0	0	0	0
12/23	at Denver					ina			
12/30	at Pittsburgh	6	5	1	0	0.0	0	0	0
<b>2012 totals:</b>		<b>29</b>	<b>23</b>	<b>6</b>	<b>1</b>	<b>0.0</b>	<b>0</b>	<b>0</b>	<b>1</b>



# COREY GRANT

30

## COREY GRANT

RUNNING BACK

5-11 203 LBS.

AUBURN

BORN DECEMBER 19, 1991

OPELIKA, ALABAMA

ACQ: FREE AGENT 2015

EXP: 3RD YEAR



### TRANSACTIONS

Originally signed by Jacksonville as an undrafted rookie free agent on 5/8/15 ... Placed on injured reserve on 10/20/15

### PRO (Games played/started - 31/1)

- Third-year RB and kick returner

### 2017 (w/ JAX - 14/0)

- **9/10 at HOU:** Saw action on special teams
- **9/17 vs. TEN:** Rushed one time for 13 yards and returned three kickoffs for 74 yards (24.7 avg.)
- **9/24 vs. BAL:** Rushed six times for a team-high 75 yards, including a 58-yard fake punt and also registered one reception for 18 yards
- **10/1 at NYJ:** Rushed twice for nine yards and had one reception for negative five yards and returned one kickoff for 20 yards
- **10/8 at PIT:** Saw action at RB and on special teams and recorded one solo special teams tackle
- **10/15 vs LAR:** Saw action at RB and on special teams
- **10/22 at IND:** Rushed six times for eight yards and caught one pass for 28 yards
- **11/5 vs. CIN:** Rushed four times for 18 yards and returned one kickoff for 18 yards
- **11/12 vs. LAC:** Rushed once on a fake punt that he took 56 yards for a TD and returned two kickoffs for 51 yards
- **11/19 at CLE:** Saw action as the team's kickoff returner
- **11/26 at ARI:** Returned one kickoff for career-long 68 yards, which set up the then game-tying TD
- **12/3 vs. IND:** Returned two kickoffs for 46 yards, with a long return of 31 yards
- **12/10 vs. SEA:** Returned two kickoffs for 37 yards
- **12/17 vs. HOU:** Rushed 10 times for a team-high 69 yards and one TD ... Returned two kickoffs for 44 yards

### 2016 (w/ JAX - 11/1)

- **9/11 vs. G.B.:** Posted two kick returns for 51 yards (25.5 avg.), including a long of 32
- **9/18 at S.D.:** Posted his first career touchdown, a 15-yard reception in the fourth quarter ... Returned three kicks for 67 yards (22.3 avg.)
- **9/25 vs. BAL:** Returned three kicks for 58 yards (19.3 avg.)
- **10/2 vs. IND:** Posted four kick returns for 80 yards (20.0 avg.), including a long of 28
- **10/16 at CHI:** Inactive (toe)
- **10/23 vs. OAK:** Inactive (toe)
- **10/27 at TEN:** Inactive (toe)
- **11/6 at K.C.:** Inactive
- **11/13 vs. HOU:** Inactive
- **11/20 at DET:** Saw action on special teams
- **11/27 at BUF:** Saw action on special teams, returning one kick for 12 yards
- **12/4 vs. DEN:** Rushed once for two yards and saw action on special teams
- **12/11 vs. MIN:** Rushed four times for 13 yards (3.3 avg.)
- **12/18 at HOU:** Saw action primarily on special teams and made a team-high three special teams tackles
- **12/24 vs. TEN:** Saw action after RBs **T.J. Yeldon** and **Chris Ivory** exited the game with injuries ... Tallied nine rushes for 27 yards (3.0 rush avg.) ... Added one reception for five yards
- **1/1 at IND:** Started at RB and ran for a career-best 122 yards on 18 carries, including a career-long touchdown run of 57 yards ... Also added two receptions for 15 yards

### 2015 (w/ JAX - 6/0)

Undrafted RB who had six carries for two yards and two receptions for 13 yards during his rookie campaign ... Returned eight kicks for 220 yards (27.5 avg.) ... Season cut short due to a hip injury that placed him on IR

- **9/13 vs. CAR:** Recorded one kickoff return for 40 yards in NFL debut ... Also had one reception for five yards
- **9/20 vs. MIA:** Had two kickoff returns for 46 yards (23.0 avg.)
- **9/27 at N.E.:** Rushed twice for six yards (3.0 avg.) and returned two kicks for 41 yards (20.5 avg.), with a long of 24
- **10/11 at T.B.:** Returned three kicks for 93 yards (31.0 avg.), and long of 42

### COLLEGE (at Alabama, 2010; at Auburn, 2011-14)

- Finished his career with 1,040 rushing yards, becoming the 41st 1,000-yard career rusher in school history
- Scored 11 career TDs
- Ranks seventh in school history with a 24.48-yard kick return avg.
- After transferring to Auburn, sat out the 2011 season to satisfy NCAA rules
- Redshirted as a freshman at Alabama before deciding to transfer to Auburn
- Majored in physical activity and health education with a minor in sports coaching

### PERSONAL

- Attended Opelika High School in Opelika, Ala. where he played for Head Coach Brian Blackmon
- Rated a four-star prospect by Rivals.com and Scout.com
- Also starred on the school's track team and was a two-time Alabama 6A State 100-meter champion and winner of the 2009 200-meter championship
- Son of Deborah and Ike Grant
- Twitter handle is @CoreyGranttt

### REGULAR SEASON CAREER STATISTICS

YEAR	TEAM	GP/GS	RUSHING					RECEIVING					
			NO	YDS	AVG	LG	TD	NO	YDS	AVG	LG	TD	
2015	JAX	6/0	6	2	0.3	11	0	2	13	6.5	8	0	
2016	JAX	11/1	32	164	5.1	57t	1	4	35	8.8	15t	1	
2017	JAX	14/0	30	248	8.3	58	2	3	41	13.7	28	0	
<b>Career totals: 3 yrs.</b>			<b>31/1</b>	<b>68</b>	<b>414</b>	<b>6.1</b>	<b>58</b>	<b>3</b>	<b>9</b>	<b>89</b>	<b>9.9</b>	<b>28</b>	<b>1</b>

YEAR	TEAM	NO.	KICK RETURNS				
			YDS	AVG.	LG	TD	
2015	JAX	8	220	27.5	42	0	
2016	JAX	13	268	20.7	32	0	
2017	JAX	14	369	26.4	68	0	
<b>Career totals: 3 yrs.</b>			<b>35</b>	<b>857</b>	<b>24.5</b>	<b>68</b>	<b>0</b>

### CAREER HIGHS

	GAME	SEASON
<b>Rushes:</b>	18 (1/1/17 at IND)	32 (2016)
<b>Rushing yards:</b>	122 (1/1/17 at IND)	164 (2016)
<b>Longest rush:</b>	58 (9/24/17 vs. BAL)	58 (2017)
<b>Rushing TDs</b>	1 (three times, last: (12/17/17 vs. HOU)2)	2 (2017)
<b>Receptions:</b>	2 (1/1/17 at IND)	4 (2016)
<b>Receiving yards:</b>	15 (two times, last: 1/1/17 at IND)	35 (2016)
<b>Receiving TDs:</b>	1 (9/18/16 at S.D.)	1 (2016)
<b>Longest reception:</b>	15 (9/18/16 at S.D.)	15 (2016)
<b>Kickoff returns:</b>	3 (10/11/15 at T.B.)	13 (2016)
<b>Kickoff return yds.:</b>	93 (10/11/15 at T.B.)	268 (2016)
<b>Longest kick return:</b>	68 (11/26/17 at ARI)	68 (2017)

# COREY GRANT



## 2017 GAME-BY-GAME STATISTICS

DATE	GAME	RUSHING					RECEIVING				
		NO	YDS	AVG	LG	TD	NO	YDS	AVG	LG	TD
09/10	at Houston	0	0	0.0	-	0	0	0.0	-	0	
09/17	vs. Tennessee	1	13	13.0	13	0	0	0.0	-	0	
09/24	vs. Baltimore	6	75	12.5	58	0	1	18.0	18	0	
10/01	at New York Jets	2	9	4.5	5	0	1	-5	-5	0	
10/08	at Pittsburgh	0	0	0.0	-	0	0	0.0	-	0	
10/15	vs. LA Rams	0	0	0.0	-	0	0	0.0	-	0	
10/22	at Indianapolis	6	8	1.3	7	0	1	28	28.0	28	
BYE WEEK											
11/05	vs. Cincinnati	4	18	4.5	11	0	0	0.0	-	0	
11/12	vs. LA Chargers	1	56	56.0	56	1	0	0.0	-	0	
11/19	at Cleveland	0	0	0.0	-	0	0	0.0	-	0	
11/26	at Arizona	0	0	0.0	-	0	0	0.0	-	0	
12/03	vs. Indianapolis	0	0	0.0	-	0	0	0.0	-	0	
12/10	vs. Seattle	0	0	0.0	-	0	0	0.0	-	0	
12/17	vs. Houston	10	69	6.9	20	1	0	0.0	-	0	
12/24	at San Francisco										
12/31	at Tennessee										
<b>2017 totals:</b>		<b>30</b>	<b>248</b>	<b>8.3</b>	<b>58</b>	<b>2</b>	<b>3</b>	<b>41</b>	<b>13.7</b>	<b>28</b>	<b>0</b>

DATE	GAME	KICK RETURNS				
		NO.	YDS	AVG.	LG	TD
09/10	at Houston	0	0	0.0	-	0
09/17	vs. Tennessee	3	74	24.7	28	0
09/24	vs. Baltimore	1	20	20.0	20	0
10/01	at New York Jets	0	0	0.0	-	0
10/08	at Pittsburgh	0	0	0.0	-	0
10/15	vs. LA Rams	0	0	0.0	-	0
10/22	at Indianapolis	0	0	0.0	-	0
BYE WEEK						
11/05	vs. Cincinnati	1	29	29.0	29	0
11/12	vs. LA Chargers	2	51	25.5	28	0
11/19	at Cleveland	0	0	0.0	-	0
11/26	at Arizona	1	68	68.0	68	0
12/03	vs. Indianapolis	2	46	23.0	31	0
12/10	vs. Seattle	2	37	18.5	16	0
12/17	vs. Houston	2	44	22.0	22	0
12/24	at San Francisco					
12/31	at Tennessee					
<b>2017 totals:</b>		<b>14</b>	<b>369</b>	<b>26.4</b>	<b>68</b>	<b>0</b>

Additional Statistics: two special teams tackles



## 2016 GAME-BY-GAME STATISTICS

DATE	GAME	RUSHING					RECEIVING				
		NO	YDS	AVG	LG	TD	NO	YDS	AVG	LG	TD
09/11	vs. Green Bay	0	0	0.0	0	0	0	0.0	-	0	
09/18	at San Diego	0	0	0.0	0	0	1	15	15.0	15	
09/25	vs. Baltimore	0	0	0.0	0	0	0	0.0	-	0	
10/02	vs. Indianapolis	0	0	0.0	0	0	0	0.0	-	0	
BYE WEEK											
10/16	at Chicago								ina		
10/23	vs. Oakland								ina		
10/27	at Tennessee								ina		
11/06	at Kansas City								ina		
11/13	vs. Houston								ina		
11/20	at Detroit	0	0	0.0	0	0	0	0.0	-	0	
11/27	at Buffalo	0	0	0.0	0	0	0	0.0	-	0	
12/04	vs. Denver	1	2	2.0	2	0	0	0.0	-	0	
12/11	vs. Minnesota	4	13	3.3	9	0	0	0.0	-	0	
12/18	at Houston	0	0	0.0	0	0	0	0.0	-	0	
12/24	vs. Tennessee	9	27	3.0	8	0	1	5	5.0	5	
01/01	at Indianapolis	18	122	6.8	57	1	2	15	7.5	13	
<b>2016 totals:</b>		<b>32</b>	<b>164</b>	<b>5.1</b>	<b>57</b>	<b>1</b>	<b>4</b>	<b>35</b>	<b>8.8</b>	<b>15</b>	<b>1</b>

DATE	GAME	KICK RETURNS				
		NO.	YDS	AVG.	LG	TD
09/11	vs. Green Bay	2	51	25.5	32	0
09/18	at San Diego	3	67	22.3	24	0
09/25	vs. Baltimore	3	58	19.3	25	0
10/02	vs. Indianapolis	4	80	20.0	28	0
BYE WEEK						
10/16	at Chicago				ina	
10/23	vs. Oakland				ina	
10/27	at Tennessee				ina	
11/06	at Kansas City				ina	
11/13	vs. Houston				ina	
11/20	at Detroit	0	0	0.0	-	0
11/27	at Buffalo	1	12	13.0	13	0
12/04	vs. Denver	0	0	0.0	-	0
12/11	vs. Minnesota	0	0	0.0	-	0
12/18	at Houston	0	0	0.0	-	0
12/24	vs. Tennessee	0	0	0.0	-	0
01/01	at Indianapolis	0	0	0.0	-	0
<b>2016 totals:</b>		<b>13</b>	<b>268</b>	<b>20.7</b>	<b>32</b>	<b>0</b>

# COREY GRANT



## 2015 GAME-BY-GAME STATISTICS

DATE	GAME	RUSHING					RECEIVING				
		NO	YDS	AVG	LG	TD	NO	YDS	AVG	LG	TD
09/13	vs. Carolina	0	0	0.0	-	0	1	5	5.0	5	0
09/20	vs. Miami	1	1	1.0	1	0	0	0	0.0	-	0
09/27	at New England	2	6	3.0	4	0	1	8	8.0	8	0
10/04	at Indianapolis	0	0	0.0	-	0	0	0	0.0	-	0
10/11	at Tampa Bay	2	-6	-3.0	11	0	0	0	0.0	-	0
10/18	vs. Houston	1	1	1.0	1	0	0	0	0.0	-	0
10/25	vs. Buffalo					IR					
	BYE WEEK										
11/08	at N.Y. Jets					IR					
11/15	at Baltimore					IR					
11/19	vs. Tennessee					IR					
11/29	vs. San Diego					IR					
12/06	at Tennessee					IR					
12/13	vs. Indianapolis					IR					
12/20	vs. Atlanta					IR					
12/27	at New Orleans					IR					
01/03	at Houston					IR					
<b>2015 totals:</b>		<b>6</b>	<b>2</b>	<b>0.3</b>	<b>11</b>	<b>0</b>	<b>2</b>	<b>13</b>	<b>6.5</b>	<b>8</b>	<b>0</b>

DATE	GAME	NO.	YDS	KICK RETURNS		
				AVG.	LG	TD
09/13	vs. Carolina	1	40	40.0	40	0
09/20	vs. Miami	2	46	23.0	24	0
09/27	at New England	2	41	20.5	24	0
10/04	at Indianapolis	0	0	0.0	-	0
10/11	at Tampa Bay	3	93	31.0	42	0
10/18	vs. Houston	0	0	0.0	-	0
10/25	vs. Buffalo					IR
	BYE WEEK					
11/08	at N.Y. Jets					IR
11/15	at Baltimore					IR
11/19	vs. Tennessee					IR
11/29	vs. San Diego					IR
12/06	at Tennessee					IR
12/13	vs. Indianapolis					IR
12/20	vs. Atlanta					IR
12/27	at New Orleans					IR
01/03	at Houston					IR
<b>2015 totals:</b>		<b>8</b>	<b>220</b>	<b>27.5</b>	<b>42</b>	<b>0</b>

# CHAD HENNE

7

## CHAD HENNE

QUARTERBACK

6-3 222 LBS.


MICHIGAN

BORN JULY 2, 1985

WYOMISSING, PENNSYLVANIA

ACQ: UNRESTRICTED FREE AGENT (MIAMI) 2012

EXP: 10TH YEAR



### TRANSACTIONS

Originally drafted by Miami in the second round (57th overall) of the 2008 draft ... Signed by Jacksonville as an unrestricted free agent on 3/15/12

### PRO (Games played/started - 67/53)

- 10th-year QB has played in 67 games with 53 starts
- Career totals include 1,159 of 1,954 passing for 12,931 yards with 58 TDs/63 INTs and a 75.5 rating
- Joined the Jaguars in 2012 as an unrestricted free agent and has played in 28 games with 22 starts
- Spent first four seasons in Miami after being selected in the second round of 2008 draft

### 2017 (w/ JAX - 2/0)

- **9/10 at HOU:** Did not play
- **9/17 vs. TEN:** Did not play
- **9/24 vs. BAL:** Took a knee on the final snap of the first half and re-entered the game late in the fourth quarter and was 0-for-2 passing and rushed three times for negative three yards
- **10/1 at NYJ:** Did not play
- **10/8 at PIT:** Did not play
- **10/15 vs. LAR:** Did not play
- **10/22 at IND:** Did not play
- **11/5 vs. CIN:** Did not play
- **11/19 at CLE:** Did not play
- **11/26 at ARI:** Did not play
- **12/3 vs. IND:** Did not play
- **12/10 vs. SEA:** Did not play
- **12/17 vs. HOU:** Played 14 snaps in relief of QB **Blake Bortles**

### 2016 (w/ JAX - 1/0)

- **9/11 vs. G.B.:** Dressed but did not play
- **9/18 at S.D.:** Dressed but did not play
- **9/25 vs. BAL:** Dressed but did not play
- **10/2 vs. IND:** Dressed but did not play
- **10/16 at CHI:** Dressed but did not play
- **10/23 vs. OAK:** Dressed but did not play
- **10/27 at TEN:** Dressed but did not play
- **11/6 at K.C.:** Dressed but did not play
- **11/13 vs. HOU:** Dressed but did not play
- **11/20 at DET:** Took a knee on the final snap of the first half
- **11/27 at BUF:** Dressed but did not play
- **12/4 vs. DEN:** Dressed but did not play
- **12/11 vs. MIN:** Dressed but did not play
- **12/18 at HOU:** Dressed but did not play
- **12/24 vs. TEN:** Dressed but did not play
- **1/1 at IND:** Dressed but did not play

### 2015 (w/ JAX - 0/0)

Dressed in all 16 games but did not play

### 2014 (w/ JAX - 3/3)

Started the first three games and was 42 of 78 passing for 492 yards with three TDs and one INT for an 80.7 rating ... Added four rushes for 25 yards ... Dressed but did not play in final 13 games

- **9/7 at PHI:** Opened the season as starting QB and completed 24 of 43 passes for 266 yards with two TDs for an 89.9 passer rating ... Hooked up rookie WR **Allen Hurns** for TDs of 34 and 21 yards in the first quarter
- **9/14 at WAS:** Started at QB and was 14 of 28 passing for 193 yards with one TD and one INT for a 69.5 rating ... Had two completions of 50-plus yards, a 63-yard TD pass to TE **Marcedes Lewis** and a 54-yard completion to WR **Allen Robinson**
- **9/21 vs. IND:** Started at QB and was 4 of 7 passing for 33 yards before he was replaced in the second half by QB **Blake Bortles**

### 2013 (w/ JAX - 15/15)

Started 13 of 15 games played, tied for the second-most starts of his career ... Was 305 of 503 passing for 3,241 yards with 13 TDs and 14 INTs for a 76.5 passer rating ... Established career-highs for attempts and completions and had second-most yards ... Started the last 11 games

- **9/8 vs. KC:** Inserted into the game during middle of club's final drive as QB **Blaine Gabbert**

**Gabbert** suffered a hand injury. Completed 3 of 6 passes for 36 yards with a 24-yard completion to WR **Cecil Shorts III**

- **9/15 at OAK:** Started at QB for injured QB **Blaine Gabbert** and threw for 241 yards on 25 of 38 passing with one TD for a 92.1 passer rating
- **9/22 at SEA:** Started at QB and completed 18 of 38 passes for 235 yards with two TDs for a 45.4 rating
- **10/6 at STL:** Entered the game with 5:14 remaining in the third quarter after QB **Blaine Gabbert** suffered a hamstring injury ... Finished 7 of 13 passing for 89 yards with one TD for a 101.1 passer rating
- **10/13 at DEN:** Started at QB and was 27 of 42 passing for 303 yards with two INTs for a 65.9 rating
- **10/20 vs. SD:** Registered his second straight 300-yard passing game, completing 23 of 36 passes for 318 yards with one INT for an 80.6 rating
- **10/27 vs. SF:** Started at QB and threw for 228 yards and one TD for an 84.3 passer rating
- **11/10 at TEN:** Started at QB and was 14 of 23 passing for 180 yards with two INTs for a 49.2 rating ... Won second start as a Jaguar
- **11/17 vs. ARI:** Led club to TDs on back-to-back drives to open the game ... Hooked up with TE **Danny Noble** for a 62-yard TD on the opening drive. Finished 27 of 42 passing for 255 yards with one TD/two INTs and a 69.0 rating
- **11/24 at HOU:** Was 23 of 32 passing for 239 yards with a season-high 93.1 rating
- **12/1 at CLE:** Completed 22 of 40 passes for 195 yards with 2 TDs/1 INT for a 74.5 rating ... Directed his fourth career game-winning drive, hooking up with WR **Cecil Shorts III** for a 20-yard TD with 40 seconds remaining in the game
- **12/5 vs. HOU:** Threw for 117 yards and two TDs, his 11th career multi-TD game
- **12/15 vs. BUF:** Threw for 237 yards and two TDs on 21 of 36 passing
- **12/22 vs. TEN:** Registered his fourth straight game with two TD passes, hooking up with TE **Marcedes Lewis** and WR **Mike Brown** for scores
- **12/29 at IND:** Started in season-finale and registered a season-high 331 yards on 30 of 51 passing with one TD and one INT

### 2012 (w/ JAX - 10/6)

Appeared in 10 games with six starts ... Completed 166 of 308 passes for 2,084 yards with 11 TDs and 11 INTs for a 72.2 rating ... Became 15th different starting QB in franchise history

- **9/16 vs. HOU:** Made Jaguars debut in fourth quarter when QB **Blaine Gabbert** departed with an injury and went 2-for-2 passing with 23 yards
- **10/21 at OAK:** Entered game in second quarter when QB **Blaine Gabbert** suffered a left shoulder injury and completed nine of 20 passes for 71 yards
- **11/8 vs. IND:** Was inserted into the game in the fourth quarter and completed 10 of 16 passes for 121 yards with a TD and INT
- **11/18 at HOU:** Entered game in first quarter on club's second offensive possession after QB **Blaine Gabbert** left with a right forearm/elbow injury ... Completed 16 of 33 passes for 354 yards and a career-best four TDs ... Became first QB since Hall of Famer **Steve Young** in 1987 to come off bench and throw for four TDs and no INTs
- **11/25 vs. TEN:** Made first start of the season and threw for 261 yards on 17 of 26 passing with two TDs and one INT
- **12/23 vs. NE:** Threw for 348 yards on 29 of 51 passing with one TD and three INT.
- **12/30 at TEN:** Made sixth consecutive start and completed 25 of 41 passes for 298 yards with two TD and three INT

### 2011 (w/ MIA - 4/4)

Started the first four games before suffering a season-ending left shoulder injury ... Was placed on injured reserve on Oct. 6 ... Completed 64 of 112 passes (57.1 pct.) for 868 yards with four TDs and four INTs for a 79.0 rating ... Added 15 rushes for 112 yards and one TD

- **9/12 vs. NE:** Opened the season as starter and was 30 of 49 for a career-high 416 yards with two TDs and one INT for a 93.6 rating ... Marked highest single-game passing yardage total by any Dolphin QB other than **Dan Marino**
- **9/25 at CLE:** Was 19 of 29 passing for 255 yards with one TD and one INT
- **10/2 at SD:** Left the game with a left shoulder injury in the first quarter

### 2010 (w/ MIA - 15/14)

Started 14 of 15 games and was 6-8 as starter... Was 301 of 490 passing (61.4 pct.) for 3,301 yards with 15 TDs and 19 INTs for a 75.4 rating

- **9/26 vs. NYJ:** Threw for two TDs and one INT on 26 of 44 passing for a then career-high 363 yards
- **10/4 vs. NE:** Was 28 of 38 passing for 305 yards with two TDs and three INTs.
- **10/17 at GB:** Threw for two TDs including a 22-yard pass to TE **Anthony Fasano** that broke a 13-13 tie to give the Dolphins a lead in the fourth quarter leading to overtime win
- **11/14 vs. TEN:** Saw action in relief of **Chad Pennington** in the first quarter ... Suffered an injury to his right knee in the third quarter and did not return
- **11/28 at OAK:** Returned to lineup and threw for 307 yards on 17 of 30 passing with two TDs and one INT. Connected with **Marlon Moore** on a 57-yard TD pass
- **12/19 vs. BUF:** Completed 73.3 percent of passes (33 of 45) for 276 yards with one TD and one INT
- **12/26 vs. DET:** Passed **David Woodley** to move into fourth place among the Dolphins career passing yardage leaders ... Completed 29 of 44 passes for 278 yards with one TD and two INTs

### 2009 (w/ MIA - 14/13)

Played in 14 games with 13 starts and posted 7-6 record as starter... Completed 274 of 451 passes (60.7 pct.) for 2,878 yards with 12 TDs and 14 INTs for a passer

# CHAD HENNE

rating of 75.2

- **9/27 at SD:** Saw first action of season in relief of QB Chad Pennington and totaled 10 of 19 passing for 92 yards with one INT
- **10/14 vs. BUF:** Made first career start and completed 14 of 22 passes for 115 yards and one TD for a 92.0 rating, hooking up with WR Brian Hartline in third quarter for first career TD pass
- **10/12 vs. NYJ:** Led Dolphins to a 31-27 comeback win on Monday Night Football with first career fourth-quarter comeback ... Connected on 20 of 26 passes for 241 yards and two TDs for a career-high 130.4 passer rating ... Led club to 21 points in fourth quarter and finished the quarter 9 of 12 passing for 121 yards with two TDs
- **11/15 vs. TB:** Posted second fourth quarter comeback win as he was 17 of 31 for 175 yards with one TD, leading team to a game-winning FG
- **11/19 vs. NE:** Finished 29 of 52 passing for 335 yards with two TDs and one INT in a comeback win
- **12/13 at JAX:** Completed 21 of 29 passes for 220 yards with one INT and scored first career rushing TD ... Set franchise record for consecutive completions in a single game with 17 straight
- **12/27 vs. HOU:** Set season and career marks with 35 completions and 55 attempts for 322 yards with one TD for second consecutive 300-yard passing game
- **1/3 vs. PIT:** Closed out season with 140 yards on 16 of 20 passing for a career-best 80.0 completion percentage with one TD and one INT

## 2008 (w/ MIA - 3/0)

Appeared in three games as a rookie

- **9/14 at ARI:** Made NFL debut in the fourth quarter and was 7 of 12 passing for 67 yards, all on an 18-play drive covering 89 yards

## COLLEGE (at Michigan, 2004-07)

- Four-year starter who compiled a 33-14 record as starter
- Career totals: 828 of 1,387 (59.7 pct.) for 9,715 yards with 87 TDs, 37 INTs
- Tossed at least one TD pass in 42 of his 47 career games and threw for at least 200 yards in 26 starts
- Finished with school records for career completions, attempts, passing yards and TD passes
- Ranked second to Purdue's Drew Brees in Big Ten Conference history for career TD passes
- Became first true freshman QB in Big Ten history to lead his team to a conference title
- Earned degree in general studies

## PERSONAL

- Married (Brittany)
- Attended Wilson High School in West Lawn, Pa.
- Set Pennsylvania District III all-time passing and TD records with 7,071 yards and 74 TDs
- Also competed in track and field and was a two-year starter on basketball team
- Father, Sheldon, worked two full-time jobs as both a welder and a high school and junior high school football coach
- Full name: Chad Steven Henne

## REGULAR SEASON CAREER STATISTICS

### PASSING

YEAR	TEAM	P/S	COMP	ATT	PCT	YDS	AVG	TD	INT	SK	RTG
2008	MIA	3/0	7	12	58.3	67	5.6	0	0	0	74.0
2009	MIA	14/13	274	451	60.8	2,878	6.4	12	14	26	75.2
2010	MIA	15/14	301	490	61.4	3,301	6.7	15	19	30	75.4
2011	MIA	4/4	64	112	57.1	868	7.8	4	4	11	79.0
2012	JAX	10/6	166	308	53.9	2,084	6.8	11	11	28	72.2
2013	JAX	15/13	305	503	60.6	3,241	6.4	13	14	38	76.5
2014	JAX	3/3	42	78	53.8	492	6.3	3	1	16	80.7
2015	JAX	0/0	0	0	0.0	0	0.0	0	0	0	0.0
2016	JAX	1/0	0	0	0.0	0	0.0	0	0	0	0.0
2017	JAX	2/0	0	2	0.0	0	0.0	0	0	0	39.6
<b>NFL totals:</b>		<b>10 yrs. 67/53</b>	<b>1,159</b>	<b>1,956</b>	<b>59.3</b>	<b>12,931</b>	<b>6.6</b>	<b>58</b>	<b>63</b>	<b>149</b>	<b>75.5</b>

## CAREER HIGHS

GAME	SEASON
<b>Passing completions:</b> 35 (12/27/09 vs. HOU)	305 (2013)
<b>Passing attempts:</b> 55 (12/27/09 vs. HOU)	503 (2013)
<b>Passing percentage:</b> 80.0 (01/03/10 vs. PIT)	61.4 (2010)
<b>Passing yards:</b> 416 (9/12/11 vs. N.E.)	3,301 (2010)
<b>Passing touchdowns:</b> 4 (11/18/12 at HOU)	15 (2010)
<b>Passer rating:</b> 130.4 (10/12/09 vs. NYJ)	80.7 (2014)
<b>Rushing attempts:</b> 7 (9/12/11 vs. N.E.)	27 (2013)
<b>Rushing yards:</b> 59 (9/12/11 vs. N.E.)	112 (2012)
<b>Rushing touchdowns:</b> 1 (three times, last: 12/2/12 vs. BUF)	1 (2012)

## 2017 GAME-BY-GAME STATISTICS

DATE	OPP	P/S	COMP	ATT	PCT	YDS	AVG	TD	INT	SK	RTG
09/10	at HOU					DNP					
09/17	vs. TEN					DNP					
09/24	vs. BAL	1/0	0	2	0.0	0	0.0	0	0	0	39.6
10/01	at NYJ					DNP					
10/08	at PIT					DNP					
10/15	vs. LAR					DNP					
10/22	at IND					DNP					
	BYE WEEK										
11/05	vs. CIN					DNP					
11/12	vs. LAC					DNP					
11/19	at CLE					DNP					
11/26	at AZ					DNP					
12/03	vs. IND					DNP					
12/10	vs. SEA					DNP					
12/17	vs. HOU	1/0	0	0	0.0	0	0.0	0	0	0	0.0
12/24	at SF										
12/31	at TEN										
<b>2017 totals:</b>		<b>2/0</b>	<b>0</b>	<b>2</b>	<b>0.0</b>	<b>0</b>	<b>0.0</b>	<b>0</b>	<b>0</b>	<b>0</b>	<b>39.6</b>

## 2016 GAME-BY-GAME STATISTICS

DATE	OPP	P/S	COMP	ATT	PCT	YDS	AVG	TD	INT	SK	RTG
09/11	vs. G.B.					DNP					
09/18	at S.D.					DNP					
09/25	vs. BAL					DNP					
10/02	vs. IND					DNP					
	BYE WEEK										
10/16	at CHI					DNP					
10/23	vs. OAK					DNP					
10/27	at TEN					DNP					
11/06	at K.C.					DNP					
11/13	vs. HOU					DNP					
11/20	at DET	1/0	0	0	0.0	0	0.0	0	0	0	0
11/27	at BUF					DNP					
12/04	vs. DEN					DNP					
12/11	vs. MIN					DNP					
12/18	at HOU					DNP					
12/24	vs. TEN					DNP					
01/01	at IND					DNP					
<b>2016 totals:</b>		<b>1/0</b>	<b>0</b>	<b>0</b>	<b>0.0</b>	<b>0</b>	<b>0.0</b>	<b>0</b>	<b>0</b>	<b>0</b>	<b>0</b>

## 2015 GAME-BY-GAME STATISTICS

DATE	OPP	P/S	COMP	ATT	PCT	YDS	AVG	TD	INT	SK	RTG
09/13	vs. CAR					DNP					
09/20	vs. MIA					DNP					
09/27	at N.E.					DNP					
10/04	at IND					DNP					
10/11	at T.B.					DNP					
10/18	vs. HOU					DNP					
10/25	vs. BUF					DNP					
	BYE WEEK										
11/08	at NYJ					DNP					
11/15	at BAL					DNP					
11/19	vs. TEN					DNP					
11/29	vs. S.D.					DNP					
12/06	at TEN					DNP					
12/13	vs. IND					DNP					
12/20	vs. ATL					DNP					
12/27	at N.O.					DNP					
01/03	at HOU					DNP					
<b>2015 totals:</b>		<b>0/0</b>	<b>0</b>	<b>0</b>	<b>0.0</b>	<b>0</b>	<b>0.0</b>	<b>0</b>	<b>0</b>	<b>0</b>	<b>0</b>




# COLIN HOLBA

49

## COLIN HOLBA

LONG SNAPPER  
6-4 248 LBS  
LOUISVILLE  
BORN JULY 8, 1994  
LOUISVILLE, KENTUCKY  
ACQ: FREE AGENT 2017  
EXP: ROOKIE



### TRANSACTIONS

Originally drafted by Pittsburgh in the sixth round (213th overall) in the 2017 draft ...  
Waived on 9/2/17 ... Signed by Jacksonville on 11/14/17

### PRO (Games played/started - 5/0)

Spent training camp with Pittsburgh before being released prior to the start of the regular season

### 2017 (w/ JAX - 5/0)

- **11/19 at CLE:** Served as the team's long snapper
- **11/26 at ARI:** Served as the team's long snapper
- **12/3 vs. IND:** Served as the team's long snapper
- **12/10 vs. SEA:** Served as the team's long snapper
- **12/17 vs. HOU:** Served as the team's long snapper

### COLLEGE (at Louisville, 2013-16)

- Served two seasons at the team's primary long snapper (2015-16)

### PERSONAL

- Played two years of football and three years of baseball at Eastern High School (Ky.)
- Served as the long snapper on the varsity football team during his sophomore and junior seasons, when he was perfect on every snap
- Served as the starting quarterback on Eastern's junior varsity team through his junior year
- Posted the best ERA as a pitcher on the Eagles' baseball team
- Uncle, John Holba, played QB at Ohio University and Western Michigan from 1994-96
- Son of Paul and DeAnn Holba

# ALLEN HURNS

88

## ALLEN HURNS

WIDE RECEIVER  
6-3 201 LBS.  
MIAMI (FLA.)  
BORN NOVEMBER 12, 1991  
MIAMI, FLORIDA  
ACQ: ROOKIE FREE AGENT 2014  
EXP: 4TH YEAR



### TRANSACTIONS

Originally signed with Jacksonville as an undrafted rookie on 5/12/14

### PRO (Games played/started - 51/42)

- Ranks second in franchise history with a 14.3 yards per reception avg.
- Caught a pass in 38 consecutive games from 9/7/14 - 10/27/16, the longest streak by a Jaguars player since TE **Mercedes Lewis** (32 games) from 9/12/10 - 9/9/12 and the longest streak for a Jaguars WR since WR **Jimmy Smith** (76 games) from 9/9/01 - 1/1/06
- Holds the Jaguars record of seven consecutive games with a receiving TD (9/27/15-11/15/15)

### 2017 (w/ JAX - 9/8)

- **9/10 at HOU:** Saw action at WR and tied for the team lead with three receptions and led the team with 42 receiving yards
- **9/17 vs. TEN:** Started at WR and recorded six receptions for a team-high 82 yards and one TD
- **9/24 vs. BAL:** Started at WR and recorded three receptions for 20 yards and one TD ... Third consecutive year with a TD reception in London
- **10/1 at NYJ:** Started at WR and recorded four receptions for 42 yards
- **10/8 at PIT:** Started at WR and recorded two receptions for 21 yards
- **10/15 vs. LAR:** Started at WR and recorded three receptions for 37 yards
- **10/22 at IND:** Led the team with five receptions for a game-high 101 yards (20.2 avg.), including a long reception of 50 yards
- **11/5 vs. CIN:** Started at WR and recorded three receptions for 31 yards
- **11/12 vs. LAC:** Started at WR and led the team with seven receptions for 70 yards before exiting the game with an ankle injury
- **11/19 at CLE:** Inactive (ankle)
- **11/26 at ARI:** Inactive (ankle)
- **12/3 vs. IND:** Inactive (ankle)
- **12/10 vs. SEA:** Inactive (ankle)
- **12/17 vs. HOU:** Inactive (ankle)

### 2016 (w/ JAX - 11/11)

Started all 11 games played and missed the final five due to a hamstring injury ... Registered 35 receptions for 477 yards, including three TDs

- **9/11 vs. G.B.:** Had four receptions for a team-leading 75 yards (18.8 rec. avg.), including a game-long 38-yard catch in the third quarter
- **9/18 at S.D.:** Posted five receptions for 64 yards (12.8 rec. avg.)
- **9/25 vs. BAL:** Recorded four receptions for 40 yards
- **10/2 vs. IND:** Posted two receptions for 47 yards, including a 42-yard TD in the fourth quarter
- **10/16 at CHI:** Caught five passes for 74 yards (14.8 rec. avg.)
- **10/23 vs. OAK:** Caught four passes for 45 yards (11.3 avg.)
- **10/27 at TEN:** Led the team with seven receptions for 98 yards (14.0 rec. avg.) and one TD
- **11/6 at K.C.:** Started at WR before exiting the game with a concussion
- **11/13 vs. HOU:** Started at WR and had two receptions for 13 yards
- **11/20 at DET:** Started at WR and posted one reception for nine yards
- **11/27 at BUF:** Tallied a 12-yard TD reception for his 150th career catch
- **12/4 vs. DEN:** Inactive (hamstring)
- **12/11 vs. MIN:** Inactive (hamstring)
- **12/18 at HOU:** Inactive (hamstring)
- **12/24 vs. TEN:** Inactive (hamstring)
- **1/1 at IND:** Inactive (hamstring)

### 2015 (w/ JAX - 15/15)

Finished his second NFL season setting career highs in receptions (64), receiving yards (1,030) and receiving TDs (10) ... Youngest undrafted player since the 1970 NFL merger to record 1,000-plus receiving yards and 10-plus receiving TDs in a single season ... Since 2005, one of only five undrafted NFL players to have recorded 1,000-plus receiving yards and 10-plus receiving TDs in a single season ... Became the fourth Jaguars player to post 1,000 receiving yards in a single season (**Jimmy Smith**, nine times; **Kennan McCardell**, four times; **Allen Robinson**, one time) ... Joins WR **Allen Robinson** (1,400) as the first Jaguars duo to each record 1,000-plus receiving yards in the same season since WR **Keenan McCardell** (1,110) and WR **Jimmy Smith** (1,373) in 2001 ... The first undrafted player age 24 or younger to post 1,000 receiving yards in a single season since DEN's **Steve Watson** (1,244) in 1981

- **9/27 at N.E.:** Had two receptions for 70 yards (35.0 avg.), including a 59-yard TD
- **10/4 at IND:** Recorded a career-high 11 receptions for his third career 100-yard

game (116 yds.) and one TD

- **10/11 at T.B.:** Caught five passes for 116 yards (23.2 avg.) and one TD ... Became the third player in franchise history to register back-to-back games with at least 100 receiving yards and a TD ... Joins **Jimmy Smith** as the only players in franchise history to register back-to-back games with at least 100 receiving yards and a TD in two consecutive road games
- **10/25 vs. BUF:** Had two catches for 53 yards (26.5 rec. avg.), including the game-winning 31-yard TD reception with 2:16 remaining
- **11/8 at NYJ:** Had five receptions for 122 yards (24.4 rec. avg.) and one TD ... Along with teammate **Allen Robinson** (121 yards), marked the first time in Jaguars history that two players posted 120-plus receiving yards in a single game
- **11/15 at BAL:** Had five receptions for a team-high 62 yards (12.4 rec. avg.) and one TD
- **12/13 vs. IND:** Had three receptions for a team-high 105 yards and a career-long 80-yard TD reception in the third quarter, the third-longest reception in franchise history
- **12/27 at N.O.:** Surpassed 1,000 yards for the first time in his NFL career after registering eight receptions for 107 yards and a career-high-tying two TDs

### 2014 (w/ JAX - 16/8)

Started eight of 16 games as a rookie and produced a team-high six TDs, the most in franchise history by a rookie ... Registered 51 receptions for 677 yards, the second-most catches and yards by a Jaguars rookie ... Ranked fourth in NFL history among undrafted rookies in receptions, fifth in receiving yards and fourth in receiving TDs ... Ranked second on the club with 51 catches for 677 yards and a team-high six TDs which set a Jaguars rookie record ... Joined **Allen Robinson** (48-548) to become the first rookie duo in NFL history to register 48 or more receptions in a season

- **9/7 at PHI:** Started at WR in NFL debut and registered four catches for 110 yards and two TDs ... Became first player in NFL history to record two receiving TDs in the first quarter in his NFL debut, hooking up with **Chad Henne** from 34 and 21 yards ... Joined former Detroit WR **Charles Rogers** (Sept. 17, 2003 vs. Arizona) as only players in NFL history to score a TD on each of their first two receptions ... His 110 receiving yards were the most in franchise history by a WR in his first NFL game and fourth-most by a rookie in a game ... His 27.5-yard average per catch ranks fifth-highest in team history ... Finished the first quarter with three catches for 101 yards ... First undrafted rookie in team history to start in season-opener
- **9/28 at SD:** Finished with five catches for 68 yards (13.6 avg.), including a 44-yard reception in the second quarter that set up a Jaguars TD ... Marked his fourth reception of 30-plus yards
- **11/2 at CIN:** Recorded a career-high seven catches for 112 yards and matched his career-high with two TDs ... Had TD receptions of 40 and 18 yards ... Tied for the most receiving TDs by a Jaguars rookie with five through nine games
- **12/7 vs. HOU:** Totaled 36 yards on five receptions including a four-yard TD pass from QB **Blake Bortles** in the first quarter ... Has the most touchdown receptions in team history by a rookie wide receiver

### COLLEGE (at Miami, 2010-13)

- Concluded career ranked seventh in school history with 121 receptions and 1,891 yards
- Played in all 13 games as a senior, making 11 starts
- Named the 2013 Jack Harding Team Most Valuable Player, given annually to the school's top performer
- Set single-season school record for receiving yards (1,162), breaking mark previously held by WR **Leonard Hankerson**
- Set career-high in receptions (nine) and yards (173) in a 41-31 victory at Pittsburgh
- Became fourth Hurricane with 1,000-yard receiving season, joining **Eddie Brown** (1984), **Andre Johnson** (2002) and **Leonard Hankerson** (2010)

### PERSONAL

- Attended Carol City (Miami, Fla.) High School where was ranked as a three-star recruit by Rivals.com
- As a senior, caught six passes for 110 yards before getting injured for the year
- Full name is Allen Bernard Hurns

REGULAR SEASON CAREER STATISTICS								
YEAR	TEAM	GP/GS	RECs	YDS	AVG.	LG	TD	
2014	JAX	16/8	51	677	13.3	63t	6	
2015	JAX	15/15	64	1,031	16.1	80t	10	
2016	JAX	11/11	35	477	13.6	42t	3	
2017	JAX	9/8	36	446	12.4	50	2	
<b>NFL totals: 4 yrs.</b>			<b>51/42</b>	<b>186</b>	<b>2,631</b>	<b>14.1</b>	<b>80t</b>	<b>21</b>

CAREER HIGHS		
	GAME	SEASON
<b>Receptions:</b>	11 (10/4/15 at IND)	64 (2015)
<b>Receiving yards:</b>	122 (11/8/15 at NYJ)	1,031 (2015)
<b>Longest reception:</b>	80t (12/13/15 vs. IND)	80t (2015)
<b>Receiving touchdowns:</b>	2 (three times, last: 12/27/15 at N.O.)	10 (2015)



# ALLEN HURNS

## 2017 GAME-BY-GAME STATISTICS

DATE	OPP	RECs	YDS	AVG.	LG	TD
09/10	at Houston	3	42	14.0	20	0
09/17	vs. Tennessee	6	82	13.7	20	1
09/24	vs. Baltimore	3	20	6.7	9	1
10/01	at New York Jets	4	42	10.5	15	0
10/08	at Pittsburgh	2	21	10.5	18	0
10/15	vs. LA Rams	3	37	12.3	18	0
10/22	at Indianapolis	5	101	20.2	50	0
	BYE WEEK					
11/05	vs. Cincinnati	3	31	10.3	13	0
11/12	vs. LA Chargers	7	70	10.0	19	0
11/19	at Cleveland			Inactive		
11/26	at Arizona			Inactive		
12/03	vs. Indianapolis			Inactive		
12/10	vs. Seattle			Inactive		
12/17	vs. Houston			Inactive		
12/24	at San Francisco					
12/31	at Tennessee					
<b>2017 totals:</b>		<b>36</b>	<b>446</b>	<b>12.4</b>	<b>50</b>	<b>2</b>

## 2016 GAME-BY-GAME STATISTICS

DATE	OPP	RECs	YDS	AVG.	LG	TD
09/11	vs. Green Bay	4	75	18.8	38	0
09/18	at San Diego	5	64	12.8	24	0
09/25	vs. Baltimore	4	40	10.0	17	0
10/02	vs. Indianapolis	2	47	23.5	42t	1
	BYE WEEK					
10/16	at Chicago	5	74	14.8	29	0
10/23	vs. Oakland	4	45	11.3	22	0
10/27	at Tennessee	7	98	14.0	31	1
11/06	at Kansas City	0	0	0.0	-	0
11/13	vs. Houston	2	13	6.5	11	0
11/20	at Detroit	1	9	9.0	9	0
11/27	at Buffalo	1	12	12.0	12t	1
12/04	vs. Denver			ina		
12/11	vs. Minnesota			ina		
12/18	at Houston			ina		
12/24	vs. Tennessee			ina		
01/01	at Indianapolis			ina		
<b>2016 totals:</b>		<b>35</b>	<b>477</b>	<b>13.6</b>	<b>42t</b>	<b>3</b>

## 2015 GAME-BY-GAME STATISTICS

DATE	GAME	RECs	YDS	AVG.	LG	TD
09/13	vs. Carolina	5	60	12.0	24	0
09/20	vs. Miami	4	68	17.0	24	0
09/27	at New England	2	70	35.0	59t	1
10/04	at Indianapolis	11	116	10.5	26	1
10/11	at Tampa Bay	5	116	23.2	59	1
10/18	vs. Houston	2	30	15.0	19	1
10/25	vs. Buffalo	2	53	26.5	31t	1
	BYE WEEK					
11/08	at N.Y. Jets	5	122	24.4	30t	1
11/15	at Baltimore	5	62	12.4	21	1
11/19	vs. Tennessee	3	19	6.3	7	0
11/29	vs. San Diego	4	42	10.5	29	0
12/06	at Tennessee			ina		
12/13	vs. Indianapolis	3	105	35.0	80t	1
12/20	vs. Atlanta	2	44	22.0	22	0
12/27	at New Orleans	8	107	13.4	24	2
01/03	at Houston	3	17	5.7	6	0
<b>2015 totals:</b>		<b>64</b>	<b>1,031</b>	<b>16.1</b>	<b>80t</b>	<b>10</b>

## 2014 GAME-BY-GAME STATISTICS

DATE	GAME	RECs	YDS	AVG.	LG	TD
09/07	at Philadelphia	4	110	27.5	46	2
09/14	at Washington	2	13	6.5	10	0
09/21	vs. Indianapolis	1	63	63.0	63t	1
09/28	at San Diego	5	68	13.6	44	0
10/05	vs. Pittsburgh	4	26	6.5	9	0
10/12	at Tennessee	2	18	9.0	10	0
10/19	vs. Cleveland	1	7	7.0	7	0
10/26	vs. Miami	3	49	16.3	20	0
11/02	at Cincinnati	7	112	16.0	40t	2
11/09	vs. Dallas	1	9	9.0	9	0
	BYE WEEK					
11/23	at Indianapolis	1	13	13.0	13	0
11/30	vs. N.Y. Giants	4	42	10.5	14	0
12/07	vs. Houston	5	36	7.2	16	1
12/14	at Baltimore	6	70	11.7	27	0
12/18	vs. Tennessee	3	26	8.7	15	0
12/28	at Houston	2	15	7.5	10	0
<b>2014 totals:</b>		<b>51</b>	<b>677</b>	<b>13.3</b>	<b>63t</b>	<b>6</b>

# CHRIS IVORY

33

## CHRIS IVORY

**RUNNING BACK**  
6-0 223 LBS.  
TIFFIN UNIVERSITY  
BORN MARCH 22, 1988  
LONGVIEW, TEXAS  
ACQ: UFA (N.Y. JETS) 2016  
EXP: 8TH YEAR



### TRANSACTIONS

Originally signed by New Orleans as an undrafted rookie free agent on 5/3/10 ... Acquired by the N.Y. Jets in exchange for a fourth-round 2013 draft choice on 4/26/13 ... Signed by Jacksonville as an undrafted free agent on 3/10/15

### PRO (Games played/started - 95/41, 2/0)

• Eighth-year RB has spent time with New Orleans, N.Y. Jets and Jacksonville

### 2017 (w/ JAX - 14/3)

- **9/10 at HOU:** Saw action at RB and recorded nine rushes for 42 yards and one reception for 11 yards
- **9/17 vs. TEN:** Rushed six times for 17 yards and caught three passes for 31 yards
- **9/24 vs. BAL:** Rushed six times for 17 yards and caught two passes for 25 yards
- **10/1 at NYJ:** Rushed nine times for 42 yards and caught one pass for two yards
- **10/8 at PIT:** Rushed eight times for 41 yards
- **10/15 vs LAR:** Led the team with nine receptions for 74 yards with one TD and rushed twice for three yards
- **10/22 at IND:** Started at RB and rushed for 47 yards on 17 carries and one TD ... First time with a TD in consecutive games since scoring three straight games from Oct. 4, 2015 through Oct. 25, 2015.
- **11/5 vs. CIN:** Started at RB and rushed for 70 yards on 20 carries and had three receptions for 34 yards
- **11/12 vs. LAC:** Rushed once for one yard and had one reception for negative-five yards
- **11/19 at CLE:** Rushed six times for six yards
- **11/26 at ARI:** Rushed once for negative-six yards
- **12/3 vs. IND:** Rushed four times for 12 yards and had one reception for three yards
- **12/10 vs. SEA:** Rushed six times for 48 yards, including a long rush of 34 yards
- **12/17 vs. HOU:** Rushed 17 times for 42 yards

### 2016 (w/ JAX - 11/1)

- **9/11 vs. G.B.:** Inactive
- **9/18 at S.D.:** Inactive
- **9/25 vs. BAL:** Made his Jaguars debut, rushing 12 times for 14 yards
- **10/2 vs. IND:** Rushed eight times for 29 yards (3.6 avg.)
- **10/16 at CHI:** Rushed 11 times for 32 yards (2.9 avg.) and his first TD as a Jaguar
- **10/23 vs. OAK:** Rushed five times for 48 yards (9.6 avg.) including a team- and season-long rush of 42 yards and caught two passes for three yards
- **10/27 at TEN:** Rushed four times for six yards and had one reception for six yards
- **11/6 at K.C.:** Rushed 18 times for 107 yards (5.9 rush avg.), including a 42-yard run in the first quarter
- **11/13 vs. HOU:** Rushed nine times for 31 yards (3.4 rush avg.) and had two receptions for 10 yards
- **11/20 at DET:** Rushed 17 times for 39 yards (2.3 rush avg.) and tallied a career-high six receptions for 75 yards (12.5 rec. avg.)
- **11/27 at BUF:** Earned his first start as a Jaguar and rushed nine times for 44 yards and one TD before exiting the game with a hamstring injury
- **12/4 vs. DEN:** Inactive (hamstring)
- **12/11 vs. MIN:** Inactive (hamstring)
- **12/18 at HOU:** Rushed 10 times for 44 yards
- **12/24 vs. TEN:** Rushed 14 times for 45 yards (3.2 rush avg.), including a 1-yard TD in the second quarter before exiting the game with a hamstring injury ... Added four receptions for 69 yards (17.3 rec. avg.), including a career-long 37-yard catch-and-run in the third quarter
- **1/1 at IND:** Inactive (hamstring)

### 2015 (w/ NYJ - 15/14)

Started 14 of 15 games played and set career highs in carries (247), rushing yards (1,070), rushing touchdowns (seven), 100-yard rushing performances in a season (three), receptions (39) and receiving yards (217)

- **9/13 vs. CLE:** Recorded 20 carries for 91 yards (4.6 rush avg.) and two touchdowns, his fourth career multi-touchdown performance
- **10/4 at MIA:** Rushed for a career-high 166 yards and one TD for the seventh 100-yard game of his career
- **10/18 vs. WAS:** Established a career high in scrimmage yards (196) after registering 146 yards on 20 carries and 50 yards on three receptions ... Recorded back-to-back 100-yard rushing performances for the first time in his career
- **10/25 at N.E.:** Recorded the second receiving touchdown of his career, a nine-yard pass from QB **Ryan Fitzpatrick** in the third quarter

- **11/8 vs. JAX:** Registered the fifth multi-touchdown game for his career, rushing for a pair of one-yard touchdowns

### 2014 (w/ NYJ - 16/10)

Registered a team-high 821 rushing yards on 198 carries (4.1 rush avg) and six touchdowns ... Added 18 receptions for 123 yards (6.8 rec. avg.)

- **9/7 vs. OAK:** Gained 102 yards on 10 carries (10.2 rush avg.), including a career-long 71-yard touchdown in the fourth quarter
- **12/1 vs. MIA:** Ran for 62 yards on 16 carries (3.9 rush avg.) and helped team run for 277 yards, the eighth-highest output in Jets history
- **12/28 at MIA:** Registered the first receiving touchdown of his career on an eight-yard pass

### 2013 (w/ NYJ - 15/6)

Rushed for 833 yards on 182 rushes (4.6 rush avg.) and three touchdowns, and caught two passes for 10 yards (5.0 rec. avg.)

- **10/20 vs. N.E.:** Voted FedEx Ground NFL Player of the Week after rushing 34 times for 104 yards
- **11/3 vs. N.O.:** Finished with 139 rushing yards on 18 carries (7.7 rush avg.)
- **12/22 vs. CLE:** Finished with 20 carries for 109 yards (5.5 rush avg.)

### 2012 (w/ N.O. - 6/2)

Played in six games with two starts, rushing for 217 yards on 40 attempts (5.4 rush avg.) and two touchdowns ... Added two receptions for 15 yards (7.5 rec. avg.)

- **11/5 vs. PHI:** Gained 48 rushing yards on 10 carries (4.8 rush avg.) and added a 22-yard touchdown run
- **11/11 vs. ATL:** Carried seven times for 72 yards (10.3 rush avg.) and scored on a 56-yard run

### 2011 (w/ N.O. - 6/2, 2/0)

Spent the first seven weeks of the season on the Physically Unable to Perform list recovering from foot and sports hernia surgeries ... Played in six games and had 79 rushes for 374 yards (4.7 rush avg.) and one touchdown ... Played in both postseason games and rushed 22 times for 70 yards (3.2 rush avg.)

- **1/1 vs. CAR:** Ran 19 times for 127 yards and one touchdown

### 2010 (w/ N.O. - 12/3)

Appeared in 12 games with three starts and led the team in rushing, carrying 137 times for 716 yards (5.2 rush avg.) with five touchdowns ... Ranked fourth in the NFL in yards per carry and second among rookies in rushing yardage ... Named an All-Rookie by The Sporting News and Pro Football Weekly/Pro Football Writers of America

- **10/17 at T.B.:** Rushed 15 times for 158 yards (10.5 rush avg.)
- **11/25 at DAL:** Registered two touchdowns as he rushed seven times for 38 yards
- **12/5 at CIN:** Carried 15 times for 117 yards (7.8 rush avg.) with two touchdowns

### COLLEGE (at Washington State, 2006-08; at Tiffin University, 2009-10)

• As a senior, carried 39 times for 223 yards in five games before suffering season-ending knee injury  
• Appeared in 22 games over three season at Washington State, rushing for 534 yards on 91 attempts (5.9 rush avg.) and four touchdowns

### Personal

- Earned three letters in football for head coach John King and two in track and field at Longview (Texas) H.S.
- Named best fullback by 5ATexasFootball.com and was a unanimous first-team All-District 12 5A selection
- Parents are Kenny and Judy Gilliland
- Twitter handle is @ivory33



### REGULAR SEASON CAREER STATISTICS

YEAR	TEAM	GP/GS	RUSHING					RECEIVING				
			NO	YDS	AVG	LG	TD	NO	YDS	AVG	LG	TD
2010	N.O.	12/3	137	716	5.2	55t	5	1	17	17.0	17	0
2011	N.O.	6/2	79	374	4.7	35t	1	0	0	0.0	0	0
2012	N.O.	6/2	40	217	5.4	56t	2	2	15	7.5	13	0
2013	NYJ	15/6	182	833	4.6	69	3	2	10	5.0	12	0
2014	NYJ	16/10	198	821	4.1	71t	6	18	123	6.8	23	1
2015	NYJ	15/14	247	1070	4.3	58	7	30	217	7.2	36	1
2016	JAX	11/1	117	439	3.8	42	3	20	186	9.3	37	0
2017	JAX	14/3	112	382	3.4	34	1	21	175	8.3	29	1
<b>NFL totals: 8 yrs. 95/41</b>			<b>1,112</b>	<b>4,852</b>	<b>4.4</b>	<b>71t</b>	<b>28</b>	<b>94</b>	<b>743</b>	<b>7.9</b>	<b>37</b>	<b>3</b>



### POSTSEASON CAREER STATISTICS

YEAR	TEAM	GP/GS	RUSHING					RECEIVING				
			NO	YDS	AVG	LG	TD	NO	YDS	AVG	LG	TD
2011	N.O.	2/0	22	70	3.2	19	0	0	0	0.0	0	0
<b>NFL totals: 7 yrs. 2/0</b>			<b>22</b>	<b>70</b>	<b>3.2</b>	<b>19</b>	<b>0</b>	<b>0</b>	<b>0</b>	<b>0.0</b>	<b>0</b>	<b>0</b>



# CHRIS IVORY



## 2011 GAME-BY-GAME STATISTICS

DATE	GAME	RUSHING					RECEIVING					
		NO	YDS	AVG	LG	TD	NO	YDS	AVG	LG	TD	
09/08	at G.B.											
09/18	vs. Chicago											
09/25	vs. Houston											
10/02	at Jacksonville											
10/09	at Carolina											
10/16	at Tampa Bay											
10/23	vs. Indianapolis											
10/30	at St. Louis	6	18	3.0	6	0	0	0	0.0	-	0	
11/06	vs. Tampa Bay	15	67	4.5	12	0	0	0	0.0	-	0	
11/13	at Atlanta											
	BYE WEEK											
11/28	vs. N.Y. Giants											
12/04	vs. Detroit											
12/11	vs. Tennessee	13	53	4.1	25	0	0	0	0.0	-	0	
12/18	vs. Minnesota	18	74	4.1	12	0	0	0	0.0	-	0	
12/26	vs. Atlanta	8	35	4.4	11	0	0	0	0.0	-	0	
01/01	vs. Carolina	19	127	6.7	35t	1	0	0	0.0	-	0	
<b>2011 totals:</b>		<b>79</b>	<b>374</b>	<b>4.7</b>	<b>35t</b>	<b>1</b>	<b>0</b>	<b>0</b>	<b>0.0</b>	<b>-</b>	<b>0</b>	
01/07	vs. Detroit	13	47	3.6	19	0	0	0	0.0	-	0	
01/14	at San Francisco	9	23	2.6	7	0	0	0	0.0	-	0	
<b>Postseason totals:</b>		<b>22</b>	<b>70</b>	<b>3.2</b>	<b>19</b>	<b>0</b>	<b>0</b>	<b>0</b>	<b>0.0</b>	<b>-</b>	<b>0</b>	



## 2010 GAME-BY-GAME STATISTICS

DATE	GAME	RUSHING					RECEIVING					
		NO	YDS	AVG	LG	TD	NO	YDS	AVG	LG	TD	
09/09	vs. Minnesota											
09/20	at San Francisco											
09/26	vs. Atlanta	7	13	1.9	9	0	0	0	0.0	-	0	
10/03	vs. Carolina	12	67	5.6	14	0	0	0	0.0	-	0	
10/10	at Arizona	10	39	3.9	14	0	0	0	0.0	-	0	
10/17	at Tampa Bay	15	158	10.5	33	0	1	17	17.0	17	0	
10/24	vs. Cleveland	15	48	3.2	8	0	0	0	0.0	-	0	
10/31	vs. Pittsburgh	7	7	1.0	6	0	0	0	0.0	-	0	
11/07	at Carolina	12	50	4.2	11	0	0	0	0.0	-	0	
	BYE WEEK											
11/21	vs. Seattle	23	99	4.3	24	1	0	0	0.0	-	0	
11/25	at Dallas	7	38	5.4	17	2	0	0	0.0	-	0	
12/05	at Cincinnati	15	117	7.8	55t	2	0	0	0.0	-	0	
12/12	vs. St. Louis	7	47	6.7	18	0	0	0	0.0	-	0	
12/19	at Baltimore											
12/27	at Atlanta											
01/02	vs. Tampa Bay	7	33	4.7	11	0	0	0	0.0	-	0	
<b>2010 totals:</b>		<b>137</b>	<b>716</b>	<b>5.2</b>	<b>55t</b>	<b>5</b>	<b>1</b>	<b>17</b>	<b>17.0</b>	<b>17</b>	<b>0</b>	

# MYLES JACK

44

## MYLES JACK

LINEBACKER

6-1 244 LBS

UCLA

BORN SEPTEMBER 3, 1995

SCOTTSDALE, ARIZONA

ACQ: 2ND ROUND OF 2016 DRAFT (36TH)

EXP: 2ND YEAR



### TRANSACTIONS

Originally drafted by Jacksonville in the second round (36th overall) of the 2016 draft on choice obtained from Baltimore for Jaguars' second (38th overall)- and fifth (146th overall)-round choices

### PRO (Games played/started - 30/24)

Made his NFL and Jaguars debut in the team's season opener in 2016

### 2017 (w/ JAX - 14/14)

- **9/10 at HOU:** Started at SLB and led the team with 14 tackles (eight solo) and also had one tackle for a loss
- **9/17 vs. TEN:** Tied for second on the team with six tackles (five solo) and also recorded one sack, one tackle for a loss and a quarterback hit
- **9/24 vs. BAL:** Started at SLB and recorded four solo tackles
- **10/1 at NYJ:** Second on the team with nine tackles (eight solo) and also recorded one tackle for a loss and one fumble recovery, which he returned 81 yards for his first career touchdown
- **10/8 at PIT:** Started at SLB and recorded nine tackles (five solo)
- **10/15 vs. LAR:** Started at SLB and recorded six tackles (five solo) and one tackle for a loss
- **10/22 at IND:** Finished second on the team with eight tackles (four solo) and also recorded one sack and one pass defended
- **11/5 vs. CIN:** Started at SLB and recorded one solo tackle
- **11/12 vs. LAC:** Tied for the team-lead in tackles with nine (eight solo) and recorded one tackle for a loss
- **11/19 at CLE:** Recorded two tackles (one solo) and one pass defended
- **11/26 at ARI:** Started at SLB and recorded three solo tackles
- **12/3 vs. IND:** Started at SLB and recorded five tackles (three solo)
- **12/10 vs. SEA:** Started at SLB and recorded six tackles (five solo)
- **12/17 vs. HOU:** Started at SLB and recorded three tackles (one solo) and one pass defended

### 2016 (w/ JAX - 16/10)

Played in all 16 games starting at OTTO in 10 his rookie ... Totaled 22 tackles (16 solo) to rank tied for 12th on the team in tackles

- **9/11 vs. G.B.:** Played in 12 snaps on special teams in NFL and team debut
- **9/18 at S.D.:** Saw action at LB, making two solo tackles, and on special teams
- **9/25 vs. BAL:** Saw action on special teams
- **10/2 vs. IND:** Earned his first career start at OTTO and made four tackles (three solo) and one pass defended
- **10/16 at CHI:** Started at OTTO and made one solo tackle
- **10/23 vs. OAK:** Started at OTTO and recorded one solo tackle and saw time on special teams
- **10/27 at TEN:** Started at OTTO and saw action on special teams
- **11/6 at K.C.:** Started at OTTO and made one solo tackle
- **11/13 vs. HOU:** Started at OTTO and made two solo tackles, including one special teams tackle
- **11/20 at DET:** Saw action at OTTO and posted three tackles (two solo), including one tackle for loss
- **11/27 at BUF:** Started at OTTO and made five tackles (two solo), including his first career half-sack
- **12/4 vs. DEN:** Started at OTTO and made one solo tackle
- **12/11 vs. MIN:** Saw action at OTTO and made one tackle
- **12/18 at HOU:** Saw action at OTTO and made one tackle
- **12/24 vs. TEN:** Saw action at OTTO
- **1/1 at IND:** Started at OTTO and recorded one pass defended

### COLLEGE (at UCLA, 2013-15)

As a junior, started in all three games he played before injuring his knee in practice ... Registered 15 tackles ... Starter in all 13 games at LB and named second-team all-conference ... Finished second on the team with 88 tackles, 8.0 for loss, and seven passes defended ... As a freshman, saw action in all 13 games with 12 starts, 11 at LB and one at RB ... Finalist for the Paul Hornung Award as the nation's most versatile player ... Named first-team All-America by Athlon Sports as an all-purpose player and honorable mention All-America by SI.com ... First-team Freshman All-America selection by Sporting News ... Named both offensive and defensive freshman of the year in the Pac-12 by coaches ... Earned second-team All-Pac-12 honors ... His 75 tackles ranked fifth on the team and as the second-most ever by a true freshman ... Led team with 11 passes defended ... Scored seven rushing touchdowns on the season (second

on the school's freshman list behind DeShaun Foster in 1998) ... Earned a spot on the Athletic Director's Academic Honor Roll in 2013 Fall and 2014 Winter quarters

### PERSONAL

- A four-star recruit from Bellevue (Wash.) High School, according to both scout.com and rivals.com
- Ranked as the nation's No. 4 OLB and No. 1 in the west
- Also played running back in high school for an offense that averaged more than 46 points per game his senior season
- Selected to play in the U.S. Army All-American game, where he posted five tackles
- Earned letters in track (three) and basketball (one)
- Son of H. David Jack and La Sonjia (Fisher) Jack
- Has one brother, Jahlen
- Twitter handle is @MylesJack

REGULAR SEASON CAREER STATISTICS										
YEAR	TEAM	GP/GS	TKL	SOLO	ASST	SACKS	FF	FR	PD	TFL
2016	JAX	16/10	22	16	6	0.5	0	0	2	1
2017	JAX	14/14	85	61	24	2.0	0	1	3	5
<b>NFL totals: 2 yr.</b>		<b>30/24</b>	<b>107</b>	<b>77</b>	<b>30</b>	<b>2.5</b>	<b>0</b>	<b>1</b>	<b>5</b>	<b>6</b>

CAREER HIGHS		
	GAME	SEASON
<b>Tackles:</b>	14 (9/11/17 at HOU)	85 (2017)
<b>Sacks:</b>	1.0 (9/17/17 vs. TEN)	2.0 (2017)
<b>Fumble recoveries:</b>	1 (10/1/17 at NYJ)	1 (2017)
<b>Passes defended:</b>	1 (five times, last: 12/17/17 vs. HOU)	3 (2017)

2017 GAME-BY-GAME STATISTICS										
DATE	OPP	TKL	SOLO	ASST	ST	SACKS	FF	FR	PD	TFL
09/10	at Houston	14	8	6	0	0.0	0	0	0	1
09/17	vs. Tennessee	6	5	1	0	1.0	0	0	0	1
09/24	vs. Baltimore	4	4	0	0	0.0	0	0	0	0
10/01	at New York Jets	9	8	1	0	0.0	0	1	0	1
10/08	at Pittsburgh	9	5	4	0	0.0	0	0	0	0
10/15	vs. LA Rams	6	5	1	0	0.0	0	0	0	1
10/22	at Indianapolis	8	4	4	0	1.0	0	0	1	0
BYE WEEK										
11/05	vs. Cincinnati	1	1	0	0	0.0	0	0	0	0
11/12	vs. LA Chargers	9	8	1	0	0.0	0	0	0	1
11/19	at Cleveland	2	1	1	0	0.0	0	0	1	0
11/26	at Arizona	3	3	0	0	0.0	0	0	0	0
12/03	vs. Indianapolis	5	3	2	0	0.0	0	0	0	0
12/10	vs. Seattle	6	5	1	0	0.0	0	0	0	0
12/17	vs. Houston	3	1	2	0	0.0	0	0	1	0
12/24	at San Francisco									
12/31	at Tennessee									
<b>2017 totals:</b>		<b>85</b>	<b>61</b>	<b>24</b>	<b>0</b>	<b>2.0</b>	<b>0</b>	<b>1</b>	<b>3</b>	<b>5</b>


2016 GAME-BY-GAME STATISTICS										
DATE	OPP	TKL	SOLO	ASST	ST	SACKS	FF	FR	PD	TFL
09/11	vs. Green Bay	0	0	0	0	0.0	0	0	0	0
09/18	at San Diego	2	2	0	0	0.0	0	0	0	0
09/25	vs. Baltimore	0	0	0	0	0.0	0	0	0	0
10/02	vs. Indianapolis	4	3	1	0	0.0	0	0	1	0
BYE WEEK										
10/16	at Chicago	1	1	0	0	0.0	0	0	0	0
10/23	vs. Oakland	1	1	0	0	0.0	0	0	0	0
10/27	at Tennessee	0	0	0	0	0.0	0	0	0	0
11/06	at Kansas City	1	1	0	0	0.0	0	0	0	0
11/13	vs. Houston	2	2	0	0	0.0	0	0	0	0
11/20	at Detroit	3	2	1	0	0.0	0	0	0	1
11/27	at Buffalo	5	2	3	0	0.5	0	0	0	0
12/04	vs. Denver	1	1	0	0	0.0	0	0	0	0
12/11	vs. Minnesota	1	0	1	0	0.0	0	0	0	0
12/18	at Houston	1	1	0	0	0.0	0	0	0	0
12/24	vs. Tennessee	0	0	0	0	0.0	0	0	0	0
01/01	at Indianapolis	0	0	0	0	0.0	0	0	1	0
<b>2016 totals:</b>		<b>22</b>	<b>16</b>	<b>6</b>	<b>0</b>	<b>0.5</b>	<b>0</b>	<b>0</b>	<b>2</b>	<b>1</b>

# MALIK JACKSON

97

## MALIK JACKSON

DEFENSIVE LINEMAN  
6-5 290 LBS.  
TENNESSEE  
BORN JANUARY 11, 1990  
VAN NUYS, CALIFORNIA  
ACQ: UFA (DENVER) 2016  
EXP: 6TH YEAR



### TRANSACTIONS

Originally selected by Denver in the fifth round (137th overall) of the 2012 NFL Draft ... Signed by Jacksonville as an unrestricted free agent on 3/10/16

### PRO (Games played/started - 92/54, 8/7)

• Sixth-year defensive lineman joined the Jaguars after spending four years in Denver  
• Has recorded 21 tackles (16 solo), two passes defended, two forced fumbles, one sack and one fumble recovery in eight playoff games

### 2017 (w/ JAX - 14/14)

- **9/10 at HOU:** Started at DT and recorded three solo tackles, one sack, one tackle for a loss and one pass defended
- **9/17 vs. TEN:** Started at DT and recorded two solo tackles
- **9/24 vs. BAL:** Started at DT and recorded two tackles (one solo) and a half of a sack
- **10/1 at NYJ:** Started at DT and recorded one solo tackle and one tackle for a loss
- **10/8 at PIT:** Started at DT
- **10/15 vs. LAR:** Started at DT and recorded three solo tackles
- **10/22 at IND:** Started at DT and recorded three tackles (two solo), 1.5 sacks and one forced fumble
- **11/5 vs. CIN:** Started at DT and recorded two solo tackles, one sack and one tackle for a loss
- **11/12 vs. LAC:** Started at DT and recorded four tackles (three solo), one tackle for a loss and one forced fumble
- **11/19 at CLE:** Started at DT and recorded two solo tackles, one sack and two tackles for a loss
- **11/26 at ARI:** Started at DT and recorded two solo tackles
- **12/3 vs. IND:** Started at DT and recorded two tackles (one solo), one sack, one tackle for a loss and one pass defended
- **12/10 vs. SEA:** Started at DT and recorded three tackles, one sack, his career-high seventh of the season, and two tackles for a loss
- **12/17 vs. HOU:** Started at DT and recorded one solo tackle, one sack and a forced fumble

### 2016 (w/ JAX - 16/16)

Started all 16 games at DT ... Led the team in passes defended (19) and ranked the fifth-most in the NFL among defensive linemen ... Totaled the second-most tackles for loss (11) and sacks (6.5)

- **9/11 vs. G.B.:** Started at DT in his Jaguars debut
- **9/18 at S.D.:** Started at DT and made two tackles (one solo), including one tackle for loss
- **9/25 vs. BAL:** Registered his first sack of the season and first sack as a Jaguar
- **10/2 vs. IND:** Posted a season-high five solo tackles, including one tackle for loss, and one pass defended
- **10/16 at CHI:** Started at DT and made three tackles, including one tackle for loss
- **10/23 vs. OAK:** Started at DT and recorded one quarterback hit
- **10/27 at TEN:** Started at DT
- **11/6 at K.C.:** Started at DT, making one tackle and was credited with 0.5 sack
- **11/13 vs. HOU:** Started at DT and made four solo tackles
- **11/20 at DET:** Started at DT and tallied two tackles (one solo) and one sack
- **11/27 at BUF:** Started at DT and made five tackles (four solo), including 2.0 sacks
- **12/4 vs. DEN:** Started at DT and made two solo tackles
- **12/11 vs. MIN:** Started at DT and made one solo tackle and one fumble recovery
- **12/18 at HOU:** Started at DT and recorded three tackles (one solo), one tackle for a loss and one pass defended
- **12/24 vs. TEN:** Tallied one tackle for loss and one pass defended
- **1/1 at IND:** Started at DT and tallied two solo tackles, tied a career-high with 2.0 sacks and also registered two tackles for a loss

### 2015 (w/ DEN - 16/16, 3/3)

Started all 16 games for the first time in his career, finishing with a career-high 45 tackles (34 solo), 5.0 sacks and a career-best seven passes defended ... Started all three of Denver's postseason contests and tallied nine tackles (eight solo) and a fumble recovery for a TD in Super Bowl 50

- **9/17 vs. K.C.:** Finished with three tackles, one sack and one pass defended that led to CB Chris Harris Jr.'s interception at the Broncos' 10-yard line
- **9/27 at DET:** Posted three tackles, one fumble recovery and 0.5 sacks

- **10/11 at OAK:** Registered six tackles (five solo) and one sack
- **10/18 at CLE:** Posted four tackles (three solo), two tackles for loss and one sack
- **12/20 at PIT:** Tallied five tackles (four solo) and 1.5 sacks
- **2/7 vs. CAR (Super Bowl 50):** Recorded five tackles (five solo) and recovered a fumble in the end zone, marking the seventh fumble recovery for a touchdown in Super Bowl history

### 2014 (w/ DEN - 16/3, 1/1)

Played all 16 games for the second consecutive season and totaled 42 tackles (33 solo), four passes defended, three sacks and one forced fumble ... Was part of a rushing defense that allowed just 79.8 rushing yards per game, the lowest single-season figure in team history and the NFL's second-best mark in 2014

- **9/7 vs. IND:** Posted two tackles (one solo) and 0.5 sacks in season opener
- **10/5 vs. ARI:** Had two tackles (one solo) and 0.5 sacks
- **12/7 vs. BUF:** Tallied a season-high six tackles (six solo) and one sack
- **1/11 vs. IND:** Posted four tackles (one solo) in AFC Divisional Playoff Game

### 2013 (w/ DEN - 16/5, 3/3)

Played all 16 regular season games (five starts) and led Denver's defensive line with 42 tackles ... Ranked second on the team with six sacks and led the team with 11 tackles for loss ... Added four passes defended and one forced fumble ... Started in all three postseason games for the Broncos and made eight tackles (seven solo), one sack and two passes defended

- **9/23 vs. OAK:** Recorded his first career sack, splitting it with LB Wesley Woodyard
- **10/13 vs. JAX:** Posted a season-high seven tackles (five solo), two sacks and one pass defended
- **12/1 at K.C.:** Made his first NFL start ... Forced his first career fumble while adding two solo tackles
- **1/12 vs. S.D.:** Made his first postseason start and registered three tackles and one sack in team's AFC Divisional Playoff Game

### 2012 (w/ DEN - 14/0, 1/0)

Played 14 games as a rookie and totaled five tackles (three solo)

### COLLEGE (at Southern California, 2008-09; at Tennessee, 2010-11)

- Played 46 games (24 starts) at Southern California and Tennessee and made 136 tackles (67 solo), 13 sacks, four forced fumbles and one fumble recovery
- Earned first-team All-SEC as a senior and second-team all-conference as a junior
- As a senior, led the Volunteers in tackles for loss (11) and sacks (2.5)
- Saw action in 21 games as a reserve defensive lineman at USC and recorded 22 tackles (15 solo), 5.5 sacks and two forced fumbles

### PERSONAL

- Made 103 tackles and 14.5 sacks at Birmingham High School in Van Nuys, Calif.
- Helped lead Birmingham to the 2006 Los Angeles City title with 10.5 sacks as a junior
- Twin brother, Marquis, was all-conference DE for Texas Southern University from 2010-11
- Twitter handle is @TheMalikJackson

### REGULAR SEASON CAREER STATISTICS

YEAR	TEAM	GP/GS	TKL	SOLO	ASST	SACKS	FF	FR	PD
2012	DEN	14/0	5	3	2	0.0	0	0	0
2013	DEN	16/5	42	30	12	6.0	1	0	4
2014	DEN	16/3	42	33	9	3.0	1	0	4
2015	DEN	16/16	45	34	11	5.0	0	2	7
2016	JAX	16/16	33	28	5	6.5	0	1	3
2017	JAX	14/14	31	26	5	8.0	4	0	2
<b>NFL totals: 6 yrs.</b>		<b>92/54</b>	<b>198</b>	<b>154</b>	<b>44</b>	<b>28.5</b>	<b>6</b>	<b>3</b>	<b>20</b>

### POSTSEASON CAREER STATISTICS

YEAR	TEAM	GP/GS	TKL	SOLO	ASST	SACKS	FF	FR	PD
2012	DEN	1/0	0	0	0	0.0	0	0	0
2013	DEN	3/3	8	7	1	1.0	0	0	2
2014	DEN	1/1	4	1	3	0.0	0	0	0
2015	DEN	3/3	9	8	1	0.0	0	1	0
<b>NFL totals: 4 yrs.</b>		<b>8/7</b>	<b>21</b>	<b>16</b>	<b>5</b>	<b>1.0</b>	<b>0</b>	<b>1</b>	<b>2</b>

### CAREER HIGHS

	GAME	SEASON
<b>Tackles:</b>	7 (10/13/13 vs. Jacksonville)	45 (2015)
<b>Sacks:</b>	2.0 (three times, last: 1/17/17 at IND)	8.0 (2017)
<b>Forced fumbles:</b>	1 (six times, last: 12/17/17 vs. HOU)	4 (2017)
<b>Fumble recoveries:</b>	1 (three times last: 12/11/16 vs. MIN)	2 (2015)
<b>Passes defended:</b>	2 (six times, last: 12/13/15 vs. Oakland)	7 (2015)

# MALIK JACKSON

## 2017 GAME-BY-GAME STATISTICS

DATE	OPP	TKL	SOLO	ASST	SACKS	FF	FR	PD	TFL
09/10	at Houston	3	3	0	1.0	0	0	1	1
09/17	vs. Tennessee	2	2	0	0.0	0	0	0	0
09/24	vs. Baltimore	2	1	1	0.5	0	0	0	0
10/01	at New York Jets	1	1	0	0.0	0	0	0	1
10/08	at Pittsburgh	0	0	0	0.0	0	0	0	0
10/15	vs. LA Rams	3	3	0	0.0	0	0	0	0
10/22	at Indianapolis	3	2	1	1.5	1	0	0	0
BYE WEEK									
11/05	vs. Cincinnati	2	2	0	1.0	0	0	0	1
11/12	vs. LA Chargers	4	3	1	0.0	1	0	0	1
11/19	at Cleveland	2	2	0	1.0	1	0	0	2
11/26	at Arizona	2	2	0	0.0	0	0	0	0
12/03	vs. Indianapolis	2	1	1	1.0	0	0	1	1
12/10	vs. Seattle	3	2	1	1.0	0	0	0	2
12/17	vs. Houston	1	1	0	1.0	1	0	0	0
12/24	at San Francisco								
12/31	at Tennessee								
<b>2017 totals:</b>		<b>31</b>	<b>26</b>	<b>5</b>	<b>8.0</b>	<b>4</b>	<b>0</b>	<b>2</b>	<b>9</b>

## 2016 GAME-BY-GAME STATISTICS

DATE	OPP	TKL	SOLO	ASST	SACKS	FF	FR	PD	TFL
09/11	vs. Green Bay	0	0	0	0.0	0	0	0	0
09/18	at San Diego	2	1	1	0.0	0	0	0	1
09/25	vs. Baltimore	2	2	0	1.0	0	0	0	1
10/02	vs. Indianapolis	5	5	0	0.0	0	0	1	1
BYE WEEK									
10/16	at Chicago	3	3	0	0.0	0	0	0	1
10/23	vs. Oakland	0	0	0	0.0	0	0	0	0
10/27	at Tennessee	0	0	0	0.0	0	0	0	0
11/06	at Kansas City	1	0	1	0.5	0	0	0	0
11/13	vs. Houston	4	4	0	0.0	0	0	0	0
11/20	at Detroit	2	1	1	1.0	0	0	0	1
11/27	at Buffalo	5	4	1	2.0	0	0	0	2
12/04	vs. Denver	2	2	0	0.0	0	0	0	0
12/11	vs. Minnesota	1	1	0	0.0	0	1	0	0
12/18	at Houston	3	2	1	0.0	0	0	1	1
12/24	vs. Tennessee	1	1	0	0.0	0	0	1	1
01/01	at Indianapolis	2	2	0	2.0	0	0	0	2
<b>2016 totals:</b>		<b>33</b>	<b>28</b>	<b>5</b>	<b>6.5</b>	<b>0</b>	<b>1</b>	<b>3</b>	<b>11</b>

## 2015 GAME-BY-GAME STATISTICS

DATE	OPP.	TKL	SOLO	ASST	SACKS	FF	FR	PD
09/13	vs. Baltimore	3	0	3	0.0	0	0	0
09/17	at Kansas City	3	0	3	1.0	0	0	0
09/27	at Detroit	2	1	1	0.5	0	1	0
10/04	vs. Minnesota	2	1	1	0.0	0	0	0
10/11	at Oakland	6	5	1	1.0	0	0	0
10/18	at Cleveland	4	3	1	1.0	0	0	0
11/01	vs. Green Bay	2	1	1	0.0	0	0	1
11/08	at Indianapolis	5	3	2	0.0	0	0	2
11/15	vs. Kansas City	3	3	0	0.0	0	0	0
11/22	at Chicago	0	0	0	0.0	0	1	0
11/29	vs. New England	1	0	1	0.0	0	0	0
12/06	at San Diego	2	2	0	0.0	0	0	2
12/13	vs. Oakland	2	2	0	0.0	0	0	2
12/20	at Pittsburgh	5	3	2	1.5	0	0	0
12/28	vs. Cincinnati	3	2	1	0.0	0	0	0
01/03	vs. San Diego	2	2	0	0.0	0	0	0
<b>2015 totals:</b>		<b>45</b>	<b>34</b>	<b>11</b>	<b>5.0</b>	<b>0</b>	<b>2</b>	<b>7</b>
01/17	vs. Pittsburgh	2	1	1	0.0	0	0	0
01/24	vs. New England	2	2	0	0.0	0	0	0
02/07	vs. Carolina	5	5	0	0.0	0	1	0
<b>Postseason totals:</b>		<b>9</b>	<b>8</b>	<b>1</b>	<b>0.0</b>	<b>0</b>	<b>1</b>	<b>0</b>

## 2014 GAME-BY-GAME STATISTICS

DATE	OPP.	TKL	SOLO	ASST	SACKS	FF	FR	PD
09/07	vs. Indianapolis	2	1	1	0.5	0	0	0
09/14	vs. Kansas City	1	1	0	0.0	0	0	0
09/21	at Seattle	5	0	5	0.0	0	0	0
BYE WEEK								
10/05	vs. Arizona	2	1	1	0.5	0	0	0
10/12	at N.Y. Jets	4	3	1	0.0	0	0	0
10/19	vs. San Francisco	1	1	0	1.0	0	0	0
10/23	vs. San Diego	1	1	0	1.0	0	0	0
11/02	at New England	2	1	1	0.0	0	0	0
11/09	at Oakland	1	1	0	0.0	1	0	0
11/16	at St. Louis	5	5	0	0.0	0	0	0
11/23	vs. Miami	3	3	0	0.0	0	0	0
11/30	at Kansas City	0	0	0	0.0	0	0	0
12/07	vs. Buffalo	6	6	0	1.0	0	0	0
12/14	at San Diego	2	2	0	0.0	0	0	2
12/22	at Cincinnati	5	5	0	0.0	0	0	0
12/28	vs. Oakland	2	2	0	0.0	0	0	2
<b>2014 Totals:</b>		<b>42</b>	<b>33</b>	<b>9</b>	<b>3.0</b>	<b>1</b>	<b>0</b>	<b>4</b>
01/11	vs. Indianapolis	4	1	3	0.0	0	0	0
<b>Postseason totals:</b>		<b>4</b>	<b>1</b>	<b>3</b>	<b>0.0</b>	<b>0</b>	<b>0</b>	<b>0</b>

# MALIK JACKSON



## 2013 GAME-BY-GAME STATISTICS

DATE	OPP.	TKL	SOLO	ASST	SACKS	FF	FR	PD
09/05	vs. Baltimore	1	0	1	0.0	0	0	0
09/15	at N.Y. Giants	2	2	0	0.0	0	0	0
09/23	vs. Oakland	1	0	1	0.5	0	0	0
09/29	vs. Philadelphia	0	0	0	0.0	0	0	0
10/06	at Dallas	2	1	1	1.0	0	0	0
10/13	vs. Jacksonville	7	5	2	2.0	0	0	1
10/20	at Indianapolis	3	1	2	0.0	0	0	1
10/27	vs. Washington	1	1	0	0.0	0	0	0
11/10	at San Diego	3	1	2	0.5	0	0	2
11/17	vs. Kansas City	3	1	2	0.0	0	0	2
11/24	at New England	1	1	0	0.0	0	0	0
12/01	at Kansas City	2	2	0	0.0	1	0	0
12/08	vs. Tennessee	4	4	0	1.0	0	0	0
12/12	vs. San Diego	3	3	0	0.0	0	0	0
12/22	at Houston	5	4	1	0.0	0	0	0
12/29	at Oakland	4	4	0	1.0	0	0	0
<b>2013 Totals:</b>		<b>42</b>	<b>30</b>	<b>12</b>	<b>6.0</b>	<b>1</b>	<b>0</b>	<b>4</b>
01/12	vs. San Diego	3	3	0	1.0	0	0	0
01/19	vs. New England	0	0	0	0.0	0	0	1
02/02	vs. Seattle	5	4	1	0.0	0	0	1
<b>Postseason totals:</b>		<b>8</b>	<b>7</b>	<b>1</b>	<b>1.0</b>	<b>0</b>	<b>0</b>	<b>2</b>



## 2012 GAME-BY-GAME STATISTICS

DATE	OPP.	TKL	SOLO	ASST	SACKS	FF	FR	PD
09/09	vs. Pittsburgh				ina			
09/17	at Atlanta	0	0	0	0.0	0	0	0
09/23	vs. Houston	1	1	0	0.0	0	0	0
09/30	vs. Oakland	0	0	0	0.0	0	0	0
10/07	at New England	1	1	0	0.0	0	0	0
10/15	at San Diego				DNP			
	BYE WEEK							
10/28	vs. San Diego	0	0	0	0.0	0	0	0
11/04	at Cincinnati	0	0	0	0.0	0	0	0
11/11	at Carolina	1	1	0	0.0	0	0	0
11/18	vs. San Diego	0	0	0	0.0	0	0	0
11/25	at Kansas City	0	0	0	0.0	0	0	0
12/02	vs. Tampa Bay	0	0	0	0.0	0	0	0
12/06	at Oakland	0	0	0	0.0	0	0	0
12/16	at Baltimore	0	0	0	0.0	0	0	0
12/23	vs. Cleveland	1	0	1	0.0	0	0	0
12/30	vs. Kansas City	1	1	0	0.0	0	0	0
<b>2012 Totals:</b>		<b>42</b>	<b>30</b>	<b>12</b>	<b>6.0</b>	<b>1</b>	<b>0</b>	<b>4</b>
01/12	vs. Baltimore	1	0	1	0.0	0	0	0
<b>Postseason totals:</b>		<b>1</b>	<b>0</b>	<b>1</b>	<b>0.0</b>	<b>0</b>	<b>0</b>	<b>0</b>



# ABRY JONES

95

## ABRY JONES

DEFENSIVE TACKLE

6-4 318 LBS


GEORGIA

BORN SEPTEMBER 8, 1991

WARNER ROBINS, GEORGIA

ACQ: FREE AGENT 2013

EXP: 5TH YEAR



### TRANSACTIONS

Originally signed by Jacksonville as an undrafted rookie on 4/27/13 ... Placed on injured reserve on 1/1/16

### PRO (Games played/started - 68/25)

- Earned roster spot as an undrafted rookie in 2013
- Played in all 16 games in 2014

### 2017 (w/ JAX - 14/14)

- **9/10 at HOU:** Started at NT and assisted on two tackles and recorded a half sack, two quarterback hits and recovered one fumble
- **9/17 vs. TEN:** Started at NT
- **9/24 vs. BAL:** Started at NT and recorded two solo tackles
- **10/1 at NYJ:** Started at NT and recorded three tackles (two solo)
- **10/8 at PIT:** Started at NT and recorded five tackles (two solo), half of a sack and a career-high three passes defended ... Tipped the ball that was intercepted by LB **Telvin Smith** and returned for a TD
- **10/15 vs. LAR:** Started at NT and recorded three solo tackles
- **10/22 at IND:** Started at NT and recorded one solo tackle
- **11/5 vs. CIN:** Started at NT and recorded one solo tackle
- **11/12 vs. LAC:** Started at NT and recorded four tackles (three solo) and one pass defended
- **11/19 at CLE:** Started at NT and recorded one solo tackle
- **11/26 at ARI:** Started at NT and recorded one solo tackle and one pass defended
- **12/3 vs. IND:** Started at NT and recorded three solo tackles, one pass defended and one forced fumble
- **12/10 vs. SEA:** Started at NT and recorded one solo tackle
- **12/17 vs. HOU:** Started at NT and recorded two solo tackles

### 2016 (w/ JAX - 15/9)

Started nine of 15 games played ... Totaled 32 tackles (26 solo), including four for a loss, and one PD

- **9/11 vs. G.B.:** Played five snaps at DT and 17 on special teams
- **9/18 at S.D.:** Saw action at DT and made one tackle
- **9/25 vs. BAL:** Saw action at DT and on special teams
- **10/2 vs. IND:** Saw action at DT and made two tackles (one solo)
- **10/16 at CHI:** Saw action at DT, making two solo tackles, including one tackle for loss
- **10/23 vs. OAK:** Totaled three solo tackles, including one tackle for a loss
- **10/27 at TEN:** Started at DT and had three tackles (two solo)
- **11/6 at K.C.:** Started at DT and made two solo tackles
- **11/13 vs. HOU:** Started at DT and made two solo tackles
- **11/20 at DET:** Started at DT and made five tackles (four solo), including one tackle for loss and one pass defended
- **11/27 at BUF:** Inactive (ankle)
- **12/4 vs. DEN:** Started at DT and made two solo tackles
- **12/11 vs. MIN:** Started at DT and made one solo tackle
- **12/18 at HOU:** Started at DT and recorded three tackles (two solo) and had one tackle for a loss
- **12/24 vs. TEN:** Started at DT and made three tackles (two solo)
- **1/1 at IND:** Started at DT and made three solo tackles

### 2015 (w/ JAX - 15/0)

Played in 15 games before being placed on the team's injured reserve list for the final regular season game ... Totaled 16 tackles (seven solo), 2.0 sacks, one forced fumble and one fumble recovery

- **10/4 at IND:** Saw action at DT and special teams, and recorded his first career fumble recovery
- **10/11 at T.B.:** Made five tackles (three solo), including two tackles for loss and recorded one pass defended
- **10/25 vs. BUF:** Made one tackle (one solo), including one sack
- **11/15 at BAL:** Made four tackles (one solo), including a sack-fumble that was recovered by DT **Tyson Alualu**

### 2014 (w/ JAX - 16/2)

Played in all 16 games for the first time in his career and registered a career-best 39 tackles (23 solo), three sacks, four tackles for loss, three quarterback hits and one forced fumble

- **10/5 vs. PIT:** Registered a career-high two sacks including a sack/forced fumble of QB **Ben Roethlisberger** early in the fourth quarter ... Also sacked Roethlisberger

in the second quarter ... Added one QB pressure and one tackle for loss

- **10/19 vs. CLE:** Made three solo tackles, one QB hit and one tackle for loss ...
- **12/7 vs. HOU:** Saw action at DT and matched his season-high with four tackles (three solo)
- **12/18 vs. TEN:** Made first career start and totaled a career-high five tackles (three solo) along with one sack ... Sacked QB **Charlie Whitehurst** for a three-yard loss on the opening possession
- **12/28 at HOU:** Started for the second consecutive game and totaled three tackles (one solo)

### 2013 (w/ JAX - 8/0)

Played in eight games as a rookie after earning a roster spot as an undrafted free agent ... Totaled nine tackles, 0.5 sacks and one QB hit

- **10/6 at STL:** Made NFL debut on and saw action on defense
- **10/20 vs. SD:** Made first career tackle
- **12/22 vs. TEN:** Saw extensive action in DL rotation and posted a career-high four tackles (three solo), one QB hit and split a sack with LB **Paul Posluszny** in the first quarter
- **12/29 at IND:** Totaled two solo tackles in season-finale

### COLLEGE (at Georgia, 2009-12)

- Three-year letterman and appeared in 46 games, making 26 starts at DE and DT
- Career totals include 107 tackles (52 solo), 35 QB pressures, 13.5 tackles for a loss, 5.0 sacks and two forced fumbles
- Received the David Jacobs Award as a player who, by example, portray courage, spirit, character and determination
- Majored in communication studies

### PERSONAL

- Attended Northside (Ga.) High School
- USA Today All-USA second-team selection
- Twitter handle is @JUSTAB3



### REGULAR SEASON CAREER STATISTICS

YEAR	TEAM	GP/GS	TKL	SOLO	ASST	SACKS	FF	FR	PD	TFL
2013	JAX	8/0	9	8	1	0.5	0	0	0	0
2014	JAX	16/2	39	23	16	3.0	1	0	1	3
2015	JAX	15/0	16	7	9	2.0	1	1	2	3
2016	JAX	15/9	32	26	6	0.0	0	0	1	4
2017	JAX	14/14	29	22	7	1.0	1	1	6	0
<b>7NFL totals:</b>		<b>5 yrs. 68/25</b>	<b>125</b>	<b>86</b>	<b>39</b>	<b>6.5</b>	<b>3</b>	<b>2</b>	<b>10</b>	<b>10</b>



### CAREER HIGHS

	GAME	SEASON
<b>Tackles:</b>	5 (four times, last: 10/8/17 at PIT)	39 (2014)
<b>Sacks:</b>	2.0 (10/5/14 vs. PIT)	3.0 (2014)
<b>Forced fumbles:</b>	1 (twice, last: 11/15/15 at BAL)	1 (2014 & 2015)
<b>Fumble recoveries:</b>	1 (twice, last: 9/10/17 at HOU)	1 (2014)
<b>Passes defended:</b>	3 (10/8/17 at PIT)	6 (2017)



### 2017 GAME-BY-GAME STATISTICS

DATE	OPP	TKL	SOLO	ASST	ST	SACKS	FF	FR	PD	TFL
09/10	at Houston	2	0	2	0	0.5	0	1	0	0
09/17	vs. Tennessee	0	0	0	0	0.0	0	0	0	0
09/24	vs. Baltimore	2	2	0	0	0.0	0	0	0	0
10/01	at New York Jets	3	2	1	0	0.0	0	0	0	0
10/08	at Pittsburgh	5	2	3	0	0.5	0	0	3	0
10/15	vs. LA Rams	3	3	0	0	0.0	0	0	0	0
10/22	at Indianapolis	1	1	0	0	0.0	0	0	0	0
BYE WEEK										
11/05	vs. Cincinnati	1	1	0	0	0.0	0	0	0	0
11/12	vs. LA Chargers	4	3	1	0	0.0	0	0	1	0
11/19	at Cleveland	1	1	0	0	0.0	0	0	0	0
11/26	at Arizona	1	1	0	0	0.0	0	0	1	0
12/03	vs. Indianapolis	3	3	0	0	0.0	1	0	1	0
12/10	vs. Seattle	1	1	0	0	0.0	0	0	0	0
12/17	vs. Houston	2	2	0	0	0.0	0	0	0	0
12/24	at San Francisco									
12/31	at Tennessee									
<b>2017 totals:</b>		<b>29</b>	<b>22</b>	<b>7</b>	<b>0</b>	<b>1.0</b>	<b>1</b>	<b>1</b>	<b>6</b>	<b>0</b>

# ABRY JONES

## 2016 GAME-BY-GAME STATISTICS

DATE	OPP	TKL	SOLO	ASST	ST	SACKS	FF	FR	PD	TFL
09/11	vs. Green Bay	0	0	0	0	0.0	0	0	0	0
09/18	at San Diego	1	0	1	0	0.0	0	0	0	0
09/25	vs. Baltimore	0	0	0	0	0.0	0	0	0	0
10/02	vs. Indianapolis	2	1	1	0	0.0	0	0	0	0
	BYE WEEK									
10/16	at Chicago	2	2	0	0	0.0	0	0	0	1
10/23	vs. Oakland	3	3	0	0	0.0	0	0	0	1
10/27	at Tennessee	3	2	1	0	0.0	0	0	0	0
11/06	at Kansas City	2	2	0	0	0.0	0	0	0	0
11/13	vs. Houston	2	2	0	0	0.0	0	0	0	0
11/20	at Detroit	5	4	1	0	0.0	0	0	1	1
11/27	at Buffalo					ina				
12/04	vs. Denver	2	2	0	0	0.0	0	0	0	0
12/11	vs. Minnesota	1	1	0	0	0.0	0	0	0	0
12/18	at Houston	3	2	1	0	0.0	0	0	0	1
12/24	vs. Tennessee	3	2	1	0	0.0	0	0	0	0
01/01	at Indianapolis	3	3	0	0	0.0	0	0	0	0
<b>2016 totals:</b>		<b>32</b>	<b>26</b>	<b>6</b>	<b>0</b>	<b>0.0</b>	<b>0</b>	<b>0</b>	<b>1</b>	<b>4</b>

## 2015 GAME-BY-GAME STATISTICS

DATE	GAME	TKL	SOLO	ASST	ST	SACKS	FF	FR	PD	TFL
09/13	vs. Carolina	0	0	0	0	0.0	0	0	0	0
09/20	vs. Miami	0	0	0	0	0.0	0	0	0	0
09/27	at New England	1	0	1	0	0.0	0	0	1	0
10/04	at Indianapolis	0	0	0	0	0.0	0	1	0	0
10/11	at Tampa Bay	5	3	2	0	0.0	0	0	1	2
10/18	vs. Houston	0	0	0	0	0.0	0	0	0	0
10/25	vs. Buffalo	1	1	0	0	1.0	0	0	0	1
11/1	BYE WEEK									
11/08	at N.Y. Jets	3	0	3	0	0.0	0	0	0	0
11/15	at Baltimore	4	1	3	0	1.0	1	0	0	0
11/19	vs. Tennessee	1	1	0	0	0.0	0	0	0	0
11/29	vs. San Diego	0	0	0	0	0.0	0	0	0	0
12/06	at Tennessee	0	0	0	0	0.0	0	0	0	0
12/13	vs. Indianapolis	0	0	0	0	0.0	0	0	0	0
12/20	vs. Atlanta	1	1	0	0	0.0	0	0	0	0
12/27	at New Orleans	0	0	0	0	0.0	0	0	0	0
01/03	at Houston					IR				
<b>2015 totals:</b>		<b>16</b>	<b>7</b>	<b>9</b>	<b>0</b>	<b>2.0</b>	<b>1</b>	<b>1</b>	<b>2</b>	<b>3</b>

## 2014 GAME-BY-GAME STATISTICS

DATE	GAME	TKL	SOLO	ASST	ST	SACKS	FF	FR	PD	TFL
09/07	at Philadelphia	0	0	0	0	0.0	0	0	0	0
09/14	at Washington	3	2	1	0	0.0	0	0	0	1
09/21	vs. Indianapolis	1	1	0	0	0.0	0	0	0	0
09/28	at San Diego	0	0	0	0	0.0	0	0	0	0
10/05	vs. Pittsburgh	4	4	0	0	2.0	1	0	0	0
10/12	at Tennessee	2	2	0	0	0.0	0	0	0	0
10/19	vs. Cleveland	3	3	0	0	0.0	0	0	0	1
10/26	vs. Miami	1	0	1	0	0.0	0	0	1	0
11/02	at Cincinnati	3	1	2	0	0.0	0	0	0	0
11/09	vs. Dallas	1	1	0	0	0.0	0	0	0	0
	BYE WEEK									
11/23	at Indianapolis	3	1	2	0	0.0	0	0	0	0
11/30	vs. N.Y. Giants	3	1	2	0	0.0	0	0	0	0
12/07	vs. Houston	4	3	1	0	0.0	0	0	0	0
12/14	at Baltimore	3	0	3	0	0.0	0	0	0	0
12/18	vs. Tennessee	5	3	2	0	1.0	0	0	0	1
12/28	at Houston	3	1	2	0	0.0	0	0	0	0
<b>2014 totals:</b>		<b>39</b>	<b>23</b>	<b>16</b>	<b>0</b>	<b>3.0</b>	<b>1</b>	<b>0</b>	<b>1</b>	<b>3</b>

## 2013 GAME-BY-GAME STATISTICS


DATE	GAME	TKL	SOLO	ASST	ST	SACKS	FF	FR	PD	TFL
09/08	vs. Kansas City					ina				
09/15	at Oakland					ina				
09/22	at Seattle					ina				
09/29	vs. Indianapolis					ina				
10/06	at St. Louis	0	0	0	0	0.0	0	0	0	0
10/13	at Denver	0	0	0	0	0.0	0	0	0	0
10/20	vs. San Diego	1	1	0	0	0.0	0	0	0	0
10/27	vs. San Francisco					ina				
	BYE WEEK									
11/10	at Tennessee					ina				
11/17	vs. Arizona					ina				
11/24	at Houston					ina				
12/01	at Cleveland	0	0	0	0	0.0	0	0	0	0
12/05	vs. Houston	1	1	0	0	0.0	0	0	0	0
12/15	vs. Buffalo	1	1	0	0	0.0	0	0	0	0
12/22	vs. Tennessee	4	3	1	0	0.5	0	0	0	0
12/29	at Indianapolis	2	2	0	0	0.0	0	0	0	0
<b>2013 totals:</b>		<b>9</b>	<b>8</b>	<b>1</b>	<b>0</b>	<b>0.5</b>	<b>0</b>	<b>0</b>	<b>0</b>	<b>0</b>

# BEN KOYACK

83

## BEN KOYACK

TIGHT END  
6-5 258 LBS  
NOTRE DAME  
BORN APRIL 9, 1993  
OIL CITY, PENNSYLVANIA  
ACQ: 7TH ROUND OF 2015 DRAFT (229TH)  
EXP: 2ND YEAR



### TRANSACTIONS

Originally drafted by Jacksonville in the seventh round (229th overall) of the 2015 draft ... Signed by Jacksonville to the practices squad on 9/6/15

### PRO (Games played/started - 28/10)

Spent his rookie season in 2015 on the practice squad before starting the 2016 season on the active roster

### 2017 (w/ JAX - 14/3)

- 9/10 at HOU: Saw action at TE
- 9/17 vs. TEN: Saw action at TE
- 9/24 vs. BAL: Saw action at TE
- 10/1 at NYJ: Saw action at TE and on special teams
- 10/8 at PIT: Saw action at TE and on special teams
- 10/15 vs. LAR: Recorded one reception for 21 yards, which is a career long reception
- 10/22 at IND: Recorded one reception for seven yards
- 11/5 vs. CIN: Started at TE
- 11/12 vs. LAC: Started at TE
- 11/19 at CLE: Started at TE
- 11/26 at ARI: Saw action at TE and on special teams
- 12/3 vs. IND: Saw action at TE and on special teams
- 12/10 vs. SEA: Saw action at TE and on special teams
- 12/17 vs. HOU: Saw action at TE and on special teams

### 2016 (w/ JAX - 14/7)

- 9/11 vs. G.B.: Played eight snaps on special teams and lined up at TE six times
- 9/18 at S.D.: Saw action at TE and on special teams, and made one special teams tackle
- 9/25 vs. BAL: Inactive (knee)
- 10/2 vs. IND: Inactive (knee)
- 10/16 at CHI: Saw action on special teams and one snap at TE
- 10/23 vs. OAK: Saw action at TE and special teams ... Provided key block to spring Chris Ivory's 42-yard run
- 10/27 at TEN: Posted his first career receptions (five) for 41 yards (8.2 rec. avg.)
- 11/6 at K.C.: Saw action at TE and on special teams
- 11/13 vs. HOU: Earned his first career start at TE and caught three passes for 35 yards (11.7 rec. avg.)
- 11/20 at DET: Started at TE and made one fumble recovery on special teams
- 11/27 at BUF: Started at TE and had two catches for 23 yards
- 12/4 vs. DEN: Started at TE and made one reception for four yards
- 12/11 vs. MIN: Posted two receptions for 19 yards
- 12/18 at HOU: Started at TE and caught one pass for two yards
- 12/24 vs. TEN: Started at TE and had two catches for 12 yards
- 1/1 at IND: Started at TE and had three catches for 25 yards, including his first career touchdown reception, a 14-yard pass from QB Blake Bortles

### COLLEGE (at Notre Dame, 2011-14)

- Participated in the 2015 Senior Bowl
- Named to the Mackey Award Watch List, given annually to the most outstanding Tight End in FBS college football
- As a senior, started at tight end in all 13 games and totaled 30 receptions for 317 yards and two TDs

### PERSONAL

- Played for coach Matt LaVerde at Oil City (Pa.) High School
- Received first-team Pennsylvania all-state honors from Pennsylvania Sportswriters and Associated Press in 2010
- Rated best tight end in country and 25th-best prospect overall by Scout.com
- Recorded 62 receptions for 1,031 yards and 11 TDs as a senior ... Averaged 16.6 yards per catch
- Besides tight end, played quarterback, wide receiver, defensive end and linebacker
- Hails from family of musicians and is proficient playing trombone, piano and euphonium
- Son of David and Karen
- Twitter handle is @koymonster

### REGULAR SEASON CAREER STATISTICS

YEAR	TEAM	GP/GS	NO	YDS	AVG	LG	TD
2015	JAX			ps			
2016	JAX	14/7	19	161	8.5	17	1
2017	JAX	14/3	3	28	9.3	21	0
NFL totals: 2 yr.		28/10	22	189	8.6	21	1

### 2017 GAME-BY-GAME STATISTICS

DATE	OPP	RECs	YDS	AVG.	LG	TD
09/10	at Houston	0	0	0.0	-	0
09/17	vs. Tennessee	0	0	0.0	-	0
09/24	vs. Baltimore	0	0	0.0	-	0
10/01	at New York Jets	0	0	0.0	-	0
10/08	at Pittsburgh	0	0	0.0	-	0
10/15	vs. LA Rams	1	21	21.0	21	0
10/22	at Indianapolis	1	7	7.0	7	0
BYE WEEK						
11/05	vs. Cincinnati	0	0	0.0	-	0
11/12	vs. LA Chargers	0	0	0.0	-	0
11/19	at Cleveland	0	0	0.0	-	0
11/26	at Arizona	0	0	0.0	-	0
12/03	vs. Indianapolis	0	0	0.0	-	0
12/10	vs. Seattle	0	0	0.0	-	0
12/17	vs. Houston	1	0	0.0	0	0
12/24	at San Francisco					
12/31	at Tennessee					
2017 totals:		3	28	9.3	21	0

### 2016 GAME-BY-GAME STATISTICS

DATE	OPP	RECs	YDS	AVG.	LG	TD
09/11	vs. Green Bay	0	0	0.0	-	0
09/18	at San Diego	0	0	0.0	-	0
09/25	vs. Baltimore			ina		
10/02	vs. Indianapolis			ina		
BYE WEEK						
10/16	at Chicago	0	0	0.0	-	0
10/23	vs. Oakland	0	0	0.0	-	0
10/27	at Tennessee	5	41	8.2	14	0
11/06	at Kansas City	0	0	0.0	-	0
11/13	vs. Houston	3	35	11.7	15	0
11/20	at Detroit	0	0	0.0	-	0
11/27	at Buffalo	2	23	11.5	17	0
12/04	vs. Denver	1	4	4.0	4	0
12/11	vs. Minnesota	2	19	9.5	15	0
12/18	at Houston	1	2	2.0	2	0
12/24	vs. Tennessee	2	12	6.0	6	0
01/01	at Indianapolis	3	25	8.3	14	1
2016 totals:		19	161	8.5	17	1

**Additional statistics:** one special teams tackle; one fumble recovery on special teams on 11/20 at DET

# JOSH LAMBO

4

## JOSH LAMBO

KICKER

6-0 215 LBS


TEXAS A&M

BORN NOVEMBER 19, 1990

LANSING, MICHIGAN

ACQ: FREE AGENT 2017

EXP: 3RD YEAR



### TRANSACTIONS

Originally signed by San Diego as an undrafted free agent on 5/12/15 ... Waived by San Diego on 9/2/17 ... Signed with Jacksonville on 10/17/17

### PRO (Games played/started - 40/0)

- All-Rookie selection in 2016
- Led all rookie kickers with 106 points, second-most in team history

### 2017 (w/ JAX - 8/0)

Signed with the team prior to its Week 6 game at IND

- **10/22 at IND:** Converted on FGs of 33 and 42 yards and made all three of his PATs ... His nine points were the most points by a kicker in their Jaguars debut
- **11/5 vs. CIN:** Converted on FGs of 25, 36 and a career-long 56 yards, which was the third longest in franchise history and made both his PATs
- **11/12 vs. LAC:** Converted a 34-yard FG with three seconds remaining in the fourth quarter to send the game to OT and then converted a game-winning 30-yard FG in OT
- **11/19 at CLE:** Converted on FGs of 38 and 39 yards, while missing one from 41 yards and made his lone PAT attempt
- **11/26 at ARI:** Converted a 43-yard FG and made all three of his PATs
- **12/3 vs. IND:** Converted on FGs of 23, 30 and 39 yards and made his lone PAT
- **12/10 vs. SEA:** Converted on FGs of 32, 38, 51 yards and made all three of his PATs
- **12/17 vs. HOU:** Converted on a 38-yard FG and made all six of his PATs

### 2016 (w/ SD - 16/0)

Led the NFL with 67 touchbacks on kickoffs, and made 26 of his 32 field goal attempts ... After two seasons with the team, ranked sixth in franchise annals with 52 career made field goals

### 2015 (w/ SD - 16/0)

Scored a rookie-leading 106 points, making 26 of 32 field goals (81.3 pct.) and 28 of 32 PATs (87.5 pct.) ... 106 points are tied for second in franchise history by a rookie ... He recorded a team-record 41 touchbacks on 73 kickoffs, second in the NFL, among rookies

### COLLEGE (at Texas A&M, 2012-14)

- Converted 84.0 percent of field goal tries (21 of 25) to become most accurate kicker in school history
- Second-team All-SEC placekicker by the AP in 2014
- As a senior, connected on 97 percent of all his placekicks, going 12-of-14 and 53-of-53 on PATs
- Matched the school record of 10 PATs made in a single game by hitting 10-of-10 vs. Lamar in 2014

### PERSONAL

- Born in Lansing, Mich.
- Originally attended Middleton (Wis.) High before attending Edison Academic Center (Brandenton, Fla.) to focus on soccer
- At the age of 14, Lambo was one of the United States' top young goalkeeping prospects and was invited to train with the U.S. National Team
- At 15, joined Everton FC of European soccer's Premier League as a trialist where he trained alongside long-time U.S. Soccer star Tim Howard
- In 2008, he was the No. 8 overall pick in Major League Soccer's (MLS) draft by FC Dallas
- Twitter handle is @JoshuaLambo2

### REGULAR SEASON CAREER STATISTICS

YEAR	TEAM	GP	PAT	ATT	FG	FGA	PCT	LG	PTS
2015	SD	16	28	32	26	32	81.3	54	106
2016	SD	16	42	46	26	32	81.3	47	120
2017	JAX	8	19	20	17	18	94.4	56	70
<b>NFL totals: 2 yrs.</b>		<b>40</b>	<b>89</b>	<b>98</b>	<b>69</b>	<b>82</b>	<b>84.1</b>	<b>56</b>	<b>296</b>

### CAREER HIGHS

	GAME	SEASON
<b>PATs made:</b>	6 (12/17/17 vs. HOU)	42 (2016)
<b>PAT attempts:</b>	6 (12/17/17 vs. HOU)	46 (2016)
<b>Field goals made:</b>	4 (twice, last: 10/23/16 at ATL)	26 (2015 & 2016)
<b>Field goal attempts:</b>	4 (twice, last: 10/23/16 at ATL)	32 (2015 & 2016)
<b>Longest field goal:</b>	56 (11/5/17 vs. CIN)	56 (2017)
<b>Points:</b>	15 (10/23/16 at ATL)	120 (2016)

### 2017 GAME-BY-GAME STATISTICS

DATE	OPP	GP	PAT	ATT	FG	FGA	PCT	LG	PTS
09/10	at Houston				---				
09/17	vs. Tennessee				---				
09/24	vs. Baltimore				---				
10/01	at New York Jets				---				
10/08	at Pittsburgh				---				
10/15	vs. LA Rams				---				
10/22	at Indianapolis	1	3	3	2	2	100.0	42	9
BYE WEEK									
11/05	vs. Cincinnati	1	2	2	3	3	100.0	56	11
11/12	vs. LA Chargers	1	0	1	2	2	100.0	34	6
11/19	at Cleveland	1	1	1	2	3	66.7	39	7
11/26	at Arizona	1	3	3	1	1	100.0	43	6
12/03	vs. Indianapolis	1	1	1	3	3	100.0	39	10
12/10	vs. Seattle	1	3	3	3	3	100.0	51	12
12/17	vs. Houston	1	6	6	1	1	100.0	38	9
12/24	at San Francisco								
12/31	at Tennessee								
<b>2017 totals:</b>		<b>8</b>	<b>19</b>	<b>20</b>	<b>17</b>	<b>18</b>	<b>94.4</b>	<b>56</b>	<b>70</b>

### 2016 GAME-BY-GAME STATISTICS

DATE	OPP	GP	PAT	ATT	FG	FGA	PCT	LG	PTS
09/11	at Kansas City	1	3	3	2	3	66.7	29	9
09/18	vs. Jacksonville	1	5	5	1	1	100.0	25	8
09/25	at Indianapolis	1	1	2	3	3	100.0	42	10
10/02	vs. New Orleans	1	4	4	2	2	100.0	47	10
10/09	at Oakland	1	4	4	1	1	100.0	36	7
10/13	vs. Denver	1	1	1	4	4	100.0	37	13
10/23	at Atlanta	1	3	3	4	4	100.0	42	15
10/30	at Denver	1	1	2	0	1	0.0	--	1
11/06	vs. Tennessee	1	4	5	3	3	100.0	36	13
11/13	vs. Miami	1	3	3	1	1	100.0	45	6
BYE WEEK									
11/27	at Houston	1	3	3	0	1	0.0	--	3
12/04	vs. Tampa Bay	1	3	3	0	1	0.0	--	3
12/11	at Carolina	1	1	1	1	1	100.0	32	4
12/18	vs. Oakland	1	1	2	1	1	100.0	35	4
12/24	at Cleveland	1	2	2	1	3	33.3	43	5
01/01	vs. Kansas City	1	3	3	2	2	100.0	35	9
<b>2016 totals:</b>		<b>16</b>	<b>42</b>	<b>46</b>	<b>26</b>	<b>32</b>	<b>81.3</b>	<b>45</b>	<b>120</b>

### 2015 GAME-BY-GAME STATISTICS

DATE	OPP	GP	PAT	ATT	FG	FGA	PCT	LG	PTS
09/13	vs. Detroit	1	3	4	2	2	100.0	32	9
09/20	at Cincinnati	1	1	1	2	3	66.7	40	7
09/27	at Minnesota	1	2	2	0	0	--	--	2
10/04	vs. Cleveland	1	3	3	3	3	100.0	46	12
10/12	vs. Pittsburgh	1	2	2	2	3	66.7	54	8
10/18	at Green Bay	1	2	2	2	2	100.0	36	8
10/25	vs. Oakland	1	1	1	2	2	100.0	44	7
11/01	at Baltimore	1	2	3	2	2	100.0	49	8
11/09	vs. Chicago	1	1	2	2	2	100.0	31	7
BYE WEEK									
11/22	vs. Kansas City	1	0	0	1	1	100.0	52	3
11/29	at Jacksonville	1	7	7	1	1	100.0	28	10
12/06	vs. Denver	1	0	0	1	2	50.0	51	3
12/13	at Kansas City	1	0	0	1	2	50.0	30	3
12/20	vs. Miami	1	3	4	1	2	50.0	28	6
12/24	at Oakland	1	2	2	2	3	66.7	47	8
01/03	at Denver	1	2	2	2	2	100.0	50	8
<b>2015 totals:</b>		<b>16</b>	<b>28</b>	<b>32</b>	<b>26</b>	<b>32</b>	<b>81.3</b>	<b>54</b>	<b>106</b>

# MARQISE LEE

11

## MARQISE LEE

WIDE RECEIVER  
6-0 196 LBS.

SOUTHERN CALIFORNIA  
BORN NOVEMBER 25, 1991

INGLEWOOD, CALIFORNIA

ACQ: 2ND ROUND OF 2014 DRAFT (39TH)

EXP: 4TH YEAR



### TRANSACTIONS

Originally drafted by Jacksonville in the second round (39th overall) of the 2014 draft

### PRO (Games played/started - 53/29)

- Was first of two receivers selected by the Jaguars in the second round of 2014 draft
- Became 24th WR selected by the Jaguars in franchise history, the fifth-highest in team history
- Marked the seventh USC player drafted by the Jaguars in team history, the second-most among any colleges (Florida, 9)
- Became the seventh player in Jaguars history to return a kickoff for a TD and tied former RB **Maurice Jones-Drew** for longest kickoff return in team history

### 2017 (w/ JAX - 14/14)

- **9/10 at HOU:** Started at WR and returned one punt for seven yards
- **9/17 vs. TEN:** Started at WR and led the team with seven receptions for 76 yards (10.9 avg.) and also returned one punt for four yards
- **9/24 vs. BAL:** Started at WR and recorded four receptions for a team-high 65 yards (16.3 avg.) and returned two punts for two yards
- **10/1 at NYJ:** Started at WR and recorded two receptions for 18 yards
- **10/8 at PIT:** Recorded two receptions for a team-high 49 yards, including a long reception of 31 yards
- **10/15 vs. LAR:** Led the team with 83 receiving yards on five receptions and also recorded one rush for 17 yards
- **10/22 at TEN:** Started at WR and recorded four receptions for 72 yards (18.0 avg.), including a long reception of 45 yards
- **11/5 vs. CIN:** Started at WR and led the team with eight receptions for 75 yards and one TD
- **11/12 vs. LAC:** Started at WR and recorded six receptions for 55 yards and one TD and also converted a two-point conversion
- **11/19 at CLE:** Led the team with five receptions for 45 yards, including a long reception of 16 yards
- **11/26 at ARI:** Started at WR and recorded one reception for 13 yards
- **12/3 vs. IND:** Led the team with seven receptions and a game-high 86 yards receiving and recorded one TD
- **12/10 vs. SEA:** Started at WR and recorded five receptions for 65 yards
- **12/17 vs. HOU:** Started at WR ... Left the game in the first quarter with an ankle injury and did not return

### 2016 (w/ JAX - 16/6)

Set career highs with 63 receptions for 851 yards and three TDs ... The first player to record at least one passing TD, one receiving TD and one kickoff return for a TD in a single season since 1978 (BAL's **Joe Washington**)

- **9/11 vs. G.B.:** Made two catches for 22 yards
- **9/18 at S.D.:** Had five receptions for a career-high-tying 75 yards (15.0 rec. avg.)
- **9/25 vs. BAL:** Recorded five receptions for 44 yards (8.8 rec. avg.)
- **10/2 vs. IND:** Had four catches for 28 yards (7.0 rec. avg.)
- **10/16 at CHI:** Posted a team-high six receptions for 61 yards (10.2 rec. avg.) ... Returned one kickoff for 26 yards
- **10/23 vs. OAK:** Posted a team-high seven receptions for 107 yards with a long reception of 38 yards, all of which were career highs and the first game with 100+ yards ... Returned 4 kickoffs for 93 yards with a long return of 34 yards
- **10/27 at TEN:** Had one reception for 21 yards ... Returned two kickoffs for 45 yards
- **11/6 at K.C.:** Posted four receptions for a team-high 84 yards (21.0 rec. avg.) ... Returned three kickoffs for 87 yards (29.0 avg.), including a long of 45
- **11/13 vs. HOU:** Posted four receptions for 50 yards (12.5 rec. avg.)
- **11/20 at DET:** Had four catches for 52 yards (13.0 rec. avg.) and his first TD reception of the season ... Rushed once for six yards and posted a 42-yard kickoff return
- **11/27 at BUF:** Led the team with four receptions for 37 yards and a 20-yard TD reception ... Returned one kick for 36 yards
- **12/4 vs. DEN:** Started at WR and made three catches for 34 yards ... Rushed two times for 10 yards
- **12/11 vs. MIN:** Started at WR and posted five receptions for a career-high 113 yards (22.6 avg.) ... Returned three kicks for 66 yards (22.0 avg.)
- **12/18 at HOU:** Started at WR and returned two kickoffs for 133 yards, including a franchise-tying longest kickoff return with a 100-yard kickoff return TD ...
- **12/24 vs. TEN:** Started at WR and recorded three receptions for 37 yards and one touchdown ... Threw first career pass in the NFL, a 20-yard touchdown to QB

**Blake Bortles** in the fourth quarter

- **1/1 at IND:** Started at WR and recorded six receptions for 86 yards (14.3 avg.)

### 2015 (w/ JAX - 10/1)

Played in 10 games during his second season with one start, totaling 15 receptions for 191 yards (12.7 rec. avg.) for one TD ... Added five rushes for 38 yards (7.6 rush avg.)

- **9/20 vs. MIA:** Had two receptions for 27 yards (13.5 avg.) in season debut ... Also rushed once for 12 yards
- **12/6 at TEN:** Had one reception for 17 yards in his first start of the season at WR ... Also recorded one rush for four yards
- **12/20 vs. ATL:** Had two receptions for 46 yards (23.0 avg.), including a season-long 30-yard reception in the fourth quarter
- **12/27 at N.O.:** Recorded three receptions for 26 yards (8.7 rec. avg.) and one TD ... Rushed once for nine yards (9.0 rush avg.)

### 2014 (w/ JAX - 13/8)

Appeared in 13 games as a rookie with eight starts and registered 37 receptions for 422 yards and one TD ... Missed three consecutive games with a hamstring injury

- **9/7 at PHI:** Started at WR in NFL debut and tied for the team lead with six catches for 62 yards with a long of 18 ... Joined WR **Allen Hurns** as first two rookie WRs to start in season-opener in franchise history
- **9/14 at WAS:** Started at WR and had two receptions for 11 yards ... Missed next three games with a hamstring injury
- **10/12 at TEN:** Returned to action after missing three games and finished with two receptions for 26 yards with a long of 16 yards
- **11/23 at IND:** Led the team with 52 yards on three receptions (17.3 avg.) with a career-long 37-yard catch in the fourth quarter
- **11/30 vs. NYG:** Started at WR and led team with six catches for 75 yards ... Scored on a 30-yard TD pass from QB **Blake Bortles** in the third quarter, his first career score
- **12/7 vs. HOU:** Started at WR and posted five receptions for 67 yards with a long of 31 yards, his third straight game with a 30-plus yard reception
- **12/18 vs. TEN:** Started at WR and led team with four catches for 65 yards including a 34-yard grab in the third quarter ... Marked fourth straight game with four or more receptions

### COLLEGE (at Southern California, 2011-13)

- Three-year starter who declared for the NFL Draft following his junior season
- Career totals included 248 receptions for 3,655 yards (14.7 avg.) with 29 TDs
- Owns 24 school records and set five Pac-12 Conference marks
- Won the Biletnikoff Award as a sophomore as the nation's top receiver
- Ranked first in school history in receiving yards, second in receptions and fourth in receiving TDs
- Was a long jumper and sprinter on USC's track team
- Became the school's first Biletnikoff Award winner as a sophomore as well as unanimous All-American and All-Pac 12 Conference first-team choice
- Majored in sociology

### PERSONAL

- Attended Serra High School in Gardena, Calif.
- Lettered in football, basketball and track
- Earned Parade All-American as a senior as well as Super Prep All-American, Under Armour All-American, ESPNU 150, Rivals 100 and Prep Star Dream Team
- Finished with 57 receptions for 1,409 yards (24.7 avg.) with 24 TDs in final season along with 45 tackles and three INTs
- Was a sprinter and jumper on the track team, boasting a national prep No. 3 best 24-8 long jump, plus career bests of 44-7 in the triple jump, 6-4 in the high jump, 10.74 in the 100 meters and 22.11 in the 200 meters
- Twitter handle is @TeamLee1

REGULAR SEASON CAREER STATISTICS							
YEAR	TEAM	GP/GS	NO	YDS	AVG	LG	TD
2014	JAX	13/8	37	422	11.4	37	1
2015	JAX	10/1	15	191	12.7	30	1
2016	JAX	16/6	63	851	13.5	51	3
2017	JAX	14/14	56	702	12.5	45	3
<b>NFL totals: 3 yrs.</b>		<b>53/29</b>	<b>171</b>	<b>2,166</b>	<b>12.7</b>	<b>51</b>	<b>8</b>

**Additional statistics:** 15 rushes for 99 yards (6.6 rush avg.); 1-for-2 passing for 20 yards and one TD; 18 kickoff returns for 350 yards and one TD

CAREER HIGHS		
	GAME	SEASON
<b>Receptions:</b>	8 (11/5/17 vs. CIN)	63 (2016)
<b>Receiving yards:</b>	113 (12/11/16 vs. BUF)	851 (2016)
<b>Longest reception:</b>	51 (11/6/16 at K.C.)	51 (2016)
<b>Receiving touchdowns:</b>	1 (eight times, last: 12/3/17 vs. IND)	3 (2016 & 2017)

# MARQISE LEE



## 2017 GAME-BY-GAME STATISTICS

DATE	OPP	RECS	RECEIVING			LG	TD
			YDS	AVG.			
09/10	at Houston	0	0	0.0	-	0	
09/17	vs. Tennessee	7	76	10.9	19	0	
09/24	vs. Baltimore	4	65	16.3	35	0	
10/01	at New York Jets	2	18	9.0	10	0	
10/08	at Pittsburgh	2	49	24.5	31	0	
10/15	vs. LA Rams	5	83	16.6	21	0	
10/22	at Indianapolis	4	72	18.0	45	0	
	BYE WEEK						
11/05	vs. Cincinnati	8	75	9.4	19	1	
11/12	vs. LA Chargers	6	55	9.2	19	1	
11/19	at Cleveland	5	45	9.0	16	0	
11/26	at Arizona	1	13	13.0	13	0	
12/03	vs. Indianapolis	7	86	12.3	22	1	
12/10	vs. Seattle	5	65	13.0	18	0	
12/17	vs. Houston	0	0	0.0	-	0	
12/24	at San Francisco						
12/31	at Tennessee						
<b>2017 totals:</b>		<b>56</b>	<b>702</b>	<b>12.5</b>	<b>45</b>	<b>3</b>	

**Additional Statistics:** One rush for 17 yards, 0-for-1 passing

DATE	GAME	NO.	PUNT RETURNS			
			YDS	AVG.	LG	TD
09/10	at Houston	1	7	7.0	7	0
09/17	vs. Tennessee	1	4	4.0	4	0
09/24	vs. Baltimore	2	2	1.0	1	0
10/01	at New York Jets	1	0	0.0	-	0
10/08	at Pittsburgh	0	0	0.0	-	0
10/15	vs. LA Rams	0	0	0.0	-	0
10/22	at Indianapolis	0	0	0.0	-	0
	BYE WEEK					
11/05	vs. Cincinnati	0	0	0.0	-	0
11/12	vs. LA Chargers	0	0	0.0	-	0
11/19	at Cleveland	0	0	0.0	-	0
11/26	at Arizona	0	0	0.0	-	0
12/03	vs. Indianapolis	0	0	0.0	-	0
12/10	vs. Seattle					
12/17	vs. Houston					
12/24	at San Francisco					
12/31	at Tennessee					
<b>2017 totals:</b>		<b>5</b>	<b>13</b>	<b>2.6</b>	<b>7</b>	<b>0</b>



## 2016 GAME-BY-GAME STATISTICS

DATE	OPP	RECS	RECEIVING			LG	TD
			YDS	AVG.			
09/11	vs. Green Bay	2	22	11.0	12	0	
09/18	at San Diego	5	75	15.0	22	0	
09/25	vs. Baltimore	5	44	8.8	20	0	
10/02	vs. Indianapolis	4	28	7.0	13	0	
	BYE WEEK						
10/16	at Chicago	6	61	10.2	14	0	
10/23	vs. Oakland	7	107	15.3	38	0	
10/27	at Tennessee	1	21	21.0	21	0	
11/06	at Kansas City	4	84	21.0	51	0	
11/13	vs. Houston	4	50	12.5	18	0	
11/20	at Detroit	4	52	13.0	29	1	
11/27	at Buffalo	4	37	9.3	20t	1	
12/04	vs. Denver	3	34	11.3	17	0	
12/11	vs. Minnesota	5	113	22.6	39	0	
12/18	at Houston	0	0	0.0	-	0	
12/24	vs. Tennessee	3	37	12.3	21t	1	
01/01	at Indianapolis	6	86	14.3	22	0	
<b>2016 totals:</b>		<b>63</b>	<b>851</b>	<b>13.5</b>	<b>51</b>	<b>3</b>	

DATE	GAME	NO.	KICK RETURNS			
			YDS	AVG.	LG	TD
09/11	vs. Green Bay	0	0	0.0	-	0
09/18	at San Diego	0	0	0.0	-	0
09/25	vs. Baltimore	0	0	0.0	-	0
10/02	vs. Indianapolis	0	0	0.0	-	0
	BYE WEEK					
10/16	at Chicago	1	26	26.0	26	0
10/23	vs. Oakland	4	93	23.3	34	0
10/27	at Tennessee	2	45	22.5	25	0
11/06	at Kansas City	3	87	29.0	45	0
11/13	vs. Houston	1	17	17.0	17	0
11/20	at Detroit	1	42	42.0	42	0
11/27	at Buffalo	1	36	36.0	36	0
12/04	vs. Denver	0	0	0.0	-	0
12/11	vs. Minnesota	3	66	22.0	25	0
12/18	at Houston	2	133	66.5	100t	1
12/24	vs. Tennessee	0	0	0.0	-	0
01/01	at Indianapolis	0	0	0.0	-	0
<b>2016 totals:</b>		<b>18</b>	<b>545</b>	<b>30.3</b>	<b>100t</b>	<b>1</b>

**Additional statistics:** three rushes for 23 yards (7.7 rush avg.); and one completion for 20 yards and one TD (on 12/24 vs. TEN)



## 2015 GAME-BY-GAME STATISTICS

DATE	GAME	RECS	YDS	AVG.	LG	TD
09/13	vs. Carolina			ina		
09/20	vs. Miami	2	27	13.5	18	0
09/27	at New England	1	13	13.0	13	0
10/04	at Indianapolis			ina		
10/11	at Tampa Bay			ina		
10/18	vs. Houston			ina		
10/25	vs. Buffalo			ina		
11/01	BYE WEEK					
11/08	at N.Y. Jets			ina		
11/15	at Baltimore	1	8	8.0	8	0
11/19	vs. Tennessee	0	0	0.0	-	0
11/29	vs. San Diego	1	3	3.0	3	0
12/06	at Tennessee	1	17	17.0	17	0
12/13	vs. Indianapolis	1	21	21.0	21	0
12/20	vs. Atlanta	2	46	23.0	30	0
12/27	at New Orleans	3	26	8.7	18	1
01/03	at Houston	3	30	10.0	14	0
<b>2015 totals:</b>		<b>15</b>	<b>191</b>	<b>12.7</b>	<b>30</b>	<b>1</b>

**Additional statistics:** Five rushes for 38 yards (7.6 avg.)

# MARQISE LEE



## 2014 GAME-BY-GAME STATISTICS

DATE	GAME	RECS	YDS	AVG.	LG	TD
09/07	at Philadelphia	6	62	10.3	18	0
09/14	at Washington	2	11	5.5	8	0
09/21	vs. Indianapolis			ina		
09/28	at San Diego			ina		
10/05	vs. Pittsburgh			ina		
10/12	at Tennessee	2	26	13.0	16	0
10/19	vs. Cleveland	1	20	20.0	20	0
10/26	vs. Miami	1	9	9.0	9	0
11/02	at Cincinnati	0	0	0.0	-	0
11/09	vs. Dallas	1	13	13.0	13	0
	BYE WEEK					
11/23	at Indianapolis	3	52	17.3	37	0
11/30	vs. N.Y. Giants	6	75	12.5	30	1
12/07	vs. Houston	5	67	13.4	31	0
12/14	at Baltimore	4	14	3.5	13	0
12/18	vs. Tennessee	4	65	16.3	34	0
12/28	at Houston	2	8	4.0	4	0
<b>2014 totals:</b>		<b>37</b>	<b>422</b>	<b>11.4</b>	<b>37</b>	<b>1</b>

**Additional statistics:** Three rushes for nine yards (3.0 avg.)

# MARCEDES LEWIS

## 89 MARCEDES LEWIS



TIGHT END

6-6 267 LBS.


UCLA

BORN MAY 19, 1984

LONG BEACH, CALIFORNIA

ACQ: 1ST ROUND OF 2006 DRAFT (28TH)

EXP: 12TH YEAR



### TRANSACTIONS

Originally drafted by Jacksonville in the first round (28th overall) of the 2006 draft ... Placed on injured reserve on 11/21/16

### PRO (Games played/started - 168/154, 2/2)

- 12th-year pro has spent his entire career with Jacksonville
- Became Jaguars first Pro Bowl tight end after he earned honors in 2010
- One of three Jaguars to record 4,000+ career receiving yards, joining **Jimmy Smith** (12,287) and **Kennan McCardell** (6,393)
- Former 2006 first-round pick ranks third in Jaguars history in career receiving yards and receiving TDs and fourth in receptions
- Owns team record for receptions, career TDs, receiving yards and receptions of 25-plus yards by a TE
- Became the third player in franchise history to start at least 150 games

### 2017 (w/ JAX - 14/14)

Selected as an offensive captain by his teammates for the 2017 season

- **9/10 at HOU:** Started at TE
- **9/17 vs. TEN:** Started at TE
- **9/24 vs. BAL:** Started at TE and recorded four receptions for 62 yards and three TDs, which is a career-high single game performance ... Joins WR **Allen Robinson** and former WR **Jimmy Smith** as the only players in franchise history to catch at least three TD passes in a single game
- **10/1 at NYJ:** Started at TE
- **10/8 at PIT:** Started at TE and recorded one reception for 14 yards
- **10/15 vs. LAR:** Started at TE
- **10/22 at IND:** Started at TE and recorded two receptions for 29 yards and one TD
- **11/5 vs. CIN:** Started at TE and recorded three receptions for 49 yards
- **11/12 vs. LAC:** Started at TE and recorded two receptions for 29 yards
- **11/19 at CLE:** Started at TE and recorded two receptions for 26 yards and one TD ... Became the third Jaguar in franchise history to start at least 150 games
- **11/26 at ARI:** Started at TE and recorded one reception for 10 yards
- **12/3 vs. IND:** Started at TE and recorded four receptions for 46 yards and scored on a two-point conversion following **Leonard Fournette's** TD
- **12/10 vs. SEA:** Started at TE and helped the team rush for 156 yards
- **12/17 vs. HOU:** Started at TE and recorded two receptions for 18 yards

### 2016 (w/ JAX - 10/10)

Began his 11th season with the Jaguars, the second-longest career with the team in franchise history ... Placed on injured reserve on 11/21/16

- **9/11 vs. G.B.:** Made two catches for 48 yards, including a 37-yard screen pass
- **9/18 at S.D.:** Posted two receptions for 17 yards, including a 4-yard TD reception
- **9/25 vs. BAL:** Had three receptions for 20 yards (6.7 rec. avg.)
- **10/2 vs. IND:** Exited the game with a hip injury after a 12-yard reception in the second quarter
- **10/16 at CHI:** Started at TE
- **10/23 vs. OAK:** Played in 150th career game, starting at TE, and recorded one reception for 11 yards
- **10/27 at TEN:** Had four receptions for 23 yards (5.8 rec. avg.)
- **11/6 at K.C.:** Had two catches for 23 yards (11.5 rec. avg.)
- **11/13 vs. HOU:** Posted three catches for -1 yards
- **11/20 at DET:** Started at TE and posted two receptions for 16 yards

### 2015 (w/ JAX - 16/16)

Started and played in all 16 games in his 10th season and totaled 16 receptions for 226 yards (14.1 rec. avg.)

- **10/4 at IND:** Had five receptions for 40 yards (8.0 rec. avg.)
- **11/29 vs. S.D.:** Made one reception for 24 yards (24.0 rec. avg.)
- **12/6 at TEN:** Started at TE, playing in his 140th career game and tallied one reception for seven yards (7.0 rec. avg.)
- **1/3 at HOU:** Had one reception for a season-long 45 yards

### 2014 (w/ JAX - 8/8)

Played and started in eight games ... Suffered a high ankle sprain in Week 2 and was placed on injured reserve/designated to return on Sept. 16 ... Finished with 18 catches for 206 yards and two TDs

- **9/7 at PHI:** Started at TE in season-opener and tied for the team-lead with six receptions for 35 yards
- **9/14 at WAS:** Registered a career-long 63-yard TD reception from QB **Chad Henne** in the second quarter ... Finished with two catches for 71 yards ... Left the game in

the third quarter with a high ankle sprain ... Was placed on injured reserve/designated to return on Sept. 16

- **12/7 vs. HOU:** Hauled in a 35-yard reception in the fourth quarter and led team with 69 yards on three receptions
- **12/14 at BAL:** Had 22 yards on two receptions with a long of 17 yards
- **12/18 vs. TEN:** Made a four-yard TD reception in the second quarter

### 2013 (w/ JAX - 11/11)

Played in 11 games with 11 starts and produced 25 catches for 359 yards and four TDs ... Missed five of the first six games with a calf injury suffered in the preseason ... Had a TD reception in four straight games which tied a franchise record ... Was inactive for first three games and made season debut on **9/29 vs. IND** but strained his calf on the third play from scrimmage and did not return

- **11/17 vs. ARI:** Started his 100th career game at TE and totaled 23 yards on three catches
- **12/1 at CLE:** Finished with three catches for 26 yards including an 8-yard TD reception from RB **Maurice Jones-Drew** in the second quarter
- **12/5 vs. HOU:** Scored on a one-yard pass from QB **Chad Henne** on the opening drive of the game ... Added a season-long 41-yard reception in the first quarter
- **12/15 vs. BUF:** Led team with 54 yards on four catches with one TD ... Hooked up with Henne for a 13-yard TD in the fourth quarter, his third straight game with a TD reception
- **12/22 vs. TEN:** Tied a franchise-record with a receiving TD in four straight games, hooking up with Henne for a four-yard score in the first quarter ... Finished with four catches for 50 yards with a long of 30 yards
- **12/29 at IND:** Finished season with 70 yards on three catches including a 36-yard reception in the fourth quarter

### 2012 (w/ JAX - 16/15)

Played in all 16 games for the fourth time in his career ... Ranked third on the club with 52 receptions for 540 yards and four TDs, the second-highest receiving totals of his career

- **9/9 at MIN:** Opened season with five receptions for 52 yards and a TD ... Scored on a one-yard pass from QB **Blaine Gabbert** in the second quarter
- **9/30 vs. CIN:** Had three catches for 32 yards and scored on a two-yard pass from Gabbert in the second quarter
- **10/28 at GB:** Played in his 100th career game and recorded two receptions for 21 yards
- **11/18 at HOU:** Had a 13-yard TD pass from QB **Chad Henne** in the first quarter and a one-yard TD grab in the third quarter ... Finished with 40 yards on three receptions ... Marked his third career game with multiple TD receptions
- **12/2 at BUF:** Had a season-high 68 yards on four receptions
- **12/30 at TEN:** Concluded season with a career-high 103 yards on seven receptions ... Joined **Kyle Brady** and **Pete Mitchell** as only TEs in franchise history to eclipse 100 receiving yards and it marked the fourth time overall

### 2011 (w/ JAX - 15/15)

Started 15 games at TE ... Team captain ... Led team with 460 receiving yards on 39 receptions (11.8 avg.) ... One of five tight ends (**Jason Witten**, Dallas; **Owen Daniels**, Houston; **Jimmy Graham**, New Orleans; **Dustin Keller**, New York Jets) to lead team in receiving yards

- **9/11 vs. TEN:** Had two receptions for 28 yards in season-opener and left game early with a calf injury
- **11/20 at CLE:** Established career-high with seven receptions for 64 yards ... Became sixth player in team history with 200 career receptions and only second TE to accomplish the feat (**Kyle Brady**, 241)
- **12/11 vs. TB:** Registered a career-high 77 receiving yards on two receptions ... Had a then-career-long 62-yard reception in the second quarter from QB **Blaine Gabbert**

### 2010 (w/ JAX - 16/16)

Earned first Pro Bowl honors after career-best 58 receptions for 700 yards and 10 TDs ... The 10 TDs tied a single-season franchise record ... Was voted backup for Pro Bowl but became starter after **Antonio Gates** withdrew ... Receptions and yards were second-best ever by a Jaguars TE ... Finished second on team and ninth among NFL TEs in receptions, and his 12.1-yard average and 10 TDs were tops among TEs ... Started all 16 games for second time in career and was only Jaguar to make multiple receptions in every game ... Ranked second on club with 88 passes thrown his way and 37 receptions resulting in first downs ... Named to Peter King's CNN.com NFL All-Pro Team ... Blocked for a rushing attack that ranked third in the NFL (149.7)

- **9/12 vs. DEN:** Scored on both catches, from 21 and 10 yards to lead win
- **9/19 at SD:** Had season-high 70 receiving yards
- **10/3 vs. IND:** Caught 15-yard TD pass on
- **10/10 at BUF:** Followed with 2 TDs on, breaking team single-season record for TEs with fifth TD
- **10/31 at DAL:** Turned in third multiple-TD game of season including season-long 42-yarder ... Nine-yard TD catch was 14th of career, breaking team TE record held by **Kyle Brady** (13)
- **11/21 vs. CLE:** Made five receptions for 66 yards and eighth TD of season
- **1/2 at HOU:** Scored 10th TD in finale to tie team single season record for TD receptions held by Reggie Williams

### 2009 (w/ JAX - 15/15)

Started 15 games at TE and produced then career-high 518 yards on 32 receptions for two touchdowns ... Led team with 16.2 average per reception, the highest aver-



# MARCEDES LEWIS

age per reception among NFL tight ends ... Sustained a head injury in week 16 and was inactive for the season-finale

- **9/20 vs. ARI:** Posted three receptions for 62 yards with a 25-yard TD reception
- **10/4 vs. TEN:** Had four receptions for then career-high 76 yards and became only third TE (**Pete Mitchell**, **Kyle Brady**) to surpass 100 career receptions ... Recorded a 33-yard TD pass from QB **David Garrard**
- **11/15 at NYJ:** Registered 58 yards on two receptions including a 33-yard reception on the game-winning drive in the fourth quarter
- **12/6 vs. HOU:** Hooked up with Garrard for a career-long 47-yard reception in the first quarter

## 2008 (w/ JAX - 16/15)

Played in all 16 games for the second consecutive season and made 15 starts ... Finished with 41 receptions for 489 yards and two TDs ... Became first Jaguars TE since **Kyle Brady** (43, 2002) to have 40-plus receptions in a season and had the most receiving yards by a tight end since 2000 (Brady, 729) ... Had four-plus receptions in five games and finished with a reception of 19-plus yards in eight of the last 12 games ... Selected to USA Today All-Joe Team, which goes to players and coaches who have overachieved and are often overlooked

- **10/5 vs. PIT:** Scored first TD of the season on a 24-yard pass from David Garrard
- **10/12 at DEN:** Registered second straight game with a TD with 30-yard reception for the game-winning score

## 2007 (w/ JAX - 16/16, 2/2)

Started a career-high 16 games and both playoff games ... Finished with 37 receptions for 391 yards and two TDs ... Only player to start all 16 games ... Helped pave the way for the Jaguars to rank second in the NFL with 2,391 rushing yards (149.4 avg.), the second-most in team history

- **9/23 at DEN:** Led team with three receptions for 44 yards
- **11/18 vs. SD:** Scored first TD of the season on pass from David Garrard
- **12/2 at IND:** Had five receptions including a two-yard TD pass
- **1/5 at PIT:** Started at TE in AFC Wild Card game and totaled two receptions for 16 yards in first career postseason game
- **1/12 at NE:** Led team with 74 receiving yards on four receptions in AFC Divisional game

## 2006 (w/ JAX - 15/3)

Played in 15 games with three starts ... Totaled 13 receptions for 126 yards and one TD ... Missed final three preseason games after suffering ankle injury in preseason opener

- **10/8 vs. NYJ:** Made first career start
- **11/26 at BUF:** Scored first career TD on one-yard pass from QB **David Garrard**

## COLLEGE (at UCLA, 2002-05)

- Winner of 2005 Mackey Award, given to nation's top TE
- Started 32 of 49 games in four seasons
- Set school record for TEs with career totals of 126 receptions for 1,571 yards and 21 TDs
- Unanimous All-America and All-Pac 10 selection as a senior, finishing with 59 receptions for 741 yards and 10 TDs
- Majored in history

## PERSONAL

- Attended Poly (Long Beach, Calif.) High
- Played QB as a freshman before moving to TE for final three seasons
- Had 44 receptions for 710 yards and seven sacks at DE as a senior
- Established the Mercedes Lewis Foundation in 2009 to support youth by awarding scholarships to those that wouldn't be able to participate in sports without financial assistance ... The ultimate goal is to send a child from Long Beach to college on a full scholarship on an annual basis
- Twitter handle is @MercedesLewis89

## REGULAR SEASON CAREER STATISTICS

YEAR	TEAM	GP/GS	NO	YDS	AVG	LG	TD
2006	JAX	15/3	13	126	9.7	31	1
2007	JAX	16/16	37	391	10.6	25	2
2008	JAX	16/15	41	489	11.9	30t	2
2009	JAX	15/15	32	518	16.2	47	2
2010	JAX	16/16	58	700	12.1	42t	10*
2011	JAX	15/15	39	460*	11.8	62	0
2012	JAX	16/15	52	540	10.4	26	4
2013	JAX	11/11	25	359	14.4	41	4
2014	JAX	8/8	18	206	11.4	63t	2
2015	JAX	16/16	16	226	14.1	45	0
2016	JAX	10/10	20	169	8.5	37	1
2017	JAX	14/14	21	283	13.5	37	5
<b>NFL totals:</b>	<b>12 yrs.</b>	<b>168/154</b>	<b>372</b>	<b>4,467</b>	<b>12.0</b>	<b>63t</b>	<b>33</b>

\* team leader

## POSTSEASON CAREER STATISTICS

YEAR	TEAM	GP/GS	NO	YDS	AVG	LG	TD
2007	JAX	2/2	6	90	15.0	34	0
<b>NFL totals:</b>	<b>11 yrs.</b>	<b>2/2</b>	<b>6</b>	<b>90</b>	<b>15.0</b>	<b>34</b>	<b>0</b>

## CAREER HIGHS

	GAME	SEASON
<b>Receptions:</b>	7 (two times, last: 12/30/12 at TEN)	58 (2010)
<b>Receiving yards:</b>	103 (12/30/12 at TEN)	700 (2010)
<b>Longest reception:</b>	63 (9/14/14 at WAS)	63 (2014)
<b>Receiving touchdowns:</b>	3 (9/24/17 vs. BAL)	10 (2010)

## 2017 GAME-BY-GAME STATISTICS

DATE	OPP	RECs	YDS	AVG.	LG	TD
09/10	at Houston	0	0	0.0	-	0
09/17	vs. Tennessee	0	0	0.0	-	0
09/24	vs. Baltimore	4	62	15.5	30t	3
10/01	at New York Jets	0	0	0.0	-	0
10/08	at Pittsburgh	1	14	14.0	14	0
10/15	vs. LA Rams	0	0	0.0	-	0
10/22	at Indianapolis	2	29	14.5	24	1
	BYE WEEK					
11/05	vs. Cincinnati	3	49	16.3	37	0
11/12	vs. LA Chargers	2	29	14.5	21	0
11/19	at Cleveland	2	26	13.0	16	1
11/26	at Arizona	1	10	10.0	10	0
12/03	vs. Indianapolis	4	46	11.5	16	0
12/10	vs. Seattle	0	0	0.0	-	0
12/17	vs. Houston	2	18	9.0	9	0
12/24	at San Francisco					
12/31	at Tennessee					
<b>2017 totals:</b>		<b>21</b>	<b>283</b>	<b>13.5</b>	<b>37</b>	<b>5</b>

## 2016 GAME-BY-GAME STATISTICS

DATE	OPP	RECs	YDS	AVG.	LG	TD
09/11	vs. Green Bay	2	48	24.0	37	0
09/18	at San Diego	2	17	8.5	13	1
09/25	vs. Baltimore	3	20	6.7	7	0
10/02	vs. Indianapolis	1	12	12.0	12	0
	BYE WEEK					
10/16	at Chicago	0	0	0.0	-	0
10/23	vs. Oakland	1	11	11.0	11	0
10/27	at Tennessee	4	23	5.8	9	0
11/06	at Kansas City	2	23	11.5	17	0
11/13	vs. Houston	3	-1	-0.3	3	0
11/20	at Detroit	2	16	9.0	15	0
11/27	at Buffalo					
12/04	vs. Denver					
12/11	vs. Minnesota					
12/18	at Houston					
12/24	vs. Tennessee					
01/01	at Indianapolis					
<b>2016 totals:</b>		<b>18</b>	<b>153</b>	<b>8.5</b>	<b>37</b>	<b>1</b>

# MARCEDES LEWIS



## 2015 GAME-BY-GAME STATISTICS

DATE	GAME	RECs	YDS	AVG.	LG	TD
09/13	vs. Carolina	0	0	0.0	-	0
09/20	vs. Miami	0	0	0.0	-	0
09/27	at New England	0	0	0.0	-	0
10/04	at Indianapolis	5	40	8.0	13	0
10/11	at Tampa Bay	0	0	0.0	-	0
10/18	vs. Houston	1	8	8.0	8	0
10/25	vs. Buffalo	2	13	6.5	9	0
11/01	BYE WEEK					
11/08	at N.Y. Jets	1	27	27.0	27	0
11/15	at Baltimore	1	9	9.0	9	0
11/19	vs. Tennessee	0	0	0.0	-	0
11/29	vs. San Diego	1	24	24.0	24	0
12/06	at Tennessee	1	7	7.0	7	0
12/13	vs. Indianapolis	1	14	14.0	14	0
12/20	vs. Atlanta	1	26	26.0	26	0
12/27	at New Orleans	1	13	13.0	13	0
01/03	at Houston	1	45	45.0	45	0
<b>2015 totals:</b>		<b>16</b>	<b>226</b>	<b>14.1</b>	<b>45</b>	<b>0</b>



## 2014 GAME-BY-GAME STATISTICS

DATE	GAME	RECs	YDS	AVG.	LG	TD
09/07	at Philadelphia	6	35	5.8	11	0
09/14	at Washington	2	71	35.5	63t	1
09/21	vs. Indianapolis			IR		
09/28	at San Diego			IR		
10/05	vs. Pittsburgh			IR		
10/12	at Tennessee			IR		
10/19	vs. Cleveland			IR		
10/26	vs. Miami			IR		
11/02	at Cincinnati			IR		
11/09	vs. Dallas			IR		
	BYE WEEK					
11/23	at Indianapolis	1	-5	-5.0	-5	0
11/30	vs. N.Y. Giants	2	8	4.0	5	0
12/07	vs. Houston	3	69	23.0	35	0
12/14	at Baltimore	2	22	11.0	17	0
12/28	vs. Tennessee	2	6	3.0	4t	1
12/28	at Houston	0	0	0.0	-	0
<b>2014 totals:</b>		<b>18</b>	<b>206</b>	<b>11.4</b>	<b>63t</b>	<b>2</b>



## 2013 GAME-BY-GAME STATISTICS

DATE	GAME	RECs	YDS	AVG.	LG	TD
09/08	vs. Kansas City			ina		
09/15	at Oakland			ina		
09/22	at Seattle			ina		
09/29	vs. Indianapolis	0	0	0.0	-	0
10/06	at St. Louis			ina		
10/13	at Denver			ina		
10/20	vs. San Diego	1	31	31.0	31	0
10/27	vs. San Francisco	1	6	6.0	6	0
	BYE WEEK					
11/10	at Tennessee	3	39	13.0	27	0
11/17	vs. Arizona	3	23	7.7	9	0
11/24	at Houston	1	18	18.0	18	0
12/01	at Cleveland	3	26	8.7	14	1
12/05	vs. Houston	2	42	21.0	41	1
12/15	vs. Buffalo	4	54	13.5	25	1
12/22	vs. Tennessee	4	50	12.5	30	1
12/29	at Indianapolis	3	70	23.3	36	0
<b>2013 totals:</b>		<b>25</b>	<b>359</b>	<b>14.4</b>	<b>41</b>	<b>4</b>



## 2012 GAME-BY-GAME STATISTICS

DATE	GAME	RECs	YDS	AVG.	LG	TD
09/09	at Minnesota	5	52	10.4	18	1
09/16	vs. Houston	0	0	0.0	-	0
09/23	at Indianapolis	1	8	8.0	8	0
09/30	vs. Cincinnati	3	32	10.7	23	1
10/07	vs. Chicago	5	24	4.8	14	0
	BYE WEEK					
10/21	at Oakland	2	20	6.7	9	0
10/28	at Green Bay	2	21	10.5	16	0
11/04	vs. Detroit	4	41	10.3	20	0
11/08	vs. Indianapolis	3	36	12.0	17	0
11/18	at Houston	3	40	13.3	26	2
11/25	vs. Tennessee	4	56	14.0	23	0
12/02	at Buffalo	4	68	17.0	24	0
12/09	vs. N.Y. Jets	1	4	4.0	4	0
12/16	at Miami	3	8	2.7	9	0
12/23	vs. New England	4	27	6.8	9	0
12/30	at Tennessee	7	103	14.7	25	0
<b>2012 totals:</b>		<b>52</b>	<b>540</b>	<b>10.4</b>	<b>26</b>	<b>4</b>



## 2011 GAME-BY-GAME STATISTICS

DATE	GAME	RECs	YDS	AVG.	LG	TD
09/11	vs. Tennessee	2	28	14.0	20	0
09/18	at N.Y. Jets			ina		
09/25	at Carolina	2	15	7.5	9	0
10/02	vs. New Orleans	3	35	12.7	18	0
10/09	vs. Cincinnati	1	6	6.0	6	0
10/16	at Pittsburgh	2	29	14.5	21	0
10/24	vs. Baltimore	1	13	13.0	13	0
10/30	at Houston	4	45	11.3	21	0
	BYE WEEK					
11/13	at Indianapolis	1	-4	-4.0	-4	0
11/20	at Cleveland	7	64	9.1	18	0
11/27	vs. Houston	4	47	11.8	25	0
12/05	vs. San Diego	3	27	9.0	12	0
12/11	vs. Tampa Bay	2	77	38.5	62	0
12/15	at Atlanta	3	30	10.0	22	0
12/24	at Tennessee	1	12	12.0	12	0
01/01	vs. Indianapolis	3	33	11.0	16	0
<b>2011 totals:</b>		<b>39</b>	<b>460</b>	<b>11.8</b>	<b>62</b>	<b>0</b>



## 2010 GAME-BY-GAME STATISTICS

DATE	GAME	RECs	YDS	AVG.	LG	TD
09/12	vs. Denver	2	31	15.5	21t	2
09/19	at San Diego	5	70	14.0	26	0
09/26	vs. Philadelphia	3	15	5.0	7	0
10/03	vs. Indianapolis	2	22	11.0	15t	1
10/10	at Buffalo	4	54	13.5	27t	2
10/18	vs. Tennessee	4	39	9.8	15	0
10/24	at Kansas City	3	44	14.7	26	0
10/31	at Dallas	2	51	25.5	42t	2
	BYE WEEK					
11/14	vs. Houston	5	53	10.6	18	0
11/21	vs. Cleveland	5	66	13.2	17	1
11/28	at N.Y. Giants	3	36	12.0	16	0
12/05	at Tennessee	3	36	12.0	20	0
12/12	vs. Oakland	4	57	14.3	20	1
12/19	at Indianapolis	6	63	10.5	25	0
12/26	vs. Washington	3	37	12.3	26	0
01/02	at Houston	4	26	6.5	11	1
<b>2010 totals:</b>		<b>58</b>	<b>700</b>	<b>12.1</b>	<b>42</b>	<b>10</b>

# MARCEDES LEWIS



## 2009 GAME-BY-GAME STATISTICS

DATE	GAME	RECs	YDS	AVG.	LG	TD
09/13	at Indianapolis	3	23	7.7	19	0
09/20	vs. Arizona	3	62	20.7	25t	1
09/27	at Houston	1	18	18.0	18	0
10/04	vs. Tennessee	4	76	19.0	33t	1
10/11	at Seattle	3	13	4.3	7	0
10/18	vs. St. Louis	1	5	5.0	5	0
	BYE WEEK					
11/01	at Tennessee	1	20	20.0	20	0
11/08	vs. Kansas City	1	3	3.0	3	0
11/15	at N.Y. Jets	2	58	29.0	33	0
11/22	vs. Buffalo	3	70	23.3	35	0
11/29	at San Francisco	3	40	13.3	22	0
12/06	vs. Houston	1	47	47.0	47	0
12/13	vs. Miami	2	30	15.0	16	0
12/17	vs. Indianapolis	4	53	13.3	25	0
12/27	at New England	0	0	0.0	-	0
01/03	at Cleveland			ina		
<b>2009 totals:</b>		<b>32</b>	<b>518</b>	<b>16.2</b>	<b>47</b>	<b>2</b>



## 2008 GAME-BY-GAME STATISTICS

DATE	GAME	RECs	YDS	AVG.	LG	TD
09/07	at Tennessee	3	29	9.7	15	0
09/14	vs. Buffalo	1	13	13.0	13	0
09/21	at Indianapolis	2	21	10.5	12	0
09/28	vs. Houston	0	0	0.0	-	0
10/05	vs. Pittsburgh	1	24	24.0	24t	1
10/12	at Denver	3	64	21.3	30t	1
	BYE WEEK					
10/26	vs. Cleveland	3	34	11.3	14	0
11/02	at Cincinnati	4	38	9.5	21	0
11/09	at Detroit	4	64	16.0	29	0
11/16	vs. Tennessee	1	19	19.0	19	0
11/23	vs. Minnesota	4	41	10.3	21	0
12/01	at Houston	2	37	18.5	20	0
12/07	at Chicago	4	43	10.8	27	0
12/14	vs. Green Bay	2	7	3.5	5	0
12/28	vs. Indianapolis	6	55	9.2	14	0
12/28	at Baltimore	1	0	0.0	-	0
<b>2008 totals:</b>		<b>41</b>	<b>489</b>	<b>11.9</b>	<b>30</b>	<b>2</b>



## 2007 GAME-BY-GAME STATISTICS

DATE	GAME	RECs	YDS	AVG.	LG	TD
09/09	vs. Tennessee	4	35	8.8	15	0
09/16	vs. Atlanta	2	39	19.5	25	0
09/23	at Denver	3	44	14.7	18	0
	BYE WEEK					
10/07	at Kansas City	3	13	4.3	6	0
10/14	vs. Houston	2	30	15.0	16	0
10/22	vs. Indianapolis	2	13	6.5	8	0
10/28	at Tampa Bay	0	0	0.0	0	0
11/04	at New Orleans	4	46	11.5	21	0
11/11	at Tennessee	1	8	8.0	8	0
11/18	vs. San Diego	1	1	1.0	1t	1
11/25	vs. Buffalo	5	57	11.4	24	0
12/02	at Indianapolis	5	42	8.4	13	1
12/09	vs. Carolina	3	25	8.3	13	0
12/16	at Pittsburgh	2	38	19.0	20	0
12/23	vs. Oakland	0	0	0.0	-	0
12/30	at Houston	0	0	0.0	-	0
<b>2007 totals:</b>		<b>37</b>	<b>391</b>	<b>10.6</b>	<b>25</b>	<b>2</b>



## 2006 GAME-BY-GAME STATISTICS

DATE	GAME	RECs	YDS	AVG.	LG	TD
09/10	vs. Dallas			ina		
09/18	vs. Pittsburgh	0	0	0.0	-	0
09/24	at Indianapolis	0	0	0.0	-	0
10/01	at Washington	2	40	20.0	31	0
10/08	vs. N.Y. Jets	0	0	0.0	-	0
	BYE WEEK					
10/22	at Houston	0	0	0.0	-	0
10/29	at Philadelphia	0	0	0.0	-	0
11/05	vs. Tennessee	2	11	5.5	6	0
11/12	vs. Houston	1	6	6.0	6	0
11/20	vs. N.Y. Giants	1	9	9.0	9	0
11/26	at Buffalo	1	1	1.0	1t	1
12/03	at Miami	0	0	0.0	0	0
12/10	vs. Indianapolis	1	19	19.0	19	0
12/17	at Tennessee	3	27	9.0	14	0
12/24	vs. New England	0	0	0.0	-	0
12/31	at Kansas City	2	13	9.7	31	1
<b>2006 totals:</b>		<b>13</b>	<b>126</b>	<b>9.7</b>	<b>31</b>	<b>1</b>

# BRANDON LINDER

## 65 BRANDON LINDER

OFFENSIVE LINEMAN

6-6 315 LBS.


MIAMI (FLA.)

BORN JANUARY 25, 1992

SOUTHWEST RANCHES, FLORIDA

ACQ: 3RD ROUND OF 2014 DRAFT (93RD)

EXP: 4TH YEAR



### TRANSACTIONS

Originally drafted in the third round (93rd overall) of the 2014 draft ... Placed on injured reserve on 10/5/15

### PRO (Games played/started - 43/43)

- Switched from RG to C prior to the 2016 season
- First player from the University of Miami ever drafted by the Jaguars
- Became 24th offensive lineman drafted by the Jaguars in franchise history

### 2017 (w/ JAX - 11/11)

Selected as an offensive captain by his teammates for the 2017 season

- **9/10 at HOU:** Started at C and helped pave the way for the team to rush for 155 yards ... Did not allow a sack
- **9/17 vs. TEN:** Started at C
- **9/24 vs. BAL:** Started at C and helped the team rush for 166 yards and did not allow a sack
- **10/1 at NYJ:** Started at C and helped the team rush for 175 yards
- **10/8 at PIT:** Inactive
- **10/15 vs LAR:** Inactive
- **10/22 at IND:** Inactive
- **11/5 vs. CIN:** Started at RG in place of injured **A.J. Cann** and helped the team rush for 149 yards ... Part of unit that allowed zero sacks for the third time this season
- **11/12 vs. LAC:** Started at C and helped the team rush for 135 yards
- **11/19 at CLE:** Started at C and helped the team rush for 139 yards
- **11/26 at ARI:** Started at C
- **12/3 vs. IND:** Started at C
- **12/10 vs. SEA:** Started at C and helped the team rush for 156 yards and did not allow a sack
- **12/17 vs. HOU:** Started at C and helped the team rush for 138 yards

### 2016 (w/ JAX - 14/14)

Part of an offensive line that allowed its fewest sacks since 2007 (34)

- **9/11 vs. G.B.:** Made his first career start at C in team's season opener
- **9/18 at S.D.:** Started at C
- **9/25 vs. BAL:** Inactive (knee)
- **10/2 vs. IND:** Started at C, helping the team rush for 136 yards
- **10/16 at CHI:** Started at C
- **10/23 vs. OAK:** Started at C
- **10/27 at TEN:** Started at C
- **11/6 at K.C.:** Started at C, helping the team rush for a season-high 205 yards
- **11/13 vs. HOU:** Started at C
- **11/20 at DET:** Started at C and was part of an offensive line that did not allow a sack
- **11/27 at BUF:** Started at C
- **12/4 vs. DEN:** Started at C and helped the team rush for 154 yards
- **12/11 vs. MIN:** Inactive (ankle)
- **12/18 at HOU:** Started at C
- **12/24 vs. TEN:** Started at C
- **1/1 at IND:** Started at C, only to play seven snaps, before leaving the game with a concussion and not returning

### 2015 (w/ JAX - 3/3)

Placed on season-ending IR because of surgery to repair a labral tear in his left shoulder after injury suffered in Week 3

- **9/13 vs. CAR:** Started at RG to kick off his second season with the Jaguars
- **9/20 vs. MIA:** Helped the Jaguars rush for 123 yards and did not allow a sack

### 2014 (w/ JAX - 15/15)

Started 15 games at RG as a rookie ...Part of OL that helped club finish sixth in the NFL in average per rush (4.5)

- **9/7 at PHI:** Started at RG in his NFL debut, one of three Jaguars rookies to start on opening day (WR **Marqise Lee**, WR **Allen Hurns**)
- **10/19 vs. CLE:** Helped pave the way for an offense that rushed for a season-high 185 yards on 35 carries and 176 yards on **10/26 vs. MIA**, the first time since 2010 the club eclipsed 150-plus rushing yards in back-to-back games
- **12/28 at HOU:** Started at RG and was part of OL that helped team produce 121 yards on 14 carries (8.6 avg.)

### COLLEGE (at Miami (Fla.), 2010-13)

- Four-year starter and started 42 games (37 at RG, 2 at LT, 3 at C)
- Finished career with 35 TD-resulting blocks and 275 key blocks/knockdowns
- As a senior, named team's Most Valuable Player after leading team with 90 percent grade for blocking consistency, 11 TD-resulting blocks and 84 knockdowns
- Majored in health education

### PERSONAL

- Attended St. Thomas Aquinas High School in Ft. Lauderdale, Fla.
- Named U.S. Army All-American and was rated the third-best center in the country by Rivals.com
- Helped team compile a 28-1 record during his final two seasons and captured the Class 5A state title as a junior
- Twitter handle is @BrandonLinder65

# LERENTEE MCCRAY

## 55 LERENTEE MCCRAY

LINEBACKER  
6-3 249 LBS  
FLORIDA  
BORN AUGUST 26, 1990  
OCALA, FLORIDA  
ACQ: UFA (BUFFALO) 2017  
EXP: 5TH YEAR



### TRANSACTIONS

Originally signed with Denver as an undrafted rookie on 4/27/13 ... Signed with Green Bay as an unrestricted free agent on 4/18/16 ... Traded by Green Bay to Buffalo for a 2018 draft pick on 8/30/16 ... Signed by Jacksonville as an unrestricted free agent on 3/10/17

### PRO (Games played/started - 48/0, 4/0)

- Career totals include 31 tackles (16 solo), 1.5 sacks and two forced fumbles in four years with stops in Denver, Green Bay and Buffalo
- Captured a Super Bowl championship in 2015 with Denver

### 2017 (w/ JAX - 11/0)

- **9/10 at HOU:** Saw action at LB and recorded three tackles (one solo), 1.5 sacks and one tackle for a loss
- **9/17 vs. TEN:** Saw action at LB
- **9/24 vs. BAL:** Inactive
- **10/1 at NYJ:** Inactive
- **10/8 at PIT:** Inactive
- **10/15 vs. LAR:** Saw action on special teams
- **10/22 at IND:** Saw action at LB and on special teams
- **11/5 vs. CIN:** Recorded a solo special teams tackle and one pass defended
- **11/12 vs. LAC:** Assisted on one special teams tackle
- **11/19 at CLE:** Recorded two special teams tackles (one solo) and saw action at LB
- **11/26 at ARI:** Recorded one solo special teams tackle
- **12/3 vs. IND:** Assisted on one special teams tackle
- **12/10 vs. SEA:** Recorded one solo special teams tackle
- **12/17 vs. HOU:** Recorded one solo special teams tackle

### 2016 (w/ BUF, 13/0)

- Totaled 10 tackles (four solo), one forced fumble and five special teams tackles
- **10/9 at L.A.:** Posted one solo tackle and one forced fumble
  - **10/30 vs. N.E.:** Tallied a season-high four tackles, in addition to one special teams tackle

### 2015 (w/ DEN, 11/0)

- Tallied 13 tackles (seven solo), and saw action in all three postseason games, including Super Bowl 50
- **11/8 at IND:** Recorded a season-high four stops (two solo)

### 2014 (w/ DEN, 16/16, 2/2)

Posted six tackles (four solo), one forced fumble and one pass defended during his rookie season

### 2013 (w/ DEN - IR)

Spent the season on injured reserve with an ankle injury

### COLLEGE (at Florida, 2008-12)

- Appeared in 40 games with 25 starts and totaled 65 (40 solo), including 12.5 tackles for loss and 4.5 sacks
- Helped the Gators to the 2008 SEC Championship

### PERSONAL

- Attended Dunnellon (Fla.) High School, where he played WR and LB and totaled 118 tackles and 9.0 sacks during his senior season
- Can be found on Twitter on @Liiive\_55

### REGULAR SEASON CAREER STATISTICS

DATE	TEAM	GP/GS	TKL	SOLO	ASST	TFL	SACKS	ST	FF	FR	INT	PD
2013	DEN											
IR												
2014	DEN	13/0	6	4	2	0	1.0	0	1	0	0	1
2015	DEN	11/0	13	7	6	1	0.5	2	0	0	0	0
2016	BUF	13/0	10	4	6	0	0.0	5	1	0	0	0
2017	JAX	11/0	3	1	2	1	1.5	8	0	0	0	1
<b>NFL totals:</b>		<b>5 yrs. 48/0</b>	<b>32</b>	<b>16</b>	<b>16</b>	<b>2</b>	<b>3.0</b>	<b>15</b>	<b>2</b>	<b>0</b>	<b>0</b>	<b>2</b>

### POSTSEASON CAREER STATISTICS

DATE	TEAM	GP/GS	TKL	SOLO	ASST	TFL	SACKS	ST	FF	FR	INT	PD
2014	DEN	1/0	2	1	1	0	0.0	0	0	0	0	0
2015	DEN	3/0	0	0	0	0	0.0	0	0	0	0	0
<b>NFL totals:</b>		<b>4 yrs. 4/0</b>	<b>2</b>	<b>1</b>	<b>1</b>	<b>0</b>	<b>0.0</b>	<b>0</b>	<b>0</b>	<b>0</b>	<b>0</b>	<b>0</b>

### CAREER HIGHS

	GAME	SEASON
<b>Tackles:</b>	6 (10/11/15 vs. T.B.)	18 (2015)
<b>Tackles for loss:</b>	1 (11/15/15 at BAL)	1 (2015)
<b>Passes defended:</b>	1 (twice, last: 11/5/17 vs. CIN)	1 (2015, '17)
<b>Special teams tackles:</b>	2 (twice; last: 11/19/17 at CLE)	8 (2017)

### 2017 GAME-BY-GAME STATISTICS

DATE	OPP	TKL	SOLO	ASST	TFL	SACKS	ST	FF	FR	INT	PD	
09/10	at Houston	3	1	2	1	1.5	0	0	0	0	0	
09/17	vs. Tennessee	0	0	0	0	0.0	0	0	0	0	0	
09/24	vs. Baltimore					Inactive						
10/01	at New York Jets					Inactive						
10/08	at Pittsburgh					Inactive						
10/15	vs. LA Rams	0	0	0	0	0.0	0	0	0	0	0	
10/22	at Indianapolis	0	0	0	0	0.0	0	0	0	0	0	
BYE WEEK												
11/05	vs. Cincinnati	0	0	0	0	0.0	1	0	0	0	1	
11/12	vs. LA Chargers	0	0	0	0	0.0	1	0	0	0	0	
11/19	at Cleveland	0	0	0	0	0.0	2	0	0	0	0	
11/26	at Arizona	0	0	0	0	0.0	1	0	0	0	0	
12/03	vs. Indianapolis	0	0	0	0	0.0	1	0	0	0	0	
12/10	vs. Seattle	0	0	0	0	0.0	1	0	0	0	0	
12/17	vs. Houston	0	0	0	0	0.0	1	0	0	0	0	
12/24	at San Francisco											
12/31	at Tennessee											
<b>2017 totals:</b>		<b>3</b>	<b>1</b>	<b>2</b>	<b>1</b>	<b>1.5</b>	<b>8</b>	<b>0</b>	<b>0</b>	<b>0</b>	<b>1</b>	

### 2016 GAME-BY-GAME STATISTICS

DATE	OPP	TKL	SOLO	ASST	TFL	SACKS	ST	FF	FR	INT	PD
09/11	at Baltimore	2	1	1	0	0.0	0	0	0	0	0
09/15	vs. New York Jets	0	0	0	0	0.0	1	0	0	0	0
09/25	vs. Arizona	0	0	0	0	0.0	0	0	0	0	0
10/02	at New England	0	0	0	0	0.0	0	0	0	0	0
10/09	at Los Angeles	1	1	0	0	0.0	0	1	0	0	0
10/16	vs. San Francisco	1	0	1	0	0.0	0	0	0	0	0
10/23	at Miami	2	1	1	0	0.0	1	0	0	0	0
10/30	vs. New England	4	1	3	0	0.0	1	0	0	0	0
11/07	at Seattle	0	0	0	0	0.0	0	0	0	0	0
11/14	BYE WEEK										
11/20	at Cincinnati	0	0	0	0	0.0	0	0	0	0	0
11/27	vs. Jacksonville	0	0	0	0	0.0	0	0	0	0	0
12/04	at Oakland	0	0	0	0	0.0	1	0	0	0	0
12/11	vs. Pittsburgh					ina					
12/18	vs. Cleveland					ina					
12/24	vs. Miami					ina					
01/01	at New York Jets	0	0	0	0	0.0	1	0	0	0	0
<b>2016 totals:</b>		<b>10</b>	<b>4</b>	<b>6</b>	<b>0</b>	<b>0.0</b>	<b>5</b>	<b>1</b>	<b>0</b>	<b>0</b>	<b>0</b>

# LERENTEE McCRAY



## 2015 GAME-BY-GAME STATISTICS

DATE	OPP	TKL	SOLO	ASST	TFL	SACKS	ST	FF	FR	INT	PD
09/13	vs. Baltimore				ina						
09/17	at Kansas City				ina						
09/27	at Detroit	2	1	1	0	0.0	0	0	0	0	0
10/04	vs. Minnesota				ina						
10/11	at Oakland				ina						
10/18	at Cleveland	3	2	1	0	0.5	0	0	0	0	0
10/25	BYE WEEK										
11/01	vs. Green Bay	3	1	2	1	0.0	0	0	0	0	0
11/08	at Indianapolis	4	2	2	0	0.0	0	0	0	0	0
11/15	vs. Kansas City	0	0	0	0	0.0	1	0	0	0	0
11/22	at Chicago	0	0	0	0	0.0	0	0	0	0	0
11/29	vs. New England	0	0	0	0	0.0	0	0	0	0	0
12/06	at San Diego	1	1	0	0	0.0	1	0	0	0	0
12/13	vs. Oakland	0	0	0	0	0.0	0	0	0	0	0
12/20	at Pittsburgh				ina						
12/28	vs. Cincinnati	0	0	0	0	0.0	0	0	0	0	0
01/03	vs. San Diego	0	0	0	0	0.0	0	0	0	0	0
<b>2015 totals:</b>		<b>13</b>	<b>7</b>	<b>6</b>	<b>1</b>	<b>0.5</b>	<b>2</b>	<b>0</b>	<b>0</b>	<b>0</b>	<b>0</b>
01/17	vs. Pittsburgh	0	0	0	0	0.0	0	0	0	0	0
01/24	vs. New England	0	0	0	0	0.0	0	0	0	0	0
02/07	vs. Carolina	0	0	0	0	0.0	0	0	0	0	0
<b>Postseason totals:</b>		<b>0</b>	<b>0</b>	<b>0</b>	<b>0</b>	<b>0.0</b>	<b>0</b>	<b>0</b>	<b>0</b>	<b>0</b>	<b>0</b>



## 2014 GAME-BY-GAME STATISTICS

DATE	OPP	TKL	SOLO	ASST	TFL	SACKS	ST	FF	FR	INT	PD
09/07	vs. Indianapolis	1	1	0	0	0.0	0	0	0	0	0
09/14	vs. Kansas City	0	0	0	0	0.0	0	0	0	0	0
09/21	at Seattle				ina						
09/28	BYE WEEK										
10/05	vs. Arizona				ina						
10/12	at New York Jets				ina						
10/19	vs. San Francisco	2	1	1	0	0.0	0	0	0	0	0
10/23	vs. San Diego	0	0	0	0	0.0	0	0	0	0	0
11/02	at New England	0	0	0	0	0.0	0	0	0	0	0
11/09	at Oakland	0	0	0	0	0.0	0	0	0	0	0
11/16	at St. Louis	0	0	0	0	0.0	0	0	0	0	0
11/23	vs. Miami	0	0	0	0	0.0	0	0	0	0	0
11/30	at Kansas City	0	0	0	0	0.0	0	0	0	0	0
12/07	vs. Buffalo	0	0	0	0	0.0	0	0	0	0	1
12/14	at San Diego	0	0	0	0	0.0	0	0	0	0	0
12/22	at Cincinnati	1	1	0	0	0.0	0	0	0	0	0
12/28	vs. Oakland	2	1	1	0	1.0	0	1	0	0	0
<b>2014 totals:</b>		<b>6</b>	<b>4</b>	<b>2</b>	<b>0</b>	<b>1.0</b>	<b>0</b>	<b>1</b>	<b>0</b>	<b>0</b>	<b>0</b>
01/11	vs. Indianapolis	2	1	1	0	0.0	0	0	0	0	0
<b>Postseason totals:</b>		<b>2</b>	<b>1</b>	<b>1</b>	<b>0</b>	<b>0.0</b>	<b>0</b>	<b>0</b>	<b>0</b>	<b>0</b>	<b>0</b>

# JAYDON MICKENS

85

## JAYDON MICKENS

WIDE RECEIVER

5-11 170 LBS

WASHINGTON

BORN APRIL 21, 1994

LOS ANGELES, CALIFORNIA

ACQ: FREE AGENT 2017

EXP: 1ST YEAR



### TRANSACTIONS

Originally signed with Oakland as an undrafted free agent on 5/13/16 ... Waived on 9/3/16 ... Signed to the practice squad by Oakland on 9/4/16 ... Waived by Oakland on 9/4/17 ... Signed to the practice squad by Jacksonville on 9/19/17 ... Promoted to the active roster on 10/21/17

### PRO (Games played/started - 8/0)

Spent the 2016 season on Oakland's practice squad ... Started the 2017 season on Jacksonville's practice squad before being promoted to the active roster prior to Week 7

### 2017 (w/ JAX - 8/0)

- **10/22 at IND:** Saw action at WR and on special teams in his NFL debut
- **11/5 vs. CIN:** Returned three punts for 82 yards, including a 63-yard return for a TD
- **11/12 vs. LAC:** Recorded one reception for 11 yards and returned seven punts for 30 yards
- **11/19 at CLE:** Returned four punts for 38 yards and saw action at WR
- **11/26 at ARI:** Returned one punt for 14 yards
- **12/3 vs. IND:** Saw action on special teams
- **12/10 vs. SEA:** Returned three punts for 72 yards, with a career-long return of 72 yards
- **12/17 vs. HOU:** Recorded four receptions for 61 yards and two TDs, which were the first of his career

### COLLEGE (at Washington, 2012-15)

- Appeared in 53 career games (35 starts) and totaled 203 receptions for 2,187 yards and 12 TDs
- Finished career second in school history in receptions and fifth in receiving yards
- For his career, returned 19 kickoffs for 408 yards (21.5 avg.)

### PERSONAL

- Attended Dorsey High School (Los Angeles) and earned first-team All-City as a running back in 2011 and helped lead the Dons to an 11-2 overall record and a trip to the semifinals of the CIF Los Angeles Section Division I playoffs
- Named to the Tacoma News-Tribune's "Western 100" listing of the top 100 recruits in the western U.S.
- Also a sprinter and long jumper in high school

### REGULAR SEASON CAREER STATISTICS

YEAR	TEAM	GP/GS	RECS	YDS	AVG.	LG	TD
2017	JAX	8/0	5	72	14.4	41	2
<b>NFL totals: 1 yr.</b>		<b>8/0</b>	<b>5</b>	<b>72</b>	<b>14.4</b>	<b>41</b>	<b>2</b>

### 2017 GAME-BY-GAME STATISTICS

DATE	OPP	RECS	YDS	AVG.	LG	TD
09/10	at Houston			ps		
09/17	vs. Tennessee			ps		
09/24	vs. Baltimore			ps		
10/01	at New York Jets			ps		
10/08	at Pittsburgh			ps		
10/15	vs. LA Rams			ps		
10/22	at Indianapolis	0	0	0.0	-	0
	BYE WEEK					
11/05	vs. Cincinnati	0	0	0.0	-	0
11/12	vs. LA Chargers	1	11	11.0	11	0
11/19	at Cleveland	0	0	0.0	-	0
11/26	at Arizona	0	0	0.0	-	0
12/03	vs. Indianapolis	0	0	0.0	-	0
12/10	vs. Seattle	0	0	0.0	-	0
12/17	vs. Houston	4	61	15.3	41	2
12/24	at San Francisco					
12/31	at Tennessee					
<b>2017 totals:</b>		<b>5</b>	<b>72</b>	<b>14.4</b>	<b>41</b>	<b>2</b>

Additional Statistics: one special teams tackle

### PUNT RETURNS

DATE	GAME	NO.	YDS	AVG.	LG	TD
09/10	at Houston			ps		
09/17	vs. Tennessee			ps		
09/24	vs. Baltimore			ps		
10/01	at New York Jets			ps		
10/08	at Pittsburgh			ps		
10/15	vs. LA Rams			ps		
10/22	at Indianapolis	0	0	0.0	-	0
	BYE WEEK					
11/05	vs. Cincinnati	3	82	27.3	63t	1
11/12	vs. LA Chargers	7	30	4.3	14	0
11/19	at Cleveland	4	38	9.5	11	0
11/26	at Arizona	1	14	14.0	14	0
12/03	vs. Indianapolis	0	0	0.0	-	0
12/10	vs. Seattle	3	72	24.0	72	0
12/17	vs. Houston	5	38	7.6	26	0
12/24	at San Francisco					
12/31	at Tennessee					
<b>2017 totals:</b>		<b>23</b>	<b>274</b>	<b>11.9</b>	<b>72</b>	<b>1</b>

# JALEN MYRICK

31

## JALEN MYRICK

CORNERBACK

5-11 200 LBS

MINNESOTA

BORN FEBRUARY 27, 1995

BLOOMINGDALE, GEORGIA

ACQ: SEVENTH ROUND OF 2017 DRAFT (222TH)

EXP: ROOKIE



### TRANSACTIONS

Drafted by Jacksonville in the seventh round (222nd overall) of the 2017 draft

### PRO (Games played/started - 2/0)

#### 2017 (w/ JAX - 2/0)

- **9/10 at HOU:** Inactive
- **9/17 vs. TEN:** Inactive
- **9/24 vs. BAL:** Inactive
- **10/1 at NYJ:** Inactive
- **10/8 at PIT:** Made his NFL debut and saw action on special teams
- **10/15 vs. LAR:** Inactive
- **10/22 at IND:** Inactive
- **11/5 vs. CIN:** Saw action at CB after **Jalen Ramsey's** dismissal and on special teams
- **11/12 vs. LAC:** Inactive
- **11/19 at CLE:** Inactive
- **11/26 at ARI:** Inactive
- **12/3 vs. IND:** Inactive
- **12/10 vs. SEA:** Inactive
- **12/17 vs. HOU:** Saw action at CB and on special teams and had one pass defended

### COLLEGE (at Minnesota, 2013-16)

#### 2016 (Senior)

Started all 13 games and recorded 41 tackles, 11 pass breakups and one INT ... Also returned 13 kickoffs for 287 yards and nine punts for 44 yards

- **9/1 vs. Oregon State:** Recorded five tackles, one tackle for loss and one pass breakup ... Also returned three kicks for 84 yards, including 56 yards on the opening kickoff
- **10/1 at Penn State:** Registered six tackles
- **10/22 vs. Rutgers:** Recorded four tackles and made one INT
- **11/5 vs. Purdue:** Tallied three tackles and broke up two passes
- **12/27 vs. Washington State:** Tallied three tackles and broke up three passes

#### 2015 (Junior)

Played in 10 games, starting seven ... Missed three games due to injury ... Made 27 tackles (18 solo), including 3.5 behind the line of scrimmage ... Tallied the second-most INTs (three) and returned one for a TD ... Recorded three pass breakups ... Returned 12 kickoffs for 257 yards (21.4 avg.) ... Named All-Big Ten Honorable Mention by the conference coaches

- **9/12 at Colorado State:** Registered four tackles, one INT, one pass breakup and returned three kickoffs for 71 yards
- **9/26 vs. Ohio:** Totaled six tackles, including 1.0 tackle for loss and one pass breakup
- **10/10 at Purdue:** Tallied two INTs, one of which was returned 27 yards for a TD, and added a tackle for loss
- **10/17 vs. Nebraska:** Registered five tackles with 1.0 tackle for loss and added two kickoff returns

#### 2014 (Sophomore)

Played in all 13 games, starting once ... Ranked second in the Big Ten with a 28.2-yard kick return average ... Returned 18 kicks for 508 yards ... Recorded 21 tackles, one INT for a TD and one forced fumble

- **9/6 vs. Middle Tennessee State:** Made one tackle, broke up one pass and returned an INT for 31 yards for his first career TD
- **9/13 at TCU:** Registered eight tackles
- **10/11 vs. Northwestern:** Returned a kick 100 yards for a TD ... Named Big Ten Special Teams Player of the Week and National Kick Return of the Week by College Football Performance Award

#### 2013 (Freshman)

Played in the final 11 games of the season, mostly on special teams ... Recorded four tackles

### High School

- Attended Savannah Christian Prep
- Led team to an 8-4 record in 2012 after going a perfect 11-0 record as a junior in 2011
- Made 50 tackles and recorded six pass breakups and two INTs as a senior
- Had 25 tackles as a junior with 14 pass breakups and two INTs, returning one for a TD
- Scored 14 offensive TDs as a senior and 16 as a junior
- Earned a two-star ranking from Rivals.com and Scout.com

### PERSONAL

- Son of Glynn and Rhonda Myrick



### REGULAR SEASON CAREER STATISTICS

YEAR	TEAM	GP/GS	TKL	SOLO	ASST	SACKS	FF	FR	PD	INT
2017	JAX	2/0	0	0	0	0.0	0	0	0	0
<b>NFL totals: 1 yr.</b>		<b>2/0</b>	<b>0</b>	<b>0</b>	<b>0</b>	<b>0.0</b>	<b>0</b>	<b>0</b>	<b>0</b>	<b>0</b>



### 2017 GAME-BY-GAME STATISTICS

DATE	OPP	TKL	SOLO	ASST	ST	SACKS	FF	FR	PD	INT
09/10	at Houston			Inactive						
09/17	vs. Tennessee			Inactive						
09/24	vs. Baltimore			Inactive						
10/01	at New York Jets			Inactive						
10/08	at Pittsburgh	0	0	0	0	0.0	0	0	0	0
10/15	vs. LA Rams			Inactive						
10/22	at Indianapolis			Inactive						
	BYE WEEK									
11/05	vs. Cincinnati	0	0	0	0	0.0	0	0	0	0
11/12	vs. LA Chargers			Inactive						
11/19	at Cleveland			Inactive						
11/26	at Arizona			Inactive						
12/03	vs. Indianapolis			Inactive						
12/10	vs. Seattle			Inactive						
12/17	vs. Houston	0	0	0	0	0.0	0	0	1	0
12/24	at San Francisco									
12/31	at Tennessee									
<b>2017 totals:</b>		<b>0</b>	<b>0</b>	<b>0</b>	<b>0</b>	<b>0.0</b>	<b>0</b>	<b>0</b>	<b>1</b>	<b>0</b>



# YANNICK NGAKOUE

## 91 YANNICK NGAKOUE

DEFENSIVE END

6-2 246 LBS.

MARYLAND

BORN MARCH 31, 1995

BOWIE, MARYLAND

ACQ: 3RD ROUND OF 2016 DRAFT (69TH)

EXP: 2ND YEAR



### TRANSACTIONS

Originally drafted by Jacksonville in the third round (69th overall) of the 2016 NFL Draft

### PRO (Games played/started - 30/29)

- Made his NFL debut in team's season opener in 2016
- Owns the franchise rookie record for sacks in a single season (8.0)
- Of his 19.0 career sacks, 10 have been strip-sacks
- His 19.0 sacks in 30 career games are the most by a Jaguars player in franchise history
- Leads the league with six forced fumbles

### 2017 (w/ JAX - 14/14)

- **9/10 at HOU:** Started at DE and recorded four tackles (three solo), two strip-sacks and one fumble recovery
- **9/17 vs. TEN:** Assisted on one tackle
- **9/24 vs. BAL:** Started at DE and recorded two solo tackles and one tackle for a loss
- **10/1 at NYJ:** Started at DE and recorded two solo tackles, two sacks, one tackle for a loss and one forced fumble
- **10/8 at PIT:** Started at DE and assisted on one tackle
- **10/15 vs. LAR:** Started at DE and recorded one solo tackle and two quarterback hits
- **10/22 at IND:** Started at DE and recorded four tackles (three solo), 2.5 sacks, three tackles for a loss and seven quarterback hits
- **11/5 vs. CIN:** Started at DE and recorded two solo tackles and one tackle for a loss
- **11/12 vs. LAC:** Recorded three quarterback hits
- **11/19 at CLE:** Started at DE and recorded three tackles (two solo) and 2.5 sacks, two of which were strip-sacks
- **11/26 at ARI:** Started at DE and recorded two solo tackles, a strip-sack and one tackle for a loss ... His league-leading sixth forced fumble was returned for a touchdown by **Calais Campbell**
- **12/3 vs. IND:** Started at DE and recorded two solo tackles
- **12/10 vs. SEA:** Started at DE and recorded one solo tackle, one sack and one tackle for a loss
- **12/17 vs. HOU:** Started at DE and recorded one solo tackle and one tackle for a loss

### 2016 (w/ JAX - 16/15)

One of two Jaguars rookies (**Jeremy Mincey**) to post 8.0-plus sacks, four-plus forced fumbles and at least one INT in a single season ... Finished second in the NFL behind S.D.'s **Joey Bosa** with 8.0 sacks by a rookie ... Joins K.C.'s **Tamba Hali** (2006), BAL's **Terrell Suggs** (2003), CAR's **Julius Peppers** (2002) and S.F.'s **Charles Haley** (1986) as the only rookies to post 8.0-plus tackles, four-plus forced fumbles and at least one INT in their rookie season

- **9/11 vs. G.B.:** Made two tackles (one solo) in NFL and Jaguars debut
- **9/18 at S.D.:** Made his first career start at LEO and made three tackles (two solo), including his first career sack-fumble in the second quarter
- **9/25 vs. BAL:** Registered his second consecutive game with a sack-fumble ... One of three players to register a sack and a forced fumble in consecutive games this season, joining BUF's **Lorenzo Alexander** and WAS' **Trent Murphy**
- **10/2 vs. IND:** Registered four tackles, including 1.0 sack, as well as his first career interception and third career forced fumble ... Only NFL player this season to register a sack, forced fumble and an interception in the same game
- **10/16 at CHI:** Started at LEO and made 1.0 sack, becoming the first rookie in team history to register a sack in four consecutive games ... Fourth player in Jaguars history to register a sack in four consecutive games (**Tony Brackens**, **Rob Meier** and **Gary Walker**)
- **10/23 vs. OAK:** Started at LEO and totaled two solo tackles
- **10/27 at TEN:** Started at LEO and recorded a QB hit
- **11/6 at K.C.:** Started at LEO and made one solo tackle and three QB hits
- **11/13 vs. HOU:** Started at LEO, making one solo tackle and one pass defended
- **11/20 at DET:** Started at LEO and tallied one solo tackle, a five-yard sack of QB **Matthew Stafford**
- **11/27 at BUF:** Started at LEO and picked up his sixth sack of the season, along with two tackles (one solo)
- **12/4 vs. DEN:** Started at LEO and exited the game with an ankle injury
- **12/11 vs. MIN:** Started at LEO and made one solo tackle and registered a forced fumble

- **12/18 at HOU:** Started at LEO and made one solo tackle
- **12/24 vs. TEN:** Started at LEO and registered 1.0 sack, with seventh sack tying team record for a rookie
- **1/1 at IND:** Started at LEO and registered two solo tackles, 1.0 sack and one tackle for a loss ... His eighth sack of the season to break rookie record held by Tony Brackens (7 in 1996)

### COLLEGE (at Maryland, 2013-15)

- As a senior, selected First Team All-Big Ten by coaches and media
- Set Maryland's single-season sack record (13.5), breaking a record set by Mark Duda (1982) and Bruce Palmer (1978)
- Ranked second nationally in sacks per game
- Appeared in all 13 games as a true freshman

### PERSONAL

- Son of Marlene Chantelly
- Honor roll student
- Worked as a volunteer with the homeless and helped mentor children
- Majored in African American studies
- Attended Friendship Collegiate Academy (Washington, D.C.)
- Named a first team Parade All-America and the 2012 D.C. Gatorade Player of the Year
- Rated a four-star recruit by Rivals, No. 11 OLB
- Helped lead the school to the DCSAA title as a senior

### REGULAR SEASON CAREER STATISTICS

YEAR	TEAM	GP/GS	TKL	SOLO	ASST	SACKS	FF	FR	PD	TFL
2016	JAX	16/15	23	20	3	8.0*	4	0	2	6
2017	JAX	14/14	26	21	5	11.0	6	1	0	9
<b>NFL totals: 2 yr.</b>		<b>30/29</b>	<b>49</b>	<b>41</b>	<b>8</b>	<b>19.0</b>	<b>10</b>	<b>1</b>	<b>2</b>	<b>15</b>

\*Team rookie record

### CAREER HIGHS

	GAME	SEASON
<b>Tackles:</b>	4 (three times; last 10/22/17 at IND)	26 (2017)
<b>Sacks:</b>	2.5 (twice; last: 11/19/17 at CLE)	11.0 (2017)
<b>Forced fumbles:</b>	2 (twice; last: 11/19/17 at CLE)	6 (2017)
<b>Fumble recoveries:</b>	1 (9/10/17 at HOU)	1 (2017)
<b>Tackles for loss:</b>	3 (10/22/17 at IND)	9 (2017)

### 2017 GAME-BY-GAME STATISTICS

DATE	OPP	TKL	SOLO	ASST	ST	SACKS	FF	FR	PD	TFL
09/10	at Houston	4	3	1	0	2.0	2	1	0	0
09/17	vs. Tennessee	1	0	1	0	0.0	0	0	0	0
09/24	vs. Baltimore	2	2	0	0	0.0	0	0	0	1
10/01	at New York Jets	2	2	0	0	2.0	1	0	0	1
10/08	at Pittsburgh	1	0	1	0	0.0	0	0	0	0
10/15	vs. LA Rams	1	1	0	0	0.0	0	0	0	0
10/22	at Indianapolis	4	3	1	0	2.5	0	0	0	3
BYE WEEK										
11/05	vs. Cincinnati	2	2	0	0	0.0	0	0	0	1
11/12	vs. LA Chargers	0	0	0	0	0.0	0	0	0	0
11/19	at Cleveland	3	2	1	0	2.5	2	0	0	0
11/26	at Arizona	2	2	0	0	1.0	1	0	0	1
12/03	vs. Indianapolis	2	2	0	0	0.0	0	0	0	0
12/10	vs. Seattle	1	1	0	0	1.0	0	0	0	1
12/17	vs. Houston	1	1	0	0	0.0	0	0	0	1
12/24	at San Francisco									
12/31	at Tennessee									
<b>2017 totals:</b>		<b>26</b>	<b>21</b>	<b>5</b>	<b>0</b>	<b>11.0</b>	<b>6</b>	<b>1</b>	<b>0</b>	<b>9</b>

# YANNICK NGAKOUE



## 2016 GAME-BY-GAME STATISTICS

DATE	OPP	TKL	SOLO	ASST	ST	SACKS	FF	FR	PD	TFL
09/11	vs. Green Bay	2	1	1	0	0.0	0	0	0	0
09/18	at San Diego	3	2	1	0	1.0	1	0	0	0
09/25	vs. Baltimore	1	1	0	0	1.0	1	0	0	0
10/02	vs. Indianapolis	4	4	0	0	1.0	1	0	1	1
BYE WEEK										
10/16	at Chicago	1	1	0	0	1.0	0	0	0	1
10/23	vs. Oakland	2	2	0	0	0.0	0	0	0	0
10/27	at Tennessee	0	0	0	0	0.0	0	0	0	0
11/06	at Kansas City	1	1	0	0	0.0	0	0	0	0
11/13	vs. Houston	1	1	0	0	0.0	0	0	1	0
11/20	at Detroit	1	1	0	0	1.0	0	0	0	1
11/27	at Buffalo	2	1	1	0	1.0	0	0	0	1
12/04	vs. Denver	0	0	0	0	0.0	0	0	0	0
12/11	vs. Minnesota	1	1	0	0	0.0	1	0	0	0
12/18	at Houston	1	1	0	0	0.0	0	0	0	0
12/24	vs. Tennessee	1	1	0	0	1.0	0	0	0	1
31/01	at Indianapolis	2	2	0	0	1.0	0	0	0	1
<b>2016 totals:</b>		<b>23</b>	<b>20</b>	<b>3</b>	<b>0</b>	<b>8.0</b>	<b>4</b>	<b>0</b>	<b>2</b>	<b>6</b>

**Additional statistics:** One interception on 10/2 vs. IND, seven-yard return

# BRAD NORTMAN

3

## BRAD NORTMAN

PUNTER

6-2 214 LBS.

WISCONSIN

BORN SEPTEMBER 12, 1989

BROOKFIELD, WISCONSIN

ACQ: UFA (CAROLINA) 2016

EXP: 6TH YEAR



### TRANSACTIONS

Originally selected by Carolina in the sixth round (207th overall) of the 2012 NFL Draft ... Signed as an unrestricted free agent by Jacksonville on 3/10/15

### PRO (Games played/started - 94/0, 6/0)

- Sixth-year punter has played in Carolina and Jacksonville
- Played in six postseason games, including Super Bowl 50

### 2017 (w/ JAX - 14/0)

- **9/10 at HOU:** Punted four times for 187 yards (46.8 avg.) with a net average of 36.5 yards and a long punt of 61 yards
- **9/17 vs. TEN:** Punted five times for 246 yards (49.2 avg.) with a long punt of 59 yards
- **9/24 vs. BAL:** Punted three times for 150 yards (50.0 avg.) with a long punt of 60 yards
- **10/1 at NYJ:** Punted eight times for 361 yards (45.1 avg.) with a long punt of 61 yards and five punts inside the 20-yard line
- **10/8 at PIT:** Punted five times for 190 yards and landed three punts inside the 20-yard line
- **10/15 vs. LAR:** Punted seven times for 274 yards with two punts landing inside the 20-yard line, a long punt of 53 yards and had one punt blocked
- **10/22 at IND:** Punted two times for 107 yards, including a long punt of 61 yards
- **11/5 vs. CIN:** Punted two times for 94 yards, including season-long punt of 62 yards
- **11/12 vs. LAC:** Punted nine times for 431 yards (47.9 avg) and had three punts inside the 20-yard line and a long punt of 61 yards
- **11/19 at CLE:** Punted nine times for 354 yards, landing two punts inside the 20-yard line and had a long punt of 54 yards
- **11/26 at ARI:** Punted eight times for 396 yards, landing one punt inside the 20-yard line and had a long punt of 60 yards
- **12/3 vs. IND:** Punted two times for 76 yards and landed two punts inside the 20-yard line ... Also completed one pass for 29 yards to TE **James O'Shaughnessy** on a fake punt
- **12/10 vs. SEA:** Punted five times for 194 yards with one punt inside the 20-yard line
- **12/17 vs. HOU:** Punted six times for 283 yards with three punts inside the 20-yard line

### 2016 (w/ JAX - 16/0)

- **9/11 vs. G.B.:** Made Jaguars debut and punted twice for 125 yards (62.5 net avg.) and downed both inside the 5-yard line ... His 67-yard punt is the seventh-longest in franchise history
- **9/18 at S.D.:** Punted four times for 179 yards (44.8 avg.), including downing two punts inside the 20
- **9/25 vs. BAL:** Punted six times for 249 yards (41.5 avg.), including two punts downed inside the 20
- **10/2 vs. IND:** Punted five times for 269 yards (53.8 avg.), including a career-long 78-yard punt in the fourth quarter, the second-longest punt in Jaguars franchise history (Bryan Barker, 83) and longest in the NFL this season ... Had one punt downed inside the 20
- **10/16 at CHI:** Punted five times for 275 yards (55.0 avg.), including a 52.2 net avg. ... Downed two punts inside the 20, including his 100th career punt inside the 20
- **10/23 vs. OAK:** Punted five times for 239 yards (47.8 avg.) including a long punt of 56 yards
- **10/27 at TEN:** Punted six times for 275 yards (45.8 avg.) and downed one punt inside the 20
- **11/6 at K.C.:** Punted four times for 167 yards (41.8 avg.) and downed one punt inside the 20 ... Tallied one special teams tackle
- **11/13 vs. HOU:** Punted three times for 115 yards
- **11/20 at DET:** Punted six times for 245 yards (40.8 avg.) and downed a career-high four punts inside the 20
- **11/27 at BUF:** Punted six times for 273 yards (45.5 avg., 31.7 net avg.), including two punts downed inside the 20 and a long of 61
- **12/4 vs. DEN:** Punted eight times for 369 yards (46.1 avg., 41.1 net avg.), including a career-high-tying four downed inside the 20 and long of 65

- **12/11 vs. MIN:** Punted four times for 163 yards (40.8 avg., 38.5 net avg.), including one downed inside the 20
- **12/18 at HOU:** Punted six times for 315 yards (52.5 avg., 46.2 net avg.) including a long punt of 67 yards
- **12/24 vs. TEN:** Punted three times for 143 yards (47.7 avg., 48.3 net avg.)
- **1/1 at IND:** Punted four times for 188 yards (47.0 avg., 42.0 net avg.), landing three inside the 20-yard line

### 2015 (w/ CAR - 16/0, 3/0)

Played in all 16 games, including three playoff contests ... Season totals include 70 punts for 3,175 yards (45.4 avg.), including a 39.8 net average ... Downed 20 punts inside the 20

- **9/20 vs. HOU:** Punted five times for 377 yards for a season-best 53.9 average
- **11/15 at TEN:** Punted four times for a season-high 47.3 net average
- **02/07 vs. DEN:** Punted seven times for 315 yards (45.0 avg.) in Super Bowl 50

### 2014 (w/ CAR - 16/0, 2/0)

Played in all 16 games, including two postseason games ... Generated a gross average of 44.9 yards and net average of 36.5 yards with a career-high 26 punts inside the 20, five touchbacks, two blocks and a long of 72 yards on 72 punts ... Served as holder on extra points and field goals

- **10/19 at G.B.:** Compiled a season-high 53.9-yard gross average, the second highest of his career, on a season-high seven punts
- **11/16 vs. ATL:** Equaled second-longest punt in team history and matched career long with a 72-yard boot ... Produced a season-high 48.3-yard net average
- **1/3 vs. ARI:** Tied team record for the most punts inside the 20 in a postseason game with three

### 2013 (w/ CAR - 16/0, 1/0)

Played in all 16 games, including one playoff contest ... Set Carolina records with a gross average of 47.8 yards, which ranked second in the NFC and fourth in the NFL, and net average of 41.6 yards, which ranked fourth in the NFC and fifth in the NFL ... Punted 70 times with a career-high 25 inside the 20, five touchbacks and a career long of 72 yards

- **11/24 at MIA:** Established a Carolina single-game record with a 56.7-yard gross average on seven punts ... Uncorked a career-long 72-yard punt, matching the second-longest punt in team history
- **12/22 vs. N.O.:** Generated a season-high net average of 47.0 yards on a season-high eight punts with two inside the 20 ... Pinned the Saints at their 2-yard line and 3-yard line
- Named NFC Special Teams Player of the Month for December, compiling a 48.1 gross average and 44.0-yard net average with eight inside the 20 and had at least one punt longer than 50 yards in all five games

### 2012 (w/ CAR - 16/0)

Recorded a gross average of 43.0 yards and net average of 36.5 yards with 20 punts inside the 20, seven touchbacks, one block of 63 yards on 76 punts

- **10/7 vs. SEA:** Booted a career-long 63-yard punt
- **11/4 at WAS:** Landed a season-high three punts inside the 20
- **11/11 vs. DEN:** Produced a season-high 50.1-yard gross average on a career-high nine punts
- **12/23 vs. OAK:** Generated a season-high 48.3-yard net average

### COLLEGE (at Wisconsin, 2008-11)

- Played in 52 games, taking over the Badgers' punting duties as a freshman
- Generated gross average of 42.1 yards and net average of 36.7 yards with 69 punts inside the 20, 19 touchbacks, four blocks and long of 76 yards on 199 punts, the fourth most in school history
- Gross average ranks as the third highest in UW history
- Thirty five punts traveled more than 50 yards and 53 resulted in fair catches
- Majored in accounting

### PERSONAL

- Attended Central High School in Brookfield, Wis.
- Ranked as the No. 4 punter in the nation by Rivals.com and No. 8 by Scout.com
- Parents are William and Jane Nortman
- Married to wife, Lexi
- Twitter handle is @BradNortmanisms



# BRAD NORTMAN



## 2013 GAME-BY-GAME STATISTICS

DATE	OPP	PUNTS	YARDS	GROSS		NET				
				AVG.	FC	AVG.	IN 20	LG	BLK	
09/08	vs. Seattle	5	239	47.8	0	38.2	2	57	0	
09/15	at Buffalo	5	257	51.4	2	43.6	3	62	0	
09/22	vs. N.Y. Giants	2	97	48.5	0	38.5	0	49	0	
BYE WEEK										
10/06	at Arizona	4	195	48.8	0	38.8	1	63	0	
10/13	at Minnesota	3	99	33.0	2	33.0	3	34	0	
10/20	vs. St. Louis	3	154	51.3	0	42.7	1	56	0	
10/24	at Tampa Bay	4	216	43.2	1	42.0	3	59	0	
11/03	vs. Atlanta	3	128	42.7	1	37.3	2	57	0	
11/10	at San Francisco	7	320	45.7	0	37.9	2	65	0	
11/18	vs. New England	2	87	43.5	1	37.0	0	50	0	
11/24	at Miami	7	397	56.7	0	46.6	0	72	0	
12/01	vs. Tampa Bay	3	138	46.0	2	46.0	1	55	0	
12/08	at New Orleans	5	227	45.4	1	42.0	1	57	0	
12/15	vs. N.Y. Jets	2	92	46.0	0	46.0	1	52	0	
12/22	vs. New Orleans	8	406	50.8	1	47.0	2	60	0	
12/29	at Atlanta	6	292	48.7	2	39.7	3	64	0	
<b>2013 totals:</b>		<b>70</b>	<b>3,344</b>	<b>47.8</b>	<b>13</b>	<b>41.6</b>	<b>25</b>	<b>72</b>	<b>0</b>	
01/12	vs. San Francisco	2	84	42.0	2	42.0	1	51	0	
<b>Postseason totals:</b>		<b>2</b>	<b>84</b>	<b>42.0</b>	<b>2</b>	<b>42.0</b>	<b>1</b>	<b>51</b>	<b>0</b>	




## 2012 GAME-BY-GAME STATISTICS

DATE	OPP	PUNTS	YARDS	GROSS		NET				
				AVG.	FC	AVG.	IN 20	LG	BLK	
09/09	at Tampa Bay	5	199	39.8	3	33.2	2	47	1	
09/16	vs. New Orleans	5	229	45.8	1	35.8	2	58	0	
09/20	vs. N.Y. Giants	3	125	41.7	1	33.0	1	44	0	
09/30	at Atlanta	6	271	45.2	3	42.3	2	49	0	
10/07	vs. Seattle	7	318	45.4	0	39.9	2	63	0	
BYE WEEK										
10/21	vs. Dallas	6	248	41.3	2	38.5	2	55	0	
10/28	at Chicago	3	77	25.7	0	22.0	0	36	0	
11/04	at Washington	5	161	32.2	0	33.0	3	49	0	
11/11	vs. Denver	9	451	50.1	1	36.2	1	59	0	
11/18	vs. Tampa Bay	6	274	45.7	1	39.8	1	55	0	
11/26	at Philadelphia	5	188	37.6	3	31.2	0	44	0	
12/02	at Kansas City	4	184	46.0	2	39.5	1	51	0	
12/09	vs. Atlanta	2	88	44.0	1	34.0	1	58	0	
12/16	at San Diego	4	158	39.5	2	28.8	1	44	0	
12/23	vs. Oakland	4	195	48.8	0	48.3	1	55	0	
12/30	at New Orleans	2	101	50.5	0	41.0	0	54	0	
<b>2012 totals:</b>		<b>76</b>	<b>3,267</b>	<b>43.0</b>	<b>7</b>	<b>37.0</b>	<b>20</b>	<b>63</b>	<b>1</b>	

# PATRICK OMAMEH

## 77 PATRICK OMAMEH

OFFENSIVE LINEMAN  
6-4 327 LBS.  
MICHIGAN  
BORN DECEMBER 29, 1989  
COLUMBUS, OHIO  
ACQ: FREE AGENT 2016  
EXP: 5TH YEAR



### TRANSACTIONS

Originally signed with San Francisco as an undrafted rookie on 5/7/13 ... Signed by Tampa Bay from San Francisco's practice squad on 10/11/13 ... Waived by Tampa Bay on 9/4/15 ... Claimed off waivers by Chicago on 9/6/15 ... Signed with Jacksonville as a free agent on 6/2/16 ... Placed on injured reserve on 11/21/16

### PRO (Games played/started - 51/42)

- Fifth-year OG has spent time with Tampa Bay, Chicago and Jacksonville
- Began career as an undrafted free agent with San Francisco in 2013

### 2017 (w/ JAX - 11/11)

- **9/10 at HOU:** Started at LG and helped pave the way for the team to rush for 155 yards ... Did not allow a sack
- **9/17 vs. TEN:** Started at LG
- **9/24 vs. BAL:** Started at LG and helped the team rush for 166 yards and did not allow a sack
- **10/1 at NYJ:** Started at LG and helped the team rush for 175 yards
- **10/8 at PIT:** Started at LG and helped the team rush for 231 yards
- **10/15 vs LAR:** Started at LG and helped the team rush for 169 yards
- **10/22 at IND:** Started at LG and helped the team rush for 188 yards
- **11/5 vs. CIN:** Started at LG and helped the team rush for 149 yards ... Part of a unit that did not allow a sack for the third time this season
- **11/12 vs. LAC:** Started at LG and played through the first half, helping the team rush for 135 yards
- **11/19 at CLE:** Inactive (knee)
- **11/26 at ARI:** Inactive (knee)
- **12/3 vs. IND:** Inactive (knee)
- **12/10 vs. SEA:** Returned to the starting lineup at LG and helped the team rush for 156 yards and did not allow a sack
- **12/17 vs. HOU:** Started at LG and helped the team rush for 138 yards

### 2016 (w/ JAX - 10/7)

Placed on injured reserve on 11/21/16 after starting seven of 10 games played

- **9/11 vs. G.B.:** Played five snaps on special teams in Jaguars debut
- **9/18 at S.D.:** Saw action at LT after **Kelvin Beachum** exited the game in the third quarter
- **9/25 vs. BAL:** Saw action on special teams
- **10/2 vs. IND:** Started as an extra offensive lineman and then played 58 snaps at LG after **Luke Joeckel's** knee injury
- **10/16 at CHI:** Started at LG
- **10/23 vs. OAK:** Started at LG
- **10/27 at TEN:** Started at LG
- **11/6 at K.C.:** Started at LG, helping the team rush for a season-high 205 yards
- **11/13 vs. HOU:** Started at LG
- **11/20 at DET:** Started at LG before exiting the game with a foot injury

### 2015 (w/ CHI - 14/9)

Appeared in 14 games (9 starts) at RG

### 2014 (w/ T.B. - 16/16)

Started all 16 games at RG

- **9/7 vs. WAS:** Made NFL debut and his first career start
- **9/14 vs. STL:** Started at right guard helping pave the way for Bobby Rainey's 144-yard rushing day
- **12/28 vs. NO:** Helped pave the way for 183 rushing yards by the Buccaneers, the most the team had recorded since 2013 (11/17/13 vs. Atlanta)

### 2013 (w/ T.B. - 0/0)

Inactive all 16 games

### COLLEGE (at Michigan 2008-12)

- Started 41-of-45 games at Michigan (2008-12), including every game his final three seasons
- Earned first-team All-Big Ten honors as a senior
- Named to the 2012 Allstate AFCA Good Works Team

### PERSONAL

- Attended St. Francis De Sales High School (Columbus, Ohio)
- Earned first-team all-state honors as a senior
- Born Patrick Omameh on December 29, 1989 in Columbus, Ohio

# JAMES O'SHAUGHNESSY

## 80 JAMES O'SHAUGHNESSY

TIGHT END

6-4 245 LBS


ILLINOIS STATE

BORN JANUARY 14, 1992

NAPERVILLE, ILLINOIS

ACQ: WAIVERS (NEW ENGLAND) 2017

EXP: 3RD YEAR



### TRANSACTIONS

Originally drafted by Kansas City in the fifth round (173rd overall) in the 2015 NFL Draft ... Traded to New England with a 2017 sixth-round draft selection (216th overall) in exchange for a 2017 fifth-round draft selection (183rd overall) on 4/29/17 ... Waived by New England on 9/2/17 ... Signed by Jacksonville on 9/3/17

### PRO (Games played/started - 37/6, 1/0)

Appeared in 36 games over three seasons, recording 16 receptions for 181 yards

### 2017 (w/ JAX - 14/0)

- **9/10 at HOU:** Saw action at TE and recorded one reception for 18 yards and recorded one special teams tackle
- **9/17 vs. TEN:** Saw action at TE and on special teams
- **9/24 vs. BAL:** Recorded one reception for 12 yards
- **10/1 at NYJ:** Saw action at TE and on special teams
- **10/8 at PIT:** Saw action at TE and on special teams and recorded one solo special teams tackle
- **10/15 vs LAR:** Recorded two receptions for 11 yards
- **10/22 at IND:** Saw action at TE and on special teams
- **11/5 vs. CIN:** Recorded one reception for six yards
- **11/12 vs. LAC:** Saw action at TE and on special teams
- **11/19 at CLE:** Recorded one reception for 12 yards and saw action on special teams
- **11/26 at ARI:** Recorded one reception for seven yards
- **12/3 vs. IND:** Recorded one reception for 29 yards on a fake punt with P Brad Nortman throwing him the pass
- **12/10 vs. SEA:** Saw action at TE and on special teams
- **12/17 vs. HOU:** Recorded one reception for 15 yards

### 2016 (w/ K.C. - 16/3, 1/0)

Appeared in all 16 games, making three starts and recording two receptions for minus-one yard

### 2015 (w/ K.C. - 7/3)

Appeared in all 7 games, making three starts and recorded six receptions for 87 yards ... Was placed on injured/reserve on 11/17/15

### COLLEGE (at Illinois State, 2010-14)

- Played in 49 games with 37 starts, totaling 67 receptions for 1,170 yards and 14 TDs
- Earned All-Missouri Valley Football Conference second-team honors as a senior after totaling 29 receptions for 544 yards and nine TDs

### PERSONAL

- Attended Naperville North High School
- Three-year letterman

### REGULAR SEASON CAREER STATISTICS

YEAR	TEAM	GP/GS	NO	YDS	AVG	LG	TD
2015	KC	7/3	6	87	14.5	30	0
2016	KC	16/3	2	-1	-0.5	0	0
2017	JAX	14/0	9	110	12.2	29	0
<b>NFL totals: 3 yrs.</b>		<b>37/6</b>	<b>17</b>	<b>196</b>	<b>11.5</b>	<b>30</b>	<b>0</b>

### 2017 GAME-BY-GAME STATISTICS

DATE	OPP	RECs	YDS	AVG.	LG	TD
09/10	at Houston	1	18	18.0	18	0
09/17	vs. Tennessee	0	0	0.0	-	0
09/24	vs. Baltimore	1	12	12.0	12	0
10/01	at New York Jets	0	0	0.0	-	0
10/08	at Pittsburgh	0	0	0.0	-	0
10/15	vs. LA Rams	2	11	5.5	9	0
10/22	at Indianapolis	0	0	0.0	-	0
BYE WEEK						
11/05	vs. Cincinnati	1	6	6.0	6	0
11/12	vs. LA Chargers	0	0	0.0	-	0
11/19	at Cleveland	1	12	12.0	12	0
11/26	at Arizona	1	7	7.0	7	0
12/03	vs. Indianapolis	1	29	29.0	29	0
12/10	vs. Seattle	0	0	0.0	-	0
12/17	vs. Houston	1	15	15.0	15	0
12/24	at San Francisco					
12/31	at Tennessee					
<b>2017 totals:</b>		<b>9</b>	<b>110</b>	<b>12.2</b>	<b>29</b>	<b>0</b>


**Additional Statistics:** two special teams tackles

# JERMEY PARNELL

78

## JERMEY PARNELL

OFFENSIVE LINEMAN  
6-6 326 LBS.  
MISSISSIPPI  
BORN JULY 20, 1986  
BLYTHEVILLE, ARKANSAS  
ACQ: UFA (DALLAS) 2015  
EXP: 7TH YEAR



### TRANSACTIONS

Originally signed by New Orleans as an undrafted rookie on 5/4/09 ... Waived on 9/4/09 ... Signed by New Orleans to the practice squad on 9/6/09 ... Waived on 9/4/10 ... Claimed off waivers by Miami on 9/5/10 ... Waived on 9/25/10 ... Signed by New Orleans to the practice squad on 9/28/10 ... Signed by Dallas to the 53-man roster on 10/24/10 ... Signed by Jacksonville as an unrestricted free agent on 3/11/15

### PRO (Games played/started - 96/49, 2/2)

- Seventh-year OT spent time with New Orleans, Miami and Dallas before signing with Jacksonville on 3/11/15
- Blocked for NFL's leading rusher RB **DeMarco Murray** in 2014 and did not allow a sack at RT
- Began career as an undrafted free agent with New Orleans in 2009

### 2017 (w/ JAX - 11/11)

- **9/10 at HOU:** Started at RT and helped pave the way for the team to rush for 155 yards ... Did not allow a sack
- **9/17 vs. TEN:** Started at RT
- **9/24 vs. BAL:** Started at RT and helped the team rush for 166 yards and did not allow a sack
- **10/1 at NYJ:** Started at RT and helped the team rush for 175 yards
- **10/8 at PIT:** Started at RT and helped the team rush for 231 yards
- **10/15 vs LAR:** Started at RT and helped the team rush for 169 yards
- **10/22 at IND:** Started at RT and helped the team rush for 188 yards
- **11/5 vs. CIN:** Started at RT and helped the team rush for 149 yards ... Part of a unit that did not allow a sack for the third time this season
- **11/12 vs. LAC:** Inactive (knee)
- **11/19 at CLE:** Inactive (knee)
- **11/26 at ARI:** Inactive (knee)
- **12/3 vs. IND:** Started at RT
- **12/10 vs. SEA:** Started at RT and helped the team rush for 156 yards and did not allow a sack
- **12/17 vs. HOU:** Started at RT and helped the team rush for 138 yards

### 2016 (w/ JAX - 16/16)

Part of a unit that allowed the team's fewest sacks since 2007 (34)

- **9/11 vs. G.B.:** Started at RT in his 70th career game
- **9/18 at S.D.:** Started at RT
- **9/25 vs. BAL:** Started at RT
- **10/2 vs. IND:** Started at RT and played in all 72 offensive snaps, helping the team rush for 136 yards
- **10/16 at CHI:** Started at RT
- **10/23 vs. OAK:** Started at RT
- **10/27 at TEN:** Started at RT
- **11/6 at K.C.:** Started at RT, helping the team rush for a season-high 205 yards
- **11/13 vs. HOU:** Started at RT
- **11/20 at DET:** Started at RT and was part of an offensive line that did not allow a sack
- **11/27 at BUF:** Started at RT and helped the team rush for 183 yards
- **12/4 vs. DEN:** Started at RT and helped the team rush for 154 yards
- **12/11 vs. MIN:** Started at RT
- **12/18 at HOU:** Started at RT
- **12/24 vs. TEN:** Started at RT
- **1/1 at IND:** Started at RT, helping the team rush for 182 yards

### 2015 (w/ JAX - 15/15)

Played in 15 games with a career-high 15 starts at RT

- **9/13 vs. CAR:** Made his Jaguars debut at RT in team's season opener
- **9/20 vs. MIA:** Started at RT, helped the Jaguars rush for 123 yards and did not allow a sack
- **10/4 at IND:** Started at RT, helping RB **T.J. Yeldon** rush for 100+ yards
- **10/25 vs. BUF:** Started at RT, helping RB T.J. Yeldon rush for a season-high 115 yards
- **12/13 vs. IND:** Started at RT, helping the Jaguars rush for a season-high 154 yards

### 2014 (w/ DAL - 16/5, 2/2)

Appeared in all 16 games with a career-high five starts at RT ... Also saw time on special teams and as extra OL in jumbo packages ... Had only one penalty for five yards ... Did not allow a sack ... Part of OL that ranked ninth in the NFL with 30 sacks allowed ... Blocked for Pro Bowl QB **Tony Romo** who led NFL in passer rating (113.2), completion percentage (69.9) and yards-per-attempt (8.52) ... Part of OL that blocked for NFL rushing leader RB **DeMarco Murray** who set franchise record with 1,845 rushing yards and NFL-high 2,261 yard from scrimmage ... Cowboys finished season ranked second in rushing yards per game (147.1)

- **10/19 vs. NYG:** Made first start of the season in place of OL **Doug Free** and blocked for DeMarco Murray's seventh consecutive 100-yard game, the first player in NFL history with seven straight 100-yard games to open a season
- **1/4 vs. DET:** Made postseason debut with a start at RT

### 2013 (w/ DAL - 16/1)

Played in all 16 games for the second consecutive season and made one start ... Saw most of his action in jumbo packages and on special teams

### 2012 (w/ DAL - 16/1)

Saw action in all 16 games for the first time in his career ... Rotated series at RT with Doug Free for the last two months of the season

- **11/22 vs. WAS:** Made first career start

### 2011 (w/ DAL - 6/0)

Saw action in six games, mainly on special teams

### 2010 (w/ MIA - 0/0; w/ DAL - 0/0)

Spent the preseason with New Orleans before he was waived on final cuts ... Was claimed off waivers by Miami on Sept. 5 and waived on Sept. 25 ... Signed by New Orleans to practice squad on Sept. 28 before he was signed to Dallas' 53-man roster on Oct. 14 ... Was inactive for all 12 games with the Cowboys

### 2009 (w/ NO - ps)

Spent the entire regular season on New Orleans' practice squad after signing as a rookie free agent

### COLLEGE (at Mississippi, 2006-09)

- Played only one season of collegiate football
- Saw action as a senior for the first time since eighth grade and played in five games as a defensive lineman
- Was a four-year letterman for the Rebels basketball team
- Played in 30 games with seven starts as a senior, averaging 3.7 points and 3.3 rebounds while ranking second on the team with 22 blocked shots
- Majored in art

### PERSONAL

- Attended Gosnell High School in Arkansas
- Two-time first-team all-state selection in basketball
- Averaged 21 points, 13 rebounds, five assists and four blocks a game as a senior
- Played summer basketball in China in 2005 and 2006, and also played AAU for the Arkansas Wings



# TYLER PATMON

23

## TYLER PATMON



CORNERBACK

5-10 188 LBS

OKLAHOMA STATE

BORN JANUARY 26, 1991

ROUND ROCK, TEXAS

ACQ: FREE AGENT 2017

EXP: 3RD YEAR

### TRANSACTIONS

Signed as an undrafted rookie by Dallas on 5/21/14 ... Waived on 12/15/15 ... Signed by Miami to the practice squad on 12/17/15 ... Promoted to the active roster on 12/26/15 ... Waived on 7/31/16 ... Claimed off waivers by Tennessee on 8/1/16 ... Waived on 8/30/16 ... Signed by Kansas City to the practice squad on 10/20/16 ... Waived on 11/2/16 ... Signed by Kansas City to the practice squad on 11/8/16 ... Waived on 11/9/16 ... Signed by Carolina to the practice squad on 11/22/16 ... Promoted to the active roster on 1/2/17 ... Waived by Carolina 5/1/17 ... Signed by Jacksonville as a free agent on 5/22/17

### PRO (Games played/started - 35/2, 2/0)

Third-year CB has played in 34 games with two starts with Dallas and Miami

### 2017 (w/ JAX - 11/0)

- **9/10 at HOU:** Did not play
- **9/17 vs. TEN:** Did not play
- **9/24 vs. BAL:** Recorded two solo tackles
- **10/1 at NYJ:** Saw action on special teams
- **10/8 at PIT:** Saw action at CB and on special teams
- **10/15 vs LAR:** Saw action on special teams
- **10/22 at IND:** Saw action at CB
- **11/5 vs. CIN:** Inactive
- **11/12 vs. LAC:** Saw action at CB and on special teams
- **11/19 at CLE:** Assisted on one tackle and saw action on special teams
- **11/26 at ARI:** Saw action on special teams
- **12/3 vs. IND:** Saw action at CB and on special teams
- **12/10 vs. SEA:** Saw action at CB and on special teams
- **12/17 vs. HOU:** Saw action at CB and on special teams

### 2016 (w/ K.C. & CAR - ps)

Attended training camp with Tennessee and was waived during the preseason ... Had stints on the practice squads in Kansas City and Carolina ... Spent Weeks 7-8 and part of Week 10 on the Chiefs' practice squad and Weeks 12-17 on the Panthers' practice squad

### 2015 (w/ DAL - 11/2; w/ MIA - 2/0)

Played in 13 games with two starts with Dallas and Miami in addition to spending one game on the Dolphins' practice squad ... Totaled 15 tackles and six passes defended, all with the Cowboys

- **9/20 at PHI:** Made his first NFL start

### 2014 (w/ DAL - 11/0, 2/0)

Played in 11 regular-season contests and was inactive for five games ... Posted six tackles, one INT (returned for TD), one pass defended and contributed five special teams tackles ... Played in the NFC wild-card game versus Detroit and NFC divisional playoff at Green Bay

### COLLEGE (at Oklahoma State, 2013; Kansas, 2010-12)

- Finished career at Oklahoma State after transferring from Kansas following graduation with one season of eligibility remaining
- Totaled 176 tackles, 15.5 tackles for loss, seven INTs, 2.0 sacks, 31 passes defended, one forced fumble and two fumble recoveries in 48 games with 33 starts for the Cowboys and Jayhawks
- As a senior at OSU, played in 13 games and produced 30 tackles, four tackles for loss, one INT and tied for the team lead with nine passes defended along with one forced fumble and one fumble recovery (returned 78 yards for a TD)

### PERSONAL

- Attended Vista Ridge High School in Cedar Park, Texas

### REGULAR SEASON CAREER STATISTICS

DATE	TEAM	GP/GS	TKL	SOLO	ASST	TFL	SACKS	ST	FF	FR	INT	PD
2014	DAL	11/0	8	7	1	0	0.0	0	0	0	1	1
2015	DAL	11/2	13	11	2	0	0.0	0	0	0	0	6
2015	DET	2/0	0	0	0	0	0.0	0	0	0	0	0
2016	K.C./CAR					ps						
2017	JAX	11/0	3	2	1	0	0.0	0	0	0	0	0
<b>NFL totals:</b>		<b>3 yrs. 35/2</b>	<b>2</b>	<b>20</b>	<b>4</b>	<b>0</b>	<b>0.0</b>	<b>0</b>	<b>0</b>	<b>0</b>	<b>1</b>	<b>7</b>

**Additional statistics:** two kick returns for 26 yards in 2015 with Dallas

### CAREER HIGHS

	GAME	SEASON
<b>Tackles:</b>	6 (12/29/13 at N.E.)	23 (2014)
<b>Sacks:</b>	1.0 (fives times; last: 9/27/15 at MIA)	3.0 (2014)
<b>Forced fumbles:</b>	1 (two times, last: 9/27/15 at MIA)	1 (2013, '14)
<b>Fumble recoveries:</b>	1 (10/26/14 at NYJ)	1 (2014)

### 2017 GAME-BY-GAME STATISTICS

DATE	OPP	TKL	SOLO	ASST	ST	SACKS	FF	FR	PD	INT
09/10	at Houston					DNP				
09/17	vs. Tennessee					DNP				
09/24	vs. Baltimore	2	2	0	0	0.0	0	0	0	0
10/01	at New York Jets	0	0	0	0	0.0	0	0	0	0
10/08	at Pittsburgh	0	0	0	0	0.0	0	0	0	0
10/15	vs. LA Rams	0	0	0	0	0.0	0	0	0	0
10/22	at Indianapolis	0	0	0	0	0.0	0	0	0	0
	BYE WEEK									
11/05	vs. Cincinnati					Inactive				
11/12	vs. LA Chargers	0	0	0	0	0.0	0	0	0	0
11/19	at Cleveland	1	0	1	0	0.0	0	0	0	0
11/26	at Arizona	0	0	0	0	0.0	0	0	0	0
12/03	vs. Indianapolis	0	0	0	0	0.0	0	0	0	0
12/10	vs. Seattle	0	0	0	0	0.0	0	0	0	0
12/17	vs. Houston	0	0	0	0	0.0	0	0	0	0
12/24	at San Francisco									
12/31	at Tennessee									
<b>2017 totals:</b>		<b>3</b>	<b>2</b>	<b>1</b>	<b>0</b>	<b>0.0</b>	<b>0</b>	<b>0</b>	<b>0</b>	<b>0</b>

# DONALD PAYNE

52

## DONALD PAYNE



LINEBACKER

5-11 217 LBS

STETSON UNIVERSITY

BORN JULY 12, 1994

FAYETTEVILLE, GEORGIA

ACQ: WAIVERS (BALTIMORE) 2017

EXP: ROOKIE

### TRANSACTIONS

Originally signed by Baltimore as an undrafted free agent on 4/29/17 ... Waived by Baltimore on 9/2/17 ... Signed by Jacksonville on 9/3/17

### PRO (Games played/started - 11/0)

Spent offseason program and training camp with the Baltimore Ravens before being claimed off waivers by Jacksonville

### 2017 (w/ JAX - 11/0)

Team-leading 10 special team tackles

- **9/10 at HOU:** Saw action on special teams and recorded one solo special teams tackle
- **9/17 vs. TEN:** Saw action on special teams
- **9/24 vs. BAL:** Saw action on special teams
- **10/1 at NYJ:** Did not play
- **10/8 at PIT:** Saw action on special teams
- **10/15 vs LAR:** Inactive
- **10/22 at IND:** Saw action on special teams and recorded two special teams tackles (one solo)
- **11/5 vs. CIN:** Recorded one solo special teams tackle
- **11/12 vs. LAC:** Led the team with three solo special teams tackles
- **11/19 at CLE:** Recorded one solo special teams tackle before leaving the game with a hamstring injury and not returning
- **11/26 at ARI:** Inactive (hamstring)
- **12/3 vs. IND:** Saw action on special teams
- **12/10 vs. SEA:** Recorded one solo special teams tackle
- **12/17 vs. HOU:** Recorded one solo special teams tackle

### COLLEGE (at Stetson University, 2013-16)

- Three-time Defensive Player of the Year in the Pioneer Football League
- Played in 44 career games and totaled 538 tackles (344 solo), nine INTs, 14.0 sacks, 65.5 tackles for a loss, 42 passes defensed, seven forced fumbles, eight fumble recoveries and three blocked kicks
- 2013 Pioneer Football League Defensive Rookie of the Year

### PERSONAL

- Attended Landmark Christian (Fayetteville, Ga.) where he was first team All-State as a senior and was also named first team All-Region his final three years

### REGULAR SEASON CAREER STATISTICS

YEAR	TEAM	GP/GS	TKL	SOLO	ASST	ST	SACKS	FF	FR	PD
2017	JAX	11/0	0	0	0	10	0.0	0	0	0
<b>NFL totals: 1 yr.</b>		<b>11/0</b>	<b>0</b>	<b>0</b>	<b>0</b>	<b>10</b>	<b>0.0</b>	<b>0</b>	<b>0</b>	<b>0</b>


### 2017 GAME-BY-GAME STATISTICS

DATE	OPP	TKL	SOLO	ASST	TFL	SACKS	ST	FF	FR	INT	PD
09/10	at Houston	0	0	0	0	0.0	1	0	0	0	0
09/17	vs. Tennessee	0	0	0	0	0.0	0	0	0	0	0
09/24	vs. Baltimore	0	0	0	0	0.0	0	0	0	0	0
10/01	at New York Jets				DNP						
10/08	at Pittsburgh	0	0	0	0	0.0	0	0	0	0	0
10/15	vs. LA Rams				Inactive						
10/22	at Indianapolis	0	0	0	0	0	2	0	0	0	0
	BYE WEEK										
11/05	vs. Cincinnati	0	0	0	0	0	1	0	0	0	0
11/12	vs. LA Chargers	0	0	0	0	0	3	0	0	0	0
11/19	at Cleveland	0	0	0	0	0	1	0	0	0	0
11/26	at Arizona				Inactive						
12/03	vs. Indianapolis	0	0	0	0	0	0	0	0	0	0
12/10	vs. Seattle	0	0	0	0	0	1	0	0	0	0
12/17	vs. Houston	0	0	0	0	0	1	0	0	0	0
12/24	at San Francisco										
12/31	at Tennessee										
<b>2017 totals:</b>		<b>0</b>	<b>0</b>	<b>0</b>	<b>0</b>	<b>0.0</b>	<b>10</b>	<b>0</b>	<b>0</b>	<b>0</b>	<b>0</b>

# CARROLL PHILLIPS

## 59 CARROLL PHILLIPS

DEFENSIVE END  
6-3 242 LBS  
ILLINOIS  
BORN SEPTEMBER 2, 1992  
MIAMI, FLORIDA  
ACQ: FREE AGENT 2017  
EXP: ROOKIE



### TRANSACTIONS

Originally signed by Jacksonville as an undrafted free agent on 5/1/17 ... Waived by Jacksonville on 9/2/17 ... Signed to the practice squad by Jacksonville on 9/4/17 ... Promoted to the active roster on 12/2/17

### PRO (Games played/started - 3/0)

Rookie DE spent the 2017 training camp with Jacksonville and was signed to the practice squad before the start of the regular season

### 2017 (w/ JAX - 3/0)

- Spent the first 12 weeks of the season on the team's practice squad
- **12/3 vs. IND:** Made his NFL debut and saw action on special teams
  - **12/10 vs. SEA:** Saw action on special teams
  - **12/17 vs. HOU:** Saw action on special teams

### COLLEGE (at Illinois, 2014-16)

- Saw action in 31 career games and totaled 88 tackles (47 solo), 25.5 tackles for a loss, 12.0 sacks and three fumble recoveries
- In 2016, he recorded 56 tackles (30 solo), 20.0 tackles for a loss and nine sacks
- Named to the All-Big Ten first team (media), the first Illinois first-team selection since 2011

### PERSONAL

- Attended Miami Central High School and was a three-star recruit by ESPN.com, Rivals and 247Sports
- Helped lead Miami Central to 2010 Florida Class 6A state championship with a 14-1 record

### REGULAR SEASON CAREER STATISTICS

YEAR	TEAM	GP/GS	TKL	SOLO	ASST	ST	SACKS	FF	FR	PD
2017	JAX	3/0	0	0	0	0	0.0	0	0	0
<b>NFL totals: 1 yr.</b>		<b>3/0</b>	<b>0</b>	<b>0</b>	<b>0</b>	<b>0</b>	<b>0.0</b>	<b>0</b>	<b>0</b>	<b>0</b>


### 2017 GAME-BY-GAME STATISTICS

DATE	OPP	TKL	SOLO	ASST	TFL	SACKS	ST	FF	FR	INT	PD
09/10	at Houston				ps						
09/17	vs. Tennessee				ps						
09/24	vs. Baltimore				ps						
10/01	at New York Jets				ps						
10/08	at Pittsburgh				ps						
10/15	vs. LA Rams				ps						
10/22	at Indianapolis				ps						
	BYE WEEK										
11/05	vs. Cincinnati				ps						
11/12	vs. LA Chargers				ps						
11/19	at Cleveland				ps						
11/26	at Arizona				ps						
12/03	vs. Indianapolis	0	0	0	0	0.0	0	0	0	0	0
12/10	vs. Seattle	0	0	0	0	0.0	0	0	0	0	0
12/17	vs. Houston	0	0	0	0	0.0	0	0	0	0	0
12/24	at San Francisco										
12/31	at Tennessee										
<b>2017 totals:</b>		<b>0</b>	<b>0</b>	<b>0</b>	<b>0</b>	<b>0.0</b>	<b>0</b>	<b>0</b>	<b>0</b>	<b>0</b>	<b>0</b>

# LARRY PINKARD

18

## LARRY PINKARD



WIDE RECEIVER

6-0 196 LBS

OLD DOMINION

BORN FEBRUARY 25, 1992

WASHINGTON D.C.

ACQ: FREE AGENT 2017

EXP: 1ST YEAR

### TRANSACTIONS

Originally signed by Green Bay as undrafted rookie on 5/28/15 ... Waived by Green Bay on 9/5/15 ... Signed by Oakland to the practice squad on 12/15/15 ... Signed by Jacksonville on 4/17/17 ... Waived on 9/1/17 ... Signed to the practice squad by Jacksonville on 9/12/17 ... Activated to the 53-man roster on 11/18/17

### PRO (Games played/started - 5/0)

• First-year WR has spent time on the practice squad with Green Bay, Oakland and Jacksonville

### 2017 (w/ JAX - 5/0)

- **11/19 at CLE:** Made his NFL and Jaguars debut and recorded one solo special teams tackle and saw action at WR
- **11/26 at ARI:** Saw action on special teams
- **12/3 vs. IND:** Saw action at WR and on special teams
- **12/10 vs. SEA:** Recorded his first career reception for five yards and later left the game with a concussion and did not return
- **12/17 vs. HOU:** Inactive (concussion)

### COLLEGE (at Old Dominion, 2010-13)

- His 160 career receptions are third most in school history and his 2,338 receiving yards are second in school history
- In 2013, started all 12 games at wide receiver and led the team with 68 receptions for 1,020 yards and nine touchdowns
- His 68 receptions were the second most in a single-season by a receiver and he is just the second ODU receiver to record a 1,000-yard season
- Had 55 receptions for 830 yards and seven touchdowns in 2012, which was third on the team in receiving yards and tied for second in touchdowns

### PERSONAL

- Attended Ballou High School (Washington D.C.) and was second-team All-Met and All-District DCIAA East Offense
- Son of Larry Green and Michele Pinkard-Green and also has two sisters, Lashelle and LaTonya, and two brothers, Jacqua and Ayinde

### REGULAR SEASON CAREER STATISTICS

YEAR	TEAM	GP/GS	RECs	YDS	AVG.	LG	TD
2017	JAX	4/0	1	5	5.0	5	0
NFL totals: 1 yr.		4/0	1	5	5.0	5	0

### 2017 GAME-BY-GAME STATISTICS

DATE	OPP	RECs	YDS	AVG.	LG	TD
09/10	at Houston			ps		
09/17	vs. Tennessee			ps		
09/24	vs. Baltimore			ps		
10/01	at New York Jets			ps		
10/08	at Pittsburgh			ps		
10/15	vs. LA Rams			ps		
10/22	at Indianapolis			ps		
BYE WEEK						
11/05	vs. Cincinnati			ps		
11/12	vs. LA Chargers			ps		
11/19	at Cleveland	0	0	0.0	-	0
11/26	at Arizona	0	0	0.0	-	0
12/03	vs. Indianapolis	0	0	0.0	-	0
12/10	vs. Seattle	1	5	5.0	5	0
12/17	vs. Houston			Inactive		
12/24	at San Francisco					
12/31	at Tennessee					
<b>2017 totals:</b>		<b>1</b>	<b>5</b>	<b>5.0</b>	<b>5</b>	<b>0</b>

**Additional statistics:** one special teams tackle

# WILLIAM POEHLS

[75]

## WILLIAM POEHLS

OFFENSIVE LINEMAN

6-8 344 LBS

MONTANA

BORN NOVEMBER 27, 1991

CHANDLER, ARIZONA

ACQ: WAIVERS (CHICAGO) 2017

EXP: 1ST YEAR



### TRANSACTIONS

Originally signed with Tennessee as an undrafted free agent on 5/16/14 ... Waived on 8/30/14 ... Signed to the practice squad by Tennessee on 9/1/14 ... Waived on 9/5/15 ... Signed to the practice squad by Tennessee on 9/7/15 ... Waived by Tennessee on 9/3/16 ... Signed to the practice squad by Buffalo on 9/19/16 ... Released from practice squad by Buffalo on 10/27/16 ... Signed to the practice by Chicago on 11/2/16 ... Waived by Chicago on 9/2/17 ... Signed by Jacksonville on 9/3/17

### PRO (Games played/started - 0/0)

Has spent time on Tennessee's, Buffalo's and Chicago's practice squad

### 2017 (w/ JAX - 0/0)

- 9/10 at HOU: Inactive
- 9/17 vs. TEN: Inactive
- 9/24 vs. BAL: Inactive
- 10/1 at NYJ: Inactive
- 10/8 at PIT: Inactive
- 10/15 vs LAR: Inactive
- 10/22 at IND: Inactive
- 11/5 vs. CIN: Inactive
- 11/12 vs. LAC: Inactive
- 11/19 at CLE: Inactive
- 11/26 at ARI: Inactive
- 12/3 vs. IND: Inactive
- 12/10 vs. SEA: Inactive
- 12/17 vs. HOU: Inactive

### COLLEGE (at Montana, 2010-13)

- Appeared in 45 career games with 27 starts
- Named a second-team All-Big Sky Conference selection his senior year

### PERSONAL

- Earned three letters in both football and wrestling and was a team captain in both sports at Chandler High School
- Named a 5A first-team all-state and all-region selection as a senior and all-region as a junior

# PAUL POSLUSZNY

51

## PAUL POSLUSZNY



LINEBACKER

6-2 232 LBS.


PENN STATE

BORN OCTOBER 10, 1984

ALTIQUIPPA, PENNSYLVANIA

ACQ: UFA (BUFFALO) 2011

EXP: 11TH YEAR



### TRANSACTIONS

Originally drafted by Buffalo in the second round (34th overall) of the 2007 draft ... Signed by Jacksonville as an unrestricted free agent on 7/29/11

### PRO (Games played/started - 143/139)

- 11th-year LB is in his sixth season with the Jaguars
- Has registered 964 tackles as a Jaguar, the second-most in franchise history
- Voted to Pro Bowl in 2013
- Owns two of the four highest tackle totals in Jaguars history as he compiled 192 tackles in 2011, the fourth-most for a season
- Selected as a defensive captain by his teammates for the 2017 season

### 2017 (w/ JAX - 14/10)

- **9/10 at HOU:** Started at MLB and recorded two tackles (one solo)
- **9/17 vs. TEN:** Recorded five tackles (four solo) and one tackle for a loss
- **9/24 vs. BAL:** Started at MLB and recorded three solo tackles, a tackle for a loss and a pass defended
- **10/1 at NYJ:** Started at MLB and recorded two tackles (one solo)
- **10/8 at PIT:** Started at MLB and recorded one solo tackle
- **10/15 vs LAR:** Started at MLB
- **10/22 at IND:** Saw action at LB and on special teams
- **11/5 vs. CIN:** Started at MLB and recorded two solo tackles
- **11/12 vs. LAC:** Recorded two solo tackles
- **11/19 at CLE:** Started at MLB and recorded five tackles (three solo)
- **11/26 at ARI:** Recorded six tackles (three solo) and one pass defended
- **12/3 vs. IND:** Started at MLB and recorded a season-high 14 tackles (10 solo), 1.5 sacks and two tackles for a loss
- **12/10 vs. SEA:** Started at MLB and recorded four solo tackles and two tackles for a loss
- **12/17 vs. HOU:** Saw action at LB and on special teams

### 2016 (w/ JAX - 16/16)

- Started and played all 16 games at MLB ... Led the team with 133 tackles (97 solo), the eighth time in the last nine seasons that he's tallied 100-plus tackles
- **9/11 vs. G.B.:** Made five tackles (four solo) at MLB in the team's season opener
  - **9/18 at S.D.:** Started at MLB and tallied a team-high 11 tackles (six solo)
  - **9/25 vs. BAL:** Posted a team-high 12 tackles (10 solo) and his 15th career INT
  - **10/2 vs. IND:** Started at MLB and recorded seven tackles (five solo) and a tackle for a loss ... Posted his second career multi-sack game (1.5 sacks)
  - **10/16 at CHI:** Led the team with 11 tackles (10 solo), including one tackle for loss
  - **10/23 vs. OAK:** Finished second on the team with eight tackles (seven solo), including one tackle for loss
  - **10/27 at TEN:** Finished third on the team with 10 tackles (six solo)
  - **11/6 at K.C.:** Led the team with 10 tackles (six solo) and registered one QB hit
  - **11/13 vs. HOU:** Started at MLB and tallied five tackles (four solo)
  - **11/20 at DET:** Started at MLB and made six tackles (five solo), including one tackle for loss
  - **11/27 at BUF:** Started at MLB and tallied six tackles (five solo), including two tackles for loss
  - **12/4 vs. DEN:** Started at MLB and made six solo tackles
  - **12/11 vs. MIN:** Started at MLB and made 10 tackles (eight solo), including one tackle for loss
  - **12/18 at HOU:** Started at MLB and recorded 11 tackles (five solo) ... With his seventh tackle of the game, Posluszny became the second Jaguar in team history to record 900 tackles, joining Daryl Smith (1,089) as the only two players to record at least 900 tackles in a Jaguars uniform
  - **12/24 vs. TEN:** Started at MLB and recorded a team-high nine tackles (seven solo) and one pass defended
  - **1/1 at IND:** Started at MLB and recorded five tackles (two solo), a tackle for a loss and one pass defended

### 2015 (w/ JAX - 14/14)

- Started and played in 14 games, missing two games because of ankle and hand injuries ... Led the team with 133 tackles (103 solo), the seventh time in the last eight seasons that he's tallied 100+ tackles ... Tied for the team lead (LB **Telvin Smith**) with 13 tackles for loss, the most by a Jaguars LB since LB **Kevin Hardy's** 13 tackles for loss in 1999 ... Tied a career-high with three INTs
- **9/13 vs. CAR:** In his 100th game and start, made nine tackles (eight solo) and recorded a 19-yard interception return in the second quarter

- **9/20 vs. MIA:** Made seven solo tackles and registered one QB hurry
- **9/27 at N.E.:** Made a game-high 18 tackles (14 solo)
- **10/18 vs. HOU:** Made 10 tackles (nine solo), including two tackles for loss
- **10/25 vs. BUF:** Made seven tackles (six solo), including one tackle for loss ... Added his 13th career interception
- **11/8 at NYJ:** Made seven tackles (three solo), including one tackle for loss
- **11/15 at BAL:** Was second on the team with 10 tackles (six solo) and recorded one pass defended
- **11/29 vs. S.D.:** Led the team with 11 tackles (11 solo), including a season-high three tackles for loss
- **12/6 at TEN:** Led the team with 13 tackles (10 solo), including two tackles for loss ... Exited the game in the fourth quarter with a hand injury
- **12/20 vs. ATL:** Tallied a team-high 10 tackles (nine solo), including two tackles for loss, one interception and one pass defended
- **12/27 at N.O.:** Posted nine tackles (seven solo), and 1.0 sack and one pass defended
- **1/3 at HOU:** Started at MLB and made 10 tackles (four solo)

### 2014 (w/ JAX - 7/7)

- Started the first seven games at MLB before suffering a season-ending torn pectoral muscle on Oct. 19 vs. Cleveland ... Ranked fifth on the club with 69 tackles (47 solo), two sacks, one pass defended, two tackles for loss, three QB hits and one fumble recovery
- **9/7 at PHI:** Started at MLB in season-opener and paced team with 12 tackles (11 solo) ... Left the game in the third quarter with a knee injury but returned to the game
  - **9/14 at WAS:** Ranked second on the team with seven tackles (four solo)
  - **9/21 at IND:** Led team with 11 tackles (seven solo)
  - **9/28 at S.D.:** Registered a game-high 11 tackles (9 solo)
  - **10/5 vs. PIT:** Totaled a team-high 12 tackles (nine solo) along with one sack, one tackle for loss, one QB hit and a pass defended
  - **10/19 vs. CLE:** Registered a game-high 12 tackles (five solo) along with one sack, one tackle for loss, one QB hit and one fumble recovery ... Suffered a torn pectoral muscle in the second half
  - **10/21:** Placed on injured reserve

### 2013 (w/ JAX - 15/15)

- Replaced injured LB **NaVarro Bowman** on the Pro Bowl roster ... Started 15 games at LB and led the Jaguars for the third consecutive season with 161 tackles (121 solo) and tied for team lead with two INTs ... The 161 tackles ranked second in the NFL ... Added a career-high 3.0 sacks and 10 passes defended along with six tackles for loss, two forced fumbles, one fumble recovery and seven QB pressures ... Played 1,038 snaps, the second-most on the team
- **9/15 at OAK:** Posted nine tackles, one sack, one QB hit and one pass defended ... Sacked QB **Terrelle Pryor** in the fourth quarter
  - **9/22 at SEA:** Registered a game-high 12 tackles (five solo) along with an INT, one tackle for loss and one pass defended ... Intercepted QB **Russell Wilson** in the third quarter to set up a Jaguars TD
  - **10/13 at DEN:** Intercepted QB **Peyton Manning** with 36 seconds remaining in the first half and returned it 59 yards for his first career TD ... Marked the fourth-longest return in team history and longest by a LB
  - **10/20 vs. S.D.:** Totaled a season-high 14 tackles (13 solo)
  - **10/27 vs. S.F.:** Made a team-high 12 tackles (10 solo)
  - **11/10 at TEN:** Forced a fumble of RB **Chris Johnson** on the first play from scrimmage and recovered it to set up a Jaguars TD
  - **11/17 vs. ARI:** Inactive (concussion), marking first missed game as a Jaguar
  - **11/24 at HOU:** Returned to the lineup and posted a game-high 14 tackles (11 solo) along with two tackles for loss, one QB hit and one pass defended
  - **12/1 at CLE:** Paced team with 11 tackles (seven solo), two tackles for loss, a half sack, one QB hit and one pass defended. Split a sack with DE **Jason Babin** in the third quarter
  - **12/5 vs. HOU:** Posted double-digit tackles for the third straight game, finishing with a team-high 13 stops (10 solo) along with one tackle for loss and one QB hit
  - **12/15 vs. BUF:** Led team with 13 tackles (nine solo) including a sack of QB **E.J. Manuel** in the first quarter ... Set single-season career-high for sacks (2.5)
  - **12/22 vs. TEN:** Tallied a game-high 13 tackles (10 solo), his fifth straight game with double-digit tackles ... Split a sack of QB **Ryan Fitzpatrick** with DT **Abry Jones** in the first quarter

### 2012 (w/ JAX - 16/16)

- Started all 16 games for the second consecutive season and third time overall ... Led team with a single-season franchise record 231 tackles, surpassing the previous mark of 230 set by LB **Hardy Nickerson** in 2001 ... Matched his career-high two sacks and three INTs ... Added two forced fumbles and four passes defended ... Had double-digit tackles in 15 of 16 games
- **9/9 at MIN:** Registered 16 tackles (10 solo) with one tackle for loss
  - **9/16 vs. HOU:** Logged 17 tackles (10 solo) with one tackle for loss
  - **9/23 at IND:** Intercepted a QB **Andrew Luck** pass in the third quarter and returned it 13 yards before a lateral to S **Dawan Landry** added nine yards
  - **11/4 vs. DET:** Led team with 17 tackles (12 solo)
  - **11/18 at HOU:** Forced an RB **Arian Foster** fumble in the third quarter, intercepted QB **Matt Schaub** in the fourth quarter and finished with a team-high 18 tackles

# PAUL POSLUSZNY

- **11/25 vs. TEN:** Caused a RB **Chris Johnson** fumble in the fourth quarter
- **12/2 at BUF:** Intercepted QB **Ryan Fitzpatrick** in the second quarter and made a team-high 13 tackles (five solo) with two QB pressures
- **12/9 vs. NYJ:** Totaled a team-high 17 tackles (10 solo)
- **12/16 at MIA:** Registered a career-high 21 tackles (15 solo), tied for the fifth-most in franchise history
- **12/23 vs. N.E.:** Had 11 tackles (eight solo) with two QB pressures
- **12/30 at TEN:** Totaled 13 tackles (nine solo) with a career-high two sacks, two tackles for loss and one pass defended

## 2011 (w/ JAX - 16/16)

Started all 16 games at MLB in his first season with the Jaguars ... Led club with 192 tackles (132 solo) and ranked second with nine tackles for loss ... The 192 tackles ranked as second-most in franchise history and marked his fourth straight season with 100-plus tackles ... Tied for the team-lead with two INTs ... Added seven QB pressures, one forced fumble, two passes defended and two sacks ... Played major role on defense that ranked sixth in the NFL (313.0-yard average), the highest ranking for the club since 2006 (2nd) ... Recorded double-digit tackles in 11 of 16 games

- **9/11 vs. TEN:** Did not miss a snap and had four tackles and one pass defended in his Jaguars debut
- **9/18 at NYJ:** Led team with 14 tackles
- **10/2 vs. N.O.:** Posted a team-high 16 tackles (13 solo) along with one sack, one tackle for loss and one pass defended
- **10/9 vs. CIN:** Tallied a team-high 15 tackles while not missing a snap
- **10/16 at PIT:** Returned to home state and registered a career-high 19 tackles and one tackle for loss
- **10/30 at HOU:** Paced team with 15 tackles (eight solo), one tackle for loss and one QB pressure
- **11/13 at IND:** Intercepted QB **Curtis Painter** in the fourth quarter and split a sack with DL **John Chick** of Painter in the second quarter ... Totaled 11 tackles (eight solo) and one tackle for loss
- **11/20 at CLE:** Split a sack with DL **Matt Roth** in the third quarter and led team with 13 tackles (six solo)
- **11/27 vs. HOU:** Forced a fumble by RB **Arian Foster** in the first quarter that was scooped up by CB **Ashton Youtboty** and returned 38 yards for a TD
- **12/11 vs. T.B.:** Intercepted QB **Josh Freeman** in the third quarter and paced team with 12 tackles
- **1/1 vs. IND:** Compiled six tackles before leaving game with a shoulder injury

## 2010 (w/ BUF - 14/14)

Started 13 games at MLB ... Led team with career-high 140 tackles (95 solo) along with a career-high two sacks, five QB pressures and three passes defended ... Had eight double-digit tackle games

- **9/12 vs. MIA:** Opened season with eight tackles, one tackle for loss and second career sack
- **10/10 vs. JAX:** Led team with 13 tackles
- **10/31 at K.C.:** Registered a career-high 18 tackles along with one QB hit and one pass defended
- **12/5 at MIN:** Paced team with 15 tackles including two tackles for loss and a sack

## 2009 (w/ BUF - 12/12)

Started 12 games at MLB ... Voted team captain ... Totaled 115 tackles (92 solo), one sack, three INTs, four passes defended and three forced fumbles ... Tied for second among NFL LBs with three INTs and was first Bills LB with three INTs in a season since 2006

- **10/18 at NYJ:** Returned from injury and recorded nine tackles, one tackle for loss, one QB hit and an INT ... Intercepted QB **Mark Sanchez** in overtime which led to the game-winning FG
- **11/1 vs. HOU:** Forced a fumble and accumulated nine tackles
- **12/3 vs. NYJ:** Recorded first career sack which included a forced fumble
- **12/20 vs. N.E.:** Tied for a team-high with nine tackles on and had an INT in the first quarter ... Became first Bills LB to post INTs in consecutive games since LB **Bryce Paup** in 1995

## 2008 (w/ BUF - 16/16)

Started all 16 games ... Led team with 129 tackles (90 solo) ... Added four QB pressures, one INT, seven passes defended, one forced fumble and one fumble recovery

- **9/7 vs. SEA:** Opened season with seven tackles
- **9/14 vs. OAK:** Recovered first career fumble
- **9/28 at STL:** Led the team in tackles with 12
- **10/26 at MIA:** Recorded first career forced fumble
- **12/14 at NYJ:** Registered first career INT

## 2007 (w/ BUF - 3/3)

Started three games as a rookie before suffering a season-ending forearm injury in week three ... Became first Bills rookie MLB to start the season-opener since Shane Conlan in 1987

- **9/9 vs. DEN:** Started first career game and tied for team lead with 11 tackles
- **9/16 at PIT:** Led team in tackles with 12
- **9/23 at N.E.:** Totaled three tackles before leaving game with an arm injury

## COLLEGE (at Penn State, 2003-06)

- Finished career with a school-record 372 tackles
- Started 37 of 44 games
- First player ever to record 100-plus tackles three times in a college career
- Two-time winner of the Bednarik Award for best defensive player in the nation, joining Pat Fitzgerald of Northwestern as the only players to win the award twice
- Won Dick Butkus Award for nation's top LB as a junior
- Selected as first-team All-America by the Associated Press, Walter Camp, and the NFL Draft Report
- Graduated in three and a half years with a degree in finance

## PERSONAL

- Married (Elizabeth Johnson) with two daughters, London Noelle and Scarlett Rue
- Attended Hopewell High (Pa.) where he lettered in football, basketball and baseball
- Led team to WPIAL and Pennsylvania Class AAA championships as a senior
- Served as team captain
- Totaled 88 tackles and six sacks at LB and set school records with 1,575 rushing yards and 15 TDs as RB
- Named Pittsburgh Post-Gazette, Pittsburgh Tribune-Review and Pittsburgh Athletic Association Player of the Year as senior
- Graduated 17th in his class of 220 with a 3.8 GPA
- Went on a 10-day trip to Iraq to visit military troops in January 2008
- Brother, Stan, played baseball at West Virginia
- Younger brother, David, played football at Notre Dame
- Interned at UBS Financial Services in Pittsburgh during 2010 offseason
- Full name: Paul Michael Posluszny, pronounced puz-LUZ-nee.



## REGULAR SEASON CAREER STATISTICS

YEAR	TEAM	GP/GS	TKL	SOLO	ASST	ST	SACKS	FF	FR	PD
2007	BUF	3/3	26	20	6	1	0.0	0	0	0
2008	BUF	16/16	129	90	39	0	0.0	1	1	7
2009	BUF	12/12	110	87	23	0	1.0	3	0	4
2010	BUF	14/14	151	103	48	0	2.0	0	0	3
2011	JAX	16/16	192*	132*	*60	0	2.0	1	0	2
2012	JAX	16/16	231*	152*	79	0	2.0	2	0	4
2013	JAX	15/15	161*	121*	40	0	3.0	1	1	9
2014	JAX	7/7	69	47	22	0	2.0	0	1	1
2015	JAX	14/14	133*	103*	30	0	1.0	0	0	6
2016	JAX	16/16	133*	97	36	0	1.5	0	0	3
2017	JAX	14/10	46	34	12	0	1.5	0	0	2
<b>NFL totals:</b>		<b>11 yrs. 143/139</b>	<b>1,367</b>	<b>976</b>	<b>391</b>	<b>1</b>	<b>16.0</b>	<b>8</b>	<b>3</b>	<b>41</b>

\* team leader

## INTERCEPTIONS

YEAR	TEAM	NO	YDS	AVG	LG	TD
2007	BUF	0	0	0.0	0	0
2008	BUF	1	9	9.0	9	0
2009	BUF	3	20	6.7	17	0
2010	BUF	0	0	0.0	0	0
2011	JAX	2	2	1.0	2	0
2012	JAX	3	20	6.7	13	0
2013	JAX	2	69	34.5	59t	1
2014	JAX	0	0	0.0	0	0
2015	JAX	3	25	8.3	19	0
2016	JAX	1	0	0.0	0	0
2017	JAX	0	0	0.0	0	0
<b>NFL totals:</b>		<b>15</b>	<b>145</b>	<b>11.6</b>	<b>59t</b>	<b>1</b>



## CAREER HIGHS

	GAME	SEASON
<b>Tackles:</b>	21 (12/16/12 vs. MIA)	231 (2012)
<b>Sacks:</b>	2.0 (12/30/12 at TEN)	3.0 (2013)
<b>Forced fumbles:</b>	1 (eight times, last: 11/10/13 at TEN)	3 (2009)
<b>Fumble recoveries:</b>	1 (three times, last: 10/19/14 vs. CLE)	1 (2008, 2013-14)
<b>Passes defended:</b>	3 (10/6/13 at STL)	9 (2013)
<b>Interceptions:</b>	1 (15 times, last: 9/25/16 vs. BAL)	3 (2009, 12, 15)





# PAUL POSLUSZNY

## 2011 GAME-BY-GAME STATISTICS

DATE	OPP	TKL	SOLO	ASST	TFL	SACKS	ST	FF	FR	INT	PD
09/11	vs. Tennessee	4	3	1	0	0.0	0	0	0	0	1
09/18	at N.Y. Jets	14	11	3	0	0.0	0	0	0	0	0
09/25	at Carolina	12	8	4	1	0.0	0	0	0	0	0
10/02	vs. New Orleans	16	13	3	1	1.0	0	0	0	0	1
10/09	vs. Cincinnati	15	10	5	0	0.0	0	0	0	0	0
10/16	at Pittsburgh	19	16	3	1	0.0	0	0	0	0	0
10/24	vs. Baltimore	5	5	0	1	0.0	0	0	0	0	0
10/30	at Houston	15	8	7	1	0.0	0	0	0	0	0
BYE WEEK											
11/13	at Indianapolis	11	8	3	1	0.5	0	0	0	1	0
11/20	at Cleveland	13	6	7	1	0.5	0	0	0	0	0
11/27	vs. Houston	14	8	6	2	0.0	0	1	0	0	0
12/05	vs. San Diego	14	11	3	0	0.0	0	0	0	0	0
12/11	vs. Tampa Bay	12	9	3	0	0.0	0	0	0	1	0
12/15	at Atlanta	15	8	7	0	0.0	0	0	0	0	0
12/24	vs. Tennessee	7	5	2	0	0.0	0	0	0	0	0
01/01	vs. Indianapolis	6	3	3	0	0.0	0	0	0	0	0
<b>2011 totals:</b>		<b>192</b>	<b>132</b>	<b>60</b>	<b>9</b>	<b>2.0</b>	<b>0</b>	<b>1</b>	<b>0</b>	<b>2</b>	<b>2</b>

## 2010 GAME-BY-GAME STATISTICS

DATE	OPP	TKL	SOLO	ASST	TFL	SACKS	ST	FF	FR	INT	PD
09/12	vs. Miami	8	6	2	1	1.0	0	0	0	0	0
09/19	at Green Bay					ina					
09/26	at New England					ina					
10/03	vs. N.Y. Jets	12	8	4	0	0.0	0	0	0	0	0
10/10	vs. Jacksonville	13	8	5	0	0.0	0	0	0	0	0
BYE WEEK											
10/24	at Baltimore	5	4	1	0	0.0	0	0	0	0	1
10/31	at Kansas City	17	11	6	0	0.0	0	0	0	0	1
11/07	vs. Chicago	10	6	4	0	0.0	0	0	0	0	0
11/14	vs. Detroit	13	11	2	1	0.0	0	0	0	0	0
11/21	at Cincinnati	10	6	4	1	0.0	0	0	0	0	1
11/28	vs. Pittsburgh	8	6	2	0	0.0	0	0	0	0	0
12/05	at Minnesota	15	11	4	2	1.0	0	0	0	0	0
12/12	vs. Cleveland	9	6	3	0	0.0	0	0	0	0	0
12/19	at Miami	6	5	1	0	0.0	0	0	0	0	0
12/26	vs. New England	13	7	6	0	0.0	0	0	0	0	0
01/02	at N.Y. Jets	12	8	4	1	0.0	0	0	0	0	0
<b>2010 totals:</b>		<b>151</b>	<b>103</b>	<b>48</b>	<b>6</b>	<b>2.0</b>	<b>0</b>	<b>0</b>	<b>0</b>	<b>0</b>	<b>3</b>

## 2009 GAME-BY-GAME STATISTICS

DATE	OPP	TKL	SOLO	ASST	TFL	SACKS	ST	FF	FR	INT	PD
09/14	at New England	6	6	0	0	0.0	0	0	0	0	0
09/20	vs. Tampa Bay					ina					
09/27	vs. New Orleans					ina					
10/04	at Miami					ina					
10/11	vs. Cleveland					ina					
10/18	at N.Y. Jets	9	6	3	1	0.0	0	0	0	1	1
10/25	at Carolina	11	9	2	0	0.0	0	0	0	0	0
11/01	vs. Houston	9	5	4	0	0.0	0	1	0	0	0
BYE WEEK											
11/15	at Tennessee	12	10	2	1	0.0	0	0	0	0	0
11/22	at Jacksonville	12	11	1	0	0.0	0	1	0	0	0
11/29	vs. Miami	10	6	4	0	0.0	0	0	0	0	1
12/03	vs. N.Y. Jets	5	5	0	0	1.0	0	1	0	0	0
12/13	at Kansas City	9	8	1	1	0.0	0	0	0	1	1
12/20	vs. New England	9	7	2	1	0.0	0	0	0	1	1
12/27	at Atlanta	7	6	1	0	0.0	0	0	0	0	0
01/03	vs. Indianapolis	11	8	3	0	0.0	0	0	0	0	0
<b>2009 totals:</b>		<b>129</b>	<b>90</b>	<b>39</b>	<b>4</b>	<b>1.0</b>	<b>0</b>	<b>3</b>	<b>0</b>	<b>3</b>	<b>4</b>

## 2008 GAME-BY-GAME STATISTICS

DATE	OPP	TKL	SOLO	ASST	TFL	SACKS	ST	FF	FR	INT	PD
09/07	vs. Seattle	7	5	2	0	0.0	0	0	0	0	2
09/14	at Jacksonville	9	6	3	0	0.0	0	0	0	0	0
09/21	vs. Oakland	7	7	0	0	0.0	0	0	1	0	1
09/28	at St. Louis	12	9	3	1	0.0	0	0	0	0	1
10/05	at Arizona	11	7	4	0	0.0	0	0	0	0	0
BYE WEEK											
10/19	vs. San Diego	7	7	0	0	0.0	0	0	0	0	0
10/26	at Miami	8	7	1	1	0.0	0	1	0	0	0
11/02	vs. N.Y. Jets	13	9	4	1	0.0	0	0	0	0	0
11/09	at New England	10	5	5	0	0.0	0	0	0	0	0
11/17	vs. Cleveland	2	1	1	0	0.0	0	0	0	0	0
11/23	at Kansas City	8	5	3	0	0.0	0	0	0	0	0
11/30	vs. San Francisco	4	3	1	0	0.0	0	0	0	0	0
12/07	vs. Miami	8	5	3	0	0.0	0	0	0	0	0
12/14	at N.Y. Jets	7	4	3	0	0.0	0	0	0	1	2
12/21	at Denver	8	4	4	0	0.0	0	0	0	0	1
12/28	vs. New England	8	6	3	0	0.0	0	0	0	0	0
<b>2008 totals:</b>		<b>129</b>	<b>90</b>	<b>39</b>	<b>3</b>	<b>0.0</b>	<b>0</b>	<b>1</b>	<b>1</b>	<b>1</b>	<b>7</b>

## 2007 GAME-BY-GAME STATISTICS

DATE	OPP	TKL	SOLO	ASST	TFL	SACKS	ST	FF	FR	INT	PD
09/09	vs. Denver	11	9	2	0	0.0	0	0	0	0	0
09/16	at Pittsburgh	12	8	4	0	0.0	0	0	0	0	0
09/23	at New England	3	3	0	0	0.0	0	0	0	0	0
09/30	vs. N.Y. Jets					IR					
10/08	vs. Dallas					IR					
BYE WEEK											
10/21	vs. Baltimore					IR					
10/28	at N.Y. Jets					IR					
11/04	vs. Cincinnati					IR					
11/11	at Miami					IR					
11/18	vs. New England					IR					
11/25	at Jacksonville					IR					
12/02	at Washington					IR					
12/09	vs. Miami					IR					
12/16	at Cleveland					IR					
12/23	vs. N.Y. Giants					IR					
12/30	at Philadelphia					IR					
<b>2007 totals:</b>		<b>26</b>	<b>20</b>	<b>6</b>	<b>0</b>	<b>0.0</b>	<b>0</b>	<b>0</b>	<b>0</b>	<b>0</b>	<b>0</b>

# JALEN RAMSEY

20

## JALEN RAMSEY



CORNERBACK

6-1 208 LBS

FLORIDA STATE

BORN OCTOBER 24, 1994

SMYRNA, TENNESSEE

ACQ: 1ST ROUND OF 2016 DRAFT (5TH)

EXP: 2ND YEAR

### TRANSACTIONS

- Originally drafted by Jacksonville in the first round (fifth overall) of the 2016 draft

### PRO (Games played/started - 30/30)

- Made NFL and Jaguars debut in Week 1 of the 2016 season

### 2017 (w/ JAX - 14/14)

His 17 passes defended ranks fourth in the league behind LAC Casey Hayward (20) and DET Darius Slay (20) and BUF Tre'Davious White (18)

- 9/10 at HOU:** Started at LCB and recorded three tackles (two solo) and a team-high three passes defended
- 9/17 vs. TEN:** Started at LCB and recorded two solo tackles
- 9/24 vs. BAL:** Started at LCB and recorded two solo tackles and registered one INT and one pass defended
- 10/1 at NYJ:** Started at LCB and recorded four solo tackles and one pass defended
- 10/8 at PIT:** Started at LCB and recorded seven solo tackles, one INT and four passes defended
- 10/15 vs. LAR:** Started at LCB and recorded three tackles (one solo)
- 10/22 at IND:** Started at LCB and recorded four solo tackles and two passes defended
- 11/5 vs. CIN:** Started at LCB and recorded one solo tackle
- 11/12 vs. LAC:** Started at LCB and recorded four tackles (three solo) and two passes defended
- 11/19 at CLE:** Led the team with six tackles (four solo) and also recorded one pass defended
- 11/26 at ARI:** Started at LCB and recorded six solo tackles and one tackle for a loss
- 12/3 vs. IND:** Started at LCB and recorded five tackles (four solo), one INT and two passes defended
- 12/10 vs. SEA:** Started at LCB and recorded two solo tackles, one tackle for a loss, one INT and one pass defended
- 12/17 vs. HOU:** Started at LCB and recorded four solo tackles

### 2016 (w/ JAX - 16/16)

Led all NFL rookies with 14 passes defended ... One of four rookies to return an INT for a TD in the NFL this season ... Named AFC Defensive Player of the Week for Week 16 after registering four solo tackles, four passes defended and a INT-TD against Tennessee ... Joined K.C.'s Marcus Peters as the only rookie CBs over the last eight seasons to tally 50-plus tackles, at least one pick-six and one forced fumble during their rookie year

- 9/11 vs. G.B.:** Started at CB and made three tackles (two solo) in NFL debut
- 9/18 at S.D.:** Started at CB and made six solo tackles and one tackle for loss
- 9/25 vs. BAL:** Started at RCB and made five tackles (four solo)
- 10/2 vs. IND:** Started at RCB and registered four solo tackles
- 10/16 at CHI:** Started at RCB and posted two solo tackles and the game-clinching pass defended on fourth down with 1:03 remaining in the fourth quarter ... Limited Bears WR Alshon Jeffrey to one catch for three yards on six targets in the second half
- 10/23 vs. OAK:** Started at RCB and registered two solo tackles
- 10/27 at TEN:** Started at RCB and recorded eight tackles (four solo)
- 11/6 at K.C.:** Started at RCB and recorded two tackles (one solo)
- 11/13 vs. HOU:** Started at RCB and led the team with six solo tackles
- 11/20 at DET:** Started at RCB and posted six tackles (five solo)
- 11/27 at BUF:** Started at RCB and made three solo tackles, including one tackle for loss
- 12/4 vs. DEN:** Started at RCB and made four tackles (three solo) and a career-high two passes defended
- 12/11 vs. MIN:** Started at RCB and made two tackles (one solo) and one pass defended
- 12/18 at HOU:** Started at RCB and recorded four solo tackles, one interception, which he returned 35 yards, five passes defended and one forced fumble ... Ramsey's five passes defended are the second-most in the NFL in 2016 and most by a rookie since 2013 when Dee Milliner (NYJ) also registered five.
- 12/24 vs. TEN:** Started at RCB and recorded four solo tackles and four passes defended ... Also returned an interception of Titans QB Matt Cassel 30 yards for a TD as he became the first rookie in franchise history to record a pick-six ... Also

became the first rookie in Jaguars history to record INTs in back-to-back games

- 1/1 at IND:** Started at RCB and recorded four solo tackles and one pass defended

### COLLEGE (at Florida State, 2013-15)

- Started all 41 games in three years at Florida State
- Finished career with 180 tackles (119 solo), 15.5 tackles for loss, 5.0 sacks, three forced fumbles, two fumble recoveries, 23 passes defended and three INTs
- Decided to forgo his final year of eligibility in 2016 and declare for the NFL Draft
- Became Florida State's 36th consensus All-American
- All-ACC First Team, AFCA First Team All-America, Walter Camp First Team All-America, ESPN.com First Team All-America as a senior
- Started all 14 games for the Seminoles' third-ranked defense (281.4) and the nation's top pass defense (156.6) as a CB and FS in 2013

### PERSONAL

- Attended Brentwood Academy (Tenn.), where he was rated a five-star prospect by both Rivals.com and Scout.com and a four-star according to ESPN and 247Sports
- U.S. Army All-America selection
- Twitter handle is @jalenramsey

### REGULAR SEASON CAREER STATISTICS

YEAR	TEAM	GP/PS	TKL	SOLO	ASST	TFL	SACKS	ST	FF	FR	INT	PD
2016	JAX	16/16	65	55	10	2	0.0	0	1	0	2	14
2017	JAX	13/13	53	46	7	2	0.0	0	0	0	4	17
<b>NFL totals: 2 yrs. 30/30</b>			<b>118</b>	<b>101</b>	<b>17</b>	<b>4</b>	<b>0.0</b>	<b>0</b>	<b>1</b>	<b>0</b>	<b>6</b>	<b>31</b>

### CAREER HIGHS

	GAME	SEASON
<b>Tackles:</b>	8 (10/27/16 at TEN)	65 (2016)
<b>Interceptions:</b>	1 (six times, last: 12/10/17 vs. SEA)	4 (2017)
<b>Forced fumbles:</b>	1 (12/18/16 at HOU)	1 (2016)
<b>Passes defended:</b>	5 (12/18/16 at HOU)	17 (2017)

### 2017 GAME-BY-GAME STATISTICS

DATE	OPP	TKL	SOLO	ASST	TFL	SACKS	ST	FF	FR	INT	PD
09/10	at Houston	3	2	1	0	0.0	0	0	0	0	3
09/17	vs. Tennessee	2	2	0	0	0.0	0	0	0	0	0
09/24	vs. Baltimore	2	2	0	0	0.0	0	0	0	0	1
10/01	at New York Jets	4	4	0	0	0.0	0	0	0	0	1
10/08	at Pittsburgh	7	7	0	0	0.0	0	0	0	1	4
10/15	vs. LA Rams	3	1	2	0	0.0	0	0	0	0	0
10/22	at Indianapolis	4	4	0	0	0.0	0	0	0	0	2
BYE WEEK											
11/05	vs. Cincinnati	1	1	0	0	0.0	0	0	0	0	0
11/12	vs. LA Chargers	4	3	1	0	0.0	0	0	0	0	2
11/19	at Cleveland	6	4	2	0	0.0	0	0	0	0	1
11/26	at Arizona	6	6	0	1	0.0	0	0	0	0	0
12/03	vs. Indianapolis	5	4	1	0	0.0	0	0	0	1	2
12/10	vs. Seattle	2	2	0	1	0.0	0	0	0	1	1
12/17	vs. Houston	4	4	0	0	0.0	0	0	0	0	0
12/24	at San Francisco										
12/31	at Tennessee										
<b>2017 totals:</b>		<b>53</b>	<b>46</b>	<b>7</b>	<b>2</b>	<b>0.0</b>	<b>0</b>	<b>0</b>	<b>0</b>	<b>4</b>	<b>17</b>

### 2016 GAME-BY-GAME STATISTICS

DATE	OPP	TKL	SOLO	ASST	TFL	SACKS	ST	FF	FR	INT	PD
09/11	vs. Green Bay	3	2	1	0	0.0	0	0	0	0	0
09/18	at San Diego	6	6	0	1	0.0	0	0	0	0	0
09/25	vs. Baltimore	5	4	1	0	0.0	0	0	0	0	0
10/02	vs. Indianapolis	4	4	0	0	0.0	0	0	0	0	0
BYE WEEK											
10/16	at Chicago	2	2	0	0	0.0	0	0	0	0	1
10/23	vs. Oakland	2	2	0	0	0.0	0	0	0	0	0
10/27	at Tennessee	8	4	4	0	0.0	0	0	0	0	0
11/06	at Kansas City	2	1	1	0	0.0	0	0	0	0	0
11/13	vs. Houston	6	6	0	0	0.0	0	0	0	0	0
11/20	at Detroit	6	5	1	0	0.0	0	0	0	0	0
11/27	at Buffalo	3	3	0	1	0.0	0	0	0	0	0
12/04	vs. Denver	4	3	1	0	0.0	0	0	0	0	2
12/11	vs. Minnesota	2	1	1	0	0.0	0	0	0	0	1
12/18	at Houston	4	4	0	0	0.0	0	1	0	1	5
12/24	vs. Tennessee	4	4	0	0	0.0	0	0	0	1	4
01/01	at Indianapolis	4	4	0	0	0.0	0	0	0	0	1
<b>2016 totals:</b>		<b>65</b>	<b>55</b>	<b>10</b>	<b>2</b>	<b>0.0</b>	<b>0</b>	<b>1</b>	<b>0</b>	<b>2</b>	<b>14</b>

# CHRIS REED

64

## CHRIS REED

OFFENSIVE LINEMAN  
6-5 310 LBS  
MINNESOTA STATE-MANKATO  
BORN JULY 22, 1992  
OMAHA, NEBRASKA  
ACQ: FREE AGENT 2015  
EXP: 2ND YEAR



### TRANSACTIONS

Originally signed by Jacksonville as an undrafted rookie on 5/8/15 ... Signed to practice squad on 9/6/15 ... Placed on injured reserve on 12/23/16 ... Waived by Jacksonville on 9/2/17 ... Signed to the practice squad by Jacksonville on 9/3/17 ... Promoted to the active roster on 10/7/17

### PRO (Games played/started - 16/7)

Spent his rookie season on the practice squad, before appearing in 10 games and starting four at LG in 2016

### 2017 (w/ JAX - 6/3)

Signed off the team's practice squad prior to Week 5

- **10/8 at PIT:** Saw action at LG
- **10/15 vs LAR:** Did not play
- **10/22 at IND:** Saw action as an extra offensive lineman and on special teams
- **11/5 vs. CIN:** Saw action on special teams
- **11/12 vs. LAC:** Inactive
- **11/19 at CLE:** Started at LG in place of injured **Patrick Omahameh** and helped the team rush for 139 yards
- **11/26 at ARI:** Started at LG in place of injured **Patrick Omahameh**
- **12/3 vs. IND:** Started at LG in place of injured **Patrick Omahameh**
- **12/10 vs. SEA:** Inactive
- **12/17 vs. HOU:** Inactive

### 2016 (w/ JAX - 10/4)

Made four starts at LG while playing in 10 games

- **9/11 vs. G.B.:** Inactive for the team's season opener
- **9/18 at S.D.:** Inactive
- **9/25 vs. BAL:** Earned his first career start at LG
- **10/2 vs. IND:** Inactive
- **10/16 at CHI:** Played two snaps at G and saw action on special teams
- **10/23 vs. OAK:** Made his second consecutive appearance
- **10/27 at TEN:** Saw action on special teams
- **11/6 at K.C.:** Saw action on special teams
- **11/13 vs. HOU:** Saw action on special teams
- **11/20 at DET:** Played 47 snaps at LG after starting LG **Patrick Omahameh** suffered a left foot injury
- **11/27 at BUF:** Started at LG, helping the team rush for 183 yards
- **12/4 vs. DEN:** Started at LG and helped the team rush for 154 yards
- **12/11 vs. MIN:** Started at LG
- **12/18 at HOU:** Inactive (toe)

### 2015 (w/ JAX - ps)

Spent season on the team's practice squad

### COLLEGE (at Minnesota State, 2010-14)

- Four-year letterman appeared in 48 games in his career
- Started in all 15 games as a senior in 2014
- Helped school rush for 3,625 yards and pass for 3,079 yards, compiling 82 total TDs
- Selected as D2Football.com first-team All-America, first-team NSIC South Division All-Conference and second-team Don Hansen All-Super Region Three
- Also participated on the school's indoor and outdoor track teams and qualified for the 2011 NCAA Division II National Championships in shot put
- Eleven-time NCAA Division II Track & Field All-American
- Two-time NCAA Division II champion in outdoor shot put (2013 and 2014)
- Holds Minnesota State record in indoor shot put (65'010.5") & outdoor shot put (65'-7")
- Holds Minnesota State record in indoor weight throw (67'-7.5") and outdoor hammer throw (215'-11")

### PERSONAL

- Three-year starter at Omaha Central (Neb.) High School
- Also attended Spirit Lake (Iowa) High School for one year
- Honorable mention All-State selection
- Stand-out athlete in track and field and won the State Title twice for Nebraska
- Named the state's Field Athlete of the Year in 2009
- Son of Chuck Reed and Anne McCormick
- Majored in psychology with a minor in coaching

# CAM ROBINSON

75

## CAM ROBINSON

OFFENSIVE LINEMAN

6-6 320 LBS

ALABAMA

BORN OCTOBER 9, 1995

MONROE, LOUISIANA

ACQ: SECOND ROUND OF 2017 DRAFT (34TH)

EXP: ROOKIE



### TRANSACTIONS

Drafted by Jacksonville in the second round (34th overall) of the 2017 draft on choice obtained from Seattle for Jaguars' second-round (35th) and sixth-round (187th overall) picks

### PRO (Games played/started - 14/14)

#### 2017 (w/ JAX - 14/14)

- **9/10 at HOU:** Made his NFL debut and started at LT and helped pave the way for the team to rush for 155 yards ... Did not allow a sack
- **9/17 vs. TEN:** Started at LT
- **9/24 vs. BAL:** Started at LT and helped the team rush for 166 yards and did not allow a sack
- **10/1 at NYJ:** Started at LT and helped the team rush for 175 yards
- **10/8 at PIT:** Started at LT and helped the team rush for 231 yards
- **10/15 vs LAR:** Started at LT and helped the team rush for 169 yards
- **10/22 at IND:** Started at LT ... Left game in first quarter with injury (ankle)
- **11/5 vs. CIN:** Started at LT helped the team rush for 149 yards ... Part of a unit that did not allow a sack for the third time this season
- **11/12 vs. LAC:** Started at LT and helped the team rush for 135 yards
- **11/19 at CLE:** Started at LT and helped the team rush for 139 yards
- **11/26 at ARI:** Started at LT
- **12/3 vs. IND:** Started at LT
- **12/10 vs. SEA:** Started at LT and helped the team rush for 156 yards and did not allow a sack
- **12/17 vs. HOU:** Started at LT and helped the team rush for 138 yards

### COLLEGE (at Alabama, 2014-16)

- Started all 43 games at LT during his three seasons
- Paved the way for 28 100-yard rushing performances
- Blocked for Jaguars RB **T.J. Yeldon** during Robinson's freshman season

#### 2016 (Junior)

Selected as one of the Crimson Tide's permanent team captains ... Unanimous All-American ... Outland Trophy winner, given annually to the nation's top interior lineman on offense or defense ... Claimed the SEC Jacobs Blocking Trophy, the Tide's second in as many years ... First-team All-SEC selection by the conference coaches and the Associated Press ... Midseason All-American by Sports Illustrated, CBS, ESPN and Sporting News ... Helped the Tide rank 16th nationally and first in the SEC in scoring offense (38.8 ppg), 12th nationally and second in the league in rushing offense (245.0 ypg) and 34th in the nation in total offense (455.3)

#### 2015 (Sophomore)

Named to the All-SEC first team by both the conference coaches and the Associated Press ... Helped blocking for an offense that rushed for 199.9 yards per game, which ranked 32nd nationally and third in the SEC ... Blocked for 17 100-yard rushing performances

#### 2014 (Freshman)

Earned freshman All-American honors by Sporting news and the Football Writers Association of America ... Finished with 32 knockdown blocks while surrendering just three sacks on 861 snaps ... Helped lead a blocking unit that averaged 206.6 yards per game, which ranked seventh in the SEC and 30th nationally ... The offensive line surrendered 16 sacks on the season, the second-fewest in the SEC and 14th nationally (1.14 per game) ... Blocked for 484.5 yards of total offense per game (third in the SEC and 17th nationally)

### HIGH SCHOOL

- Played at West Monroe High School for Head Coach **Jerry Arledge**
- Parade Magazine All-American
- First-team All-USA selection by the USA Today
- Rated as the No. 2 player in the nation by Scout.com
- ESPN rated him the No. 1 offensive tackle, No. 2 player in the state and No. 2 prospect in the ESPN 300

# TYLER SHATLEY

69

## TYLER SHATLEY

OFFENSIVE LINEMAN

6-3 310 LBS

CLEMSON

BORN MAY 5, 1991

ICARD, NORTH CAROLINA

ACQ: ROOKIE FREE AGENT 2014

EXP: 3RD YEAR



### PERSONAL

- Attended East Burke (Icard, N.C.) High School where he was the No. 3 rated FB in the nation by Tom Lemming
- Did not play on the offensive line in HS
- As a FB, had 2,000 rushing yards and 31 TDs in his junior and senior seasons
- Also served as the team's punter and averaged 40.7 yards per punt
- Full name is Christian Tyler Shatley
- Twitter handle is @tyler\_shatley

### TRANSACTIONS:

Originally signed by Jacksonville as an undrafted rookie on 5/12/14

### PRO (Games played/started - 44/8)

- Has played in 30 games in three seasons with the team, primarily on special teams
- Was one of three undrafted rookies to make opening day roster in 2014

### 2017 (w/ JAX - 14/4)

- **9/10 at HOU:** Saw action as an extra offensive lineman and on special teams ... Helped pave the way for the team to rush for 155 yards
- **9/17 vs. TEN:** Saw action on special teams
- **9/24 vs. BAL:** Saw action as an extra offensive lineman and on special teams
- **10/1 at NYJ:** Saw action at RG and on special teams
- **10/8 at PIT:** Started at C and helped the team rush for 231 yards
- **10/15 vs LAR:** Started at C and helped the team rush for 169 yards
- **10/22 at IND:** Started at C and helped the team rush for 188 yards
- **11/5 vs. CIN:** Started at C helped the team rush for 149 yards ... Part of a unit that did not allow a sack for the third time this season
- **11/12 vs. LAC:** Saw extensive action at LG and helped the team rush for 135 yards and served as the team's long snapper on FGs after LS **Matt Overton** exited the game with a shoulder injury ... Snapped for the game-tying and game-winning FGs
- **11/19 at CLE:** Saw action on special teams
- **11/26 at ARI:** Saw action on special teams
- **12/3 vs. IND:** Saw action at C and on special teams
- **12/10 vs. SEA:** Saw action as an extra offensive lineman and on special teams
- **12/17 vs. HOU:** Saw action as an extra offensive lineman and on special teams

### 2016 (w/ JAX - 16/4)

Made two starts at C and two at LG while seeing action in all 16 games

- **9/11 vs. G.B.:** Played 11 snaps on special teams in team's season opener
- **9/18 at S.D.:** Saw action on special teams
- **9/25 vs. BAL:** Started at center and played in all 66 offensive snaps
- **10/2 vs. IND:** Played three snaps at guard and saw time on special teams
- **10/16 at CHI:** Saw action on special teams
- **10/23 vs. OAK:** Saw action on special team
- **10/27 at TEN:** Saw action on special teams
- **11/6 at K.C.:** Saw action on special teams
- **11/13 vs. HOU:** Saw action on special teams
- **11/20 at DET:** Saw action on special teams
- **11/27 at BUF:** Saw action on special teams
- **12/4 vs. DEN:** Saw action on special teams and played six snaps at center when **Brandon Linder** left the game with an ankle injury
- **12/11 vs. MIN:** Started at C
- **12/18 at HOU:** Saw action at LG after injuries to **Jeremiah Poutasi** (ankle) and **Josh Wells** (shoulder)
- **12/24 vs. TEN:** Started at LG
- **1/1 at IND:** Started at LG, helping the team rush for 182 yards

### 2015 (w/ JAX - 13/0)

- Saw action in 13 games, primarily on special teams

### 2014 (w/ JAX - 1/0)

- Earned spot on opening day roster after joining club as a rookie free agent
- Was inactive for 15 games
  - **11/9 vs. DAL:** Made NFL debut and played RG for the entire second half

### COLLEGE (at Clemson, 2009-13)

- Began his career as a fullback, before moving to the defensive line in 2010 and the offensive line in the spring of 2012
- Played in 51 games with 27 starts
- Started 25 games on offense over his final two seasons and registered 60 knock-downs on 1,776 snaps
- As a senior in 2013, was a team captain and earned third-team All-ACC honors
- As a junior in 2013, named a Strength & Conditioning All-American by the NSCA
- Graduated with a degree in civil engineering

# TELVIN SMITH

50

## TELVIN SMITH

LINEBACKER

6-3 215 LBS.


FLORIDA STATE

BORN APRIL 11, 1991

VALDOSTA, GEORGIA

ACQ: 5TH ROUND OF 2014 DRAFT (144TH)

EXP: 4TH YEAR



### TRANSACTIONS

Originally drafted by Jacksonville in the fifth round (144th overall) of the 2014 draft

### PRO (Games played/started - 58/52)

• Fourth-year LB was drafted in the fifth round from Florida State and has emerged as a starter at WLB

### 2017 (w/ JAX - 12/12)

Selected as a defensive captain by his teammates for the 2017 season

- **9/10 at HOU:** Started at WLB and recorded two tackles (one solo) and added one pass defended
- **9/17 vs. TEN:** Led the team with eight tackles (six solo) and also recorded one tackle for a loss, one pass defended and one INT
- **9/24 vs. BAL:** Started at WLB and led the team with seven solo tackles and also registered one fumble recovery that he returned 52 yards to the Baltimore 2-yard line
- **10/1 at NYJ:** Started at WLB and led the team with 13 tackles (11 solo) and recorded one tackle for a loss
- **10/8 at PIT:** Started at WLB and tied for the team lead with 10 tackles (six solo), while also recording two tackles for a loss, one pass defended and one INT he returned 28 yards for a TD
- **10/15 vs. LAR:** Started at WLB and led the team with eight solo tackles and added one sack, two tackles for a loss and a forced fumble
- **10/22 at IND:** Led the team with 10 tackles (seven solo) and recorded two tackles for a loss
- **11/5 vs. CIN:** Started at WLB and recorded four tackles (two solo), one pass defended and one tackle for a loss
- **11/12 vs. LAC:** Started at WLB and totaled nine tackles (six solo) and two tackles for a loss
- **11/19 at CLE:** Started at WLB and recorded five tackles (three solo), one INT, one pass defended and one fumble recovery, which he recovered in the endzone to seal the game in the fourth quarter
- **11/26 at ARI:** Started at WLB and recorded seven tackles (six solo) in the first half ... Did not play in the second half (concussion)
- **12/3 vs. IND:** Inactive (concussion)
- **12/10 vs. SEA:** Inactive (concussion)
- **12/17 vs. HOU:** Returned to the starting line-up at WLB and recorded three tackles (two solo)

### 2016 (w/ JAX - 16/16)

Set career highs and led the team with 14 tackles for loss ... Also set career highs with eight passes defended and two INTs

- **9/11 vs. G.B.:** Made his 25th career start at WLB and tallied eight tackles (six solo), including two tackles for loss
- **9/18 at S.D.:** Started at WLB and made nine tackles (seven solo), including two tackles for loss
- **9/25 vs. BAL:** Started at WLB and had seven tackles (six solo), including one tackle for a loss and two passes defended
- **10/2 vs. IND:** Recorded a team-high eight solo tackles and also had a tackle for a loss
- **10/16 at CHI:** Posted eight solo tackles, including one tackle for loss
- **10/23 vs. OAK:** Registered five tackles (four solo), including a season-high three tackles for loss
- **10/27 at TEN:** Recorded a team-high 15 tackles (10 solo) starting at WLB
- **11/6 at K.C.:** Had five solo tackles and one pass defended
- **11/13 vs. HOU:** Tied for the team-lead with six tackles (four solo)
- **11/20 at DET:** Started at WLB and led the team with eight tackles (seven solo), including one tackle for loss and one fumble recovery
- **11/27 at BUF:** Led the team with nine tackles (seven solo), including two tackles for loss
- **12/4 vs. DEN:** Tied for the team lead with six solo tackles, while also registering one sack, his first since recording two at Tennessee last season
- **12/11 vs. MIN:** Tallied two solo tackles, including one tackle for loss
- **12/18 at HOU:** Recorded eight tackles (six solo), one interception and one pass defended
- **12/24 vs. TEN:** Started at WLB and recorded five tackles (four solo)
- **1/1 at IND:** Started at WLB and recorded a team-high nine tackles (eight solo), one interception and two passes defended

### 2015 (w/ JAX - 14/14)

Played and started in 14 games at WLB in his second season with the Jaguars ... Finished second on the team with 128 tackles, the most in the NFL by a player in his first or second season ... Added seven passes defended, the second-most on the team

- **9/13 vs. CAR:** Recorded nine tackles (seven solo) and three tackles for loss
- **9/20 vs. MIA:** Led the team with nine tackles (six solo) and recorded one pass defended
- **9/27 at N.E.:** Recorded 11 tackles (seven solo) in team's road opener
- **10/4 at IND:** Made eight tackles (six solo) and 0.5 sacks
- **10/11 at T.B.:** Recorded 14 tackles (13 solo) and one tackle for loss
- **10/25 vs. BUF:** Made a team-high nine tackles (eight solo), including two tackles for loss and three passes defended ... Recorded his first career TD, intercepting QB **E.J. Manuel** and returning it 26 yards for the second-quarter score
- **11/8 at NYJ:** Made seven tackles (five solo), including two passes defended, one forced fumble and a tackle for loss
- **11/15 at BAL:** Led the team with 12 tackles (five solo)
- **12/6 at TEN:** Registered nine tackles (seven solo), two sacks, including one sack-fumble ... First Jaguars LB with multiple sacks in a single game since **Paul Posluszny** registered 2.0 sacks in Week 17 of the 2012 season and is just the sixth linebacker in franchise history to accomplish the feat, joining Posluszny, **Mike Peterson**, **Akin Ayodele**, **Kevin Hardy** (two games with multiple sacks) and **Brant Boyer** (two games with multiple sacks)
- **12/13 vs. IND:** Started at WLB and made nine tackles (eight solo), including one tackle for loss ... Added one pass defended

### 2014 (w/ JAX - 16/10)

Appeared in all 16 games and made 10 starts at LB ... Ranked second on team with 99 tackles (68 solo) and nine tackles for loss ... Had a team-high two fumble recoveries along with four passes defended, one QB hit and one forced fumble ... Ranked third among all NFL rookies in tackles

- **9/7 at PHI:** Made NFL debut and posted three solo tackles with one stop for loss
- **9/14 at WAS:** Produced four tackles (two solo) including his first career sack: QB **Kirk Cousins** for an 11-yard loss in the fourth quarter
- **10/19 vs. CLE:** Named AFC Defensive Player of the Week after producing a sack/forced fumble, interception and two passes defended ... Registered a sack/forced fumble of QB **Brian Hoyer** in the third quarter and the ball was recovered by **Paul Posluszny** ... With 5:21 remaining in the game, Smith picked off Hoyer and returned it 15 yards to set up a Jaguars TD
- **11/23 at IND:** Started at LB and paced the team with 12 tackles (nine solo) along with two fumble recoveries and two tackles for loss ... Recovered an **Andrew Luck** fumble in the first quarter and a **Dan Herron** fumble in the second quarter
- **11/30 vs. NYG:** Started at LB and had double-digit tackles for the second straight game, finishing with 10 stops (eight solo)
- **12/18 vs. TEN:** Compiled a then career-high 15 tackles (10 solo) including one for loss
- **12/28 at HOU:** Registered a career-high 16 tackles (11 solo) in the season-finale

### COLLEGE (at Florida State, 2010-13)

- Appeared in 54 games with 15 starts
- Totaled 214 tackles (139 solo) with seven sacks, 29 tackles for loss and six QB pressures
- Added four fumble recoveries and two forced fumbles
- Had 10 passes defended and four INTs, three returned for TDs
- Started all 14 games as a senior and tallied a team-high 90 tackles (61 solo), three INTs, 9.5 tackles for loss, two sacks, two fumble recoveries and four passes defended
- Recorded three INTs and tied the school single-season record with three returned for TDs
- First-team All-ACC selection by the league's coaches, ESPN.com and The Sporting News
- Majored in sports administration

### PERSONAL

- Attended Lowndes High School in Georgia
- Received four-star ranking from Rivals.com and a three-star rating from Scout.com
- Super Prep All-State selection
- Registered 109 tackles (84 solo) as a senior with a pair of INTs
- Recorded 97 tackles, 16 tackles for loss and two INTs as a junior, leading team to Class 5A championship
- Played in the Georgia Athletic Coaches Association North/South All-Star Classic
- Twitter handle is @TelvinSmith\_22



# DAWUANE SMOOT

## 94 DAWUANE SMOOT

DEFENSIVE END

6-3 264 LBS


ILLINOIS

BORN MARCH 2, 1995

GROVEPORT, OHIO

ACQ: THIRD ROUND OF 2017 DRAFT (68TH)

EXP: ROOKIE



### TRANSACTIONS

Drafted by Jacksonville in the third round (68th overall) in the 2017 draft

### PRO (Games played/started - 14/0)

#### 2017 (w/ JAX - 14/0)

- **9/10 at HOU:** Made his NFL debut and recorded one solo tackle
- **9/17 vs. TEN:** Saw action at DE and recorded one special teams tackle
- **9/24 vs. BAL:** Saw action at DE and recorded two solo tackles
- **10/1 at NYJ:** Recorded one quarterback hit
- **10/8 at PIT:** Recorded two tackles (one solo) and one tackle for a loss
- **10/15 vs LAR:** Recorded one solo tackle
- **10/22 at IND:** Assisted on one tackle
- **11/5 vs. CIN:** Saw action at DE and on special teams
- **11/12 vs. LAC:** Saw action at DE and on special teams
- **11/19 at CLE:** Recorded two tackles (one solo) and assisted on one special teams tackle
- **11/26 at ARI:** Recorded two solo tackles and also recorded two solo special teams tackles
- **12/3 vs. IND:** Saw action at DE and assisted on one special teams tackle
- **12/10 vs. SEA:** Recorded one solo tackle and one tackle for a loss
- **12/17 vs. HOU:** Recorded one solo tackle

### COLLEGE (at Illinois, 2013-16)

- Finished his career with 24 straight starts
- Tied for sixth in Illinois history with 38.5 tackles for a loss and eighth with 16.5 career sacks

#### 2016 (Senior)

Named team captain as a senior, starting all 12 games at defensive tackle ... Totaled 56 tackles, 15 for a loss, 5.0 sacks, 10 QB pressures, one pass defended and two forced fumbles ... All-Big Ten third team

- **9/11 vs. UNC:** Earned a safety on a tackle for a loss
- **10/22 at Michigan:** Posted eight tackles
- **11/26 at Northwestern:** Matched his career high of 2.0 sacks

#### 2015 (Junior)

Started all 12 games on the defensive line to total 40 tackles, 15 for a loss, 8.0 sacks, two passes defended, three QB pressures, three forced fumbles and two fumble recoveries ... Led the team in tackles for loss (15) and sacks (8.0), including most tackles for loss in a single season by an Illini since Whitney Mercilus' 22.5 in 2011

- **9/26 vs. MTSU:** Recorded a career-high and Illini season-best 2.0 sacks and had 3 tackles for loss
- **11/28 vs. Northwestern:** Had a season-high six tackles

#### 2014 (Sophomore)

Played in all 13 games, totaling 33 tackles, including 7.5 for a loss, 2.5 sacks, three QB pressures and two passes defended

- **9/20 vs. Texas State:** Posted a career high of 2.0 sacks

#### 2013 (Freshman)

Played in seven games, posting eight tackles and 1.0 sack on the season

- **11/30 vs. Northwestern:** Registered four tackles and 1.0 sack

### HIGH SCHOOL

- Attended Groveport Madison (Groveport, Ohio) HS
- In his final two seasons, totaled 204 tackles, 24.0 sacks, five forced fumbles, one fumble recovery and four passes defended
- Earned defensive MVP at Madison his junior and senior years

### PERSONAL

- Son of Darrell Sr. and Jamecca Smoot
- Goes by "D.J."

### REGULAR SEASON CAREER STATISTICS

YEAR	TEAM	GP/GS	TKL	SOLO	ASST	TFL	SACKS	ST	FF	FR	PD	INT
2017	JAX	14/0	13	10	3	2	0.0	5	0	0	0	0
NFL totals: 1 yr.		14/0	13	10	3	2	0.0	5	0	0	0	0

### 2017 GAME-BY-GAME STATISTICS

DATE	OPP	TKL	SOLO	ASST	TFL	SACKS	ST	FF	FR	INT	PD	
09/10	at Houston	1	1	0	0	0.0	0	0	0	0	0	
09/17	vs. Tennessee	0	0	0	0	0.0	1	0	0	0	0	
09/24	vs. Baltimore	2	2	0	0	0.0	0	0	0	0	0	
10/01	at New York Jets	0	0	0	0	0.0	0	0	0	0	0	
10/08	at Pittsburgh	2	1	1	1	0.0	0	0	0	0	0	
10/15	vs. LA Rams	1	1	0	0	0.0	0	0	0	0	0	
10/22	at Indianapolis	1	0	1	0	0.0	0	0	0	0	0	
BYE WEEK												
11/05	vs. Cincinnati	0	0	0	0	0.0	0	0	0	0	0	
11/12	vs. LA Chargers	0	0	0	0	0.0	0	0	0	0	0	
11/19	at Cleveland	2	1	1	0	0.0	1	0	0	0	0	
11/26	at Arizona	2	2	0	0	0.0	2	0	0	0	0	
12/03	vs. Indianapolis	0	0	0	0	0.0	1	0	0	0	0	
12/10	vs. Seattle	1	1	0	1	0.0	0	0	0	0	0	
12/17	vs. Houston	1	1	0	0	0.0	0	0	0	0	0	
12/24	at San Francisco											
12/31	at Tennessee											
<b>2017 totals:</b>		<b>13</b>	<b>10</b>	<b>3</b>	<b>2</b>	<b>0.0</b>	<b>5</b>	<b>0</b>	<b>0</b>	<b>0</b>	<b>0</b>	



# PEYTON THOMPSON

## 25 PEYTON THOMPSON

FREE SAFETY  
5-10 184 LBS.  
SAN JOSE STATE  
BORN SEPTEMBER 26, 1990  
ABILENE, TEXAS  
ACQ: FREE AGENT 2014  
EXP: 3RD YEAR



### TRANSACTIONS

Originally signed by Atlanta as an undrafted rookie on 4/30/12 ... Waived on 8/31/12 ... Signed by Atlanta to the practice squad on 9/1/12 ... Signed by Atlanta to the 90-man roster on 1/21/13 ... Waived on 8/30/13 ... Signed by Washington to the practice squad on 11/26/13 ... Signed by Washington to the 90-man roster on 13/31/13 ... Waived on 8/9/14 ... Signed by Chicago on 8/18/14 ... Waived on 8/24/14 ... Signed by Jacksonville to the practice squad on 9/1/14 ... Signed to Jacksonville's active roster on 10/25/14 ... Waived on 11/11/14 ... Signed by Jacksonville to the practice squad on 11/12/14 ... Waived on 9/5/15 ... Signed by Jacksonville to the practice squad on 9/6/15 ... Activated to the 53-man active roster on 9/19/15

### PRO (Games played/started - 46/0)

- Third-year CB has spent time with Atlanta, Washington, Chicago and Jacksonville
- Entered NFL as an undrafted rookie with the Falcons in 2012

### 2017 (w/ JAX - 14/0)

- **9/10 at HOU:** Saw action on special teams
- **9/17 vs. TEN:** Saw action on special teams
- **9/24 vs. BAL:** Recorded one solo tackle
- **10/1 at NYJ:** Saw action on special teams
- **10/8 at PIT:** Assisted on one tackle
- **10/15 vs. LAR:** Recorded one solo special teams tackle
- **10/22 at IND:** Recorded one solo tackle
- **11/5 vs. CIN:** Saw action on special teams
- **11/12 vs. LAC:** Recorded one solo special teams tackle
- **11/19 at CLE:** Recorded two special teams tackle (one solo)
- **11/26 at ARI:** Saw action on special teams
- **12/3 vs. IND:** Assisted on one special teams tackle
- **12/10 vs. SEA:** Recorded one solo special teams tackle
- **12/17 vs. HOU:** Recorded one solo special teams tackle

### 2016 (w/ JAX - 15/0)

- Saw action in 15 games ... Led the team seven special team tackles
- **9/11 vs. G.B.:** Played 18 snaps on special teams in the team's season opener
  - **9/18 at S.D.:** Saw action on special teams
  - **9/25 vs. BAL:** Saw action on special teams
  - **10/2 vs. IND:** Made one stop on special teams
  - **10/16 at CHI:** Saw action on special teams
  - **10/23 vs. OAK:** Saw action on special teams and assisted on one ST tackle
  - **10/27 at TEN:** Saw action on special teams
  - **11/6 at K.C.:** Saw action on special teams
  - **11/13 vs. HOU:** Saw action on special teams
  - **11/20 at DET:** Saw action at CB and made two tackles (one solo)
  - **11/27 at BUF:** Led the team with three special teams tackles
  - **12/4 vs. DEN:** Saw action on special teams
  - **12/11 vs. MIN:** Inactive (ankle)
  - **12/18 at HOU:** Saw action in relief of CB **Aaron Colvin** (ankle) and recorded three tackles (two solo)
  - **12/24 vs. TEN:** Saw action on special teams and recorded one special teams tackle
  - **1/1 at IND:** Saw action on special teams

### 2015 (w/ JAX - 15/0)

- Played in 15 games after promotion from the practice squad after Week 1 ... Totaled eight tackles (six solo), one pass defended and 0.5 sacks
- **9/20 vs. MIA:** Made two solo tackles and recorded one pass defended in season debut
  - **9/27 at N.E.:** Made two solo tackles at CB and FS and saw action on special teams
  - **1/3 at HOU:** Saw action at CB and on special teams ... Tallied one tackle and 0.5 sacks

### 2014 (w/ JAX - 2/0)

- Saw action in two games
- **11/2 at CIN:** Made his NFL debut

### 2013 (w/ WAS - ps)

Spent the offseason with the Atlanta Falcons before being released on Aug. 30 ... Signed to the Redskins' practice squad in Week 13

### 2012 (w/ ATL - ps)

Spent the season on the Atlanta's practice squad

### COLLEGE (at San Jose State, 2008-11)

- Credited with 186 tackles (125 solo), 10.5 tackles for loss, seven interceptions, one sack, two forced fumbles, two fumble recoveries and 22 passes defended in his four seasons at San Jose State
- As a senior in 2011, played in all 13 games with 11 starts
- Shared the team lead with 10 pass break-ups and finished second on the team with two interceptions that year
- Also added 82 total tackles, which ranked third for the Spartans
- Graduated with a degree in sociology

### PERSONAL

- Attended Granite Bay (Calif.) High School, where he was a two-time Sacramento Bee honorable mention All-Metro
- Lettered in football and track
- Set a school record in the 400-yard dash (48.2 seconds)
- Native of Abilene, Texas
- Twitter handle is @tattedNspatted

REGULAR SEASON CAREER STATISTICS										
YEAR	TEAM	GP/GS	TKL	SOLO	ASST	SACKS	FF	FR	PD	INT
2014	JAX	2/0	0	0	0	0.0	0	0	0	0
2015	JAX	15/0	8	6	2	0.5	0	0	1	0
2016	JAX	15/0	5	3	2	0.0	0	0	0	0
2017	JAX	14/0	3	2	1	0.0	0	0	0	0
<b>Career totals: 3 yrs.</b>		<b>46/0</b>	<b>16</b>	<b>11</b>	<b>5</b>	<b>0.5</b>	<b>0</b>	<b>0</b>	<b>1</b>	<b>0</b>

**Additional statistics:** five special teams tackles in 2015; six in 2016; seven in 2017

CAREER HIGHS		
	GAME	SEASON
<b>Tackles:</b>	3 (12/18/16 at HOU)	8 (2015)
<b>Sacks:</b>	0.5 (1/3/15 at HOU)	0.5 (2015)
<b>Passes defended:</b>	1 (9/20/15 vs. MIA)	1 (2015)

2017 GAME-BY-GAME STATISTICS											
DATE	OPP	TKL	SOLO	ASST	TFL	SACKS	ST	FF	FR	INT	PD
09/10	at Houston	0	0	0	0	0.0	0	0	0	0	0
09/17	vs. Tennessee	0	0	0	0	0.0	0	0	0	0	0
09/24	vs. Baltimore	1	1	0	0	0.0	0	0	0	0	0
10/01	at New York Jets	0	0	0	0	0.0	0	0	0	0	0
10/08	at Pittsburgh	1	0	1	0	0.0	0	0	0	0	0
10/15	vs. LA Rams	0	0	0	0	0.0	1	0	0	0	0
10/22	at Indianapolis	1	1	0	0	0.0	0	0	0	0	0
BYE WEEK											
11/05	vs. Cincinnati	0	0	0	0	0.0	0	0	0	0	0
11/12	vs. LA Chargers	0	0	0	0	0.0	1	0	0	0	0
11/19	at Cleveland	0	0	0	0	0.0	2	0	0	0	0
11/26	at Arizona	0	0	0	0	0.0	0	0	0	0	0
12/03	vs. Indianapolis	0	0	0	0	0.0	1	0	0	0	0
12/10	vs. Seattle	0	0	0	0	0.0	1	0	0	0	0
12/17	vs. Houston	0	0	0	0	0.0	1	0	0	0	0
12/24	at San Francisco										
12/31	at Tennessee										
<b>2017 totals:</b>		<b>3</b>	<b>2</b>	<b>1</b>	<b>0.0</b>	<b>0</b>	<b>7</b>	<b>0</b>	<b>0</b>	<b>0</b>	<b>0</b>

# PEYTON THOMPSON



## 2016 GAME-BY-GAME STATISTICS

DATE	GAME	TKL	SOLO	ASST	SACKS	FF	FR	PD	INT
09/11	vs. Green Bay	0	0	0	0.0	0	0	0	0
09/18	at San Diego	0	0	0	0.0	0	0	0	0
09/25	vs. Baltimore	0	0	0	0.0	0	0	0	0
10/02	vs. Indianapolis	0	0	0	0.0	0	0	0	0
	BYE WEEK								
10/16	at Chicago	0	0	0	0.0	0	0	0	0
10/23	vs. Oakland	0	0	0	0.0	0	0	0	0
10/27	at Tennessee	0	0	0	0.0	0	0	0	0
11/06	at Kansas City	0	0	0	0.0	0	0	0	0
11/13	vs. Houston	0	0	0	0.0	0	0	0	0
11/20	at Detroit	2	1	1	0.0	0	0	0	0
11/27	at Buffalo	0	0	0	0.0	0	0	0	0
12/04	vs. Denver	0	0	0	0.0	0	0	0	0
12/11	vs. Minnesota				ina				
12/18	at Houston	3	2	1	0.0	0	0	0	0
12/24	vs. Tennessee	0	0	0	0.0	0	0	0	0
01/01	at Indianapolis	0	0	0	0.0	0	0	0	0
<b>2016 totals:</b>		<b>5</b>	<b>3</b>	<b>2</b>	<b>0.0</b>	<b>0</b>	<b>0</b>	<b>0</b>	<b>0</b>

**Additional statistics:** nine special teams tackles (seven solo) in 2016



## 2015 GAME-BY-GAME STATISTICS

DATE	GAME	TKL	SOLO	ASST	SACKS	FF	FR	PD	INT
09/13	vs. Carolina				ps				
09/20	vs. Miami	2	2	0	0.0	0	0	1	0
09/27	at New England	2	2	0	0.0	0	0	0	0
10/04	at Indianapolis	1	0	1	0.0	0	0	0	0
10/11	at Tampa Bay	0	0	0	0.0	0	0	0	0
10/18	vs. Houston	0	0	0	0.0	0	0	0	0
10/25	vs. Buffalo	0	0	0	0.0	0	0	0	0
11/01	BYE WEEK								
11/08	at N.Y. Jets	1	1	0	0.0	0	0	0	0
11/15	at Baltimore	0	0	0	0.0	0	0	0	0
11/19	vs. Tennessee	0	0	0	0.0	0	0	0	0
11/29	vs. San Diego	0	0	0	0.0	0	0	0	0
12/06	at Tennessee	0	0	0	0.0	0	0	0	0
12/13	vs. Indianapolis	0	0	0	0.0	0	0	0	0
12/20	vs. Atlanta	1	1	0	0.0	0	0	0	0
12/27	at New Orleans	0	0	0	0.0	0	0	0	0
01/03	at Houston	1	0	1	0.5	0	0	0	0
<b>2015 totals:</b>		<b>8</b>	<b>6</b>	<b>2</b>	<b>0.5</b>	<b>0</b>	<b>0</b>	<b>1</b>	<b>0</b>

**Additional statistics:** five special teams tackles in 2015

# JOSH WALKER

73

## JOSH WALKER

OFFENSIVE LINEMAN  
6-5 330 LBS.  
MIDDLE TENNESSEE STATE  
BORN JUNE 2, 1991  
SPRING CITY, TENNESSEE  
ACQ: FREE AGENT 2017  
EXP: 3RD YEAR



### TRANSACTIONS

Originally signed by Indianapolis as an undrafted free agent on 5/11/14 ... Waived on 8/30/14 ... Signed by Indianapolis to the practice squad on 9/16/14 ... Signed by Green Bay to the practice squad on 9/23/14 ... Signed by Green Bay on 1/20/15 ... Waived on 9/3/16 ... Signed by Houston to the practice squad on 10/27/16 ... Promoted to the 53-man active roster on 11/8/16

### PRO (Games played/started - 17/0)

• Has played in 15 career games with Houston and Green Bay, as well as several stints on the practice squad in Green Bay, Indianapolis and Houston

### 2017 (w/ JAX - 2/0)

- 9/10 at HOU: Inactive
- 9/17 vs. TEN: Inactive
- 9/24 vs. BAL: Inactive
- 10/1 at NYJ: Inactive
- 10/8 at PIT: Inactive
- 10/15 vs LAR: Inactive
- 10/22 at IND: Inactive
- 11/5 vs. CIN: Inactive
- 11/12 vs. LAC: Saw action on special teams in his Jaguars debut
- 11/19 at CLE: Did not play
- 11/26 at ARI: Did not play
- 12/3 vs. IND: Saw action at LT for four snaps in place of injured Cam Robinson and on special teams
- 12/10 vs. SEA: Inactive
- 12/17 vs. HOU: Inactive

### 2016 (w/ HOU - 2/0)

- Spent training camp with Green Bay, before being waived and signed to the Houston practice squad prior to Week 8
- Active but DNP in Week 10
  - 12/18 vs. JAX: Made his Houston debut as a reserve offensive lineman

### 2015 (w/ G.B. - 13/0)

- Played in 13 games, seeing action on offense and special teams
  - 9/13 at CHI: Made his NFL debut, appearing on five snaps on special teams and three on offense
  - 10/11 vs. STL: Played 32 snaps at RG in place of T.J. Lang after he departed with injury

### 2014 (w/ IND - ps; w/ G.B. - ps)

- Served on Green Bay's practice squad for the final 13 games of the regular season and two playoff games
- Spent the first two weeks of the regular season on Indianapolis' practice squad

### COLLEGE (at Middle Tennessee State, 2010-13)

- Played in 49 games with 34 starts, including 25 straight to end his collegiate career, in four seasons with the Blue Raiders
- Never missed a game during his career
- Earned second-team All-Conference USA honors and was voted a team captain in his final season

### PERSONAL

- Attended Rhea County (Evansville, Tenn.) High School, where he was a three-year starter on the offensive and defensive line for the Golden Eagles
- Named to The Tennessean's 2008 Dream Team and the Best of Preps after recording 41 pancake blocks his senior year in helping lead his team to a 10-3 record
- Also lettered in track and field his senior year, participating in the shot put and discus events

# JOSH WELLS

72

## JOSH WELLS

OFFENSIVE LINEMAN

6-6 306 LBS

JAMES MADISON

BORN FEBRUARY 14, 1991

MECHANICSVILLE, VIRGINIA

ACQ: ROOKIE FREE AGENT 2014

EXP: 3RD YEAR



### TRANSACTIONS

Originally signed by Jacksonville as an undrafted rookie on 5/14/14 ... Placed on injured reserve on 9/4/16 ... Activated to 53-man roster on 11/21/16

### PRO (Games played/started - 29/3)

• Third-year OL has contributed on special teams, LT, LG and RT

### 2017 (w/ JAX - 13/3)

- **9/10 at HOU:** Saw action on special teams
- **9/17 vs. TEN:** Saw action on special teams
- **9/24 vs. BAL:** Saw action at LT and on special teams
- **10/1 at NYJ:** Saw action on special teams
- **10/8 at PIT:** Saw action as an extra offensive lineman and on special teams
- **10/15 vs LAR:** Saw action on special teams
- **10/22 at IND:** Stepped in at LT for **Cam Robinson** (ankle) in the first quarter and played the remainder of the game and helped the team rush for 188 yards
- **11/5 vs. CIN:** Played four snaps at LT for injured Cam Robinson and one snap at RT for injured Jermei Parnell
- **11/12 vs. LAC:** Started at RT in place of injured RT **Jermei Parnell** and helped the team rush for 135 yards
- **11/19 at CLE:** Started at RT in place of injured **Jermei Parnell** and helped the team rush for 139 yards
- **11/26 at ARI:** Started at RT in place of injured **Jermei Parnell**
- **12/3 vs. IND:** Inactive (concussion)
- **12/10 vs. SEA:** Saw action as an extra offensive lineman
- **12/17 vs. HOU:** Saw action at RT in relief of **Jermei Parnell**

### 2016 (w/ JAX - 5/0)

Spent the first 11 weeks on the team's injured reserve list (thumb) before being activated to the 53-man roster prior Week 12

- **11/27 at BUF:** Made his 2016 debut on special teams
- **12/4 vs. DEN:** Saw action on special teams
- **12/11 vs. MIN:** Saw one snap at LT and saw action on special teams
- **12/18 at HOU:** Saw action at LG in relief of **Jeremiah Poutasi** ... Left the game with a shoulder injury and did not return
- **12/24 vs. TEN:** Dressed but did not play
- **1/1 at IND:** Saw action along the offensive line

### 2015 (w/ JAX - IR)

Placed on injured reserve on August 28 with a thumb injury

### 2014 (w/ JAX - 12/0)

One of three undrafted rookies to make opening day roster (**Tyler Shatley, Allen Hurns**) ... Played in 12 games as a rookie, primarily on special teams

- **9/21 at IND:** Made NFL debut on special teams
- **10/26 vs. MIA:** Inserted into the game in the first quarter for **Luke Joeckel** (concussion) at LT and played the remainder of the game
- **11/30 vs. NYG:** Inserted into the game in the second quarter for an injured **Austin Pasztor** at RT and played every snap

### COLLEGE (at James Madison, 2009-13)

- Four-year letterman
- Started all 12 games as a senior in 2013 while serving as a team captain
- Two-time second-team All-CAA selection
- Saw action at TE and DL to fill-in for injury
- Majored in sports management

### PERSONAL

- Four-year letterman at QB for Hanover (Mechanicsville, Va.) High School, where he threw for more than 4,000 yards and 28 TDs while rushing for 900 yards and five TDs
- First-team All-Capital District selection as a senior
- Two-year team captain
- Full name is Joshua Ryan Wells
- Twitter handle is @J\_Wells72

# DEDE WESTBROOK

## 12 DEDE WESTBROOK

WIDE RECEIVER

6-0 178 LBS


OKLAHOMA

BORN NOVEMBER 21, 1993

CAMERON, TEXAS

ACQ: FOURTH ROUND OF 2017 DRAFT (110TH)

EXP: ROOKIE



### TRANSACTIONS

Drafted by Jacksonville in the fourth round (110th overall) of the 2017 draft ... Placed on injured/reserve on 9/8/17 ... Activated to the 53-man roster on 11/18/17

### PRO (Games played/started - 5/3)

- Spent first 10 weeks of the season on injured/reserve
- Led the NFL in receiving yards (288), tied for most receiving TDs (2) and was second in receptions (13) during the 2017 preseason

### 2017 (w/ JAX - 5/3)

Activated to the 53-man active roster prior to the team's Week 11 game at Cleveland

- **11/19 at CLE:** Made his NFL and Jaguars debut and recorded three receptions for 35 yards, including a game-long 28-yard reception
- **11/26 at ARI:** Led the team with six receptions for 41 yards
- **12/3 vs. IND:** Made his first career start at WR and recorded six receptions for 78 yards
- **12/10 vs. SEA:** Started at WR and recorded five receptions for 81 yards and his first career TD, an 18-yard catch in the third quarter
- **12/17 vs. HOU:** Started at WR and recorded two receptions for 21 yards

### COLLEGE (at Oklahoma, 2015-16)

• Finished career ranked fourth in school history with nine 100-yard receiving games, tied for sixth with 21 TD receptions, seventh with 2,267 career receiving yards and 12th with 126 career receptions, despite playing just two seasons

### 2016 (Senior)

One of five Heisman Trophy finalists (along with teammate **Baker Mayfield**) ... OU's first winner of the Biletnikoff Award, given to the most outstanding receiver ... One of four finalists for the Paul Hornug Award, given to the most versatile college player of the year ... Set the OU single-season record with 17 receiving TDs ... Recorded at least 100 receiving yards in eight of OU's nine Big 12 games and 88 in the other ... Led all Power 5 players in receiving yards (1,524) and receiving TDs per game (1.31) while ranking third in receiving yards per game (117.2) ... 1,370 of his 1,524 receiving yards and all 17 of his receiving TDs came in the last 10 games (most receiving yards and TDs in a 10-game stretch in school history) ... His 17 receiving scores over the final 10 games were more than 43 teams had on the season ... His 12 offensive TDs of at least 40 yards were the most in one season since by an FBS player since at least 1996 ... Led nation in receptions of 20-plus yards (26), 50-plus yards (seven), 60-plus yards (six) and 70-plus yards (three) ... Led Big 12 in conference play in receiving yards (145.7 per game) and points (11.6 per game) ... Averaged 16.2 yards on his nine punt returns, including a 71-yard TD return against Kansas State, and 27.1 yards on his nine kickoff returns

### 2015 (Junior)

Named Big 12 Offensive Newcomer of the Year by league's coaches ... Started all 13 games ... Totaled 46 receptions for 743 yards (16.2 rec. avg.) and four TDs

### Junior College

Mid-year transfer was a four-star recruit by ESPN, Rivals and Scout and a three-star recruit by 247Sports ... Listed as No. 12 overall JUCO player by ESPN, No. 22 by Scout and No. 33 by 247Sports ... Ranked as No. 3 JUCO wide receiver by ESPN and No. 4 by 247Sports ... Ranked second in the nation with 76 receptions and led junior college ranks with 1,487 yards and 13 TDs in only eight games to earn NJCAA First-Team All-America honors as a sophomore at Blinn Community College

### HIGH SCHOOL

- Attended Cameron Yoe (Texas) High School

### REGULAR SEASON CAREER STATISTICS

YEAR	TEAM	GP/GS	RECs	YDS	AVG.	LG	TD
2017	JAX	5/3	22	256	11.6	29	1
NFL totals: 1 yr.		5/3	22	256	11.6	29	1

### 2017 GAME-BY-GAME STATISTICS

DATE	OPP	RECs	YDS	AVG.	LG	TD
09/10	at Houston			IR		
09/17	vs. Tennessee			IR		
09/24	vs. Baltimore			IR		
10/01	at New York Jets			IR		
10/08	at Pittsburgh			IR		
10/15	vs. LA Rams			IR		
10/22	at Indianapolis			IR		
	BYE WEEK					
11/05	vs. Cincinnati			IR		
11/12	vs. LA Chargers			IR		
11/19	at Cleveland	3	35	11.7	28	0
11/26	at Arizona	6	41	6.8	10	0
12/03	vs. Indianapolis	6	78	13.0	22	0
12/10	vs. Seattle	5	81	16.2	29	1
12/17	vs. Houston	2	21	10.5	14	0
12/24	at San Francisco					
12/31	at Tennessee					
<b>2017 totals:</b>		<b>22</b>	<b>256</b>	<b>11.6</b>	<b>29</b>	<b>1</b>

# JARROD WILSON

26

## JARROD WILSON



SAFETY

6-2 210 LBS

MICHIGAN

BORN FEBRUARY 9, 1994

AKRON, OHIO

ACQ: FREE AGENT 2016

EXP: 2ND YEAR

### TRANSACTIONS

Originally signed by Jacksonville as an undrafted rookie on May 1, 2016

### PRO (Games played/started - 29/0)

- Made his NFL debut in Week 1 of the 2016 season

### 2017 (w/ JAX - 13/0)

- **9/10 at HOU:** Saw action on special teams
- **9/17 vs. TEN:** Saw action on special teams
- **9/24 vs. BAL:** Saw action at S and on special teams
- **10/1 at NYJ:** Recorded one solo special teams tackle
- **10/8 at PIT:** Inactive
- **10/15 vs. LAR:** Saw action on special teams
- **10/22 at IND:** Recorded one solo tackle
- **11/5 vs. CIN:** Saw action at S and on special teams
- **11/12 vs. LAC:** Recorded one solo special teams tackle
- **11/19 at CLE:** Saw action at S and on special teams, recovering one fumble in the third quarter on CLE S **Jabrill Peppers'** muffed punt
- **11/26 at ARI:** Recorded two solo special teams tackles
- **12/3 vs. IND:** Recorded two special teams tackles (one solo)
- **12/10 vs. SEA:** Recorded one solo special teams tackle
- **12/17 vs. HOU:** Recorded two solo tackles

### 2016 (w/ JAX - 16/0)

- **9/11 vs. G.B.:** Made his NFL and Jaguars debut and played 12 snaps on special teams
- **9/18 at S.D.:** Played four snaps at SS and four snaps on special teams
- **9/25 vs. BAL:** Saw action on special teams
- **10/2 vs. IND:** Played one snap at safety and contributed on special teams
- **10/16 at CHI:** Saw one snap at SS and contributed on special teams
- **10/23 vs. OAK:** Saw action on special teams and on defense and led the team with four ST tackles (three solo)
- **10/27 at TEN:** Saw action on special teams and assisted on one special teams tackle
- **11/6 at K.C.:** Saw action on special teams
- **11/13 vs. HOU:** Saw three snaps at SS and registered one solo tackle ... Also saw action on special teams
- **11/20 at DET:** Saw action primarily on special teams
- **11/27 at BUF:** Saw action primarily on special teams
- **12/4 vs. DEN:** Played two snaps at safety and saw action on special teams
- **12/11 vs. MIN:** Saw nine snaps at SS and action on special teams, recording one special teams tackles
- **12/18 at HOU:** Saw action at FS in goal-line situations and recorded one solo tackle
- **12/24 vs. TEN:** Saw action on special teams
- **1/1 at IND:** Played two snaps at safety and saw action on special teams

### COLLEGE (at Michigan, 2012-15)

- Four-year letterman
- Appeared in 48 games with 31 starts
- Career totals include 169 tackles, 4 tackles for loss, one forced fumble, one fumble recovery, four INTs and seven passes defensed
- Named a 2015 All-Big Ten honorable mention
- As a senior in 2015, started all 13 games at safety
- As a junior in 2014, started 10 games at safety and totaled 50 tackles and one forced fumble
- Majored in general studies in the College of Literature, Science and the Arts

### PERSONAL

- Attended Akron (Ohio) Buchtel High School where he played for former Michigan RB Ricky Powers
- Registered 71 tackles and three INTs, including one pick-six, as a senior in 2011 en route to first-team All-State honors
- Also lettered in basketball
- His uncle, Dave Young, played at Purdue and for the Baltimore Colts

### REGULAR SEASON CAREER STATISTICS

YEAR	TEAM	GP/GS	TKL	SOLO	ASST	SACKS	FF	FR	PD	INT
2016	JAX	16/0	2	2	0	0.0	0	0	0	0
2017	JAX	13/0	3	3	0	0.0	0	1	0	0
<b>Career totals:</b>		<b>2 yrs.29/0</b>	<b>5</b>	<b>5</b>	<b>0</b>	<b>0.0</b>	<b>0</b>	<b>1</b>	<b>0</b>	<b>0</b>

### 2017 GAME-BY-GAME STATISTICS

DATE	OPP	TKL	SOLO	ASST	TFL	SACKS	ST	FF	FR	INT	PD
09/10	at Houston	0	0	0	0	0.0	0	0	0	0	0
09/17	vs. Tennessee	0	0	0	0	0.0	0	0	0	0	0
09/24	vs. Baltimore	0	0	0	0	0.0	0	0	0	0	0
10/01	at New York Jets	0	0	0	0	0.0	1	0	0	0	0
10/08	at Pittsburgh	Inactive									
10/15	vs. LA Rams	0	0	0	0	0.0	0	0	0	0	0
10/22	at Indianapolis	1	1	0	0	0.0	0	0	0	0	0
BYE WEEK											
11/05	vs. Cincinnati	0	0	0	0	0.0	0	0	0	0	0
11/12	vs. LA Chargers	0	0	0	0	0.0	1	0	0	0	0
11/19	at Cleveland	0	0	0	0	0.0	0	0	1	0	0
11/26	at Arizona	0	0	0	0	0.0	2	0	0	0	0
12/03	vs. Indianapolis	0	0	0	0	0.0	2	0	0	0	0
12/10	vs. Seattle	0	0	0	0	0.0	1	0	0	0	0
12/17	vs. Houston	2	2	0	0	0.0	0	0	0	0	0
12/24	at San Francisco										
12/31	at Tennessee										
<b>2017 totals:</b>		<b>3</b>	<b>3</b>	<b>0</b>	<b>0.0</b>	<b>0</b>	<b>7</b>	<b>0</b>	<b>1</b>	<b>0</b>	<b>0</b>

### 2016 GAME-BY-GAME STATISTICS

DATE	GAME	TKL	SOLO	ASST	SACKS	FF	FR	PD	INT
09/11	vs. Green Bay	0	0	0	0.0	0	0	0	0
09/18	at San Diego	0	0	0	0.0	0	0	0	0
09/25	vs. Baltimore	0	0	0	0.0	0	0	0	0
10/02	vs. Indianapolis	0	0	0	0.0	0	0	0	0
BYE WEEK									
10/16	at Chicago	0	0	0	0.0	0	0	0	0
10/23	vs. Oakland	0	0	0	0.0	0	0	0	0
10/27	at Tennessee	0	0	0	0.0	0	0	0	0
11/06	at Kansas City	0	0	0	0.0	0	0	0	0
11/13	vs. Houston	1	1	0	0.0	0	0	0	0
11/20	at Detroit	0	0	0	0.0	0	0	0	0
11/27	at Buffalo	0	0	0	0.0	0	0	0	0
12/04	vs. Denver	0	0	0	0.0	0	0	0	0
12/11	vs. Minnesota	0	0	0	0.0	0	0	0	0
12/18	at Houston	1	1	0	0.0	0	0	0	0
12/24	vs. Tennessee	0	0	0	0.0	0	0	0	0
01/01	at Indianapolis	0	0	0	0.0	0	0	0	0
<b>2016 totals:</b>		<b>2</b>	<b>2</b>	<b>0</b>	<b>0.0</b>	<b>0</b>	<b>0</b>	<b>0</b>	<b>0</b>

**Additional statistics:** six special teams tackles in 2016

# T.J. YELDON

24

## T.J. YELDON

RUNNING BACK

6-1 223 LBS


ALABAMA

BORN OCTOBER 2, 1993

DAPHNE, ALABAMA

ACQ: 2ND ROUND OF 2015 DRAFT (36TH)

EXP: 3RD YEAR



### TRANSACTIONS

Originally drafted by Jacksonville in the second round (36th overall) of the 2015 Draft ... Placed on injured reserve on 12/26/16

### PRO (Games played/started - 35/25)

• Third-year RB has started in 25 of 30 career games he has appeared in

### 2017 (w/ JAX - 8/0)

- **9/10 at HOU:** Inactive
- **9/17 vs. TEN:** Inactive
- **9/24 vs. BAL:** Inactive
- **10/1 at NYJ:** Inactive
- **10/8 at PIT:** Inactive
- **10/15 vs LAR:** Inactive
- **10/22 at IND:** Rushed nine times for 122 yards and one TD, including a career-long touchdown run of 58 yards ... Recorded two receptions for 15 yards
- **11/5 vs. CIN:** Rushed 11 times for 41 yards and recorded two receptions for 11 yards
- **11/12 vs. LAC:** Rushed three times for 11 yards and recorded six receptions for 39 yards
- **11/19 at CLE:** Rushed five times for 15 yards and had one reception for five yards
- **11/26 at ARI:** Rushed three times for 10 yards and had five receptions for 42 yards
- **12/3 vs. IND:** Recorded two receptions for 25 yards
- **12/10 vs. SEA:** Rushed twice for nine yards
- **12/17 vs. HOU:** Rushed seven times for 27 yards and caught four passes for 25 yards

### 2016 (w/ JAX - 15/13)

Started 13 of 15 games played ... Totaled 130 rushes for 465 yards, including one TD, and had 50 receptions for 312 receiving yards and one TD

- **9/11 vs. G.B.:** Started at RB and rushed 21 times for 39 yards and one TD
- **9/18 at S.D.:** Rushed seven times for 28 yards (4.0 avg.)
- **9/25 vs. BAL:** Rushed six times for 17 yards and also had 2 receptions for 11 yards
- **10/2 vs. IND:** Rushed 14 times for 71 yards (5.1 avg.) and recorded four receptions for 46 yards
- **10/16 at CHI:** Rushed six times for 21 yards and posted one reception for five yards
- **10/23 vs. OAK:** Rushed six times for 24 yards and caught one pass for four yards ... Matched his longest rush of the season with a 15-yard run
- **10/27 at TEN:** Rushed for 20 yards on three carries and also had four receptions for 36 yards
- **11/6 at K.C.:** Rushed seven times for 33 yards (4.7 rush avg.) and had five receptions for 32 yards and one TD
- **11/13 vs. HOU:** Rushed nine times for 31 yards (3.4 rush avg.) and had three receptions for 27 yards (9.0 rec. avg.)
- **11/20 at DET:** Rushed four times for 16 yards (4.0 rush avg.) before exiting the game with an ankle injury
- **11/27 at BUF:** Rushed six times for 17 yards and posted one reception for three yards
- **12/4 vs. DEN:** Rushed 14 times for 55 yards and posted three receptions for 27 yards
- **12/11 vs. MIN:** Rushed 17 times for 59 yards (3.5 avg.) and posted a team-high seven receptions for 31 yards (4.4 rec. avg.)
- **12/18 at HOU:** Rushed eight times for 28 yards (3.5 avg.) and recorded team-highs with five receptions for 34 yards
- **12/24 vs. TEN:** Rushed twice for five yards and left the game in the first quarter with an ankle injury and did not return

### 2015 (w/ JAX - 12/12)

Played and started in 12 games during his rookie season ... Totaled 182 rushes for 740 yards (4.1 rush avg.) and two TDs and 36 receptions for 279 yards (7.8 rec. avg.) and one TD ... His 740 rushing yards are the most by a Jaguars rookie in a single season since **Maurice Jones-Drew** (941 yards) in 2006 ... Ranked fourth among NFL rookies with 1,019 scrimmage yards (740 rushing, 279 receiving)

- **9/13 vs. CAR:** Rushed 12 times for 51 yards (4.3 avg.) and had three receptions for 16 yards (5.3 avg.) in NFL debut
- **9/20 vs. MIA:** Rushed 25 times for 70 yards (2.8 avg.) and had three receptions

for 13 yards (4.3 avg.)

- **10/4 at IND:** Recorded his first 100-yard rushing game of his career, tallying 22 rushes for 105 yards (4.8 avg.), including a career-long 36-yard scamper in OT ... Also had two catches for four yards (2.0 rec. avg.) ... Became first Jaguars rookie RB to rush for 100 yards since Jones-Drew recorded 131 yards on 12/24/06 versus New England
- **10/11 at T.B.:** Rushed 11 times for 32 yards (2.9 rush avg.) and had five receptions for 31 yards (6.2 rec. avg.), including his first career NFL touchdown
- **10/25 vs. BUF:** Rushed 20 times for a season- and career-high 115 yards and his first career TD
- **11/8 at NYJ:** Rushed 14 times for 64 yards (4.6 rush avg.), including a career-long 45-yard carry in the fourth quarter
- **12/6 at TEN:** Rushed 15 times for 57 yards (3.8 rush avg.) and one TD, and had four receptions for a career-high 79 receiving yards, including a career-long reception of 67 yards

### COLLEGE (at Alabama, 2012-14)

- Appeared in 39 games with 21 starts and finished fourth in school history with 3,322 career rushing yards and third with 37 career rushing TDs
- Only player in school history to rush for 1,000-plus yards in his first two seasons
- Fifth player in program history to rush for 1,000-plus yards in multiple seasons, joining **Johnny Musso** (1970-71), **Bobby Humphrey** (1986-87), **Shaun Alexander** (1998-99) and **Kenneth Darby** (2004-05)
- Finished 243 yards behind Alexander's school record of 3,565 yards (1996-99)
- Only player in school history to be named the Dixie Howell Memorial Most Valuable Player of the A-Day Game three times

### PERSONAL

- Attended Daphne (Ala.) High School where he played for coach Glenn Vickery
- Named Mr. Football for the state of Alabama by the Alabama Sports Writers Association
- First-team All-State selection by the ASWA
- Second-team USA Today High School All-America selection
- Five-star recruit according to Rivals.com and 247sports.com
- Totaled 6,155 scrimmage yards in four years with 73 TDs
- Won the 2010 Alabama 6A State Championship
- Twitter handle is @T\_Yeldon



### REGULAR SEASON CAREER STATISTICS

YEAR	TEAM	GP/GS	RUSHING					RECEIVING				
			NO	YDS	AVG	LG	TD	NO	YDS	AVG	LG	TD
2015	JAX	12/12	182	740	4.1	45	2	36	279	7.8	67	1
2016	JAX	15/13	130	465	3.6	16	1	50	312	6.2	16	1
2017	JAX	8/0	40	235	5.9	58t	1	22	162	7.4	16	0
<b>NFL totals: 3 yrs. 35/25</b>			<b>352</b>	<b>1,425</b>	<b>4.0</b>	<b>58t</b>	<b>4</b>	<b>108</b>	<b>763</b>	<b>7.1</b>	<b>67</b>	<b>2</b>



### CAREER HIGHS

	GAME	SEASON
<b>Rushing attempts:</b>	25 (9/20/15 vs. MIA)	182 (2015)
<b>Rushing yards:</b>	115 (10/25/15 vs. BUF)	740 (2015)
<b>Longest rush:</b>	45 (11/8/15 at NYJ)	45 (2015)
<b>Rushing touchdowns:</b>	1 (three times, last: 9/11/16 vs. G.B.)	2 (2014)
<b>Receptions:</b>	8 (9/18/16 at S.D.)	36 (2015)
<b>Receiving yards:</b>	79 (12/6/15 at TEN)	279 (2015)
<b>Longest reception:</b>	67 (12/6/15 at TEN)	67 (2015)
<b>Receiving touchdowns:</b>	1 (twice, last: 11/6/16 at KC)	1 (2015 & 2016)



### 2017 GAME-BY-GAME STATISTICS

DATE	GAME	RUSHING					RECEIVING				
		NO	YDS	AVG	LG	TD	NO	YDS	AVG	LG	TD
09/10	at Houston										
09/17	vs. Tennessee										
09/24	vs. Baltimore										
10/01	at New York Jets										
10/08	at Pittsburgh										
10/15	vs. LA Rams										
10/22	at Indianapolis	9	122	13.6	58t	1	2	15	7.5	8	0
<b>BYE WEEK</b>											
11/05	vs. Cincinnati	11	41	3.7	15	0	2	11	5.5	6	0
11/12	vs. LA Chargers	3	11	3.7	8	0	6	39	6.5	11	0
11/19	at Cleveland	5	15	3.0	9	0	1	5	5.0	5	0
11/26	at Arizona	3	10	3.3	6	0	5	42	8.4	16	0
12/03	vs. Indianapolis	0	0	0.0	-	0	2	25	12.5	16	0
12/10	vs. Seattle	2	9	4.5	6	0	0	0	0.0	-	0
12/17	vs. Houston	7	27	3.9	9	0	4	25	6.3	11	0
12/24	at San Francisco										
12/31	at Tennessee										
<b>2017 totals:</b>		<b>40</b>	<b>235</b>	<b>5.9</b>	<b>58t</b>	<b>1</b>	<b>22</b>	<b>162</b>	<b>7.1</b>	<b>16</b>	<b>0</b>

# T.J. YELDON



## 2016 GAME-BY-GAME STATISTICS

DATE	GAME	RUSHING					RECEIVING				
		NO	YDS	AVG	LG	TD	NO	YDS	AVG	LG	TD
09/11	vs. Green Bay	21	39	1.9	7	1	4	30	7.5	11	0
09/18	at San Diego	7	28	4.0	15	0	8	10	1.3	8	0
09/25	vs. Baltimore	6	17	2.8	9	0	2	11	5.5	6	0
10/02	vs. Indianapolis	14	71	5.1	15	0	4	46	11.5	16	0
	BYE WEEK										
10/16	at Chicago	6	21	3.5	13	0	1	5	5.0	5	0
10/23	vs. Oakland	6	24	4.0	15	0	1	4	4.0	4	0
10/27	at Tennessee	3	20	6.7	12	0	4	36	9.0	12	0
11/06	at Kansas City	7	33	4.7	16	0	5	32	6.4	13t	1
11/13	vs. Houston	9	32	3.6	7	0	3	27	9.0	17	0
11/20	at Detroit	4	16	4.0	7	0	2	16	8.0	14	0
11/27	at Buffalo	6	17	2.8	6	0	1	3	3.0	3	0
12/04	vs. Denver	14	55	3.9	8	0	3	27	9.0	10	0
12/11	vs. Minnesota	17	59	3.5	12	0	7	31	4.4	10	0
12/18	at Houston	8	28	3.5	12	0	5	34	6.8	10	0
12/24	vs. Tennessee	2	5	2.5	4	0	0	0	0.0	0	0
01/01	at Indianapolis					IR					
<b>2016 totals:</b>		<b>130</b>	<b>465</b>	<b>3.6</b>	<b>16</b>	<b>1</b>	<b>50</b>	<b>312</b>	<b>6.2</b>	<b>16</b>	<b>1</b>



## 2015 GAME-BY-GAME STATISTICS

DATE	GAME	RUSHING					RECEIVING				
		NO	YDS	AVG	LG	TD	NO	YDS	AVG	LG	TD
09/13	vs. Carolina	12	51	4.3	14	0	3	16	5.3	7	0
09/20	vs. Miami	25	70	2.8	12	0	3	13	4.3	11	0
09/27	at New England	11	33	3.0	8	0	2	9	4.5	9	0
10/04	at Indianapolis	22	105	4.8	36	0	2	4	2.0	5	0
10/11	at Tampa Bay	11	32	2.9	10	0	5	31	6.2	13	1
10/18	vs. Houston					ina					
10/25	vs. Buffalo	20	115	5.8	28t	1	1	9	9.0	9	0
	BYE WEEK										
11/08	at N.Y. Jets	14	64	4.6	45	0	3	37	12.3	21	0
11/15	at Baltimore	18	61	3.4	16	0	5	6	1.2	7	0
11/19	vs. Tennessee	14	54	3.9	15	0	3	28	9.3	13	0
11/29	vs. San Diego	9	36	4.0	21	0	4	46	11.5	20	0
12/06	at Tennessee	15	57	3.8	9	1	4	79	19.8	67	0
12/13	vs. Indianapolis	11	62	5.6	14	0	1	1	1.0	1	0
12/20	vs. Atlanta					ina					
12/27	at New Orleans					ina					
01/03	at Houston					ina					
<b>2015 totals:</b>		<b>182</b>	<b>740</b>	<b>4.1</b>	<b>45</b>	<b>2</b>	<b>36</b>	<b>279</b>	<b>7.8</b>	<b>67</b>	<b>1</b>





# **GAME SUMMARIES**

**REGULAR SEASON WEEK 16 AT SAN FRANCISCO 49ERS**

# GAME SUMMARIES



## WEEK 1 AT HOUSTON

Sept. 10, 2017 at NRG Stadium

	1	2	3	4	OT	Final
JACKSONVILLE JAGUARS (1-0)	3	16	7	3	-	29
HOUSTON TEXANS (0-1)	0	0	7	0	-	7

With the backdrop of hurricane relief efforts in Houston in the aftermath of Harvey, and a raucous crowd on hand, the Jaguars turned in their best Opening Day effort in years with a statement-making 29-7 division win at NRG Stadium. Leading the way was a defense that dominated the game with a franchise-record 10 sacks, including 4.0 by **Calais Campbell**, and four takeaways that led to 16 points. On offense rookie **Leonard Fournette** rushed for 100 yards and a touchdown in his NFL debut, while **Chris Ivory** added 42 yards on nine carries. Jacksonville scored on its first possession of the new season, marching 51 yards in eight plays to set up **Jason Myers**' 42-yard field goal. Houston's first six possessions ended with four punts, including three 3-and-outs, followed by back-to-back fumbles on strip-sacks by **Yannick Ngakoue**. The first fumble led to Fournette's 1-yard scoring run, and the second was scooped up by **Dante Fowler Jr.** and returned 53 yards for a touchdown to give the Jaguars a 19-0 halftime lead with 49 seconds remaining in the first half. By that time Campbell had 3.5 sacks and Ngakoue had 2.0 with two forced fumbles. **Deshawn Watson** replaced **Tom Savage** as the Texans quarterback at halftime, and Houston opened the second half with its best drive of the day, going 75 yards on 14 plays to a 4-yard touchdown pass from Watson to **DeAndre Hopkins**. But Jacksonville responded quickly with a 10-play, 75-yard series ending with a TD pass from Bortles to **Tommy Bohanon** to make it 26-7. The Texans' next drive of 11 plays reached the Jacksonville 35-yard line before Fowler's strip sack of Watson was recovered by Ngakoue. Two possessions later Houston put together a 7-play drive, but that was ended by another turnover, this time an interception by **Tashaun Gipson** that he returned 67 yards to set up Myers' 38-yard field goal to cap the scoring at 29-7 with 3:15 remaining. In the only bad news of the day, **Allen Robinson** suffered a torn ACL on the third play of the game. The win was the Jaguars' first on Opening Day since 2011, and their first road win on Opening Day since 2004.

Team	Q	Time	Scoring Play	Drive Info
Jax	1	12:08	J. Myers 42 yd. Field Goal	8-51, 2:52
Jax	2	14:49	J. Myers 25 yd. Field Goal	10-77, 5:14
Jax	2	2:02	L. Fournette 1 yd. run (kick failed, wr)	9-53, 5:29
Jax	2	0:49	D. Fowler 53 yd. fumble return (Myers kick)	
Hou	3	9:09	D. Hopkins 4 yd. pass from D. Watson (Fairbairn kick)	14-75, 5:51
Jax	3	4:14	T. Bohanon 1 yd. pass from B. Bortles (Myers kick)	10-75, 4:55
Jax	4	3:11	J. Myers 38 yd. Field Goal	4-7, 0:20

### Team Statistics

	Jaguars	Texans
First Downs (Run-Pass-Pen)	19 (7-8-4)	23 (4-11-8)
Total Yards-Plays-Avg.	280-60-4.7	203-69-2.9
Rushing Yards-Attempts-Avg.	155-39-4.0	93-23-4.0
Net Yards Passing (Sacked-Yds)	125 (0-0)	110 (10-54)
Att-Comp-Int	21-11-0	36-19-1
Third Down Conversions (%)	3-12 (25%)	5-12 (42%)
Fourth Down Conversions (%)	1-1 (100%)	0-1 (0%)
Punts-Avg.	4-46.8	5-43.2
Fumbles-Lost	0-0	3-3
Penalties-Yards	10-89	9-94
Time of Possession	30:05	29:55

### Individual Statistics

**Texans Rushing:** L. Miller 17-65, D. Watson 2-16, T. Ervin 3-8, D. Foreman 1-4  
**Jaguars Rushing:** L. Fournette 26-100, C. Ivory 9-42, B. Bortles 3-13

**Texans Passing:** D. Watson 12-23-102 (TD, INT); T. Savage 7-13-62  
**Jaguars Passing:** B. Bortles 11-21-125 (TD)

**Texans Receiving:** D. Hopkins 7-55, C. Fierdorowicz 4-46, T. Ervin 4-18, L. Miller 2-31, S. Anderson 2-14  
**Jaguars Receiving:** A. Hurns 3-42, L. Fournette 3-24, J. O'Shaughnessy 1-18, A> Robinson 1-17, A. Benn 1-12, C. Ivory 1-11, T. Bohanon 1-1

**Sacks: Texans** None  
**Sacks: Jaguars** 10.0 (Campbell 4.0; Ngakoue 2.0; McCray 1.5; Fowler Jr. 1.0; Jackson 1.0; Jones 0.5)

**Interceptions: Texans** None  
**Interceptions: Jaguars** 1 (T. Gipson)

**Paid Attendance:** 71,710      **Time:** 3:06      **Temperature:** 80 degrees



## WEEK 2 VS. TENNESSEE

Sept. 17, 2017 at EverBank Field

	1	2	3	4	OT	Final
TENNESSEE TITANS (1-1)	3	3	17	14	--	37
JACKSONVILLE JAGUARS (1-1)	3	0	0	13	--	16

Making their regular season home debut, the Jaguars started fast with a three-and-out on defense followed by a **Jason Myers** 43-yard field goal on their first possession, but Tennessee took over from there on the strength of 179 rushing yards and three takeaways for a 37-16 win. Following the Jaguars' opening drive the offense struggled, with five punts and three turnovers on their next eight possessions including three straight turnovers in the second and third quarters. Tennessee turned both of **Blake Bortles'** interceptions into points with field goals of 41 and 26 yards for a 9-3 lead early in the second half, then extended its string to six straight scoring drives with touchdowns on each of the next four. **Derek Henry** blasted through the defense for a 17-yard scoring run before **Delanie Walker** ran in from a yard out to give Tennessee a 23-3 advantage late in the third quarter. Four touchdowns were scored in the final period, with Tennessee extending the lead to 30-0 on a **Marcus Mariota** 32-yard pass to **Jonnu Smith** before Leonard Fournette got the Jaguars' first touchdown of the day on a one-yard run. The Titans' **Jalston Fowler** scored on a three-yard touchdown run for a 37-9 lead before Bortles threw a seven-yard touchdown pass to **Allen Hurns** with 2:11 remaining. While Tennessee scored in all four quarters, the Jaguars' highlights were limited to **Marqise Lee's** seven receptions and the defense was limited to a **Telvin Smith** interception and a **Myles Jack** sack of Mariota.

Team	Q	Time	Scoring Play	Drive Info
Jax	1	7:24	J. Myers 43 yd. Field Goal	12-51, 6:01
Ten	1	2:16	R. Succop 40 yd. Field Goal	11-53, 5:08
Ten	2	0:00	R. Succop 41 yd. Field Goal	10-38, 2:13
Ten	3	9:24	R. Succop 26 yd. Field Goal	10-31, 4:40
Ten	3	6:36	D. Henry 17 yd. run (Succop kick)	2-34, 0:46
Ten	3	2:49	D. Walker 1 yd. run (Succop kick)	3-49, 1:34
Ten	4	9:57	J. Smith 32 yd. pass from M. Mariota (Succop kick)	8-86, 5:19
Jax	4	7:12	L. Fournette 1 yd. run (pass failed)	6-75, 2:45
Ten	4	4:14	J. Fowler 3 yd. run (Succop kick)	6-25, 2:58
Jax	4	2:11	A. Hurns 7 yd. pass from B. Bortles (Myers kick)	6-77, 2:03

### Team Statistics

	Titans	Jaguars
First Downs (Run-Pass-Pen)	21 (12-9-0)	20 (6-13-1)
Total Yards-Plays-Avg.	390-64-6.1	310-61-5.1
Rushing Yards-Attempts-Avg.	179-36-5.0	99-25-4.0
Net Yards Passing (Sacked-Yds)	211 (1-4)	211 (2-12)
Att-Comp-Int	27-15-1	34-20-2
Third Down Conversions (%)	6-13 (46%)	5-13 (46%)
Fourth Down Conversions (%)	0-0 (0%)	0-0 (0%)
Punts-Avg.	3-41.7	5-49.2
Fumbles-Lost	0-0	3-1
Penalties-Yards	7-70	10-99
Time of Possession	30:46	29:14

### Individual Statistics

**Titans Rushing:** D. Henry 14-92, D. Murray 9-25, M. Mariota 6-24, D. Fluellen 3-18, T. Taylor 2-16, J. Fowler 1-3, D. Walker 1-1  
**Jaguars Rushing:** L. Fournette 14-40, B. Bortles 4-29, C. Ivory 6-17, C. Grant 1-13

**Titans Passing:** M. Mariota 15-27-215 (INT, TD)  
**Jaguars Passing:** B. Bortles 20-34-223 (2 INTs, TD)

**Titans Receiving:** D. Walker 4-61, R. Matthews 3-43, E. Decker 3-32, J. Smith 2-30, T. Taylor 1-42, C. Davis 1-4, D. Murray 1-3  
**Jaguars Receiving:** M. Lee 7-76, A. Hurns 6-82, C. Ivory 3-31, L. Fournette 2-21, K. Cole 2-13

**Sacks: Titans** 2.0 (B. Orakpo 1.0; D. Morgan 1.0)  
**Sacks: Jaguars** 1.0 (M. Jack)

**Interceptions: Titans** 2 (D. Searcy, C. Riley)  
**Interceptions: Jaguars** 1 (T. Smith)

**Paid Attendance:** 61,709      **Time:** 3:02      **Temperature:** 84 degrees

# GAME SUMMARIES



## WEEK 3 VS. BALTIMORE

Sept. 24, 2017 at Wembley Stadium

	1	2	3	4	OT	Final
BALTIMORE RAVENS (2-1)	0	0	0	7	--	7
JACKSONVILLE JAGUARS (2-1)	10	13	14	7	--	44

Playing in Wembley Stadium for the fifth consecutive year, the Jaguars turned in their most complete performance to date with a dominant 44-7 win against Baltimore led by **Mercedes Lewis'** career-high 3 touchdown catches. Scoring on three of their first five possessions, Jacksonville built a 23-0 halftime lead before adding three straight second-half touchdowns to go up 44-0 before the Ravens scored on their final possession. The Jaguars defense held Baltimore to 3-and-outs on their first four possessions, and overall held the Ravens to seven punts, three turnovers and a failed 4th down. The scoring began when **Jason Myers** kicked a 23-yard field goal to cap the Jaguars' opening 9-play drive. Their next series covered 80 yards in 7 plays and resulted in **Blake Bortles'** 17-yard touchdown pass to Lewis for a 10-0 lead. Myers added a 45-yard field goal on their next drive, and after the first of just 3 punts on the day the Jaguars scored on back-to-back possessions again. **A.J. Bouye's** interception and 19-yard return led to **Allen Hurns** catching a 5-yard Bortles touchdown pass, and Myers tacked on a 29-yard field goal for a 23-0 halftime lead. In the second half the Jacksonville defense got takeaways on consecutive Ravens possessions, with **Jalen Ramsey** intercepting **Joe Flacco** at the Baltimore 32 to set up Lewis' second of 3 touchdowns, this time a 30-yarder. **Calais Campbell** forced a fumble on Baltimore's next series, and **Telvin Smith** scooped the ball and returned it to the Baltimore 2 to set up Lewis' 4-yard touchdown catch. On the Jaguars' next drive they converted a fake punt on 4th-and-1 at the Jacksonville 35, with **Corey Grant** racing 58 yards to the Baltimore 7. **Leonard Fournette** then scored on a 3-yard run to make it 44-0 at the start of the fourth quarter when Flacco was replaced by **Ryan Mallett**.

Team	Q	Time	Scoring Play	Drive Info
Jax	1	9:05	J. Myers 23 yd. Field Goal	9-58, 4:27
Jax	1	3:32	M. Lewis 17 yd. pass from B. Bortles (Myers kick)	7-80, 3:53
Jax	2	10:49	J. Myers 45 yd. Field Goal	10-34, 6:16
Jax	2	4:55	A. Hurns 5 yd. pass from B. Bortles (Myers kick)	8-28, 3:11
Jax	2	0:38	J. Myers 29 yd. Field Goal	9-66, 2:15
Jax	3	9:42	M. Lewis 30 yd. pass from B. Bortles (Myers kick)	2-32, :43
Jax	3	7:48	M. Lewis 4 yd. pass from B. Bortles (Myers kick)	2-2, 0:25
Jax	4	14:56	L. Fournette 3 yd. run (Myers kick)	7-85, 3:28
Bal	4	3:24	B. Watson 6 yd. pass from R. Mallett (Tucker kick)	9-76, 5:09

### Team Statistics

	Ravens	Jaguars
First Downs (Run-Pass-Pen)	12(6-4-2)	24(7-13-4)
Total Yards-Plays-Avg.	186-54-3.4	410-68-6.0
Rushing Yards-Attempts-Avg.	134-25-5.4	166-35-4.7
Net Yards Passing (Sacked-Yds)	52 (2-12)	244 (0-0)
Att-Comp-Int	27-14-2	33-20-0
Third Down Conversions (%)	3-11 (27%)	3-12 (25%)
Fourth Down Conversions (%)	0-1 (0%)	2-2 (100%)
Punts-Avg.	7-44.4	3-50.0
Fumbles-Lost	1-1	0-0
Penalties-Yards	10-88	9-70
Time of Possession	25:57	34:03

### Individual Statistics

**Ravens Rushing:** A. Collins 9-82, T. West 6-26, J. Allen 8-15, M. Campanaro 1-7, M. Wallace 1-4  
**Jaguars Rushing:** C. Grant 6-75, L. Fournette 17-59, B. Bortles 3-18, C. Ivory 6-17

**Ravens Passing:** J. Flacco 8-18-28 (2 INTs), R. Mallett 6-9-36  
**Jaguars Passing:** B. Bortles 20-31-244 (4 TDs), C. Henne 0-2-0

**Ravens Receiving:** J. Allen 5-13, B. Watson 3-12, N. Boyle 2-14, J. Maclin 1-8, C. Matthews 1-8, M. Wallace 1-6, M. Campanaro 1-3  
**Jaguars Receiving:** M. Lee 4-65, M. Lewis 4-62, L. Fournette 3-21, A. Hurns 3-20, C. Ivory 2-25, C. Grant 1-18, K. Cole 1-13, J. O'Shaughnessy 1-12, T. Bohanon 1-8

**Sacks:** Ravens None  
**Sacks:** Jaguars 2.0 (D. Fowler 1.0, C. Campbell 0.5, M. Jackson 0.5)

**Interceptions:** Ravens None  
**Interceptions:** Jaguars 2 (A. Bouye, J. Ramsey)

**Paid Attendance:** 84,592      **Time:** 2:49      **Temperature:** 70 degrees



## WEEK 4 AT NEW YORK JETS

Oct. 1, 2017 at MetLife Stadium

	1	2	3	4	OT	Final
JACKSONVILLE JAGUARS (2-2)	7	3	0	10	0	20
NEW YORK JETS (2-2)	7	3	10	0	3	23

Despite several chances to finish with a win, the Jaguars forced overtime before falling to the Jets, 23-20. The Jets rushed for 256 yards, highlighted by 75- and 69-yard touchdown runs by **Bilal Powell** and **Elijah McGuire**. The game began the same as the Jaguars' first three - with the defense forcing a 3-and-out and the offense scoring on its first drive. But right after **Leonard Fournette** opened the scoring with a 10-yard touchdown reception, Powell burst through the Jacksonville defense, fell down apparently untouched, and continued on his 75-yard run to tie the score at 7-7. In the second quarter the teams exchanged field goals for a 20-20 tie that stood at halftime, but the Jets wasted no time taking their first lead with McGuire's 69-yard touchdown run coming on their second play of the second half. Late in the third quarter a Bortles pass was deflected and picked off by **Kony Ealy** at the Jacksonville 16, and he rumbled to the 7 before being brought down by Bortles. The defense held, however, forcing a 26-yard **Chandler Catanzaro** field goal for a 20-10 Jets lead with 34 seconds left in the period. A 52-yard field goal try by **Jason Myers** missed, but on the Jets' ensuing possession **Myles Jack** alertly picked up a lateral pass and raced 81 yards for his first NFL touchdown, getting the Jaguars within three at 20-17. Two possessions later the Jaguars defense again made a play when **A.J. Bouye** intercepted **Josh McCown** at the New York 35. Fournett's 23-yard touchdown catch-and-run was nullified by a holding penalty, but the Jaguars still advanced to the New York 4-yard line before being forced to settle for a 22-yard game-tying field goal with 49 seconds remaining in regulation. In overtime both teams punted on their first two possessions. The Jaguars' third series began at their own 3 after a 70-yard punt and a penalty, and when they were forced to punt the ball back to New York, the Jets got possession at the Jacksonville 25-yard line following another penalty. From there it took just four plays for Catanzaro to kick the 41-yard game-winner with 32 seconds left in overtime. Fournette led the Jaguars in rushing and receiving with 145 combined yards. The Jets' 256 rushing yards marked the 3rd-most ever allowed by a Jaguars defense, topped only by Tennessee's 305 (11/1/09) and 282 (9/9/07).

Team	Q	Time	Scoring Play	Drive Info
Jax	1	8:02	L. Fournette 10 yd. pass from B. Bortles (Myers kick)	10-61, 5:15
NYJ	1	7:49	B. Powell 75 yd. run (Catanzaro kick)	1-75, 0:13
Jax	2	5:10	J. Myers 30 yd. Field Goal	9-42, 3:59
NYJ	2	1:11	C. Catanzaro 45 yd. Field Goal	9-42, 3:59
NYJ	3	10:02	E. McGuire 69 yd. run (Catanzaro kick)	2-82, 0:47
NYJ	3	0:34	C. Catanzaro 29 yd. Field Goal	4--1, 1:31
Jax	4	10:20	M. Jack 81 yd. fumble return (Myers kick)	8-31, 2:33
Jax	4	0:46	J. Myers 22 yd. Field Goal	4-2, 1:10
NYJ	5	0:28	C. Catanzaro 41 yd. Field Goal	

### Team Statistics

	Jaguars	Jets
First Downs (Run-Pass-Pen)	20 (9-8-3)	18 (6-12-0)
Total Yards-Plays-Avg.	311-75-4.1	471-69-6.8
Rushing Yards-Attempts-Avg.	175-39-4.5	256-32-8.0
Net Yards Passing (Sacked-Yds)	136 (1-4)	215 (5-40)
Att-Comp-Int	35-15-1	32-23-1
Third Down Conversions (%)	4-15 (27%)	6-17 (35%)
Fourth Down Conversions (%)	0-0 (0%)	1-1 (100%)
Punts-Avg.	8-45.1	6-43.7
Fumbles-Lost	0-0	3-1
Penalties-Yards	6-47	10-70
Time of Possession	35:08	34:24

### Individual Statistics

**Jets Rushing:** B. Powell 21-163, E. McGuire 10-93, J. McCown 1-0  
**Jaguars Rushing:** L. Fournette 24-86, C. Ivory 9-42, B. Bortles 4-38, C. Grant 2-9

**Jets Passing:** J. McCown 22-31-244 (INT)  
**Jaguars Passing:** B. Bortles 15-35-140 (TD, INT)

**Jets Receiving:** J. Kerley 5-7, A. Seferian-Jenkins 4-46, B. Powell 4-27, J. Kearse 4-17, R. Anderson 3-59, E. McGuire 2-38, M. Williams 1-31  
**Jaguars Receiving:** L. Fournette 4-59, A. Hurns 4-42, M. Lee 2-18, T. Bohanon 2-14, K. Cole 1-10, C. Ivory 1-2

**Sacks:** Jets 1.0 (D. Bass)  
**Sacks:** Jaguars 5.0 (Ngakoue 2.0, Campbell 1.0, Church 1.0, Fowler 1.0)

**Interceptions:** Jets 1 (K. Ealy)  
**Interceptions:** Jaguars 1 (A. Bouye)

**Paid Attendance:** 77,562      **Time:** 3:33      **Temperature:** 64 degrees

# GAME SUMMARIES



## WEEK 5 AT PITTSBURGH

Oct. 8, 2017 at Heinz Field

	1	2	3	4	OT	Final
JACKSONVILLE JAGUARS (3-2)	0	7	13	10	-	30
PITTSBURGH STEELERS (3-2)	3	3	3	0	-	9

Posting their most impressive win of the short season, the Jaguars rode an opportunistic defense and a strong running game to dominate the Steelers at Heinz Field, 30-9, taking sole possession of first place in the AFC South. Jacksonville's 231 rushing yards, its most since 2010, were led by **Leonard Fournette's** 181 yards and two touchdowns including a 90-yard game-clincher with 1:47 remaining. **Blake Bortles** threw just 14 passes on the day including only one in the second half. The halftime score stood at 7-6 with the Jaguars getting a two-yard dive by Fournette while the Steelers settled for two field goals. Pittsburgh took a 9-7 lead on its best drive of the day at the start of the third quarter, marching 73 yards in 14 plays, but was forced to settle for a field goal for the third time in three red zone trips despite a first-and-goal at the Jacksonville five-yard line. From there it was all Jacksonville, as the defense contributed four interceptions of **Ben Roethlisberger** in the second half with two returned for touchdowns – **Telvin Smith** for 28 yards and **Barry Church** for 51 – to give the Jaguars a 20-9 third-quarter lead. In the third quarter alone the Jaguars outscored Pittsburgh 14-3 despite a possession time of just 1:32 and three offensive plays to the Steelers' 31 plays and 13:28 possession time. In the fourth quarter **Jason Myers' 47-yard** field goal extended the lead to 14 points at 23-9 on a 13-play, 67-yard drive in which the Jaguars ran on every play. The Steelers' next two possessions ended on interceptions by **Tashaun Gipson** in Jacksonville territory, giving the unit a team-record five interceptions on the day. Through five games the Jaguars led the NFL in rushing offense, averaging 165.2 yards per game, and turnover margin at +10. The defense ranked first in the league in sacks with 20 and in interceptions with 10.

Team	Q	Time	Scoring Play	Drive Info
Pit	1	10:17	C. Boswell 29 yd. Field Goal	7-61, 3:06
Jax	2	12:19	L. Fournette 2 yd. run (Myers kick)	8-47, 4:05
Pit	2	0:03	C. Boswell 34 yd. Field Goal	6-45, 0:38
Pit	3	8:54	C. Boswell 20 yd. Field Goal	14-73, 6:06
Jax	3	6:38	T. Smith 28 yd. interception return (kick failed)	
Jax	3	3:59	B. Church 51 yd. interception return (Myers kick)	
Jax	4	6:43	J. Myers 47 yd. Field Goal	13-67, 8:07
Jax	4	1:47	L. Fournette 90 yd. run (Myers kick)	3-98, 1:29

### Team Statistics

	Jaguars	Steelers
First Downs (Run-Pass-Pen).....	15 (10-5-0).....	21 (5-16-0)
Total Yards-Plays-Avg. ....	313-53-5.9 .....	371-77-4.8
Rushing Yards-Attempts-Avg.....	231-37-6.2 .....	70-20-3.5
Net Yards Passing (Sacked-Yds) .....	82 (2-13) .....	301 (2-11)
Att-Comp-Int .....	14-8-1 .....	55-33-5
Third Down Conversions (%).....	6-12 (50%) .....	7-15 (47%)
Fourth Down Conversions (%).....	0-0 (0%) .....	0-0 (0%)
Punts-Avg. ....	5-38.0 .....	3-44.7
Fumbles-Lost .....	0-0 .....	1-0
Penalties-Yards.....	4-19 .....	5-37
Time of Possession .....	28:52 .....	31:08

### Individual Statistics

**Steelers Rushing:** L. Bell 15-47, M. Bryant 1-13, J. Conner 3-9, B. Roethlisberger 1-1

**Jaguars Rushing:** L. Fournette 28-181, C. Ivory 8-41, B. Bortles 1-9

**Steelers Passing:** B. Roethlisberger 33-55-312 (5 INTs)

**Jaguars Passing:** B. Bortles 8-14-95 (INT)

**Steelers Receiving:** A. Brown 10-157, L. Bell 10-46, M. Bryant 5-21, J. Smith-Schuster 4-58, J. James 3-24, J. Hunter 1-6

**Jaguars Receiving:** M. Lee 2-49, A. Hurns 2-21, M. Lewis 1-14, M. McCaffery 1-4, K. Cole 1-4

**Sacks: Steelers** 2.0 (T. Watt 1.0, V. Williams 1.0)

**Sacks: Jaguars** 2.0 (D. Fowler 1.0, C. Campbell 0.5, A. Jones 0.5)

**Interceptions: Steelers** 1 (R. Shazier)

**Interceptions: Jaguars** 5 (A. Bouye, B. Church, T. Gipson (2), J. Ramsey, T. Smith)

**Paid Attendance:** 66,237

**Time:** 3:01

**Temperature:** 73 degrees



## WEEK 6 vs. LOS ANGELES RAMS

Oct. 15, 2017 at EverBank Field

	1	2	3	4	OT	Final
LOS ANGELES RAMS (4-2)	17	7	0	3	--	27
JACKSONVILLE JAGUARS (3-3)	14	0	3	0	--	17

In the first Super Bowl-era NFL game to feature two touchdowns of 75 yards or more in the first 30 seconds, the Rams dominated on special teams to claim a 27-17 win at EverBank Field. The day began with **Pharoh Cooper** returning the opening kickoff 103 yards for a touchdown, and after the ensuing kickoff **Leonard Fournette** scored on the first scrimmage play of the game with a 75-yard touchdown run to make it 7-7 with just 25 seconds elapsed. On the Jaguars' next possession **Brad Nortman's** punt traveled just 16 yards, putting the Rams at the Jacksonville 45 to set up **Greg Zuerlein's** 56-yard field goal. The Jaguars answered on their next series, marching 75 yards again in four plays with an 18-yard completion and 17- and 18-yard runs, before **Blake Bortles** threw a 22-yard screen pass to **Chris Ivory** to give Jacksonville a 14-10 lead. But before the first quarter ended the Rams scored again on a short pass from **Jared Goff** to **Gerald Everett**, which gave Los Angeles a 17-14 lead that they would not relinquish. The only points in the second quarter came on another special teams miscue when Nortman's punt was blocked inside the 10 and **Malcolm Brown** recovered and returned it 8 yards for a touchdown and a 24-14 lead. On the final play of the first half **Jason Myers** missed a 54-yard field goal try, and the only second-half scoring was a field goal by each team, with Myers hitting from 41 yards before missing again from 54 yards with 1:12 remaining. Fournette, who suffered a sprained ankle late in the game, finished with 130 rushing yards and his sixth consecutive game with a touchdown, while Ivory added nine receptions for 74 yards. **Todd Gurley** ran for 116 yards for Los Angeles. The Rams sacked Bortles a season-high five times, while **Calais Campbell** got two sacks – his seventh and eighth of the season.

Team	Q	Time	Scoring Play	Drive Info
LAR	1	14:46	P. Cooper 103 yd. kickoff return (Zuerlein kick)	0-0, 0:14
Jax	1	14:35	L. Fournette 75 yd. run (Myers kick)	1-75, 0:11
LAR	1	8:54	G. Zuerlein 56 yd. Field Goal	4-8, 1:29
Jax	1	6:51	C. Ivory 22 yd. pass from B. Bortles (Myers kick)	4-75, 2:03
LAR	1	0:22	G. Everett 4 yd. pass from J. Goff (Zuerlein kick)	7-66, 3:16
LAR	2	2:25	M. Brown 8 yd. return of blocked punt (Zuerlein kick)	
Jax	3	5:16	J. Myers 41 yd. Field Goal	9-29, 5:00
LAR	4	2:32	G. Zuerlein 29 yd. Field Goal	12-57, 5:08

### Team Statistics

	Rams	Jaguars
First Downs (Run-Pass-Pen).....	12 (5-7-0).....	19 (5-12-2)
Total Yards-Plays-Avg. ....	249-56-4.4 .....	389-66-5.9
Rushing Yards-Attempts-Avg.....	142-32-4.4 .....	169-26-6.5
Net Yards Passing (Sacked-Yds) .....	107 (3-17).....	220 (5-21)
Att-Comp-Int .....	21-11-0 .....	35-23-1
Third Down Conversions (%).....	4-13 (31%).....	4-15 (27%)
Fourth Down Conversions (%).....	0-0 (0%) .....	1-1 (100%)
Punts-Avg. ....	7-46.0 .....	8-34.3
Fumbles-Lost .....	2-1 .....	2-0
Penalties-Yards.....	7-70 .....	5-40
Time of Possession .....	28:01 .....	31:59

### Individual Statistics

**Rams Rushing:** T. Gurley 23-116, M. Brown 3-17, J. Goff 4-9

**Jaguars Rushing:** L. Fournette 21-130, B. Bortles 2-19, M. Lee 1-17, C. Ivory 2-3

**Rams Passing:** J. Goff 11-21-124 (TD)

**Jaguars Passing:** B. Bortles 23-35-241 (TD, INT)

**Rams Receiving:** R. Woods 5-70, C. Kupp 2-35, S. Watkins 1-11, G. Everett 1-4, T. Gurley 104

**Jaguars Receiving:** C. Ivory 9-74, M. Lee 5-83, A. Hurns 3-37, J. O'Shaughnessy 2-11, L. Fournette 2-8, B. Koyack 1-21, K. Cole 1-7

**Sacks: Rams** 5.0 (M. Barron, C. Barwin, M. Brockers, A. Donald, M. Fox)

**Sacks: Jaguars** 3.0 (C. Campbell (2), T. Smith)

**Interceptions: Rams** 1 (N. Robey)

**Interceptions: Jaguars** None

**Paid Attendance:** 56,232

**Time:** 3:06

**Temperature:** 88 degrees

# GAME SUMMARIES



## WEEK 7 AT INDIANAPOLIS

Oct. 22, 2017 at Lucas Oil Stadium

	1	2	3	4	OT	Final
JACKSONVILLE JAGUARS (4-3)	14	6	7	0	-	27
INDIANAPOLIS COLTS (2-5)	0	0	0	0	-	0

The Jaguars posted their first shutout since 2006 and tied the franchise record with 10 sacks in a dominant 27-0 win over the Colts at Lucas Oil Stadium. Despite missing offensive starters **Leonard Fournette** and **Brandon Linder** due to injury, and losing left tackle **Cam Robinson** on the second play, the Jaguars rolled up 518 total yards with a 300-yard passer, a 100-yard rusher and a 100-yard receiver. **Blake Bortles** completed 18 of 26 passes for 330 yards while being sacked just once, with completions of 52, 50 and 45 yards and a TD to **Mercedes Lewis**, and **Allen Hurns** caught 5 passes for 101 yards. Active for the first time all season, **T.J. Yeldon** contributed 122 yards on 9 carries including a 58-yarder. For just the fourth time in team history, the Jaguars scored on each of their first four possessions, with drives of 75, 70, 67 and 66 yards to build a 20-0 lead with 1:56 remaining in the first half. The halftime stats showed Jacksonville's domination with 342 total yards to Indianapolis' 72, 282 passing yards to 20, and 16 first downs to 5. Two lost fumbles ended back-to-back Jaguars possessions before Yeldon's 58-yard touchdown run in the third quarter produced a 27-0 lead. Jacksonville punted just twice on the day while the Colts were forced to punt seven times in addition to three drives ending on a failed fourth down. On defense, seven different players contributed to the 10-sack performance, led by **Yannick Ngakoue's** 2.5 sacks and **Calais Campbell's** 2, while **Dante Fowler Jr.** and **Malik Jackson** each had 1.5 sacks. The victory marked the Jaguars' sixth shutout in team history, and the 518 total yards were their third-most ever and best since 519 in 1998. The win kept the Jaguars in a tie for the AFC South lead at 4-3 – including a 2-1 division record – entering their bye week.

Team	Q	Time	Scoring Play	Drive Info
Jax	1	9:30	C. Ivory 1 yd. run (Lambo kick)	12-75, 5:30
Jax	1	5:01	M. Lewis 5 yd. pass from B. Bortles (Lambo kick)	4-70, 1:54
Jax	2	7:38	J. Lambo 42 yd. Field Goal	12-67, 6:35
Jax	2	1:56	J. Lambo 33 yd. Field Goal	8-66, 3:51
Jax	3	5:08	T. Yeldon 58 yd. run (Lambo kick)	6-91, 2:42

### Team Statistics

	Jaguars	Colts
First Downs (Run-Pass-Pen)	23 (6-14-3)	15 (5-10-0)
Total Yards-Plays-Avg.	518-65-8.0	232-67-3.5
Rushing Yards-Attempts-Avg.	188-37-5.1	96-20-4.8
Net Yards Passing (Sacked-Yds)	330 (1-0)	136 (10-64)
Att-Comp-Int	27-18-0	37-22-0
Third Down Conversions (%)	8-14 (57%)	5-15 (33%)
Fourth Down Conversions (%)	0-1 (0%)	0-3 (0%)
Punts-Avg.	2-53.5	7-44.9
Fumbles-Lost	3-2	2-0
Penalties-Yards	4-24	5-55
Time of Possession	32:47	27:13

### Individual Statistics

**Colts Rushing:** F. Gore 9-34, J. Brissett 5-31, M. Mack 5-26, J. Ferguson 1-5  
**Jaguars Rushing:** T. Yeldon 9-122, C. Ivory 17-47, B. Bortles 4-11, C. Grant 6-8

**Colts Passing:** J. Brissett 22-37-200  
**Jaguars Passing:** B. Bortles 18-26-330 (TD)

**Colts Receiving:** J. Doyle 6-44, M. Mack 4-40, D. Moncrief 2-30, T. Hilton 2-27, C. Rogers 2-21, Q. Bray 2-17, K. Aiken 2-8, D. Daniels 1-7, B. Williams 1-6  
**Jaguars Receiving:** A. Hurns 5-101, M. Lee 4-72, K. Cole 2-64, M. Lewis 2-29, T. Yeldon 2-15, C. Grant 1-28, T. Bohanon 1-14, B. Koyack 1-7

**Sacks: Colts** 1.0 (H. Anderson)  
**Sacks: Jaguars** 10.0 (Ngakoue 2.5; Campbell 2.0; Fowler Jr. 1.5; Jackson 1.5; S. Day 1.0; M. Jack 1.0; E. Ankou 0.5)

**Interceptions: Colts** 0  
**Interceptions: Jaguars** 0

**Paid Attendance:** 63,104      **Time:** 2:55      **Temperature:** 72 degrees



## WEEK 9 vs. CINCINNATI BENGALS

Nov. 5, 2017 at EverBank Field

	1	2	3	4	OT	Final
CINCINNATI BENGALS (3-5)	0	7	0	0	--	7
JACKSONVILLE JAGUARS (5-3)	3	10	3	7	--	23

The Jaguars played a dominant game at EverBank Field to earn their first home win and first consecutive wins of the season, 23-7 against Cincinnati. **Blake Bortles** completed 24 of 38 passes for 259 yards and a touchdown to **Marqise Lee** to lead an offense that converted 12 of 18 third downs and gained 407 yards without a sack or a turnover. **Chris Ivory**, subbing for an inactive **Leonard Fournette**, turned in 104 combined yards with 70 rushing and 34 receiving. The Jacksonville defense was stingy, holding the Bengals to 148 total yards including 37 rushing and limiting **Andy Dalton** to just 10 completions while sacking him twice. The Jaguars started slowly, losing a **T.J. Yeldon** fumble on the first drive before scoring on four straight possessions with field goals by **Josh Lambo** of 32, 56 and 25 yards in addition to Lee's 3-yard scoring catch in the second quarter which capped a 15-play, 96-yard drive. Cincinnati responded to that score with their only points of the day with **Joe Mixon** scoring on a 7-yard run to cap an 80-yard drive highlighted by Dalton's 59-yard completion to **Tyler Kroft** to the Jacksonville 19. Lambo's 56-yard field goal came with 28 seconds left in the first half to give the Jaguars a 13-7 lead, and on the ensuing play a fight between **A.J. Green** and **Jalen Ramsey** resulted in both players being ejected. In the third quarter Lambo hit his 25-yard field goal for a 16-7 lead, but the game was broken open on the second play of the fourth quarter when **Jaydon Mickens** gathered a Bengals punt at the 37 and raced 63 yards for a touchdown and a 23-7 lead. On their final possession the Jaguars advanced to the Cincinnati 1-yard line before kneeling on fourth down with 33 seconds remaining. The Jaguars posted a possession time of 40:14, while in the second half the Bengals were held to 31 total yards with 5 rushing and 26 passing. **Calais Campbell** and **Malik Jackson** each got a sack, giving Campbell a league-leading 11 through 8 games.

Team	Q	Time	Scoring Play	Drive Info
Jax	1	2:34	J. Lambo 32 yd. Field Goal	9-71, 4:02
Jax	2	6:57	M. Lee 3 yd. pass from B. Bortles (Lambo kick)	15-96, 7:55
Cin	2	4:13	J. Mixon 7 yd. run (Koehn kick)	5-80, 2:44
Jax	2	0:23	J. Lambo 56 yd. Field Goal	11-37, 3:50
Jax	3	6:51	J. Lambo 25 yd. Field Goal	9-79, 4:39
Jax	4	14:35	J. Mickens 63 yd. punt return (Lambo kick)	

### Team Statistics

	Bengals	Jaguars
First Downs (Run-Pass-Pen)	8 (2-5-1)	26 (7-15-4)
Total Yards-Plays-Avg.	148-37-4.0	407-78-5.2
Rushing Yards-Attempts-Avg.	29-17-1.7	148-40-3.7
Net Yards Passing (Sacked-Yds)	119 (2-17)	259 (0-0)
Att-Comp-Int	18-10-0	38-24-0
Third Down Conversions (%)	1-8 (13%)	12-18 (67%)
Fourth Down Conversions (%)	0-0 (0%)	0-1 (0%)
Punts-Avg.	7-48.0	2-47.0
Fumbles-Lost	0-0	1-1
Penalties-Yards	8-78	5-50
Time of Possession	19:46	40:14

### Individual Statistics

**Bengals Rushing:** J. Mixon 13-31, A. Dalton 3--1, G. Bernard 1--1  
**Jaguars Rushing:** C. Ivory 20-69, T. Yeldon 11-41, B. Bortles 5-20, C. Grant 4-18

**Bengals Passing:** A. Dalton 10-18-136  
**Jaguars Passing:** B. Bortles 24-38-259 (TD)

**Bengals Receiving:** J. Mixon 3015, T. Kroft 2-79, B. LaFell 2-28, J. Malone 1-13, A. Green 1-6, G. Bernard 1--5  
**Jaguars Receiving:** M. Lee 8-75, M. Lewis 3-49, K. Cole 3-47, C. Ivory 3-34, A. Hurns 3-31, T. Yeldon 2-11, J. O'Shaughnessy 1-6, T. Bohanon 1-6

**Sacks: Bengals** None  
**Sacks: Jaguars** 2.0 (C. Campbell, M. Jackson)

**Interceptions: Bengals** None  
**Interceptions: Jaguars** None

**Paid Attendance:** 60,720      **Time:** 2:57      **Temperature:** 78 degrees

# GAME SUMMARIES



## WEEK 10 vs. LOS ANGELES CHARGERS

Nov. 12, 2017 at EverBank Field

	1	2	3	4	OT	Final
LOS ANGELES CHARGERS (3-6)	0	7	7	3	0	17
JACKSONVILLE JAGUARS (6-3)	6	0	8	3	3	20

In a wild game that came down to four turnovers in the final two minutes of regulation and overtime, the Jaguars got a gutsy 20-17 overtime win against the Chargers. With the teams combining for 19 punts, scoring was hard to come by. The Jaguars scored first on a fake punt, with **Corey Grant** running 56 yards to pay dirt in the first quarter, but the extra point was blocked. Los Angeles scored with 47 seconds left in the first half on a 28-yard catch-and-run by **Austin Ekeler**, giving the visitors a 7-6 halftime lead. The Chargers scored again on their next possession early in the third quarter when **Philip Rivers** again hit Ekeler, this time with a 22-yard touchdown pass. The Jaguars' best drive of the day came two series later, when they marched 84 yards in 11 plays with **Blake Bortles** connecting with **Marqise Lee** on a 6-yard scoring play. Bortles then threw to Lee for the two-point conversion to knot the score at 14-14 with 2:10 remaining in the third. The teams exchanged punts – and the Jaguars lost long snapper **Matt Overton** to injury – before **Nick Novak** kicked a 50-yard field goal to give the Chargers the lead again at 17-14 early in the fourth quarter. More punts ensued, with **Tommy Bohanon** filling in for Overton on punt snaps, until the two-minute warning. With two minutes remaining Bortles was intercepted by **Tre Boston** at the Los Angeles 42, but on the ensuing play the Chargers gave it back when **Malik Jackson** forced Ekeler to fumble. Los Angeles returned the favor three plays later when Boston again picked off Bortles with 1:24 left in regulation. The Jacksonville defense then held and forced a punt, and the Jaguars took over at their own 48 with 58 seconds to go. A roughing the passer penalty moved them to the 20 before **Josh Lambo** kicked a 34-yard field goal – with **Tyler Shatley** filling in on placekick snaps – to tie the score at 17-17 with 3 seconds remaining. In overtime the Jaguars got first possession but were forced to punt. Taking over at their own 10, the Chargers ran two plays before Rivers was intercepted by **A.J. Bouye**, who returned the pick 51 yards to the Los Angeles 2. A taunting penalty backed them up to the 17, and four plays later Lambo kicked the game-winner from 30 yards.

Team	Q	Time	Scoring Play	Drive Info
Jax	1	0:24	C. Grant 56 yd. run (kick blocked)	8-90, 3:56
LAC	2	0:47	A. Ekeler 28 yd. pass from P. Rivers (Novak kick)	7-87, 2:59
LAC	3	10:29	A. Ekeler 22 yd. pass from P. Rivers (Novak kick)	6-76, 3:23
Jax	3	2:03	M. Lee 6 yd. pass from B. Bortles (Bortles-Lee pass)	11-84, 4:12
LAC	4	10:35	N. Novak 50 yd. Field Goal	7-45, 3:19
Jax	4	0:03	J. Lambo 34 yd. Field Goal	6-36, 0:55
Jax	5	3:12	J. Lambo 30 yd. Field Goal	4-5, 1:59

### Team Statistics

	Chargers	Jaguars
First Downs (Run-Pass-Pen)	8 (2-5-1)	26 (7-15-4)
Total Yards-Plays-Avg.	148-37-4.0	407-78-5.2
Rushing Yards-Attempts-Avg.	29-17-1.7	148-40-3.7
Net Yards Passing (Sacked-Yds)	119 (2-17)	259 (0-0)
Att-Comp-Int	18-10-0	38-24-0
Third Down Conversions (%)	1-8 (13%)	12-18 (67%)
Fourth Down Conversions (%)	0-0 (0%)	0-1 (0%)
Punts-Avg.	7-48.0	2-47.0
Fumbles-Lost	0-0	1-1
Penalties-Yards	8-78	5-50
Time of Possession	19:46	40:14

### Individual Statistics

**Chargers Rushing:** A. Ekeler 10-42, M. Gordon 16-27, T. Benjamin 1-13, K. Allen 1-6, P. Rivers 2--1  
**Jaguars Rushing:** C. Grant 1-56, B. Bortles 5-34, L. Fournette 17-33, T. Yeldon 3-11, C. Ivory 1-1

**Chargers Passing:** P. Rivers 21-37-235 (2 TDs, INT)  
**Jaguars Passing:** B. Bortles 28-51-273 (TD, 2 INTs)

**Chargers Receiving:** A. Ekeler 5-77, M. Gordon 5-15, K. Allen 4-48, Ty. Williams 2-49, M. Williams 2-24, D. Watt 1-12, H. Henry 1-7, A. Gates 1-3  
**Jaguars Receiving:** A. Hurns 7-70, M. Lee 6-55, T. Yeldon 6-39, K. Cole 3-61, M. Lewis 2-29, L. Fournette 2-13, J. Mickens 1-11

**Sacks: Chargers** 3.0 (D. King, J. Bosa, K. Emanuel)  
**Sacks: Jaguars** None

**Interceptions: Chargers** 2 (T. Boston)  
**Interceptions: Jaguars** 1 (A. Bouye)

**Paid Attendance:** 60, 835      **Time:** 3:43      **Temperature:** 76 degrees



## WEEK 11 AT CLEVELAND BROWNS

Nov. 19, 2017 at FirstEnergy Stadium

	1	2	3	4	OT	Final
JACKSONVILLE JAGUARS (7-3)	7	3	0	9	-	19
CLEVELAND BROWNS (0-10)	0	7	0	0	-	7

On a blustery, 38-degree day in Cleveland the Jaguars took advantage of five takeaways, five sacks and a defensive touchdown to get their fourth consecutive win and take sole possession of the AFC South lead at 7-3. The tone was set early, as **DeShone Kizer** was sacked by **Malik Jackson** on his first pass attempt, intercepted by **Telvin Smith** on his second, and sacked by **Yannick Ngakoue** on his third. The Jaguars converted Smith's interception into a 33-yard touchdown drive on the only red zone possession of the day for either team, with **Blake Bortles** hitting **Marcedes Lewis** in the end zone with a 10-yard scoring pass for a 7-0 lead. **Josh Lambo** kicked a 38-yard field goal early in the second period, but Cleveland answered on the next series with a 66-yard drive capped by Kizer's 27-yard touchdown pass to **Duke Johnson Jr.** to make it 10-7. Jacksonville had a chance to extend the lead before halftime but Lambo's 41-yard field goal try at the end of a 13-play drive was wide right. In the third period the Jaguars forced a muffed punt return and took possession at the Cleveland 31, but three plays later Bortles was sacked and fumbled the ball back to the Browns. **A.J. Bouye** got the Jaguars' third takeaway of the day when he intercepted Kizer midway through the fourth quarter, and the Jaguars capitalized with Lambo's 39-yard field goal to go up 13-7 with 3:31 remaining. Cleveland threatened, reaching the Jaguars 40 with 1:48 left, but Kizer was sacked by **Calais Campbell** and Ngakoue, and **Dante Fowler** recovered the fumble. Still trailing by just 6, the Browns utilized all three of their timeouts and forced a punt, regaining possession at their own 20 with 1:34 remaining. But on the first snap Ngakoue sacked Kizer again and forced another fumble, which Smith recovered in the end zone to extend the lead to 19-7. Cleveland drove to the Jacksonville 22-yard line before turning the ball over on downs, and the Jaguars ended the game in victory formation. Ngakoue finished with 2.5 sacks and 2 forced fumbles, while the offense was led by **Leonard Fournette's** 111 rushing yards and 4.0-yard average per carry.

Team	Q	Time	Scoring Play	Drive Info
Jax	1	6:54	M. Lewis 10 yd. pass from B. Bortles (Lambo kick)	4-33, 1:42
Jax	2	14:14	J. Lambo 38 yd. Field Goal	8-47, 3:33
Cle	2	11:28	D. Johnson 27 yd. pass from D. Kizer (Gonzalez kick)	5-66, 2:46
Jax	4	3:31	J. Lambo 39 yd. Field Goal	8-31, 4:52
Jax	4	1:14	T. Smith fumble recovery in end zone (run failed)	

### Team Statistics

	Jaguars	Browns
First Downs (Run-Pass-Pen)	15 (7-8-0)	11 (2-9-0)
Total Yards-Plays-Avg.	284-76-3.7	184-55-3.3
Rushing Yards-Attempts-Avg.	139-44-3.2	50-18-2.8
Net Yards Passing (Sacked-Yds)	145 (2-9)	179 (5-45)
Att-Comp-Int	30-17-0	32-16-2
Third Down Conversions (%)	6-20 (30%)	3-13 (23%)
Fourth Down Conversions (%)	1-1 (100%)	0-1 (0%)
Punts-Avg.	9-39.3	8-47.0
Fumbles-Lost	5-1	5-3
Penalties-Yards	2-26	0-0
Time of Possession	36:55	23:05

### Individual Statistics

**Browns Rushing:** D. Kizer 5-22, I. Crowell 11-18, D. Johnson 2-10  
**Jaguars Rushing:** L. Fournette 28-111, T. Yeldon 5-15, C. Ivory 6-6, B. Bortles 4-4, T. Bohanon 1-3

**Browns Passing:** D. Kizer 16-323-179 (TD, 2 INTs)  
**Jaguars Passing:** B. Bortles 17-30-154 (TD)

**Browns Receiving:** C. Coleman 6-80, D. Johnson 4-56, K. Britt 2-5, R. Louis 1-15, D. Njoku 1-13, S. DeValve 1-5, M. Dayes 1-5  
**Jaguars Receiving:** M. Lee 5-45, D. Westbrook 3-35, K. Cole 3-24, M. Lewis 2-26, L. Fournette 2-7, J. O'Shaughnessy 1-12, T. Yeldon 1-5

**Sacks: Browns** 2.0 (J. Burgess 1.0, C. Kirksey 1.0)  
**Sacks: Jaguars** 5.0 (Ngakoue 2.5, Fowler 1.0, M. Jackson 1.0, Campbell 0.5)

**Interceptions: Browns** none  
**Interceptions: Jaguars** 2 (A. Bouye, T. Smith)

**Paid Attendance:** 57,003      **Time:** 3:10      **Temperature:** 38 degrees

# GAME SUMMARIES



## WEEK 12 AT ARIZONA CARDINALS

Nov. 26, 2017 at University of Phoenix Stadium

	1	2	3	4	OT	Final
JACKSONVILLE JAGUARS (7-4)	0	3	7	14	-	24
ARIZONA CARDINALS (5-6)	3	10	3	11	-	27

Phil Dawson's 57-yard field goal with one second remaining gave Arizona a hard-fought 27-24 win in the Jaguars' first-ever appearance at University of Phoenix Stadium. The Cardinals led most of the game, taking a 13-0 second-quarter lead on Dawson field goals of 34 and 42 yards and a 29-yard touchdown pass from Blaine Gabbert to Ricky Seals-Jones. Josh Lambo's 43-yard field goal at the end of the second quarter made it 13-3 at halftime, but Arizona extended its lead to 16-3 on the opening drive of the third quarter on Dawson's third field goal of the day, this time from 48 yards. The Jaguars responded on the next series with their first touchdown of the day, a one-yard run by Blake Bortles which capped a 75-yard drive that featured a 24-yard catch by Keelan Cole and a 28-yard Bortles run. Each team scored twice in the fourth quarter after the period began with a 16-10 Arizona lead. Jacksonville took its first and only lead of the day on a defensive score when Yannick Ngakoue's strip-sack was picked up and advanced 10 yards into the end zone by Calais Campbell, who was facing his longtime former team for the first time. But the Jaguars' 17-16 lead was short-lived as Arizona answered with a 75-yard drive on which Gabbert threw a 52-yard touchdown pass to Jaron Brown. Jacksonville would not go away, however, as Corey Grant returned the ensuing kickoff 68 yards to the Arizona 38. Four plays later Bortles ran it in from 17 yards out to tie the score at 24-24 with 7:26 left. An exchange of interceptions followed, with Barry Church picking off Gabbert before Tyrann Mathieu picked off Bortles. Neither team could capitalize, but the Jaguars had the ball at their own 10 with 1:14 remaining and failed to gain a first down, punting the ball back to the Cardinals. A 12-yard return gave them possession at their own 39, and 10- and 12-yard completions by Gabbert moved them to the Jacksonville 39 from where Dawson nailed his 57-yarder with one second left.

Team	Q	Time	Scoring Play	Drive Info
Ari	1	8:22	P. Dawson 34 yd. Field Goal	9-51, 4:51
Ari	2	9:00	P. Dawson 42 yd. Field Goal	5-36, 2:08
Ari	2	4:44	R. Seals-Jones 29 yd. pass from B. Gabbert (Dawson kick)	4-41, 2:07
Jax	2	0:15	J. Lambo 43 yd. Field Goal	8-31, 1:45
Ari	3	11:29	P. Dawson 48 yd. Field Goal	8-45, 3:31
Jax	3	7:33	B. Bortles 1 yd. run (Lambo kick)	7-75, 3:56
Jax	4	12:10	C. Campbell 10 yd. fumble return (Lambo kick)	
Ari	4	9:07	Ja. Brown 52 yd. pass from Gabbert (Gabbert-Fitzgerald pass)	6-75, 3:03
Jax	4	7:26	B. Bortles 17 yd. run (Lambo kick)	4-38, 1:41
Ari	4	0:01	P. Dawson 57 yd. Field Goal	3-22, 0:15

### Team Statistics

	Jaguars	Cardinals
First Downs (Run-Pass-Pen)	19 (4-11-4)	20 (5-12-3)
Total Yards-Plays-Avg.	219-58-3.8	344-70-4.9
Rushing Yards-Attempts-Avg.	91-22-4.1	108-31-3.5
Net Yards Passing (Sacked-Yds)	160 (3-32)	241 (1-5)
Att-Comp-Int	33-19-1	38-22-1
Third Down Conversions (%)	1-12 (8%)	7-17 (41%)
Fourth Down Conversions (%)	1-1 (100%)	0-0 (0%)
Punts-Avg.	8-49.5	6-45.7
Fumbles-Lost	3-2	2-1
Penalties-Yards	5-45	10-98
Time of Possession	25:21	34:39

### Individual Statistics

**Cardinals Rushing:** A. Peterson 20-79, B. Gabbert 6-17, K. Williams 3-8, D. Foster 1-4, C. Williams 1-0

**Jaguars Rushing:** B. Bortles 6-62, L. Fournette 12-25, T. Yeldon 3-10, C. Ivory 1--6

**Cardinals Passing:** B. Gabbert 22-38-241 (2 TDs, INT)

**Jaguars Passing:** B. Bortles 19-33-160 (TD, INT)

**Cardinals Receiving:** R. Seals-Jones 4-72, A. Peterson 4-20, D. Foster 3-18, L. Fitzgerald 3-12, T. Niklas 2-22, J. Gresham 2-13, Ja. Brown 1-52, J. Nelson 1-14, K. Williams 1-10, C. Williams 1-8

**Jaguars Receiving:** D. Westbrook 6-41, T. Yeldon 5-42, L. Fournette 3-17, K. Cole 2-30, M. Lee 1-13, M. Lewis 1-10, J. O'Shaughnessy 1-7

**Sacks: Cardinals** 3.0 (C. Jones 2.0, O. Pierre 1.0)

**Sacks: Jaguars** 1.0 (Y. Ngakoue)

**Interceptions: Cardinals** 1 (T. Mathieu)

**Interceptions: Jaguars** 1 (B. Church)

**Paid Attendance:** 63,891

**Time:** 3:18

**Temperature:** N/A



## WEEK 13 vs. INDIANAPOLIS COLTS

Dec. 3, 2017 at EverBank Field

	1	2	3	4	OT	Final
INDIANAPOLIS COLTS (3-9)	0	3	7	0	--	10
JACKSONVILLE JAGUARS (8-4)	7	9	11	3	--	30

The Jaguars played one of their most impressive games of the season, gaining 426 total net yards and converting 9 of 15 third downs as Blake Bortles completed 26 of 35 passes for 309 yards and two TDs to lead a 30-10 win against the Colts. A fast start set the tone as Jacksonville scored on its first three drives of 11, 11 and 12 plays to build a 16-3 lead, with Bortles throwing touchdown passes of 4 and 8 yard to Marqise Lee and Keelan Cole. The Jaguars' first possession was extended by the team's third successful fake punt of the season when Brad Nortman completed a 29-yard pass to James O'Shaughnessy on fourth-and-7. The second touchdown came at the two-minute warning of the first half, before a Jalen Ramsey interception at the Jacksonville 7-yard line ended the Colts' last drive of the half. The Jaguars scored on both of their third-quarter possessions, with Leonard Fournette running in from 5 yards out and Josh Lambo nailing a 23-yard field goal. Indianapolis tried to keep pace with Jacoby Brissett throwing a 40-yard touchdown pass to T.Y. Hilton, but the Jaguars took a 27-10 lead into the fourth quarter. Lambo's 39-yard field goal in the final period was set up by Tashaun Gipson's interception with just over six minutes left. Calais Campbell broke the franchise single-season sack record held by Tony Brackens (12.0 sacks in 1999) by increasing his sack total to 12.5 in the first quarter. Through 12 games the Jaguars defense led the NFL in scoring, total defense, pass defense, forced fumbles, fumble recoveries and sacks. Winners of five of their last six games, including three straight at home, the Jaguars moved to four games over .500 in the month of December for the first time since 2007. In the Jaguars' four games played following a loss they improved to 4-0 and outscored opponents 131-26. On the season Bortles found success in the red zone, throwing 12 touchdowns and no interceptions through 12 games.

Team	Q	Time	Scoring Play	Drive Info
Jax	1	6:18	M. Lee 4 yd. pass from B. Bortles (Lambo kick)	11-80, 5:18
Jax	2	12:43	J. Lambo 30 yd. Field Goal	11-57, 5:14
Ind	2	7:02	A. Vinatieri 27 yd. Field Goal	10-69, 5:41
Jax	2	1:55	K. Cole 8 yd. pass from B. Bortles (pass failed)	12-75, 5:07
Jax	3	10:34	L. Fournette 5 yd. run (Bortles-Lewis pass)	8-67, 4:26
Ind	3	6:40	T. Hilton 40 yd. pass from J. Brissett (Vinatieri kick)	9-75, 3:54
Jax	3	0:34	J. Lambo 23 yd. Field Goal	11-81, 6:06
Jax	4	2:53	J. Lambo 39 yd. Field Goal	6-31, 3:10

### Team Statistics

	Colts	Jaguars
First Downs (Run-Pass-Pen)	17 (7-8-2)	22 (5-16-1)
Total Yards-Plays-Avg.	290-66-4.4	426-64-6.7
Rushing Yards-Attempts-Avg.	141-26-5.4	96-27-3.6
Net Yards Passing (Sacked-Yds)	174 (4-25)	330 (1-8)
Att-Comp-Int	36-21-2	36-27-0
Third Down Conversions (%)	5-15 (33%)	9-15 (60%)
Fourth Down Conversions (%)	4-4 (100%)	1-1 (100%)
Punts-Avg.	4-46.8	2-38.0
Fumbles-Lost	1-0	1-0
Penalties-Yards	4-31	6-55
Time of Possession	26:13	33:47

### Individual Statistics

**Colts Rushing:** F. Gore 13-61, M. Mack 6-46, J. Brissett 6-26, C. Rogers 1--2

**Jaguars Rushing:** L. Fournette 20-57, B. Bortles 3-27, C. Ivory 4-12

**Colts Passing:** J. Brissett 21-36-174 (TD, 2 INTs)

**Jaguars Passing:** B. Bortles 26-25-309 (2 TDs), B. Nortman 1-1-29

**Colts Receiving:** D. Moncrief 5-37, C. Rogers 4-35, T. Hilton 3-51, J. Doyle 3-16, J. Ferguson 3-16, B. Williams 2-11, M. Mack 1-8

**Jaguars Receiving:** M. Lee 7-86, D. Westbrook 6-78, M. Lewis 4-46, K. Cole 3-49, L. Fournette 3-22, T. Yeldon 2-25, J. O'Shaughnessy 1-29, C. Ivory 1-3

**Sacks: Colts** 1.0 (T. Basham)

**Sacks: Jaguars** 4.0 (P. Postluszny 1.5, C. Campbell 1.0, M. Jackson 1.0, B. Brown 0.5)

**Interceptions: Colts** None

**Interceptions: Jaguars** 2 (J. Ramsey, T. Gipson)

**Paid Attendance:** 61,207

**Time:** 3:01

**Temperature:** 70 degrees

# GAME SUMMARIES



## WEEK 14 vs. SEATTLE SEAHAWKS

Dec. 10, 2017 at EverBank Field

	1	2	3	4	OT	Final
SEATTLE SEAHAWKS (8-5)	0	0	10	14	--	24
JACKSONVILLE JAGUARS (9-4)	3	0	21	6	--	30

The Jaguars dominated the second half with 27 points before having to hold off a late Seahawks rally, but the 30-24 victory moved them to 9-4 for their first winning season since 2007. A quiet first half gave Jacksonville a 3-0 lead on **Josh Lambo's** 38-yard field goal. A very productive third quarter saw the Jaguars take control by scoring four times and getting two interceptions by **A.J. Bouye**. Bouye's first theft came on the second play of the second half when he picked off Russell Wilson, setting up a **Blake Bortles-to-Dede Westbrook** 18-yard touchdown pass, the first touchdown of Westbrook's career. Seattle countered with a 28-yard field goal, and on the ensuing kickoff **Corey Grant** fumbled the return and Seattle had to cover just 26 yards in two plays to tie the score at 10-10 on **Doug Baldwin's** 26-yard scoring catch. The Jaguars' response was emphatic, as Bortles hit **Keelan Cole** with a 75-yard bomb on the next play for a 17-10 lead. The stout Jacksonville defense then forced a Seahawks punt, which **Jaydon Mickens** fielded on one hop and returned 72 yard to the Seattle one. **Leonard Fournette** finished in the end zone on the next play – giving the Jaguars three touchdowns on three consecutive offensive snaps – to extend the lead to 24-10. Bouye then got his second interception on the Seahawks' final play of the quarter, this time at the Jacksonville two-yard line. A wild fourth quarter featured two more Lambo field goals and two Seattle touchdowns as the Jaguars saw their 17-point lead shrink twice. Lambo's 51-yard field goal made it 27-10, but on the next play Wilson hit **Paul Richardson** with a 61-yard touchdown pass to make it 27-17. Lambo's 32-yarder on the next series gave the Jaguars a 30-17 lead, but Seattle answered again with a 74-yard Wilson bomb to **Tyler Lockett** to make it a six-point game at 30-24 with 3:42 remaining. Seattle's last possession ended on downs after **Malik Jackson** sacked Wilson on third down, forcing a 4th-and-9 which the Seahawks could not convert. Skirmishes on the Jaguars' final possession from Victory formation resulted in two Seahawks players being ejected. Fournette finished with 101 yards on 24 carries in addition to 4 receptions, while Bortles completed 18 of 27 passes for 268 yards and two touchdowns.

Team	Q	Time	Scoring Play	Drive Info
Jax	1	6:26	J. Lambo 38 yd. Field Goal	9-73, 3:57
Jax	3	12:02	D. Westbrook 18 yd. pass from B. Bortles (Lambo kick)	5-42, 2:35
Sea	3	8:30	B. Walsh 26 yd. Field Goal	9-65, 3:32
Sea	3	7:32	D. Baldwin 26 yd. pass from R. Wilson (Walsh kick)	2-25, :51
Jax	3	7:21	K. Cole 75 yd. pass from B. Bortles (Lambo kick)	1-75, :11
Jax	3	5:37	L. Fournette 1 yd. run (Lambo kick)	1-1, :03
Jax	4	10:04	J. Lambo 51 yd. Field Goal	13-65, 7:31
Sea	4	9:48	P. Richardson 61 yd. pass from R. Wilson (Walsh kick)	1-61, :16
Jax	4	4:05	J. Lambo 32 yd. Field Goal	9-54, 5:43
Sea	4	3:42	T. Lockett 74 yd. pass from R. Wilson (Walsh kick)	2-79, :23

### Team Statistics

	Seahawks	Jaguars
First Downs (Run-Pass-Pen)	17 (9-6-2)	19(7-12-0)
Total Yards-Plays-Avg.	401-57-7.0	425-65-6.5
Rushing Yards-Attempts-Avg.	141-24-5.9	157-38-4.1
Net Yards Passing (Sacked-Yds)	260 (2-11)	268 (0-0)
Att-Comp-Int	31-17-3	27-18-0
Third Down Conversions (%)	2-9 (22%)	4-13 (31%)
Fourth Down Conversions (%)	0-1 (0%)	0-0 (0%)
Punts-Avg.	4-45.3	5-38.8
Fumbles-Lost	0-0	1-1
Penalties-Yards	6-73	7-48
Time of Possession	26:59	33:01

### Individual Statistics

**Seahawks Rushing:** M. Davis 15-66, R. Wilson 5-50, J. McKissic 3-15, T. Lockett 1-10  
**Jaguars Rushing:** L. Fournette 24-101, C. Ivory 6-48, T. Yeldon 2-9, B. Bortles 6--1

**Seahawks Passing:** R. Wilson 17-31-271 (3 TDs, 3 INTs)  
**Jaguars Passing:** B. Bortles 18-27-268 (2 TDs)

**Seahawks Receiving:** J. McKissic 5-20, T. Lockett 4-90, D. Baldwin 3-78, P. Richardson 3-72, L. Wilson 1-12, M. Davis 1--1  
**Jaguars Receiving:** D. Westbrook 5-81, M. Lee 5-65, L. Fournette 4-18, K. Cole 3-99, L. Pinkard 1-5

**Sacks:** Seahawks None  
**Sacks:** Jaguars 2.0 (Y. Ngakoue, M. Jackson)

**Interceptions:** Seahawks None  
**Interceptions:** Jaguars 3 (J. Ramsey, A. Bouye[2])

**Paid Attendance:** 64,431 **Time:** 3:21 **Temperature:** 54 degrees



## WEEK 13 vs. INDIANAPOLIS COLTS

Dec. 17, 2017 at EverBank Field

	1	2	3	4	OT	Final
HOUSTON TEXANS (4-10)	0	0	7	0	--	7
JACKSONVILLE JAGUARS (8-4)	7	24	7	7	--	45

The Jaguars clinched their sixth 10-win season and their first playoff berth since 2007 with a dominant 45-7 home victory against the Houston Texans, improving to 10-4. **Blake Bortles** turned in his third straight strong performance, completing 21 of 29 passes for 326 yards and 3 touchdowns. A trio of rookie wide receivers caught 13 of his passes, with **Keelan Cole** leading with 7 catches for 186 yards – including a 73-yarder – and one touchdown while **Jaydon Mickens** scored two early touchdowns among his four catches and 61 yards. Fullback **Tommy Bohanon** added two one-yard touchdown runs. The Jaguars gained 464 yards while limiting Houston to 186, and scored touchdowns on all six of their red zone possessions. Jacksonville built a franchise-record 31-0 halftime lead and at that point had 289 total yards to Houston's 58. The lone turnover of the day – an interception by **Barry Church** with 37 second left in the second quarter – set up Cole's touchdown catch and Bortles' third touchdown pass of the day with 26 seconds remaining before halftime. Church's interception marked the team's 31st takeaway of the season to break the franchise record of 30 reached four times previously. **Calais Campbell** extended his team record with two sacks, giving him 14.5 through 14 games, while **Malik Jackson** and **Dante Fowler Jr.** each added a sack. Bortles' 143.8 passer rating was a career high. The win gave the Jaguars a 4-1 division record, marking just the second time they'd won four AFC South games since realignment in 2002.

Team	Q	Time	Scoring Play	Drive Info
Jax	1	3:52	T. Bohanon 1 yd. run (Lambo kick)	13-78, 6:52
Jax	2	14:45	J. Mickens 5 yd. pass from B. Bortles (Lambo kick)	5-59, 1:59
Jax	2	10:12	J. Mickens 14 yd. pass from B. Bortles (Lambo kick)	6-63, 2:59
Jax	2	0:53	J. Lambo 38 yd. Field Goal	8-25, 0:56
Jax	2	0:26	K. Cole 9 yd. pass from B. Bortles (Lambo kick)	2-45, 0:11
Hou	3	8:12	D. Hopkins 25 yd. pass from T. Yates (Fairbairn kick)	8-81, 4:30
Jax	3	7:13	T. Bohanon 1 yd. run (Lambo kick)	3-74, 0:59
Jax	4	10:26	C. Grant 8 yd. run (Lambo kick)	4-45, 2:07

### Team Statistics

	Texans	Jaguars
First Downs (Run-Pass-Pen)	9 (3-6-0)	25(8-14-3)
Total Yards-Plays-Avg.	186-56-3.3	464-68-6.8
Rushing Yards-Attempts-Avg.	87-21-4.1	138-38-3.6
Net Yards Passing (Sacked-Yds)	99 (4-29)	326 (1-0)
Att-Comp-Int	31-12-1	29-21-0
Third Down Conversions (%)	4-16 (25%)	3-10 (30%)
Fourth Down Conversions (%)	0-0 (0%)	0-0 (0%)
Punts-Avg.	11-47.1	6-47.2
Fumbles-Lost	2-0	0-0
Penalties-Yards	14-127	8-54
Time of Possession	26:42	33:18

### Individual Statistics

**Texans Rushing:** A. Blue 12-55, L. Miller 9-32  
**Jaguars Rushing:** C. Grant 10-69, C. Ivory 17-42, T. Yeldon 7-27, T. Bohanon 2-2, C. Henne 2--2

**Texans Passing:** T. Yates 12-31-128 (TD, INT)  
**Jaguars Passing:** B. Bortles 21-29-326 (3 TDs)

**Texans Receiving:** W. Fuller V 5-44, D. Hopkins 4-80, L. Miller 2-1, J. Prosch 1-3  
**Jaguars Receiving:** K. Cole 7-186, J. Mickens 4-61, T. Yeldon 4-25, D. Westbrook 2-21, M. Lewis 2-18, J. O'Shaugnessy 1-15, B. Koyack 1-0

**Sacks:** Texans 1.0 (B. Cushing)  
**Sacks:** Jaguars 4.0 (C. Campbell 2.0, M. Jackson 1.0, D. Fowler 1.0)

**Interceptions:** Texans None  
**Interceptions:** Jaguars 1 (B. Church)

**Paid Attendance:** 64,701 **Time:** 3:16 **Temperature:** 72 degrees



# National Football League Game Summary

NFL Copyright © 2017 by The National Football League. All rights reserved. This summary and play-by-play is for the express purpose of assisting media in their coverage of the game; any other use of this material is prohibited without the written permission of the National Football League. Updated: 12/18/2017

Date: Sunday, 12/17/2017

## Houston Texans at Jacksonville Jaguars

Start Time: 1:02 PM EST

at Everbank Field, Jacksonville, FL

### Game Day Weather

Temp: 72° F (22.2° C) Humidity: 55%, Wind: SE 5 mph

Played Open on Turf: Grass

### Officials

Referee: Cheffers, Carl (51)	Umpire: Martin, Clay (19)	Down Judge: Camp, Ed (134)
Line Judge: Payne, Kent (79)	Field Judge: Robinson, Mearl (31)	Side Judge: Freeman, Brad (88)
Back Judge: Quirk, Jim (5)	Replay Official: Stewart, Charles (0)	

### Lineups

Houston Texans			Jacksonville Jaguars				
Offense		Defense	Offense		Defense		
WR 10	D.Hopkins	RDE 91	C.Watkins	WR 11	M.Lee	DE 91	Y.Ngakoue
LT 79	J.Allen	NT 92	B.Dunn	LT 74	C.Robinson	NT 95	A.Jones
LG 71	X.Su'a-Filo	LDE 98	D.Reader	LG 77	P.Omahme	DT 97	M.Jackson
C 66	N.Martin	SAM 56	B.Cushing	C 65	B.Linder	DE 93	C.Campbell
RG 65	G.Mancz	MIKE 55	B.McKinney	RG 60	A.Cann	WLB 50	T.Smith
RT 68	B.Giacomini	WILL 41	Z.Cunningham	RT 78	J.Parnell	SLB 44	M.Jack
TE 89	S.Anderson	JACK 90	J.Clowney	TE 89	M.Lewis	CB 22	A.Colvin
WR 15	W.Fuller V	LCB 24	J.Joseph	WR 12	D.Westbrook	LCB 20	J.Ramsey
WR 11	D.White	RCB 25	K.Jackson	QB 5	B.Bortles	FS 39	T.Gipson
QB 2	T.Yates	FS 29	A.Hal	FB 40	T.Bohanon	SS 42	B.Church
RB 26	L.Miller	SS 21	M.Gilchrist	RB 33	C.Ivory	RCB 21	A.Bouye

### Substitutions

K 7 K.Fairbairn, P 9 S.Lechler, WR 14 C.Thompson, WR 17 C.Hamilton, RB 22 J.Todman, S 23 K.Drummond, RB 28 A.Blue, CB 30 K.Johnson, S 35 E.Pleasant, CB 40 M.Williams, S 43 C.Moore, FB 45 J.Prosch, LS 46 J.Weeks, ILB 51 D.Cole, ILB 52 B.Peters, OLB 53 G.President, OLB 54 L.Lewis, G 61 K.Fuller, G 62 C.Slade, T 70 J.Davenport, DE 93 J.Heath, DE 97 A.Blackson

### Substitutions

P 3 B.Nortman, K 4 J.Lambo, QB 7 C.Henne, CB 23 T.Patmon, RB 24 T.Yeldon, S 25 P.Thompson, S 26 J.Wilson, RB 30 C.Grant, CB 31 J.Myrick, LS 49 C.Holba, LB 51 P.Posluszny, LB 52 D.Payne, LB 53 B.Brown, LB 55 L.McCray, DE 56 D.Fowler, DE 59 C.Phillips, OL 69 T.Shatley, OL 72 J.Wells, TE 80 J.O'Shaughnessy, TE 83 B.Koyack, WR 84 K.Cole, WR 85 J.Mickens, DE 94 D.Smoot, DT 99 M.Dareus

### Did Not Play

QB 8 T.Heinicke, RB 38 A.Ellington

### Did Not Play

### Not Active

QB 3 T.Savage, WR 13 B.Miller, CB 31 T.Decoud, ILB 44 J.Jenkins, T 63 K.Lamm, TE 85 M.Pruitt, OLB 94 U.Kamalu

### Not Active

WR 18 L.Pinkard, RB 27 L.Fournette, DT 54 E.Ankou, OL 64 C.Reed, OL 73 J.Walker, OL 75 W.Poehls, WR 88 A.Hurns

### Field Goals (made ( ) & missed)

		J.Lambo	(38)				
		1	2	3	4	OT	Total
VISITOR:	Houston Texans	0	0	7	0	0	7
HOME:	Jacksonville Jaguars	7	24	7	7	0	45

### Scoring Plays

Team	Qtr	Time	Play Description (Extra Point) (Drive Info)	Visitor	Home
Jaguars	1	3:52	T.Bohanon 1 yd. run (J.Lambo kick) (13-78, 6:52)	0	7
Jaguars	2	14:45	J.Mickens 5 yd. pass from B.Bortles (J.Lambo kick) (5-59, 1:59)	0	14
Jaguars	2	10:12	J.Mickens 14 yd. pass from B.Bortles (J.Lambo kick) (6-63, 2:59)	0	21
Jaguars	2	0:53	J.Lambo 38 yd. Field Goal (8-25, 0:56)	0	24
Jaguars	2	0:26	K.Cole 9 yd. pass from B.Bortles (J.Lambo kick) (2-45, 0:11)	0	31
Texans	3	8:12	D.Hopkins 25 yd. pass from T.Yates (K.Fairbairn kick) (8-81, 4:30)	7	31
Jaguars	3	7:13	T.Bohanon 1 yd. run (J.Lambo kick) (3-74, 0:59)	7	38
Jaguars	4	10:26	C.Grant 8 yd. run (J.Lambo kick) (4-45, 2:07)	7	45

Paid Attendance: 64,701

Time: 3:16

Houston Texans vs Jacksonville Jaguars  
12/17/2017 at Everbank Field

# Final Individual Statistics

Houston Texans								Jacksonville Jaguars									
RUSHING								RUSHING									
	ATT	YDS	AVG	LG	TD			ATT	YDS	AVG	LG	TD					
A.Blue	12	55	4.6	7	0	C.Grant		10	69	6.9	20	1					
L.Miller	9	32	3.6	11	0	C.Ivory		17	42	2.5	8	0					
						T.Yeldon		7	27	3.9	9	0					
						T.Bohanon		2	2	1.0	1	2					
						C.Henne		2	-2	-1.0	-1	0					
Total	21	87	4.1	11	0	Total		38	138	3.6	20	3					
PASSING								PASSING									
ATT	CMP	YDS	SK/YD	TD	LG	IN	RT	ATT	CMP	YDS	SK/YD	TD	LG	IN	RT		
T.Yates	31	12	128	4/29	1	40	1	48.9	B.Bortles	29	21	326	1/0	3	73	0	143.8
Total	31	12	128	4/29	1	40	1	48.9	Total	29	21	326	1/0	3	73	0	143.8
PASS RECEIVING								PASS RECEIVING									
TAR	REC	YDS	AVG	LG	TD			TAR	REC	YDS	AVG	LG	TD				
W.Fuller V	5	5	44	8.8	15	0	K.Cole	9	7	186	26.6	73	1				
D.Hopkins	13	4	80	20.0	40	1	J.Mickens	5	4	61	15.3	41	2				
L.Miller	4	2	1	0.5	1	0	T.Yeldon	5	4	25	6.3	11	0				
J.Prosch	1	1	3	3.0	3	0	D.Westbrook	2	2	21	10.5	14	0				
S.Anderson	3	0	0	0.0	0	0	M.Lewis	2	2	18	9.0	9	0				
D.White	1	0	0	0.0	0	0	J.O'Shaughnessy	2	1	15	15.0	15	0				
A.Blue	1	0	0	0.0	0	0	B.Koyack	1	1	0	0.0	0	0				
C.Hamilton	1	0	0	0.0	0	0											
Total	29	12	128	10.7	40	1	Total	26	21	326	15.5	73	3				
INTERCEPTIONS								INTERCEPTIONS									
NO	YDS	AVG	LG	TD				NO	YDS	AVG	LG	TD					
Total	0	0	0	0	0	0	B.Church	1	0	0.0	0	0					
							Total	1	0	0.0	0	0					
PUNTING								PUNTING									
NO	YDS	AVG	NET	TB	IN20	LG		NO	YDS	AVG	NET	TB	IN20	LG			
S.Lechler	11	518	47.1	41.9	0	3	58	B.Nortman	6	283	47.2	44.5	0	3	65		
Total	11	518	47.1	41.9	0	3	58	Total	6	283	47.2	44.5	0	3	65		
PUNT RETURNS								PUNT RETURNS									
NO	YDS	AVG	FC	LG	TD			NO	YDS	AVG	FC	LG	TD				
W.Fuller V	1	16	16.0	2	16	0	J.Mickens	5	38	7.6	3	26	0				
D.White	0	0	0.0	1	0	0	D.Westbrook	1	19	19.0	0	19	0				
[DOWNED]	1	0	0.0	0	0	0	[OUT OF BOUNDS]	2	0	0.0	0	0	0				
[OUT OF BOUNDS]	1	0	0.0	0	0	0											
Total	1	16	16.0	3	16	0	Total	6	57	9.5	3	26	0				
KICKOFF RETURNS								KICKOFF RETURNS									
NO	YDS	AVG	FC	LG	TD			NO	YDS	AVG	FC	LG	TD				
C.Thompson	2	25	12.5	0	22	0	C.Grant	2	44	22.0	0	22	0				
[TOUCHBACK]	6	0	0.0	0	0	0											
Total	2	25	12.5	0	22	0	Total	2	44	22.0	0	22	0				

**Houston Texans**

FUMBLES	FUM	LOST	OWN-REC	YDS	TD	FORCED	OPP-REC	YDS	TD	OUT-BDS
T.Yates	2	0	1	0	0	0	0	0	0	0
B.Giacomini	0	0	1	0	0	0	0	0	0	0
Total	2	0	2	0	0	0	0	0	0	0

**Jacksonville Jaguars**

FUMBLES	FUM	LOST	OWN-REC	YDS	TD	FORCED	OPP-REC	YDS	TD	OUT-BDS
M.Jackson	0	0	0	0	0	1	0	0	0	0
Total	0	0	0	0	0	1	0	0	0	0

Houston Texans vs Jacksonville Jaguars  
12/17/2017 at Everbank Field

# Final Team Statistics

	Visitor Texans	Home Jaguars
<b>TOTAL FIRST DOWNS</b>	9	25
By Rushing	3	8
By Passing	6	14
By Penalty	0	3
<b>THIRD DOWN EFFICIENCY</b>	4-16-25%	3-10-30%
<b>FOURTH DOWN EFFICIENCY</b>	0-0-0%	0-0-0%
<b>TOTAL NET YARDS</b>	186	464
Total Offensive Plays (inc. times thrown passing)	56	68
Average gain per offensive play	3.3	6.8
<b>NET YARDS RUSHING</b>	87	138
Total Rushing Plays	21	38
Average gain per rushing play	4.1	3.6
Tackles for a loss-number and yards	0-0	1-1
<b>NET YARDS PASSING</b>	99	326
Times thrown - yards lost attempting to pass	4-29	1-0
Gross yards passing	128	326
<b>PASS ATTEMPTS-COMPLETIONS-HAD INTERCEPTED</b>	31-12-1	29-21-0
Avg gain per pass play (inc.# thrown passing)	2.8	10.9
<b>KICKOFFS Number-In End Zone-Touchbacks</b>	2-0-0	8-7-6
<b>PUNTS Number and Average</b>	11-47.1	6-47.2
Had Blocked	0	0
<b>FGs - PATs Had Blocked</b>	0-0	0-0
<b>Net Punting Average</b>	41.9	44.5
<b>TOTAL RETURN YARDAGE (Not Including Kickoffs)</b>	16	57
No. and Yards Punt Returns	1-16	6-57
No. and Yards Kickoff Returns	2-25	2-44
No. and Yards Interception Returns	0-0	1-0
<b>PENALTIES Number and Yards</b>	14-127	8-54
<b>FUMBLES Number and Lost</b>	2-0	0-0
<b>TOUCHDOWNS</b>	1	6
Rushing	0	3
Passing	1	3
<b>EXTRA POINTS Made-Attempts</b>	1-1	6-6
Kicking Made-Attempts	1-1	6-6
<b>FIELD GOALS Made-Attempts</b>	0-0	1-1
<b>RED ZONE EFFICIENCY</b>	0-0-0%	6-6-100%
<b>GOAL TO GO EFFICIENCY</b>	0-0-0%	5-5-100%
<b>SAFETIES</b>	0	0
<b>FINAL SCORE</b>	7	45
<b>TIME OF POSSESSION</b>	26:42	33:18

## Houston Texans vs Jacksonville Jaguars

12/17/2017 at Everbank Field

## Ball Possession And Drive Chart

## Houston Texans

#	Time Recd	Time Lost	Time Poss	How Ball Obtained	Drive Began	# Play	Yds Gain	Yds Pen	Net Yds	1st Down	Last Scrm	How Given Up
1	15:00	13:36	1:24	Kickoff	HST 25	3	4	-5	-1	0	HST 24	Punt
2	12:14	10:44	1:30	Punt	HST 29	3	-4	0	-4	0	HST 25	Punt
3	3:52	1:44	2:08	Kickoff	HST 25	4	2	0	2	1	HST 27	Punt
4	14:45	13:11	1:34	Kickoff	HST 10	3	8	0	8	0	HST 18	Punt
5	10:12	6:02	4:10	Kickoff	HST 25	7	41	-5	36	3	JAX 39	Punt
6	2:56	1:49	1:07	Punt	HST 20	3	2	0	2	0	HST 22	Punt
7	0:53	0:37	0:16	Kickoff	HST 25	3	0	0	0	0	HST 25	Interception
8	0:26	0:00	0:26	Kickoff	HST 25	1	5	0	5	0	HST 25	End of Half
9	12:42	8:12	4:30	Punt	HST 19	8	86	-5	81	3	JAX 25	Touchdown
10	7:13	4:17	2:56	Kickoff	HST 9	6	12	-10	2	1	HST 11	Punt
11	2:19	1:03	1:16	Punt	HST 2	3	6	0	6	0	HST 8	Punt
12	13:29	12:33	0:56	Punt	HST 10	3	5	0	5	0	HST 15	Punt
13	10:26	7:36	2:50	Kickoff	HST 30	6	8	0	8	1	HST 38	Punt
14	5:19	3:40	1:39	Punt	HST 25	3	11	-5	6	0	HST 31	Punt

(279) Average HST 20

## Jacksonville Jaguars

#	Time Recd	Time Lost	Time Poss	How Ball Obtained	Drive Began	# Play	Yds Gain	Yds Pen	Net Yds	1st Down	Last Scrm	How Given Up
1	13:36	12:14	1:22	Punt	JAX 9	3	4	0	4	0	JAX 13	Punt
2	10:44	3:52	6:52	Punt	JAX 22	13	65	13	78	6	* HST 1	Touchdown
3	1:44	14:45	1:59	Punt	JAX 41	5	54	5	59	3	* HST 5	Touchdown
4	13:11	10:12	2:59	Punt	JAX 37	6	48	15	63	4	* HST 14	Touchdown
5	6:02	2:56	3:06	Punt	JAX 8	5	43	-5	38	1	JAX 46	Punt
6	1:49	0:53	0:56	Punt	HST 45	8	25	0	25	2	HST 20	Field Goal
7	0:37	0:26	0:11	Interception	HST 45	2	50	-5	45	2	* HST 9	Touchdown
8	15:00	12:42	2:18	Kickoff	JAX 28	3	4	0	4	0	JAX 32	Punt
9	8:12	7:13	0:59	Kickoff	JAX 26	3	74	0	74	2	* HST 1	Touchdown
10	4:17	2:19	1:58	Punt	HST 43	3	6	0	6	0	HST 37	Punt
11	1:03	13:29	2:34	Punt	JAX 37	4	15	-10	5	0	JAX 42	Punt
12	12:33	10:26	2:07	Punt	HST 45	4	45	0	45	3	* HST 8	Touchdown
13	7:36	5:19	2:17	Punt	JAX 23	3	9	0	9	0	JAX 32	Punt
14	3:40	0:00	3:40	Punt	JAX 11	7	22	0	22	2	JAX 34	End of Game

(464) Average JAX 33

## \* inside opponent's 20

Time of Possession by Quarter		1st	2nd	3rd	4th	OT	Total
Visitor	Houston Texans	5:02	7:33	8:42	5:25		26:42
Home	Jacksonville Jaguars	9:58	7:27	6:18	9:35		33:18

## Kickoff Drive No.-Start Average

Texans: 8 - HST 22

Jaguars: 2 - JAX 27







# First Quarter

12/17/2017

## Play By Play

JAX wins the coin toss and elects to defer. HST elects to Receive, and JAX elects to defend the south goal.

J.Lambo kicks 65 yards from JAX 35 to end zone, Touchback.

### Houston Texans at 15:00

- 1-10-HST 25 (15:00) (Shotgun) T.Yates pass incomplete short right to S.Anderson.  
 2-10-HST 25 (14:56) L.Miller up the middle to HST 26 for 1 yard (C.Campbell).  
 3-9-HST 26 (14:10) (Shotgun) *PENALTY on HST-D.Hopkins, False Start, 5 yards, enforced at HST 26 - No Play.*  
 3-14-HST 21 (13:57) (Shotgun) T.Yates pass short right to J.Prosch to HST 24 for 3 yards (A.Colvin).  
*Penalty on HST-B.Giacomini, Unnecessary Roughness, declined.*  
 4-11-HST 24 (13:45) (Punt formation) S.Lechler punts 58 yards to JAX 18, Center-J.Weeks. J.Mickens to JAX 18 for no gain (C.Thompson).  
*PENALTY on JAX-B.Brown, Offensive Holding, 9 yards, enforced at JAX 18.*

### Jacksonville Jaguars at 13:36

- 1-10-JAX 9 (13:36) C.Ivory left end to JAX 9 for no gain (K.Jackson).  
*Penalty on JAX-C.Robinson, Offensive Holding, declined.*  
 2-10-JAX 9 (13:13) C.Ivory up the middle to JAX 13 for 4 yards (Z.Cunningham).  
 3-6-JAX 13 (12:29) (Shotgun) B.Bortles pass incomplete short left to K.Cole (K.Jackson).  
 4-6-JAX 13 (12:22) (Punt formation) B.Nortman punts 58 yards to HST 29, Center-C.Holba, fair catch by W.Fuller V.

### Houston Texans at 12:14

- 1-10-HST 29 (12:14) (Shotgun) Direct snap to A.Blue. A.Blue right end to HST 33 for 4 yards (A.Jones).  
 2-6-HST 33 (11:33) T.Yates pass incomplete deep middle to D.Hopkins [Y.Ngakoue].  
 3-6-HST 33 (11:29) (Shotgun) T.Yates sacked at HST 25 for -8 yards (C.Campbell).  
 4-14-HST 25 (10:54) (Punt formation) S.Lechler punts 58 yards to JAX 17, Center-J.Weeks. J.Mickens ran ob at JAX 22 for 5 yards (Z.Cunningham).

### Jacksonville Jaguars at 10:44

- 1-10-JAX 22 (10:44) B.Bortles pass short right to M.Lewis to JAX 31 for 9 yards (M.Gilchrist) [B.Cushing].  
 2-1-JAX 31 (10:04) B.Bortles pass short middle to J.O'Shaughnessy to JAX 46 for 15 yards (A.Hal; B.Dunn). P1  
1-10-JAX 46 (9:30) C.Ivory left end to 50 for 4 yards (B.McKinney).  
 2-6-50 (8:50) B.Bortles pass short right to D.Westbrook to HST 43 for 7 yards (B.Dunn). P2  
1-10-HST 43 (8:09) (Shotgun) C.Ivory up the middle to HST 40 for 3 yards (B.Cushing; J.Clowney).  
 2-7-HST 40 (7:33) (Shotgun) B.Bortles pass short left to T.Yeldon to HST 32 for 8 yards (K.Jackson). P3  
1-10-HST 32 (6:55) (Shotgun) B.Bortles pass short left to M.Lewis to HST 23 for 9 yards (K.Johnson).  
 2-1-HST 23 (6:18) (Shotgun) C.Ivory up the middle to HST 15 for 8 yards (B.McKinney; M.Gilchrist). JAX-M.Lee was injured during the play. His return is Questionable. R4  
1-10-HST 15 (5:56) B.Bortles pass incomplete short right.  
 2-10-HST 15 (5:48) (Shotgun) C.Ivory left end to HST 16 for -1 yards (M.Gilchrist).  
 3-11-HST 16 (5:09) (Shotgun) B.Bortles pass incomplete deep left to J.Mickens.  
*PENALTY on HST-K.Johnson, Defensive Pass Interference, 13 yards, enforced at HST 16 - No Play.* X5  
1-3-HST 3 (5:01) (Shotgun) C.Ivory up the middle to HST 1 for 2 yards (Z.Cunningham; A.Hal).  
 2-1-HST 1 (4:40) C.Ivory up the middle to HST 1 for no gain (J.Heath).  
 3-1-HST 1 (3:54) **T.Bohanon up the middle for 1 yard, TOUCHDOWN.** R6  
 (Kick formation) J.Lambo extra point is GOOD, Center-C.Holba, Holder-B.Nortman.  
*PENALTY on HST, Defensive 12 On-field, 5 yards, enforced between downs.*  
*Penalty on HST, Illegal Formation, declined.*

**HST 0 JAX 7, 13 plays, 78 yards, 1 penalty, 6:52 drive, 11:08 elapsed**

J.Lambo kicks 60 yards from JAX 40 to end zone, Touchback.

### Houston Texans at 3:52

- 1-10-HST 25 (3:52) (Shotgun) L.Miller up the middle to HST 36 for 11 yards (D.Fowler). R1  
1-10-HST 36 (3:17) (Shotgun) L.Miller up the middle to HST 39 for 3 yards (D.Smoot).  
 2-7-HST 39 (2:38) (Shotgun) T.Yates pass incomplete deep left to D.Hopkins.  
 3-7-HST 39 (2:33) (Shotgun) T.Yates sacked at HST 29 for -10 yards (M.Jackson). FUMBLES (M.Jackson) [M.Jackson], recovered by HST-B.Giacomini at HST 27. B.Giacomini to HST 27 for no gain (Y.Ngakoue).  
 4-19-HST 27 (1:49) (Punt formation) S.Lechler punts 58 yards to JAX 15, Center-J.Weeks. J.Mickens to HST 48 for 37 yards (A.Blue). FUMBLES (A.Blue), recovered by JAX-C.Grant at HST 48. C.Grant to HST 48 for no gain (S.Lechler).  
 Houston challenged the runner was out of bounds ruling, and the play was REVERSED.  
 (Punt formation) S.Lechler punts 58 yards to JAX 15, Center-J.Weeks. J.Mickens ran ob at JAX 41 for 26 yards.

### Jacksonville Jaguars at 1:44



**Houston Texans vs Jacksonville Jaguars at Everbank Field**

1-10-JAX 41 (1:44) C.Ivory up the middle to JAX 43 for 2 yards (A.Blackson).

2-8-JAX 43 (1:10) B.Bortles pass deep left to K.Cole to HST 15 for 42 yards (M.Gilchrist).

1-10-HST 15 (:23) C.Ivory right end to HST 10 for 5 yards (J.Clowney).

**END OF QUARTER**

	<b>Score</b>	<b>Time Poss</b>	<b>First Downs</b>				<b>Efficiencies</b>	
			<b>R</b>	<b>P</b>	<b>X</b>	<b>T</b>	<b>3 Down</b>	<b>4 Down</b>
<b>Houston Texans</b>	<b>0</b>	<b>5:02</b>	<b>1</b>	<b>0</b>	<b>0</b>	<b>1</b>	<b>0/3</b>	<b>0/0</b>
<b>Jacksonville Jaguars</b>	<b>7</b>	<b>9:58</b>	<b>2</b>	<b>4</b>	<b>1</b>	<b>7</b>	<b>1/2</b>	<b>0/0</b>

## Second Quarter

12/17/2017

## Play By Play

Jacksonville Jaguars continued.

2-5-HST 10 (15:00) (Shotgun) B.Bortles pass incomplete short right [J.Clowney].

3-5-HST 10 (14:55) B.Bortles pass incomplete short middle to D.Westbrook.

*PENALTY on HST-M.Gilchrist, Defensive Holding, 5 yards, enforced at HST 10 - No Play.*1-5-HST 5**(14:51) (Shotgun) B.Bortles pass short left to J.Mickens for 5 yards, TOUCHDOWN.****The Replay Official reviewed the runner broke the plane ruling, and the play was Upheld. The ruling on the field stands.**

J.Lambo extra point is GOOD, Center-C.Holba, Holder-B.Nortman.

*PENALTY on HST-C.Watkins, Leverage, 15 yards, enforced between downs.*

X8

P9

**HST 0 JAX 14, 5 plays, 59 yards, 1 penalty, 1:59 drive, 0:15 elapsed**

J.Lambo kicks 43 yards from 50 to HST 7. C.Thompson to HST 10 for 3 yards (D.Payne).

**Houston Texans at 14:45, (1st play from scrimmage 14:41)**

1-10-HST 10 (14:41) A.Blue up the middle to HST 16 for 6 yards (T.Smith).

2-4-HST 16 (14:04) (Shotgun) A.Blue up the middle to HST 18 for 2 yards (M.Dareus).

3-2-HST 18 (13:21) (Shotgun) T.Yates sacked at HST 12 for -6 yards (M.Jackson). FUMBLES (M.Jackson), RECOVERED by JAX-M.Jack at HST 19. M.Jack for 19 yards, TOUCHDOWN.

The Replay Official reviewed the fumble ruling, and the play was REVERSED.

(Shotgun) T.Yates pass incomplete short middle to S.Anderson.

4-2-HST 18 (13:18) (Punt formation) S.Lechler punts 45 yards to JAX 37, Center-J.Weeks, out of bounds.

**Jacksonville Jaguars at 13:11**

1-10-JAX 37 (13:11) (Shotgun) B.Bortles pass short middle to K.Cole to JAX 47 for 10 yards (Z.Cunningham).

P10

1-10-JAX 47 (12:37) C.Ivory right guard to JAX 49 for 2 yards (D.Reader).

2-8-JAX 49 (11:58) B.Bortles pass short middle to K.Cole pushed ob at HST 33 for 18 yards (J.Joseph).

P11

*PENALTY on HST-J.Joseph, Horse Collar Tackle, 15 yards, enforced at HST 33.*

X12

1-10-HST 18 (11:35) T.Yeldon up the middle to HST 14 for 4 yards (J.Heath).

2-6-HST 14 (10:56) (Shotgun) B.Bortles sacked ob at HST 14 for 0 yards (B.Cushing).

3-6-HST 14 **(10:18) (Shotgun) B.Bortles pass short middle to J.Mickens for 14 yards, TOUCHDOWN.**

P13

(Kick formation) J.Lambo extra point is GOOD, Center-C.Holba, Holder-B.Nortman.

**HST 0 JAX 21, 6 plays, 63 yards, 1 penalty, 2:59 drive, 4:48 elapsed**

J.Lambo kicks 65 yards from JAX 35 to end zone, Touchback.

**Houston Texans at 10:12**

1-10-HST 25 (10:12) T.Yates pass short left to D.Hopkins pushed ob at HST 35 for 10 yards (J.Ramsey).

P2

1-10-HST 35 (9:34) L.Miller up the middle to HST 39 for 4 yards (B.Church).

2-6-HST 39 (9:34) (Shotgun) Direct snap to A.Blue. A.Blue right end to HST 46 for 7 yards (B.Church).

R3

1-10-HST 46 (8:30) T.Yates pass short right to W.Fuller V to JAX 39 for 15 yards (A.Bouye).

P4

1-10-JAX 39 (7:52) L.Miller up the middle to JAX 37 for 2 yards (T.Smith; B.Church).

2-8-JAX 37 (7:18) (Shotgun) T.Yates pass short right to W.Fuller V to JAX 34 for 3 yards (A.Bouye).

3-5-JAX 34 (6:33) (Shotgun) *PENALTY on HST-J.Allen, False Start, 5 yards, enforced at JAX 34 - No Play.*

3-10-JAX 39 (6:13) T.Yates pass incomplete short middle to L.Miller (C.Campbell) [D.Fowler].

4-10-JAX 39 (6:02) (Punt formation) S.Lechler punts 31 yards to JAX 8, Center-J.Weeks, fair catch by J.Mickens.

**Jacksonville Jaguars at 6:02**

1-10-JAX 8 (6:02) C.Ivory up the middle to JAX 10 for 2 yards (B.McKinney).

2-8-JAX 10 (5:26) (Shotgun) B.Bortles pass deep right to K.Cole pushed ob at JAX 41 for 31 yards (K.Jackson).

P14

1-10-JAX 41 (4:48) (Shotgun) *PENALTY on JAX-B.Linder, False Start, 5 yards, enforced at JAX 41 - No Play.*

1-15-JAX 36 (4:35) C.Ivory right guard pushed ob at JAX 43 for 7 yards (A.Hal).

2-8-JAX 43 (4:12) (Shotgun) B.Bortles pass short right to K.Cole to JAX 46 for 3 yards (Z.Cunningham).

3-5-JAX 46 (3:30) (Shotgun) B.Bortles pass short left to B.Koyack to JAX 46 for no gain (K.Johnson).

4-5-JAX 46 (3:02) (Punt formation) B.Nortman punts 34 yards to HST 20, Center-C.Holba, fair catch by W.Fuller V.

**Houston Texans at 2:56**

1-10-HST 20 (2:56) (Shotgun) T.Yates pass incomplete short right to D.Hopkins.

2-10-HST 20 (2:53) (Shotgun) L.Miller up the middle to HST 22 for 2 yards (T.Gipson).

3-8-HST 22 (2:07) (Shotgun) T.Yates pass short right to L.Miller to HST 22 for no gain (J.Ramsey) [M.Jackson].

*Penalty on HST-J.Allen, Illegal Use of Hands, declined.*

**Houston Texans vs Jacksonville Jaguars at Everbank Field**

Two-Minute Warning

4-8-HST 22 (1:57) (Punt formation) S.Lechler punts 45 yards to JAX 33, Center-J.Weeks. J.Mickens to JAX 40 for 7 yards (J.Todman).  
*PENALTY on HST-S.Lechler, Unsportsmanlike Conduct, 15 yards, enforced at JAX 40.*

**Jacksonville Jaguars at 1:49**

1-10-HST 45 (1:49) (Shotgun) B.Bortles pass incomplete deep middle to K.Cole.  
 2-10-HST 45 (1:46) (Shotgun) B.Bortles pass short middle to D.Westbrook pushed ob at HST 31 for 14 yards (J.Joseph) [J.Clowney]. P15  
 Timeout #1 by JAX at 01:39.  
 1-10-HST 31 (1:39) (Shotgun) B.Bortles pass incomplete short right to J.O'Shaughnessy.  
 2-10-HST 31 (1:35) (Shotgun) B.Bortles pass short middle to T.Yeldon to HST 20 for 11 yards (K.Jackson). P16  
 1-10-HST 20 (1:09) (Shotgun) B.Bortles pass incomplete short middle to J.Mickens.  
 2-10-HST 20 (1:05) (Shotgun) B.Bortles pass incomplete short middle to T.Yeldon.  
 3-10-HST 20 (1:03) (Shotgun) B.Bortles pass incomplete short right.  
 4-10-HST 20 (:56) (Field Goal formation) **J.Lambo 38 yard field goal is GOOD, Center-C.Holba, Holder-B.Nortman.**

<b>HST 0 JAX 24, 8 plays, 25 yards, 0:56 drive, 14:07 elapsed</b>
-------------------------------------------------------------------

J.Lambo kicks 65 yards from JAX 35 to end zone, Touchback.

**Houston Texans at 0:53**

1-10-HST 25 (:53) (Shotgun) T.Yates pass incomplete short right to S.Anderson (M.Jack, A.Colvin).  
 2-10-HST 25 (:48) (Shotgun) T.Yates pass incomplete short left to L.Miller.  
 3-10-HST 25 (:42) (Shotgun) T.Yates pass deep left intended for D.Hopkins INTERCEPTED by B.Church at HST 45. B.Church ran ob at HST 45 for no gain.

**Jacksonville Jaguars at 0:37**

1-10-HST 45 (:37) (Shotgun) B.Bortles pass deep left to J.Mickens pushed ob at HST 4 for 41 yards (M.Gilchrist). P17  
 1-4-HST 4 (:30) (Shotgun) *PENALTY on JAX-B.Bortles, Delay of Game, 5 yards, enforced at HST 4 - No Play.*  
 1-9-HST 9 (:29) **B.Bortles pass short left to K.Cole for 9 yards, TOUCHDOWN [J.Clowney].** P18  
*PENALTY on HST-J.Clowney, Roughing the Passer, 15 yards, enforced between downs.*  
 J.Lambo extra point is GOOD, Center-C.Holba, Holder-B.Nortman.  
*PENALTY on JAX-B.Linder, False Start, 5 yards, enforced at HST 15 - No Play.*  
 J.Lambo extra point is GOOD, Center-C.Holba, Holder-B.Nortman.

<b>HST 0 JAX 31, 2 plays, 45 yards, 0:11 drive, 14:34 elapsed</b>
-------------------------------------------------------------------

J.Lambo kicks 50 yards from 50 to end zone, Touchback.

**Houston Texans at 0:26**

1-10-HST 25 (:26) (Shotgun) L.Miller up the middle to HST 30 for 5 yards (C.Campbell, M.Jack).

**END OF QUARTER**

	Score	Time Poss	First Downs				Efficiencies	
			R	P	X	T	3 Down	4 Down
<b>Houston Texans</b>	<b>0</b>	<b>7:33</b>	<b>1</b>	<b>2</b>	<b>0</b>	<b>3</b>	<b>0/4</b>	<b>0/0</b>
<b>Jacksonville Jaguars</b>	<b>31</b>	<b>7:27</b>	<b>0</b>	<b>9</b>	<b>2</b>	<b>11</b>	<b>1/3</b>	<b>0/0</b>

## Third Quarter

12/17/2017

## Play By Play

JAX elects to Receive, and HST elects to defend the North goal.

K.Fairbairn kicks 59 yards from HST 35 to JAX 6. C.Grant to JAX 28 for 22 yards (E.Pleasant).

## Jacksonville Jaguars at 15:00, (1st play from scrimmage 14:56)

- 1-10-JAX 28 (14:56) C.Ivory up the middle to JAX 28 for no gain (J.Clowney; C.Watkins).  
 2-10-JAX 28 (14:19) (Shotgun) C.Ivory left end to JAX 31 for 3 yards (M.Gilchrist).  
 3-7-JAX 31 (13:34) (Shotgun) B.Bortles pass short right to J.Mickens to JAX 32 for 1 yard (C.Watkins).  
 4-6-JAX 32 (12:55) (Punt formation) B.Nortman punts 65 yards to HST 3, Center-C.Holba. W.Fuller V to HST 19 for 16 yards (L.McCray).

## Houston Texans at 12:42

- 1-10-HST 19 (12:42) L.Miller up the middle to HST 20 for 1 yard (T.Gipson).  
 2-9-HST 20 (12:09) T.Yates pass short right to W.Fuller V to HST 31 for 11 yards (A.Bouye). P5  
1-10-HST 31 (11:30) (Shotgun) A.Blue up the middle to HST 34 for 3 yards (M.Jack).  
 2-7-HST 34 (10:49) (Shotgun) PENALTY on HST-J.Allen, False Start, 5 yards, enforced at HST 34 - No Play.  
 Timeout #1 by HST at 10:34.  
 2-12-HST 29 (10:33) (Shotgun) T.Yates pass short left to L.Miller to HST 30 for 1 yard (C.Campbell).  
 3-11-HST 30 (9:50) (Shotgun) T.Yates pass deep left to D.Hopkins to JAX 30 for 40 yards (J.Ramsey) [Y.Ngakoue]. P6  
1-10-JAX 30 (9:04) (Shotgun) T.Yates pass short left to D.Hopkins to JAX 25 for 5 yards (J.Ramsey).  
 2-5-JAX 25 (8:21) T.Yates pass incomplete deep right to D.Hopkins.  
 3-5-JAX 25 (8:17) (Shotgun) T.Yates pass deep left to D.Hopkins for 25 yards, TOUCHDOWN. P7  
 (Kick formation) K.Fairbairn extra point is GOOD, Center-J.Weeks, Holder-S.Lechler.

HST 7 JAX 31, 8 plays, 81 yards, 4:30 drive, 6:48 elapsed
-----------------------------------------------------------

K.Fairbairn kicks 61 yards from HST 35 to JAX 4. C.Grant to JAX 26 for 22 yards (D.Cole).

## Jacksonville Jaguars at 8:12, (1st play from scrimmage 8:07)

- 1-10-JAX 26 (8:07) B.Bortles pass deep middle to K.Cole to HST 1 for 73 yards (B.McKinney). P19  
1-1-HST 1 (7:38) C.Ivory up the middle to HST 1 for no gain (D.Cole, B.Cushing).  
 2-1-HST 1 (7:16) T.Bohanon up the middle for 1 yard, TOUCHDOWN. R20  
 J.Lambo extra point is GOOD, Center-C.Holba, Holder-B.Nortman.

HST 7 JAX 38, 3 plays, 74 yards, 0:59 drive, 7:47 elapsed
-----------------------------------------------------------

J.Lambo kicks 69 yards from JAX 35 to HST -4. C.Thompson to HST 18 for 22 yards (P.Thompson).

PENALTY on HST-B.Peters, Offensive Holding, 9 yards, enforced at HST 18.

## Houston Texans at 7:13, (1st play from scrimmage 7:10)

- 1-10-HST 9 (7:10) T.Yates pass incomplete short right.  
 2-10-HST 9 (7:03) (Shotgun) T.Yates pass short left to W.Fuller V to HST 15 for 6 yards (A.Colvin; M.Jack).  
 Timeout #2 by HST at 06:33.  
 3-4-HST 15 (6:33) (Shotgun) T.Yates pass short middle to W.Fuller V to HST 24 for 9 yards (T.Smith). P8  
1-10-HST 24 (5:59) T.Yates pass short left to D.Hopkins to HST 37 for 13 yards (J.Ramsey).  
 PENALTY on HST-J.Allen, Offensive Holding, 10 yards, enforced at HST 24 - No Play.  
 1-20-HST 14 (5:17) (Shotgun) T.Yates FUMBLES (Aborted) at HST 10, and recovers at HST -2. T.Yates pass incomplete short right.  
 2-20-HST 14 (5:11) T.Yates pass incomplete deep left to D.Hopkins [Y.Ngakoue].  
 3-20-HST 14 (5:05) (Shotgun) T.Yates sacked at HST 11 for -3 yards (C.Campbell).  
 4-23-HST 11 (4:29) (Punt formation) S.Lechler punts 51 yards to JAX 38, Center-J.Weeks. D.Westbrook to HST 43 for 19 yards (K.Drummond).

## Jacksonville Jaguars at 4:17

- 1-10-HST 43 (4:17) (Shotgun) T.Yeldon right guard to HST 43 for no gain (L.Lewis).  
 2-10-HST 43 (3:40) T.Yeldon up the middle to HST 40 for 3 yards (B.McKinney).  
 3-7-HST 40 (2:59) (Shotgun) B.Bortles pass short right to T.Yeldon to HST 37 for 3 yards (J.Joseph).  
 4-4-HST 37 (2:26) (Punt formation) B.Nortman punts 35 yards to HST 2, Center-C.Holba, downed by JAX-P.Thompson.

## Houston Texans at 2:19

- 1-10-HST 2 (2:19) (Shotgun) L.Miller up the middle to HST 5 for 3 yards (A.Colvin).  
 2-7-HST 5 (2:02) (Shotgun) A.Blue left end to HST 8 for 3 yards (M.Dareus).  
 3-4-HST 8 (1:21) (Shotgun) T.Yates pass incomplete deep left to D.Hopkins.  
 4-4-HST 8 (1:15) (Punt formation) S.Lechler punts 45 yards to JAX 47, Center-J.Weeks. J.Mickens pushed ob at HST 26 for 27 yards (A.Blue).

**Houston Texans vs Jacksonville Jaguars at Everbank Field**

*PENALTY on JAX-D.Payne, Offensive Holding, 10 yards, enforced at JAX 47.*

**Jacksonville Jaguars at 1:03**

1-10-JAX 37 (1:03) C.Ivory up the middle to JAX 38 for 1 yard (Z.Cunningham).

*PENALTY on JAX-D.Westbrook, Illegal Block Above the Waist, 10 yards, enforced at JAX 38.*

1-19-JAX 28 (:34) T.Yeldon right guard to JAX 37 for 9 yards (B.Cushing).

**END OF QUARTER**

	Score	Time	First Downs				Efficiencies	
		Poss	R	P	X	T	3 Down	4 Down
Houston Texans	7	8:42	0	4	0	4	3/5	0/0
Jacksonville Jaguars	38	6:18	1	1	0	2	0/2	0/0

## Fourth Quarter

12/17/2017

## Play By Play

Jacksonville Jaguars continued.

- 2-10-JAX 37 (15:00) (Shotgun) T.Yeldon up the middle to JAX 39 for 2 yards (B.Cushing).  
 3-8-JAX 39 (14:15) (Shotgun) B.Bortles pass short right to T.Yeldon pushed ob at JAX 42 for 3 yards (A.Hal).  
 4-5-JAX 42 (13:37) (Punt formation) B.Nortman punts 48 yards to HST 10, Center-C.Holba, out of bounds.

## Houston Texans at 13:29

- 1-10-HST 10 (13:29) (Shotgun) A.Blue up the middle to HST 15 for 5 yards (A.Bouye).  
 2-5-HST 15 (12:48) (Shotgun) T.Yates pass incomplete deep middle to D.Hopkins.  
 3-5-HST 15 (12:45) (Shotgun) T.Yates pass incomplete short right to D.Hopkins.  
 4-5-HST 15 (12:38) (Punt formation) S.Lechler punts 30 yards to HST 45, Center-J.Weeks, out of bounds.

## Jacksonville Jaguars at 12:33

- 1-10-HST 45 (12:33) C.Grant up the middle to HST 41 for 4 yards (J.Clowney).  
 2-6-HST 41 (11:53) C.Grant up the middle to HST 28 for 13 yards (C.Moore). R21  
1-10-HST 28 (11:10) C.Grant left end pushed ob at HST 8 for 20 yards (C.Moore). R22  
 Timeout #1 by JAX at 10:30.  
1-8-HST 8 (10:30) C.Grant up the middle for 8 yards, TOUCHDOWN. R23  
 J.Lambo extra point is GOOD, Center-C.Holba, Holder-B.Nortman.

HST 7 JAX 45, 4 plays, 45 yards, 2:07 drive, 4:34 elapsed
-----------------------------------------------------------

J.Lambo kicks 65 yards from JAX 35 to end zone, Touchback.

PENALTY on JAX-J.O'Shaughnessy, Offside on Free Kick, 5 yards, enforced at HST 25.

## Houston Texans at 10:26

- 1-10-HST 30 (10:26) (Shotgun) A.Blue up the middle to HST 35 for 5 yards (A.Jones).  
 2-5-HST 35 (9:52) A.Blue up the middle to HST 39 for 4 yards (T.Gipson).  
 3-1-HST 39 (9:15) (Shotgun) A.Blue up the middle to HST 44 for 5 yards (J.Wilson). R9  
1-10-HST 44 (8:38) T.Yates pass incomplete short right to D.White.  
 2-10-HST 44 (8:33) (Shotgun) PENALTY on HST-J.Davenport, False Start, 5 yards, enforced at HST 44 - No Play.  
 2-15-HST 39 (8:33) (Shotgun) T.Yates pass incomplete short left to A.Blue.  
 3-15-HST 39 (8:27) (Shotgun) T.Yates sacked at HST 33 for -6 yards (D.Fowler).  
 4-21-HST 33 (7:49) (Punt formation) PENALTY on JAX, Defensive 12 On-field, 5 yards, enforced at HST 33 - No Play.  
 4-16-HST 38 (7:40) S.Lechler punts 39 yards to JAX 23, Center-J.Weeks, fair catch by J.Mickens.

## Jacksonville Jaguars at 7:36

- 1-10-JAX 23 (7:36) C.Grant up the middle to JAX 31 for 8 yards (L.Lewis).  
 2-2-JAX 31 (6:51) C.Grant up the middle to JAX 32 for 1 yard (J.Heath).  
 3-1-JAX 32 (6:09) C.Grant up the middle to JAX 32 for no gain (D.Reader).  
 4-1-JAX 32 (5:25) (Punt formation) B.Nortman punts 43 yards to HST 25, Center-C.Holba, fair catch by D.White.

## Houston Texans at 5:19

- 1-10-HST 25 (5:19) (Shotgun) A.Blue up the middle to HST 29 for 4 yards (B.Brown).  
 2-6-HST 29 (4:35) (Shotgun) PENALTY on HST-K.Fuller, False Start, 5 yards, enforced at HST 29 - No Play.  
 2-11-HST 24 (4:35) (Shotgun) A.Blue up the middle to HST 31 for 7 yards (J.Wilson).  
 3-4-HST 31 (3:53) (Shotgun) T.Yates pass incomplete short right to C.Hamilton (J.Myrick).  
 4-4-HST 31 (3:47) (Punt formation) S.Lechler punts 58 yards to JAX 11, Center-J.Weeks, fair catch by J.Mickens.

## Jacksonville Jaguars at 3:40

- 1-10-JAX 11 (3:40) C.Grant up the middle to JAX 12 for 1 yard (B.Dunn).  
 2-9-JAX 12 (2:57) C.Grant right end pushed ob at JAX 23 for 11 yards (C.Moore). R24  
1-10-JAX 23 (2:50) T.Yeldon up the middle to JAX 30 for 7 yards (B.Cushing).  
 2-3-JAX 30 (2:06) T.Yeldon up the middle to JAX 32 for 2 yards (J.Heath).

## Two-Minute Warning

- 3-1-JAX 32 (2:00) C.Grant up the middle to JAX 35 for 3 yards (J.Heath). R25  
1-10-JAX 35 (1:15) C.Henne kneels to JAX 34 for -1 yards.  
 2-11-JAX 34 (:39) C.Henne kneels to JAX 33 for -1 yards.

Houston Texans vs Jacksonville Jaguars at Everbank Field

END OF QUARTER

	Score	Time Poss	First Downs				Efficiencies	
			R	P	X	T	3 Down	4 Down
Houston Texans	7	5:25	1	0	0	1	1/4	0/0
Jacksonville Jaguars	45	9:35	5	0	0	5	1/3	0/0

# Miscellaneous Statistics Report

Houston Texans vs Jacksonville Jaguars  
12/17/2017 at Everbank Field

## Ten Longest Plays for Houston Texans

Yards	Qtr	Play Start	Play Description
40	3	3-11-HST 30	(9:50) (Shotgun) T.Yates pass deep left to D.Hopkins to JAX 30 for 40 yards (J.Ramsey) [Y.Ngakoue].
25	3	3-5-JAX 25	(8:17) (Shotgun) T.Yates pass deep left to D.Hopkins for 25 yards, TOUCHDOWN.
15	2	1-10-HST 46	(8:30) T.Yates pass short right to W.Fuller V to JAX 39 for 15 yards (A.Bouye).
11	1	1-10-HST 25	(3:52) (Shotgun) L.Miller up the middle to HST 36 for 11 yards (D.Fowler).
11	3	2-9-HST 20	(12:09) T.Yates pass short right to W.Fuller V to HST 31 for 11 yards (A.Bouye).
10	2	1-10-HST 25	(10:12) T.Yates pass short left to D.Hopkins pushed ob at HST 35 for 10 yards (J.Ramsey).
9	3	3-4-HST 15	(6:33) (Shotgun) T.Yates pass short middle to W.Fuller V to HST 24 for 9 yards (T.Smith).
7	2	2-6-HST 39	(9:34) (Shotgun) Direct snap to A.Blue. A.Blue right end to HST 46 for 7 yards (B.Church).
7	4	2-11-HST 24	(4:35) (Shotgun) A.Blue up the middle to HST 31 for 7 yards (J.Wilson).
6	2	1-10-HST 10	(14:41) A.Blue up the middle to HST 16 for 6 yards (T.Smith).

## Ten Longest Plays for Jacksonville Jaguars

Yards	Qtr	Play Start	Play Description
73	3	1-10-JAX 26	(8:07) B.Bortles pass deep middle to K.Cole to HST 1 for 73 yards (B.McKinney).
42	1	2-8-JAX 43	(1:10) B.Bortles pass deep left to K.Cole to HST 15 for 42 yards (M.Gilchrist).
41	2	1-10-HST 45	(:37) (Shotgun) B.Bortles pass deep left to J.Mickens pushed ob at HST 4 for 41 yards (M.Gilchrist).
33	2	2-8-JAX 49	(11:58) B.Bortles pass short middle to K.Cole pushed ob at HST 33 for 18 yards (J.Joseph).
31	2	2-8-JAX 10	(5:26) (Shotgun) B.Bortles pass deep right to K.Cole pushed ob at JAX 41 for 31 yards (K.Jackson).
20	4	1-10-HST 28	(11:10) C.Grant left end pushed ob at HST 8 for 20 yards (C.Moore).
15	1	2-1-JAX 31	(10:04) B.Bortles pass short middle to J.O'Shaughnessy to JAX 46 for 15 yards (A.Hal; B.Dunn).
14	2	3-6-HST 14	(10:18) (Shotgun) B.Bortles pass short middle to J.Mickens for 14 yards, TOUCHDOWN.
14	2	2-10-HST 45	(1:46) (Shotgun) B.Bortles pass short middle to D.Westbrook pushed ob at HST 31 for 14 yards (J.Joseph) [J.Clowney].
13	4	2-6-HST 41	(11:53) C.Grant up the middle to HST 28 for 13 yards (C.Moore).

## Touchdown Scoring Information

	Offense	Defense	Special Teams
<b>VISITOR</b> Houston Texans	1	0	0
<b>HOME</b> Jacksonville Jaguars	6	0	0

## Player Scoring Information

Club	Player	TD	Rush TD	Rec TD	KO TD	Punt TD	Int TD	Fum TD	Misc TD	FG	XP	2Pt Rush	2Pt Rec	Sfty	Points
HST	D.Hopkins	0	0	1	0	0	0	0	0	0	0	0	0	0	6
HST	K.Fairbairn	0	0	0	0	0	0	0	0	0	1	0	0	0	1
JAX	T.Bohanon	0	2	0	0	0	0	0	0	0	0	0	0	0	12
JAX	J.Mickens	0	0	2	0	0	0	0	0	0	0	0	0	0	12
JAX	J.Lambo	0	0	0	0	0	0	0	0	1	6	0	0	0	9
JAX	C.Grant	0	1	0	0	0	0	0	0	0	0	0	0	0	6
JAX	K.Cole	0	0	1	0	0	0	0	0	0	0	0	0	0	6

## Possession Detail

	First Half		Second Half		Game	
	Visitor	Home	Visitor	Home	Visitor	Home
Largest Lead	0	31	0	38	0	38
Drives Leading	0	5	0	7	0	12
Time of Possession Leading	0:00	9:11	0:00	15:53	0:00	25:04
Largest Deficit	-31	0	-38	0	-38	0
Drives Trailing	6	0	6	0	12	0
Time of Possession Trailing	9:41	0:00	14:07	0:00	23:48	0:00
Times Score Tied Up		0		0		0
Lead Changes		1		0		1



# Playtime Percentage

*Percent of playtime per player on offense, defense and special teams*

Houston Texans						Jacksonville Jaguars					
		Offense	Defense	Special Teams				Offense	Defense	Special Teams	
X Su'a-Filo	G	62	100%	1	3%	P Onameh	G	72	100%	8	22%
B Giacomini	T	62	100%	1	3%	B Linder	C	72	100%	8	22%
T Yates	QB	62	100%			A Cann	G	72	100%	8	22%
W Fuller	WR	58	94%	5	14%	J Parnell	T	58	81%	8	22%
D Hopkins	WR	57	92%			C Robinson	T	58	81%	7	19%
J Allen	G	51	82%			B Bortles	QB	58	81%		
D White	WR	46	74%	1	3%	D Westbrook	WR	57	79%	1	3%
N Martin	C	46	74%			K Cole	WR	53	74%		
G Mancz	G	45	73%	1	3%	M Lewis	TE	38	53%	8	22%
S Anderson	TE	34	55%	3	8%	J O'Shaughnessy	TE	35	49%	27	73%
C Slade	G	33	53%	1	3%	B Koyack	TE	35	49%	4	11%
A Blue	RB	31	50%	23	62%	C Ivory	RB	31	43%		
L Miller	RB	31	50%			J Mickens	WR	30	42%	14	38%
J Davenport	T	29	47%	1	3%	T Yeldon	RB	29	40%		
K Fuller	G	20	32%	1	3%	T Bohanon	FB	25	35%	8	22%
J Prosch	FB	7	11%	17	46%	T Shatley	C	18	25%	8	22%
C Thompson	WR	4	6%	28	76%	J Wells	T	14	19%		
C Hamilton	WR	4	6%	3	8%	C Henne	QB	14	19%		
B McKinney	LB		63 88%	8	22%	C Grant	RB	12	17%	22	59%
Z Cunningham	LB		61 85%	20	54%	M Lee	WR	11	15%		
A Hal	FS		59 82%	8	22%	T Gipson	FS		62 100%	2	5%
K Johnson	CB		56 78%	6	16%	B Church	SS		51 82%	5	14%
M Gilchrist	FS		53 74%	6	16%	M Jack	LB		51 82%	2	5%
J Clowney	LB		52 72%	8	22%	T Smith	LB		51 82%	1	3%
K Jackson	CB		48 67%	7	19%	J Ramsey	CB		51 82%	1	3%
J Joseph	CB		47 65%	3	8%	A Bouye	CB		51 82%		
B Cushing	LB		43 60%	9	24%	A Colvin	CB		46 74%	9	24%
L Lewis	LB		43 60%	2	5%	Y Ngakoué	DE		46 74%	1	3%
C Watkins	DE		42 58%	13	35%	M Jackson	DT		37 60%		
B Dunn	NT		41 57%	7	19%	M Dareus	DT		36 58%	2	5%
J Heath	DE		36 50%	4	11%	A Jones	NT		35 56%	4	11%
A Blackson	DE		33 46%	4	11%	C Campbell	DE		32 52%	10	27%
D Reader	NT		32 44%	4	11%	D Fowler	DE		30 48%		
C Moore	SS		18 25%	30	81%	D Smoot	DE		28 45%	14	38%
E Pleasant	SS		18 25%	12	32%	P Posluszny	LB		22 35%	8	22%
K Drummond	SS		14 19%	28	76%	J Wilson	SS		12 19%	21	57%
D Cole	LB		11 15%	29	78%	B Brown	LB		11 18%	27	73%
G President	LB		11 15%	23	62%	J Myrick	CB		11 18%	21	57%
B Peters	LB		7 10%	28	76%	T Patmon	CB		11 18%	11	30%
M Williams	CB		4 6%	8	22%	D Payne	LB		4 6%	27	73%
J Todman	RB			26	70%	C Phillips	DE		3 5%	20	54%
S Lechler	P			13	35%	L McCray	LB		1 2%	28	76%
J Weeks	LS			12	32%	P Thompson	FS			19	51%
K Fairbairn	K			3	8%	J Lambo	K			16	43%

B Nortman	P	14	38%
C Holba	LS	14	38%

# FRANCHISE PLAYOFF GAME SUMMARIES

## 1996 AFC WILD CARD PLAYOFF

JAGUARS 30, BILLS 27  
DECEMBER 28, 1996 • RICH STADIUM

JACKSONVILLE JAGUARS (10-7)	10	7	3	10	—	30
BUFFALO BILLS (10-7)	14	3	3	7	—	27

The Jaguars won their first-ever playoff game with a come-from-behind victory over Buffalo and became the first road team to win a postseason game at Rich Stadium. Natrone Means rushed for 175 yards and a touchdown, and Mike Hollis kicked three field goals, the game-winner with 3:07 to play. Buffalo jumped out to a 7-0 lead, but Clyde Simmons intercepted Jim Kelly and ran 20 yards for a score to tie the game. Simmons also had two sacks. Buffalo took a 27-20 lead early in the fourth quarter, but Mark Brunell found Jimmy Smith for a 2-yard TD pass to tie the score, and Aaron Beasley recovered a fumble prior to Hollis' field goal.

TEAM	QTR	TIME	SCORING PLAY	TEAM STATS	JAX	BUF
Buf.	1	11:30	Thomas 7 pass from Kelly (Christie kick)	First Downs	18	19
Jax.	1	6:26	Simmons 20 interception return (Hollis kick)	Total Yards	409	308
Buf.	1	2:26	Thomas 2 run (Christie kick)	Rushing Yards	184	92
Jax.	1	0:10	Hollis 27 field goal	Passing Yards	225	216
Jax.	2	3:45	Means 30 run (Hollis kick)	Att-Comp-Int	33-18-2	36-22-1
Buf.	2	1:56	Christie 33 field goal	Third Downs	7-17	5-15
Buf.	3	10:20	Christie 47 field goal	Fourth Downs	1-1	0-1
Jax.	3	2:45	Hollis 24 field goal	Punts-Avg.	5-50.6	5-43.2
Buf.	4	14:17	Burris 38 interception return (Christie kick)	Fumbles-Lost	0-0	4-2
Jax.	4	8:40	Smith 2 pass from Brunell (Hollis kick)	Penalties-Yards	6-42	6-39
Jax.	4	3:07	Hollis 45 field goal	Possession	33:06	26:54

**Attendance:** 70,213 • **Temperature:** 49 degrees

**RUSHING:** Jaguars - Means 31-175 (1 TD), Brunell 3-9, Stewart 1-0, Bills - Thomas 14-50 (1 TD), Kelly 4-18, Holmes 9-10, Tasker 1-9, Tindale 1-5

**PASSING:** Jaguars - Brunell 33-18-239, 1 TD, 2 INTs, Bills - Kelly 32-21-239, 1 TD, 1 INT, Collins 4-1-7, 0 TD, 0 INT

**RECEIVING:** Jaguars - Smith 5-58 (1 TD), McCardell 4-76, Mitchell 3-64, Maston 2-21, Jackson 1-11, Brown 1-8, Stewart 1-5, Means 1-(-4), Bills - Early 9-122, Reed 3-32, Tasker 3-30, Johnson 3-27, Thomas 3-24, Holmes 1-11

**SACKS:** Jaguars 3 (Simmons 2, Brackens 1), Bills 2 (Covington 1, White 1)

**INTERCEPTIONS:** Jaguars 1 (Simmons [TD]), Bills 2 (Burris [TD], Smith)

## 1996 AFC DIVISIONAL PLAYOFF

JAGUARS 30, BRONCOS 27  
JANUARY 4, 1997 • MILE HIGH STADIUM

JACKSONVILLE JAGUARS (11-7)	0	13	7	10	—	30
DENVER BRONCOS (13-4)	12	0	0	15	—	27

The Jaguars won their seventh straight game as they shocked the football world with their upset victory over the 13-3 Broncos. After falling behind 12-0, the Jaguars scored on their next six possessions, all on drives of 50 yards and longer, taking a 30-20 lead. Denver had not lost at home all season and had not lost a playoff game at Mile High Stadium since 1984. Natrone Means rushed for 140 yards, and Mark Brunell threw TD passes to Keenan McCardell and Jimmy Smith. The Jaguars dominated in yards, first downs and time of possession.

TEAM	QTR	TIME	SCORING PLAY	TEAM STATS	JAX	DEN
Den.	1	6:22	Hebron 1 run (Elam kick blocked)	First Downs	22	21
Den.	1	0:33	Sharpe 18 pass from Elway (run failed)	Total Yards	443	351
Jax.	2	11:15	Hollis 46 field goal	Rushing Yards	203	126
Jax.	2	2:58	Means 8 run (Hollis kick)	Passing Yards	240	225
Jax.	2	0:10	Hollis 42 field goal	Att-Comp-Int	29-18-0	38-25-0
Jax.	3	8:51	McCardell 31 pass from Brunell (Hollis kick)	Third Downs	8-15	6-12
Jax.	4	10:51	Hollis 22 field goal	Fourth Downs	0-0	1-1
Den.	4	7:37	Davis 2 run (Davis run)	Punts-Avg.	3-39.7	5-42.6
Jax.	4	3:39	Smith 16 pass from Brunell (Hollis kick)	Fumbles-Lost	0-0	1-0
Den.	4	1:50	McCaffrey 15 pass from Elway (Elam kick)	Penalties-Yards	3-18	8-64
				Possession	32:24	27:36

**Attendance:** 75,678 • **Temperature:** 46 degrees

**RUSHING:** Jaguars - Means 21-140 (1 TD), Brunell 7-44, Stewart 8-19, Broncos - Davis 14-91 (1 TD), Elway 5-30, Hebron 2-5 (1 TD)

**PASSING:** Jaguars - Brunell 29-18-245, 2 TD, 0 INT, Broncos - Elway 38-25-226, 2 TD, 0 INT

**RECEIVING:** Jaguars - McCardell 5-59 (1 TD), Means 4-46, Smith 3-71 (1 TD), Jackson 3-35, Mitchell 2-9, Stewart 1-25, Broncos - Davis 7-24, Miller 5-67, McCaffrey 5-54 (1 TD), Craver 3-17, Sharpe 2-31 (1 TD), Carswell 2-18, R.Smith 1-15

**SACKS:** Jaguars 1 (Robinson 1), Broncos 2 (Aldridge 1, Williams 1)

**INTERCEPTIONS:** Jaguars 0, Broncos 0

## 1996 AFC CHAMPIONSHIP

PATRIOTS 20, JAGUARS 6  
JANUARY 12, 1997 • FOXBORO STADIUM

JACKSONVILLE JAGUARS (11-8)	0	3	3	0	—	6
NEW ENGLAND PATRIOTS (13-5)	7	6	0	7	—	20

In just their second season, the Jaguars' saw their hopes of reaching the Super Bowl end in the AFC Championship game on a cold night in New England. The game began ominously for Jacksonville on its first series, when punter Bryan Barker fielded a high snap and was tackled at the Jaguars' four-yard line. The Patriots scored a touchdown two plays later. Mistakes haunted the Jaguars throughout the game, with a total of four turnovers - three on their last four possessions - including an end zone interception and a fumble that was returned for a touchdown.

TEAM	QTR	TIME	SCORING PLAY	TEAM STATS	JAX	NE
NE	1	12:34	Martin 1 run (Vinatieri kick)	First Downs	18	13
Jax.	2	10:33	Hollis 32 field goal	Total Yards	289	234
NE	2	7:23	Vinatieri 29 field goal	Rushing Yards	101	73
NE	2	0:00	Vinatieri 20 field goal	Passing Yards	188	161
Jax.	3	2:37	Hollis 28 field goal	Att-Comp-Int	38-20-2	33-20-1
NE	4	2:24	Smith 47 fumble return (Vinatieri kick)	Third Downs	5-14	2-13
				Fourth Downs	0-2	1-2
				Punts-Avg.	5-36.4	6-39.7
				Fumbles-Lost	3-2	2-1
				Penalties-Yards	4-23	2-5
				Possession	34:43	25:17

**Attendance:** 60,190 • **Temperature:** 27 degrees

**RUSHING:** Jaguars - Means 19-43, Stewart 7-40, Brunell 6-34, Barker 1-(-16), Patriots - Martin 19-59 (1 TD), Meggett 3-9, Bledsoe 1-4, Byars 1-1

**PASSING:** Jaguars - Brunell 38-20-190, 0 TD, 2 INTs, Patriots - Bledsoe 33-20-178, 0 TD, 1 INT

**RECEIVING:** Jaguars - Mitchell 7-63, McCardell 6-62, Smith 3-45, Stewart 2-8, Brown 1-10, Barlow 1-2, Patriots - Glenn 5-33, Jefferson 4-91, Byars 4-16, Martin 3-18, Meggett 3-15, Coates 1-5

**SACKS:** Jaguars 2 (Davey 1, Simmons 0.5, Robinson 0.5), Patriots 1 (Slade 1)

**INTERCEPTIONS:** Jaguars 1 (Beasley), Patriots 2 (Bruschi, Clay)

## 1997 AFC WILD CARD PLAYOFF

BRONCOS 42, JAGUARS 17  
DECEMBER 27, 1997 • MILE HIGH STADIUM

JACKSONVILLE JAGUARS (11-6)	0	7	10	0	—	17
DENVER BRONCOS (13-4)	14	7	0	21	—	42

The Jaguars returned to the site of their historic playoff upset over Denver a year earlier, but the outcome was not to be the same. The Broncos took a 21-0 lead early in the second quarter, however the Jaguars closed the gap to 21-17 in the third quarter with a blocked punt returned for a touchdown and looked to make a rally. On the next series the defense forced a fumble, but the Jaguars could not capitalize as a fumbled snap at the Denver 16-yard line ended the Jaguars' momentum. The Broncos rolled up 511 yards on offense, 310 of them on the ground, and scored five rushing touchdowns in the game. The Jaguars held the ball for just 19:01, their lowest time of possession ever.

TEAM	QTR	TIME	SCORING PLAY	TEAM STATS	JAX	DEN
Den.	1	7:39	Davis 2 run (Elam kick)	First Downs	14	28
Den.	1	2:37	Smith 43 pass from Elway (Elam kick)	Total Yards	237	511
Den.	2	10:46	Davis 5 run (Elam kick)	Rushing Yards	50	310
Jax.	2	5:09	Means 1 run (Hollis kick)	Passing Yards	187	201
Jax.	3	13:33	Hollis 38 field goal	Att-Comp-Int	32-18-1	24-16-0
Jax.	3	9:16	Davis 29 blocked punt return (Hollis kick)	Third Downs	3-10	12-16
Den.	4	13:21	Loville 25 run (Elam kick)	Fourth Downs	0-1	1-1
Den.	4	3:43	Loville 8 run (Elam kick)	Punts-Avg.	4-29.5	3-33.0
Den.	4	1:11	Hebron 6 run (Elam kick)	Fumbles-Lost	1-1	3-2
				Penalties-Yards	9-54	9-94
				Possession	19:01	40:59

**Attendance:** 74,481 • **Temperature:** 27 degrees

**RUSHING:** Jaguars - Means 10-40 (1 TD), Stewart 1-6, Brunell 3-4, Broncos - Davis 31-184 (2 TD), Loville 11-103 (2 TD), Hebron 6-23 (1 TD), Elway 1-0

**PASSING:** Jaguars - Brunell 32-18-203, 0 TD, 1 INT, Broncos - Elway 24-16-223, 1 TD, 0 INT

**RECEIVING:** Jaguars - McCardell 6-55, Smith 6-55, Stewart 3-46, Jones 1-37, Mitchell 1-7, Means 1-3, Broncos - Davis 4-11, Smith 3-99 (1 TD), McCaffrey 2-33, Green 2-32, Sharpe 2-29, Griffith 2-9, Loville 1-10

**SACKS:** Jaguars 3 (Simmons 2, Hudson 1), Broncos 3 (Gordon 1, Price 1, Tanuvasa 1)

**INTERCEPTIONS:** Jaguars 0, Broncos 1 (Gordon)



# FRANCHISE PLAYOFF GAME SUMMARIES



## 2005 AFC WILD CARD PLAYOFF

**PATRIOTS 28, JAGUARS 3**  
JANUARY 7, 2006 • GILLETTE STADIUM

JACKSONVILLE JAGUARS (12-5)	0	3	0	0	—	3
NEW ENGLAND PATRIOTS (11-6)	0	7	14	7	—	28

The Jaguars returned to the postseason for the first time since 1999 but saw their season end at New England with a 28-3 loss to the Patriots. The first quarter ended scoreless as both teams punted on their first two possessions. The Jaguars stopped the Patriots on downs on fourth-and-10 to end the quarter. The Patriots began the scoring with a six-play, 37-yard drive that was capped off with an 11-yard touchdown pass from Tom Brady to Troy Brown. The Jaguars next drive was thwarted after 33 yards when Alvin Pearman lost a fumble at the Patriots' 44-yard line. After two punts, the Jaguars scored their only points on a Josh Scobee 36-yard field goal with 1:05 remaining in the half. The Patriots erupted with back-to-back touchdown drives to start the second half. Each drive ended with Brady touchdown passes, the first to David Givens for three yards and the second for 63 yards to Benjamin Watson. On the Jaguars ensuing drive, Byron Leftwich was intercepted on fourth-and-five by Asante Samuel, who returned the pick 73 yards for a touchdown. David Garrard replaced Leftwich for the final three drives which ended with a 41-yard missed field goal and two turnovers on downs.

TEAM	QTR	TIME	SCORING PLAY	TEAM STATS	JAX	NE
N.E.	2	12:08	Brown 11 pass from Brady (Vinatieri kick)	First Downs	15	17
Jax.	2	1:05	Scobee 36 field goal	Total Yards	292	307
N.E.	3	7:13	Givens 3 pass from Brady (Vinatieri kick)	Rushing Yards	87	118
N.E.	3	3:03	Watson 63 pass from Brady (Vinatieri kick)	Passing Yards	205	189
N.E.	4	14:46	Samuel 73 interception return (Vinatieri kick)	Att-Comp-Int	39-21-1	27-15-0
				Third Downs	1-12	7-14
				Fourth Downs	1-4	0-1
				Punts-Avg.	5-41.8	5-39.2
				Fumbles-Lost	2-1	4-0
				Penalties-Yards	8-40	4-32
				Possession	29:34	30:28

**Attendance:** 68,756 • **Temperature:** 24 degrees

**RUSHING:** Jaguars - Leftwich 3-26, Taylor 8-24, G. Jones 2-15, Garrard 2-14, Pearman 2-8, Patriots - Faulk 6-51, Dillon 17-40, Davis 1-13, Brady 2-9, Pass 1-6, Cassel 1-(-1)

**PASSING:** Jaguars - Leftwich 31-18-179, 0 TDs, 1 INT; Garrard 8-3-68, 0 TDs, 0 INTs, Patriots - Brady 27-15-201, 3 TDs, 0 INTs

**RECEIVING:** Jaguars - M. Jones 6-94, Williams 4-56, Wilford 4-53, J. Smith 3-30, Taylor 3-13, Brady 1-1, Patriots - Watson 5-91 (1 TD), Faulk 4-45, Branch 2-3, Dillon 1-12, Brown 1-11 (1 TD), Givens 1-3 (1 TD), Davis 1-3

**SACKS:** Jaguars 4 (Smith 1, Peterson 1, Hayward 1, Meier 1), Patriots 6 (McGinest 4.5, Colvin 1, Seymour 0.5)

**INTERCEPTIONS:** Jaguars 0, Patriots 1 (Samuel [TD])



## 2007 AFC WILD CARD PLAYOFF

**JAGUARS 31, STEELERS 29**  
JANUARY 5, 2008 • HEINZ FIELD

JACKSONVILLE JAGUARS (12-5)	7	14	7	3	—	31
PITTSBURGH STEELERS (10-7)	7	0	3	19	—	29

The Jaguars got their first playoff win since the 1999 season and their first under head coach Jack Del Rio with a 31-29 victory, marking the first team to win twice in Pittsburgh in one season. The Jaguars held an 18-point lead at the start of the fourth quarter but trailed by one with six minutes to play. The Jaguars forced the Steelers to punt and David Garrard ran for 32 yards on fourth-and-two with less than two minutes remaining. Four plays later Josh Scobee hit the game-winning field goal from 25 yards. Bobby McCray sacked Ben Roethlisberger on the Steelers' next play and forced a fumble that was recovered by Derek Landri to seal the win.

TEAM	QTR	TIME	SCORING PLAY	TEAM STATS	JAX	PIT
Pit.	1	10:03	Davenport 1 run (Reed kick)	First Downs	14	24
Jax.	1	9:39	Taylor 1 run (Scobee kick)	Total Yards	239	340
Jax.	2	10:19	Mathis 63 int. (Scobee kick)	Rushing Yards	135	43
Jax.	2	8:34	Jones-Drew 43 pass from Garrard (Scobee kick)	Passing Yards	104	297
Pit.	3	9:24	Reed 28 field goal	Att-Comp-Int	21-9-2	42-29-3
Jax.	3	4:39	Jones-Drew 10 run (Scobee kick)	Third Downs	4-11	7-14
Pit.	4	14:53	Holmes 37 pass from Roethlisberger(Reed kick)	Fourth Downs	1-1	1-1
Pit.	4	10:25	Miller 14 pass from Roethlisberger(Reed kick)	Punts-Avg.	4-50.0	4-44.3
Pit.	4	6:21	Davenport 1 run (pass failed)	Fumbles-Lost	0-0	1-1
Jax.	4	0:37	Scobee 25 field goal	Penalties-Yards	6-40	5-50
				Possession	27:01	32:59

**Attendance:** 63,629 • **Temperature:** 39 degrees

**RUSHING:** Jaguars - Garrard 5-58, Taylor 16-48 (1 TD), Jones-Drew 8-29 (1 TD), Steelers - Davenport 16-25 (2 TDs), Roethlisberger 4-13, Davis 3-3, Russell 3-2

**PASSING:** Jaguars - Garrard 21-9-140, 1 TD, 2 INTs, Steelers - Roethlisberger 42-29-337, 2 TDs, 3 INTs

**RECEIVING:** Jaguars - Wilford 2-39, Williams 2-23, Lewis 2-16, Jones-Drew 1-43 (1 TD), Northcutt 1-17, Taylor 1-2, Steelers - Ward 10-135, Miller 8-85 (1 TD), Holmes 3-49 (1 TD), Davenport 2-23, Davis 2-14, Wilson 1-10, Washington 1-8, Spaeth 1-7, Russell 1-6

**SACKS:** Jaguars 6 (Mincey 1, McCray 1, Meier 1, Landri 1, Henderson 1, Spicer 1), Steelers 4 (Woodley 2, Harrison 1.5, Farrior 0.5)

**INTERCEPTIONS:** Jaguars 3 (Mathis 2 [TD], Landri), Steelers 2 (Farrior, Taylor)



## 2007 AFC DIVISIONAL PLAYOFF

**PATRIOTS 31, JAGUARS 20**  
JANUARY 12, 2008 • GILLETTE STADIUM

JACKSONVILLE JAGUARS (12-6)	7	7	3	3	—	20
NEW ENGLAND PATRIOTS (17-0)	7	7	14	3	—	31

The Jaguars ended their playoff run with a 31-20 loss to the Patriots at Gillette Stadium. The undefeated Patriots improved to 17-0 with the win. The Jaguars finished the first half with a 14-14 tie, but were outscored 14-3 in the third quarter by the Patriots. David Garrard led the Jaguars with two touchdowns but two costly drops in the endzone in the second half led to two Jaguars field goal.

TEAM	QTR	TIME	SCORING PLAY	TEAM STATS	JAX	NE
Jax.	1	10:50	M.Jones 8 pass from Garrard (Scobee kick)	First Downs	22	24
N.E.	1	5:01	Watson 3 pass from Brady (Gostkowski kick)	Total Yards	350	403
N.E.	2	14:57	Maroney 1 run (Gostkowski kick)	Rushing Yards	80	145
Jax.	2	7:46	Wilford 6 pass from Garrard (Scobee kick)	Passing Yards	270	258
N.E.	3	8:49	Welker 6 pass from Brady (Gostkowski kick)	Att-Comp-Int	33-22-1	28-26-0
Jax.	3	4:04	Scobee 39 field goal	Third Downs	4-10	6-10
N.E.	3	0:49	Watson 9 pass from Brady (Gostkowski kick)	Fourth Downs	2-3	1-1
Jax.	4	9:44	Scobee 25 field goal	Punts-Avg.	1-50.0	1-30.0
N.E.	4	6:39	Gostkowski 35 field goal	Fumbles-Lost	2-1	0-0
				Penalties-Yards	5-42	6-74
				Possession	27:18	32:42

**Attendance:** 68,756 • **Temperature:** 37 degrees

**RUSHING:** Jaguars - Taylor 13-47, Jones-Drew 6-19, Garrard 3-14, Patriots - Maroney 22-122 (1 TD), Welker 1-13, Faulk 4-9, Brady 2-1

**PASSING:** Jaguars - Garrard 33-22-278, 2 TDs, 1 INT, Patriots - Brady 28-26-262, 3 TDs, 0 INTs

**RECEIVING:** Jaguars - Jones-Drew 6-49, Lewis 4-74, Northcutt 4-42, M. Jones 3-48 (1 TD), Wilford 2-21 (1 TD), Williams 1-25, G. Jones 1-12, Smolko 1-7, Patriots - Welker 9-54 (1 TD), Faulk 5-36, Stallworth 3-68, Gaffney 3-26, Maroney 2-40, Watson 2-12 (2 TDs), Moss 1-14, Brady 1-12

**SACKS:** Jaguars 1 (Henderson 1), Patriots 1 (Warren 1)

**INTERCEPTIONS:** Jaguars 0, Patriots 1 (Harrison)



## OVERALL PLAYOFF APPEARANCES



**Seasons the Jaguars made the NFL Playoffs:** 6 (1996, 1997, 1998, 1999, 2005 and 2007)

**Total games in the NFL Playoffs:** 11 (5-6)



**Appearances in the AFC WILD CARD ROUND:** 5

DATE	OPPONENT	RESULT	SCORE
12/28/1996	at Buffalo	WIN	30-27
12/27/1997	at Denver	LOSS	17-42
01/03/1999	vs. NEW ENGLAND	WIN	25-10
01/07/2006	at New England	LOSS	3-28
01/05/2008	at Pittsburgh	WIN	31-29



**Appearances in the AFC DIVISIONAL ROUND:** 4

DATE	OPPONENT	RESULT	SCORE
01/04/1997	at Denver	WIN	30-27
01/10/1999	at N.Y. Jets	LOSS	24-34
01/15/2000	vs. MIAMI	WIN	62-7
01/12/2008	at New England	LOSS	20-31



**Appearances in the AFC CHAMPIONSHIP GAME:** 2

DATE	OPPONENT	RESULT	SCORE
01/12/1997	at New England	LOSS	6-20
01/23/2000	vs. TENNESSEE	LOSS	33-14



**TEAM GAME-BY-GAME STATISTICS**  
**REGULAR SEASON WEEK 16 AT SAN FRANCISCO 49ERS**

















JACKSONVILLE JAGUARS 2002 OFFENSE GAME-BY-GAME

Table with columns: Wk. Date Opp, FIRST DOWNS 3RD, TOT. OFFENSE, RUSHING, PASSING, PEN., FUM. Tot., T.O.P. Rows include weekly game data and a Totals row.

JACKSONVILLE JAGUARS 2002 DEFENSE GAME-BY-GAME

Table with columns: Wk. Date Opp, FIRST DOWNS 3RD, TOT. OFFENSE, RUSHING, PASSING, PEN., FUM. Tot., T.O.P. Rows include weekly game data and a Totals row.



JACKSONVILLE JAGUARS 2004 OFFENSE GAME-BY-GAME

Table with 18 columns: Wk. Date Opp, FIRST DOWNS, 3RD, TOT. OFFENSE, RUSHING, PASSING, PEN., FUM. Tot., and T.O.P. Rows include game results for weeks 1-17 and a Totals row.

JACKSONVILLE JAGUARS 2004 DEFENSE GAME-BY-GAME

Table with 18 columns: Wk. Date Opp, FIRST DOWNS, 3RD, TOT. OFFENSE, RUSHING, PASSING, PEN., FUM. Tot., and T.O.P. Rows include game results for weeks 1-17 and a Totals row.



### JACKSONVILLE JAGUARS 2005 OFFENSE GAME-BY-GAME

Wk.	Date	Opp	FIRST DOWNS			3 <sup>RD</sup>			TOT. OFFENSE			RUSHING			PASSING			PUNTS			FUM.			Tot.	T.O.P.								
			Tot	Run	Pass	Pen	Down	Yards	Plays	Avg.	Yards	Att.	Avg.	Net	Sacks	Gross	Att./	Cmp./	Int.	Avg.	Yards	Loss	Pts.			TD	Rn	Ps	Rt	Sfty	PAT	2PT	Fgs
1	9/11	vs. SEA	[W]	18	4	13	1	4-13	362	66	5.5	119	31	3.8	243	3-15	258	32/	18/	0	4-44.0	6-31	1-0	26	2	0	2	0	0	2/2	-	4/5	34:11
2	9/18	at IND	[L]	12	4	7	1	6-15	303	59	5.1	128	24	5.3	175	6-23	198	29/	16/	0	7-45.6	7-60	6-0	3	0	0	0	0	0/0	-	1/2	31:20	
3	9/25	at NYJ	[W]	16	8	7	1	10-20	308	73	4.2	139	47	3.0	169	2-8	177	24/	16/	1	6-50.0	9-85	3-2	26	3	1	2	0	0	2/2	-	2/2	40:31
4	10/2	vs. DEN	[L]	13	1	10	2	3-9	241	47	5.1	12	11	1.1	229	2-11	240	34/	20/	2	6-41.8	15-119	3-2	7	1	0	1	0	0	1/1	-	0/0	21:55
5	10/9	vs. CIN	[W]	19	8	7	4	2-11	342	61	5.6	181	37	4.9	161	0-0	161	24/	10/	0	5-39.8	10-98	1-1	23	2	0	2	0	0	2/2	-	3/3	29:25
6	10/16	at PIT	[W]	17	6	9	2	7-19	246	73	3.4	93	35	2.7	153	3-24	177	35/	19/	1	9-46.9	10-106	1-0	21	3	1	1	1	0	2/2	-	1/1	36:09
8	10/30	at STL	[L]	16	6	10	0	6-14	427	61	7.0	221	28	7.9	206	2-7	213	31/	18/	1	3-25.7	4-25	1-0	23	3	1	2	0	0	3/3	-	0/2	31:22
9	11/6	vs. HOU	[W]	18	4	12	2	6-12	312	54	5.8	98	27	3.6	214	2-4	218	25/	19/	0	6-37.8	6-45	1-0	21	3	2	1	0	0	3/3	-	0/0	29:04
10	11/13	vs. BAL	[W]	20	8	10	2	5-14	338	66	5.1	133	35	3.8	205	1-6	211	30/	16/	0	5-40.6	5-42	0-0	30	3	1	1	1	0	3/3	-	3/3	34:29
11	11/20	at TEN	[W]	22	5	15	2	10-17	295	70	4.2	49	30	1.6	246	2-12	258	38/	22/	0	6-50.2	3-15	1-1	31	4	1	3	0	0	4/4	-	1/1	31:54
12	11/27	at AZ	[W]	19	8	9	2	8-15	295	61	4.8	162	33	4.9	133	0-0	133	28/	14/	0	4-39.0	11-81	0-0	24	3	2	0	1	0	3/3	-	1/2	31:41
13	12/4	at CLE	[W]	17	7	8	2	5-13	237	59	4.0	122	38	3.8	115	1-1	116	20/	11/	1	4-41.3	5-50	0-0	20	2	0	2	0	0	2/2	-	2/2	29:43
14	12/11	vs. IND	[L]	18	5	12	1	3-11	324	58	5.6	74	23	3.2	250	0-0	250	35/	26/	0	5-38.6	7-65	4-3	18	2	1	1	0	0	1/1	1/1	1/1	26:02
15	12/18	vs. SF	[W]	21	6	13	2	6-17	336	77	4.4	134	35	3.8	202	2-14	216	40/	21/	0	8-39.3	10-84	0-0	10	1	1	0	0	0	1/1	-	1/2	35:40
16	12/24	at HOU	[W]	30	11	14	5	5-11	448	67	6.7	172	33	5.2	276	3-16	292	31/	18/	0	2-49.0	6-50	2-0	38	5	4	1	0	0	5/5	-	1/2	32:18
17	1/1	vs. TEN	[W]	25	6	14	5	7-14	335	69	4.9	122	35	3.5	213	3-21	234	31/	19/	0	3-38.7	7-50	2-1	40	5	3	2	0	0	4/5	-	2/2	34:11
<b>Totals</b>	<b>12-4</b>	<b>301</b>	<b>97</b>	<b>170</b>	<b>34</b>	<b>93-225</b>	<b>5,149</b>	<b>1,021</b>	<b>5.0</b>	<b>1,959</b>	<b>502</b>	<b>3.9</b>	<b>3,190</b>	<b>32-162</b>	<b>3,352</b>	<b>487/</b>	<b>283/</b>	<b>6</b>	<b>83-42.4</b>	<b>121-1006</b>	<b>27-11</b>	<b>361</b>	<b>42</b>	<b>18</b>	<b>21</b>	<b>3</b>	<b>0</b>	<b>38/39</b>	<b>1/1</b>	<b>23/30</b>	<b>31-33</b>		
<b>WC 1/7/05</b>	<b>at NE</b>	<b>[L]</b>	<b>15</b>	<b>1</b>	<b>14</b>	<b>0</b>	<b>1-12</b>	<b>292</b>	<b>62</b>	<b>4.7</b>	<b>87</b>	<b>17</b>	<b>5.1</b>	<b>205</b>	<b>6-42</b>	<b>247</b>	<b>39/</b>	<b>21/</b>	<b>1</b>	<b>5-41.8</b>	<b>8-40</b>	<b>2-1</b>	<b>3</b>	<b>0</b>	<b>0</b>	<b>0</b>	<b>0</b>	<b>0/0</b>	<b>-</b>	<b>1/2</b>	<b>29-34</b>		

### JACKSONVILLE JAGUARS 2005 DEFENSE GAME-BY-GAME

Wk.	Date	Opp	FIRST DOWNS			3 <sup>RD</sup>			TOT. OFFENSE			RUSHING			PASSING			PUNTS			FUM.			Tot.	T.O.P.								
			Tot	Run	Pass	Pen	Down	Yards	Plays	Avg.	Yards	Att.	Avg.	Net	Sacks	Gross	Att./	Cmp./	Int.	Avg.	Yards	Loss	Pts.			TD	Rn	Ps	Rt	Sfty	PAT	2PT	Fgs
1	9/11	vs. SEA	[W]	20	5	13	2	3-9	322	58	5.6	97	19	5.1	225	3-21	246	37/	21/	1	5-46.0	5-29	3-3	14	2	0	2	0	0	2/2	-	0/0	25:49
2	9/18	at IND	[L]	18	10	7	1	7-16	268	66	4.1	146	38	3.8	122	0-0	122	28/	13/	2	7-46.1	6-45	0-0	10	1	1	0	0	0	1/1	-	1/1	28:40
3	9/25	at NYJ	[W]	12	4	5	3	3-12	168	51	3.3	89	25	3.6	79	4-16	95	22/	11/	2	7-48.6	6-44	3-1	20	2	1	0	1	0	2/2	-	2/2	25:34
4	10/2	vs. DEN	[L]	24	9	12	3	5-15	306	73	4.2	188	44	4.3	118	3-18	136	26/	19/	0	4-48.5	5-30	0-0	20	2	0	2	0	0	2/2	-	2/4	38:05
5	10/9	vs. CIN	[W]	20	6	12	2	4-13	364	61	6.0	132	26	5.1	232	2-7	239	33/	22/	0	6-36.0	12-94	2-1	20	2	0	2	0	0	2/2	-	2/2	30:35
6	10/16	at PIT	[W]	16	3	7	6	1-12	218	60	3.6	73	30	2.4	145	2-9	154	28/	11/	3	6-31.7	7-80	2-1	17	2	0	1	1	0	2/2	-	1/2	27:27
8	10/30	at STL	[L]	15	7	7	1	4-12	386	56	6.9	200	33	6.1	186	2-14	200	21/	13/	3	5-40.8	9-59	0-0	24	3	0	2	1	0	3/3	-	1/1	28:38
9	11/6	vs. HOU	[W]	17	7	10	0	4-12	279	59	4.7	88	23	3.8	191	6-28	219	30/	22/	0	5-44.0	4-30	5-1	14	2	1	1	0	0	2/2	-	0/0	30:56
10	11/13	vs. BAL	[W]	8	2	5	1	4-14	163	54	3.0	53	17	3.1	110	4-32	142	33/	19/	3	7-44.6	9-86	0-0	3	0	0	0	0	0/0	-	1/1	25:31	
11	11/20	at TEN	[W]	16	4	11	1	5-13	254	54	4.7	63	21	3.0	191	3-17	208	30/	20/	1	8-46.6	11-73	0-0	28	4	1	2	1	0	4/4	-	0/0	28:06
12	11/27	at AZ	[W]	23	2	16	5	3-11	368	65	5.7	67	16	4.2	301	3-14	315	46/	29/	1	4-40.0	11-105	1-1	17	2	0	2	0	0	2/2	-	1/2	28:19
13	12/4	at CLE	[W]	15	4	9	2	4-12	303	57	5.3	98	32	3.1	205	5-21	226	20/	13/	0	6-37.2	7-97	1-0	14	2	0	2	0	0	2/2	-	0/1	30:17
14	12/11	vs. IND	[L]	25	3	19	3	6-14	399	74	5.4	99	34	2.9	300	3-24	324	37/	24/	0	3-46.3	5-47	0-0	26	2	0	2	0	0	2/2	-	4/4	33:58
15	12/18	vs. SF	[W]	11	4	3	4	1-13	217	51	4.3	110	25	4.4	107	2-16	123	24/	8/	1	8-41.9	8-56	1-0	9	0	0	0	0	0/0	-	3/3	24:20	
16	12/24	at HOU	[W]	18	4	13	1	7-13	370	62	6.0	107	29	3.7	263	4-32	295	29/	19/	1	2-32.0	7-40	1-0	20	2	0	2	0	0	2/2	-	2/4	27:42
17	1/1	vs. TEN	[W]	15	5	9	1	6-14	270	62	4.4	99	22	4.5	171	1-8	179	39/	21/	1	5-48.0	18-140	2-1	13	2	0	2	0	0	1/2	-	0/0	25:49
<b>Totals</b>	<b>12-4</b>	<b>273</b>	<b>79</b>	<b>158</b>	<b>36</b>	<b>67-205</b>	<b>4,655</b>	<b>963</b>	<b>4.8</b>	<b>1,709</b>	<b>434</b>	<b>3.9</b>	<b>2,946</b>	<b>47-277</b>	<b>3,223</b>	<b>482/</b>	<b>285/</b>	<b>19</b>	<b>88-42.8</b>	<b>130-1055</b>	<b>21-9</b>	<b>269</b>	<b>30</b>	<b>4</b>	<b>22</b>	<b>4</b>	<b>0</b>	<b>29/30</b>	<b>-</b>	<b>20/27</b>	<b>28-27</b>		
<b>WC 1/7/05</b>	<b>at NE</b>	<b>[L]</b>	<b>17</b>	<b>6</b>	<b>10</b>	<b>1</b>	<b>7-14</b>	<b>307</b>	<b>59</b>	<b>5.2</b>	<b>118</b>	<b>28</b>	<b>4.2</b>	<b>189</b>	<b>4-12</b>	<b>201</b>	<b>27/</b>	<b>15/</b>	<b>0</b>	<b>5-39.2</b>	<b>4-32</b>	<b>4-0</b>	<b>28</b>	<b>4</b>	<b>0</b>	<b>3</b>	<b>1</b>	<b>0</b>	<b>4/4</b>	<b>-</b>	<b>0/0</b>	<b>30-26</b>	

### JACKSONVILLE JAGUARS 2006 OFFENSE GAME-BY-GAME

Wk.	Date	Opp	FIRST DOWNS			3 <sup>RD</sup>			TOT. OFFENSE			RUSHING			PASSING			PUNTS			PEN.			FUM.			Tot.						
			Tot	Run	Pass	Pen	Down	Yds	Plays	Avg.	Yards	Att.	Avg.	Net	Sacks	Gross	Att./	Cmp./	Int.	Avg.	Yards	Loss	Pts.	TD	Rn	Ps	Rt	Sfty	PAT	2PT	FGs	T.O.P.	
1	9/10 vs. DAL	[W]	22	6	14	2	5-13	307	67	4.6	78	32	2.4	229	1-8	237	34/	23/	1	6-44.0	2-41	1-0	24	3	2	1	0	0	3/3	-	1/2	34-12	
2	9/18 vs. PIT	[W]	17	3	13	1	6-18	362	70	5.2	110	30	3.7	252	1-8	260	39/	26/	1	6-41.8	10-86	1-0	9	0	0	0	0	0/0	-	3/3	37-25		
3	9/24 at IND	[L]	20	12	7	1	9-16	297	69	4.3	191	40	4.8	106	1-1	107	28/	16/	2	4-46.5	4-38	0-0	14	2	1	1	0	2/2	-	0/2	39-24		
4	10/1 at WAS	[L]	12	2	10	0	2-13	307	54	5.7	32	16	2.2	275	4-15	290	34/	20/	1	5-49.2	4-35	1-1	30	3	0	3	0	3/3	-	3/3	25-17		
5	10/8 vs. NYJ	[W]	19	8	9	2	6-13	312	60	5.2	181	39	4.6	131	1-9	140	20/	9/	0	4-38.5	9-62	0-0	41	5	3	2	0	5/5	-	2/2	32-02		
7	10/22 at HOU	[L]	14	7	5	2	3-12	220	54	4.1	102	25	4.1	118	1-7	125	28/	14/	0	7-42.1	7-35	2-2	7	1	1	0	0	1/1	-	0/0	26-30		
8	10/29 at PHI	[W]	16	13	3	0	4-14	285	64	4.5	209	46	4.5	76	1-11	87	17/	10/	0	5-39.8	5-44	2-1	13	1	1	0	0	1/1	-	2/2	36-51		
9	11/5 vs. TEN	[W]	17	8	8	1	5-13	342	54	6.3	173	30	5.8	169	2-8	177	22/	12/	0	5-41.0	4-20	0-0	37	4	0	3	1	0	4/4	-	3/3	30-11	
10	11/12 vs. HOU	[L]	16	6	9	1	5-10	322	55	5.9	118	19	6.2	204	2-10	214	34/	15/	4	4-36.5	9-65	1-0	10	1	1	0	0	1/1	-	1/1	22-27		
11	11/20 vs. NYG	[W]	21	8	13	0	9-18	414	75	5.5	165	43	3.8	249	0-0	249	32/	19/	0	4-36.8	9-65	2-1	26	2	2	0	0	2/2	-	4/4	40-19		
12	11/26 at BUF	[L]	19	11	7	1	1-11	323	60	5.4	207	35	5.9	116	3-16	132	22/	16/	0	6-38.7	10-108	2-1	24	3	1	2	0	3/3	-	1/2	32-10		
13	12/3 at MIA	[W]	18	8	10	0	7-12	353	57	6.2	150	31	4.8	203	4-26	229	22/	16/	0	3-38.3	7-60	1-1	24	3	1	2	0	3/3	-	1/1	36-56		
14	12/10 vs. IND	[W]	23	16	4	3	2-9	447	57	7.8	375	42	8.9	72	1-7	79	14/	8/	1	1-20.0	3-31	0-0	44	5	4	0	1	0	5/5	-	3/4	31-37	
15	12/17 at TEN	[L]	23	9	13	1	10-19	396	82	4.8	193	41	4.7	203	4-30	233	37/	22/	3	2-37.5	2-25	1-1	17	2	1	1	0	2/2	-	1/1	44-22		
16	12/24 vs. NE	[L]	12	3	8	1	5-12	339	46	7.4	144	22	6.5	195	1-0	195	23/	17/	0	5-38.8	7-60	2-1	21	3	2	1	0	3/3	-	0/1	22-47		
17	12/31 at KC	[L]	24	7	14	3	6-14	397	65	6.1	113	22	5.1	284	3-22	306	40/	23/	1	6-31.8	5-35	0-0	30	4	3	1	0	3/3	-	0/1	29-22		
<b>Totals</b>			<b>8-8</b>	<b>293</b>	<b>127</b>	<b>147</b>	<b>19</b>	<b>85-217</b>	<b>5,423</b>	<b>989</b>	<b>5.5</b>	<b>2,541</b>	<b>513</b>	<b>5.0</b>	<b>2,882</b>	<b>30-178</b>	<b>3,060</b>	<b>446/</b>	<b>266/</b>	<b>14</b>	<b>73-40.0</b>	<b>97-806</b>	<b>16-9</b>	<b>371</b>	<b>42</b>	<b>23</b>	<b>17</b>	<b>2</b>	<b>0</b>	<b>41/41</b>	<b>0-1</b>	<b>26/32</b>	<b>32-11</b>

### JACKSONVILLE JAGUARS 2006 DEFENSE GAME-BY-GAME

Wk.	Date	Opp	FIRST DOWNS			3 <sup>RD</sup>			TOT. OFFENSE			RUSHING			PASSING			PUNTS			PEN.			FUM.			Tot.						
			Tot	Run	Pass	Pen	Down	Yds	Plays	Avg.	Yards	Att.	Avg.	Net	Sacks	Gross	Att./	Cmp./	Int.	Avg.	Yards	Loss	Pts.	TD	Rn	Ps	Rt	Sfty	PAT	2PT	FGs	T.O.P.	
1	9/10 vs. DAL	[W]	14	4	9	1	6/15	323	57	5.7	88	22	4.0	235	2-11	246	33/	16/	3	5-53.2	9-93	0-0	17	2	1	1	0	2/2	-	1/2	25-48		
2	9/18 vs. PIT	[W]	9	0	7	2	3/13	153	48	3.2	26	14	1.9	127	2-14	141	32/	17/	2	8-44.8	3-25	1-0	0	0	0	0	0	0/0	-	0/0	22-35		
3	9/24 at IND	[L]	14	4	10	0	6/13	272	53	5.1	63	20	3.2	209	2-10	219	31/	14/	0	7-43.3	4-35	0-0	21	3	1	1	1	0	3/3	-	0/0	20-36	
4	10/1 at WAS	[L]	22	11	11	0	7/14	481	70	6.9	152	40	3.8	329	0-0	329	30/	18/	1	5-30.8	4-40	1-1	36	4	1	3	0	3/3	-	3/3	36-32		
5	10/8 vs. NYJ	[W]	11	6	3	2	3/14	177	58	3.1	132	34	3.9	45	6-26	71	18/	10/	3	6-40.8	6-59	1-1	0	0	0	0	0	0/0	-	0/0	27-58		
7	10/22 at HOU	[L]	21	10	10	1	5/14	349	69	5.1	131	34	3.9	218	1-6	224	34/	25/	0	5-43.4	3-17	0-0	27	3	1	2	0	3/3	-	2/3	33-30		
8	10/29 at PHI	[W]	14	4	9	1	4/14	227	58	3.9	85	20	4.3	142	4-19	161	34/	18/	0	7-44.0	8-50	0-0	6	0	0	0	0	0/0	-	2/2	23-09		
9	11/5 vs. TEN	[W]	14	5	8	1	5/18	262	69	3.8	108	32	3.4	154	1-9	163	36/	15/	3	7-46.7	4-20	1-0	7	1	0	1	0	1/1	-	0/0	29-49		
10	11/12 vs. HOU	[L]	21	9	9	3	8/19	306	80	3.8	148	42	3.5	158	3-18	176	35/	17/	0	5-34.2	6-51	1-0	13	1	1	0	0	1/1	-	2/4	37-33		
11	11/20 vs. NYG	[W]	13	3	8	2	4/13	247	56	4.4	25	14	1.8	222	1-8	230	41/	19/	2	6-40.2	5-35	1-1	10	1	0	1	0	1/1	-	1/1	19-41		
12	11/26 at BUF	[L]	13	3	8	2	3/10	241	51	4.7	72	23	3.1	169	0-0	169	28/	21/	1	6-44.2	4-55	3-0	27	3	2	0	1	0	3/3	-	2/2	27-50	
13	12/3 at MIA	[W]	20	7	12	1	7/14	309	65	4.8	68	19	3.6	241	4-26	267	42/	27/	2	3-41.0	1-10	0-0	10	1	0	1	0	1/1	-	1/2	29-04		
14	12/10 vs. IND	[W]	23	6	15	2	7/16	339	72	4.7	34	20	1.7	305	2-8	313	50/	25/	1	6-32.3	7-71	0-0	17	2	2	0	0	2/2	-	1/1	28-23		
15	12/17 at TEN	[L]	5	2	3	0	0/8	98	34	2.9	41	16	2.6	57	3-28	85	15/	8/	0	5-43.8	4-40	1-0	24	3	0	3	0	3/3	-	1/2	15-38		
16	12/24 vs. NE	[L]	22	10	10	2	8/16	359	70	5.1	117	30	3.9	242	1-7	249	39/	28/	0	5-35.0	7-51	0-0	24	3	2	1	0	3/3	-	1/2	37-13		
17	12/31 at KC	[L]	23	10	11	2	7/16	395	68	5.8	170	40	4.3	225	3-10	235	25/	16/	2	4-39.5	5-32	2-1	35	5	3	1	1	0	5/5	-	0/0	30-38	
<b>Totals</b>			<b>8-8</b>	<b>259</b>	<b>94</b>	<b>143</b>	<b>22</b>	<b>89-227</b>	<b>4,538</b>	<b>978</b>	<b>4.6</b>	<b>1,460</b>	<b>420</b>	<b>3.5</b>	<b>3,078</b>	<b>35-200</b>	<b>3,278</b>	<b>523/</b>	<b>294/</b>	<b>20</b>	<b>90-41.4</b>	<b>80-684</b>	<b>12-4</b>	<b>274</b>	<b>32</b>	<b>14</b>	<b>12</b>	<b>6</b>	<b>0</b>	<b>31/31</b>	<b>-</b>	<b>17/24</b>	<b>27-49</b>

JACKSONVILLE JAGUARS 2007 OFFENSE GAME-BY-GAME

Wk.	Date	Opp	FIRST DOWNS			TOT. OFFENSE			RUSHING			PASSING			PUNTS			FUM.			T.O.P.												
			Tot	Run	Pass	Pen	3 <sup>RD</sup>	Yards	Plays	Avg.	Net	Sacks	Gross	Att./	Cmp./	Int.	Avg.	Yards	Lost	Pts.		TD	Rn	Ps	Rt	Sfty	PAT	2PT	FGs				
1	9/9	vs. TEN	[L]	13	5	6	2	5-12	272	50	5.4	197	75	17	4.4	197	3-7	204	30/	17/	0	5-42.2	4-45	1-1	10	1	0	0	1/1	-	1/1	23:05	
2	9/16	vs. ATL	[W]	17	5	12	0	5-14	364	63	5.8	113	34	3.3	251	4-21	272	25/	17/	0	4-33.5	11-91	1-0	13	1	0	1	0	1/1	-	2/2	34:15	
3	9/23	at DEN	[W]	21	11	9	1	8-16	326	70	4.7	186	47	4.0	140	3-14	154	20/	14/	0	2-40.0	3-14	2-2	23	2	1	1	0	2/2	-	3/3	38:42	
5	10/7	at KC	[W]	20	7	12	1	8-15	357	66	5.4	156	35	4.5	201	4-17	218	27/	20/	0	4-45.0	5-30	0-0	17	2	1	1	0	2/2	-	1/2	36:43	
6	10/14	vs. HOU	[W]	25	9	13	3	5-10	457	61	7.5	244	26	9.4	213	1-8	221	34/	22/	0	0-0.0	3-28	3-3	37	5	2	2	1	0	4/5	-	1/2	29:20
7	10/22	vs. IND	[L]	18	9	8	1	5-13	226	66	3.4	117	27	4.3	109	3-19	128	36/	17/	2	1-47.0	2-20	2-1	7	1	1	0	0	1/1	-	0/0	25:53	
8	10/28	at TB	[W]	12	6	6	0	4-16	219	62	3.5	133	44	3.0	86	2-14	100	16/	7/	0	8-45.5	5-45	1-0	24	3	1	1	1	0	3/3	-	1/1	32:05
9	11/4	at NO	[L]	18	4	13	1	6-13	432	58	7.4	88	23	3.8	344	2-10	354	33/	20/	3	5-38.6	4-38	0-0	24	3	0	2	1	0	3/3	-	1/1	26:06
10	11/11	at TEN	[W]	19	10	7	2	6-16	262	68	3.9	166	44	3.8	96	1-5	101	23/	13/	0	5-43.0	4-35	1-1	28	4	3	1	0	4/4	-	0/0	34:23	
11	11/18	vs. SD	[W]	18	8	9	1	5-14	311	61	5.1	122	37	3.3	189	0-0	189	24/	15/	0	5-40.6	5-42	0-0	24	3	1	2	0	0	3/3	-	1/1	32:57
12	11/25	vs. BUF	[W]	21	6	14	1	9-16	416	64	6.5	124	26	4.8	292	1-4	296	37/	23/	0	1-51.0	1-5	1-1	36	3	2	1	0	0	3/3	-	5/5	29:15
13	12/2	at IND	[L]	27	12	14	1	6-10	411	63	6.5	168	31	5.4	243	3-14	257	29/	24/	1	0-0.0	8-64	1-1	25	3	1	2	0	2/2	1/1	1/2	35:45	
14	12/9	vs. CAR	[W]	24	8	14	2	9-17	427	75	5.7	178	38	4.7	249	0-0	249	37/	21/	0	1-26.0	6-40	2-1	37	4	1	2	1	0	4/4	-	3/3	38:58
15	12/16	at PIT	[W]	25	13	11	1	5-14	421	75	5.6	224	42	5.3	197	0-0	197	33/	17/	1	5-29.0	1-10	0-0	29	4	1	3	0	0	2/3	0/1	1/1	37:39
16	12/23	vs. OAK	[W]	26	9	13	4	7-11	437	56	7.8	201	28	7.2	236	2-17	253	26/	16/	1	4-50.3	6-42	2-1	49	7	3	4	0	0	7/7	-	0/0	27:12
17	12/30	at HOU	[L]	24	5	19	0	7-12	381	64	6.0	96	23	4.2	285	2-17	302	39/	25/	0	4-49.8	8-45	1-1	28	4	0	4	0	0	4/4	-	0/0	31:47
<b>Totals</b>			11-5	328	127	180	21	100-219	5,719	1,022	5.6	2,391	522	4.6	3,328	31-167	3,495	469/	288/	8	54-41.6	76-594	18-13	411	50	18	28	4	0	46/48	1/2	21/24	32:08
<b>WC 1/5 at PIT</b>			[W]	14	8	5	1	4-11	239	54	4.4	135	29	4.7	104	4-36	140	21/	9/	2	4-50.0	6-40	0-0	31	4	2	1	1	0	4/4	-	1/2	27:01
<b>DIV 1/12 at NE</b>			[L]	22	4	15	3	4-10	350	56	6.3	80	22	3.6	270	1-8	278	33/	22/	1	1-50.0	5-42	2-1	20	2	0	2	0	0	2/2	-	2/2	27:18

JACKSONVILLE JAGUARS 2007 DEFENSE GAME-BY-GAME

Wk.	Date	Opp	FIRST DOWNS			TOT. OFFENSE			RUSHING			PASSING			PUNTS			FUM.			T.O.P.												
			Tot	Run	Pass	Pen	3 <sup>RD</sup>	Yards	Plays	Avg.	Net	Sacks	Gross	Att./	Cmp./	Int.	Avg.	Yards	Lost	Pts.		TD	Rn	Ps	Rt	Sfty	PAT	2PT	FGs				
1	9/9	vs. TEN	[L]	22	15	5	2	6-12	350	69	5.1	282	49	5.8	68	2-10	78	18/	11/	1	3-30.0	4-29	3-1	13	1	1	0	0	1/1	-	2/2	36:55	
2	9/16	vs. ATL	[W]	13	3	9	1	7-14	248	52	4.8	82	25	3.3	166	7-34	200	20/	12/	0	5-39.2	5-44	0-0	7	1	1	0	0	1/1	-	0/2	25:45	
3	9/23	at DEN	[W]	11	2	9	0	4-8	265	42	6.3	47	18	2.6	218	1-4	222	23/	16/	1	2-63.0	6-36	2-2	14	2	1	1	0	2/2	-	0/0	21:18	
5	10/7	at KC	[W]	14	0	14	0	4-14	271	56	4.8	10	10	1.0	261	3-18	279	43/	25/	1	7-46.0	3-25	1-0	7	1	0	1	0	1/1	-	0/1	23:17	
6	10/14	vs. HOU	[W]	23	5	18	0	2-10	390	69	5.7	61	24	2.5	329	2-12	341	43/	30/	1	2-44.5	8-58	2-2	17	1	0	1	0	0/0	1/1	3/3	30:40	
7	10/22	vs. IND	[L]	24	12	10	2	7-14	384	72	5.3	141	33	4.3	243	2-16	259	37/	23/	1	3-40.3	4-27	1-0	29	3	2	1	0	1	3/3	-	2/2	34:07
8	10/28	at TB	[W]	18	5	12	1	4-14	385	64	6.0	136	21	6.5	249	2-18	267	41/	19/	3	6-44.5	7-74	0-0	23	2	1	1	0	2/2	-	3/3	27:55	
9	11/4	at NO	[L]	32	6	25	1	4-10	538	75	7.2	103	25	4.1	435	1-10	445	49/	35/	0	3-44.3	2-20	2-1	41	5	1	3	1	0	5/5	-	2/4	33:54
10	11/11	at TEN	[W]	17	2	14	1	4-15	292	64	4.6	62	19	3.3	230	4-27	257	41/	24/	2	5-44.0	9-56	2-1	13	1	0	1	0	1/1	-	2/2	25:37	
11	11/18	vs. SD	[W]	18	6	11	1	4-12	388	60	6.5	79	20	4.0	309	0-0	309	40/	22/	2	4-44.8	4-31	0-0	17	2	1	1	0	2/2	-	1/1	27:03	
12	11/25	vs. BUF	[W]	20	5	14	1	9-16	297	65	4.6	94	24	3.9	203	1-8	211	40/	27/	2	4-37.8	5-29	1-1	14	2	1	1	0	0	2/2	-	0/0	30:45
13	12/2	at IND	[L]	19	4	14	1	10-13	342	55	6.2	63	25	2.5	279	1-9	288	29/	20/	1	2-38.0	2-15	0-0	28	4	0	4	0	0	4/4	-	0/0	24:15
14	12/9	vs. CAR	[W]	10	3	6	1	2-12	149	54	2.8	50	15	3.3	99	1-6	105	38/	16/	1	5-48.4	5-50	1-1	6	0	0	0	0	0/0	-	2/2	21:02	
15	12/16	at PIT	[W]	13	7	6	0	5-13	217	55	3.9	111	17	6.5	106	5-40	146	33/	16/	0	7-40.9	4-34	2-0	22	3	0	3	0	2/2	1/1	0/0	22:21	
16	12/23	vs. OAK	[W]	13	7	6	0	3-15	215	65	3.3	110	30	3.7	105	4-24	129	31/	13/	3	6-49.5	11-88	3-1	11	1	0	1	0	0/0	1/1	1/1	32:48	
17	12/30	at HOU	[L]	19	10	8	1	5-9	290	53	5.5	170	34	5.0	120	1-8	128	18/	11/	1	2-36.5	3-20	0-0	42	6	3	1	2	0	6/6	-	0/0	28:13
<b>Totals</b>			11-5	286	92	181	13	80-201	5,021	970	5.2	1,605	390	4.1	3,416	37-244	3,660	543/	319/	20	66-43.5	82-636	20-10	304	35	12	20	3	1	32/32	3/3	18/23	27:52
<b>WC 1/5 at PIT</b>			[W]	24	5	17	2	7-14	340	74	4.6	43	26	1.7	297	6-40	337	42/	29/	3	4-44.3	5-50	1-1	29	4	2	2	0	0	2/2	0/2	1/1	32:59
<b>DIV 1/12 at NE</b>			[L]	24	11	12	1	6-10	403	58	6.9	145	29	5.0	258	1-4	262	28/	26/	0	1-30.0	6-74	0-0	31	4	1	3	0	0	4/4	-	1/2	32:42

JACKSONVILLE JAGUARS 2008 OFFENSE GAME-BY-GAME

Wk.	Date	Opp	FIRST DOWNS			3 <sup>RD</sup>			TOT. OFFENSE			RUSHING			PASSING			PUNTS			FUM.			Tot.									
			Tot	Run	Pass	Pen	DOWN	Yards	Plays	Avg.	Yards	Att.	Avg.	Net	Sacks	Gross	Att./	Cmp./	Int.	Avg.	Yards	Pen.	Lost	Pts.	TD	Rn	Ps	Rt	Sfty	PAT	2PT	FGs	T.O.P.
1	9/7	at TEN	[L]	13	1	11	1	5-14	189	59	3.2	33	17	1.9	156	7-59	215	35/	23/	2	6-37.0	6-50	1-1	10	1	0	1	0	0	1/1	-	1/2	31-20
2	9/14	vs. BUF	[L]	19	9	9	1	2-11	243	57	4.3	98	27	3.6	145	2-20	165	28/	17/	1	4-50.5	5-35	1-0	16	1	1	0	0	0	1/1	-	3/3	28-46
3	9/21	at IND	[W]	25	13	11	1	8-14	403	70	5.8	236	48	4.9	167	0-0	167	22/	16/	1	1-60.0	5-44	0-0	23	2	1	0	1	0	2/2	-	3/3	41-35
4	9/28	vs. HOU	[W]	21	7	14	0	6-12	375	58	6.5	139	25	5.6	236	1-0	236	32/	23/	0	2-46.5	2-27	0-0	30	3	2	1	0	0	3/3	-	3/3	31-15
5	10/5	vs. PIT	[L]	14	2	9	3	3-13	213	54	3.9	38	19	2.0	175	3-25	200	32/	18/	0	5-46.6	8-89	1-0	21	3	1	1	1	0	3/3	-	0/0	26-37
6	10/12	at DEN	[W]	26	9	15	2	5-12	416	70	5.9	155	34	4.6	261	2-15	276	34/	25/	0	4-40.0	6-45	3-2	24	3	2	1	0	0	3/3	-	1/1	33-35
8	10/26	vs. CLE	[L]	23	6	16	1	11-20	380	74	5.1	113	29	3.9	267	3-16	283	42/	25/	0	3-46.7	6-40	1-1	17	2	0	2	0	0	2/2	-	1/2	35-05
9	11/2	at CIN	[L]	18	6	12	0	5-13	282	62	4.5	68	21	3.2	214	3-15	229	38/	23/	1	6-45.0	12-86	1-0	19	2	1	0	1	0	1/1	0/1	2/2	29-41
10	11/9	at DET	[W]	24	11	12	1	5-10	384	61	6.3	157	33	4.8	227	1-11	238	25/	18/	0	2-38.5	5-33	0-0	38	5	3	2	0	0	5/5	-	1/1	30-59
11	11/16	vs. TEN	[L]	17	6	7	4	3-15	257	66	3.9	140	32	4.4	117	4-18	135	30/	13/	1	10-40.9	9-61	1-0	14	2	2	0	0	0	2/2	-	0/0	32-27
12	11/23	vs. MIN	[L]	17	2	13	2	6-14	321	63	5.1	35	14	2.5	286	4-31	317	45/	27/	2	3-41.0	8-81	5-3	12	1	0	1	0	1	1/1	-	1/3	29-31
13	12/1	at HOU	[L]	21	6	15	0	4-11	388	64	6.1	126	26	4.8	262	3-25	287	35/	25/	1	3-40.3	8-60	2-2	17	2	1	1	0	0	2/2	-	1/2	33-03
14	12/7	at CHI	[L]	14	6	8	0	5-17	278	69	4.0	119	28	4.3	159	3-19	178	38/	19/	1	7-40.1	4-21	2-0	10	1	0	1	0	0	1/1	-	1/1	32-03
15	12/14	vs. GB	[W]	18	8	8	2	6-12	323	54	6.0	94	19	4.9	229	2-9	238	33/	21/	0	4-49.5	6-58	1-0	20	3	1	2	0	0	2/2	0/1	0/1	27-57
16	12/18	vs. IND	[L]	28	9	17	2	7-13	409	71	5.8	105	27	3.9	304	3-25	329	41/	28/	1	3-43.0	7-60	1-0	24	3	2	1	0	0	3/3	-	1/1	31-53
17	12/28	at BAL	[L]	14	6	6	2	6-12	245	53	4.6	118	27	4.4	127	1-0	127	25/	14/	2	4-46.5	7-28	3-2	7	1	0	1	0	0	1/1	-	0/0	27-58
<b>Totals</b>			<b>5-11</b>	<b>312</b>	<b>107</b>	<b>183</b>	<b>22</b>	<b>87-213</b>	<b>5,106</b>	<b>1,005</b>	<b>5.1</b>	<b>1,774</b>	<b>426</b>	<b>4.2</b>	<b>3,332</b>	<b>42-288</b>	<b>3,620</b>	<b>537/</b>	<b>335/</b>	<b>13</b>	<b>67-43.3</b>	<b>104-813</b>	<b>23-11</b>	<b>302</b>	<b>35</b>	<b>17</b>	<b>15</b>	<b>3</b>	<b>1</b>	<b>33/33</b>	<b>0/2</b>	<b>19/25</b>	<b>31-22</b>

JACKSONVILLE JAGUARS 2008 DEFENSE GAME-BY-GAME

Wk.	Date	Opp	FIRST DOWNS			3 <sup>RD</sup>			TOT. OFFENSE			RUSHING			PASSING			PUNTS			FUM.			Tot.									
			Tot	Run	Pass	Pen	DOWN	Yards	Plays	Avg.	Yards	Att.	Avg.	Net	Sacks	Gross	Att./	Cmp./	Int.	Avg.	Yards	Pen.	Lost	Pts.	TD	Rn	Ps	Rt	Sfty	PAT	2PT	FGs	T.O.P.
1	9/7	at TEN	[L]	14	7	6	1	3-13	309	57	5.4	137	32	4.3	172	1-3	175	24/	14/	2	7-42.9	5-36	1-0	17	2	1	1	0	0	2/2	-	1/1	28-40
2	9/14	vs. BUF	[L]	18	6	11	1	6-11	285	54	5.3	75	26	2.9	210	3-29	239	25/	20/	0	3-47.7	4-40	1-1	20	2	1	1	0	0	2/2	-	2/2	31-14
3	9/21	at IND	[W]	19	9	7	3	5-9	325	49	6.6	114	19	6.0	211	1-5	216	29/	15/	2	3-45.0	6-37	0-0	21	3	2	1	0	0	3/3	-	0/0	18-25
4	9/28	vs. HOU	[W]	23	4	18	1	9-13	386	63	6.1	79	23	3.4	307	0-0	307	40/	29/	0	2-43.5	2-15	2-0	27	3	0	3	0	0	3/3	-	2/2	32-20
5	10/5	vs. PIT	[L]	28	6	18	4	7-15	415	70	5.9	129	26	5.0	286	3-23	309	41/	26/	1	4-49.8	10-129	0-0	26	3	0	3	0	0	2/2	0/1	2/2	33-23
6	10/12	at DEN	[W]	19	7	10	2	6-13	323	60	5.4	131	23	5.7	192	0-0	192	37/	21/	1	4-48.0	4-52	2-2	17	2	0	2	0	0	2/2	-	1/1	26-25
8	10/26	vs. CLE	[L]	15	6	9	0	3-12	327	52	6.3	91	24	3.8	236	1-10	246	27/	14/	0	5-41.4	1-15	1-0	23	2	1	1	0	0	2/2	-	3/3	24-55
9	11/2	at CIN	[L]	20	9	8	3	6-13	312	62	5.0	159	29	5.5	153	2-9	162	31/	21/	1	7-35.4	5-39	1-1	21	3	1	2	0	0	3/3	-	0/0	30-19
10	11/9	at DET	[W]	13	5	7	1	4-13	256	52	4.9	103	27	3.8	153	7-45	198	18/	11/	1	4-45.3	6-46	1-0	14	2	1	1	0	0	2/2	-	0/1	29-01
11	11/16	vs. TEN	[L]	13	4	8	1	1-12	344	57	6.0	114	33	3.5	230	1-0	230	23/	13/	1	8-43.0	10-63	0-0	24	3	0	3	0	0	3/3	-	1/1	27-33
12	11/23	vs. MIN	[L]	15	9	5	1	4-13	226	57	4.0	122	34	3.6	104	3-16	120	20/	12/	1	3-46.3	5-49	0-0	30	3	2	0	1	0	3/3	-	3/3	30-29
13	12/1	at HOU	[L]	18	8	8	2	1-8	326	51	6.4	126	26	4.8	200	0-0	200	25/	14/	1	3-36.0	5-30	1-0	30	3	2	1	0	0	3/3	-	3/3	26-57
14	12/7	at CHI	[L]	16	5	10	1	5-15	296	61	4.9	86	26	3.3	210	1-9	219	34/	20/	1	6-44.5	1-5	3-0	23	2	0	2	0	0	2/2	-	3/3	27-57
15	12/14	vs. GB	[W]	18	4	13	1	10-16	398	63	5.4	84	28	3.0	254	3-24	278	32/	20/	1	2-43.5	3-30	1-0	16	1	0	1	0	0	1/1	-	3/3	32-03
16	12/18	vs. IND	[L]	20	1	17	2	6-10	336	52	7.6	32	18	1.8	364	0-0	364	34/	29/	0	2-41.0	6-50	0-0	31	4	0	3	1	0	4/4	-	1/2	28-07
17	12/28	at BAL	[L]	20	8	11	1	5-14	431	62	7.0	127	34	3.7	304	3-18	322	25/	18/	0	4-38.3	7-55	1-0	27	3	3	0	0	0	3/3	-	2/3	32-02
<b>Totals</b>			<b>5-11</b>	<b>289</b>	<b>98</b>	<b>166</b>	<b>25</b>	<b>82-200</b>	<b>5,295</b>	<b>922</b>	<b>5.7</b>	<b>1,709</b>	<b>428</b>	<b>4.0</b>	<b>3,586</b>	<b>29-191</b>	<b>3,777</b>	<b>465/</b>	<b>297/</b>	<b>13</b>	<b>67-43.0</b>	<b>80-691</b>	<b>15-4</b>	<b>367</b>	<b>41</b>	<b>14</b>	<b>25</b>	<b>2</b>	<b>0</b>	<b>40/40</b>	<b>0/1</b>	<b>27/30</b>	<b>28-38</b>

JACKSONVILLE JAGUARS 2009 OFFENSE GAME-BY-GAME

Wk.	Date	Opp	FIRST DOWNS			3 <sup>RD</sup>			TOT. OFFENSE			RUSHING			PASSING			PUNTS			PEN.			FUM. Tot. Tot.									
			Tot	Run	Pass	Pen	Down	Yards	Plays	Avg.	Yards	Att.	Avg.	Net	Sacks	Gross	Att./	Cmp./	Int.	Avg.	Yards	Lost	Pts.	TD	Rn	Ps	Rt	Sfty	PAT	2PT	Fgs	T.O.P.	
1	9/13	at IND	[L]	12	7	4	1	6-15	228	55	4.1	114	26	4.4	114	1-8	122	28/	14/	0	5-37.8	3-24	0-0	12	1	1	0	0	0/0	0/1	2/3	26:04	
2	9/20	vs. ARI	[L]	18	4	13	1	6-16	367	67	5.5	92	20	4.6	275	4-7	282	43/	23/	1	4-45.3	8-50	4-2	17	2	0	2	0	2/2	-	1/2	28:39	
3	9/27	at HOU	[W]	24	11	10	3	5-11	399	62	6.4	185	32	5.8	214	0-0	214	30/	18/	0	3-35.3	5-40	1-1	31	4	4	0	0	4/4	-	1/1	30:52	
4	10/4	vs. TEN	[W]	27	10	15	2	6-13	442	69	6.4	137	30	4.6	305	2-18	323	37/	27/	0	3-37.0	4-30	1-1	37	4	1	3	0	4/4	-	3/4	34:07	
5	10/11	at SEA	[L]	10	2	8	0	2-13	199	52	3.8	38	15	2.5	161	5-29	190	32/	19/	0	8-46.4	9-73	2-2	0	0	0	0	0	0/0	-	0/0	25:16	
6	10/18	vs. STL	[W]	33	14	15	4	11-16	492	84	5.9	166	38	4.4	326	3-9	335	43/	30/	2	4-36.3	3-15	1-1	23	3	3	0	0	2/2	0/1	1/2	42:12	
8	11/1	at TEN	[L]	12	4	8	0	4-12	330	49	6.7	217	16	13.6	113	4-26	139	29/	14/	2	7-44.1	2-27	2-0	13	2	2	0	0	1/2	-	0/0	20:17	
9	11/8	vs. KC	[W]	21	11	10	0	9-16	426	69	6.2	173	41	4.2	253	1-11	264	27/	18/	0	4-44.3	5-31	1-1	24	3	2	1	0	3/3	-	1/2	36:13	
10	11/15	at NYJ	[W]	18	6	11	1	7-13	347	60	5.8	139	32	4.3	208	2-13	221	26/	16/	0	4-36.8	5-40	2-1	24	3	2	1	0	3/3	-	1/2	31:07	
11	11/22	vs. BUF	[W]	19	7	11	1	9-15	310	66	4.7	102	34	3.0	208	2-7	215	30/	21/	1	5-44.8	6-50	3-1	18	2	1	1	0	1/1	1/1	1/1	36:24	
12	11/29	at SF	[L]	18	4	14	0	3-12	357	61	5.9	96	19	5.1	261	6-46	307	36/	25/	0	4-43.3	6-60	2-2	3	0	0	0	0	0/0	-	1/3	29:16	
13	12/6	vs. HOU	[W]	19	7	11	1	8-16	323	68	4.8	107	36	3.0	216	4-22	238	28/	15/	0	3-49.3	4-45	2-1	23	2	0	2	0	1	2/2	-	3/3	30:07
14	12/13	vs. MIA	[L]	10	5	3	2	3-14	217	54	4.0	95	25	3.8	122	3-17	139	26/	11/	0	7-43.1	2-10	1-0	10	1	1	0	0	1/1	-	1/1	24:54	
15	12/17	vs. IND	[L]	25	9	16	0	10-16	345	76	4.5	139	34	4.1	206	2-17	223	40/	23/	1	3-44.7	4-22	1-0	31	4	1	3	0	4/4	-	1/2	35:26	
16	12/27	at NE	[L]	16	7	9	0	4-11	275	52	5.3	98	25	3.9	177	2-8	185	25/	19/	2	4-38.8	1-5	1-0	7	1	1	0	0	1/1	-	0/0	27:35	
17	1/3	at CLE	[L]	18	6	12	0	9-17	328	66	5.0	131	24	5.5	197	3-5	202	39/	22/	1	4-36.3	3-20	2-0	17	2	0	2	0	2/2	-	1/2	27:02	
Totals	8-8	300	114	170	16	102-226	5,385	1,010	5.3	2,029	447	4.5	3,356	44-243	3,599	519/	315/	10	72-41.9	70-542	26-13	290	34	19	15	0	1	30/31	1/3	18/28	30:08		

JACKSONVILLE JAGUARS 2009 DEFENSE GAME-BY-GAME

Wk.	Date	Opp	FIRST DOWNS			3 <sup>RD</sup>			TOT. OFFENSE			RUSHING			PASSING			PUNTS			PEN.			FUM. Tot. Tot.									
			Tot	Run	Pass	Pen	Down	Yards	Plays	Avg.	Yards	Att.	Avg.	Net	Sacks	Gross	Att./	Cmp./	Int.	Avg.	Yards	Lost	Pts.	TD	Rn	Ps	Rt	Sfty	PAT	2PT	Fgs	T.O.P.	
1	9/13	at IND	[L]	21	4	15	2	8-14	365	70	5.2	71	31	2.3	294	1-7	301	38/	28/	1	2-44.0	3-17	1-1	14	2	1	1	0	2/2	-	0/1	33:56	
2	9/20	vs. ARI	[L]	22	7	15	0	2-9	383	60	6.4	118	28	4.2	265	0-0	265	32/	27/	0	3-46.3	7-58	5-2	31	4	1	2	1	0	4/4	-	1/2	31:21
3	9/27	at HOU	[W]	23	5	17	1	4-10	397	59	6.7	111	22	5.0	286	2-14	300	35/	26/	1	4-42.8	5-60	1-1	24	3	0	3	0	3/3	-	1/1	29:08	
4	10/4	vs. TEN	[W]	19	5	13	1	8-16	379	67	5.7	95	19	5.0	284	0-0	284	48/	29/	2	5-42.2	6-68	1-1	17	2	1	1	0	0/0	1/2	1/1	25:53	
5	10/11	at SEA	[L]	24	8	13	3	6-14	379	71	5.3	143	40	3.6	236	1-5	241	30/	18/	0	3-44.3	1-10	2-0	41	5	0	4	1	0	5/5	-	2/2	34:44
6	10/18	vs. STL	[W]	13	1	11	1	4-12	262	53	4.9	55	18	3.1	207	1-6	213	34/	22/	1	6-41.2	6-52	0-0	20	2	0	1	0	2/2	-	2/2	24:48	
8	11/1	at TEN	[L]	20	12	8	0	8-15	430	67	6.4	305	49	6.2	125	0-0	125	18/	15/	0	4-48.3	4-20	0-0	30	3	2	1	0	3/3	-	3/3	39:43	
9	11/8	vs. KC	[W]	14	3	10	1	4-13	301	56	5.4	60	14	4.3	241	3-21	262	39/	23/	0	7-46.6	1-10	1-0	21	2	0	2	0	1/1	1/1	1/1	2/3	23:47
10	11/15	at NYJ	[W]	19	7	10	2	7-13	322	60	5.4	110	29	3.8	212	0-0	212	31/	16/	2	2-50.5	4-26	1-1	22	2	1	1	0	1/1	0/1	3/3	28:53	
11	11/22	vs. BUF	[W]	14	1	12	1	3-11	343	51	6.7	53	18	2.9	290	2-7	297	31/	18/	2	4-50.5	6-43	2-1	15	1	0	1	0	0/0	0/1	3/3	23:36	
12	11/29	at SF	[L]	15	5	9	1	8-16	284	61	4.7	52	20	2.6	232	0-0	232	41/	27/	0	5-50.2	1-5	0-0	20	2	0	2	0	2/2	-	2/2	30:44	
13	12/6	vs. HOU	[W]	19	7	10	2	5-15	305	61	5.0	72	22	3.3	233	2-7	240	37/	22/	3	5-45.0	6-37	1-0	18	2	1	1	0	1/1	0/1	1/1	29:53	
14	12/13	vs. MIA	[L]	22	8	14	0	8-15	354	71	5.0	146	40	3.7	208	2-12	220	29/	21/	1	5-43.8	4-27	5-2	14	2	2	0	0	2/2	-	0/1	35:06	
15	12/17	vs. IND	[L]	18	2	16	0	8-12	369	53	7.0	61	23	2.7	308	0-0	308	30/	23/	1	3-43.0	5-40	0-0	35	5	0	4	1	0	5/5	-	0/0	24:34
16	12/27	at NE	[L]	26	12	14	0	6-10	464	62	7.5	197	36	5.5	267	0-0	267	26/	23/	0	1-42.0	2-10	1-1	35	5	1	4	0	5/5	-	0/0	32:25	
17	1/3	at CLE	[L]	18	13	4	1	5-13	300	60	5.0	214	49	4.4	86	0-0	86	11/	7/	1	3-35.7	3-15	1-0	23	2	2	0	0	2/2	-	3/3	32:58	
Totals	8-8	307	100	191	16	94-209	5,637	982	5.7	1,863	458	4.1	3,774	14-79	3,853	510/	345/	15	62-44.9	64-498	22-10	380	44	12	28	4	1	38/38	2/6	24/28	29:52		

JACKSONVILLE JAGUARS 2010 OFFENSE GAME-BY-GAME

Wk.	Date	Opp	FIRST DOWNS					3 <sup>RD</sup>					TOT. OFFENSE					RUSHING					PASSING					PUNTS					PEN.					FUM. Tot. Tot.				
			Tot	Run	Pass	Pen	DOWN	Yards	Plays	Avg.	Yards	Att.	Avg.	Net	Sacks	Gross	Att./	Cmp./	Int.	Avg.	Yards	Lost	Pts.	TD	Rn	Ps	Rt	Sfty	PAT	2PT	Fgs	T.O.P.										
1	9/12	vs. DEN	[W]	18	9	6	3	3-10	299	56	5.3	134	34	3.9	165	1-5	170	21/	16/	0	4-41.3	5-47	0-0	24	3	0	3	0	0	3/3	-	1/1	29:30									
2	9/19	at SD	[L]	20	6	14	0	6-12	350	68	5.1	71	24	3.0	279	2-14	293	42/	26/	4	0-0.0	5-33	2-2	13	1	0	1	0	0	1/1	-	2/2	30:24									
3	9/26	vs. PHI	[L]	16	9	6	1	5-17	191	69	2.8	139	32	4.3	52	7-53	105	30/	13/	1	8-48.0	4-67	1-0	3	0	0	0	0	0/0	-	1/1	32:53										
4	10/3	vs. IND	[W]	20	10	9	1	9-13	337	57	5.9	174	35	5.0	163	0-0	163	22/	17/	0	4-42.5	7-45	0-0	31	4	2	2	0	0	4/4	-	1/1	29:46									
5	10/10	at BUF	[W]	21	10	11	0	4-11	381	62	6.1	216	40	5.4	165	2-13	178	20/	16/	1	0-0.0	5-38	3-2	36	3	0	3	0	0	3/3	-	5/5	34:21									
6	10/18	vs. TEN	[L]	17	7	8	2	3-13	249	63	4.0	76	25	3.0	173	2-16	189	36/	21/	3	3-37.3	7-55	1-1	3	0	0	0	0	0/0	-	1/1	27:15										
7	10/24	at KC	[L]	19	4	12	3	3-10	300	58	5.2	84	23	3.7	216	1-6	222	34/	18/	2	3-38.3	6-43	2-1	20	2	0	2	0	0	2/2	-	2/2	26:00									
8	10/31	at DAL	[W]	20	6	14	0	6-12	387	58	6.7	149	34	4.4	238	3-22	260	21/	17/	0	5-48.4	6-36	1-1	35	5	1	4	0	0	5/5	-	0/0	32:35									
10	11/14	vs. HOU	[W]	29	12	15	2	4-11	491	69	7.1	165	36	4.6	326	2-16	342	31/	24/	0	3-43.7	8-62	1-0	31	4	2	2	0	0	4/4	-	1/3	35:23									
11	11/21	vs. CLE	[W]	24	11	11	2	4-11	371	67	5.5	145	28	5.2	226	4-28	254	35/	20/	4	2-33.5	2-10	2-2	24	3	1	2	0	0	3/3	-	1/1	31:28									
12	11/28	at NYG	[L]	26	15	9	2	10-16	328	73	4.5	207	34	6.1	121	4-41	162	35/	20/	1	3-43.3	3-20	3-1	20	2	2	0	0	2/2	-	2/2	35:27										
13	12/5	at TEN	[W]	23	16	7	0	6-15	377	73	5.2	258	53	4.9	119	1-7	126	19/	14/	0	2-43.0	4-31	1-0	17	2	2	0	0	2/2	-	1/3	39:54										
14	12/12	vs. OAK	[W]	19	10	8	1	5-12	385	58	6.6	234	34	6.9	151	2-8	159	22/	11/	1	5-41.4	6-52	0-0	38	5	2	3	0	0	5/5	-	1/1	29:55									
15	12/19	at IND	[L]	20	4	14	2	5-13	356	61	5.8	67	22	3.0	289	1-5	294	38/	24/	1	4-48.0	6-55	3-1	24	3	0	2	1	0	3/3	-	1/1	30:22									
16	12/26	vs. WAS	[L]	15	4	11	0	7-17	336	65	5.2	78	23	3.4	258	4-41	299	38/	22/	2	7-45.4	7-66	2-0	17	2	1	1	0	0	2/2	-	1/2	32:54									
17	1/2	at HOU	[L]	23	15	6	2	1-10	322	62	5.2	198	35	5.7	124	2-16	140	25/	12/	1	4-44.3	2-15	1-1	17	2	1	1	0	0	2/2	-	1/2	30:48									
<b>Totals</b>			8-8	330	148	161	21	81-203	5,460	1,019	5.4	2,395	512	4.7	3,065	38-291	3,356	469/	291/	21	57-43.8	83-675	23-12	353	41	14	26	1	0	41/41	-	22/28	31:43									

JACKSONVILLE JAGUARS 2010 DEFENSE GAME-BY-GAME

Wk.	Date	Opp	FIRST DOWNS					3 <sup>RD</sup>					TOT. OFFENSE					RUSHING					PASSING					PUNTS					PEN.					FUM. Tot. Tot.				
			Tot	Run	Pass	Pen	DOWN	Yards	Plays	Avg.	Yards	Att.	Avg.	Net	Sacks	Gross	Att./	Cmp./	Int.	Avg.	Yards	Lost	Pts.	TD	Rn	Ps	Rt	Sfty	PAT	2PT	Fgs	T.O.P.										
1	9/12	vs. DEN	[W]	21	6	14	1	3-10	363	61	6.0	89	25	3.6	274	3-21	295	33/	21/	1	4-43.0	7-70	1-1	17	2	1	1	0	0	2/2	-	1/1	30:30									
2	9/19	at SD	[L]	25	7	17	1	4-8	477	60	8.0	151	30	5.0	326	1-8	334	29/	22/	2	2-17.0	4-25	1-1	38	5	2	3	0	0	5/5	-	1/1	29:36									
3	9/26	vs. PHI	[L]	15	4	10	1	5-13	373	55	6.8	106	21	5.0	267	3-24	291	31/	17/	0	7-45.1	7-84	0-0	28	4	1	3	0	0	4/4	-	0/0	27:07									
4	10/3	vs. IND	[W]	28	5	23	0	7-10	406	66	6.2	58	19	3.1	348	1-4	352	46/	33/	1	2-55.0	3-35	2-1	28	4	2	2	0	0	4/4	-	0/0	30:14									
5	10/10	at BUF	[W]	17	5	10	2	3-11	306	54	5.7	110	21	5.2	196	3-24	220	30/	20/	0	4-48.5	5-35	2-0	26	3	0	3	0	0	2/2	0/1	2/2	25:39									
6	10/18	vs. TEN	[L]	20	8	10	2	8-14	324	60	5.4	153	39	3.9	171	0-0	171	21/	14/	0	2-49.0	8-57	1-0	30	3	1	2	0	0	3/3	-	3/3	32:45									
7	10/24	at KC	[L]	25	13	10	2	6-11	426	61	7.0	236	42	5.6	190	1-3	193	18/	13/	0	3-45.3	7-92	0-0	42	6	3	2	1	0	6/6	-	0/0	34:00									
8	10/31	at DAL	[W]	25	5	16	4	6-13	415	73	5.7	50	22	2.3	365	2-14	379	49/	34/	4	3-44.7	3-20	1-0	17	2	1	1	0	0	2/2	-	1/1	27:25									
9	11/14	vs. HOU	[W]	20	6	13	1	4-10	395	53	7.5	81	21	3.9	314	0-0	314	32/	22/	0	4-37.5	8-49	2-1	24	3	1	2	0	0	3/3	-	1/1	24:37									
10	11/21	vs. CLE	[W]	15	4	10	1	7-16	283	60	4.7	88	26	3.4	195	6-46	241	28/	17/	1	5-44.0	5-45	1-0	20	2	0	1	1	0	2/2	-	2/4	28:32									
11	11/28	at NYG	[L]	17	6	11	0	3-10	361	50	7.2	135	26	5.2	226	0-0	226	24/	14/	0	3-49.7	4-25	0-0	24	2	0	2	0	0	2/2	1/1	3/3	24:33									
12	12/5	at TEN	[W]	11	3	18	1	2-11	220	47	4.7	57	14	4.1	163	1-6	169	32/	14/	2	2-36.0	4-30	0-0	6	0	0	0	0	0/0	-	2/2	20:06										
13	12/12	vs. OAK	[W]	21	3	16	2	6-13	476	61	7.8	153	25	6.1	323	3-21	344	33/	22/	1	5-42.0	4-25	1-1	31	4	2	2	0	0	4/4	-	1/1	30:05									
14	12/19	at IND	[L]	19	7	12	0	5-13	376	64	5.9	155	24	6.5	221	1-8	229	39/	29/	0	6-39.2	6-68	0-0	34	4	1	2	1	0	4/4	-	2/2	29:38									
15	12/26	vs. WAS	[L]	15	5	8	2	4-15	251	64	3.9	79	24	3.3	172	1-10	182	39/	19/	1	9-40.9	5-40	0-0	20	2	1	1	0	0	2/2	-	2/2	29:53									
16	1/2	at HOU	[L]	22	12	9	1	5-11	497	59	8.4	244	37	6.6	253	0-0	253	22/	18/	0	3-38.7	5-48	0-0	34	4	3	1	0	0	4/4	-	2/2	29:12									
<b>Totals</b>			8-8	316	98	197	21	78-189	5,949	948	6.3	1,945	416	4.7	4,004	26-189	4,193	506/	329/	13	64-42.4	85-748	12-5	419	50	19	28	3	0	48/48	1/2	23/25	28:17									

JACKSONVILLE JAGUARS 2011 OFFENSE GAME-BY-GAME

Wk.	Date	Opp	FIRST DOWNS			3 <sup>RD</sup>	TOT. OFFENSE			RUSHING			PASSING			PUNTS			PEN.			FUM. Tot. Tot.											
			Tot	Run	Pass		Pen	Down	Yards	Plays	Avg.	Yards	Att.	Avg.	Gross	Att./	Cmp./	Int.	Avg.	Yards	Lost	Pts.	TD	Rn	Ps	Rt	Sfty	PAT	2PT	Fgs	T.O.P.		
1	9/11	vs. TEN	[W]	20	10	9	1	9/18	323	73	4.4	163	47	3.5	160	2-15	175	24/	17/	0	5-43.6	5-39	2-1	16	1	1	0	0	0	1/1	-	3/3	39:38
2	9/18	at NYJ	[L]	11	5	6	0	3/12	203	54	3.8	112	27	4.1	91	2-20	111	25/	11/	4	5-40.6	4-50	0-0	3	0	0	0	0	0	0/0	-	1/1	26:37
3	9/25	at CAR	[L]	13	7	4	2	3/14	257	57	4.5	128	34	3.8	129	2-10	139	21/	12/	1	6-39	8-60	5-0	10	1	0	1	0	0	1/1	-	1/1	30:26
4	10/2	vs. NO	[L]	15	4	7	4	4/15	274	62	4.4	104	17	6.1	170	3-26	196	42/	16/	1	4-38.3	2-15	1-0	10	1	0	1	0	0	1/1	-	1/1	22:55
5	10/9	vs. CIN	[L]	12	5	7	0	6/16	296	58	5.1	96	27	3.6	200	3-21	221	28/	15/	0	7-37.7	2-15	4-2	20	2	1	1	0	0	2/2	-	2/2	27:27
6	10/16	at PITT	[L]	16	6	7	3	4/15	209	61	3.4	133	30	4.4	76	5-33	109	26/	12/	0	7-42.3	4-22	0-0	13	1	0	1	0	0	1/1	-	2/2	28:47
7	10/24	vs. BAL	[W]	13	6	5	2	2/16	205	66	3.1	132	42	3.1	73	4-20	93	20/	9/	0	7-40.9	6-90	4-1	12	0	0	0	0	0	0/0	-	4/4	36:15
8	10/30	at HOU	[L]	13	5	8	0	5/14	174	58	3.0	84	25	3.4	90	1-7	97	32/	10/	2	8-46.8	5-39	1-0	14	2	1	1	0	0	2/2	-	0/0	24:41
9	11/13	at IND	[W]	18	9	8	1	6/15	251	64	3.9	141	41	3.4	110	2-8	118	21/	14/	1	6-38.7	5-55	0-0	17	2	1	1	0	0	2/2	-	1/2	35:21
10	11/20	at CLE	[L]	23	10	9	4	7/15	303	71	4.3	108	29	3.7	195	1-15	210	41/	22/	0	5-40.6	9-81	1-0	10	1	1	0	0	0	1/1	-	1/1	30:53
11	11/27	vs. HOU	[L]	14	4	7	3	5/19	255	71	3.6	105	24	4.4	150	7-48	198	40/	20/	1	9-42.2	4-30	1-0	13	1	0	0	1	0	1/1	-	2/3	31:39
12	12/5	vs. SD	[L]	17	6	11	0	9/16	306	66	4.6	129	31	4.2	177	2-18	195	33/	19/	1	5-43.4	3-26	2-0	14	2	0	2	0	0	2/2	-	0/0	31:43
13	12/11	vs. TB	[W]	21	7	10	4	5/15	325	67	4.9	116	33	3.5	209	1-8	217	33/	19/	2	7-41.4	8-80	2-0	41	6	2	2	2	0	5/5	0/1	0/0	32:49
14	12/11	vs. TB	[L]	12	4	8	0	3/10	207	46	4.5	116	19	6.1	91	5-50	141	22/	12/	1	7-43.4	5-40	3-3	14	2	0	1	1	0	2/2	-	0/0	21:29
15	12/15	at ATL	[L]	12	4	8	0	3/10	207	46	4.5	116	19	6.1	91	5-50	141	22/	12/	1	7-43.4	5-40	3-3	14	2	0	1	1	0	2/2	-	0/0	21:29
16	12/24	at TEN	[L]	18	6	12	0	5/18	300	71	4.2	113	28	4.0	187	1-11	198	42/	21/	1	9-45.1	6-28	0-0	17	2	2	0	0	0	2/2	-	1/1	29:01
17	1/1	vs. IND	[W]	15	9	4	2	5/13	261	57	4.6	190	35	5.4	71	3-21	92	19/	11/	0	2-43.5	1-10	1-1	19	1	0	1	0	0	1/1	-	4/4	30:48
<b>Totals</b>			5-11	251	103	122	26	81/241	4,149	1,002	4.1	1,970	489	4.0	2,179	44-331	2,510	469/	240/	15	99-41.9	77-680	27-8	283	25	9	12	4	0	24/24	0/1	23/25	30:02

JACKSONVILLE JAGUARS 2011 DEFENSE GAME-BY-GAME

Wk.	Date	Opp	FIRST DOWNS			3 <sup>RD</sup>	TOT. OFFENSE			RUSHING			PASSING			PUNTS			PEN.			FUM. Tot. Tot.											
			Tot	Run	Pass		Pen	Down	Yards	Plays	Avg.	Yards	Att.	Avg.	Gross	Att./	Cmp./	Int.	Avg.	Yards	Lost	Pts.	TD	Rn	Ps	Rt	Sfty	PAT	2PT	Fgs	T.O.P.		
1	9/11	vs. TEN	[W]	13	1	11	1	4/11	292	49	6.0	43	13	3.3	249	2-14	263	34/	21/	1	7-41.6	7-60	1-0	14	2	0	2	0	0	2/2	-	0/1	20:22
2	9/18	at NYJ	[L]	15	5	8	2	3/12	283	57	5.0	101	32	3.2	182	1-0	182	24/	17/	2	5-38.8	7-60	0-0	32	3	1	2	0	1	3/3	-	3/3	33:23
3	9/25	at CAR	[L]	16	5	10	1	6/16	265	62	4.3	107	28	3.8	158	0-0	158	34/	18/	0	8-38.4	8-69	0-0	16	1	0	1	0	1	0/0	1/1	2/2	29:34
4	10/2	vs. NO	[L]	30	9	20	1	7/14	503	81	6.2	177	34	5.2	326	3-25	351	44/	31/	2	1-58.0	6-50	0-0	23	2	1	1	0	0	2/2	-	3/5	37:05
5	10/9	vs. CIN	[L]	13	2	11	0	8/19	239	66	3.6	77	31	2.5	162	2-17	179	33/	21/	1	7-47.7	4-33	1-0	30	4	1	2	1	0	3/4	-	1/1	32:33
6	10/16	at PITT	[L]	15	6	8	1	7/15	370	58	6.4	185	32	5.8	185	3-15	200	23/	12/	0	6-42.7	8-65	1-0	17	2	1	1	0	0	2/2	-	1/2	31:13
7	10/24	vs. BAL	[W]	11	1	8	2	2/12	146	53	2.8	34	12	2.8	112	3-25	137	38/	21/	1	9-52.2	10-85	2-1	7	1	0	1	0	0	1/1	-	0/1	23:45
8	10/30	at HOU	[L]	20	6	14	0	10/17	358	71	5.0	156	39	4.0	202	2-23	225	30/	16/	0	6-45.3	7-60	2-2	24	3	2	1	0	0	3/3	-	1/2	35:19
9	11/13	at IND	[W]	13	2	8	3	4/15	212	57	3.7	84	23	3.7	128	5-33	161	29/	20/	2	6-41.0	6-40	2-1	3	0	0	0	0	0	0/0	-	1/1	24:39
10	11/20	at CLE	[L]	20	6	10	4	4/10	334	54	6.2	148	28	5.3	186	2-13	199	24/	17/	1	3-36.0	9-70	0-0	14	2	1	1	0	0	2/2	-	0/1	29:07
11	11/27	vs. HOU	[L]	9	5	4	0	2/15	215	59	3.6	88	31	2.8	127	0-0	127	28/	18/	0	10-43.6	7-80	3-1	20	2	1	1	0	0	2/2	-	2/2	28:21
12	12/5	vs. SD	[L]	19	7	12	0	4/10	433	54	8.0	139	26	5.3	294	0-0	294	28/	22/	0	4-44.8	6-55	0-0	38	5	2	3	0	0	5/5	-	1/1	28:17
13	12/11	vs. TB	[W]	15	7	7	1	3/11	280	59	4.7	110	24	4.6	170	3-14	184	32/	17/	3	5-37.8	12-97	6-4	14	2	2	0	0	0	2/2	-	0/0	27:11
14	12/15	at ATL	[L]	20	6	13	1	6/15	373	68	5.5	97	35	2.8	276	1-4	280	32/	24/	0	5-40.8	4-31	0-0	41	5	1	3	1	0	5/5	-	2/2	38:31
15	12/15	at ATL	[L]	20	3	14	3	3/12	407	66	6.2	65	25	2.6	342	1-8	350	40/	24/	2	4-43.0	0-0	1-1	23	2	1	1	0	0	2/2	-	3/3	30:59
16	12/24	at TEN	[W]	19	2	17	0	6/14	298	65	4.6	56	22	2.5	242	3-22	264	40/	27/	2	3-45.3	4-40	2-1	13	1	0	1	0	0	1/1	-	2/2	29:12
<b>Totals</b>			5-11	268	73	175	20	79/218	5,008	979	5.1	1,667	435	3.8	3,341	31-213	3,554	513/	326/	17	89-43.3	105-895	21-11	329	37	14	21	2	2	35/36	1/1	22/29	29:58

JACKSONVILLE JAGUARS 2012 OFFENSE GAME-BY-GAME

Wk.	Date	Opp	FIRST DOWNS			TOT. OFFENSE			RUSHING			PASSING			PUNTS			PEN.			FUM.			Tot.							
			Run	Pass	Pen	Yards	Plays	Avg.	Yards	Att.	Avg.	Net	Sacks	Gross	Att./Cmp./Int.	Avg.	Yards	Loss	TD	Rn	Ps	Rt	Sfty		PAT	2PT	FGs	T.O.P.			
1	9/9	at MIN	22	7	12	3	9/18	355	75	4.7	113	34	3.3	242	2-18	260	39/23/0	4-53.5	4-25	3-1	23	2	0	2	0	0	0/1	1/1	3/3	37:49	
2	9/16	vs. HOU	9	3	4	2	0/9	117	38	3.1	65	14	4.6	52	3-24	76	21/9/0	9-51.3	8-71	1-1	7	1	0	1	0	0	1/1	-	0/0	16:43	
3	9/23	at IND	15	10	3	2	4/13	333	54	6.2	185	32	5.8	148	1-7	155	21/10/0	6-53.5	6-67	2-0	22	2	1	1	0	0	1/1	0/1	3/3	27:36	
4	9/30	vs. CIN	17	5	11	1	2/11	212	58	3.7	69	18	3.8	143	6-43	186	34/23/1	6-49.2	3-37	1-1	10	1	0	1	0	0	1/1	-	1/1	28:41	
5	10/7	vs. CHI	10	3	5	2	5/13	189	53	3.6	60	17	3.5	129	3-13	142	33/17/2	6-48.5	6-49	1-1	3	0	0	0	0	0	0/0	-	1/1	24:00	
7	10/21	at OAK	10	3	6	1	1/15	209	61	3.4	54	26	2.1	155	3-26	181	32/17/0	9-42.1	6-92	1-1	23	2	1	1	0	0	2/2	-	3/3	30:05	
8	10/28	at GB	18	1	14	3	5/16	341	71	4.8	62	20	3.1	279	2-24	303	49/27/0	6-33.8	7-77	3-1	15	1	0	1	0	0	0/0	0/1	3/3	30:48	
9	11/4	vs. DET	19	6	11	2	6/11	279	59	4.7	64	20	3.2	215	1-5	220	38/27/2	4-50.5	3-40	0-0	14	2	0	2	0	0	0/0	1/2	0/0	24:30	
10	11/8	vs. IND	20	2	14	4	1/10	337	63	5.3	37	12	3.1	300	4-30	330	47/28/2	5-47.2	10-115	1-1	10	1	0	1	0	0	1/1	-	1/2	24:14	
11	11/18	at HOU	17	4	12	1	4/14	458	66	6.9	86	29	3.0	372	2-6	378	35/18/0	5-48.4	6-54	1-1	37	4	0	4	0	0	4/4	-	3/3	31:19	
12	11/25	vs. TEN	19	8	9	2	7/14	321	60	5.4	100	27	3.7	221	7-40	261	26/17/1	5-47.0	5-30	0-0	24	3	1	2	0	0	3/3	-	1/1	29:23	
13	12/2	at BUF	21	4	10	7	1/10	236	63	3.7	50	18	2.8	186	3-6	202	42/19/1	5-41.6	8-74	3-1	18	2	1	1	0	0	1/1	1/1	1/1	24:51	
14	12/9	vs. NYJ	16	5	10	1	2/16	291	70	4.2	123	24	5.1	168	3-17	185	43/21/2	8-45.4	7-54	0-0	10	1	1	0	0	0	1/1	-	1/2	29:29	
15	12/16	at MIA	13	3	9	1	6/15	299	57	5.2	86	21	4.1	213	2-8	221	34/18/0	5-47.4	10-88	2-0	3	0	0	0	0	0	0/0	-	1/1	24:22	
16	12/23	vs. NE	22	7	13	2	4/15	436	75	5.8	93	23	4.0	343	1-5	348	51/29/3	4-56.3	5-47	0-0	16	1	0	1	0	0	1/1	-	3/4	32:35	
17	12/30	at TEN	21	5	14	2	7/16	375	71	5.3	122	23	5.3	253	7-45	298	41/25/3	5-46.4	7-35	1-0	20	3	0	2	1	0	2/2	0/1	0/0	32:21	
<b>TOTALS</b>			2-14	269	76	157	36	64/216	4,788	994	4.8	1,369	358	3.8	3,419	50-327	3,746	586/328/17	92-47.3	101-955	20-9	255	26	5	20	1	0	18/19	3/7	25/28	27:29

JACKSONVILLE JAGUARS 2012 DEFENSE GAME-BY-GAME

Wk.	Date	Opp	FIRST DOWNS			TOT. OFFENSE			RUSHING			PASSING			PUNTS			PEN.			FUM.			Tot.							
			Run	Pass	Pen	Yards	Plays	Avg.	Yards	Att.	Avg.	Net	Sacks	Gross	Att./Cmp./Int.	Avg.	Yards	Loss	TD	Rn	Ps	Rt	Sfty		PAT	2PT	FGs	T.O.P.			
1	9/9	at MIN	20	6	14	0	2/10	389	58	6.7	123	29	4.2	266	2-4	270	27/20/0	5-48.5	5-47	1-1	26	2	2	0	0	0	2/2	-	4/4	27:45	
2	9/16	vs. HOU	28	16	11	1	8/17	411	83	5.0	216	48	4.5	195	0-0	195	35/26/0	6-49.8	10-64	1-0	27	3	3	0	0	0	3/3	-	2/2	43:17	
3	9/23	at IND	23	6	15	2	10/19	437	75	5.8	124	29	4.3	313	0-0	313	46/22/1	6-46.7	11-106	0-0	17	2	0	2	0	0	2/2	-	1/2	32:24	
4	9/30	vs. CIN	20	6	12	2	2/11	382	65	5.9	138	34	4.1	244	0-0	244	31/20/1	3-47.7	6-50	2-1	27	3	1	2	0	0	3/3	-	2/2	31:19	
5	10/7	vs. CHI	26	9	16	1	10/17	501	73	6.9	214	33	6.5	287	1-5	292	39/23/1	3-40.7	12-80	0-0	41	5	1	2	2	0	5/5	-	2/2	36:00	
7	10/21	at OAK	20	8	9	3	6/17	351	74	4.7	69	26	2.7	282	2-16	298	46/26/1	6-44.0	9-58	4-2	26	2	1	1	0	0	2/2	-	4/5	32:01	
8	10/28	at GB	20	5	9	6	5/13	238	64	3.7	66	26	2.5	172	2-14	186	36/22/0	5-45.0	5-33	1-1	24	3	0	2	1	0	3/3	-	1/2	29:12	
9	11/4	vs. DET	26	8	16	2	8/12	434	68	6.4	149	34	4.4	285	1-0	285	33/22/0	2-49.5	5-42	0-0	31	4	4	0	0	0	4/4	-	1/2	35:30	
10	11/8	vs. IND	24	11	10	3	3/11	359	65	5.5	138	37	3.7	221	2-6	227	26/18/1	3-45.0	6-40	1-1	27	3	2	0	1	0	3/3	-	2/2	35:46	
11	11/18	at HOU	39	10	26	3	4/11	653	92	7.1	149	35	4.3	504	2-23	527	55/43/2	3-37.0	2-20	2-1	43	5	0	5	0	0	4/4	-	3/5	41:40	
12	11/25	vs. TEN	20	3	15	2	6/15	360	70	5.1	110	29	3.8	250	1-11	261	40/23/2	4-50.3	6-42	1-0	19	1	0	1	0	0	1/1	-	4/5	30:37	
13	12/2	at BUF	17	11	4	2	4/13	270	62	4.4	166	42	4.0	104	0-0	112	17/9/1	4-44.5	9-100	1-1	34	4	2	2	0	0	4/4	-	2/2	35:09	
14	12/9	vs. NYJ	17	11	4	2	4/13	270	62	4.4	166	42	4.0	104	1-7	111	19/12/0	7-46.6	1-15	2-2	17	2	2	0	0	0	2/2	-	1/1	30:31	
15	12/16	at MIA	26	8	13	5	6/11	389	66	5.9	180	36	5.0	209	1-11	220	29/22/0	1-63.0	5-41	1-1	24	2	0	2	0	0	1/1	1/1	3/3	35:38	
16	12/23	vs. NE	23	6	15	2	4/12	349	71	4.9	103	27	3.8	246	3-21	267	41/24/2	5-47.8	4-39	0-0	23	2	0	2	0	0	2/2	-	3/3	27:25	
17	12/30	at TEN	12	6	4	2	6/14	221	51	4.3	79	34	2.3	142	2-10	152	15/9/0	5-40.8	5-43	0-0	38	5	1	0	4	0	5/5	-	1/1	27:39	
<b>TOTALS</b>			2-14	364	133	194	37	89/215	6,088	1,100	5.5	2,256	545	4.1	3,832	20-128	3,960	535/341/12	68-46.0	101-820	17-11	444	48	19	21	8	0	46/46	1/1	36/43	32:31



### JACKSONVILLE JAGUARS 2013 OFFENSE GAME-BY-GAME

Wk.	Date	Opp	FIRST DOWNS					TOT. OFFENSE					RUSHING					PASSING					PUNTS					FUM.					T.O.P.		
			Tot	Run	Pass	Pen	3 <sup>RD</sup> DOWN	Yards	Plays	Avg.	Yards	Att.	Avg.	Net	Sacks	Gross	Att./Cmp./Int.	Avg.	Yards	Pen.	Lost	Pts.	TD	Rn	Ps	Rt	Sfty	PAT	2PT	FGs	T.O.P.				
1	9/8 vs. KC	[L]	12	3	9	0	5-19	178	70	2.5	71	23	3.1	107	6-50	157	41	19	2	11-50.5	5-30	0-0	2	0	0	0	0	0/0	0/0	0/0	0/0	0/0	0/0	0/0	28:38
2	9/15 at OAK	[L]	15	3	12	0	7-17	248	62	4	34	19	1.8	214	5-27	241	38	25	0	8-43.6	10-70	1-0	9	1	0	1	0	0/0	0/1	1/1	28:12				
3	9/22 at SEA	[L]	17	6	10	1	4-14	265	66	4	51	25	2.1	214	3-21	235	38	18	2	7-42.7	4-45	2-1	17	2	2	0	2/2	0/0	1/1	27:25					
4	9/29 vs. IND	[L]	14	0	10	4	2-11	205	54	3.8	40	18	2.2	165	4-14	179	32	17	3	6-48.3	9-65	0-0	3	0	0	0	0/0	0/0	1/1	23:22					
5	10/6 at STL	[L]	16	5	11	0	3-12	363	59	6.2	96	25	3.8	267	2-3	270	32	16	2	5-48.2	4-45	3-1	20	2	0	2	2/2	0/0	2/2	24:41					
6	10/13 at DEN	[L]	20	4	15	1	5-14	362	71	5.1	71	27	2.6	291	2-12	303	42	27	2	3-50.0	6-45	2-0	19	2	1	0	1/1	0/1	2/2	31:15					
7	10/20 vs. SD	[L]	18	5	12	1	3-11	353	59	6	78	17	4.6	275	6-43	318	36	23	1	3-50.0	6-45	0-0	6	0	0	0	0/0	0/0	2/2	22:30					
8	10/27 vs. SF	[L]	20	8	10	2	4-14	318	70	4.5	90	25	3.6	228	0-0	228	45	29	0	4-44.5	6-76	1-1	10	1	0	1	0/1	0/0	1/1	31:31					
10	11/10 at TEN	[W]	13	4	8	1	3-12	214	56	3.8	54	30	1.8	160	3-20	180	23	14	2	7-43.4	4-19	3-0	29	3	2	0	3/3	0/0	2/2	29:24					
11	11/17 vs. ARI	[L]	14	3	9	2	2-14	274	60	4.6	32	16	2.0	242	2-13	255	42	27	2	8-47.8	6-40	0-0	14	2	1	1	2/2	0/0	0/1	24:07					
12	11/24 at HOU	[W]	16	4	11	1	7-17	333	65	5.1	118	28	4.2	215	4-24	239	33	23	0	6-43.2	7-63	1-0	13	1	1	0	1/1	0/0	2/3	33:41					
13	12/1 at CLE	[W]	22	7	13	2	7-16	314	72	4.4	112	29	3.9	202	2-1	203	41	23	1	7-43.7	5-35	1-0	32	3	0	3	3/3	0/0	3/3	30:36					
14	12/5 vs. HOU	[W]	18	4	7	7	4-14	281	57	4.9	149	28	5.3	132	1-6	138	28	13	0	8-42.6	8-57	0-0	27	3	0	3	3/3	0/0	2/2	24:38					
15	12/15 vs. BUF	[L]	22	9	11	2	8-15	354	72	4.9	159	31	5.1	195	5-42	237	36	21	2	3-45.3	6-80	3-2	20	2	0	2	2/2	0/0	2/2	27:25					
16	12/22 vs. TEN	[L]	15	4	11	0	3-11	289	57	5.1	63	21	3.0	226	2-11	237	34	24	1	4-45.5	4-15	0-0	16	2	0	2	1/2	0/0	1/1	24:21					
17	12/29 at IND	[L]	19	2	17	0	3-14	350	70	5.0	42	16	2.6	308	3-23	331	51	30	1	5-46.0	5-50	1-1	10	1	0	1	1/1	0/0	1/1	26:20					
<b>TOTALS:</b>			<b>4-12</b>	<b>271</b>	<b>71</b>	<b>176</b>	<b>24</b>	<b>70-225</b>	<b>4,701</b>	<b>1,020</b>	<b>4.6</b>	<b>1,260</b>	<b>378</b>	<b>3.3</b>	<b>3,441</b>	<b>50-310</b>	<b>3,751</b>	<b>592</b>	<b>349</b>	<b>21</b>	<b>95-45.7</b>	<b>96-797</b>	<b>18-6</b>	<b>247</b>	<b>25</b>	<b>7</b>	<b>16</b>	<b>2</b>	<b>3</b>	<b>22/23</b>	<b>0/2</b>	<b>23/25</b>	<b>27:22</b>		

### JACKSONVILLE JAGUARS 2013 DEFENSE GAME-BY-GAME

Wk.	Date	Opp	FIRST DOWNS					TOT. OFFENSE					RUSHING					PASSING					PUNTS					FUM.					T.O.P.
			Tot	Run	Pass	Pen	3 <sup>RD</sup> DOWN	Yards	Plays	Avg.	Yards	Att.	Avg.	Net	Sacks	Gross	Att./Cmp./Int.	Avg.	Yards	Pen.	Lost	Pts.	TD	Rn	Ps	Rt	Sfty	PAT	2PT	FGs	T.O.P.		
1	9/8 vs. KC	[L]	17	7	10	0	5-15	292	62	4.6	121	27	4.3	171	1-2	173	34	21	0	10-36.3	3-20	1-0	28	4	1	2	1	0	4/4	0/0	0/0	31:30	
2	9/15 at OAK	[L]	16	7	6	3	4-14	340	61	5.6	226	34	6.6	114	3-12	126	24	15	0	4-48.0	5-30	3-1	19	1	1	0	1/1	0/0	4/5	31:48			
3	9/22 at SEA	[L]	28	10	16	2	4-10	479	67	7.1	156	36	4.3	323	2-8	331	29	21	1	4-35.0	4-24	1-1	45	6	1	5	0	6/6	0/0	1/1	32:35		
4	9/29 vs. IND	[L]	26	8	16	2	6-13	437	70	6.2	157	30	5.3	280	2-14	294	38	23	1	3-46.0	7-58	1-0	37	4	1	2	1	0	4/4	0/0	3/3	36:38	
5	10/6 at STL	[L]	22	7	12	3	8-19	351	72	4.9	143	36	4	208	2-14	222	34	19	0	7-40.9	6-53	1-0	34	4	0	3	1	0	4/4	0/0	2/2	35:19	
6	10/13 at DEN	[L]	26	8	14	4	7-13	407	71	5.7	112	29	3.9	295	0-0	295	42	28	1	3-43.0	4-31	3-2	35	5	3	2	0	5/5	0/0	0/0	28:45		
7	10/20 vs. SD	[L]	27	10	14	3	7-12	434	67	6.5	158	40	4	276	1-9	285	26	22	0	3-44.7	8-61	0-0	24	3	2	1	0	3/3	0/0	1/1	37:30		
8	10/27 vs. SF	[L]	25	14	9	2	6-9	398	55	7.2	221	38	5.8	177	0-0	177	17	11	0	1-61.0	4-35	3-1	42	6	4	1	1	0	6/6	0/0	0/0	28:29	
10	11/10 at TEN	[W]	19	4	13	2	10-18	362	70	5.2	83	27	3.1	279	1-9	288	42	26	1	5-43.8	6-45	5-3	27	3	1	2	0	3/3	0/0	2/2	30:36		
11	11/17 vs. ARI	[L]	19	3	16	0	5-16	416	69	6.0	14	24	0.6	402	3-17	419	42	30	0	8-44.8	5-42	1-0	27	3	1	2	0	3/3	0/0	2/2	35:53		
12	11/24 at HOU	[W]	11	5	5	1	4-15	218	57	3.8	77	21	3.7	141	2-28	169	34	18	1	7-44.9	2-22	0-0	6	0	0	0	0/0	0/0	2/2	26:19			
13	12/1 at CLE	[W]	24	9	13	2	6-13	439	73	6.0	97	30	3.2	342	3-28	370	40	24	2	4-39.5	9-50	3-1	28	4	1	3	0	4/4	0/0	0/1	29:24		
14	12/5 vs. HOU	[W]	23	3	19	1	8-17	406	80	5.1	83	19	4.4	323	3-34	357	58	33	2	5-43.8	14-177	1-0	20	2	0	2	0	2/2	0/0	2/2	35:22		
15	12/15 vs. BUF	[L]	25	12	10	3	5-13	366	72	5.1	198	44	4.5	168	4-25	193	24	17	1	4-45.0	7-67	2-1	27	3	1	2	0	3/3	0/0	2/3	32:35		
16	12/22 vs. TEN	[L]	22	10	10	2	3-13	346	73	4.7	182	44	4.1	164	3-17	181	26	17	1	3-46.7	1-4	0-0	20	2	1	1	0	2/2	0/0	2/2	35:39		
17	12/29 at IND	[L]	23	4	17	2	8-16	379	70	5.4	80	28	2.9	299	1-8	307	41	29	0	5-47.4	2-10	2-0	30	3	2	1	0	3/3	0/0	3/3	33:40		
<b>TOTALS:</b>			<b>4-12</b>	<b>353</b>	<b>121</b>	<b>200</b>	<b>32</b>	<b>96-226</b>	<b>6,070</b>	<b>1,089</b>	<b>5.6</b>	<b>2,108</b>	<b>507</b>	<b>4.2</b>	<b>3,962</b>	<b>31-225</b>	<b>4,187</b>	<b>551</b>	<b>354</b>	<b>11</b>	<b>76-43.0</b>	<b>87-729</b>	<b>27-10</b>	<b>449</b>	<b>53</b>	<b>20</b>	<b>29</b>	<b>4</b>	<b>0</b>	<b>53/53</b>	<b>0/0</b>	<b>26/29</b>	<b>32:38</b>

**JACKSONVILLE JAGUARS 2014 OFFENSE GAME-BY-GAME**

Wk.	Date	Opp	FIRST DOWNS					3 <sup>RD</sup>		TOT. OFFENSE				RUSHING				PASSING			PUNTS		PEN.		FUM.		Tot. Tot.						
			Tot	Run	Pass	Pen	Down	Yards	Plays	Avg.	Yards	Att.	Avg.	Net	Sacks	Gross	Att./	Cmp./	Int.	Avg.	Yards	Loss	TD	Pls.	TD	Rn	Ps	Rt	Sfty	PAT	ZPT	FGs	T.O.P.
1	9/7	at PHI	[L]	18	2	14	2	2/14	306	71	4.3	64	25	2.6	242	3-24	266	43	24	0	8-46.5	7-55	1-1	17	2	0	2	0	0	2/2	0/0	1/3	29:14
2	9/14	at WAS	[L]	8	2	4	2	3/13	148	48	3.1	25	10	2.5	123	10-70	193	28	14	1	8-47.9	6-44	0-0	10	1	0	1	0	0	1/1	0/0	1/1	20:59
3	9/21	vs. IND	[L]	18	6	10	2	4/10	344	55	6.3	105	20	5.3	239	4-17	256	18	31	2	5-46.4	2-15	1-1	17	2	0	2	0	0	2/2	0/0	1/1	22:57
4	9/28	at S.D.	[L]	21	7	12	2	9/14	319	65	4.9	85	25	3.4	234	3-19	253	37	29	2	2-56.0	3-32	1-1	14	2	1	1	0	0	2/2	0/0	0/0	30:34
5	10/5	vs. PIT	[L]	12	4	8	0	3/12	243	68	4.7	56	15	3.7	187	1-4	191	36	22	2	5-45.0	4-34	3-0	9	0	0	0	0	0	0/0	0/0	3/3	24:43
6	10/12	at TEN	[L]	27	8	17	2	8/15	379	75	5.1	82	23	3.6	297	6-39	336	46	32	1	6-47.7	6-35	1-1	14	2	1	1	0	0	2/2	0.0	0/0	31:07
7	10/19	vs. CLE	[W]	20	10	8	2	5/16	336	68	4.9	185	35	5.3	151	2-8	159	31	17	3	8-43.1	3-25	0-0	24	3	2	1	0	0	3/3	0/0	1/1	31:33
8	10/26	vs. MIA	[L]	19	6	11	2	6/15	377	68	5.5	176	30	5.9	201	4-20	221	34	18	2	4-46.8	6-37	1-1	13	1	0	1	0	0	1/1	0/0	2/3	32:23
9	11/2	at CIN	[L]	19	4	14	1	4/12	365	60	6.1	132	25	5.3	233	2-14	247	33	22	1	7-35.7	3-35	0-0	23	3	1	2	0	0	2/2	0/1	1/1	27:16
10	11/9	vs. DAL	[L]	20	5	11	4	4/14	333	65	5.1	71	24	3	262	4-28	290	37	22	1	6-47.2	2-14	3-2	17	2	2	0	0	1	2/2	1/1	0/0	28:28
12	11/23	at IND	[L]	11	6	5	0	3/12	194	54	3.6	80	23	3.5	114	4-32	146	27	15	1	7-49.4	6-43	2-1	3	0	0	0	0	0	0/0	0/0	1/1	25:55
13	11/30	vs. NYG	[W]	18	6	10	2	3/12	258	64	4	118	22	5.4	140	7-54	194	35	21	0	7-52.4	7-49	0-0	25	3	0	1	2	0	1/1	0/2	2/2	25:21
14	12/7	vs. HOU	[L]	17	4	10	3	5/15	262	66	4	74	22	3.4	188	4-17	188	40	20	1	4-48.3	6-40	0-0	13	1	0	1	0	0	1/1	0/0	2/2	27:31
15	12/14	at BAL	[L]	13	4	9	0	5/18	248	69	3.6	82	23	3.6	166	8-63	229	38	22	1	6-44.5	5-60	0-0	12	0	0	0	0	0	0/0	0/0	4/5	31:42
16	12/18	vs. TEN	[W]	17	7	7	3	5/13	288	56	5.1	177	25	7.1	111	4-13	124	27	14	0	7-45.9	3-25	1-0	21	3	2	1	0	0	3/3	0/0	0/0	25:08
17	12/28	at HOU	[L]	13	5	4	4	0/11	233	53	4.4	121	14	8.6	112	5-28	140	34	15	0	6-49.3	4-25	1-0	17	2	0	1	1	0	2/2	0/0	1/2	20:12
TOTALS:				271	86	154	31	69/216	4,634	988	4.7	1,633	360	4.5	3,001	71/450	3,451	557	325	18	96-46.5	73-573	15-8	249	27	9	15	3	1	23/23	1/4	20/26	27:11

**JACKSONVILLE JAGUARS 2014 DEFENSE GAME-BY-GAME**

Wk.	Date	Opp	FIRST DOWNS					3 <sup>RD</sup>		TOT. OFFENSE				RUSHING				PASSING			PUNTS		PEN.		FUM.		Tot. Tot.						
			Tot	Run	Pass	Pen	Down	Yards	Plays	Avg.	Yards	Att.	Avg.	Net	Sacks	Gross	Att./	Cmp./	Int.	Avg.	Yards	Loss	TD	Pls.	TD	Rn	Ps	Rt	Sfty	PAT	ZPT	FGs	T.O.P.
1	9/7	at PHI	[L]	24	7	14	3	8/19	420	82	5.1	145	32	4.5	275	5-47	322	45	27	1	6-38.3	6-50	3-2	34	4	1	2	1	0	4/4	0/0	2/2	30:46
2	9/14	at WAS	[L]	32	12	16	4	6/14	449	81	5.5	191	42	4.5	258	3-30	288	36	24	0	4-49.8	11-98	0-0	41	5	3	2	0	0	5/5	0/0	2/2	39:01
3	9/21	vs. IND	[L]	27	5	22	0	8/14	529	74	7.1	144	29	5	385	2-5	390	43	33	0	5-46.4	8-46	0-0	44	5	0	4	1	0	5/5	0/0	3/3	37:03
4	9/28	at S.D.	[L]	19	2	16	1	9/16	407	61	6.7	42	20	2.1	365	2-12	377	39	29	0	3-42.0	7-57	1-0	33	3	0	3	0	0	3/3	0/0	4/4	29:26
5	10/5	vs. PIT	[L]	20	5	15	0	8/16	372	68	5.5	111	28	4	261	4-12	273	36	26	0	5-45.4	7-50	1-1	17	2	0	1	1	0	2/2	0/0	1/1	35:17
6	10/12	at TEN	[L]	14	3	9	2	3/11	290	55	5.3	70	24	2.9	220	3-13	233	28	17	0	5-49.8	5-48	1-0	16	1	1	0	0	1/1	0/0	3/3	28:53	
7	10/19	vs. CLE	[W]	13	2	11	0	4/17	266	74	3.6	69	30	2.3	197	3-18	215	41	16	1	7-50.4	8-50	2-2	6	0	0	0	0	0/0	0/0	2/2	28:27	
8	10/26	vs. MIA	[L]	17	7	8	2	5/12	326	56	5.8	148	24	6.2	178	3-18	196	29	16	1	5-51.0	7-52	0-0	27	3	0	1	2	0	3/3	0/0	2/2	27:37
9	11/2	at CIN	[L]	23	11	12	0	6/13	423	67	6.3	191	34	5.6	232	2-1	233	31	19	2	5-50.4	6-40	1-0	33	4	2	2	0	1	4/4	0/0	1/1	32:44
10	11/9	vs. DAL	[L]	16	6	10	0	4/13	399	59	6.8	151	30	5.0	248	1-6	254	28	21	0	5-46.8	9-65	1-1	31	4	1	3	0	0	4/4	0/0	1/2	31:32
12	11/23	at IND	[L]	24	12	9	3	9/17	389	72	5.4	175	35	5.0	214	5-39	253	32	21	0	3-48.7	6-54	6-3	23	2	1	1	0	0	2/2	0/0	3/3	34:05
13	11/30	vs. NYG	[W]	22	8	14	0	7/15	329	73	4.5	116	35	3.3	213	4-34	247	34	24	0	5-51.8	6-40	3-3	24	3	2	1	0	0	3/3	0/0	1/2	34:39
14	12/7	vs. HOU	[L]	19	9	7	3	3/14	304	63	4.8	173	42	4.1	131	2-4	135	19	13	0	5-47.6	7-64	1-0	27	3	3	0	0	3/3	0/0	2/2	32:29	
15	12/14	at BAL	[L]	17	3	11	3	4/12	314	56	5.6	93	26	3.6	221	0-0	221	30	20	0	4-50.8	9-70	1-1	20	2	0	1	1	0	2-2	0/0	2/4	28:18
16	12/18	vs. TEN	[W]	19	6	13	0	7/15	357	67	5.3	95	28	3.4	262	4-25	287	35	24	0	5-40.6	7-47	0-0	13	1	0	1	0	1/1	0/0	2/2	34:52	
17	12/28	at HOU	[L]	24	9	13	2	10/18	358	77	4.6	123	39	3.2	235	3-15	250	35	25	1	6-46.3	6-55	1-1	23	3	1	2	0	1	3/3	0/0	0/0	39:48
TOTALS:				330	107	200	23	101/236	5,932	1,085	5.5	2,033	499	4.1	3,899	45/275	4,174	541	355	6	75-47.5	115/886	22-14	412	45	15	24	6	2	45/45	0/0	31/33	32:49



JACKSONVILLE JAGUARS 2016 OFFENSE GAME-BY-GAME

Table with columns: Wk., Date, Opp, 1st Downs, 3rd Downs, Tot. Offense, Rushing, Passing, Punts, Pen., FUM., Tot. Tot., FGS, 2PT, PAT, Rt, Ps, Rn, TD, T.O.P.

JACKSONVILLE JAGUARS 2016 DEFENSE GAME-BY-GAME

Table with columns: Wk., Date, Opp, 1st Downs, 3rd Downs, Tot. Offense, Rushing, Passing, Punts, Pen., FUM., Tot. Tot., FGS, 2PT, PAT, Rt, Ps, Rn, TD, T.O.P.

# JACKSONVILLE JAGUARS 2017 OFFENSE GAME-BY-GAME

Wk.	Date	Opp	FIRST DOWNS			TOT. OFFENSE				RUSHING			PASSING			PUNTS			FUM.			Tot. Tot.												
			Tot	Run	Pass	Pen	3 <sup>RD</sup>	Down	Yards	Plays	Avg.	Yards	Att.	Avg.	Net	Sacks	Gross	Att./	Cmp./	Int.	Avg.	Yards	Lost	Pts.	TD	Rn	Ps	Rt	Sfty	PAT	2PT	Fgs	T.O.P.	
1	9/10	at HOU	W	19	7	8	4	3-12	280	60	4.7	155	39	4	125	21	11	0	36.5	10-89	1-0	29	3	1	1	1	1	0	2-3	0-0	3-4	30:05		
2	9/17	vs. TEN	L	20	6	13	1	6-13	310	61	5.1	99	25	4	211	2-12	223	34	20	2	49.2	10-99	2-1	16	2	1	1	0	1-1	0-1	1-1	29:14		
3	9/24	vs. BAL	W	24	7	13	4	3-12	410	68	6	166	35	4.7	244	0-0	244	33	20	0	50	9-70	0-0	44	5	1	4	0	5-5	0-0	3-3	34:03		
4	10/1	at NVJ	L	20	9	8	3	4-15	311	75	4.1	175	39	4.5	136	1-4	140	35	15	1	44.3	6-47	0-0	20	2	0	1	1	0	2-2	0-0	2-3	35:08	
5	10/8	at PIT	W	15	10	5	0	6-12	313	53	5.9	231	37	6.2	82	2-13	95	14	8	1	38	4-19	0-0	30	4	2	0	2	0	3-4	0-0	1-1	28:52	
6	10/15	vs. LAR	L	19	5	12	2	4-15	389	66	5.9	169	26	6.5	220	5-21	241	35	23	1	34.3	5-40	2-0	17	2	1	1	0	2-2	0-0	1-3	31:59		
7	10/22	at IND	W	23	6	14	3	8-14	518	65	8.0	188	37	5.1	330	1-0	330	27	18	0	53.5	4-34	3-2	27	3	2	1	0	3-3	0-0	2-2	32:47		
9	11/5	vs. CIN	W	26	7	15	4	12-18	408	78	4	149	40	3.7	259	0-0	259	38	24	0	37	5-50	1-1	23	2	0	1	1	0	2-2	0-0	3-3	40:14	
10	11/12	vs. LAC	W	20	3	14	3	5-18	398	81	4.9	135	27	5	263	3-10	273	51	28	2	47.9	9-106	0-0	20	2	1	1	0	1-2	1-1	2-2	31:47		
11	11/19	at CLE	W	15	7	8	0	6-20	284	76	3.7	139	44	3.2	145	2-9	154	30	17	0	39.3	6-40	5-1	19	2	0	1	1	0	1-1	0-1	2-3	36:55	
12	11/26	at ARI	L	19	4	11	4	1-12	219	58	3.8	91	22	4.1	128	3-32	160	33	19	1	49.5	5-45	3-2	24	3	2	0	1	0	3-3	0-0	1-1	25:21	
13	12/3	vs. IND	W	22	5	16	1	9-15	426	64	6.7	96	27	3.6	330	1-8	338	36	27	0	38	6-55	1-0	30	3	1	2	0	1-1	1-2	3-3	33:47		
14	12/10	vs. SEA	W	20	7	12	1	4-12	424	66	6.4	156	39	4	268	0-0	268	27	18	0	47.8	7-48	1-1	30	3	1	2	0	3-3	0-0	3-3	33:01		
15	12/18	vs. HOU	W	25	8	14	3	3-10	464	68	6.8	138	38	3.6	326	1-0	326	29	21	0	47.2	8-54	0-0	45	6	3	3	0	6-6	0-0	1-1	33:18		
16	12/24	at S.F.																																
17	12/31	at TEN																																
<b>TOTALS:</b>			<b>10-4</b>	<b>287</b>	<b>91</b>	<b>163</b>	<b>33</b>	<b>74-198</b>	<b>5154</b>	<b>939</b>	<b>5.49</b>	<b>2087</b>	<b>475</b>	<b>4.39</b>	<b>3067</b>	<b>21-109</b>	<b>3176</b>	<b>443</b>	<b>269</b>	<b>8</b>	<b>76/44.0</b>	<b>94-796</b>	<b>19-8</b>	<b>374</b>	<b>42</b>	<b>16</b>	<b>19</b>	<b>7</b>	<b>0</b>	<b>34-37</b>	<b>2-5</b>	<b>28-33</b>	<b>32:13</b>	

# JACKSONVILLE JAGUARS 2017 DEFENSE GAME-BY-GAME

Wk.	Date	Opp	FIRST DOWNS			TOT. OFFENSE				RUSHING			PASSING			PUNTS			FUM.			Tot. Tot.												
			Tot	Run	Pass	Pen	3 <sup>RD</sup>	Down	Yards	Plays	Avg.	Yards	Att.	Avg.	Net	Sacks	Gross	Att./	Cmp./	Int.	Avg.	Yards	Lost	Pts.	TD	Rn	Ps	Rt	Sfty	PAT	2PT	Fgs	T.O.P.	
1	9/10	at HOU	W	23	4	11	8	5-12	203	69	2.9	93	23	4	110	10-54	164	36	19	1	41.8	9-94	3-3	7	1	0	1	0	0	1-1	0-0	0-0	29:55	
2	9/17	vs. TEN	L	21	12	9	0	6-13	390	64	6.1	179	36	5	211	1-4	215	27	15	1	41.7	7-70	0-0	37	4	3	1	0	0	4-4	0-0	3-3	30:46	
3	9/24	vs. BAL	W	12	6	4	2	3-11	186	54	3.4	134	25	5.4	52	2-12	64	27	14	2	41.3	10-88	1-1	7	1	0	1	0	0	1-1	0-0	0-0	25:57	
4	10/1	at NVJ	L	18	6	12	0	6-17	471	69	6.8	256	32	8	215	5-40	255	32	23	1	43.7	10-70	3-1	23	2	2	0	0	2-2	0-0	3-4	34:24		
5	10/8	at PIT	W	21	5	16	0	7-15	371	77	4.8	70	20	3.5	301	2-11	312	55	33	5	44.7	5-37	0-0	9	0	0	0	0	0-0	0-0	3-3	31:08		
6	10/15	vs. LAR	L	12	5	7	0	4-13	249	56	4.4	142	32	4.4	107	3-17	124	21	11	0	46	7-70	2-1	27	3	0	1	2	0	3-3	0-0	2-2	28:01	
7	10/22	at IND	W	15	5	10	0	5-15	232	67	3.5	96	20	4.8	136	10-64	200	37	22	0	44.9	5-55	2-0	0	0	0	0	0	0-0	0-0	0-0	27:13		
9	11/5	vs. CIN	W	8	2	5	1	1-8	148	37	4	29	17	1.7	119	2-17	136	18	10	0	35.4	8-78	0-0	7	1	1	0	0	1-1	0-0	0-0	19:46		
10	11/12	vs. LAC	W	16	6	9	1	3-15	322	67	4.8	87	30	2.9	235	0-0	235	37	21	1	48.5	7-77	2-1	17	2	0	2	0	2-2	0-0	1-1	31:47		
11	11/19	at CLE	W	11	2	9	0	3-13	184	55	3.7	50	18	2.8	134	5-45	179	32	16	2	47	0-0	5-3	7	1	0	1	0	1-1	0-0	0-0	23:05		
12	11/26	at ARI	L	20	5	12	3	7-17	344	70	4.9	108	31	3.5	236	1-5	241	38	22	1	45.7	10-98	2-1	27	2	0	2	0	1-1	1-1	4-4	34:39		
13	12/3	vs. IND	W	17	7	8	2	5-15	290	66	4.4	141	26	5.4	149	4-25	174	36	21	2	46.8	4-31	1-0	10	1	0	1	0	1-1	0-0	1-1	26:13		
14	12/10	vs. SEA	W	17	9	6	2	2-9	401	57	7	141	24	5.9	260	2-11	271	31	17	3	27.3	6-73	0-0	24	3	0	3	0	3-3	0-0	1-2	26:59		
15	12/18	vs. HOU	W	9	3	6	0	4-16	186	56	3.3	87	21	4.1	99	4-29	128	31	12	1	47.1	14-127	2-0	7	1	0	1	0	1-1	0-0	0-0	26:42		
16	12/24	at S.F.																																
17	12/31	at TEN																																
<b>TOTALS:</b>			<b>10-4</b>	<b>220</b>	<b>77</b>	<b>124</b>	<b>19</b>	<b>61-189</b>	<b>3977</b>	<b>864</b>	<b>4.6</b>	<b>1613</b>	<b>355</b>	<b>4.54</b>	<b>2364</b>	<b>51-334</b>	<b>2698</b>	<b>458</b>	<b>256</b>	<b>20</b>	<b>88-45.9</b>	<b>102-967</b>	<b>24-11</b>	<b>209</b>	<b>22</b>	<b>6</b>	<b>14</b>	<b>2</b>	<b>0</b>	<b>21-21</b>	<b>1-1</b>	<b>18-20</b>	<b>27:47</b>	



# **JAGUARS RECORD BOOK**

**REGULAR SEASON WEEK 16 AT SAN FRANCISCO 49ERS**

# TEAM RECORDS

## SCORING

### MOST POINTS SCORED IN A GAME

vs. Indianapolis (W, 51-16, 12/13/15) .....	51
vs. Oakland (W, 49-11, 12/23/07) .....	49
vs. Cleveland (W, 48-0, 12/3/00) .....	48
<b>vs. Houston (W, 45-7, 12/17/17) .....</b>	<b>45</b>
at Baltimore (W, 45-19, 11/1/98) .....	45
<b>vs. Baltimore (W, 44-7, 9/24/17) .....</b>	<b>44</b>
vs. Arizona (W, 44-10, 12/10/00) .....	44
vs. Indianapolis (W, 44-17, 12/10/06) .....	44

### MOST POINTS SCORED - FIRST QUARTER

vs. Philadelphia (W, 38-21, 10/12/97) .....	21
vs. Tennessee (W, 40-13, 1/1/06) .....	17
at Tennessee (W, 30-24, 11/2/97) .....	17
at Baltimore (L, 36-39, 9/10/00) .....	17
at New Orleans (L, 24-41, 11/4/07) .....	17

### MOST POINTS SCORED - SECOND QUARTER

at Baltimore (W, 45-19, 11/1/98) .....	28
vs. Tampa Bay (W, 41-14, 12/11/11) .....	28
vs. Buffalo (W, 34-31, 10/25/15) .....	27
<b>vs. Houston (W, 45-7, 12/17/17) .....</b>	<b>24</b>

### MOST POINTS SCORED - FIRST HALF

at Baltimore (W, 45-19, 11/1/98) .....	42
<b>vs. Houston (W, 45-7, 12/17/17) .....</b>	<b>31</b>
vs. Tampa Bay (W, 41-14, 12/11/11) .....	28
vs. N.Y. Jets (W, 41-0, 10/8/06) .....	28
vs. Oakland (W, 49-11, 12/23/07) .....	28

### MOST POINTS SCORED - THIRD QUARTER

<b>vs. Seattle (W, 30-24, 12/10/17) .....</b>	<b>21</b>
vs. Cleveland (W, 48-0, 12/3/00) .....	21
vs. Tennessee (W, 37-7, 11/5/06) .....	17
at Pittsburgh (W, 34-24, 11/19/00) .....	17

### MOST POINTS SCORED - FOURTH QUARTER

vs. N.Y. Giants (W, 40-13, 9/7/97) .....	17
vs. Buffalo (W, 36-14, 11/25/07) .....	17
<b>Five times, last: at Ari. (L, 21-24, 11/26/17) .....</b>	<b>14</b>

### MOST POINTS SCORED - SECOND HALF

vs. Cleveland (W, 48-0, 12/3/00) .....	28
<b>vs. Seattle (W, 30-24, 12/10/17) .....</b>	<b>27</b>
vs. New Orleans (W, 41-23, 11/21/99) .....	24
<b>at Pittsburgh (W, 30-9, 10/8/17) .....</b>	<b>23</b>
<b>at Arizona (L, 24-27, 11/26/17) .....</b>	<b>21</b>
vs. Oakland (W, 49-11, 12/23/07) .....	21
at Dallas (W, 35-17, 10/31/10) .....	21

### FEWEST POINTS ALLOWED

vs. Cincinnati (W, 13-0, 9/17/00) .....	0
vs. Cleveland (W, 48-0, 12/3/00) .....	0
vs. Houston (W, 27-0, 12/7/03) .....	0
vs. Pittsburgh (W, 9-0, 9/18/06) .....	0
vs. New York Jets (W, 41-0, 10/8/06) .....	0
<b>at Indianapolis (W, 27-0, 10/22/17) .....</b>	<b>0</b>

### LARGEST MARGIN OF VICTORY

vs. Cleveland (W, 48-0, 12/3/00) .....	48
vs. N.Y. Jets (W, 41-0, 10/8/06) .....	41
<b>vs. Houston (W, 45-7, 12/17/17) .....</b>	<b>38</b>
vs. San Francisco (W, 41-3, 9/12/99) .....	38
vs. Oakland (W, 49-11, 12/23/07) .....	38
<b>vs. Baltimore (W, 44-7, 9/24/17) .....</b>	<b>37</b>

### MOST TOUCHDOWNS

vs. Oakland (W, 49-11, 12/23/07) .....	7
vs. Indianapolis (W, 51-16, 12/13/15) .....	7
<b>vs. Houston (W, 45-7, 12/17/17) .....</b>	<b>6</b>
at Baltimore (W, 45-19, 11/1/98) .....	6
vs. Cleveland (W, 48-0, 12/3/00) .....	6
vs. Tampa Bay (W, 41-14, 12/11/11) .....	6
at Tennessee (L, 39-42, 12/6/15) .....	6

### BIGGEST COMEBACK VICTORY BY POINTS TRAILED

vs. New York Giants (25-24, 11/30/14) .....	21
at Baltimore (28-25, 11/24/96) .....	15
vs. Baltimore (30-27, 11/10/96) .....	14
vs. Tampa Bay (41-14, 12/11/11) .....	14
vs. Denver (27-24, 12/13/99) .....	14
vs. Indianapolis (28-23, 11/9/03) .....	13
at Chicago (17-16, 10/16/16) .....	13
at Tennessee (27-22, 9/27/09) .....	12

## OFFENSE & DEFENSE

### MOST NET YARDS

at St. Louis (L, 14-17, 10/20/96) .....	538
vs. Baltimore (W, 24-10, 9/20/98) .....	519
<b>at Indianapolis (W, 27-0, 10/22/17) .....</b>	<b>518</b>
vs. New Orleans (W, 41-23, 11/21/99) .....	494
vs. St. Louis (W, 23-20 OT, 10/18/09) .....	492

### FEWEST NET YARDS ALLOWED

vs. Cleveland (W, 48-0, 12/3/00) .....	53
at Tennessee (L, 17-24, 12/17/06) .....	98
vs. Houston (W, 27-0, 12/7/03) .....	124
vs. Baltimore (W, 12-7, 10/24/11) .....	146
<b>vs. Cincinnati (W, 23-7, 11/5/17) .....</b>	<b>148</b>

### LARGEST TIME OF POSSESSION

at Tennessee (L, 17-24, 12/17/06) .....	44:22
vs. St. Louis (W, 23-20 OT, 10/18/09) .....	42:12
vs. Detroit (W, 23-17 OT, 11/14/04) .....	41:44
at Indianapolis (W, 23-21, 9/21/09) .....	41:35
at St. Louis (L, 14-17, 10/20/96) .....	41:34

### MOST INTERCEPTIONS

<b>at Pittsburgh (W, 30-9, 10/8/17) .....</b>	<b>5</b>
at Dallas (W, 35-17, 10/31/10) .....	4
<b>19 times (last: W, 30-24, 12/10/17, vs. Seattle) .....</b>	<b>3</b>

### MOST INTERCEPTION YARDS

at Tennessee (W, 37-7, 11/5/06) .....	110
<b>at Pittsburgh (W, 30-9, 10/8/17) .....</b>	<b>103</b>
vs. San Francisco (W, 41-3, 9/12/99) .....	93
at Indianapolis (W, 23-21, 9/21/08) .....	88
vs. Pittsburgh (L, 21-26, 10/5/08) .....	72
at Cincinnati (W, 41-10, 10/31/99) .....	69

### MOST FIRST DOWNS

vs. St. Louis (L, 14-17, 10/20/96) .....	36
vs. St. Louis (W, 23-20 OT, 10/18/09) .....	33
vs. New Orleans (W, 41-23, 11/21/99) .....	30
vs. Cincinnati (W, 24-7, 1/2/00) .....	30
at Houston (W, 38-20, 12/24/05) .....	30

### FEWEST FIRST DOWNS ALLOWED

vs. Cleveland (W, 48-0, 12/3/00) .....	2
at Tennessee (L, 17-24, 12/17/06) .....	5
vs. Houston (W, 27-0, 12/7/03) .....	7
<b>vs. Cincinnati (W, 23-7, 11/5/17) .....</b>	<b>8</b>
at St. Louis (L, 14-17, 10/20/96) .....	8
vs. Baltimore (W, 30-3, 11/13/05) .....	8

### MOST PENALTIES

vs. Denver (L, 7-20, 10/2/05) .....	15
vs. Minnesota (L, 16-25, 12/11/16) .....	14
at San Diego (L, 14-38, 9/18/16) .....	14
vs. Oakland (L, 16-33, 10/23/16) .....	13
at Indianapolis (L, 13-16 OT, 10/4/15) .....	13
vs. Green Bay (L, 21-28, 12/3/01) .....	13

### MOST PENALTY YARDS

at Indianapolis (L, 13-16 OT, 10/4/15) .....	145
vs. Denver (L, 7-20, 10/2/05) .....	119
vs. Indianapolis (L, 10-27, 11/8/12) .....	115
vs. Minnesota (L, 16-25, 12/11/16) .....	114
at New England (L, 17-51, 9/27/15) .....	114

### FEWEST PENALTIES

vs. Pittsburgh (L, 23-25, 12/1/02) .....	0
vs. Cleveland (W, 27-7, 9/3/00) .....	1
vs. Indianapolis (W, 19-13, 1/1/12) .....	1
at New England (L, 7-35, 12/27/09) .....	1
at Pittsburgh (W, 29-22, 12/16/07) .....	1
vs. Buffalo (W, 36-14, 11/25/07) .....	1

### MOST DEFENSIVE TAKEAWAYS

vs. Tampa Bay (W, 41-14, 12/11/11) .....	7
<b>at Pittsburgh (W, 30-9, 10/8/17) .....</b>	<b>5</b>
vs. Kansas City (W, 24-10, 11/9/97) .....	5
at Baltimore (W, 45-19, 11/1/98) .....	5
vs. San Francisco (W, 41-3, 9/12/99) .....	5
at Pittsburgh (W, 34-24, 11/19/00) .....	5
at Green Bay (W, 28-25, 12/19/04) .....	5
vs. Seattle (W, 26-14, 9/11/05) .....	5

### MOST FORCED FUMBLES

vs. Tampa Bay (W, 41-14, 12/11/11) .....	6
<b>at Cleveland (W, 19-7, 11/19/17) .....</b>	<b>5</b>
at Indianapolis (L, 3-23, 11/23/14) .....	5
vs. Baltimore (L, 21-24, 11/25/01) .....	4
vs. Miami (L, 10-14, 12/13/09) .....	4
vs. Houston (W, 38-20, 12/24/05) .....	4

### MOST FUMBLE RECOVERIES

vs. Tampa Bay (W, 41-14, 12/11/11) .....	4
at Baltimore (W, 45-19, 11/1/98) .....	4
11 times (last: W, 19-7, 11/19/17 at Cleveland) .....	3

### MOST FUMBLE RETURN YARDS

at Cincinnati (W, 34-17, 11/29/98) .....	90
at Baltimore (W, 45-19, 11/1/98) .....	83
<b>at N.Y. Jets (L, 20-23 OT, 10/1/17) .....</b>	<b>81</b>
vs. Houston (W, 37-17, 10/14/07) .....	77
vs. Green Bay (L, 21-28, 12/3/01) .....	60
at Houston (W, 29-7, 9/10/17) .....	53

### MOST DEFENSIVE SACKS

<b>at Houston (W, 29-7, 9/10/17) .....</b>	<b>10</b>
<b>at Indianapolis (W, 27-0, 10/22/17) .....</b>	<b>10</b>
at Atlanta (W, 30-7, 11/7/99) .....	9
vs. Atlanta (W, 13-7, 9/16/07) .....	7
at Detroit (W, 38-14, 11/9/08) .....	7
Nine times (last: W vs. IND, 30-27, 10/2/16) .....	6

# CAREER RECORDS

## SERVICE

### SEASONS

Brad Meester (2000-13).....	14
<b>MARCEDES LEWIS (2006-17).....</b>	<b>12</b>
Josh Scobee (2004-14).....	11
Fred Taylor (1998-2008).....	11
Jimmy Smith (1995-2005).....	11
Rashean Mathis (2003-12).....	10
Rob Meier (2000-08).....	10
Greg Jones (2004-12).....	9
Daryl Smith (2004-12).....	9
David Garrard (2002-10).....	9
Maurice Williams (2001-09).....	9
Paul Spicer (2000-08).....	9
Donovin Darius (1998-2006).....	9
Mark Brunell (1995-2003).....	9
Maurice Jones-Drew (2006-13).....	8
Vince Manuwai (2003-10).....	8
John Henderson (2002-09).....	8
Joe Zelenka (2001-08).....	8
Kyle Brady (1999-2006).....	8
Tony Brackens (1996-2003).....	8
Tony Boselli (1995-2001).....	8
Mike Hollis (1995-2001).....	8

### GAMES PLAYED

Brad Meester (2000-13).....	209
Jimmy Smith (1995-2005).....	171
Josh Scobee (2004-14).....	168
<b>MARCEDES LEWIS (2006-17).....</b>	<b>168</b>
Fred Taylor (1998-2008).....	140
Rob Meier (2000-08).....	138
Rashean Mathis (2003-12).....	137
Joe Zelenka (2001-08).....	128
Daryl Smith (2004-12).....	126
John Henderson (2002-09).....	124

### CONSECUTIVE GAMES PLAYED

Joe Zelenka (2001-08).....	128
Josh Scobee (2007-14).....	119
Tyson Alualu (2010-15).....	96
Bryan Barker (1995-2000).....	96
Brad Meester (2000-05).....	92
Brad Meester (2008-13).....	89
Jimmy Smith (1995-2000).....	88
Marcus Stroud (2001-06).....	86
John Henderson (2002-06).....	82
Mike Hollis (1995-2000).....	82

### GAMES STARTED

Brad Meester (2000-13).....	209
<b>MARCEDES LEWIS (2006-17).....</b>	<b>154</b>
Jimmy Smith (1995-2005).....	150
Fred Taylor (1998-2008).....	136
Rashean Mathis (2003-12).....	129
Daryl Smith (2004-12).....	124
John Henderson (2002-09).....	120
Mark Brunell (1995-2003).....	117
Donovin Darius (1998-2006).....	115
Kyle Brady (1999-2006).....	110

### CONSECUTIVE GAMES STARTED

Brad Meester (Sept. 3, 2000-Dec. 4, 2005).....	92
Brad Meester (Oct. 26, 2008-Dec. 22, 2013).....	89
Rashean Mathis (Sept. 7, 2003-Nov. 25, 2007).....	74
Vince Manuwai (Nov. 30, 2003-Dec. 23, 2007).....	68
Marcus Stroud (Sept. 8, 2002-Oct. 1, 2006).....	68
Tyson Alualu (Sept. 12, 2011-Dec. 29, 2013).....	64
Maurice Williams (Sept. 7, 2003-Dec. 31, 2006).....	64
Chris Naeole (Sept. 8, 2002-Dec. 24, 2005).....	63
Uche Nwaneri (Oct. 4, 2009-Dec. 23, 2012).....	60
Kevin Hardy (Dec. 21, 1997-Nov. 18, 2001).....	58

## SCORING

### POINTS

Josh Scobee (2004-14).....	1,022
Mike Hollis (1995-2001).....	764
Maurice Jones-Drew (2006-13).....	486
Fred Taylor (1998-2008).....	424
Jimmy Smith (1995-2005).....	418
Jason Myers (2015-17).....	268
James Stewart (1995-99).....	228
<b>MARCEDES LEWIS (2006-17).....</b>	<b>200</b>
Keenan McCardell (1996-2001).....	190
Stacey Mack (1999-2002).....	120

### CONSECUTIVE GAMES SCORING

Mike Hollis (Dec. 24, 1995-Sept. 10, 2000).....	67
Josh Scobee (Jan. 2, 2005-Oct. 4, 2009).....	61
Josh Scobee (Oct. 18, 2009-Oct. 28, 2012).....	50
Jason Myers (Sept. 13, 2015-Oct. 15, 2017).....	38
Josh Scobee (Sept. 15, 2013-Dec. 28, 2014).....	31
Mike Hollis (Oct. 16, 2000-Dec. 30, 2001).....	25
Seth Marler (Sept. 7, 2003-Dec. 28, 2003).....	16
Josh Scobee (Sept. 12-Dec. 19, 2004).....	14
Mike Hollis (Sept. 3-Dec. 10, 1995).....	14
Several players tied.....	8

### TOUCHDOWNS

Maurice Jones-Drew (2006-13).....	81
Fred Taylor (1998-2008).....	70
Jimmy Smith (1995-2005).....	69
James Stewart (1995-99).....	38
<b>MARCEDES LEWIS (2006-17).....</b>	<b>33</b>
Keenan McCardell (1996-2001).....	30
<b>ALLEN ROBINSON (2014-17).....</b>	<b>22</b>
<b>ALLEN HURNS (2014-17).....</b>	<b>21</b>
Stacey Mack (1999-2002).....	20
Reggie Williams (2004-08).....	18
David Garrard (2002-10).....	17

### CONSECUTIVE GAMES SCORING TD

Fred Taylor (Sept. 20-Nov. 22, 1998).....	8
Maurice Jones-Drew (Nov. 12-Dec. 31, 2006).....	8
<b>ALLEN HURNS (Sept. 27-Nov. 15, 2015).....</b>	<b>7</b>
Fred Taylor (Nov. 12-Dec. 23, 2000).....	7
<b>LEONARD FOURNETTE (Sept. 10-Oct. 15, 2017).....</b>	<b>6</b>
<b>ALLEN ROBINSON (Nov. 29-Dec. 27, 2015).....</b>	<b>5</b>
Maurice Jones-Drew (Oct. 18-Nov. 22, 2009).....	5
Maurice Jones-Drew (Nov. 4-Dec. 2, 2007).....	5
<b>MARCEDES LEWIS (Dec. 1-22, 2013).....</b>	<b>4</b>
Several players tied.....	4

### FIELD GOALS MADE

Josh Scobee (2004-14).....	235
Mike Hollis (1995-2001).....	175
Jason Myers (2015-17).....	64
Seth Marler (2003).....	20
<b>JOSH LAMBO (2017).....</b>	<b>17</b>
John Carney (2007).....	9
Tim Seder (2002).....	8
Danny Boyd (2002).....	5
Hayden Epstein (2002).....	5
Steve Lindsey (1999-2000).....	5
Richie Cunningham (2002).....	1

### CONSECUTIVE FIELD GOALS MADE

Josh Scobee (Nov. 27, 2011-Nov. 4, 2012).....	20
Mike Hollis (Nov. 1, 1998-Sept. 19, 1999).....	20
Jason Myers (Nov. 15, 2015-Sept. 11, 2016).....	16
Mike Hollis (Oct. 12-Nov. 30, 1997).....	16
Josh Scobee (Sept. 11-Nov. 13, 2011).....	15
Josh Scobee (Oct. 1-Nov. 26, 2006).....	15
Josh Scobee (Dec. 23, 2012-Nov. 10, 2013).....	14
Josh Scobee (Sept. 12-Nov. 14, 2010).....	14
Mike Hollis (Sept. 3-Oct. 29, 2000).....	13

### CONSECUTIVE GAMES SCORING FG

Josh Scobee (Nov. 14, 2010-Oct. 24, 2011).....	15
Josh Scobee (Oct. 29, 2006-Dec. 16, 2007).....	13
Mike Hollis (Sept. 12-Nov. 21, 1999).....	10
Josh Scobee (Nov. 24, 2013-Sept. 21, 2014).....	9
Josh Scobee (Sept. 15-Nov. 10, 2013).....	8
Josh Scobee (Jan. 3-Oct. 24, 2010).....	8
Josh Scobee (Nov. 13, 2005-Jan. 1, 2006).....	8
Seth Marler (Sept. 7-Nov. 2, 2003).....	8
Mike Hollis (Dec. 24, 1995-Oct. 13, 1996).....	8

### FIELD GOAL PERCENTAGE (MIN. 25 FGA)

Jason Myers (2015-17).....	81.0
Josh Scobee (2004-14).....	80.8
Mike Hollis (1995-2001).....	80.6
Seth Marler (2003).....	60.6

### EXTRA POINTS MADE

Josh Scobee (2004-14).....	317
Mike Hollis (1995-2001).....	239
Jason Myers (2015-17).....	76
Seth Marler (2003).....	30
John Carney (2007).....	20
<b>JOSH LAMBO (2017).....</b>	<b>19</b>
Hayden Epstein (2002).....	13
Tim Seder (2002).....	11
Danny Boyd (2002).....	7
Steve Lindsey (1999-2000).....	5
Richie Cunningham (2002).....	2

### EXTRA-POINT PERCENTAGE (MIN. 25 XPA)

Seth Marler (2003).....	100.0
Mike Hollis (1995-2001).....	98.8
Josh Scobee (2004-14).....	98.4
Jason Myers (2015-17).....	86.4

### LONGEST FIELD GOALS

Josh Scobee (Oct. 3, 2010 vs. Ind.).....	59
Jason Myers (Sept. 20, 2015 vs. Mia.).....	58
<b>Josh Lambo (Nov. 5, 2017 vs. Cin.).....</b>	<b>56</b>
Jason Myers (Dec. 24, 2016 vs. Ten.).....	56
Josh Scobee (Dec. 15, 2013 vs. Buf.).....	55
Josh Scobee (Sept. 18, 2011 at NYJ).....	55
Jason Myers (Nov. 13, 2016 vs. Hou.).....	54
Josh Scobee (Oct. 24, 2011 vs. Bal.).....	54

### CONSECUTIVE EXTRA POINTS MADE

Mike Hollis (Oct. 22, 1995-Dec. 9, 2001).....	220
Josh Scobee (Nov. 8, 2009-Jan. 1, 2012).....	82
Josh Scobee (Sept. 12, 2004-Jan. 1, 2006).....	59
Josh Scobee (Dec. 16, 2007-Nov. 1, 2009).....	58
Josh Scobee (Sept. 10, 2006-Dec. 16, 2007).....	55
Josh Scobee (Sept. 16, 2012-Dec. 22, 2013).....	39
Seth Marler (Sept. 7-Dec. 28, 2003).....	30



# CAREER RECORDS


## PASSING

### PASSING YARDS

Mark Brunell (1995-2003) .....	25,698
David Garrard (2002-10).....	16,003
<b>BLAKE BORTLES (2014-17)</b> .....	<b>14,388</b>
Byron Leftwich (2003-06) .....	9,042
<b>CHAD HENNE (2012-17)</b> .....	<b>5,817</b>
Blaine Gabbert (2011-13).....	4,357
Quinn Gray (2005-07).....	1,252
Steve Beuerlein (1995).....	952
Jonathan Quinn (1998-2001).....	748
Jamie Martin (1998-2000).....	662

### CONSECUTIVE PASS COMPLETIONS

David Garrard (Nov. 14-21, 2010) .....	17
Byron Leftwich (Oct. 17-24, 2004) .....	15
Mark Brunell (Sept. 7, 2003 at Car.).....	13
Mark Brunell (Oct. 6, 1996 at N.O.).....	13



### LONGEST PASS COMPLETIONS

<b>BLAKE BORTLES (Dec. 27, 2015 at N.O.)</b> .....	<b>90t</b>
Byron Leftwich (Sept. 28, 2003 at Hou.) .....	84t
<b>CHAD HENNE (Nov. 18, 2012 at Hou.)</b> .....	<b>81t</b>
<b>BLAKE BORTLES (Dec. 13, 2015 vs. Ind.)</b> .....	<b>80t</b>
Blaine Gabbert (Sept. 23, 2012 at Ind.) .....	80t
Quinn Gray (Nov. 4, 2007 at N.O.) .....	80t
Mark Brunell (Sept. 15, 2002 at K.C.).....	79t
Mark Brunell (Nov. 1, 1998 at Bal.).....	78t
<b>BLAKE BORTLES (Dec. 10, 2017 vs. Seattle)</b> .....	<b>75t</b>
David Garrard (Nov. 21, 2010 vs. Cle.) .....	75
Mark Brunell (Nov. 9, 1997 vs. K.C.).....	75

### AVG. GAIN PER ATTEMPT (MIN. 200 ATTEMPTS)

Mark Brunell (1995-2003) .....	7.11
David Garrard (2002-10).....	7.02
Quinn Gray (2005-07).....	6.96
Byron Leftwich (2003-06) .....	6.73
<b>BLAKE BORTLES (2014-17)</b> .....	<b>6.70</b>
Steve Beuerlein (1995).....	6.70
<b>CHAD HENNE (2012-17)</b> .....	<b>6.54</b>
Jonathan Quinn (1998-2001).....	5.98
Blaine Gabbert (2011-13).....	5.61

### PASS ATTEMPTS

Mark Brunell (1995-2003) .....	3,616
David Garrard (2002-10).....	2,281
<b>BLAKE BORTLES (2014-17)</b> .....	<b>2,145</b>
Byron Leftwich (2003-06) .....	1,344
<b>CHAD HENNE (2012-17)</b> .....	<b>891</b>
Blaine Gabbert (2011-13).....	777
Quinn Gray (2005-07).....	180
Steve Beuerlein (1995).....	142
Jonathan Quinn (1998-2001).....	125
Jay Fiedler (1999).....	94

### TOUCHDOWN PASSES

Mark Brunell (1995-2003) .....	144
David Garrard (2002-10).....	89
<b>BLAKE BORTLES (2014-17)</b> .....	<b>88</b>
Byron Leftwich (2003-06) .....	51
<b>CHAD HENNE (2012-17)</b> .....	<b>27</b>
Blaine Gabbert (2011-13).....	22
Quinn Gray (2005-07).....	12
Jamie Martin (1998-2000).....	4
Steve Beuerlein (1995).....	4
Jonathan Quinn (1998-2001).....	3

### INTERCEPTIONS THROWN

Mark Brunell (1995-2003) .....	86
<b>BLAKE BORTLES (2014-17)</b> .....	<b>59</b>
David Garrard (2002-10).....	54
Byron Leftwich (2003-06) .....	36
<b>CHAD HENNE (2012-17)</b> .....	<b>26</b>
Blaine Gabbert (2011-13).....	24
Steve Beuerlein (1995).....	7
Quinn Gray (2005-07).....	5
Luke McCown (2009-11).....	4
Jonathan Quinn (1998-2001).....	4

### INTERCEPTION % (MIN. 125 ATTEMPTS)

David Garrard (2002-10).....	2.37
Mark Brunell (1995-2003) .....	2.38
Byron Leftwich (2003-06) .....	2.68
Quinn Gray (2005-07).....	2.78
<b>BLAKE BORTLES (2014-17)</b> .....	<b>2.80</b>
<b>CHAD HENNE (2012-17)</b> .....	<b>2.92</b>
Blaine Gabbert (2011-13).....	3.09

### LONGEST PASSING TOUCHDOWNS

<b>BLAKE BORTLES (Dec. 27, 2015 at N.O.)</b> .....	<b>90</b>
Byron Leftwich (Sept. 28, 2003 at Hou.) .....	84
<b>CHAD HENNE (Nov. 18, 2012 at Hou.)</b> .....	<b>81</b>
<b>BLAKE BORTLES (Dec. 13, 2015 vs. Ind.)</b> .....	<b>80</b>
Blaine Gabbert (Sept. 23, 2012 at Ind.) .....	80
Quinn Gray (Nov. 4, 2007 at N.O.) .....	80
Mark Brunell (Sept. 15, 2002 at K.C.).....	79
Mark Brunell (Nov. 1, 1998 at Bal.).....	78
<b>BLAKE BORTLES (Dec. 10, 2017 vs. Seattle)</b> .....	<b>75</b>

### 300-YARD PASSING GAMES

Mark Brunell (1995-2003) .....	22
<b>BLAKE BORTLES (2014-17)</b> .....	<b>15</b>
David Garrard (2002-10).....	6
<b>CHAD HENNE (2012-17)</b> .....	<b>5</b>
Byron Leftwich (2003-06) .....	4
Quinn Gray (2003-07).....	2

### 400-YARD PASSING GAMES

Mark Brunell (1995-2003) .....	2
--------------------------------	---

### PASS COMPLETIONS

Mark Brunell (1995-2003) .....	2,184
David Garrard (2002-10).....	1,406
<b>BLAKE BORTLES (2014-17)</b> .....	<b>1,271</b>
Byron Leftwich (2003-06) .....	789
<b>CHAD HENNE (2012-17)</b> .....	<b>513</b>
Blaine Gabbert (2011-13).....	414
Quinn Gray (2005-07).....	101
Steve Beuerlein (1995).....	71
Jonathan Quinn (1998-2001).....	66
Jay Fiedler (1999).....	61

### CONSECUTIVE GAMES WITH TD PASS

Blake Bortles (Sept. 13-Dec. 27, 2015).....	15
Mark Brunell (Oct. 7, 2001-Sept. 15, 2002).....	14
Byron Leftwich (Nov. 30, 2003-Oct. 24, 2004).....	12
<b>BLAKE BORTLES (Sept. 11-Nov. 27, 2016)</b> .....	<b>11</b>
Mark Brunell (Oct. 22-Dec. 23, 2000) .....	9
David Garrard (Dec. 17, 2006-Oct. 14, 2007) .....	8
Byron Leftwich (Sept. 25-Nov. 20, 2005) .....	8
Mark Brunell (Oct. 19-Dec. 7, 1997).....	8
Mark Brunell (Sept. 17-Nov. 12, 1995).....	8
<i>Two players tied</i> .....	7

### CONSECUTIVE GAMES WITH NO INTS

David Garrard (Sept. 9-Nov. 25, 2007) .....	8
David Garrard (Dec. 11, 2005-Nov. 5, 2006) .....	6
Mark Brunell (Oct. 11-Nov. 14, 1999) .....	5
Mark Brunell (Dec. 1, 1996-Sept. 22, 1997) .....	5
<i>Several players tied</i> .....	4

### CONSECUTIVE PASSES WITH NO INTS

David Garrard (Sept. 9-Nov. 25, 2007) .....	209
David Garrard (Dec. 4, 2005-Nov. 12, 2006) .....	175
Mark Brunell (Nov. 24, 1996-Sept. 28, 1997).....	172
David Garrard (Nov. 22-Dec. 17, 2009) .....	155
Mark Brunell (Oct. 3-Nov. 21, 1999).....	148

### PASSER RATING (MIN. 200 ATTEMPTS)

David Garrard (2002-10).....	85.8
Mark Brunell (1995-2003) .....	85.4
<b>BLAKE BORTLES (2014-17)</b> .....	<b>81.6</b>
Byron Leftwich (2003-06) .....	80.5
<b>CHAD HENNE (2012-17)</b> .....	<b>75.4</b>
Blaine Gabbert (2011-13).....	66.4

### COMPLETION % (MIN. 125 ATTEMPTS)

David Garrard (2002-10).....	61.64
Mark Brunell (1995-2003) .....	60.40
<b>BLAKE BORTLES (2014-17)</b> .....	<b>59.30</b>
Byron Leftwich (2003-06) .....	58.71
<b>CHAD HENNE (2012-17)</b> .....	<b>57.71</b>
Quinn Gray (2005-07).....	56.11
Blaine Gabbert (2011-13).....	53.28
Jonathan Quinn (1998-2001).....	52.80
Steve Beuerlein (1995) .....	50.00



# CAREER RECORDS

## RUSHING

### RUSHING YARDS

Fred Taylor (1998-2008).....	11,271
Maurice Jones-Drew (2006-13).....	8,071
James Stewart (1995-99).....	2,951
Mark Brunell (1995-2003).....	2,219
David Garrard (2002-10).....	1,746
Stacey Mack (1999-2002).....	1,498
<b>T.J. YELDON (2015-17).....</b>	<b>1,440</b>
Natrone Means (1996-97).....	1,330
Denard Robinson (2013-16).....	1,058
Rashad Jennings (2009-12).....	944

### CONSECUTIVE GAMES WITH RUSHING TD

Maurice Jones-Drew (Nov. 12-Dec. 31, 2006).....	8
Maurice Jones-Drew (Oct. 18-Nov. 22, 2009).....	5
Maurice Jones-Drew (Nov. 11-Dec. 2, 2007).....	4
Fred Taylor (Dec. 3-23, 2000).....	4
Fred Taylor (Dec. 13, 1999-Jan. 2, 2000).....	4
James Stewart (Nov. 21-Dec. 13, 1999).....	4
Fred Taylor (Nov. 1-22, 1998).....	4
Natrone Means (Nov. 9-30, 1997).....	4

### RUSHING ATTEMPTS

Fred Taylor (1998-2008).....	2,428
Maurice Jones-Drew (2006-13).....	1,804
James Stewart (1995-99).....	765
Mark Brunell (1995-2003).....	429
Natrone Means (1996-97).....	396
David Garrard (2002-10).....	380
Stacey Mack (1999-2002).....	372
<b>T.J. YELDON (2015-17).....</b>	<b>352</b>
Greg Jones (2004-12).....	270
Denard Robinson (2013-16).....	263

### RUSHING AVERAGE (MIN. 100 ATTEMPTS)

<b>BLAKE BORTLES (2014-17).....</b>	<b>6.31</b>
Mark Brunell (1995-2003).....	5.17
Fred Taylor (1998-2008).....	4.64
David Garrard (2002-10).....	4.59
Maurice Jones-Drew (2006-13).....	4.47
Rashad Jennings (2009-12).....	4.21
Jordan Todman (2012-14).....	4.05
Stacey Mack (1999-2002).....	4.03
Denard Robinson (2013-16).....	4.02

### RUSHING TOUCHDOWNS

Maurice Jones-Drew (2006-13).....	68
Fred Taylor (1998-2008).....	62
James Stewart (1995-99).....	33
Stacey Mack (1999-2002).....	19
David Garrard (2002-10).....	17
Mark Brunell (1995-2003).....	14
Natrone Means (1996-97).....	11
Greg Jones (2004-12).....	10
<b>LEONARD FOURNETTE (2017).....</b>	<b>8</b>
Byron Leftwich (2003-06).....	8
Several players tied.....	7

### 200-YARD RUSHING GAMES

Fred Taylor (1998-2008).....	1
------------------------------	---

### 100-YARD RUSHING GAMES

Fred Taylor (1998-2008).....	47
Maurice Jones-Drew (2006-13).....	27
James Stewart (1995-99).....	6
<b>LEONARD FOURNETTE (2017).....</b>	<b>5</b>
<b>T.J. YELDON (2015-17).....</b>	<b>3</b>
Stacey Mack (1999-2002).....	3
Denard Robinson (2013-16).....	2
Rashad Jennings (2009-12).....	2
Greg Jones (2004-12).....	2

### CONSECUTIVE 100-YARD GAMES

Fred Taylor (Oct. 16-Dec. 17, 2000).....	9
Maurice Jones-Drew (Oct. 31-Dec. 12, 2010).....	6
Fred Taylor (Nov. 25-Dec. 23, 2007).....	5
Maurice Jones-Drew (Dec. 15, 2011-Jan. 1, 2012).....	3
Fred Taylor (Nov. 14-28, 2004).....	3
Fred Taylor (Nov. 23-Dec. 7, 2003).....	3
Stacey Mack (Dec. 16-30, 2001).....	3



### LONGEST RUNS FROM SCRIMMAGE

<b>LEONARD FOURNETTE (Oct. 8, 2017 at Pit.).....</b>	<b>90t</b>
Maurice Jones-Drew (Nov. 1, 2009 at Ten.).....	80t
Fred Taylor (Dec. 9, 2007 vs. Car.).....	80t
Maurice Jones-Drew (Nov. 1, 2009 at Ten.).....	79t
Fred Taylor (Oct. 12, 1998 vs. Mia.).....	77t
Fred Taylor (Oct. 14, 2007 vs. Hou.).....	76
Fred Taylor (Dec. 10, 2006 vs. Ind.).....	76
<b>LEONARD FOURNETTE (Oct. 15, 2017 vs. LAR).....</b>	<b>75t</b>

### LONGEST RUSHING TDs

<b>LEONARD FOURNETTE (Oct. 8, 2017 at Pit.).....</b>	<b>90</b>
Maurice Jones-Drew (Nov. 1, 2009 at Ten.).....	80
Fred Taylor (Dec. 9, 2007 vs. Car.).....	80
Maurice Jones-Drew (Nov. 1, 2009 at Ten.).....	79
Fred Taylor (Oct. 12, 1998 vs. Mia.).....	77
<b>LEONARD FOURNETTE (Oct. 15, 2017 vs. LAR).....</b>	<b>75</b>



## RECEIVING

### RECEPTIONS

Jimmy Smith (1995-2005).....	862
Keenan McCardell (1996-2001).....	499
<b>MARCEDES LEWIS (2006-17).....</b>	<b>370</b>
Maurice Jones-Drew (2006-13).....	335
Fred Taylor (1998-2008).....	286
Kyle Brady (1999-2006).....	241
<b>ALLEN ROBINSON (2014-17).....</b>	<b>202</b>
Pete Mitchell (1995-2002).....	191
Reggie Williams (2004-08).....	189
<b>ALLEN HURNS (2014-17).....</b>	<b>179</b>

### CONSECUTIVE GAMES WITH RECEPTION

Jimmy Smith (Oct. 29, 1995-Dec. 17, 2000).....	86
Jimmy Smith (Sept. 9, 2001-Jan. 1, 2006).....	76
Maurice Jones-Drew (Dec. 10, 2006-Dec. 19, 2010).....	65
Keenan McCardell (Dec. 28, 1998-Jan. 6, 2002).....	49
Keenan McCardell (Sept. 1, 1996-Dec. 13, 1998).....	45
<b>ALLEN ROBINSON (Sept. 7, 2014-Sept. 10, 2017).....</b>	<b>43</b>
<b>ALLEN HURNS (Sept. 7, 2014-Oct. 27, 2016).....</b>	<b>38</b>
<b>MARCEDES LEWIS (Sept. 12, 2010-Sept. 9, 2012).....</b>	<b>32</b>
Ernest Wilford (Dec. 26, 2004-Dec. 3, 2006).....	30

### RECEIVING YARDS

Jimmy Smith (1995-2005).....	12,287
Keenan McCardell (1996-2001).....	6,393
<b>MARCEDES LEWIS (2006-16).....</b>	<b>4,449</b>
Maurice Jones-Drew (2006-13).....	2,873
<b>ALLEN ROBINSON (2014-17).....</b>	<b>2,848</b>
Kyle Brady (1999-2006).....	2,500
Fred Taylor (1998-2008).....	2,361
Cecil Shorts III (2011-14).....	2,343
Reggie Williams (2004-08).....	2,322
Matt Jones (2005-08).....	2,153

### CONSECUTIVE GAMES WITH REC. TD

<b>ALLEN HURNS (Sept. 27-Nov. 15, 2015).....</b>	<b>7</b>
<b>ALLEN ROBINSON (Nov. 29-Dec. 27, 2015).....</b>	<b>5</b>
Julius Thomas (Nov. 19-Dec. 13, 2015).....	4
<b>MARCEDES LEWIS (Dec. 1-22, 2013).....</b>	<b>4</b>
Cecil Shorts III (Nov. 8-Dec. 2, 2012).....	4
Reggie Williams (Dec. 9-30, 2007).....	4
Several players tied.....	3

### RECEIVING TOUCHDOWNS

Jimmy Smith (1995-2005).....	67
<b>MARCEDES LEWIS (2006-17).....</b>	<b>33</b>
Keenan McCardell (1996-2001).....	30
<b>ALLEN ROBINSON (2014-17).....</b>	<b>22</b>
<b>ALLEN HURNS (2014-17).....</b>	<b>21</b>
Reggie Williams (2004-08).....	18
Ernest Wilford (2004-10).....	15
Matt Jones (2005-08).....	15
Mike Sims-Walker (2008-11).....	14
Kyle Brady (1999-2006).....	13

### YARDS PER RECEPTION (MIN. 100 RECEPTIONS)

Jimmy Smith (1995-2005).....	14.25
<b>ALLEN HURNS (2014-17).....</b>	<b>14.10</b>
<b>ALLEN ROBINSON (2014-17).....</b>	<b>14.10</b>
Ernest Wilford (2004-10).....	13.86
Mike Sims-Walker (2008-11).....	13.49
Cecil Shorts III (2011-14).....	13.31
Matt Jones (2005-08).....	12.97
Keenan McCardell (1996-2001).....	12.81
<b>MARQUEE LEE (2014-17).....</b>	<b>12.70</b>

\*An active streak

# CAREER RECORDS

## RECEIVING



### 200-YARD RECEIVING GAMES

Jimmy Smith (1995-2005).....2

### 100-YARD RECEIVING GAMES

Jimmy Smith (1995-2005).....46  
 Keenan McCardell (1996-2001).....19  
**ALLEN ROBINSON (2014-17).....8**  
**ALLEN HURNS (2014-17).....8**  
 Cecil Shorts III (2011-14).....7  
 Matt Jones (2005-08).....6  
 Mike Sims-Walker (2008-10).....6  
 Justin Blackmon (2012-13).....3  
*Several players tied.....2*

### LONGEST RECEPTIONS

**ALLEN ROBINSON (Dec. 27, 2015 at N.O.).....90t**  
 Troy Edwards (Sept. 28, 2003 at Hou.).....84t  
 Justin Blackmon (Nov. 18, 2012 at Hou.).....81t  
**ALLEN HURNS (Dec. 13, 2015 vs. IND.).....80t**  
 Cecil Shorts III (Sept. 23, 2012 at Ind.).....80t  
 Reggie Williams (Nov. 4, 2007 at N.O.).....80t  
 Patrick Johnson (Sept. 15, 2002 at K.C.).....79t

### CONSECUTIVE 100-YARD GAMES

Jimmy Smith (Oct. 24-Nov. 14, 2004).....3  
 Jimmy Smith (Dec. 19, 1999-Jan. 2, 2000).....3  
 Jimmy Smith (Nov. 21-Dec. 2, 1999).....3  
 Jimmy Smith (Sept. 12-26, 1999).....3  
 Jimmy Smith (Nov. 29-Dec. 13, 1998).....3  
 Jimmy Smith (Nov. 9-23, 1997).....3  
 Jimmy Smith (Aug. 31-Sept. 22, 1997).....3  
*Several players tied.....2*

### LONGEST RECEIVING TDs

**ALLEN ROBINSON (Dec. 27, 2015 at N.O.).....90**  
 Troy Edwards (Sept. 28, 2003 at Hou.).....84  
 Justin Blackmon (Nov. 18, 2012 at Hou.).....81  
**ALLEN HURNS (Dec. 13, 2015 vs. IND.).....80**  
 Cecil Shorts III (Sept. 23, 2012 at Ind.).....80  
 Reggie Williams (Nov. 4, 2007 at N.O.).....80  
 Patrick Johnson (Sept. 15, 2002 at K.C.).....79  
 Fred Taylor (Nov. 1, 1998 at Bal.).....78  
**KEELAN COLE (Dec. 10, 2017 vs. Sea.).....75**

## YARDAGE

### SCRIMMAGE YARDS

Fred Taylor (1998-2008).....13,632  
 Jimmy Smith (1995-2005).....12,286  
 Maurice Jones-Drew (2006-13).....10,944  
 Keenan McCardell (1996-2001).....6,393  
**MARCEDES LEWIS (2006-17).....4,467**  
 James Stewart (1995-99).....3,804  
**ALLEN ROBINSON (2014-17).....2,848**  
 Kyle Brady (1999-2006).....2,500  
 Reggie Williams (2004-08).....2,366  
 Cecil Shorts III (2011-14).....2,339

### ALL-PURPOSE YARDS

Fred Taylor (1998-2008).....13,640  
 Maurice Jones-Drew (2006-13).....13,110  
 Jimmy Smith (1995-2005).....12,875  
 Keenan McCardell (1996-2001).....6,499  
**MARCEDES LEWIS (2006-17).....4,467**  
 James Stewart (1995-99).....3,793  
 Reggie Barlow (1996-2000).....3,687  
 Mike Thomas (2009-12).....3,276  
**ALLEN ROBINSON (2014-17).....2,848**  
 Kyle Brady (1999-2006).....2,567

## PUNTING

### PUNTS

Bryan Barker (1995-2000).....456  
 Chris Hanson (2001-06).....424  
 Bryan Anger (2012-15).....360  
 Adam Podlesh (2007-10).....229  
**BRAD NORTMAN (2016-17).....152**  
 Nick Harris (2011).....72  
 Mark Royals (2003).....45  
 Matt Turk (2011).....27  
 Steve Weatherford (2008).....21

### LONGEST PUNTS

Bryan Barker (Oct. 11, 1999 at N.Y. Jets).....83  
**BRAD NORTMAN (Oct. 2, 2016 vs. Ind.).....78**  
 Adam Podlesh (Oct. 28, 2007 at T.B.).....76  
 Chris Hanson (Nov. 20, 2005 at Ten.).....74  
 Bryan Anger (Oct. 4, 2012 vs. Det.).....73  
 Bryan Anger (Dec. 14, 2014 at Bal.).....69  
 Chris Hanson (Sept. 12, 2004 at Buf.).....69  
**BRAD NORTMAN (Dec. 18, 2016 at Hou.).....67**  
**BRAD NORTMAN (Sept. 11, 2016 vs. G.B.).....67**  
 Bryan Anger (Nov. 30, 2014 vs. N.Y. Giants).....66  
**BRAD NORTMAN (Dec. 17, 2017 vs. Hou.).....65**  
**BRAD NORTMAN (Sept. 11, 2016 vs. G.B.).....65**  
 Bryan Anger (Sept. 23, 2012 at Ind.).....66  
 Bryan Anger (Dec. 23, 2012 vs. N.E.).....65  
 Bryan Anger (Nov. 25, 2012 vs. Ten.).....65  
 Bryan Anger (Oct. 7, 2012 vs. Chi.).....65  
 Matt Turk (Sept. 11, 2011 vs. Ten.).....65

### PUNT YARDS

Bryan Barker (1995-2000).....19,849  
 Chris Hanson (2001-06).....18,190  
 Bryan Anger (2012-15).....16,855  
 Adam Podlesh (2007-10).....9,751  
**BRAD NORTMAN (2016-17).....6,932**  
 Nick Harris (2011).....3,075  
 Mark Royals (2003).....1,852  
 Matt Turk (2011).....1,072  
 Steve Weatherford (2008).....915

### INSIDE THE 20 (MIN. 100 PUNTS)

Bryan Barker (1995-2000).....151  
 Chris Hanson (2001-06).....136  
 Bryan Anger (2011-15).....113  
 Adam Podlesh (2007-10).....75



### GROSS AVERAGE (MIN. 100 PUNTS)

Bryan Anger (2012-15).....46.8  
**BRAD NORTMAN (2016-17).....45.6**  
 Bryan Barker (1995-2000).....43.5  
 Chris Hanson (2001-06).....42.9

### NET AVERAGE (MIN. 100 PUNTS)

Bryan Anger (2012-15).....40.5  
**BRAD NORTMAN (2016-17).....39.7**  
 Adam Podlesh (2007-10).....37.8  
 Bryan Barker (1995-2000).....37.2

### CONSECUTIVE PUNTS WITHOUT BLOCK

Bryan Barker (1995-2000).....456  
 Adam Podlesh (2007-10).....229  
 Chris Hanson (2001-03).....168

### FEWEST TOUCHBACKS (MIN. 100 PUNTS)

**BRAD NORTMAN (2016-17).....14**  
 Adam Podlesh (2007-10).....19  
 Bryan Anger (2012-15).....27  
 Bryan Barker (1995-2000).....43

# CAREER RECORDS

## RETURNS

### KICKOFF RETURNS

Maurice Jones-Drew (2006-13).....	79
Deji Karim (2010-11).....	77
Brian Witherspoon (2008-09).....	76
Reggie Barlow (1996-2000).....	70
Jordan Todman (2012-14).....	68
Willie Jackson (1995-97).....	58
David Allen (2003-04).....	52
Derrick Wimbush (2005-06).....	47
Elvis Joseph (2001-02).....	44
<b>COREY GRANT (2015-17).....</b>	<b>35</b>

### LONGEST KICKOFF RETURNS

<b>MARQISE LEE (Dec. 18, 2016 at Hou.).....</b>	<b>100t</b>
Maurice Jones-Drew (Nov. 4, 2007 at N.O.).....	100t
Alvis Whitted (Dec. 26, 1999 at Ten.).....	98t
Elvis Joseph (Nov. 18, 2001 at Pit.).....	85t
Maurice Jones-Drew (Dec. 10, 2006 vs. Ind.).....	93t
Reggie Barlow (Dec. 7, 1997 vs. N.E.).....	92t

### PUNT RETURN YARDS

Reggie Barlow (1996-2000).....	1,581
Alvin Pearman (2005-08).....	693
Mike Thomas (2009-12).....	620
David Allen (2003-04).....	468
<b>RASHAD GREENE SR. (2015-17).....</b>	<b>432</b>
Ace Sanders (2013-14).....	367
Chris Hudson (1995-98).....	348
Damon Gibson (2001-02).....	333
Bobby Shaw (2002).....	310
<b>JAYDON MICKENS (2017).....</b>	<b>274</b>



### KICKOFF RETURN YARDS

Maurice Jones-Drew (2006-12).....	2,054
Deji Karim (2010-11).....	1,900
Brian Witherspoon (2008-09).....	1,818
Jordan Todman (2012-14).....	1,762
Reggie Barlow (1996-2000).....	1,634
Willie Jackson (1995-97).....	1,206
Derrick Wimbush (2005-06).....	1,136
David Allen (2003-04).....	1,041
Elvis Joseph (2001-02).....	990
<b>COREY GRANT (2015-17).....</b>	<b>857</b>

### KICK RETURN AVERAGE (MIN. 50 RETURNS)

Maurice Jones-Drew (2006-13).....	26.00
Jordan Todman (2012-14).....	25.91
<b>COREY GRANT (2015-17).....</b>	<b>24.50</b>
Deji Karim (2010-11).....	24.68
Brian Witherspoon (2008-09).....	23.92
Reggie Barlow (1996-2000).....	23.34
Willie Jackson (1995-97).....	20.79

### PUNT RETURN AVERAGE (MIN. 25 RETURNS)

Bobby Shaw (2002).....	12.40
David Allen (2003-04).....	11.14
<b>RASHAD GREENE SR. (2015-17).....</b>	<b>11.08</b>
Chris Hudson (1995-98).....	10.88
Reggie Barlow (1996-2000).....	10.83
Jermaine Lewis (2003-04).....	9.71
Alvin Pearman (2005-08).....	8.56
Damon Gibson (2001-02).....	8.54
Mike Thomas (2009-12).....	8.27
Dennis Northcutt (2007-08).....	8.19

### PUNT RETURN TOUCHDOWNS

Reggie Barlow (1996-2000).....	2
<b>JAYDON MICKENS (2017).....</b>	<b>1</b>
<b>RASHAD GREENE (2015-17).....</b>	<b>1</b>
Mike Thomas (2009-12).....	1
Bobby Shaw (2002).....	1

### KICKOFF RETURN TOUCHDOWNS

Maurice Jones-Drew (2006-11).....	2
<b>MARQISE LEE (2014-2017).....</b>	<b>1</b>
Derrick Wimbush (2005-06).....	1
Jimmy Smith (1995-2005).....	1
Elvis Joseph (2001-02).....	1
Alvis Whitted (1998-2001).....	1
Reggie Barlow (1996-2000).....	1



### PUNT RETURNS

Reggie Barlow (1996-2000).....	146
Alvin Pearman (2005-08).....	81
Mike Thomas (2009-12).....	75
Ace Sanders (2013-14).....	57
David Allen (2003-04).....	42
<b>RASHAD GREENE SR. (2015-17).....</b>	<b>40</b>
Damon Gibson (2001-02).....	39
Chris Hudson (1995-98).....	32
Dennis Northcutt (2007-08).....	31
Jermaine Lewis (2003-04).....	28
Bobby Shaw (2002).....	25

### LONGEST PUNT RETURNS

Reggie Barlow (Sept. 13, 1998 vs. K.C.).....	85t
Mike Thomas (Dec. 18, 2010 at Ind.).....	78t
Reggie Barlow (Nov. 21, 1999 vs. N.O.).....	74t
<b>RASHAD GREENE SR. (Dec. 13, 2015 vs. Ind.).....</b>	<b>73t</b>
<b>JAYDON MICKENS (Dec. 10, 2017 vs. Sea.).....</b>	<b>72</b>
Bobby Shaw (Oct. 6, 2002 vs. Phi.).....	69t
<b>JAYDON MICKENS (Nov. 5, 2017 vs. Cin.).....</b>	<b>63t</b>

## DEFENSE

### INTERCEPTIONS

Rashean Mathis (2003-12).....	30
Aaron Beasley (1996-2001).....	15
Donovin Darius (1998-2006).....	14
Derek Cox (2009-12).....	12
<b>PAUL POSLUSZNY (2011-17).....</b>	<b>11</b>
Mike Peterson (2003-08).....	8
Chris Hudson (1995-98).....	8
<b>TELVIN SMITH (2014-17).....</b>	<b>7</b>
Reggie Nelson (2007-09).....	7
Deon Grant (2004-06).....	7
Marlon McCree (2001-03).....	7
Jason Craft (1999-2003).....	7

### LONGEST INTERCEPTION RETURNS

Aaron Beasley (Sept. 12, 1999 vs. S.F.).....	93t
Rashean Mathis (Oct. 5, 2008 vs. Pit.).....	72t
<b>TASHAUN GIPSON (Sept. 10, 2017 at Hou.).....</b>	<b>67</b>
Rashean Mathis (Sept. 21, 2008 at Ind.).....	61t
<b>PAUL POSLUSZNY (Oct. 13, 2013 at Den.).....</b>	<b>59t</b>
Dwayne Gratz (Dec. 28, 2014 at Hou.).....	55t
Rashean Mathis (Nov. 5, 2006 vs. Ten.).....	55
Scott Starks (Nov. 5, 2006 vs. Ten.).....	55t

### CONSECUTIVE GAMES WITH INT

Brian Williams (Oct. 14-Nov. 11, 2007).....	3
<b>JALEN RAMSEY (Dec. 3-10, 2017).....</b>	<b>2</b>
<b>JALEN RAMSEY (Dec. 18-24, 2016).....</b>	<b>2</b>
Geno Hayes (Dec. 5-15, 2013).....	2
Derek Cox (Oct. 7-21, 2012).....	2
Morgan Trent (Dec. 24, 2011-Jan. 1, 2012).....	2
Rashean Mathis (Dec. 31, 2006-Sept. 9, 2007).....	2
Gerald Sensabaugh (Dec. 3-10, 2006).....	2
Rashean Mathis (Sept. 10-18, 2006).....	2
Rashean Mathis (Oct. 16-30, 2005).....	2
Donovin Darius (Nov. 21-28, 2004).....	2
Mike Peterson (Nov. 23-30, 2003).....	2
Marlon McCree (Dec. 1-8, 2002).....	2
Marlon McCree (Nov. 10-17, 2002).....	2
Donovin Darius (Oct. 31-Nov. 7, 1999).....	2
Chris Hudson (Sept. 20-27, 1998).....	2
Chris Hudson (Nov. 2-9, 1997).....	2
James Williams (Nov. 26-Dec. 3, 1995).....	2

### INTs RETURNED FOR TOUCHDOWN

Rashean Mathis (2003-12).....	3
<b>TELVIN SMITH (2014-17).....</b>	<b>2</b>
Aaron Beasley (1996-2001).....	2
Several players tied.....	1



# CAREER RECORDS

## DEFENSE

### SACKS

Tony Brackens (1996-2003) .....	55.0
Joel Smeenge (1995-2000) .....	34.0
John Henderson (2002-09) .....	29.0
Paul Spicer (2001-08) .....	28.5
Kevin Hardy (1996-2001) .....	28.5
Gary Walker (1999-2001) .....	22.5
Marcus Stroud (2001-07) .....	22.0

### CONSECUTIVE GAMES WITH SACK

Tony Brackens (Nov. 11-Dec. 30, 2001) .....	8
<b>YANNICK NGAKOUE (Sept. 18-Oct. 16, 2016) .....</b>	<b>4</b>
Gary Walker (Oct. 18-Nov. 11, 2001) .....	4
Tony Brackens (Nov. 28-Dec. 19, 1999) .....	4
Kevin Hardy (Oct. 11-Nov. 7, 1999) .....	4
Tony Brackens (Sept. 22-Oct. 12, 1997) .....	4

### TACKLES

Daryl Smith (2004-12) .....	1,089
<b>PAUL POSLUSZNY (2011-17) .....</b>	<b>964</b>
Donovin Darius (1998-2006) .....	858
Mike Peterson (2003-08) .....	837
Kevin Hardy (1996-2001) .....	789
John Henderson (2002-09) .....	563
Rashean Mathis (2003-12) .....	554
Akin Ayodele (2002-05) .....	489

### TAKEAWAYS

Rashean Mathis (2003-12) .....	35
Donovin Darius (1998-2006) .....	20
Tony Brackens (1996-2003) .....	18
Aaron Beasley (1996-2001) .....	18



## FUMBLES

### FUMBLES

Mark Brunell (1995-2003) .....	51
David Garrard (2002-10) .....	44
<b>BLAKE BORTLES (2014-17) .....</b>	<b>37</b>
Fred Taylor (1998-2008) .....	25
Byron Leftwich (2003-06) .....	25
Maurice Jones-Drew (2006-13) .....	22
Blaine Gabbert (2011-13) .....	21

### FUMBLES LOST

David Garrard (2002-10) .....	21
Mark Brunell (1995-2003) .....	18
<b>BLAKE BORTLES (2014-17) .....</b>	<b>16</b>
Fred Taylor (1998-2008) .....	12
Maurice Jones-Drew (2006-13) .....	10
Byron Leftwich (2003-06) .....	10

### LONGEST FUMBLE RECOVERY RETURNS

Aaron Beasley (Nov. 8, 1998 vs. Cin.) .....	90t
Donovin Darius (Nov. 1, 1998 at Bal.) .....	83t
Daryl Smith (Oct. 14, 2007 vs. Hou.) .....	77t
Ainsley Battles (Dec. 3, 2001 vs. G.B.) .....	60t
<b>DANTE FOWLER JR. (Sept. 10, 2017 at Hou.) .....</b>	<b>53t</b>

### FORCED FUMBLES

Tony Brackens (1996-2003) .....	28
<b>YANNICK NGAKOUE (2016-17) .....</b>	<b>10</b>
Daryl Smith (2004-12) .....	9
Joel Smeenge (1995-2000) .....	9
Aaron Beasley (1996-2001) .....	8
Kevin Hardy (1996-2001) .....	8
Marcus Stroud (2001-07) .....	7
Donovin Darius (1998-2006) .....	7
Akin Ayodele (2002-05) .....	7

### OPPONENT FUMBLE RECOVERIES

Tony Brackens (1996-2003) .....	13
Donovin Darius (1998-2006) .....	6
Fernando Bryant (1999-2003) .....	6
Kevin Hardy (1996-2001) .....	6
Bryan Schwartz (1995-99) .....	6
Travis Davis (1995-98) .....	6



## BLOCKS

### BLOCKED FIELD GOALS

Marcus Stroud (2001-07) .....	2
Clyde Simmons (1996-97) .....	2
Tyson Alualu (2010-16) .....	1
Chris Clemons (2014-15) .....	1
Rashean Mathis (2003-10) .....	1
John Henderson (2002-09) .....	1

### BLOCKED PUNTS

Donovin Darius (1998-2006) .....	2
Dave Thomas (1995-99) .....	2

### BLOCKED FIELD GOAL RETURNS

Chris Hudson (Sept. 22, 1997 vs. Pit.) .....	1
Mickey Washington (Dec. 1, 1996 vs. Cin.) .....	1

### BLOCKED EXTRA POINTS

Sen'Derrick Marks (Nov. 20, 2016 at Det.) .....	1
Tony Brackens (Oct. 5, 1997 vs. Cin.) .....	1
Clyde Simmons (Sept. 22, 1996 at N.E.) .....	1

### BLOCKED PUNT RETURNS

Mike Harris (Dec. 30, 2012 at Ten.) .....	1
Zach Potter (Dec. 15, 2011 at Atl.) .....	1
Alvis Whitted (Nov. 1, 1998 at Bal.) .....	1
Jimmy Smith (Dec. 3, 1995 at Den.) .....	1

# SINGLE-SEASON RECORDS

## SCORING

### POINTS

Mike Hollis (1997) .....	134
Mike Hollis (1999) .....	130
Josh Scobee (2006) .....	119
Mike Hollis (1996) .....	117
Jason Myers (2016) .....	110
Jason Myers (2015) .....	110
Mike Hollis (1998) .....	108
Josh Scobee (2010) .....	107
Josh Scobee (2005) .....	107

### TOUCHDOWNS

Fred Taylor (1998) .....	17
Maurice Jones-Drew (2009) .....	16
Maurice Jones-Drew (2006) .....	16
<b>ALLEN ROBINSON (2015)</b> .....	<b>14</b>
Maurice Jones-Drew (2008) .....	14
Fred Taylor (2000) .....	14
James Stewart (1999) .....	13
Maurice Jones-Drew (2011) .....	11
Several players tied .....	10

### FIELD GOALS

Mike Hollis (1999) .....	31
Mike Hollis (1997) .....	31
Mike Hollis (1996) .....	30
Jason Myers (2016) .....	27
Jason Myers (2015) .....	26
Josh Scobee (2006) .....	26
Josh Scobee (2012) .....	25
Josh Scobee (2000) .....	24
Mike Hollis (2000) .....	24

### FIELD GOAL % (MIN. 25 ATTEMPTS)

Mike Hollis (2000) .....	92.3
Josh Scobee (2013) .....	92.0
Josh Scobee (2011) .....	92.0
Josh Scobee (2012) .....	89.3
Jason Myers (2015) .....	86.7
Mike Hollis (1997) .....	86.1
Mike Hollis (1996) .....	83.3
Mike Hollis (1999) .....	81.6
Josh Scobee (2006) .....	81.3
Mike Hollis (1998) .....	80.8

### EXTRA POINTS

Mike Hollis (1998) .....	45
Josh Scobee (2010) .....	41
Josh Scobee (2006) .....	41
Mike Hollis (1997) .....	41
Josh Scobee (2005) .....	38
Mike Hollis (1999) .....	37
Josh Scobee (2008) .....	33
Mike Hollis (2000) .....	33
Jason Myers (2015) .....	32
Several players tied .....	30



## PASSING

### PASSING YARDS

<b>BLAKE BORTLES (2015)</b> .....	<b>4,428</b>
Mark Brunell (1996) *Led NFL* .....	4,367
<b>BLAKE BORTLES (2016)</b> .....	<b>3,925</b>
Mark Brunell (2000) .....	3,640
David Garrard (2008) .....	3,620
David Garrard (2009) .....	3,597
Mark Brunell (2001) .....	3,309
Mark Brunell (1997) .....	3,281
Chad Henne (2013) .....	3,241
<b>BLAKE BORTLES (2017)</b> .....	<b>3,147</b>

### PASS ATTEMPTS

<b>BLAKE BORTLES (2016)</b> .....	<b>625</b>
<b>BLAKE BORTLES (2015)</b> .....	<b>606</b>
Mark Brunell (1996) .....	557
David Garrard (2008) .....	535
David Garrard (2009) .....	516
Mark Brunell (2000) .....	512
Chad Henne (2013) .....	503
<b>BLAKE BORTLES (2014)</b> .....	<b>475</b>
Mark Brunell (2001) .....	473
Mark Brunell (1999) .....	441

### PASS COMPLETIONS

<b>BLAKE BORTLES (2016)</b> .....	<b>368</b>
<b>BLAKE BORTLES (2015)</b> .....	<b>355</b>
Mark Brunell (1996) .....	353
David Garrard (2008) .....	335
David Garrard (2009) .....	314
Mark Brunell (2000) .....	311
Chad Henne (2013) .....	305
Mark Brunell (2001) .....	289
<b>BLAKE BORTLES (2014)</b> .....	<b>280</b>
<b>BLAKE BORTLES (2017)</b> .....	<b>268</b>

### TOUCHDOWN PASSES

<b>BLAKE BORTLES (2015)</b> .....	<b>35</b>
<b>BLAKE BORTLES (2016)</b> .....	<b>23</b>
David Garrard (2010) .....	23
Mark Brunell (2000) .....	20
Mark Brunell (1998) .....	20
<b>BLAKE BORTLES (2017)</b> .....	<b>19</b>
Mark Brunell (2001) .....	19
Mark Brunell (1996) .....	19
David Garrard (2007) .....	18
Mark Brunell (1997) .....	18

### INTERCEPTIONS

Mark Brunell (1996) .....	20
<b>BLAKE BORTLES (2015)</b> .....	<b>18</b>
<b>BLAKE BORTLES (2014)</b> .....	<b>17</b>
<b>BLAKE BORTLES (2016)</b> .....	<b>16</b>
Byron Leftwich (2003) .....	16
David Garrard (2010) .....	15
Chad Henne (2013) .....	14
Mark Brunell (2000) .....	14
David Garrard (2008) .....	13
Mark Brunell (2001) .....	13

### INTERCEPTION % (MIN. 300 ATTEMPTS)

David Garrard (2007) .....	0.92
Mark Brunell (1997) .....	1.61
Byron Leftwich (2005) .....	1.66
Mark Brunell (2002) .....	1.68
<b>BLAKE BORTLES (2017)</b> .....	<b>1.80</b>
David Garrard (2009) .....	1.94
Mark Brunell (1995) .....	2.02
Mark Brunell (1999) .....	2.04
Byron Leftwich (2004) .....	2.27
David Garrard (2008) .....	2.43

### COMPLETION % (MIN. 300 ATTEMPTS)

David Garrard (2010) .....	64.48
David Garrard (2007) .....	64.00
Mark Brunell (1996) .....	63.38
David Garrard (2008) .....	62.62
Mark Brunell (2001) .....	61.10
<b>BLAKE BORTLES (2017)</b> .....	<b>61.00</b>
David Garrard (2009) .....	60.85
Mark Brunell (2000) .....	60.74
Mark Brunell (1997) .....	60.69
Chad Henne (2013) .....	60.64

### PASSER RATING (MIN. 300 ATTEMPTS)

David Garrard (2007) .....	102.2
Mark Brunell (1997) .....	91.2
David Garrard (2010) .....	90.8
Mark Brunell (1998) .....	89.9
<b>BLAKE BORTLES (2017)</b> .....	<b>89.7</b>
Byron Leftwich (2005) .....	89.3
<b>BLAKE BORTLES (2015)</b> .....	<b>88.2</b>
<b>BLAKE BORTLES (2016)</b> .....	<b>85.8</b>
Mark Brunell (2002) .....	85.7
Mark Brunell (2001) .....	84.1

### AVG. GAIN PER ATTEMPT (MIN. 300 ATTEMPTS)

Mark Brunell (1996) *Led NFL* .....	7.84
David Garrard (2007) .....	7.72
Mark Brunell (1997) .....	7.54
David Garrard (2010) .....	7.47
Mark Brunell (1998) .....	7.35
<b>BLAKE BORTLES (2015)</b> .....	<b>7.31</b>
<b>BLAKE BORTLES (2017)</b> .....	<b>7.20</b>
Mark Brunell (2000) .....	7.11
Byron Leftwich (2005) .....	7.03
Mark Brunell (2001) .....	7.00

### 400-YARD PASSING GAMES

Mark Brunell (1996) .....	2
---------------------------	---

### 300-YARD PASSING GAMES

Blake Bortles (2015) .....	6
Mark Brunell (1996) .....	6
<b>BLAKE BORTLES (2016)</b> .....	<b>5</b>
Several players tied .....	3

# SINGLE-SEASON RECORDS

## RUSHING

### RUSHING YARDS

Maurice Jones-Drew (2011) *Led NFL*	1,606
Fred Taylor (2003)	1,572
Fred Taylor (2000)	1,399
Maurice Jones-Drew (2009)	1,391
Maurice Jones-Drew (2010)	1,324
Fred Taylor (2002)	1,314
Fred Taylor (2004)	1,224
Fred Taylor (1998)	1,223
Fred Taylor (2007)	1,202
Fred Taylor (2006)	1,146

### RUSHING ATTEMPTS

Fred Taylor (2003)	345
Maurice Jones-Drew (2011)	343
Maurice Jones-Drew (2009)	312
Maurice Jones-Drew (2010)	299
Fred Taylor (2000)	292
Fred Taylor (2002)	287
Fred Taylor (1998)	264
Fred Taylor (2004)	260
James Stewart (1999)	249
Natrone Means (1997)	244

### RUSHING TOUCHDOWNS

Maurice Jones-Drew (2009)	15
Fred Taylor (1998)	14
Maurice Jones-Drew (2006)	13
James Stewart (1999)	13
Maurice Jones-Drew (2008)	12
Fred Taylor (2000)	12
Maurice Jones-Drew (2007)	9
Stacey Mack (2002)	9
Stacey Mack (2001)	9
Natrone Means (1997)	9

### RUSHING AVERAGE (MIN. 150 ATTEMPTS)

Maurice Jones-Drew (2006)	5.67
Fred Taylor (2007)	5.39
Fred Taylor (2006)	4.96
Fred Taylor (2000)	4.79
Fred Taylor (2004)	4.71
Maurice Jones-Drew (2011)	4.68
Fred Taylor (1998)	4.63
Maurice Jones-Drew (2007)	4.60
Fred Taylor (1999)	4.60
Fred Taylor (2002)	4.58

### 200-YARD RUSHING GAMES

Fred Taylor (2000)	1
--------------------	---



### 100-YARD RUSHING GAMES

Fred Taylor (2000)	9
Maurice Jones-Drew (2010)	7
Fred Taylor (2003)	7
Maurice Jones-Drew (2011)	6
Fred Taylor (1998)	6
LEONARD FOURNETTE (2017)	5
Maurice Jones-Drew (2009)	5
Fred Taylor (2007)	5
Fred Taylor (2004)	5
Fred Taylor (2002)	5
Fred Taylor (2006)	4

## RECEIVING

### RECEPTIONS

Jimmy Smith (1999) *Led NFL*	116
Jimmy Smith (2001)	112
Keenan McCardell (2000)	94
Keenan McCardell (2001)	93
Jimmy Smith (2000)	91
Keenan McCardell (1997)	85
Keenan McCardell (1996)	85
Jimmy Smith (1996)	83
Jimmy Smith (1997)	82
Several players tied	80

### RECEIVING YARDS

Jimmy Smith (1999)	1,636
ALLEN ROBINSON (2015)	1,400
Jimmy Smith (2001)	1,373
Jimmy Smith (1997)	1,324
Jimmy Smith (1996)	1,244
Jimmy Smith (2000)	1,213
Keenan McCardell (2000)	1,207
Jimmy Smith (1998)	1,182
Jimmy Smith (2004)	1,172
Keenan McCardell (1997)	1,164
Keenan McCardell (1996)	1,129
Keenan McCardell (2001)	1,110
ALLEN HURNS (2015)	1,031
Jimmy Smith (2002)	1,027
Jimmy Smith (2005)	1,023

### YARDS PER RECEPTION (MIN. 50 RECEPTIONS)

Cecil Shorts III (2012)	17.80
ALLEN ROBINSON (2015)	17.50
Jimmy Smith (1997)	16.15
ALLEN HURNS (2015)	16.11
Jimmy Smith (2004)	15.84
Jimmy Smith (1998)	15.15
Jimmy Smith (1996)	14.99

### RECEIVING TOUCHDOWNS

ALLEN ROBINSON (2015) *Led NFL*	14
Allen Hurns (2015)	10
MARCEDES LEWIS (2010)	10
Reggie Williams (2007)	10
Jimmy Smith (2001)	8
Jimmy Smith (2000)	8
Jimmy Smith (1998)	8

### 100-YARD RECEIVING GAMES

Jimmy Smith (1999)	9
ALLEN ROBINSON (2015)	6
Jimmy Smith (2001)	6
Jimmy Smith (1997)	6
Keenan McCardell (2000)	5
Jimmy Smith (2000)	5
Jimmy Smith (1998)	5



### 200-YARD RECEIVING GAMES

Justin Blackmon (2012)	1
Jimmy Smith (2000)	1
Jimmy Smith (1999)	1
Keenan McCardell (1996)	1

## YARDAGE

### SCRIMMAGE YARDS

Maurice Jones-Drew (2011)	1,980
Fred Taylor (2003)	1,942
Maurice Jones-Drew (2009)	1,765
Fred Taylor (2002)	1,722
Fred Taylor (1998)	1,644
Maurice Jones-Drew (2010)	1,641
Fred Taylor (2000)	1,639
Jimmy Smith (1999)	1,636
Fred Taylor (2004)	1,569
ALLEN ROBINSON (2015)	1,400

### ALL-PURPOSE YARDS

Maurice Jones-Drew (2006)	2,250
Maurice Jones-Drew (2007)	2,014
Maurice Jones-Drew (2011)	1,964
Fred Taylor (2003)	1,942
Maurice Jones-Drew (2009)	1,881
Maurice Jones-Drew (2008)	1,739
Fred Taylor (2002)	1,722
Fred Taylor (1998)	1,653
Maurice Jones-Drew (2010)	1,641
Fred Taylor (2000)	1,638



# SINGLE-SEASON RECORDS

## PUNTING

### PUNTS

Bryan Anger (2013)	95
Bryan Anger (2014)	94
Bryan Anger (2012)	91
Bryan Barker (1998)	85
Chris Hanson (2004)	84
Chris Hanson (2005)	82
Chris Hanson (2001)	82
Bryan Barker (1995)	82
Chris Hanson (2002)	81
Bryan Anger (2015)	80

### GROSS AVERAGE (MIN. 50 PUNTS)

Bryan Anger (2012) *NFL rookie record*	47.8
Bryan Anger (2014)	47.5
<b>BRAD NORTMAN (2016)</b>	<b>46.6</b>
Bryan Anger (2015)	46.3
Bryan Anger (2013)	45.7
Bryan Barker (1998)	45.0
Bryan Barker (1997)	44.9

### NET AVERAGE (MIN. 50 PUNTS)

Bryan Anger (2012) *NFL rookie record*	40.8
Bryan Anger (2013)	40.5
<b>BRAD NORTMAN (2017)</b>	<b>39.9</b>
Bryan Anger (2014)	39.6
<b>BRAD NORTMAN (2016)</b>	<b>39.5</b>
Bryan Anger (2015)	39.5
Adam Podlesh (2010)	39.2

### INSIDE THE 20 (MIN. 50 PUNTS)

Chris Hanson (2005)	33
Bryan Barker (1999)	32
Bryan Anger (2013)	31
Bryan Anger (2012)	31
Bryan Barker (2000)	29
Chris Hanson (2004)	28
Bryan Barker (1998)	28

### TOUCHBACKS (MIN. 50 PUNTS)

Adam Podlesh (2007)	2
Bryan Anger (2015)	4
Several players tied	5



### KICKOFF RETURNS

Brian Witherspoon (2008)	52
Deji Karim (2010)	50
David Allen (2003)	41
Derrick Wimbush (2005)	39
Jordan Todman (2014)	38
Shyrone Stith (2000)	33
Willie Jackson (1997)	32
Maurice Jones-Drew (2007)	31
Maurice Jones-Drew (2006)	31
Reggie Barlow (1998)	30

### KICKOFF RETURN TOUCHDOWNS

<b>MARQISE LEE (2016)</b>	<b>1</b>
Maurice Jones-Drew (2007)	1
Several players tied	1

### PUNT RETURNS

Alvin Pearman (2005)	49
Reggie Barlow (1998)	43
Damon Gibson (2001)	38
Reggie Barlow (1999)	38
Reggie Barlow (1997)	36
Mike Thomas (2010)	34
Ace Sanders (2014)	32
Chris Hudson (2006)	32
Chris Hudson (1996)	32
Reggie Barlow (2000)	29

### PUNT RETURN AVERAGE (MIN. 15 RETURNS)

<b>RASHAD GREENE SR. (2015)</b>	<b>16.72</b>
Reggie Barlow (1998)	12.91
Bobby Shaw (2002)	12.40
David Allen (2003)	12.00
<b>JAYDON MICKENS (2017)</b>	<b>11.90</b>
Reggie Barlow (1997)	11.44
Brian Witherspoon (2008)	11.29
Reggie Barlow (1999)	10.89
Chris Hudson (1996)	10.88
Mike Thomas (2010)	10.53

## RETURNS

### KICKOFF RETURN YARDS

Brian Witherspoon (2008)	1,250
Deji Karim (2010)	1,248
Jordan Todman (2014)	972
Derrick Wimbush (2005)	955
Maurice Jones-Drew (2006)	860
David Allen (2003)	831
Maurice Jones-Drew (2007)	811
Shyrone Stith (2000)	785
Reggie Barlow (1998)	747
Jordan Todman (2013)	712

### KICKOFF RETURN AVERAGE (MIN. 25 RETURNS)

Maurice Jones-Drew (2006)	27.74
Jordan Todman (2013)	27.38
Maurice Jones-Drew (2007)	26.16
Jordan Todman (2014)	25.58
Deji Karim (2010)	24.96
Reggie Barlow (1998)	24.90
Mike Thomas (2009)	24.77
Derrick Wimbush (2005)	24.49

### PUNT RETURN YARDS

Reggie Barlow (1998)	555
Reggie Barlow (1999)	414
Reggie Barlow (1997)	412
Alvin Pearman (2005)	410
Mike Thomas (2010)	358
Chris Hudson (1996)	348
Damon Gibson (2001)	333
David Allen (2003)	324
Bobby Shaw (2002)	310
Rashad Greene (2015)	301

### PUNT RETURN TOUCHDOWNS

<b>JAYDON MICKENS (2017)</b>	<b>1</b>
<b>RASHAD GREENE SR. (2015)</b>	<b>1</b>
Mike Thomas (2010)	1
Bobby Shaw (2002)	1
Reggie Barlow (1999)	1
Reggie Barlow (1998)	1

## DEFENSE

### INTERCEPTIONS

Rashean Mathis (2006)	8
<b>A.J. BOUYE (2017)</b>	<b>6</b>
Marlon McCree (2002)	6
Aaron Beasley (1999)	6
Reggie Nelson (2007)	5
Rashean Mathis (2005)	5
Donovin Darius (2004)	5
Rashean Mathis (2004)	5
Deon Figures (1997)	5
Several players tied	4

### INTs RETURNED FOR TOUCHDOWN

Rashean Mathis (2008)	2
Aaron Beasley (1999)	2
Several players tied	1

### SACKS

<b>CALAIS CAMPBELL (2017)</b>	<b>14.5</b>
Tony Brackens (1999)	12.0
<b>YANNICK NGAKOUÉ (2017)</b>	<b>11.0</b>
Tony Brackens (2001)	11.0
Kevin Hardy (1999)	10.5
Bobby McCray (2006)	10.0
Gary Walker (1999)	10.0

### TACKLES

<b>PAUL POSLUSZNY (2012)</b>	<b>231</b>
Hardy Nickerson (2001)	230
Russell Allen (2012)	201
<b>PAUL POSLUSZNY (2011)</b>	<b>192</b>
Mike Peterson (2005)	190
Wali Rainer (2002)	188
Kevin Hardy (1998)	186
Mike Peterson (2004)	178



# SINGLE-SEASON RECORDS

## DEFENSE & FUMBLES

### TAKEAWAYS

Donovin Darius (2004).....	9
Rashean Mathis (2006).....	8
Marlon McCree (2002).....	6
Aaron Beasley (1999).....	6

### FORCED FUMBLES

Tony Brackens (1999).....	8
<b>YANNICK NGAKOUE (2017)</b> .....	6
Tony Brackens (1997).....	6

### FUMBLES

<b>BLAKE BORTLES (2015)</b> .....	14
Blaine Gabbert (2011).....	14
David Garrard (2009).....	14
Mark Brunell (1996).....	13
David Garrard (2010).....	11
Byron Leftwich (2003).....	11

### OPPONENT FUMBLE RECOVERIES

Donovin Darius (2004).....	4
Bryan Schwartz (1998).....	4

### FUMBLES LOST

David Garrard (2009).....	8
<b>Blake Bortles (2016)</b> .....	6
Byron Leftwich (2003).....	6
Blake Bortles (2015).....	5
Blaine Gabbert (2011).....	5
David Garrard (2010).....	4
<i>Several players tied</i> .....	3

# SINGLE-GAME RECORDS

## SCORING

### POINTS

James Stewart (Oct. 12, 1997 vs. Phi.).....	30
Maurice Jones-Drew (Dec. 11, 2011 vs. T.B.).....	24
Fred Taylor (Nov. 19, 2000 at Pit.).....	24
<i>Several players tied</i> .....	18

### FIELD GOALS

Josh Scobee (Oct. 10, 2010 at Buf.).....	5
Josh Scobee (Nov. 25, 2007 vs. Buf.).....	5
Mike Hollis (Sept. 10, 2000 at Bal.).....	5
Mike Hollis (Nov. 30, 1997 vs. Bal.).....	5
Mike Hollis (Dec. 1, 1996 vs. Cin.).....	5
<i>Several players tied</i> .....	4

### TOUCHDOWNS

James Stewart (Oct. 12, 1997 vs. Phi.).....	5
Maurice Jones-Drew (Dec. 11, 2011 vs. T.B.).....	4
Fred Taylor (Nov. 19, 2000 at Pit.).....	4
<i>Several players tied</i> .....	3

### EXTRA POINTS

Josh Scobee (Dec. 23, 2007 vs. Oak.).....	7
Mike Hollis (Dec. 3, 2000 vs. Cle.).....	6
Mike Hollis (Nov. 1, 1998 at Bal.).....	6
<i>Several players tied</i> .....	5



## PASSING

### PASSING YARDS

Mark Brunell (Sept. 22, 1996 at N.E.).....	432
Mark Brunell (Oct. 20, 1996 at STL).....	421
Mark Brunell (Sept. 10, 2000 at Bal.).....	386
<b>BLAKE BORTLES (Nov. 8, 2015 at NYJ)</b> .....	381
Mark Brunell (Sept. 20, 1998 vs. Bal.).....	376
<b>BLAKE BORTLES (Dec. 27, 2015 at N.O.)</b> .....	368
Byron Leftwich (Oct. 10, 2004 at S.D.).....	357
Mark Brunell (Dec. 1, 1996 vs. Cin.).....	356
Chad Henne (Nov. 18, 2012 at Hou.).....	354
Quinn Gray (Nov. 4, 2007 at N.O.).....	354
Mark Brunell (Nov. 10, 1996 vs. Bal.).....	354

### PASSING TDs

<b>BLAKE BORTLES (Dec. 6, 2015 at Ten.)</b> .....	5
<b>BLAKE BORTLES (Sept. 24, 2017 vs. Bal.)</b> .....	4
<b>BLAKE BORTLES (Oct. 11, 2015 at T.B.)</b> .....	4
<b>CHAD HENNE (Nov. 18, 2012 at Hou.)</b> .....	4
David Garrard (Oct. 31, 2010 at Dal.).....	4
Quinn Gray (Dec. 30, 2007 at Hou.).....	4
Mark Brunell (Nov. 29, 1998 at Cin.).....	4
<i>Several players tied</i> .....	3

### PASS ATTEMPTS

<b>BLAKE BORTLES (Oct. 27, 2016 vs. Ten.)</b> .....	54
Byron Leftwich (Oct. 10, 2004 at S.D.).....	54
<b>BLAKE BORTLES (Oct. 18, 2015 vs. Hou.)</b> .....	53
Mark Brunell (Oct. 20, 1996 at STL).....	52
<b>BLAKE BORTLES (Nov. 12, 2017 vs. LAC)</b> .....	51
<b>CHAD HENNE (Dec. 29, 2013 at Ind.)</b> .....	51
<b>CHAD HENNE (Dec. 23, 2012 vs. N.E.)</b> .....	51
<b>BLAKE BORTLES (Oct. 4, 2015 at Ind.)</b> .....	50
Mark Brunell (Sept. 10, 2000 at Bal.).....	50
<b>BLAKE BORTLES (Nov. 29, 2015 vs. S.D.)</b> .....	49
Blaine Gabbert (Oct. 28, 2012 at G.B.).....	49

### INTERCEPTIONS

Mark Brunell (Oct. 20, 1996 at STL).....	5
Luke McCown (Sept. 18, 2011 at NYJ).....	4
David Garrard (Sept. 19, 2010 at S.D.).....	4
David Garrard (Nov. 12, 2006 vs. Hou.).....	4
<i>Several players tied</i> .....	3

### AVG. GAIN PER ATTEMPT (MIN. 20 ATTEMPTS)

David Garrard (Oct. 21, 2010 at Dal.).....	12.38
Rob Johnson (Aug. 31, 1997 at Bal.).....	12.25
Byron Leftwich (Oct. 5, 2003 vs. S.D.).....	12.00
Mark Brunell (Nov. 1, 1998 at Bal.).....	11.85
Mark Brunell (Nov. 21, 1999 vs. N.O.).....	11.70
Mark Brunell (Sept. 22, 1996 at N.E.).....	11.08

### PASS COMPLETIONS

Mark Brunell (Oct. 20, 1996 at STL).....	37
Byron Leftwich (Oct. 10, 2004 at S.D.).....	36
<b>BLAKE BORTLES (Oct. 27, 2016 at Ten.)</b> .....	33
<b>BLAKE BORTLES (Oct. 12, 2014 at Ten.)</b> .....	32
<b>BLAKE BORTLES (Nov. 13, 2016 vs. Hou.)</b> .....	32
<b>BLAKE BORTLES (Nov. 29, 2015 vs. S.D.)</b> .....	30
<b>BLAKE BORTLES (Oct. 18, 2015 vs. Hou.)</b> .....	30
<b>CHAD HENNE (Dec. 29, 2013 at Ind.)</b> .....	30
David Garrard (Oct. 18, 2009 vs. STL).....	30
Mark Brunell (Oct. 15, 1995 vs. Chi.).....	30

### COMPLETION % (MIN. 20 ATTEMPTS)

Mark Brunell (Sept. 7, 2003 at Car.).....	85.2
Mark Brunell (Oct. 29, 2000 at Dal.).....	83.3
Rob Johnson (Aug. 31, 1997 at Bal.).....	83.3
David Garrard (Dec. 2, 2007 at Ind.).....	82.8
David Garrard (Oct. 31, 2010 at Dal.).....	81.0
David Garrard (Oct. 10, 2010 at Buf.).....	80.0
Mark Brunell (Oct. 6, 1996 at N.O.).....	80.0

# SINGLE-GAME RECORDS

## RUSHING

### RUSHING YARDS

Fred Taylor (Nov. 19, 2000 at Pit.)	234
Fred Taylor (Dec. 21, 2003 vs. N.O.)	194
Maurice Jones-Drew (Dec. 5, 2010 at Ten.)	186
Fred Taylor (Dec. 6, 1998 vs. Det.)	183
<b>LEONARD FOURNETTE (Oct. 8, 2017 at Pit.)</b>	<b>181</b>
Fred Taylor (Dec. 3, 2000 vs. Cle.)	181
Maurice Jones-Drew (Sept. 23, 2012 at Ind.)	177
Maurice Jones-Drew (Nov. 1, 2009 at Ten.)	177
Maurice Jones-Drew (Jan. 1, 2012 vs. Ind.)	169
Maurice Jones-Drew (Dec. 10, 2006 vs. Ind.)	166

### RUSHING TOUCHDOWNS

James Stewart (Oct. 12, 1997 vs. Phi.)	5
Maurice Jones-Drew (Oct. 18, 2009 vs. STL)	3
Maurice Jones-Drew (Sept. 27, 2009 at Hou.)	3
Fred Taylor (Dec. 3, 2000 vs. Cle.)	3
Fred Taylor (Nov. 19, 2000 at Pit.)	3
Fred Taylor (Nov. 15, 1998 vs. T.B.)	3
Several players tied	2

### RUSHING ATTEMPTS

Fred Taylor (Dec. 21, 2003 vs. N.O.)	34
Maurice Jones-Drew (Oct. 18, 2009 vs. STL)	33
Fred Taylor (Nov. 23, 2003 at NYJ)	32
Fred Taylor (Dec. 17, 2000 at Cin.)	32
Fred Taylor (Dec. 6, 1998 vs. Det.)	32
Maurice Jones-Drew (Dec. 5, 2010 at Ten.)	31
Fred Taylor (Oct. 29, 2000 at Dal.)	31
Several players tied	30

### RUSHING AVERAGE (MIN. 10 ATTEMPTS)

Maurice Jones-Drew (Dec. 10, 2006 vs. Ind.)	11.07
Maurice Jones-Drew (Oct. 14, 2007 vs. Hou.)	10.42
Fred Taylor (Oct. 31, 1999 at Cin.)	8.53
Maurice Jones-Drew (Sept. 24, 2006 at Ind.)	7.92
Stacey Mack (Dec. 30, 2001 vs. K.C.)	7.81
Fred Taylor (Nov. 19, 2000 at Pit.)	7.80
Fred Taylor (Oct. 30, 2005 at STL)	7.50
Fred Taylor (Dec. 19, 2004 at G.B.)	7.50



## RECEIVING & YARDAGE

### RECEPTIONS

Keenan McCardell (Oct. 20, 1996 at STL)	16
Jimmy Smith (Sept. 10, 2000 at Bal.)	15
Justin Blackmon (Oct. 13, 2013 at Den.)	14
Jimmy Smith (Jan. 2, 2000 vs. Cin.)	14
<b>ALLEN HURNS (Oct. 4, 2015 at Ind.)</b>	<b>11</b>
Keenan McCardell (Dec. 23, 2000 at NYG)	11
Keenan McCardell (Oct. 1, 2000 vs. Pit.)	11
Keenan McCardell (Dec. 7, 1997 vs. N.E.)	11
Several players tied	10

### RECEIVING YARDS

Jimmy Smith (Sept. 10, 2000 at Bal.)	291
Justin Blackmon (Nov. 18, 2012 at Hou.)	236
Keenan McCardell (Oct. 20, 1996 at STL)	232
Jimmy Smith (Nov. 21, 1999 vs. N.O.)	220
Justin Blackmon (Oct. 13, 2013 at Den.)	190
<b>KEELAN COLE (Dec. 17, 2017 vs. Hou.)</b>	<b>186</b>
Jimmy Smith (Jan. 2, 2000 vs. Cin.)	165
Jimmy Smith (Sept. 22, 1997 vs. Pit.)	164
Jimmy Smith (Dec. 1, 1996 vs. Cin.)	162
Pete Mitchell (Nov. 19, 1995 at T.B.)	161



### RECEIVING TDs

<b>MARCEDES LEWIS (Sept. 24, 2017 vs. Bal.)</b>	<b>3</b>
<b>ALLEN ROBINSON (Dec. 6, 2015 at Ten.)</b>	<b>3</b>
Jimmy Smith (Sept. 10, 2000 at Bal.)	3
Several players tied	2

### SCRIMMAGE YARDS

Jimmy Smith (Sept. 10, 2000 at Bal.)	291
Fred Taylor (Nov. 19, 2000 at Pit.)	248
Fred Taylor (Sept. 29, 2002 vs. NYJ)	237
Justin Blackmon (Nov. 18, 2012 at Hou.)	236
Keenan McCardell (Oct. 20, 1996 at STL)	232
Fred Taylor (Dec. 21, 2003 at N.O.)	225
Maurice Jones-Drew (Nov. 21, 2010 vs. Cle.)	220
Jimmy Smith (Nov. 21, 1999 vs. N.O.)	220
Fred Taylor (Sept. 20, 1998 vs. Bal.)	213
Fred Taylor (Dec. 6, 1998 vs. Det.)	206

### ALL-PURPOSE YARDS

Maurice Jones-Drew (Dec. 10, 2006 vs. Ind.)	303
Jimmy Smith (Sept. 10, 2000 at Bal.)	291
Maurice Jones-Drew (Oct. 14, 2007 vs. Hou.)	260
Fred Taylor (Nov. 19, 2000 at Pit.)	248
Maurice Jones-Drew (Sept. 24, 2006 at Ind.)	244
Fred Taylor (Sept. 29, 2002 vs. NYJ)	237
Justin Blackmon (Nov. 18, 2012 at Hou.)	236
Keenan McCardell (Oct. 20, 1996 at STL)	232
Fred Taylor (Dec. 21, 2003 vs. N.O.)	225
Several players tied	220

### YARDS PER RECEPTION (MIN. 4 RECEPTIONS)

Justin Blackmon (Nov. 18, 2012 at Hou.)	33.7
Ernest Wilford (Dec. 24, 2005 at Hou.)	29.5
Andre Rison (Sept. 22, 1996 at N.E.)	28.8
Jimmy Smith (Nov. 9, 1997 vs. K.C.)	28.0

## PUNTING

### PUNTS

Bryan Anger (Sept. 8, 2013 vs. K.C.)	11
Adam Podlesh (Nov. 16, 2008 vs. Ten.)	10
<b>BRAD NORTMAN (Nov. 19, 2017 at Cle.)</b>	<b>9</b>
<b>BRAD NORTMAN (Nov. 12, 2017 vs. LAC)</b>	<b>9</b>
Bryan Anger (Oct. 21, 2012 at Oak.)	9
Bryan Anger (Sept. 16, 2012 vs. Hou.)	9
Nick Harris (Dec. 24, 2011 at Ten.)	9
Nick Harris (Nov. 27, 2011 vs. Hou.)	9
Chris Hanson (Oct. 16, 2005 at Pit.)	9
Chris Hanson (Sept. 19, 2004 vs. Den.)	9
Bryan Barker (Sept. 25, 2000 at Ind.)	9
Bryan Barker (Nov. 14, 1999 vs. Bal.)	9
Bryan Barker (Oct. 29, 1995 at Pit.)	9

### GROSS AVERAGE (MIN. 4 PUNTS)

Bryan Anger (Dec. 23, 2012 vs. N.E.)	56.3
Bryan Anger (Oct. 11, 2015 at T.B.)	55.3
<b>BRAD NORTMAN (Oct. 16, 2016 at Chi.)</b>	<b>55.0</b>
Bryan Barker (Oct. 19, 1997 at Dal.)	53.8
<b>BRAD NORTMAN (Oct. 2, 2016 vs. Ind.)</b>	<b>53.6</b>
Bryan Anger (Sept. 9, 2012 at Min.)	53.5
Bryan Anger (Sept. 23, 2012 at Ind.)	53.5

### NET AVERAGE (MIN. 4 PUNTS)

<b>BRAD NORTMAN (Oct. 16, 2016 at Chi.)</b>	<b>52.2</b>
Bryan Anger (Nov. 4, 2012 vs. Det.)	50.5
Adam Podlesh (Dec. 23, 2007 vs. Oak.)	49.8
Chris Hanson (Nov. 10, 2002 vs. Was.)	48.2
Bryan Anger (Dec. 26, 2012 at Mia.)	47.4

### PUNTS INSIDE 20

Bryan Barker (Nov. 14, 1999 vs. Bal.)	8
Bryan Anger (Nov. 17, 2013 vs. Ari.)	6
Bryan Barker (Oct. 3, 1999 vs. Pit.)	6



# SINGLE-GAME RECORDS

## RETURNS

### KICKOFF RETURNS

Deji Karim (Oct. 18, 2010 vs. Ten.)	7
Jermaine Lewis (Oct. 10, 2004 at S.D.)	7
Curtis Marsh (Nov. 12, 1995 vs. Sea.)	7
<i>Several players tied</i>	6

### KICKOFF RETURN AVERAGE (MIN. 3 RETURNS)

Maurice Jones-Drew (Nov. 4, 2007 at N.O.)	47.33
Derrick Wimbush (Nov. 27, 2005 at Ari.)	46.00
Brian Witherspoon (Sept. 7, 2008 at Ten.)	41.33
Randy Jordan (Oct. 13, 1996 vs. NYJ)	39.67
Tiquan Underwood (Sept. 12, 2010 vs. Den.)	38.33

### KICKOFF RETURN YARDS

Reggie Barlow (Oct. 25, 1998 at Den.)	206
Jordan Todman (Sept. 28, 2014 at S.D.)	174
Jordan Todman (Nov. 2, 2014 at Cin.)	173
Curtis Marsh (Nov. 12, 1995 vs. Sea.)	169
Deji Karim (Oct. 18, 2010 vs. Ten.)	168
Reggie Barlow (Dec. 7, 1997 vs. N.E.)	157
Rashad Jennings (Nov. 18, 2012 at Hou.)	149
David Allen (Dec. 14, 2003 at N.E.)	147
Alvis Whitted (Dec. 26, 1999 at Ten.)	147
Mike Thomas (Nov. 1, 2009 at Ten.)	146

### KICKOFF RETURN TDs

<b>MARQISE LEE (Dec. 18, 2016 at Hou.)</b>	1
Maurice Jones-Drew (Nov. 4, 2007 at N.O.)	1
Maurice Jones-Drew (Dec. 10, 2006 vs. Ind.)	1
Derrick Wimbush (Nov. 27, 2005 at Ari.)	1
Elvis Joseph (Nov. 18, 2001 at Pit.)	1
Alvis Whitted (Dec. 26, 1999 at Ten.)	1
Reggie Barlow (Dec. 7, 1997 vs. N.E.)	1

### PUNT RETURN YARDS

Reggie Barlow (Sept. 13, 1998 vs. K.C.)	134
Mike Thomas (Dec. 19, 2010 at Ind.)	99
<b>JAYDON MICKENS (Dec. 10, 2017 vs. Sea.)</b>	82
Desmond Howard (Sept. 24, 1995 vs. G.B.)	82
Reggie Barlow (Sept. 20, 1998 vs. Bal.)	81
Reggie Barlow (Nov. 21, 1999 vs. N.O.)	80
Reggie Barlow (Nov. 23, 1997 at Cin.)	79
Jermaine Lewis (Sept. 19, 2004 vs. Den.)	78
<b>RASHAD GREENE SR. (Nov. 19, 2015 vs. Ten.)</b>	76
Reggie Barlow (Nov. 2, 1997 at Ten.)	76
<i>Several players tied</i>	73

### PUNT RETURNS

Alvin Pearman (Dec. 18, 2005 vs. S.F.)	7
Alvin Pearman (Nov. 13, 2005 vs. Bal.)	7
Ace Sanders (Nov. 17, 2013 vs. Ari.)	6
Mike Thomas (Oct. 24, 2011 vs. Bal.)	6
David Allen (Dec. 7, 2003 vs. Hou.)	6
Reggie Barlow (Dec. 3, 2000 vs. Cle.)	6
R. Jay Soward (Oct. 8, 2000 vs. Bal.)	6
Reggie Barlow (Nov. 14, 1999 vs. Bal.)	6
Reggie Barlow (Sept. 20, 1998 vs. Bal.)	6
<i>Several players tied</i>	5

### PUNT RETURN TDs

<b>JAYDON MICKENS (Nov. 5, 2017 vs. Cin.)</b>	1
<b>RASHAD GREENE SR. (Dec. 13, 2015 vs. Ind.)</b>	1
Mike Thomas (Dec. 19, 2010 at Ind.)	1
Bobby Shaw (Oct. 6, 2002 vs. Phi.)	1
Reggie Barlow (Nov. 21, 1999 vs. N.O.)	1
Reggie Barlow (Sept. 13, 1998 vs. K.C.)	1

### PUNT RETURN YARD AVG.

Reggie Barlow (Sept. 13, 1998 vs. K.C.)	44.67
Reggie Barlow (Nov. 23, 1997 at Cin.)	26.33
Reggie Barlow (Nov. 2, 1997 at Ten.)	25.33
Mike Thomas (Dec. 19, 2010 at Ind.)	24.75
Reggie Barlow (Nov. 29, 1998 at Cin.)	23.00
Brian Witherspoon (Nov. 29, 2009 at S.F.)	21.00
Desmond Howard (Sept. 24, 1995 vs. G.B.)	20.50
Dennis Northcutt (Dec. 9, 2007 vs. Car.)	20.00



## DEFENSE, FUMBLES & BLOCKS

### INTERCEPTIONS

<b>TASHAUN GIPSON (Oct. 8, 2017 at Pit.)</b>	2
<b>A.J. BOUYE (Dec. 10, 2017 vs. Sea.)</b>	2
Davon House (Nov. 15, 2015 at Bal.)	2
Derek Cox (Oct. 31, 2010 at Dal.)	2
Rashean Mathis (Nov. 5, 2006 vs. Ten.)	2
Rashean Mathis (Sept. 18, 2006 vs. Pit.)	2
Terry Cousin (Nov. 13, 2005 vs. Bal.)	2
Rashean Mathis (Oct. 30, 2005 at STL)	2
Donovin Darius (Jan. 2, 2005 at Oak.)	2
Rashean Mathis (Dec. 19, 2004 at G.B.)	2
Marlon McCree (Sept. 15, 2002 at K.C.)	2
Rayna Stewart (Sept. 10, 2000 at Bal.)	2
Aaron Beasley (Sept. 12, 1999 vs. S.F.)	2
Deon Figures (Aug. 31, 1997 at Bal.)	2
<i>Several players tied</i>	1

### TAKEAWAYS

Darren Carrington (Oct. 1, 1995 at Hou.)	3
------------------------------------------	---

### FORCED FUMBLES

Tony Brackens (Oct. 3, 1999 vs. Pit.)	3
<i>Several players tied</i>	2

### OPPONENT FUMBLE RECOVERIES

Telvin Smith (Nov. 23, 2014 at Ind.)	2
Tony Brackens (Sept. 29, 1996 vs. Car.)	2
Darren Carrington (Oct. 1, 1995 at Hou.)	2

### INTs RETURNED FOR TOUCHDOWN

<b>BARRY CHURCH (Oct. 8, 2017 at Pit.)</b>	1
<b>TELVIN SMITH (Oct. 8, 2017 at Pit.)</b>	1
<b>JALEN RAMSEY (Dec. 24, 2016 vs. Ten.)</b>	1
<b>TELVIN SMITH (Oct. 25, 2015 vs. Buf.)</b>	1
Dwayne Gratz (Dec. 28, 2014 at Hou.)	1
<b>PAUL POSLUSZNY (Oct. 13, 2013 at Den.)</b>	1
Rashean Mathis (Sept. 21, 2008 at Ind.)	1
Rashean Mathis (Oct. 5, 2008 vs. Pit.)	1
Clint Ingram (Dec. 9, 2007 vs. Car.)	1
Aaron Glenn (Oct. 28, 2007 at T.B.)	1
Scott Starks (Nov. 5, 2006 vs. Ten.)	1
Mike Peterson (Nov. 13, 2005 vs. Bal.)	1
Rashean Mathis (Oct. 16, 2005 at Pit.)	1
Tony Brackens (Nov. 28, 1999 at Bal.)	1
Aaron Beasley (Sept. 26, 1999 vs. Ten.)	1
Aaron Beasley (Sept. 12, 1999 vs. S.F.)	1
Mickey Washington (Oct. 22, 1995 at Cle.)	1

### BLOCKED PUNTS

Dan Skuta (Jan. 1, 2017 at IND)	1
Hayes Pullard III (Nov. 29, 2015 vs. S.D.)	1
J.T. Thomas (Sept. 8, 2013 vs. K.C.)	1
Mike Harris (Dec. 30, 2012 at Ten.)	1
Kassim Osgood (Dec. 15, 2011 at Atl.)	1
Rashad Jennings (Sept. 19, 2010 at S.D.)	1
Jorge Cordova (Dec. 10, 2006 vs. Ind.)	1
Gerald Sensabaugh (Oct. 8, 2006 vs. NYJ)	1
Derrick Wimbush (Oct. 9, 2005 vs. Cin.)	1
Eric Westmoreland (Oct. 27, 2002 vs. Hou.)	1
Donovin Darius (Sept. 10, 2001 vs. Pit.)	1
Donovin Darius (Oct. 1, 2000 vs. Pit.)	1
Dave Thomas (Nov. 14, 1999 vs. Bal.)	1
Alvis Whitted (Nov. 1, 1998 at Bal.)	1
Dave Thomas (Oct. 12, 1997 vs. Phi.)	1
Mike Dumas (Dec. 3, 1995 at Den.)	1

### SACKS

<b>CALAIS CAMPBELL (Sept. 10, 2017 at Hou.)</b>	4.0
Chris Clemons (Nov. 23, 2014 at Ind.)	3.0
Paul Spicer (Sept. 25, 2005 at NYJ)	3.0
John Henderson (Oct. 6, 2002 vs. Phi.)	3.0
Kelvin Prichett (Oct. 5, 1997 vs. Cin.)	3.0

### TACKLES

Hardy Nickerson (Nov. 25, 2001 vs. Bal.)	23
Russell Allen (Sept. 16, 2012 vs. Hou.)	22
Wali Rainer (Oct. 13, 2002 at Ten.)	22
T.J. Slaughter (Nov. 25, 2001 vs. Bal.)	22
<b>PAUL POSLUSZNY (Dec. 19, 2012 at Mia.)</b>	21
Bryan Schwartz (Dec. 17, 1995 at Det.)	21
Russell Allen (Nov. 18, 2012 at Hou.)	20
Daryl Smith (Dec. 18, 2010 at Ind.)	20
Kevin Hardy (Nov. 1, 1998 at Bal.)	20

### BLOCKED FIELD GOALS

Tyson Alualu (Dec. 27, 2015 at N.O.)	1
Chris Clemons (Sept. 13, 2015 vs. Car.)	1
Rashean Mathis (Oct. 2, 2005 vs. Den.)	1
John Henderson (Dec. 8, 2002 vs. Cle.)	1
Marcus Stroud (Sept. 8, 2002 vs. Ind.)	1
Marcus Stroud (Dec. 3, 2001 vs. G.B.)	1
Clyde Simmons (Sept. 22, 1997 vs. Pit.)	1
Clyde Simmons (Dec. 1, 1996 vs. Cin.)	1

# ROOKIE RECORDS

## SCORING & PASSING

### POINTS (SEASON)

Fred Taylor (1998).....	102
Maurice Jones-Drew (2006) .....	96
Josh Scobee (2004).....	93
Seth Marler (2003).....	90
<b>LEONARD FOURNETTE (2017).....</b>	<b>54</b>
<b>ALLEN HURNS (2014).....</b>	<b>36</b>
Justin Blackmon (2012).....	32
Willie Jackson (1995).....	32
Matt Jones (2005).....	30
Hayden Epstein (2002).....	28

### PASSING YARDS (GAME)

<b>BLAKE BORTLES (Oct. 12, 2014 at Ten.) .....</b>	<b>336</b>
Byron Leftwich (Oct. 5, 2003 vs. S.D.).....	336
<b>BLAKE BORTLES (Nov. 9, 2014 vs. Dal.) .....</b>	<b>290</b>
Byron Leftwich (Dec. 14, 2003).....	288
Byron Leftwich (Oct. 12, 2003).....	256
<b>BLAKE BORTLES (Sept. 28, 2014 at S.D.) .....</b>	<b>254</b>
<b>BLAKE BORTLES (Nov. 2, 2014 at Cin.) .....</b>	<b>247</b>
Byron Leftwich (Sept. 28, 2003 at Hou.).....	231
Byron Leftwich (Nov. 30, 2003 vs. T.B.).....	224
<b>BLAKE BORTLES (Sept. 21, 2014 vs. Ind.).....</b>	<b>223</b>

### PASS COMPLETIONS (SEASON)

<b>Blake Bortles (2014) .....</b>	<b>280</b>
Byron Leftwich (2003).....	239
Blaine Gabbert (2011).....	210
Jonathan Quinn (1998).....	34
David Garrard (2002).....	23
Rob Johnson (1995).....	3
Matt Jones (2005).....	2
LaBrandon Toefield (2003).....	1
Ace Sanders (2013).....	1

### PASSING TDs (SEASON)

Byron Leftwich (2003).....	14
Blaine Gabbert (2011).....	12
<b>BLAKE BORTLES (2014).....</b>	<b>11</b>
Jonathan Quinn (1998).....	2
David Garrard (2002).....	1
Ace Sanders (2013).....	1

### INTERCEPTIONS (SEASON)

<b>BLAKE BORTLES (2014).....</b>	<b>17</b>
Byron Leftwich (2003).....	16
Blaine Gabbert (2011).....	11
Jonathan Quinn (1998).....	3
David Garrard (2002).....	2
Rob Johnson (1995).....	1

### TOUCHDOWNS (SEASON)

Fred Taylor (1998).....	17
Maurice Jones-Drew (2006) .....	16
<b>LEONARD FOURNETTE (2017).....</b>	<b>9</b>
<b>ALLEN HURNS (2014) .....</b>	<b>6</b>
Matt Jones (2005).....	5
Justin Blackmon (2012).....	5
Greg Jones (2004).....	3
LaBrandon Toefield (2003).....	3
Elvis Joseph (2001).....	3
James Stewart (1995).....	3

### PASS ATTEMPTS (SEASON)

<b>BLAKE BORTLES (2014).....</b>	<b>475</b>
Byron Leftwich (2003).....	418
Blaine Gabbert (2011).....	413
Jonathan Quinn (1998).....	64
David Garrard (2002).....	46
Rob Johnson (1995).....	7
Matt Jones (2005).....	3
LaBrandon Toefield (2003).....	2
Ace Sanders (2013).....	1

### PASS COMPLETIONS (GAME)

<b>BLAKE BORTLES (Oct. 12, 2014 at Ten.) .....</b>	<b>32</b>
<b>BLAKE BORTLES (Sept. 28, 2014 at S.D.) .....</b>	<b>29</b>
Byron Leftwich (Oct. 12, 2003 vs. Mia.).....	24
<b>BLAKE BORTLES (Nov. 9, 2014 vs. Dal.) .....</b>	<b>22</b>
<b>BLAKE BORTLES (Nov. 2, 2014 at Cin.) .....</b>	<b>22</b>
<b>BLAKE BORTLES (Oct. 5, 2014 vs. Pit.) .....</b>	<b>22</b>
Blaine Gabbert (Nov. 20, 2011 at Cle.).....	22
Byron Leftwich (Nov. 2, 2003 at Bal.).....	22
<i>Several players tied.....</i>	<i>21</i>

### PASSING TDs (GAME)

<b>BLAKE BORTLES (Nov. 2, 2014 at Cin.) .....</b>	<b>2</b>
<b>BLAKE BORTLES (Sept. 21, 2014 vs. Ind.) .....</b>	<b>2</b>
Blaine Gabbert (Dec. 11, 2011 vs. T.B.).....	2
Blaine Gabbert (Dec. 5, 2011 vs. S.D.).....	2
Byron Leftwich (Oct. 5, 2003 vs. S.D.).....	2
Byron Leftwich (Nov. 30, 2003 vs. T.B.).....	2
<i>Several players tied.....</i>	<i>1</i>

### INTERCEPTIONS (GAME)

<b>BLAKE BORTLES (Oct. 19, 2014 vs. Cle.) .....</b>	<b>3</b>
Byron Leftwich (Oct. 12, 2003 vs. Mia.).....	3
Byron Leftwich (Sept. 28, 2003 at Hou.).....	3
<i>Several players tied.....</i>	<i>2</i>

### PASSING YARDS (SEASON)

<b>BLAKE BORTLES (2014).....</b>	<b>2,908</b>
Byron Leftwich (2003).....	2,819
Blaine Gabbert (2011).....	2,214
Jonathan Quinn (1998).....	387
David Garrard (2002).....	231
LaBrandon Toefield (2003).....	32
Rob Johnson (1995).....	24
Ace Sanders (2013).....	21
Matt Jones (2005).....	12

### PASS ATTEMPTS (GAME)

<b>BLAKE BORTLES (Oct. 12, 2014 at Ten.) .....</b>	<b>46</b>
Byron Leftwich (Oct. 12, 2003 vs. Mia.).....	42
Blaine Gabbert (Dec. 24, 2011 at Ten.).....	42
Blaine Gabbert (Oct. 2, 2011 vs. N.O.).....	42
Blaine Gabbert (Nov. 20, 2011 at Cle.).....	41
Byron Leftwich (Dec. 14, 2003 at N.E.).....	40
<b>BLAKE BORTLES (Dec. 14, 2014 at Bal.) .....</b>	<b>37</b>
<b>BLAKE BORTLES (Dec. 7, 2014 vs. Hou.) .....</b>	<b>39</b>
<b>BLAKE BORTLES (Nov. 9, 2014 vs. Dal.) .....</b>	<b>37</b>
<b>BLAKE BORTLES (Sept. 28, 2014 at S.D.) .....</b>	<b>37</b>



## RUSHING

### RUSHING YARDS (SEASON)

Fred Taylor (1998).....	1,223
Maurice Jones-Drew (2006) .....	941
<b>LEONARD FOURNETTE (2017).....</b>	<b>923</b>
<b>T.J. YELDON (2015) .....</b>	<b>740</b>
James Stewart (1995).....	525
<b>BLAKE BORTLES (2014).....</b>	<b>419</b>
Elvis Joseph (2001).....	294
LaBrandon Toefield (2003).....	212
Rashad Jennings (2009).....	202
Greg Jones (2004).....	162
Deji Karim (2010).....	160

### RUSHING YARDS (GAME)

Fred Taylor (Dec. 6, 1998 vs. Det.).....	183
<b>LEONARD FOURNETTE (Oct. 8, 2017 at Pit.) .....</b>	<b>181</b>
Maurice Jones-Drew (Dec. 10, 2006 vs. Ind.).....	166
Maurice Jones-Drew (Dec. 24, 2006 vs. N.E.).....	131
<b>LEONARD FOURNETTE (Oct. 15, 2017 vs. LAR) ...</b>	<b>130</b>
Fred Taylor (Nov. 15, 1998 vs. T.B.).....	128
Fred Taylor (Sept. 20, 1998 vs. Bal.).....	128
Fred Taylor (Nov. 8, 1998 vs. Cin.).....	118
Fred Taylor (Sept. 27, 1998 at Ten.).....	116
<b>T.J. YELDON (Oct. 25, 2015 vs. Buf.).....</b>	<b>115</b>

### RUSHING ATTEMPTS (SEASON)

Fred Taylor (2003).....	264
<b>LEONARD FOURNETTE (2017).....</b>	<b>231</b>
<b>T.J. YELDON (2015) .....</b>	<b>182</b>
Maurice Jones-Drew (2006).....	166
James Stewart (1995).....	137
Elvis Joseph (2001).....	68
Greg Jones (2004).....	62
<b>BLAKE BORTLES (2014).....</b>	<b>56</b>
LaBrandon Toefield (2003).....	53
Blaine Gabbert (2011).....	48

# ROOKIE RECORDS

## RUSHING

### RUSHING ATTEMPTS (GAME)

Fred Taylor (Dec. 6, 1998 vs. Det.).....	32
<b>LEONARD FOURNETTE (Oct. 8, 2017 at Pit.) .....</b>	<b>28</b>
<b>LEONARD FOURNETTE (Nov. 19, 2017 at Cle.).....</b>	<b>28</b>
Fred Taylor (Nov. 8, 1998 vs. Cin.).....	27
<b>LEONARD FOURNETTE (Sept. 10, 2017 at Hou.) ...</b>	<b>26</b>
Maurice Jones-Drew (Dec. 17, 2006 at Ten.).....	25
Fred Taylor (Sept. 27, 1998 at Ten.).....	25
T.J. Yeldon (Sept. 20, 2015 vs. Mia.).....	25
<b>LEONARD FOURNETTE (Dec. 10, 2017 vs. Sea.) ....</b>	<b>24</b>
<b>LEONARD FOURNETTE (Oct. 1, 2017 at NYJ) .....</b>	<b>24</b>
Fred Taylor (Dec. 20, 1998 at Min.).....	23
Fred Taylor (Sept. 20, 1998 vs. Bal.) .....	23

### RUSHING TDs (SEASON)

Fred Taylor (1998).....	14
Maurice Jones-Drew (2006) .....	13
<b>LEONARD FOURNETTE (2017) .....</b>	<b>8</b>
Greg Jones (2004).....	3
T.J. Yeldon (2015).....	2
Storm Johnson (2014).....	2
Byron Leftwich (2003).....	2
LaBrandon Toefield (2003).....	2
David Garrard (2002).....	2
James Stewart (1995).....	2

### RUSHING TDs (GAME)

Fred Taylor (Nov. 15, 1998 vs. T.B.).....	3
<b>LEONARD FOURNETTE (Oct. 8, 2017) .....</b>	<b>2</b>
Maurice Jones-Drew (Dec. 24, 2006 vs. N.E.).....	2
Maurice Jones-Drew (Dec. 10, 2006 vs. Ind.).....	2
Maurice Jones-Drew (Oct. 8, 2006 vs. NYJ) .....	2
David Garrard (Oct. 13, 2002 at Ten.).....	2
Fred Taylor (Oct. 12, 1998 vs. Mia.) .....	2
Fred Taylor (Dec. 6, 1998 vs. Det.).....	2
<i>Several players tied</i> .....	1

## RECEIVING & YARDAGE

### RECEPTIONS (SEASON)

Justin Blackmon (2012).....	64
Willie Jackson (1995).....	53
<b>ALLEN HURNS (2014) .....</b>	<b>51</b>
Ace Sanders (2013).....	51
<b>ALLEN ROBINSON (2014) .....</b>	<b>48</b>
Mike Thomas (2009).....	48
Maurice Jones-Drew (2006) .....	46
Fred Taylor (1998).....	44
Pete Mitchell (1995).....	41
<b>MARQISE LEE (2014) .....</b>	<b>37</b>

### RECEPTIONS (GAME)

Pete Mitchell (Nov. 19, 1995 at T.B.).....	10
Fred Taylor (Sept. 20, 1998 vs. Bal.) .....	9
<b>ALLEN ROBINSON (Oct. 12, 2014 at Ten.).....</b>	<b>8</b>
Ace Sanders (Dec. 1, 2013 at Cle.).....	8
Ace Sanders (Nov. 17, 2013 vs. Ari.) .....	8
Zach Miller (Jan. 3, 2010 at Cle.) .....	8
<i>Several players tied</i> .....	7

### RECEIVING YARDS (SEASON)

Justin Blackmon (2012).....	865
<b>ALLEN HURNS (2014) .....</b>	<b>677</b>
<b>KEELAN COLE (2017) .....</b>	<b>607</b>
Willie Jackson (1995).....	589
<b>ALLEN ROBINSON (2014) .....</b>	<b>548</b>
Pete Mitchell (1995).....	527
Ace Sanders (2013).....	484
Mike Thomas (2009).....	453
Maurice Jones-Drew (2006) .....	436
Matt Jones (2005) .....	432

### RECEIVING TDs (SEASON)

<b>ALLEN HURNS (2014) .....</b>	<b>6</b>
Justin Blackmon (2012).....	5
Matt Jones (2005).....	5
Willie Jackson (1995).....	5
<b>KEELAN COLE (2017) .....</b>	<b>3</b>
Fred Taylor (1998).....	3
<i>Several players tied</i> .....	2

### YARDS/REC. (SEASON) (MIN. 25 RECEPTIONS)

<b>KEELAN COLE (2017) .....</b>	<b>19.00</b>
Justin Blackmon (2012).....	13.52
<b>ALLEN HURNS (2014) .....</b>	<b>13.27</b>
Pete Mitchell (1995).....	12.85
Matt Jones (2005).....	12.00
<b>ALLEN ROBINSON (2014) .....</b>	<b>11.42</b>
Marqise Lee (2014).....	11.41
Willie Jackson (1995).....	11.11
Reggie Williams (2004).....	9.93
Fred Taylor (1998).....	9.57
Ace Sanders (2013).....	9.49

### YARDS/REC. (GAME) (MIN. 4 RECEPTIONS)

Justin Blackmon (Nov. 18, 2012 at Hou.) ....	33.71
<b>ALLEN HURNS (Sept. 7, 2014 at Phi.) .....</b>	<b>27.50</b>
Matt Jones (Nov. 13, 2005 vs. Bal.) .....	23.40
Willie Jackson (Dec. 24, 1995 vs. Cle.) .....	20.25
<b>T.J. YELDON (Dec. 6, 2015 at Ten.) .....</b>	<b>19.75</b>
Willie Jackson (Dec. 10, 1995 vs. Ind.).....	18.83
<b>ALLEN ROBINSON (Sept. 14, 2014 at Was.)....</b>	<b>18.75</b>
Mike Sims-Walker (Oct. 5, 2008 vs. Pit.) .....	17.83

### SCRIMMAGE YARDS (SEASON)

Fred Taylor (1998).....	1,644
Maurice Jones-Drew (2006) .....	1,377
<b>LEONARD FOURNETTE (2017) .....</b>	<b>1,136</b>
<b>T.J. YELDON (2015) .....</b>	<b>1,019</b>
Justin Blackmon (2012).....	888
James Stewart (1995).....	715
<b>ALLEN HURNS (2014) .....</b>	<b>677</b>
<b>KEELAN COLE (2017) .....</b>	<b>607</b>

### ALL-PURPOSE YARDS (SEASON)

Maurice Jones-Drew (2006) .....	2,250
Fred Taylor (1998).....	1,653
Brian Witherspoon (2008) .....	1,442
Deji Karim (2010).....	1,418
Mike Thomas (2009).....	1,301
David Allen (2003).....	1,223
T.J. Yeldon (2015).....	1,019

### 100-YARD RECEIVING GAMES (SEASON)

<b>ALLEN HURNS (2014) .....</b>	<b>2</b>
<b>KEELAN COLE (2017) .....</b>	<b>1</b>
Justin Blackmon (2012).....	1
Matt Jones (2005) .....	1
Pete Mitchell (1995).....	1

## DEFENSE

### SACKS (SEASON)

<b>YANNICK NGAKOUE (2016).....</b>	<b>8.0</b>
Tony Brackens (1996).....	7.0
John Henderson (2002) .....	6.5
Kevin Hardy (1996) .....	5.5
Tyson Alualu (2010) .....	3.5
Derrick Harvey (2008).....	3.5
Bobby McCray (2004).....	3.5
Chris Smith (2014).....	3.0
Akin Ayodele (2002).....	3.0
Larry Smith (1999).....	3.0

### TACKLES (SEASON)

Bryan Schwartz (1995) .....	161
Kevin Hardy (1996).....	130
Clint Ingram (2006) .....	117
Akin Ayodele (2002).....	108
T.J. Slaughter (2000).....	108

### TACKLES (GAME)

Bryan Schwartz (Dec. 17, 1995 at Det.).....	21
Bryan Schwartz (Dec. 24, 1995 vs. Cle.).....	19
Bryan Schwartz (Dec. 10, 1995 vs. Ind.).....	17

### INTERCEPTIONS (SEASON)

Reggie Nelson (2007) .....	5
Derek Cox (2009).....	4
<i>Several players tied</i> .....	2

### TAKEAWAYS (SEASON)

Derek Cox (2009).....	5
Reggie Nelson (2007) .....	5
Fernando Bryant (1999).....	5



# OPPONENT RECORDS

## SCORING

### POINTS

Jeff Reed, Pittsburgh (12/1/02).....	19
Several players tied (K. Moreno, Den., 2013).....	18

### TOUCHDOWNS

Several players tied (D. Martin, T.B., 2013).....	3
---------------------------------------------------	---

## PASSING

### PASSING YARDS

Matt Schaub, Hou. (11/18/12).....	527
Drew Brees, N.O. (11/4/07).....	445
Peyton Manning, Ind. (9/25/00).....	440
Carson Palmer, Ari. (11/17/13).....	419
Drew Brees, N.O. (12/27/15).....	412

### PASS ATTEMPTS

Matt Schaub, Hou. (11/16/12).....	55
Vinny Testaverde, Bal. (11/24/96).....	50
Rich Gannon, K.C. (11/9/97).....	50
Shane Matthews, Was. (11/10/02).....	50
Peyton Manning, Ind. (12/10/06).....	50

### INTERCEPTIONS THROWN

Jon Kitna, Dal. (10/31/10).....	4
Several players tied (J. Russell, Oak. 2007).....	3

### TOUCHDOWN PASSES

Steve McNair, Ten. (12/26/99).....	5
Tony Banks, Bal. (9/10/00).....	5
Matt Schaub, Hou. (11/18/12).....	5
Several players tied (P. Rivers, S.D., 2015).....	4

### PASS COMPLETIONS

Matt Schaub, Hou. (11/18/12).....	43
Drew Brees, N.O. (11/4/07).....	35
Jon Kitna, Dal. (10/31/10).....	34
Joe Flacco, Bal. (11/15/15).....	34
Two players tied.....	33

## RUSHING

### RUSHING YARDS

Chris Johnson, Ten. (11/1/09).....	228
Arian Foster, Hou. (1/2/10).....	180
Steven Jackson, Stl. (10/30/05).....	179
Shawn Alexander, Sea. (10/7/01).....	176
Chris Brown, Ten. (9/9/07).....	175

### RUSHING ATTEMPTS

Terry Allen, Was. (9/28/97).....	36
Several players tied (A. Foster, Hou., 2011).....	33

### LONGEST RUSHING TDs

Chris Johnson, Ten. (11/1/09).....	89
Marcus Mariota, Ten. (12/6/15).....	87
Joey Galloway, Sea. (11/12/95).....	86
LeSean McCoy, Buf. (11/27/16).....	75
Bilal Powell, NYJ (10/1/17).....	75

### RUSHING TOUCHDOWNS

Several players tied (K. Moreno, Den., 2013).....	3
---------------------------------------------------	---

## YARDAGE

### SCRIMMAGE YARDS

Andre Johnson, Hou. (11/18/12).....	273
Josh Gordon, Cle. (12/1/13).....	261
Chris Johnson, Ten. (11/1/09).....	239
Terrell Davis, Den. (10/25/98).....	212
Albert Connell, Was. (10/22/00).....	211

### ALL-PURPOSE YARDS

Andre Johnson, Hou. (11/18/12).....	273
Ridel Anthony, T.B. (11/15/98).....	269
Josh Gordon, Cle. (12/1/13).....	261
Eddy Drummond, Det. (11/14/04).....	257
Andre Davis, Hou. (12/30/07).....	254

## RECEIVING

### RECEPTIONS

Reggie Wayne, Ind. (10/3/10).....	15
Tim Brown, Oak. (12/21/97).....	14
David Boston, S.D. (10/5/03).....	14
Andre Johnson, Hou. (11/18/12).....	14
Several players tied (A. Johnson, Hou. 2013).....	13

### RECEIVING YARDS

Andre Johnson, Hou. (11/18/12).....	273
Josh Gordon, Cle. (12/1/13).....	261
Albert Connell, Was. (10/22/00).....	211
Terrell Owens, Buf. (11/22/09).....	197
Several players tied (R. Wayne, Ind., 2010).....	196

### LONGEST RECEPTIONS

Terrell Owens, Buf. (11/22/09).....	98
Josh Gordon, Cle. (12/1/13).....	95
Michael Floyd, Ari. (11/17/13).....	91
Kevin Curtis, Stl. (10/30/05).....	83
Kenny Britt, Ten. (9/11/11).....	80

### RECEIVING TOUCHDOWNS

Several players tied (R. Moss, N.E., 2009).....	3
-------------------------------------------------	---

## PUNTING

### PUNTS

Chris Gardocki, Cle. (12/3/00).....	12
Several players tied (B. Hartmann, Hou., 2011).....	10

### LONGEST PUNTS

Brian Moorman, Buf. (9/12/04).....	80
Josh Miller, Pit. (12/2/99).....	75
Kyle Larson, Cin. (10/9/05).....	75
Craig Hentrich, Ten. (11/5/06).....	73

### INSIDE THE 20 (MIN. 5 PUNTS)

Several players tied (D. Colquitt, K.C., 2013).....	5
-----------------------------------------------------	---

### GROSS AVERAGE (MIN. 4 PUNTS)

Craig Hentrich, Ten. (11/4/01).....	57.5
Mat McBriar, Dal. (9/10/06).....	53.2
Josh Miller, Pit. (12/2/99).....	52.7

## KICKING

### FIELD GOALS

Jeff Reed, Pit. (12/1/02).....	6
Adam Vinatieri, N.E. (9/22/96).....	5
Matt Stover, Bal. (10/8/00).....	5

### LONGEST FIELD GOALS

Jason Elam, Den. (10/25/98).....	63
Blair Walsh, Min. (9/9/12).....	55
Ryan Longwell, Min. (11/23/08).....	54
Several players tied (N. Rackers, Hou., 2011).....	53

### EXTRA POINTS

Several players tied (P. Dawson, S.F., 2013).....	6
---------------------------------------------------	---

### MOST BLOCKED KICKS (FGs, PATs)

Several players tied (Z. Smith, Bal., 2015).....	1
--------------------------------------------------	---

# OPPONENT RECORDS

## DEFENSE

### SACKS

Ryan Kerrigan, Was. (9/14/14).....	4.0
Connor Barwin, Hou. (11/27/11).....	4.0
John Abraham, Atl. (12/15/11).....	3.5
Whitney Mercilus, Hou. (1/3/16).....	3.5

### TACKLES

Steven Tulloch, Ten. (12/5/10).....	17
Keith Brooking, Atl. (12/28/03).....	15
Jonathan Joseph, Cin. (11/2/08).....	15
Jerod Mayo, N.E. (12/27/09).....	15

### INTERCEPTIONS

Samari Rolle, Ten. (12/26/99).....	3
<i>Several players tied (M. Williams, NYJ, 2015).....</i>	<i>2</i>

### LONGEST INTERCEPTION RETURN TDs

Anthony Henry, Cle. (12/16/01).....	97t
Anthony Parker, Stl. (10/20/96).....	92t
Adam Jones, Ten. (12/17/06).....	83t
Matt Giordano, Stl. (10/6/12).....	82t

## RETURNS

### PUNT RETURNS

Jacoby Jones, Hou. (11/27/11).....	7
Dexter McCluster, K.C. (9/8/13).....	7
<i>Several players tied (T. Holliday, Hou., 2012).....</i>	<i>6</i>

### PUNT RETURN YARDS

Eddie Drummond, Det. (11/14/04).....	199
Darius Reynaud, Ten. (12/30/12).....	160
Jacoby Jones, Hou. (11/27/11).....	116
Roscoe Parrish, Buf. (11/26/06).....	104

### LONGEST PUNT RETURNS

Eddie Drummond, Det. (11/14/04).....	83t
Peter Warrick, Cin. (12/17/00).....	82t
Terrence Wilkins, Ind. (9/24/06).....	82t
Roscoe Parrish, Buf. (11/26/06).....	82t

### KICKOFF RETURNS

MarTey Jenkins, Ari. (12/10/00).....	8
Nate Jacquet, Min. (12/23/01).....	8
Justin Miller, NYJ (10/8/06).....	8

### KICKOFF RETURN YARDS

Andre Davis, Hou. (12/30/07).....	234
Glyn Milburn, Chi. (9/6/98).....	197
Adam Jones, Ten. (11/20/05).....	196

### LONGEST KICKOFF RETURNS

Andre Davis, Hou. (12/30/07).....	104t
Pharoh Cooper, LAR (10/15/17).....	103t
Andre Davis, Hou. (12/30/07).....	97t
Aaron Bailey, Ind. (12/10/95).....	95t
Chad Simpson, Ind. (12/17/09).....	93t



# **LEAGUE STATISTICS**

**REGULAR SEASON WEEK 16 AT SAN FRANCISCO 49ERS**



**WEEK 15 / THROUGH MONDAY, DECEMBER 18, 2017**

<b>OFFENSE</b>	<b>Ind.</b>	<b>Balt.</b>	<b>Minn.</b>	<b>G.B.</b>	<b>T.B.</b>	<b>Car.</b>	<b>Clev.</b>	<b>Chi.</b>
GAMES (Won-Lost)	3-11	8-6	11-3	7-7	4-10	10-4	0-14	4-10
FIRST DOWNS	230	269	298	278	304	285	261	239
Rushing	79	96	87	90	66	108	87	84
Passing	129	144	178	160	212	149	139	130
Penalty	22	29	33	28	26	28	35	25
YDS GAINED (tot)	4007	4251	5147	4396	4969	4676	4314	4140
Avg per Game	286.2	303.6	367.6	314.0	354.9	334.0	308.1	295.7
RUSHING (net)	1422	1635	1698	1508	1274	1900	1536	1661
Avg per Game	101.6	116.8	121.3	107.7	91.0	135.7	109.7	118.6
Rushes	391	402	432	335	337	435	337	376
Yards per Rush	3.6	4.1	3.9	4.5	3.8	4.4	4.6	4.4
PASSING (net)	2585	2616	3449	2888	3695	2776	2778	2479
Avg per Game	184.6	186.9	246.4	206.3	263.9	198.3	198.4	177.1
Passes Att.	429	482	473	490	527	441	508	413
Completed	254	309	322	315	329	263	278	257
Pct Completed	59.2	64.1	68.1	64.3	62.4	59.6	54.7	62.2
Yards Gained	2897	2795	3601	3209	3877	2979	3041	2714
Sacked	53	25	22	46	32	31	43	33
Yards Lost	312	179	152	321	182	203	263	235
Had intercepted	9	12	8	14	11	12	25	12
Yards Opp Ret	181	251	97	166	118	198	333	180
Opp TDs on Int	4	1	0	1	0	1	1	1
PUNTS	78	74	56	59	63	61	70	72
Avg Yards	44.3	45.4	42.1	45.0	43.0	46.2	47.0	46.7
PUNT RETURNS	23	25	31	21	20	37	33	27
Avg Return	4.4	11.2	10.0	10.2	9.6	8.1	5.9	8.8
Returned for TD	0	1	0	0	0	1	0	1
KICKOFF RETURNS	25	28	23	27	17	27	29	41
Avg Return	22.0	26.4	24.9	23.3	22.5	20.9	22.8	21.1
Returned for TD	0	1	0	0	0	0	0	0
PENALTIES	86	81	86	82	90	72	93	101
Yards Penalized	740	677	836	642	708	597	787	802
FUMBLES BY	20	17	11	12	23	16	22	23
Fumbles Lost	6	4	6	5	10	6	11	10
Opp Fumbles	20	20	16	19	24	15	16	17
Opp Fum Lost	7	11	5	11	12	8	5	13
POSS. TIME (avg)	29:19	30:13	32:15	28:36	29:28	32:55	27:41	28:41
TOUCHDOWNS	22	37	37	39	33	37	24	27
Rushing	10	13	13	13	6	14	10	10
Passing	11	16	23	24	24	21	13	13
Returns	1	8	1	2	3	2	1	4
EXTRA-PT KICKS	19/21	34/34	30/35	33/35	25/27	32/34	22/23	23/24
2-PT CONVERSIONS	0/1	1/3	2/2	0/2	1/6	1/3	1/1	1/2
FIELD GOALS/FGA	24/27	29/32	29/34	14/18	20/28	25/26	13/18	15/21
POINTS SCORED	225	345	343	309	285	331	207	234
<b>DEFENSE</b>	<b>Ind.</b>	<b>Balt.</b>	<b>Minn.</b>	<b>G.B.</b>	<b>T.B.</b>	<b>Car.</b>	<b>Clev.</b>	<b>Chi.</b>
POINTS ALLOWED	368	256	242	333	336	286	362	294
OPP FIRST DOWNS	286	257	236	298	289	242	279	265
Rushing	87	77	52	86	86	63	81	73
Passing	171	153	155	190	183	159	173	163
Penalty	28	27	29	22	20	20	25	29
OPP YARDS GAINED	5341	4546	3975	4990	5471	4311	4644	4525
Avg per Game	381.5	324.7	283.9	356.4	390.8	307.9	331.7	323.2
OPP RUSHING(net)	1741	1541	1194	1630	1673	1283	1345	1507
Avg per Game	124.4	110.1	85.3	116.4	119.5	91.6	96.1	107.6
Rushes	428	381	325	408	383	303	408	376
Yards per Rush	4.1	4.0	3.7	4.0	4.4	4.2	3.3	4.0
OPP PASSING(net)	3600	3005	2781	3360	3798	3028	3299	3018
Avg per Game	257.1	214.6	198.6	240.0	271.3	216.3	235.6	215.6
Passes Att.	451	492	478	459	493	478	475	464
Completed	277	294	287	314	333	302	323	304
Pct Completed	61.4	59.8	60.0	68.4	67.5	63.2	68.0	65.5
Sacked	23	38	35	32	18	43	26	39
Yards Lost	149	259	240	219	103	257	150	264
INTERCEPTED BY	12	22	12	11	12	10	6	6
Yards Returned	171	385	183	54	190	78	97	232
Returned for TD	1	3	1	1	1	0	1	2
OPP PUNT RETURNS	17	28	19	25	25	26	40	38
Avg return	4.9	8.7	5.9	4.9	6.3	6.1	11.1	11.4
OPP KICKOFF RET	22	30	37	27	36	11	14	29
Avg return	18.8	18.8	23.2	22.9	22.8	21.9	19.9	22.4
OPP TOUCHDOWNS	41	27	23	37	39	32	41	30
Rushing	14	12	10	9	15	7	9	8
Passing	21	14	13	26	21	23	27	17
Returns	6	1	0	2	3	2	5	5

**WEEK 15 / THROUGH MONDAY, DECEMBER 18, 2017**

<b>OFFENSE</b>	<b>Det.</b>	<b>Cin.</b>	<b>Miami</b>	<b>K.C.</b>	<b>Buff.</b>	<b>N.E.</b>	<b>Atl.</b>	<b>N.O.</b>
GAMES (Won-Lost)	8-6	5-9	6-8	8-6	8-6	11-3	9-5	10-4
FIRST DOWNS	263	217	248	276	238	333	295	299
Rushing	49	59	57	81	93	84	94	98
Passing	189	135	161	172	127	207	173	182
Penalty	25	23	30	23	18	42	28	19
YDS GAINED (tot)	4772	3765	4222	5224	4204	5566	5135	5621
Avg per Game	340.9	268.9	301.6	373.1	300.3	397.6	366.8	401.5
RUSHING (net)	1083	1078	1236	1690	1807	1549	1720	1892
Avg per Game	77.4	77.0	88.3	120.7	129.1	110.6	122.9	135.1
Rushes	318	313	322	344	431	372	384	387
Yards per Rush	3.4	3.4	3.8	4.9	4.2	4.2	4.5	4.9
PASSING (net)	3689	2687	2986	3534	2397	4017	3415	3729
Avg per Game	263.5	191.9	213.3	252.4	171.2	286.9	243.9	266.4
Passes Att.	506	425	520	468	411	519	449	478
Completed	335	254	324	316	249	349	293	343
Pct Completed	66.2	59.8	62.3	67.5	60.6	67.2	65.3	71.8
Yards Gained	3944	2926	3235	3738	2601	4200	3541	3850
Sacked	43	36	32	34	37	31	18	17
Yards Lost	255	239	249	204	204	183	126	121
Had intercepted	10	11	20	7	10	7	11	7
Yards Opp Ret	204	135	374	91	190	44	233	8
Opp TDs on Int	4	1	3	0	1	0	1	1
PUNTS	62	77	77	59	72	49	43	50
Avg Yards	43.9	46.8	44.8	44.6	44.4	43.5	44.5	47.4
PUNT RETURNS	34	41	35	32	22	26	20	29
Avg Return	14.3	9.3	7.4	6.9	9.0	8.5	7.7	6.3
Returned for TD	2	0	0	1	0	0	0	0
KICKOFF RETURNS	25	30	35	40	28	24	37	29
Avg Return	17.7	20.9	21.0	22.8	20.3	23.8	22.3	20.2
Returned for TD	0	0	0	0	0	1	0	0
PENALTIES	90	99	112	109	88	89	85	95
Yards Penalized	832	907	934	964	744	776	767	894
FUMBLES BY	20	19	19	12	16	13	15	17
Fumbles Lost	11	10	6	2	6	4	5	9
Opp Fumbles	17	7	21	15	24	17	16	18
Opp Fum Lost	11	3	6	7	7	6	8	4
POSS. TIME (avg)	30:05	26:43	29:58	30:16	27:52	30:14	29:45	31:04
TOUCHDOWNS	40	28	28	37	28	42	34	46
Rushing	8	5	3	9	11	13	12	21
Passing	25	21	22	25	15	28	19	21
Returns	7	2	3	3	2	1	3	4
EXTRA-PT KICKS	35/36	26/28	24/27	35/35	27/27	38/40	33/33	42/45
2-PT CONVERSIONS	1/4	0/0	1/1	0/2	0/0	2/2	0/1	1/1
FIELD GOALS/FGA	27/31	13/15	18/19	34/37	23/26	33/36	27/32	27/32
POINTS SCORED	358	233	252	359	264	395	318	401
<b>DEFENSE</b>	<b>Det.</b>	<b>Cin.</b>	<b>Miami</b>	<b>K.C.</b>	<b>Buff.</b>	<b>N.E.</b>	<b>Atl.</b>	<b>N.O.</b>
POINTS ALLOWED	339	305	342	302	306	274	282	282
OPP FIRST DOWNS	305	291	273	315	299	294	293	265
Rushing	98	99	73	100	103	93	87	81
Passing	179	153	168	180	171	181	179	142
Penalty	28	39	32	35	25	20	27	42
OPP YARDS GAINED	5072	4837	4655	5161	4915	5283	4531	4598
Avg per Game	362.3	345.5	332.5	368.6	351.1	377.4	323.6	328.4
OPP RUSHING(net)	1555	1841	1539	1721	1708	1712	1492	1610
Avg per Game	111.1	131.5	109.9	122.9	122.0	122.3	106.6	115.0
Rushes	371	441	365	398	406	347	347	358
Yards per Rush	4.2	4.2	4.2	4.3	4.2	4.9	4.3	4.5
OPP PASSING(net)	3517	2996	3116	3440	3207	3571	3039	2988
Avg per Game	251.2	214.0	222.6	245.7	229.1	255.1	217.1	213.4
Passes Att.	497	479	462	501	501	516	491	467
Completed	319	292	295	285	319	327	327	279
Pct Completed	64.2	61.0	63.9	56.9	63.7	63.4	66.6	59.7
Sacked	28	38	25	26	24	32	36	35
Yards Lost	172	255	164	151	142	235	267	245
INTERCEPTED BY	16	9	9	14	16	12	4	16
Yards Returned	225	238	99	154	255	114	44	192
Returned for TD	3	2	1	0	0	0	0	2
OPP PUNT RETURNS	22	37	32	23	34	21	16	21
Avg return	6.8	9.9	6.4	6.9	5.3	4.8	7.6	10.5
OPP KICKOFF RET	38	24	29	20	27	52	30	28
Avg return	21.4	20.8	19.0	19.4	21.4	19.3	25.7	25.3
OPP TOUCHDOWNS	41	30	41	35	32	32	30	31
Rushing	17	11	12	15	19	6	8	9
Passing	19	17	24	20	11	24	20	20
Returns	5	2	5	0	2	2	2	2

**WEEK 15 / THROUGH MONDAY, DECEMBER 18, 2017**

<b>OFFENSE</b>	<b>LA-C</b>	<b>NY-J</b>	<b>LA-R</b>	<b>Tenn.</b>	<b>Denv.</b>	<b>Wash.</b>	<b>Jax</b>	<b>S.F.</b>
GAMES (Won-Lost)	7-7	5-9	10-4	8-6	5-9	6-8	10-4	4-10
FIRST DOWNS	290	242	276	260	257	249	287	270
Rushing	69	69	86	85	75	56	91	71
Passing	191	141	164	141	160	172	163	178
Penalty	30	32	26	34	22	21	33	21
YDS GAINED (tot)	5152	4342	5131	4426	4519	4616	5154	4757
Avg per Game	368.0	310.1	366.5	316.1	322.8	329.7	368.1	339.8
RUSHING (net)	1391	1465	1735	1620	1585	1300	2087	1362
Avg per Game	99.4	104.6	123.9	115.7	113.2	92.9	149.1	97.3
Rushes	359	378	402	378	398	356	475	343
Yards per Rush	3.9	3.9	4.3	4.3	4.0	3.7	4.4	4.0
PASSING (net)	3761	2877	3396	2806	2934	3316	3067	3395
Avg per Game	268.6	205.5	242.6	200.4	209.6	236.9	219.1	242.5
Passes Att.	506	446	445	436	497	466	443	544
Completed	316	289	278	272	289	308	269	321
Pct Completed	62.5	64.8	62.5	62.4	58.1	66.1	60.7	59.0
Yards Gained	3874	3150	3553	2985	3221	3636	3176	3701
Sacked	17	40	24	31	44	38	21	42
Yards Lost	113	273	157	179	287	320	109	306
Had intercepted	11	11	7	16	19	9	8	12
Yards Opp Ret	265	94	80	260	396	166	51	121
Opp TDs on Int	1	0	0	2	2	2	0	1
PUNTS	63	78	54	62	66	69	76	70
Avg Yards	48.9	46.6	47.6	51.6	44.7	45.2	44.0	43.4
PUNT RETURNS	25	29	42	30	37	25	30	29
Avg Return	9.2	4.7	10.7	9.1	8.8	5.2	10.4	8.8
Returned for TD	1	0	0	0	0	0	1	0
KICKOFF RETURNS	25	30	35	25	30	30	19	29
Avg Return	19.0	20.8	25.7	20.4	22.8	20.9	22.6	18.8
Returned for TD	0	0	1	0	0	0	0	0
PENALTIES	93	105	96	78	106	82	94	111
Yards Penalized	782	917	832	716	825	662	796	897
FUMBLES BY	14	22	23	8	21	26	19	13
Fumbles Lost	4	10	11	7	9	13	8	7
Opp Fumbles	17	18	21	17	9	15	24	20
Opp Fum Lost	6	9	9	6	5	5	11	8
POSS. TIME (avg)	29:43	30:27	30:03	29:35	31:35	29:47	32:13	28:40
TOUCHDOWNS	37	31	46	30	27	35	42	21
Rushing	9	12	16	17	7	9	16	10
Passing	24	19	24	13	17	24	19	11
Returns	4	0	6	0	3	2	7	0
EXTRA-PT KICKS	32/36	28/28	44/46	29/30	24/24	32/35	34/37	19/20
2-PT CONVERSIONS	0/1	1/3	0/0	0/0	1/3	0/0	2/5	0/1
FIELD GOALS/FGA	19/27	23/27	38/40	29/35	22/30	21/24	28/33	36/38
POINTS SCORED	311	285	438	296	254	305	374	253
<b>DEFENSE</b>	<b>LA-C</b>	<b>NY-J</b>	<b>LA-R</b>	<b>Tenn.</b>	<b>Denv.</b>	<b>Wash.</b>	<b>Jax</b>	<b>S.F.</b>
POINTS ALLOWED	255	342	272	319	328	359	209	337
OPP FIRST DOWNS	255	280	256	290	224	272	220	296
Rushing	86	72	71	60	54	88	77	95
Passing	141	165	156	207	140	157	124	171
Penalty	28	43	29	23	30	27	19	30
OPP YARDS GAINED	4623	4927	4605	4617	3875	4855	3977	4902
Avg per Game	330.2	351.9	328.9	329.8	276.8	346.8	284.1	350.1
OPP RUSHING(net)	1796	1651	1691	1221	1233	1727	1613	1667
Avg per Game	128.3	117.9	120.8	87.2	88.1	123.4	115.2	119.1
Rushes	377	398	361	348	372	399	355	437
Yards per Rush	4.8	4.1	4.7	3.5	3.3	4.3	4.5	3.8
OPP PASSING(net)	2827	3276	2914	3396	2642	3128	2364	3235
Avg per Game	201.9	234.0	208.1	242.6	188.7	223.4	168.9	231.1
Passes Att.	468	478	483	532	418	465	458	460
Completed	295	288	282	332	253	274	256	292
Pct Completed	63.0	60.3	58.4	62.4	60.5	58.9	55.9	63.5
Sacked	38	26	47	40	31	36	51	26
Yards Lost	228	143	318	245	160	239	334	157
INTERCEPTED BY	16	11	15	10	8	14	20	7
Yards Returned	245	151	357	124	228	186	294	85
Returned for TD	2	0	3	0	2	2	2	0
OPP PUNT RETURNS	40	42	20	35	27	31	24	31
Avg return	7.2	10.4	5.4	7.7	9.6	12.5	8.0	4.3
OPP KICKOFF RET	45	21	20	25	16	22	38	11
Avg return	24.9	21.5	20.6	24.2	25.3	19.2	20.8	20.5
OPP TOUCHDOWNS	27	41	32	31	38	38	22	37
Rushing	10	11	12	5	7	11	6	10
Passing	16	27	19	23	26	22	14	25
Returns	1	3	1	3	5	5	2	2

**WEEK 15 / THROUGH MONDAY, DECEMBER 18, 2017**

<b>OFFENSE</b>	<b>NY-G</b>	<b>Ariz.</b>	<b>Sea.</b>	<b>Dal.</b>	<b>Pitt.</b>	<b>Hou.</b>	<b>Oak.</b>	<b>Phil.</b>
GAMES (Won-Lost)	2-12	6-8	8-6	8-6	11-3	4-10	6-8	12-2
FIRST DOWNS	242	272	271	277	308	285	260	314
Rushing	58	55	77	114	83	75	66	99
Passing	159	178	167	143	196	167	167	181
Penalty	25	39	27	20	29	43	27	34
YDS GAINED (tot)	4354	4478	4854	4728	5369	4684	4575	5417
Avg per Game	311.0	319.9	346.7	337.7	383.5	334.6	326.8	386.9
RUSHING (net)	1246	1196	1452	1913	1439	1581	1312	1967
Avg per Game	89.0	85.4	103.7	136.6	102.8	112.9	93.7	140.5
Rushes	330	349	357	418	381	393	314	434
Yards per Rush	3.8	3.4	4.1	4.6	3.8	4.0	4.2	4.5
PASSING (net)	3108	3282	3402	2815	3930	3103	3263	3450
Avg per Game	222.0	234.4	243.0	201.1	280.7	221.6	233.1	246.4
Passes Att.	535	529	505	429	533	484	501	492
Completed	336	303	308	271	341	277	313	299
Pct Completed	62.8	57.3	61.0	63.2	64.0	57.2	62.5	60.8
Yards Gained	3285	3604	3665	2966	4069	3414	3378	3631
Sacked	30	49	37	27	21	45	21	31
Yards Lost	177	322	263	151	139	311	115	181
Had intercepted	11	15	12	11	14	15	11	7
Yards Opp Ret	86	305	145	267	152	356	54	40
Opp TDs on Int	0	2	0	3	2	2	0	1
PUNTS	82	75	77	56	57	81	61	53
Avg Yards	43.5	46.8	45.1	43.8	43.4	48.9	48.0	45.3
PUNT RETURNS	19	38	31	25	23	33	24	23
Avg Return	5.2	6.9	6.1	9.2	5.0	8.8	5.6	10.0
Returned for TD	0	0	0	1	0	0	0	0
KICKOFF RETURNS	29	26	37	22	28	24	29	17
Avg Return	19.5	18.9	22.2	25.5	16.9	20.4	22.1	19.8
Returned for TD	0	0	0	0	0	0	0	0
PENALTIES	78	100	129	83	94	110	101	101
Yards Penalized	769	810	1100	800	857	936	874	853
FUMBLES BY	15	17	15	9	11	22	27	19
Fumbles Lost	7	7	5	7	4	10	10	9
Opp Fumbles	17	16	20	22	15	14	15	14
Opp Fum Lost	6	5	10	10	4	5	8	8
POSS. TIME (avg)	28:20	30:31	29:36	30:02	32:12	30:17	28:39	33:23
TOUCHDOWNS	26	24	37	41	35	38	34	51
Rushing	5	5	4	18	8	7	13	9
Passing	19	18	30	21	26	27	21	37
Returns	2	1	3	2	1	4	0	5
EXTRA-PT KICKS	20/22	19/21	31/32	36/38	29/31	31/34	31/32	39/43
2-PT CONVERSIONS	1/4	1/2	2/5	0/3	2/4	2/4	2/2	6/8
FIELD GOALS/FGA	16/22	27/35	20/27	18/22	33/36	18/23	14/18	27/31
POINTS SCORED	228	246	321	336	344	319	281	438
<b>DEFENSE</b>	<b>NY-G</b>	<b>Ariz.</b>	<b>Sea.</b>	<b>Dal.</b>	<b>Pitt.</b>	<b>Hou.</b>	<b>Oak.</b>	<b>Phil.</b>
POINTS ALLOWED	355	337	294	311	278	380	324	279
OPP FIRST DOWNS	284	258	276	285	240	261	266	243
Rushing	94	65	76	85	76	72	81	50
Passing	169	166	162	169	142	157	165	164
Penalty	21	27	38	31	22	32	20	29
OPP YARDS GAINED	5485	4386	4630	4734	4309	4966	4890	4329
Avg per Game	391.8	313.3	330.7	338.1	307.8	354.7	349.3	309.2
OPP RUSHING(net)	1798	1290	1580	1518	1415	1497	1550	1001
Avg per Game	128.4	92.1	112.9	108.4	101.1	106.9	110.7	71.5
Rushes	421	364	389	355	330	376	382	272
Yards per Rush	4.3	3.5	4.1	4.3	4.3	4.0	4.1	3.7
OPP PASSING(net)	3687	3096	3050	3216	2894	3469	3340	3328
Avg per Game	263.4	221.1	217.9	229.7	206.7	247.8	238.6	237.7
Passes Att.	489	490	486	504	452	446	455	542
Completed	306	298	289	334	273	286	314	331
Pct Completed	62.6	60.8	59.5	66.3	60.4	64.1	69.0	61.1
Sacked	22	32	34	32	43	31	28	36
Yards Lost	124	216	240	264	309	190	156	236
INTERCEPTED BY	8	13	11	9	14	11	4	17
Yards Returned	143	244	181	98	184	144	7	259
Returned for TD	2	1	2	1	0	2	0	1
OPP PUNT RETURNS	39	41	38	14	21	41	29	22
Avg return	10.1	10.9	10.6	3.9	8.2	11.5	6.4	6.3
OPP KICKOFF RET	30	32	34	34	37	24	15	42
Avg return	21.3	20.5	18.9	21.8	20.6	22.6	19.9	22.2
OPP TOUCHDOWNS	40	38	32	37	32	42	33	32
Rushing	9	12	13	7	13	11	11	7
Passing	30	22	18	26	17	27	20	22
Returns	1	4	1	4	2	4	2	3

**WEEK 15 / THROUGH MONDAY, DECEMBER 18, 2017**

<b>OFFENSE</b>	<b>NFL/Avg</b>
GAMES (Won-Lost)	---
FIRST DOWNS	271.7
Rushing	79.4
Passing	164.2
Penalty	28.0
YDS GAINED (tot)	4717.7
Avg per Game	337.0
RUSHING (net)	1541.9
Avg per Game	110.1
Rushes	374.4
Yards per Rush	4.1
PASSING (net)	3175.8
Avg per Game	226.8
Passes Att.	479.1
Completed	299.4
Pct Completed	62.5
Yards Gained	3389.3
Sacked	32.8
Yards Lost	213.5
Had intercepted	11.7
Yards Opp Ret	176.3
Opp TDs on Int	1.2
PUNTS	65.7
Avg Yards	45.5
PUNT RETURNS	28.7
Avg Return	8.3
Returned for TD	0.3
KICKOFF RETURNS	28.1
Avg Return	21.6
Returned for TD	0.1
PENALTIES	94.3
Yards Penalized	813.5
FUMBLES BY	17.4
Fumbles Lost	7.5
Opp Fumbles	17.4
Opp Fum Lost	7.5
POSS. TIME (avg)	30:00
TOUCHDOWNS	34.2
Rushing	10.5
Passing	21.0
Returns	2.7
EXTRA POINTS(tot)	94%
Kicks Made/2Pt	42%
FIELD GOALS/FGA	24/28
POINTS SCORED	309.0
<b>DEFENSE</b>	<b>NFL/Avg</b>
POINTS ALLOWED	309.0
OPP FIRST DOWNS	271.7
Rushing	79.4
Passing	164.2
Penalty	28.0
OPP YARDS GAINED	4717.7
Avg per Game	337.0
OPP RUSHING(net)	1541.9
Avg per Game	110.1
Rushes	374.4
Yards per Rush	4.1
OPP PASSING(net)	3175.8
Avg per Game	226.8
Passes Att.	479.1
Completed	299.4
Pct Completed	62.5
Sacked	32.8
Yards Lost	213.5
INTERCEPTED BY	11.7
Yards Returned	176.3
Returned for TD	1.2
OPP PUNT RETURNS	28.7
Avg return	8.3
OPP KICKOFF RET	28.1
Avg return	21.6
OPP TOUCHDOWNS	34.2
Rushing	10.5
Passing	21.0
Returns	2.7

**WEEK 15 / THROUGH MONDAY, DECEMBER 18, 2017**

## TEAM RANKINGS

**American Football Conference****Offense****Defense**

	Total	Rush	Pass	Total	Rush	Pass
Balt.	12	4	14	4	7	6
Buff.	14	2	16	11	11	8
Cin.	16	16	13	9	16	5
Cleve.	11	9	12	7	3	10
Denver	8	6	9	*1	2	2
Hou.	6	7	6	13	5	14
Ind.	15	12	15	16	14	16
Jax	4	*1	7	2	9	*1
K.C.	3	3	4	14	13	13
L.A.-C	5	13	3	6	15	3
Miami	13	15	8	8	6	7
N.E.	1	8	*1	15	12	15
Jets	10	10	10	12	10	9
Oak.	7	14	5	10	8	11
Pitt.	2	11	2	3	4	4
Tenn.	9	5	11	5	1	12

**National Football Conference****Offense****Defense**

	Total	Rush	Pass	Total	Rush	Pass
Ariz.	13	15	11	4	4	8
Atl.	4	6	6	6	5	6
Car.	11	3	15	2	3	5
Chi.	16	8	16	5	6	4
Dallas	10	2	14	10	7	10
Det.	8	16	3	14	8	14
G.B.	14	9	13	13	11	13
Rams	5	5	8	8	14	2
Minn.	3	7	5	1	2	1
N.O.	*1	4	1	7	10	3
Giants	15	14	12	16	16	15
Phil.	2	1	4	3	*1	12
S.F.	9	11	9	12	12	11
Sea.	7	10	7	9	9	7
T.B.	6	13	2	15	13	16
Wash.	12	12	10	11	15	9

**National Football League****Offense****Defense**

	Total	Rush	Pass	Total	Rush	Pass
Ariz.	21	30	15	7	6	14
Atl.	9	8	10	9	9	12
Balt.	27	12	29	10	14	9
Buff.	29	6	32	23	25	17
Car.	17	4	27	5	5	11
Chi.	30	11	31	8	11	10
Cin.	32	32	28	19	32	8
Cleve.	26	17	26	16	7	21
Dallas	15	3	24	18	12	18
Denver	20	14	21	*1	4	2
Det.	13	31	6	27	16	28
G.B.	23	18	22	26	20	24
Hou.	16	15	18	25	10	27
Ind.	31	22	30	30	29	30
Jax	6	*1	19	3	19	*1
K.C.	5	10	7	28	27	26
L.A.-C	7	23	3	14	30	4
Rams	10	7	12	12	24	6
Miami	28	29	20	17	13	15
Minn.	8	9	9	2	2	3
N.E.	2	16	*1	29	26	29
N.O.	*1	5	4	11	18	7
Giants	24	28	17	32	31	31
Jets	25	19	23	24	21	20
Oak.	19	25	16	21	15	23
Phil.	3	2	8	6	*1	22
Pitt.	4	21	2	4	8	5
S.F.	14	24	13	22	22	19
Sea.	12	20	11	15	17	13
T.B.	11	27	5	31	23	32
Tenn.	22	13	25	13	3	25
Wash.	18	26	14	20	28	16

T = Tied for position

\* = League Leader

**WEEK 15 / THROUGH MONDAY, DECEMBER 18, 2017**

**AFC / TEAM/OFFENSE RANK**

Tm	(A)	(B)	(C)	(D)	(E)	(F)	(G)	(H)	(I)	(J)	(K)	(L)	(M)	(N)	(O)	(P)	(Q)
BAL	12	15	4	8	14	15	9	5	7	13	2	1	1	8	6	4	5
BUF	14	14	2	5	16	14	7	14	14	3	16	6	14	12	10	11	7
CIN	16	10	16	16	13	10	10	11	16	16	12	3	10	6	7	14	8
CLE	11	11	9	2	12	16	16	10	8	14	3	12	3	5	11	16	15
DEN	8	13	6	10	9	11	14	12	11	6	14	8	5	10	14	12	14
HOU	6	8	7	9	6	9	12	15	5	12	4	7	12	2	4	6	12
IND	15	16	12	15	15	13	4	16	15	9	10	16	8	13	3	15	6
JAC	4	5	1	3	7	5	3	4	4	10	1	2	6	14	15	2	10
KC	3	1	3	1	4	4	2	9	6	8	15	11	4	11	9	3	2
LAC	5	3	13	12	3	2	5	1	3	5	7t	4	15	3	5	7	16
MIA	13	12	15	13	8	12	15	7	12	15	13	10	9	9	8	13	1
NE	1	2	8	7	1	1	1	6	1	4	5t	9	2	15	12	1	3t
NYJ	10	9	10	11	10	8	8	13	13	7	5t	15	11	7	13	9	9
OAK	7	6	14	6	5	6	6	3	9t	2	11	13	7	4	2	10	13
PIT	2	4	11	14	2	3	11	2	2	1	7t	14	16	16	16	5	3t
TEN	9	7	5	4	11	7	13	8	9t	11	7t	5	13	1	1	8	11

**AFC / OPPONENT/DEFENSE RANK**

Tm	(A)	(B)	(C)	(D)	(E)	(F)	(G)	(H)	(I)	(J)	(K)	(L)	(M)	(N)	(O)	(P)	(Q)	(R)	(S)
BAL	4	3	7	5	6	3	1	5	5	7	3	11	2	6	8	3	11t	3	9
BUF	11	9	11	10	8	8	4	16	15	8	11	3	11	1	1	8	14	8	14
CIN	9	5	16	9	5	4	14	4	13	13	10	13	10	12	3	7	11t	12	15
CLE	7	6	3	1	10	13	15	11	9	11	12	15	7	4	5	14	8	16	11
DEN	1	2	2	2	2	6	12	7	2	1	2	12	16	10	9	11	9	13	3
HOU	13	14	5	4	14	15	8	8	6	3	14	16	13	15	13	16	16	11	8
IND	16	16	14	7	16	16	7	15	11	16	9	2	1	14	15	15	4	15	16
JAC	2	1	9	14	1	1	2	1	1	2	7	9	9	11	7	1	13	1	1
KC	14	12	13	13	13	12	6	14	16	14	13	6	5	2	2	6	5t	5	6
LAC	6	8	15	15	3	2	3	3	4	10	5	7	15	8	6	2	7	6	4
MIA	8	11	6	11	7	9	11	13	8	4	1	4	3	9	10	12t	2	14	12
NE	15	15	12	16	15	11	9	9	14	12	8	1	4	3	4	4	1	2	5
NYJ	12	10	10	8	9	10	10	12	10	9	6	14	12	13	12	12t	3	10	13
OAK	10	13	8	6	11	14	16	10	7	15	16	5	6	7	11	10	10	9	10
PIT	3	7	4	12	4	5	5	2	3	6	4	10	8	5	14	5	5t	4	2
TEN	5	4	1	3	12	7	13	6	12	5	15	8	14	16	16	9	15	7	7

- (A) Total Yards per Game
- (B) Yards per Play
- (C) Rushing Yards per Game
- (D) Rushing Yards per Attempt
- (E) Passing Net Yards per Game
- (F) Passing Net Yards per Play
- (G) Passing, Percent Had Intercepted
- (H) Sacks per Pass Play
- (I) First Downs per Game
- (J) Third Down Efficiency
- (K) Fourth Down Efficiency
- (L) Punt Return Average
- (M) Kickoff Return Average
- (N) Gross Punting Average
- (O) Net Punting Average
- (P) Points per Game
- (Q) Field Goal Percentage
- (R) Points per Game Differential
- (S) Net Yards per Game Differential

**WEEK 15 / THROUGH MONDAY, DECEMBER 18, 2017**

**NFC / TEAM/OFFENSE RANK**

Tm	(A)	(B)	(C)	(D)	(E)	(F)	(G)	(H)	(I)	(J)	(K)	(L)	(M)	(N)	(O)	(P)	(Q)
ARI	13	16	15	15	11	13	14	15	10	13	8	12	14	3	11	14	12
ATL	4	2	6	5	6	2	11	2	5	1	14	11	6	10	8	9	8t
CAR	11	11	3	7	15	11	13	9	6	5	12t	10	10	5	3	7	1
CHI	16	14	8	6	16	14	16	12	16	14	11	9	8	4	12	15	15t
DAL	10	8	2	2	14	10	12	7	8	4	5	7	2	12	5	6	10
DET	8	7	16	16	3	5	6	14	13	10	16	1	16	11	9	4	5t
GB	14	13	9	4	13	16	15	16	7	7	3	3	4	9	2	10	11
LAR	5	3	5	8	8	3	3	4	9	6	12t	2	1	1	1	1t	2
MIN	3	5	7	11	5	4	4	3	4	3	15	4t	3	16	10	5	7
NO	1	1	4	1	1	1	2	1	3	11	1	13	11	2	4	3	8t
NYG	15	15	14	13	12	15	7	5	15	15	10	16	13	13	16	16	14
PHI	2	4	1	3	4	7	1	8	1	2	2	4t	12	6	7	1t	5t
SF	9	12	11	10	9	12	9	11	12	12	7	8	15	14	6	13	3
SEA	7	9	10	9	7	9	10	10	11	9	6	14	7	8	14	8	13
TB	6	6	13	12	2	6	8	6	2	8	9	6	5	15	13	12	15t
WAS	12	10	12	14	10	8	5	13	14	16	4	15	9	7	15	11	4

**NFC / OPPONENT/DEFENSE RANK**

Tm	(A)	(B)	(C)	(D)	(E)	(F)	(G)	(H)	(I)	(J)	(K)	(L)	(M)	(N)	(O)	(P)	(Q)	(R)	(S)
ARI	4	2	4	1	8	7	6	11	5	8	8	14	4	15	16	12t	16	15	8
ATL	6	7	5	12	6	4	16	6	13	10	14	10	16	13	13	4t	8	6	4
CAR	2	8	3	9	5	5	11	2	2	3	5	6	9	11	11	6	9	5	6
CHI	5	5	6	6	4	9t	15	3	6t	11	11	15	11	16	14	7t	15	13	13
DAL	10	10	7	11	10	9t	12	12	11	14	6	1	8	6	4	9	3	8	9
DET	14	14	8	8	14	13	2	14	16	5	10	9	7	10	1	14	2	9	12
GB	13	13	11	5	13	14	9	9	15	15	16	3	13	1	3	10	12	10	15
LAR	8	6	14	16	2	2	4	1	4	4	13	4	5	4	2	2	1	1	5
MIN	1	1	2	2	1	1	7	7	1	1	9	5	14	8	6	1	13	4	1
NO	7	11	10	15	3	8	1	5	6t	9	2	12	15	3	8	4t	6	3	3
NYG	16	15	16	10	15	15	13	15	10	12	3	11	6	9	12	15	4	16	16
PHI	3	3	1	3	12	3	3	10	3	2	4	8	10	7	5	3	7	2	2
SF	12	9	12	4	11	12	14	13	14	13	15	2	3	14	10	12t	11	14	10
SEA	9	4	9	7	7	6	10	8	9	7	7	13	1	2	7	7t	14	7	7
TB	15	16	13	14	16	16	8	16	12	16	1	7	12	12	9	11	10	11	14
WAS	11	12	15	13	9	11	5	4	8	6	12	16	2	5	15	16	5	12	11

- (A) Total Yards per Game
- (B) Yards per Play
- (C) Rushing Yards per Game
- (D) Rushing Yards per Attempt
- (E) Passing Net Yards per Game
- (F) Passing Net Yards per Play
- (G) Passing, Percent Had Intercepted
- (H) Sacks per Pass Play
- (I) First Downs per Game
- (J) Third Down Efficiency
- (K) Fourth Down Efficiency
- (L) Punt Return Average
- (M) Kickoff Return Average
- (N) Gross Punting Average
- (O) Net Punting Average
- (P) Points per Game
- (Q) Field Goal Percentage
- (R) Points per Game Differential
- (S) Net Yards per Game Differential



**WEEK 15 / THROUGH MONDAY, DECEMBER 18, 2017**

**NFL / TEAM/OFFENSE RANK**

Tm	(A)	(B)	(C)	(D)	(E)	(F)	(G)	(H)	(I)	(J)	(K)	(L)	(M)	(N)	(O)	(P)	(Q)
BAL	27	31	12	17	29	31	20	8	19	28	5	2	1	13	11	8	8
BUF	29	30	6	13	32	30	17	28	30	9	30	13	24	22	18	23	10
CIN	32	25	32	30	28	21	22	24	32	32	23	9	19	8	12	29	14
CLE	26	26	17	4	26	32	32	23	21	30	6	26	7	7	19	32	29
DEN	20	29	14	19	21	26	30	26	24	13	27	15	9	19	24	24	27
HOU	16	20	15	18	18	20	28	30	10t	23	7	14	22	2	8	14	22
IND	31	32	22	29	30	29	12	32	31	20	16	32	15	23	5	31	9
JAC	6	12	1	9	19	11	7	7	9	21	2	4	10	24	25	5	17
KC	5	2	10	1	7	7	4	18	14t	18	29	22	8	20	17	6	5
LAC	7	6	23	23	3	5	13	1	8	12	12t	11	28	3	10	16	32
MIA	28	27	29	24	20	27	31	13	26	31	26	21	17	18	14	26	3t
NE	2	3	16	15	1	3	1	11	1	10	8t	18	5	27	20	4	6t
NYJ	25	23	19	22	23	18	19	27	27t	17	8t	31	21	11	22	20t	16
OAK	19	13	25	14	16	15	14	5	22t	7	20	27	14	4	3	22	23t
PIT	4	7	21	26	2	6	23	3	3	4	12t	30	32	29	26	9	6t
TEN	22	17	13	12	25	17	29	17	22t	22	12t	12	23	1	1	19	20
ARI	21	28	30	31	15	23	25	29	16	25	18	23	29	9	27	27	25
ATL	9	4	8	7	10	2	18	4	7	1	28	20	12	21	16	15	18t
CAR	17	18	4	10	27	19	24	16	10t	6	24t	19	20	12	6	12	1
CHI	30	22	11	8	31	24	27	21	29	26	22	17	16	10	28	28	30t
DAL	15	14	3	3	24	16	21	14	13	5	11	10	3	26	9	11	21
DET	13	11	31	32	6	9	9	25	20	16	32	1	31	25	21	7	12t
GB	23	21	18	6	22	28	26	31	12	11	4	5	6	17	4	17	23t
LAR	10	5	7	11	12	4	5	9	14t	8	24t	3	2	5	2	1t	2
MIN	8	9	9	21	9	8	6	6	6	3	31	6t	4	32	23	10	15
NO	1	1	5	2	4	1	3	2	5	19	1	24	25	6	7	3	18t
NYG	24	24	28	27	17	25	10	10	27t	27	21	29	27	28	32	30	28
PHI	3	8	2	5	8	12	2	15	2	2	3	6t	26	14	15	1t	12t
SF	14	19	24	20	13	22	15	20	18	24	17	16	30	30	13	25	3t
SEA	12	15	20	16	11	14	16	19	17	15	12t	25	13	16	30	13	26
TB	11	10	27	25	5	10	11	12	4	14	19	8	11	31	29	20t	30t
WAS	18	16	26	28	14	13	8	22	25	29	10	28	18	15	31	18	11

- (A) Total Yards per Game
- (B) Yards per Play
- (C) Rushing Yards per Game
- (D) Rushing Yards per Attempt
- (E) Passing Net Yards per Game
- (F) Passing Net Yards per Play
- (G) Passing, Percent Had Intercepted
- (H) Sacks per Pass Play
- (I) First Downs per Game
- (J) Third Down Efficiency
- (K) Fourth Down Efficiency
- (L) Punt Return Average
- (M) Kickoff Return Average
- (N) Gross Punting Average
- (O) Net Punting Average
- (P) Points per Game
- (Q) Field Goal Percentage

**WEEK 15 / THROUGH MONDAY, DECEMBER 18, 2017**

**NFL / OPPONENT/DEFENSE RANK**

Tm	(A)	(B)	(C)	(D)	(E)	(F)	(G)	(H)	(I)	(J)	(K)	(L)	(M)	(N)	(O)	(P)	(Q)	(R)	(S)
BAL	10	5	14	11	9	5	1	9	9	10	7	21	2	11	14	4	22t	7	20
BUF	23	17	25	18	17	18	6	30	30	11	21	6	17	1	3	16	27	18	29
CIN	19	7	32	16	8	8	25	7	25	24	18	23	15	22	5	15	22t	25	30
CLE	16	10	7	1	21	24	30	25	18	22	22	29	9	7	10	30	18	32	23
DEN	1	2	4	2	2	12	23	12	2	2	6	22	31	20	15	20	19	26	6
HOU	25	28	10	8	27	30	15	17	11	5	26	31	24	30	28	32	31	24	19
IND	30	31	29	14	30	32	12	29	22	31	17	5	1	25	31	31	8	31	32
JAC	3	1	19	29	1	1	2	1	1	3	13	19	14	21	13	1	26	2	1
KC	28	25	27	25	26	23	11	28	32	25	24t	15	7	2	4	14	11t	9	14
LAC	14	16	30	31	4	4	4	6	7	21	11	16	29	14	12	3	16t	10	8
MIA	17	23	13	19	15	20	22	27	16	6	5	12	4	18	21	26t	3	28	25
NE	29	30	26	32	29	22	18	21	27	23	15	3	6	5	8	6	2	4	11
NYJ	24	22	21	15	20	21	19	26	19	14	12	25	19	23	27	26t	4	22	27
OAK	21	26	15	12	23	28	31	22	14	27	30	13	8	13	26	19	21	19	22
PIT	4	14	8	23	5	10	9	3	4	8	9	20	13	8	30	7	11t	8	4
TEN	13	6	3	3	25	14	24	10	24	7	27t	18	28	32	32	18	29	16	17
ARI	7	4	6	4	14	13	13	19	10	17	16	28	11	29	29	23t	32	29	13
ATL	9	13	9	24	12	7	32	13	26	19	29	17	32	27	23	9t	14	12	7
CAR	5	15	5	20	11	9	21	4	5	9	8	9	21	24	20	11	15	11	10
CHI	8	11	11	10	10	16t	29	5	12t	20	23	30	23	31	24	12t	30	23	24
DAL	18	19	12	22	18	16t	26	20	21	29	10	1	20	12	7	17	6	14	15
DET	27	27	16	17	28	26	5	24	31	13	20	14	18	19	1	25	5	15	21
GB	26	24	20	9	24	27	17	16	29	30	32	4	26	3	6	21	24	17	28
LAR	12	12	24	30	6	3	8	2	8	12	27t	7	12	9	2	5	1	1	9
MIN	2	3	2	5	3	2	14	14	3	1	19	8	27	16	11	2	25	6	2
NO	11	20	18	28	7	15	3	11	12t	18	2	26	30	6	17	9t	10	5	5
NYG	32	29	31	21	31	29	27	31	20	26	3	24	16	17	22	28	7	30	31
PHI	6	8	1	6	22	6	7	18	6	4	4	11	22	15	9	8	11t	3	3
SF	22	18	22	7	19	25	28	23	28	28	31	2	10	28	19	23t	20	27	16
SEA	15	9	17	13	13	11	20	15	17	16	14	27	3	4	16	12t	28	13	12
TB	31	32	23	27	32	31	16	32	23	32	1	10	25	26	18	22	16t	20	26
WAS	20	21	28	26	16	19	10	8	15	15	24t	32	5	10	25	29	9	21	18

- (A) Total Yards per Game
- (B) Yards per Play
- (C) Rushing Yards per Game
- (D) Rushing Yards per Attempt
- (E) Passing Net Yards per Game
- (F) Passing Net Yards per Play
- (G) Passing, Percent Had Intercepted
- (H) Sacks per Pass Play
- (I) First Downs per Game
- (J) Third Down Efficiency
- (K) Fourth Down Efficiency
- (L) Punt Return Average
- (M) Kickoff Return Average
- (N) Gross Punting Average
- (O) Net Punting Average
- (P) Points per Game
- (Q) Field Goal Percentage
- (R) Points per Game Differential
- (S) Net Yards per Game Differential

**WEEK 15 / THROUGH MONDAY, DECEMBER 18, 2017****AFC / TOTAL OFFENSE**

Rank	Team	Total	Rushing	Passing	Total	Rushing	Passing
1)	New England	5566	1549	4017	397.6	110.6	286.9
2)	Pittsburgh	5369	1439	3930	383.5	102.8	280.7
3)	Kansas City	5224	1690	3534	373.1	120.7	252.4
4)	Jacksonville	5154	2087	3067	368.1	149.1	219.1
5)	Los Angeles Chargers	5152	1391	3761	368.0	99.4	268.6
6)	Houston	4684	1581	3103	334.6	112.9	221.6
7)	Oakland	4575	1312	3263	326.8	93.7	233.1
8)	Denver	4519	1585	2934	322.8	113.2	209.6
9)	Tennessee	4426	1620	2806	316.1	115.7	200.4
10)	New York Jets	4342	1465	2877	310.1	104.6	205.5
11)	Cleveland	4314	1536	2778	308.1	109.7	198.4
12)	Baltimore	4251	1635	2616	303.6	116.8	186.9
13)	Miami	4222	1236	2986	301.6	88.3	213.3
14)	Buffalo	4204	1807	2397	300.3	129.1	171.2
15)	Indianapolis	4007	1422	2585	286.2	101.6	184.6
16)	Cincinnati	3765	1078	2687	268.9	77.0	191.9

**AFC / TOTAL DEFENSE**

Rank	Team	Total	Rushing	Passing	Total	Rushing	Passing
1)	Denver	3875	1233	2642	276.8	88.1	188.7
2)	Jacksonville	3977	1613	2364	284.1	115.2	168.9
3)	Pittsburgh	4309	1415	2894	307.8	101.1	206.7
4)	Baltimore	4546	1541	3005	324.7	110.1	214.6
5)	Tennessee	4617	1221	3396	329.8	87.2	242.6
6)	Los Angeles Chargers	4623	1796	2827	330.2	128.3	201.9
7)	Cleveland	4644	1345	3299	331.7	96.1	235.6
8)	Miami	4655	1539	3116	332.5	109.9	222.6
9)	Cincinnati	4837	1841	2996	345.5	131.5	214.0
10)	Oakland	4890	1550	3340	349.3	110.7	238.6
11)	Buffalo	4915	1708	3207	351.1	122.0	229.1
12)	New York Jets	4927	1651	3276	351.9	117.9	234.0
13)	Houston	4966	1497	3469	354.7	106.9	247.8
14)	Kansas City	5161	1721	3440	368.6	122.9	245.7
15)	New England	5283	1712	3571	377.4	122.3	255.1
16)	Indianapolis	5341	1741	3600	381.5	124.4	257.1

**WEEK 15 / THROUGH MONDAY, DECEMBER 18, 2017****NFC / TOTAL OFFENSE**

Rank	Team	Total	Rushing	Passing	Total	Rushing	Passing
1)	New Orleans	5621	1892	3729	401.5	135.1	266.4
2)	Philadelphia	5417	1967	3450	386.9	140.5	246.4
3)	Minnesota	5147	1698	3449	367.6	121.3	246.4
4)	Atlanta	5135	1720	3415	366.8	122.9	243.9
5)	Los Angeles Rams	5131	1735	3396	366.5	123.9	242.6
6)	Tampa Bay	4969	1274	3695	354.9	91.0	263.9
7)	Seattle	4854	1452	3402	346.7	103.7	243.0
8)	Detroit	4772	1083	3689	340.9	77.4	263.5
9)	San Francisco	4757	1362	3395	339.8	97.3	242.5
10)	Dallas	4728	1913	2815	337.7	136.6	201.1
11)	Carolina	4676	1900	2776	334.0	135.7	198.3
12)	Washington	4616	1300	3316	329.7	92.9	236.9
13)	Arizona	4478	1196	3282	319.9	85.4	234.4
14)	Green Bay	4396	1508	2888	314.0	107.7	206.3
15)	New York Giants	4354	1246	3108	311.0	89.0	222.0
16)	Chicago	4140	1661	2479	295.7	118.6	177.1

**NFC / TOTAL DEFENSE**

Rank	Team	Total	Rushing	Passing	Total	Rushing	Passing
1)	Minnesota	3975	1194	2781	283.9	85.3	198.6
2)	Carolina	4311	1283	3028	307.9	91.6	216.3
3)	Philadelphia	4329	1001	3328	309.2	71.5	237.7
4)	Arizona	4386	1290	3096	313.3	92.1	221.1
5)	Chicago	4525	1507	3018	323.2	107.6	215.6
6)	Atlanta	4531	1492	3039	323.6	106.6	217.1
7)	New Orleans	4598	1610	2988	328.4	115.0	213.4
8)	Los Angeles Rams	4605	1691	2914	328.9	120.8	208.1
9)	Seattle	4630	1580	3050	330.7	112.9	217.9
10)	Dallas	4734	1518	3216	338.1	108.4	229.7
11)	Washington	4855	1727	3128	346.8	123.4	223.4
12)	San Francisco	4902	1667	3235	350.1	119.1	231.1
13)	Green Bay	4990	1630	3360	356.4	116.4	240.0
14)	Detroit	5072	1555	3517	362.3	111.1	251.2
15)	Tampa Bay	5471	1673	3798	390.8	119.5	271.3
16)	New York Giants	5485	1798	3687	391.8	128.4	263.4

**WEEK 15 / THROUGH MONDAY, DECEMBER 18, 2017****NFL / TOTAL OFFENSE**

Rank	Team	Total	Rushing	Passing	Total	Rushing	Passing
1)	New Orleans	5621	1892	3729	401.5	135.1	266.4
2)	New England	5566	1549	4017	397.6	110.6	286.9
3)	Philadelphia	5417	1967	3450	386.9	140.5	246.4
4)	Pittsburgh	5369	1439	3930	383.5	102.8	280.7
5)	Kansas City	5224	1690	3534	373.1	120.7	252.4
6)	Jacksonville	5154	2087	3067	368.1	149.1	219.1
7)	Los Angeles Chargers	5152	1391	3761	368.0	99.4	268.6
8)	Minnesota	5147	1698	3449	367.6	121.3	246.4
9)	Atlanta	5135	1720	3415	366.8	122.9	243.9
10)	Los Angeles Rams	5131	1735	3396	366.5	123.9	242.6
11)	Tampa Bay	4969	1274	3695	354.9	91.0	263.9
12)	Seattle	4854	1452	3402	346.7	103.7	243.0
13)	Detroit	4772	1083	3689	340.9	77.4	263.5
14)	San Francisco	4757	1362	3395	339.8	97.3	242.5
15)	Dallas	4728	1913	2815	337.7	136.6	201.1
16)	Houston	4684	1581	3103	334.6	112.9	221.6
17)	Carolina	4676	1900	2776	334.0	135.7	198.3
18)	Washington	4616	1300	3316	329.7	92.9	236.9
19)	Oakland	4575	1312	3263	326.8	93.7	233.1
20)	Denver	4519	1585	2934	322.8	113.2	209.6
21)	Arizona	4478	1196	3282	319.9	85.4	234.4
22)	Tennessee	4426	1620	2806	316.1	115.7	200.4
23)	Green Bay	4396	1508	2888	314.0	107.7	206.3
24)	New York Giants	4354	1246	3108	311.0	89.0	222.0
25)	New York Jets	4342	1465	2877	310.1	104.6	205.5
26)	Cleveland	4314	1536	2778	308.1	109.7	198.4
27)	Baltimore	4251	1635	2616	303.6	116.8	186.9
28)	Miami	4222	1236	2986	301.6	88.3	213.3
29)	Buffalo	4204	1807	2397	300.3	129.1	171.2
30)	Chicago	4140	1661	2479	295.7	118.6	177.1
31)	Indianapolis	4007	1422	2585	286.2	101.6	184.6
32)	Cincinnati	3765	1078	2687	268.9	77.0	191.9

**NFL / TOTAL DEFENSE**

Rank	Team	Total	Rushing	Passing	Total	Rushing	Passing
1)	Denver	3875	1233	2642	276.8	88.1	188.7
2)	Minnesota	3975	1194	2781	283.9	85.3	198.6
3)	Jacksonville	3977	1613	2364	284.1	115.2	168.9
4)	Pittsburgh	4309	1415	2894	307.8	101.1	206.7
5)	Carolina	4311	1283	3028	307.9	91.6	216.3
6)	Philadelphia	4329	1001	3328	309.2	71.5	237.7
7)	Arizona	4386	1290	3096	313.3	92.1	221.1
8)	Chicago	4525	1507	3018	323.2	107.6	215.6
9)	Atlanta	4531	1492	3039	323.6	106.6	217.1
10)	Baltimore	4546	1541	3005	324.7	110.1	214.6
11)	New Orleans	4598	1610	2988	328.4	115.0	213.4
12)	Los Angeles Rams	4605	1691	2914	328.9	120.8	208.1
13)	Tennessee	4617	1221	3396	329.8	87.2	242.6
14)	Los Angeles Chargers	4623	1796	2827	330.2	128.3	201.9
15)	Seattle	4630	1580	3050	330.7	112.9	217.9
16)	Cleveland	4644	1345	3299	331.7	96.1	235.6
17)	Miami	4655	1539	3116	332.5	109.9	222.6
18)	Dallas	4734	1518	3216	338.1	108.4	229.7
19)	Cincinnati	4837	1841	2996	345.5	131.5	214.0
20)	Washington	4855	1727	3128	346.8	123.4	223.4
21)	Oakland	4890	1550	3340	349.3	110.7	238.6
22)	San Francisco	4902	1667	3235	350.1	119.1	231.1
23)	Buffalo	4915	1708	3207	351.1	122.0	229.1
24)	New York Jets	4927	1651	3276	351.9	117.9	234.0
25)	Houston	4966	1497	3469	354.7	106.9	247.8
26)	Green Bay	4990	1630	3360	356.4	116.4	240.0
27)	Detroit	5072	1555	3517	362.3	111.1	251.2
28)	Kansas City	5161	1721	3440	368.6	122.9	245.7
29)	New England	5283	1712	3571	377.4	122.3	255.1
30)	Indianapolis	5341	1741	3600	381.5	124.4	257.1
31)	Tampa Bay	5471	1673	3798	390.8	119.5	271.3
32)	New York Giants	5485	1798	3687	391.8	128.4	263.4

**WEEK 15 / THROUGH MONDAY, DECEMBER 18, 2017**

**AFC / TAKEAWAYS, GIVEAWAYS**

Rank	Team	TAKEAWAYS			GIVEAWAYS			Net Diff
		Int	Fum	Total	Int	Fum	Total	
1)	Baltimore	22	11	33	12	4	16	= +17
2)	Jacksonville	20	11	31	8	8	16	= +15
3)	Kansas City	14	7	21	7	2	9	= +12
4t)	Buffalo	16	7	23	10	6	16	= +7
4t)	Los Angeles Chargers	16	6	22	11	4	15	= +7
4t)	New England	12	6	18	7	4	11	= +7
7)	Indianapolis	12	7	19	9	6	15	= +4
8)	Pittsburgh	14	4	18	14	4	18	= 0
9)	New York Jets	11	9	20	11	10	21	= -1
10)	Tennessee	10	6	16	16	7	23	= -7
11t)	Cincinnati	9	3	12	11	10	21	= -9
11t)	Houston	11	5	16	15	10	25	= -9
11t)	Oakland	4	8	12	11	10	21	= -9
14)	Miami	9	6	15	20	6	26	= -11
15)	Denver	8	5	13	19	9	28	= -15
16)	Cleveland	6	5	11	25	11	36	= -25
	<b>Totals</b>	<b>194</b>	<b>106</b>	<b>300</b>	<b>206</b>	<b>111</b>	<b>317</b>	<b>= -17</b>

**NFC / TAKEAWAYS, GIVEAWAYS**

Rank	Team	TAKEAWAYS			GIVEAWAYS			Net Diff
		Int	Fum	Total	Int	Fum	Total	
1)	Philadelphia	17	8	25	7	9	16	= +9
2t)	Detroit	16	11	27	10	11	21	= +6
2t)	Los Angeles Rams	15	9	24	7	11	18	= +6
4t)	New Orleans	16	4	20	7	9	16	= +4
4t)	Seattle	11	10	21	12	5	17	= +4
6t)	Green Bay	11	11	22	14	5	19	= +3
6t)	Minnesota	12	5	17	8	6	14	= +3
6t)	Tampa Bay	12	12	24	11	10	21	= +3
9)	Dallas	9	10	19	11	7	18	= +1
10)	Carolina	10	8	18	12	6	18	= 0
11t)	Chicago	6	13	19	12	10	22	= -3
11t)	Washington	14	5	19	9	13	22	= -3
13t)	Arizona	13	5	18	15	7	22	= -4
13t)	Atlanta	4	8	12	11	5	16	= -4
13t)	New York Giants	8	6	14	11	7	18	= -4
13t)	San Francisco	7	8	15	12	7	19	= -4
	<b>Totals</b>	<b>181</b>	<b>133</b>	<b>314</b>	<b>169</b>	<b>128</b>	<b>297</b>	<b>= +17</b>

**NFL / TAKEAWAYS, GIVEAWAYS**

Rank	Team	TAKEAWAYS			GIVEAWAYS			Net Diff
		Int	Fum	Total	Int	Fum	Total	
1)	Baltimore	22	11	33	12	4	16	= +17
2)	Jacksonville	20	11	31	8	8	16	= +15
3)	Kansas City	14	7	21	7	2	9	= +12
4)	Philadelphia	17	8	25	7	9	16	= +9
5t)	Buffalo	16	7	23	10	6	16	= +7
5t)	Los Angeles Chargers	16	6	22	11	4	15	= +7
5t)	New England	12	6	18	7	4	11	= +7
8t)	Detroit	16	11	27	10	11	21	= +6
8t)	Los Angeles Rams	15	9	24	7	11	18	= +6
10t)	Indianapolis	12	7	19	9	6	15	= +4
10t)	New Orleans	16	4	20	7	9	16	= +4
10t)	Seattle	11	10	21	12	5	17	= +4
13t)	Green Bay	11	11	22	14	5	19	= +3
13t)	Minnesota	12	5	17	8	6	14	= +3
13t)	Tampa Bay	12	12	24	11	10	21	= +3
16)	Dallas	9	10	19	11	7	18	= +1
17t)	Pittsburgh	14	4	18	14	4	18	= 0
17t)	Carolina	10	8	18	12	6	18	= 0
19)	New York Jets	11	9	20	11	10	21	= -1
20t)	Chicago	6	13	19	12	10	22	= -3
20t)	Washington	14	5	19	9	13	22	= -3
22t)	Arizona	13	5	18	15	7	22	= -4
22t)	Atlanta	4	8	12	11	5	16	= -4
22t)	New York Giants	8	6	14	11	7	18	= -4
22t)	San Francisco	7	8	15	12	7	19	= -4
26)	Tennessee	10	6	16	16	7	23	= -7
27t)	Cincinnati	9	3	12	11	10	21	= -9
27t)	Houston	11	5	16	15	10	25	= -9
27t)	Oakland	4	8	12	11	10	21	= -9
30)	Miami	9	6	15	20	6	26	= -11
31)	Denver	8	5	13	19	9	28	= -15
32)	Cleveland	6	5	11	25	11	36	= -25
	<b>Totals</b>	<b>375</b>	<b>239</b>	<b>614</b>	<b>375</b>	<b>239</b>	<b>614</b>	<b>= 0</b>

**WEEK 15 / THROUGH MONDAY, DECEMBER 18, 2017****AFC / TEAM/OFFENSE INSIDE THE 20**

Rank	Team	Poss	Pts	TD	TD%	FG	Score	Score%
1)	Oakland	31	159	20	64.5	6	26	83.9
2)	Jacksonville	45	237	28	62.2	14	42	93.3
3)	Buffalo	37	183	22	59.5	10	32	86.5
4)	Tennessee	34	175	20	58.8	12	32	94.1
5)	New England	60	307	35	58.3	21	56	93.3
6)	New York Jets	31	158	18	58.1	11	29	93.5
7)	Cincinnati	35	166	20	57.1	9	29	82.9
8)	Baltimore	44	216	25	56.8	14	39	88.6
9)	Miami	32	157	18	56.3	11	29	90.6
10)	Houston	39	172	20	51.3	11	31	79.5
11)	Pittsburgh	55	256	27	49.1	23	50	90.9
12)	Cleveland	37	144	17	45.9	8	25	67.6
13)	Los Angeles Chargers	42	176	19	45.2	15	34	81.0
14)	Kansas City	40	182	18	45.0	19	37	92.5
15)	Denver	43	163	17	39.5	15	32	74.4
16)	Indianapolis	33	134	13	39.4	15	28	84.8

**AFC / OPPONENTS/DEFENSE INSIDE THE 20**

Rank	Team	Poss	Pts	TD	TD%	FG	Score	Score%
1)	Jacksonville	20	76	7	35.0	9	16	80.0
2)	Los Angeles Chargers	33	133	13	39.4	14	27	81.8
3)	Cincinnati	50	226	22	44.0	24	46	92.0
4)	Tennessee	51	225	24	47.1	20	44	86.3
5)	New England	43	177	21	48.8	10	31	72.1
6t)	Baltimore	38	168	19	50.0	13	32	84.2
6t)	Oakland	42	198	21	50.0	17	38	90.5
8)	Buffalo	47	220	24	51.1	18	42	89.4
9t)	Indianapolis	46	203	24	52.2	12	36	78.3
9t)	New York Jets	46	208	24	52.2	15	39	84.8
11)	Kansas City	46	229	27	58.7	14	41	89.1
12t)	Houston	45	232	27	60.0	15	42	93.3
12t)	Pittsburgh	35	175	21	60.0	10	31	88.6
14)	Denver	34	173	22	64.7	7	29	85.3
15)	Cleveland	41	223	27	65.9	11	38	92.7
16)	Miami	41	230	29	70.7	9	38	92.7

**WEEK 15 / THROUGH MONDAY, DECEMBER 18, 2017****NFC / TEAM/OFFENSE INSIDE THE 20**

<b>Rank</b>	<b>Team</b>	<b>Poss</b>	<b>Pts</b>	<b>TD</b>	<b>TD%</b>	<b>FG</b>	<b>Score</b>	<b>Score%</b>
1)	Philadelphia	52	276	35	67.3	11	46	88.5
2)	Green Bay	39	203	25	64.1	10	35	89.7
3)	Dallas	49	247	31	63.3	11	42	85.7
4)	Chicago	28	138	17	60.7	7	24	85.7
5)	New Orleans	51	255	30	58.8	15	45	88.2
6)	Carolina	45	221	26	57.8	14	40	88.9
7)	Detroit	40	197	23	57.5	13	36	90.0
8)	Minnesota	51	254	29	56.9	18	47	92.2
9)	Washington	41	201	23	56.1	14	37	90.2
10)	Atlanta	45	213	25	55.6	13	38	84.4
11)	Los Angeles Rams	62	302	34	54.8	22	56	90.3
12)	New York Giants	34	154	18	52.9	10	28	82.4
13)	Seattle	42	194	22	52.4	14	36	85.7
14)	Tampa Bay	44	198	23	52.3	14	37	84.1
15)	San Francisco	40	167	16	40.0	19	35	87.5
16)	Arizona	44	169	17	38.6	18	35	79.5

**NFC / OPPONENTS/DEFENSE INSIDE THE 20**

<b>Rank</b>	<b>Team</b>	<b>Poss</b>	<b>Pts</b>	<b>TD</b>	<b>TD%</b>	<b>FG</b>	<b>Score</b>	<b>Score%</b>
1)	Minnesota	36	158	16	44.4	15	31	86.1
2)	Chicago	46	201	21	45.7	18	39	84.8
3)	Atlanta	44	186	21	47.7	13	34	77.3
4)	Seattle	39	172	19	48.7	14	33	84.6
5)	Washington	51	251	27	52.9	21	48	94.1
6)	New York Giants	49	235	26	53.1	18	44	89.8
7)	New Orleans	41	189	22	53.7	13	35	85.4
8)	Dallas	47	209	26	55.3	10	36	76.6
9)	Tampa Bay	46	226	26	56.5	15	41	89.1
10)	Carolina	33	167	19	57.6	11	30	90.9
11)	San Francisco	50	238	29	58.0	14	43	86.0
12)	Philadelphia	36	173	21	58.3	9	30	83.3
13)	Arizona	44	223	26	59.1	16	42	95.5
14)	Los Angeles Rams	37	177	22	59.5	9	31	83.8
15)	Detroit	49	248	31	63.3	11	42	85.7
16)	Green Bay	39	225	27	69.2	12	39	100.0



**WEEK 15 / THROUGH MONDAY, DECEMBER 18, 2017****NFL / TEAM/OFFENSE INSIDE THE 20**

Rank	Team	Poss	Pts	TD	TD%	FG	Score	Score%
1)	Philadelphia	52	276	35	67.3	11	46	88.5
2)	Oakland	31	159	20	64.5	6	26	83.9
3)	Green Bay	39	203	25	64.1	10	35	89.7
4)	Dallas	49	247	31	63.3	11	42	85.7
5)	Jacksonville	45	237	28	62.2	14	42	93.3
6)	Chicago	28	138	17	60.7	7	24	85.7
7)	Buffalo	37	183	22	59.5	10	32	86.5
8t)	New Orleans	51	255	30	58.8	15	45	88.2
8t)	Tennessee	34	175	20	58.8	12	32	94.1
10)	New England	60	307	35	58.3	21	56	93.3
11)	New York Jets	31	158	18	58.1	11	29	93.5
12)	Carolina	45	221	26	57.8	14	40	88.9
13)	Detroit	40	197	23	57.5	13	36	90.0
14)	Cincinnati	35	166	20	57.1	9	29	82.9
15)	Minnesota	51	254	29	56.9	18	47	92.2
16)	Baltimore	44	216	25	56.8	14	39	88.6
17)	Miami	32	157	18	56.3	11	29	90.6
18)	Washington	41	201	23	56.1	14	37	90.2
19)	Atlanta	45	213	25	55.6	13	38	84.4
20)	Los Angeles Rams	62	302	34	54.8	22	56	90.3
21)	New York Giants	34	154	18	52.9	10	28	82.4
22)	Seattle	42	194	22	52.4	14	36	85.7
23)	Tampa Bay	44	198	23	52.3	14	37	84.1
24)	Houston	39	172	20	51.3	11	31	79.5
25)	Pittsburgh	55	256	27	49.1	23	50	90.9
26)	Cleveland	37	144	17	45.9	8	25	67.6
27)	Los Angeles Chargers	42	176	19	45.2	15	34	81.0
28)	Kansas City	40	182	18	45.0	19	37	92.5
29)	San Francisco	40	167	16	40.0	19	35	87.5
30)	Denver	43	163	17	39.5	15	32	74.4
31)	Indianapolis	33	134	13	39.4	15	28	84.8
32)	Arizona	44	169	17	38.6	18	35	79.5

**NFL / OPPONENTS/DEFENSE INSIDE THE 20**

Rank	Team	Poss	Pts	TD	TD%	FG	Score	Score%
1)	Jacksonville	20	76	7	35.0	9	16	80.0
2)	Los Angeles Chargers	33	133	13	39.4	14	27	81.8
3)	Cincinnati	50	226	22	44.0	24	46	92.0
4)	Minnesota	36	158	16	44.4	15	31	86.1
5)	Chicago	46	201	21	45.7	18	39	84.8
6)	Tennessee	51	225	24	47.1	20	44	86.3
7)	Atlanta	44	186	21	47.7	13	34	77.3
8)	Seattle	39	172	19	48.7	14	33	84.6
9)	New England	43	177	21	48.8	10	31	72.1
10t)	Baltimore	38	168	19	50.0	13	32	84.2
10t)	Oakland	42	198	21	50.0	17	38	90.5
12)	Buffalo	47	220	24	51.1	18	42	89.4
13t)	Indianapolis	46	203	24	52.2	12	36	78.3
13t)	New York Jets	46	208	24	52.2	15	39	84.8
15)	Washington	51	251	27	52.9	21	48	94.1
16)	New York Giants	49	235	26	53.1	18	44	89.8
17)	New Orleans	41	189	22	53.7	13	35	85.4
18)	Dallas	47	209	26	55.3	10	36	76.6
19)	Tampa Bay	46	226	26	56.5	15	41	89.1
20)	Carolina	33	167	19	57.6	11	30	90.9
21)	San Francisco	50	238	29	58.0	14	43	86.0
22)	Philadelphia	36	173	21	58.3	9	30	83.3
23)	Kansas City	46	229	27	58.7	14	41	89.1
24)	Arizona	44	223	26	59.1	16	42	95.5
25)	Los Angeles Rams	37	177	22	59.5	9	31	83.8
26t)	Houston	45	232	27	60.0	15	42	93.3
26t)	Pittsburgh	35	175	21	60.0	10	31	88.6
28)	Detroit	49	248	31	63.3	11	42	85.7
29)	Denver	34	173	22	64.7	7	29	85.3
30)	Cleveland	41	223	27	65.9	11	38	92.7
31)	Green Bay	39	225	27	69.2	12	39	100.0
32)	Miami	41	230	29	70.7	9	38	92.7

**WEEK 15 / THROUGH MONDAY, DECEMBER 18, 2017**

**AFC / OFFENSE/TEAMS: FIRST DOWNS, THIRD DOWNS, FOURTH DOWNS**

Rank	Team	FIRST DOWNS				THIRD DOWNS			FOURTH DOWNS		
		Total	Rush	Pass	Pen	Made	Att	Pct	Made	Att	Pct
1)	New England	333	84	207	42	73	176	41.5	6	11	54.5
2)	Pittsburgh	308	83	196	29	82	187	43.9	3	6	50.0
3)	Los Angeles Chargers	290	69	191	30	72	181	39.8	5	10	50.0
4)	Jacksonville	287	91	163	33	74	198	37.4	8	11	72.7
5)	Houston	285	75	167	43	68	186	36.6	5	9	55.6
6)	Kansas City	276	81	172	23	66	172	38.4	2	8	25.0
7)	Baltimore	269	96	144	29	65	192	33.9	8	13	61.5
8)	Cleveland	261	87	139	35	62	188	33.0	12	21	57.1
9t)	Oakland	260	66	167	27	75	180	41.7	8	19	42.1
9t)	Tennessee	260	85	141	34	65	174	37.4	4	8	50.0
11)	Denver	257	75	160	22	84	212	39.6	5	16	31.3
12)	Miami	248	57	161	30	59	181	32.6	6	19	31.6
13)	New York Jets	242	69	141	32	78	202	38.6	6	11	54.5
14)	Buffalo	238	93	127	18	88	212	41.5	2	13	15.4
15)	Indianapolis	230	79	129	22	76	202	37.6	7	15	46.7
16)	Cincinnati	217	59	135	23	55	170	32.4	4	11	36.4
	<b>Totals</b>	<b>4261</b>	<b>1249</b>	<b>2540</b>	<b>472</b>	<b>1142</b>	<b>3013</b>	<b>37.9</b>	<b>91</b>	<b>201</b>	<b>45.3</b>

**AFC / DEFENSE/OPPONENTS: FIRST DOWNS, THIRD DOWNS, FOURTH DOWNS**

Rank	Team	FIRST DOWNS				THIRD DOWNS			FOURTH DOWNS		
		Total	Rush	Pass	Pen	Made	Att	Pct	Made	Att	Pct
1)	Jacksonville	220	77	124	19	61	189	32.3	5	12	41.7
2)	Denver	224	54	140	30	57	185	30.8	6	20	30.0
3)	Pittsburgh	240	76	142	22	62	172	36.0	6	17	35.3
4)	Los Angeles Chargers	255	86	141	28	79	196	40.3	6	16	37.5
5)	Baltimore	257	77	153	27	72	194	37.1	4	13	30.8
6)	Houston	261	72	157	32	58	176	33.0	5	8	62.5
7)	Oakland	266	81	165	20	80	188	42.6	5	7	71.4
8)	Miami	273	73	168	32	62	175	35.4	2	7	28.6
9)	Cleveland	279	81	173	25	81	198	40.9	4	7	57.1
10)	New York Jets	280	72	165	43	73	191	38.2	4	10	40.0
11)	Indianapolis	286	87	171	28	86	192	44.8	6	13	46.2
12)	Tennessee	290	60	207	23	66	184	35.9	9	14	64.3
13)	Cincinnati	291	99	153	39	87	209	41.6	7	15	46.7
14)	New England	294	93	181	20	74	179	41.3	9	20	45.0
15)	Buffalo	299	103	171	25	72	190	37.9	9	16	56.3
16)	Kansas City	315	100	180	35	78	187	41.7	8	13	61.5
	<b>Totals</b>	<b>4330</b>	<b>1291</b>	<b>2591</b>	<b>448</b>	<b>1148</b>	<b>3005</b>	<b>38.2</b>	<b>95</b>	<b>208</b>	<b>45.7</b>

**WEEK 15 / THROUGH MONDAY, DECEMBER 18, 2017**

**NFC / OFFENSE/TEAMS: FIRST DOWNS, THIRD DOWNS, FOURTH DOWNS**

Rank	Team	FIRST DOWNS				THIRD DOWNS			FOURTH DOWNS		
		Total	Rush	Pass	Pen	Made	Att	Pct	Made	Att	Pct
1)	Philadelphia	314	99	181	34	93	205	45.4	15	22	68.2
2)	Tampa Bay	304	66	212	26	66	167	39.5	3	7	42.9
3)	New Orleans	299	98	182	19	64	169	37.9	11	13	84.6
4)	Minnesota	298	87	178	33	85	188	45.2	1	7	14.3
5)	Atlanta	295	94	173	28	80	168	47.6	3	11	27.3
6)	Carolina	285	108	149	28	84	194	43.3	3	9	33.3
7)	Green Bay	278	90	160	28	75	182	41.2	14	22	63.6
8)	Dallas	277	114	143	20	76	175	43.4	9	17	52.9
9)	Los Angeles Rams	276	86	164	26	77	185	41.6	3	9	33.3
10)	Arizona	272	55	178	39	73	205	35.6	7	16	43.8
11)	Seattle	271	77	167	27	74	189	39.2	4	8	50.0
12)	San Francisco	270	71	178	21	75	207	36.2	8	18	44.4
13)	Detroit	263	49	189	25	71	182	39.0	0	7	0.0
14)	Washington	249	56	172	21	60	178	33.7	8	15	53.3
15)	New York Giants	242	58	159	25	69	197	35.0	7	17	41.2
16)	Chicago	239	84	130	25	63	177	35.6	6	15	40.0
	<b>Totals</b>	<b>4432</b>	<b>1292</b>	<b>2715</b>	<b>425</b>	<b>1185</b>	<b>2968</b>	<b>39.9</b>	<b>102</b>	<b>213</b>	<b>47.9</b>

**NFC / DEFENSE/OPPONENTS: FIRST DOWNS, THIRD DOWNS, FOURTH DOWNS**

Rank	Team	FIRST DOWNS				THIRD DOWNS			FOURTH DOWNS		
		Total	Rush	Pass	Pen	Made	Att	Pct	Made	Att	Pct
1)	Minnesota	236	52	155	29	46	175	26.3	9	17	52.9
2)	Carolina	242	63	159	20	66	179	36.9	7	20	35.0
3)	Philadelphia	243	50	164	29	58	177	32.8	4	15	26.7
4)	Los Angeles Rams	256	71	156	29	77	203	37.9	9	14	64.3
5)	Arizona	258	65	166	27	78	198	39.4	5	11	45.5
6t)	Chicago	265	73	163	29	77	193	39.9	6	10	60.0
6t)	New Orleans	265	81	142	42	72	181	39.8	2	9	22.2
8)	Washington	272	88	157	27	74	193	38.3	8	13	61.5
9)	Seattle	276	76	162	38	75	195	38.5	6	14	42.9
10)	New York Giants	284	94	169	21	82	195	42.1	4	16	25.0
11)	Dallas	285	85	169	31	84	188	44.7	4	11	36.4
12)	Tampa Bay	289	86	183	20	94	191	49.2	1	7	14.3
13)	Atlanta	293	87	179	27	67	168	39.9	11	17	64.7
14)	San Francisco	296	95	171	30	85	193	44.0	7	9	77.8
15)	Green Bay	298	86	190	22	81	181	44.8	8	10	80.0
16)	Detroit	305	98	179	28	63	166	38.0	7	13	53.8
	<b>Totals</b>	<b>4363</b>	<b>1250</b>	<b>2664</b>	<b>449</b>	<b>1179</b>	<b>2976</b>	<b>39.6</b>	<b>98</b>	<b>206</b>	<b>47.6</b>

**WEEK 15 / THROUGH MONDAY, DECEMBER 18, 2017**

**NFL / OFFENSE/TEAMS: FIRST DOWNS, THIRD DOWNS, FOURTH DOWNS**

Rank	Team	FIRST DOWNS				THIRD DOWNS			FOURTH DOWNS		
		Total	Rush	Pass	Pen	Made	Att	Pct	Made	Att	Pct
1)	New England	333	84	207	42	73	176	41.5	6	11	54.5
2)	Philadelphia	314	99	181	34	93	205	45.4	15	22	68.2
3)	Pittsburgh	308	83	196	29	82	187	43.9	3	6	50.0
4)	Tampa Bay	304	66	212	26	66	167	39.5	3	7	42.9
5)	New Orleans	299	98	182	19	64	169	37.9	11	13	84.6
6)	Minnesota	298	87	178	33	85	188	45.2	1	7	14.3
7)	Atlanta	295	94	173	28	80	168	47.6	3	11	27.3
8)	Los Angeles Chargers	290	69	191	30	72	181	39.8	5	10	50.0
9)	Jacksonville	287	91	163	33	74	198	37.4	8	11	72.7
10t)	Houston	285	75	167	43	68	186	36.6	5	9	55.6
10t)	Carolina	285	108	149	28	84	194	43.3	3	9	33.3
12)	Green Bay	278	90	160	28	75	182	41.2	14	22	63.6
13)	Dallas	277	114	143	20	76	175	43.4	9	17	52.9
14t)	Kansas City	276	81	172	23	66	172	38.4	2	8	25.0
14t)	Los Angeles Rams	276	86	164	26	77	185	41.6	3	9	33.3
16)	Arizona	272	55	178	39	73	205	35.6	7	16	43.8
17)	Seattle	271	77	167	27	74	189	39.2	4	8	50.0
18)	San Francisco	270	71	178	21	75	207	36.2	8	18	44.4
19)	Baltimore	269	96	144	29	65	192	33.9	8	13	61.5
20)	Detroit	263	49	189	25	71	182	39.0	0	7	0.0
21)	Cleveland	261	87	139	35	62	188	33.0	12	21	57.1
22t)	Oakland	260	66	167	27	75	180	41.7	8	19	42.1
22t)	Tennessee	260	85	141	34	65	174	37.4	4	8	50.0
24)	Denver	257	75	160	22	84	212	39.6	5	16	31.3
25)	Washington	249	56	172	21	60	178	33.7	8	15	53.3
26)	Miami	248	57	161	30	59	181	32.6	6	19	31.6
27t)	New York Jets	242	69	141	32	78	202	38.6	6	11	54.5
27t)	New York Giants	242	58	159	25	69	197	35.0	7	17	41.2
29)	Chicago	239	84	130	25	63	177	35.6	6	15	40.0
30)	Buffalo	238	93	127	18	88	212	41.5	2	13	15.4
31)	Indianapolis	230	79	129	22	76	202	37.6	7	15	46.7
32)	Cincinnati	217	59	135	23	55	170	32.4	4	11	36.4
	<b>Totals</b>	<b>8693</b>	<b>2541</b>	<b>5255</b>	<b>897</b>	<b>2327</b>	<b>5981</b>	<b>38.9</b>	<b>193</b>	<b>414</b>	<b>46.6</b>

**NFL / DEFENSE/OPPONENTS: FIRST DOWNS, THIRD DOWNS, FOURTH DOWNS**

Rank	Team	FIRST DOWNS				THIRD DOWNS			FOURTH DOWNS		
		Total	Rush	Pass	Pen	Made	Att	Pct	Made	Att	Pct
1)	Jacksonville	220	77	124	19	61	189	32.3	5	12	41.7
2)	Denver	224	54	140	30	57	185	30.8	6	20	30.0
3)	Minnesota	236	52	155	29	46	175	26.3	9	17	52.9
4)	Pittsburgh	240	76	142	22	62	172	36.0	6	17	35.3
5)	Carolina	242	63	159	20	66	179	36.9	7	20	35.0
6)	Philadelphia	243	50	164	29	58	177	32.8	4	15	26.7
7)	Los Angeles Chargers	255	86	141	28	79	196	40.3	6	16	37.5
8)	Los Angeles Rams	256	71	156	29	77	203	37.9	9	14	64.3
9)	Baltimore	257	77	153	27	72	194	37.1	4	13	30.8
10)	Arizona	258	65	166	27	78	198	39.4	5	11	45.5
11)	Houston	261	72	157	32	58	176	33.0	5	8	62.5
12t)	Chicago	265	73	163	29	77	193	39.9	6	10	60.0
12t)	New Orleans	265	81	142	42	72	181	39.8	2	9	22.2
14)	Oakland	266	81	165	20	80	188	42.6	5	7	71.4
15)	Washington	272	88	157	27	74	193	38.3	8	13	61.5
16)	Miami	273	73	168	32	62	175	35.4	2	7	28.6
17)	Seattle	276	76	162	38	75	195	38.5	6	14	42.9
18)	Cleveland	279	81	173	25	81	198	40.9	4	7	57.1
19)	New York Jets	280	72	165	43	73	191	38.2	4	10	40.0
20)	New York Giants	284	94	169	21	82	195	42.1	4	16	25.0
21)	Dallas	285	85	169	31	84	188	44.7	4	11	36.4
22)	Indianapolis	286	87	171	28	86	192	44.8	6	13	46.2
23)	Tampa Bay	289	86	183	20	94	191	49.2	1	7	14.3
24)	Tennessee	290	60	207	23	66	184	35.9	9	14	64.3
25)	Cincinnati	291	99	153	39	87	209	41.6	7	15	46.7
26)	Atlanta	293	87	179	27	67	168	39.9	11	17	64.7
27)	New England	294	93	181	20	74	179	41.3	9	20	45.0
28)	San Francisco	296	95	171	30	85	193	44.0	7	9	77.8
29)	Green Bay	298	86	190	22	81	181	44.8	8	10	80.0
30)	Buffalo	299	103	171	25	72	190	37.9	9	16	56.3
31)	Detroit	305	98	179	28	63	166	38.0	7	13	53.8
32)	Kansas City	315	100	180	35	78	187	41.7	8	13	61.5
	<b>Totals</b>	<b>8693</b>	<b>2541</b>	<b>5255</b>	<b>897</b>	<b>2327</b>	<b>5981</b>	<b>38.9</b>	<b>193</b>	<b>414</b>	<b>46.6</b>

**WEEK 15 / THROUGH MONDAY, DECEMBER 18, 2017**

**AFC / FIRST-DOWN PLAYS BY TEAMS**

<b>Rank</b>	<b>Team</b>	<b>Yds/Play</b>	<b>Plays</b>	<b>Yards</b>
1)	Kansas City	6.63	387	2567
2)	New England	6.56	427	2802
3)	Cincinnati	5.77	344	1985
4)	Jacksonville	5.53	412	2279
5)	Tennessee	5.45	385	2099
6)	Oakland	5.37	364	1954
7)	Los Angeles Chargers	5.32	400	2128
8)	Pittsburgh	5.27	424	2234
9)	New York Jets	4.87	368	1791
10)	Buffalo	4.76	365	1737
11)	Baltimore	4.74	399	1893
12)	Miami	4.72	387	1826
13)	Cleveland	4.70	387	1818
14)	Houston	4.65	409	1902
15)	Indianapolis	4.52	365	1649
16)	Denver	4.28	396	1693
	<b>TOTAL</b>	<b>5.20</b>	<b>6219</b>	<b>32357</b>

**AFC / FIRST-DOWN PLAYS BY OPPONENTS**

<b>Rank</b>	<b>Team</b>	<b>Yds/Play</b>	<b>Plays</b>	<b>Yards</b>
1)	Cincinnati	4.53	407	1845
2)	Baltimore	4.65	396	1840
3)	Cleveland	4.83	400	1933
4)	Pittsburgh	5.03	358	1799
5)	Oakland	5.16	374	1930
6)	Jacksonville	5.20	373	1939
7)	Denver	5.22	350	1826
8)	Tennessee	5.24	417	2185
9)	Los Angeles Chargers	5.29	378	2000
10)	New York Jets	5.36	399	2137
11)	Buffalo	5.51	424	2336
12)	Kansas City	5.62	424	2382
13)	Miami	5.67	387	2195
14)	Indianapolis	5.79	398	2303
15)	Houston	5.83	386	2251
16)	New England	6.45	406	2619
	<b>TOTAL</b>	<b>5.34</b>	<b>6277</b>	<b>33520</b>

**WEEK 15 / THROUGH MONDAY, DECEMBER 18, 2017**

**NFC / FIRST-DOWN PLAYS BY TEAMS**

<b>Rank</b>	<b>Team</b>	<b>Yds/Play</b>	<b>Plays</b>	<b>Yards</b>
1)	New Orleans	6.61	406	2685
2)	Atlanta	6.53	393	2565
3)	Tampa Bay	5.97	423	2526
4)	San Francisco	5.93	406	2406
5)	Los Angeles Rams	5.67	391	2218
6)	Philadelphia	5.47	426	2331
7)	Dallas	5.33	386	2057
8)	Arizona	5.31	410	2178
9)	Green Bay	5.30	379	2008
10)	Carolina	5.03	400	2010
11)	Seattle	4.98	406	2023
12)	Minnesota	4.93	408	2013
13)	Chicago	4.90	361	1770
14)	Washington	4.64	372	1726
15)	New York Giants	4.62	380	1756
16)	Detroit	4.54	384	1742
	<b>TOTAL</b>	<b>5.37</b>	<b>6331</b>	<b>34014</b>

**NFC / FIRST-DOWN PLAYS BY OPPONENTS**

<b>Rank</b>	<b>Team</b>	<b>Yds/Play</b>	<b>Plays</b>	<b>Yards</b>
1)	Philadelphia	4.09	370	1512
2)	Dallas	4.55	387	1762
3)	Seattle	4.71	402	1895
4)	Chicago	5.02	385	1932
5)	New Orleans	5.02	378	1898
6)	Minnesota	5.04	364	1836
7)	Arizona	5.10	389	1984
8)	Los Angeles Rams	5.23	388	2028
9)	Atlanta	5.34	396	2116
10)	Green Bay	5.36	402	2153
11)	New York Giants	5.38	402	2164
12)	San Francisco	5.40	420	2269
13)	Detroit	5.64	431	2430
14)	Carolina	5.67	360	2041
15)	Washington	5.96	400	2385
16)	Tampa Bay	6.13	399	2446
	<b>TOTAL</b>	<b>5.24</b>	<b>6273</b>	<b>32851</b>

**WEEK 15 / THROUGH MONDAY, DECEMBER 18, 2017****NFL / FIRST-DOWN PLAYS BY TEAMS**

<b>Rank</b>	<b>Team</b>	<b>Yds/Play</b>	<b>Plays</b>	<b>Yards</b>
1)	Kansas City	6.63	387	2567
2)	New Orleans	6.61	406	2685
3)	New England	6.56	427	2802
4)	Atlanta	6.53	393	2565
5)	Tampa Bay	5.97	423	2526
6)	San Francisco	5.93	406	2406
7)	Cincinnati	5.77	344	1985
8)	Los Angeles Rams	5.67	391	2218
9)	Jacksonville	5.53	412	2279
10)	Philadelphia	5.47	426	2331
11)	Tennessee	5.45	385	2099
12)	Oakland	5.37	364	1954
13)	Dallas	5.33	386	2057
14)	Los Angeles Chargers	5.32	400	2128
15)	Arizona	5.31	410	2178
16)	Green Bay	5.30	379	2008
17)	Pittsburgh	5.27	424	2234
18)	Carolina	5.03	400	2010
19)	Seattle	4.98	406	2023
20)	Minnesota	4.93	408	2013
21)	Chicago	4.90	361	1770
22)	New York Jets	4.87	368	1791
23)	Buffalo	4.76	365	1737
24)	Baltimore	4.74	399	1893
25)	Miami	4.72	387	1826
26)	Cleveland	4.70	387	1818
27)	Houston	4.65	409	1902
28)	Washington	4.64	372	1726
29)	New York Giants	4.62	380	1756
30)	Detroit	4.54	384	1742
31)	Indianapolis	4.52	365	1649
32)	Denver	4.28	396	1693
	<b>TOTAL</b>	<b>5.29</b>	<b>12550</b>	<b>66371</b>

**NFL / FIRST-DOWN PLAYS BY OPPONENTS**

<b>Rank</b>	<b>Team</b>	<b>Yds/Play</b>	<b>Plays</b>	<b>Yards</b>
1)	Philadelphia	4.09	370	1512
2)	Cincinnati	4.53	407	1845
3)	Dallas	4.55	387	1762
4)	Baltimore	4.65	396	1840
5)	Seattle	4.71	402	1895
6)	Cleveland	4.83	400	1933
7)	Chicago	5.02	385	1932
8)	New Orleans	5.02	378	1898
9)	Pittsburgh	5.03	358	1799
10)	Minnesota	5.04	364	1836
11)	Arizona	5.10	389	1984
12)	Oakland	5.16	374	1930
13)	Jacksonville	5.20	373	1939
14)	Denver	5.22	350	1826
15)	Los Angeles Rams	5.23	388	2028
16)	Tennessee	5.24	417	2185
17)	Los Angeles Chargers	5.29	378	2000
18)	Atlanta	5.34	396	2116
19)	Green Bay	5.36	402	2153
20)	New York Jets	5.36	399	2137
21)	New York Giants	5.38	402	2164
22)	San Francisco	5.40	420	2269
23)	Buffalo	5.51	424	2336
24)	Kansas City	5.62	424	2382
25)	Detroit	5.64	431	2430
26)	Carolina	5.67	360	2041
27)	Miami	5.67	387	2195
28)	Indianapolis	5.79	398	2303
29)	Houston	5.83	386	2251
30)	Washington	5.96	400	2385
31)	Tampa Bay	6.13	399	2446
32)	New England	6.45	406	2619
	<b>TOTAL</b>	<b>5.29</b>	<b>12550</b>	<b>66371</b>

**WEEK 15 / THROUGH MONDAY, DECEMBER 18, 2017**

**AFC / KICKOFFS (Receiving Team)**

Rank	Team	TotKO	AdjKO	TB	TB%	EZ	EZ%	OB	I20	Avg.Start
1)	Baltimore	63	62	34	54.8	45	71.4	1	5	26.9
2)	New England	63	60	36	60.0	44	69.8	0	6	26.4
3)	Oakland	76	70	41	58.6	54	71.1	0	11	25.6
4)	Cleveland	77	76	47	61.8	60	77.9	0	9	25.1
5)	Jacksonville	54	51	35	68.6	42	77.8	0	6	25.1
6)	Indianapolis	81	79	54	68.4	68	84.0	0	7	24.7
7)	Buffalo	74	73	44	60.3	58	78.4	0	6	24.4
8)	Kansas City	65	61	22	36.1	45	69.2	0	12	24.4
9)	Tennessee	79	76	52	68.4	68	86.1	0	8	24.3
10)	Houston	85	82	60	73.2	71	83.5	0	7	24.2
11)	Denver	72	70	40	57.1	56	77.8	0	11	24.0
12)	Pittsburgh	64	63	35	55.6	40	62.5	0	11	23.8
13)	Cincinnati	70	70	40	57.1	51	72.9	0	10	23.6
14)	Miami	73	70	36	51.4	54	74.0	0	12	23.6
15)	New York Jets	73	70	40	57.1	56	76.7	0	11	23.5
16)	Los Angeles Char	61	59	34	57.6	42	68.9	0	8	22.8
	<b>Totals</b>	<b>1130</b>	<b>1092</b>	<b>650</b>	<b>59.5</b>	<b>854</b>	<b>78.2</b>	<b>1</b>	<b>140</b>	<b>24.5</b>

**AFC / KICKOFFS (Kicking Team)**

Rank	Team	TotKO	AdjKO	TB	TB%	EZ	EZ%	OB	I20	Avg.Start
1)	Miami	59	55	26	47.3	41	69.5	0	12	22.4
2)	New England	86	85	33	38.8	53	61.6	0	18	23.2
3)	Cincinnati	55	54	30	55.6	39	70.9	1	7	23.6
4)	Kansas City	84	82	63	76.8	73	86.9	0	8	23.9
5)	Baltimore	78	75	46	61.3	51	65.4	0	11	24.0
6)	Oakland	58	57	42	73.7	49	84.5	0	7	24.1
7)	Houston	69	67	45	67.2	56	81.2	0	9	24.1
8)	Pittsburgh	78	76	41	53.9	56	71.8	0	13	24.1
9)	New York Jets	66	63	42	66.7	56	84.8	1	7	24.2
10)	Indianapolis	60	60	38	63.3	45	75.0	0	8	24.5
11)	Tennessee	70	69	44	63.8	58	82.9	0	8	24.7
12)	Cleveland	50	46	32	69.6	36	72.0	0	3	24.9
13)	Buffalo	64	58	31	53.4	43	67.2	0	7	25.3
14)	Jacksonville	83	82	44	53.7	56	67.5	1	8	26.0
15)	Los Angeles Char	68	67	23	34.3	43	63.2	0	8	26.6
16)	Denver	65	60	43	71.7	50	76.9	0	3	26.8
	<b>Totals</b>	<b>1093</b>	<b>1056</b>	<b>623</b>	<b>59.0</b>	<b>805</b>	<b>76.2</b>	<b>3</b>	<b>137</b>	<b>24.5</b>

Note: Average team drive start DOES NOT include onside kicks or kickoffs at the end of a half unless either kickoff is returned for a touchdown. All other kickoffs (returned kickoffs, fair catches, touchback and kickoffs out of bounds) are included. Kickoffs resulting in the kicking team retaining possession are not included.

ADJ KO: Adjusted kickoffs are used to compute the Avg. Team Drive Start.

I20: The number of drives that start inside (not including) the 20 yd line.



**WEEK 15 / THROUGH MONDAY, DECEMBER 18, 2017**

**NFC / KICKOFFS (Receiving Team)**

Rank	Team	TotKO	AdjKO	TB	TB%	EZ	EZ%	OB	I20	Avg.Start
1)	Los Angeles Rams	64	61	26	42.6	43	67.2	1	7	27.8
2)	Seattle	69	68	29	42.6	44	63.8	2	10	25.8
3)	Dallas	68	68	45	66.2	55	80.9	0	7	25.4
4)	Green Bay	73	73	45	61.6	53	72.6	1	7	25.3
5)	Chicago	74	73	32	43.8	48	64.9	1	9	24.8
6)	Philadelphia	64	62	45	72.6	50	78.1	0	5	24.7
7)	Detroit	70	68	42	61.8	52	74.3	3	8	24.6
8)	Carolina	64	62	36	58.1	45	70.3	0	6	24.5
9)	Atlanta	68	67	31	46.3	50	73.5	0	12	24.4
10)	Washington	78	75	46	61.3	54	69.2	0	10	24.4
11)	Tampa Bay	72	71	54	76.1	62	86.1	0	8	24.3
12)	New Orleans	67	62	34	54.8	49	73.1	2	9	24.3
13)	Minnesota	62	60	37	61.7	54	87.1	1	10	23.9
14)	New York Giants	79	76	49	64.5	59	74.7	0	9	23.7
15)	San Francisco	77	76	45	59.2	57	74.0	2	13	23.5
16)	Arizona	74	70	46	65.7	58	78.4	0	10	23.3
	<b>Totals</b>	<b>1123</b>	<b>1092</b>	<b>642</b>	<b>58.8</b>	<b>833</b>	<b>76.3</b>	<b>13</b>	<b>140</b>	<b>24.6</b>

**NFC / KICKOFFS (Kicking Team)**

Rank	Team	TotKO	AdjKO	TB	TB%	EZ	EZ%	OB	I20	Avg.Start
1)	Dallas	73	72	39	54.2	54	74.0	0	16	23.5
2)	Detroit	80	79	41	51.9	60	75.0	0	14	23.6
3)	Washington	71	69	47	68.1	57	80.3	1	9	23.9
4)	Tampa Bay	65	61	26	42.6	45	69.2	0	8	23.9
5)	Arizona	65	61	30	49.2	45	69.2	1	10	24.0
6)	New Orleans	84	81	52	64.2	73	86.9	1	13	24.6
7)	New York Giants	56	54	22	40.7	32	57.1	2	10	24.8
8)	Los Angeles Rams	95	95	73	76.8	83	87.4	2	8	24.8
9)	Carolina	74	73	62	84.9	67	90.5	1	3	24.8
10)	Seattle	71	67	35	52.2	46	64.8	1	10	24.9
11)	San Francisco	68	64	53	82.8	61	89.7	1	2	25.0
12)	Green Bay	64	63	36	57.1	45	70.3	0	4	25.1
13)	Philadelphia	89	88	45	51.1	61	68.5	1	11	25.2
14)	Minnesota	80	78	43	55.1	60	75.0	0	10	25.3
15)	Chicago	52	51	23	45.1	35	67.3	0	8	25.4
16)	Atlanta	73	72	42	58.3	58	79.5	0	7	25.4
	<b>Totals</b>	<b>1160</b>	<b>1128</b>	<b>669</b>	<b>59.3</b>	<b>882</b>	<b>78.2</b>	<b>11</b>	<b>143</b>	<b>24.6</b>

Note: Average team drive start DOES NOT include onside kicks or kickoffs at the end of a half unless either kickoff is returned for a touchdown. All other kickoffs (returned kickoffs, fair catches, touchback and kickoffs out of bounds) are included. Kickoffs resulting in the kicking team retaining possession are not included.

ADJ KO: Adjusted kickoffs are used to compute the Avg. Team Drive Start.

I20: The number of drives that start inside (not including) the 20 yd line.

**WEEK 15 / THROUGH MONDAY, DECEMBER 18, 2017**

**NFL / KICKOFFS (Receiving Team)**

Rank	Team	TotKO	AdjKO	TB	TB%	EZ	EZ%	OB	I20	Avg.Start
1)	Los Angeles Rams	64	61	26	42.6	43	67.2	1	7	27.8
2)	Baltimore	63	62	34	54.8	45	71.4	1	5	26.9
3)	New England	63	60	36	60.0	44	69.8	0	6	26.4
4)	Seattle	69	68	29	42.6	44	63.8	2	10	25.8
5)	Oakland	76	70	41	58.6	54	71.1	0	11	25.6
6)	Dallas	68	68	45	66.2	55	80.9	0	7	25.4
7)	Green Bay	73	73	45	61.6	53	72.6	1	7	25.3
8)	Cleveland	77	76	47	61.8	60	77.9	0	9	25.1
9)	Jacksonville	54	51	35	68.6	42	77.8	0	6	25.1
10)	Chicago	74	73	32	43.8	48	64.9	1	9	24.8
11)	Indianapolis	81	79	54	68.4	68	84.0	0	7	24.7
12)	Philadelphia	64	62	45	72.6	50	78.1	0	5	24.7
13)	Detroit	70	68	42	61.8	52	74.3	3	8	24.6
14)	Carolina	64	62	36	58.1	45	70.3	0	6	24.5
15)	Atlanta	68	67	31	46.3	50	73.5	0	12	24.4
16)	Buffalo	74	73	44	60.3	58	78.4	0	6	24.4
17)	Kansas City	65	61	22	36.1	45	69.2	0	12	24.4
18)	Washington	78	75	46	61.3	54	69.2	0	10	24.4
19)	Tennessee	79	76	52	68.4	68	86.1	0	8	24.3
20)	Tampa Bay	72	71	54	76.1	62	86.1	0	8	24.3
21)	New Orleans	67	62	34	54.8	49	73.1	2	9	24.3
22)	Houston	85	82	60	73.2	71	83.5	0	7	24.2
23)	Denver	72	70	40	57.1	56	77.8	0	11	24.0
24)	Minnesota	62	60	37	61.7	54	87.1	1	10	23.9
25)	Pittsburgh	64	63	35	55.6	40	62.5	0	11	23.8
26)	New York Giants	79	76	49	64.5	59	74.7	0	9	23.7
27)	Cincinnati	70	70	40	57.1	51	72.9	0	10	23.6
28)	Miami	73	70	36	51.4	54	74.0	0	12	23.6
29)	San Francisco	77	76	45	59.2	57	74.0	2	13	23.5
30)	New York Jets	73	70	40	57.1	56	76.7	0	11	23.5
31)	Arizona	74	70	46	65.7	58	78.4	0	10	23.3
32)	Los Angeles Char	61	59	34	57.6	42	68.9	0	8	22.8
	<b>Totals</b>	<b>2253</b>	<b>2184</b>	<b>1292</b>	<b>59.2</b>	<b>1687</b>	<b>77.2</b>	<b>14</b>	<b>280</b>	<b>24.6</b>

Note: Average opponent drive start DOES NOT include outside kicks or kickoffs at the end of a half unless either kickoff is returned for a touchdown. All other kickoffs (returned kickoffs, fair catches, touchback and kickoffs out of bounds) are included. Kickoffs resulting in the kicking team retaining possession are not included.

ADJ KO: Adjusted kickoffs are used to compute the Avg. Team Drive Start.

I20: The number of drives that start inside (not including) the 20 yd line.

**WEEK 15 / THROUGH MONDAY, DECEMBER 18, 2017**

**NFL / KICKOFFS (Kicking Team)**

Rank	Team	TotKO	AdjKO	TB	TB%	EZ	EZ%	OB	I20	Avg.Start
1)	Miami	59	55	26	47.3	41	69.5	0	12	22.4
2)	New England	86	85	33	38.8	53	61.6	0	18	23.2
3)	Dallas	73	72	39	54.2	54	74.0	0	16	23.5
4)	Cincinnati	55	54	30	55.6	39	70.9	1	7	23.6
5)	Detroit	80	79	41	51.9	60	75.0	0	14	23.6
6)	Washington	71	69	47	68.1	57	80.3	1	9	23.9
7)	Tampa Bay	65	61	26	42.6	45	69.2	0	8	23.9
8)	Kansas City	84	82	63	76.8	73	86.9	0	8	23.9
9)	Arizona	65	61	30	49.2	45	69.2	1	10	24.0
10)	Baltimore	78	75	46	61.3	51	65.4	0	11	24.0
11)	Oakland	58	57	42	73.7	49	84.5	0	7	24.1
12)	Houston	69	67	45	67.2	56	81.2	0	9	24.1
13)	Pittsburgh	78	76	41	53.9	56	71.8	0	13	24.1
14)	New York Jets	66	63	42	66.7	56	84.8	1	7	24.2
15)	Indianapolis	60	60	38	63.3	45	75.0	0	8	24.5
16)	New Orleans	84	81	52	64.2	73	86.9	1	13	24.6
17)	Tennessee	70	69	44	63.8	58	82.9	0	8	24.7
18)	New York Giants	56	54	22	40.7	32	57.1	2	10	24.8
19)	Los Angeles Rams	95	95	73	76.8	83	87.4	2	8	24.8
20)	Carolina	74	73	62	84.9	67	90.5	1	3	24.8
21)	Cleveland	50	46	32	69.6	36	72.0	0	3	24.9
22)	Seattle	71	67	35	52.2	46	64.8	1	10	24.9
23)	San Francisco	68	64	53	82.8	61	89.7	1	2	25.0
24)	Green Bay	64	63	36	57.1	45	70.3	0	4	25.1
25)	Philadelphia	89	88	45	51.1	61	68.5	1	11	25.2
26)	Buffalo	64	58	31	53.4	43	67.2	0	7	25.3
27)	Minnesota	80	78	43	55.1	60	75.0	0	10	25.3
28)	Chicago	52	51	23	45.1	35	67.3	0	8	25.4
29)	Atlanta	73	72	42	58.3	58	79.5	0	7	25.4
30)	Jacksonville	83	82	44	53.7	56	67.5	1	8	26.0
31)	Los Angeles Char	68	67	23	34.3	43	63.2	0	8	26.6
32)	Denver	65	60	43	71.7	50	76.9	0	3	26.8
	<b>Totals</b>	<b>2253</b>	<b>2184</b>	<b>1292</b>	<b>59.2</b>	<b>1687</b>	<b>77.2</b>	<b>14</b>	<b>280</b>	<b>24.6</b>

Note: Average team drive start DOES NOT include inside kicks or kickoffs at the end of a half unless either kickoff is returned for a touchdown. All other kickoffs (returned kickoffs, fair catches, touchback and kickoffs out of bounds) are included. Kickoffs resulting in the kicking team retaining possession are not included.

ADJ KO: Adjusted kickoffs are used to compute the Avg. Team Drive Start.

I20: The number of drives that start inside (not including) the 20 yd line.

**WEEK 15 / THROUGH MONDAY, DECEMBER 18, 2017**

**AFC / SINGLE-GAME HIGHS / PLAYERS**

**Most Points**-- 18, (11 times in Non-Overtime Games)  
**Passing Yards**-- 506, Roethlisberger, Pitt. vs. Balt., 12/10, (44-66, 506, 2 td, 0 int)  
**Longest Pass**-- 97, Roethlisberger, Pitt. at Det., 10/29, (to Smith-Schuster, JuJu, td)  
**Passing Touchdowns**-- 5, Brady, N.E. vs. Hou., 9/24, (25-35, 378, 5 td, 0 int)  
**Passing Touchdowns**-- 5, Watson, Hou. vs. K.C., 10/8, (16-31, 261, 5 td, 0 int)  
**Rushing Yards**-- 181, Fournette, Jax at Pitt., 10/8, (28-181, 2 td)  
**Rushing Attempts**-- 36, Gore, Ind. at Buff., 12/10 (OT), (36-130, 0 td)  
**Rushing Attempts**-- 35, Bell, Pitt. at Balt., 10/1, (35-144, 2 td)  
**Rushing Attempts**-- 35, Bell, Pitt. vs. Cin., 10/22, (35-134, 0 td)  
**Longest Rush**-- 90, Fournette, Jax at Pitt., 10/8, td  
**Receptions**-- 13, Landry, Miami at LA-C, 9/17, (13-78, 0 td)  
**Receiving Yards**-- 224, Hopkins, Hou. at Sea., 10/29, (8-224, 1 td)  
**Kickoff Return Yards**-- 191, Rainey, Balt. vs. Chi., 10/15 (OT), (5-191, 1 td)  
**Kickoff Return Yards**-- 157, Bray, Ind. at Tenn., 10/16, (5-157, 0 td)  
**Kickoff Returns**-- 7, Tate, Buff. at LA-C, 11/19, (7-144, 0 td)  
**Longest Kickoff Return**-- 103, D. Lewis, N.E. at Denv., 11/12, td  
**Punt Return Yards**-- 132, Campanaro, Balt. vs. Chi., 10/15 (OT), (5-132, 1 fc, 1 td)  
**Punt Return Yards**-- 88, Benjamin, LA-C vs. Denv., 10/22, (3-88, 5 fc, 1 td)  
**Punt Returns**-- 7, Mickens, Jax vs. LA-C, 11/12 (OT), (7-30, 1 fc, 0 td)  
**Punt Returns**-- 6, Peppers, Clev. at Hou., 10/15, (6-43, 0 fc, 0 td)  
**Punt Returns**-- 6, Tate, Buff. at K.C., 11/26, (6-61, 1 fc, 0 td)  
**Longest Punt Return**-- 82, Hill, K.C. at Hou., 10/8, td  
**Interceptions**-- 3, Byard, Tenn. at Clev., 10/22 (OT), (3-60, 0 td)  
**Interceptions**-- 2, (14 times in Non-Overtime Games)  
**Longest Interception Return**-- 103, Talib, Denv. vs. Dal., 9/17, td  
**Sacks**-- 4.0, Campbell, Jax at Hou., 9/10  
**Scrimmage Yards**-- 246, K. Hunt, K.C. at N.E., 9/7, (Rush 17-148, Rec 5-98)  
**Longest Punt**-- 74, Kern, Tenn. vs. Cin., 11/12  
**Punts**-- 11, Lechler, Hou. at Jax , 12/17, (11-518, 47.1)  
**Field Goals Made**-- 5, (4 times in Non-Overtime Games)  
**Longest Field Goal**-- 62, Gostkowski, N.E. at Oak., 11/19

**NFC / SINGLE-GAME HIGHS / PLAYERS**

**Most Points**-- 24, Gurley, LA-R at Sea., 12/17, (4 td, 0 fg, 0 xp, 0 2pt)  
**Passing Yards**-- 452, Wilson, Sea. vs. Hou., 10/29, (26-41, 452, 4 td, 1 int)  
**Longest Pass**-- 94, Goff, LA-R vs. Hou., 11/12, (to Woods, Robert, td)  
**Passing Touchdowns**-- 4, (13 times in Non-Overtime Games)  
**Rushing Yards**-- 167, Howard, Chi. at Balt., 10/15 (OT), (36-167, 0 td)  
**Rushing Yards**-- 159, A. Peterson, Ariz. at S.F., 11/5, (37-159, 0 td)  
**Rushing Attempts**-- 37, A. Peterson, Ariz. at S.F., 11/5, (37-159, 0 td)  
**Longest Rush**-- 74, Kamara, N.O. at LA-R, 11/26, td  
**Receptions**-- 13, Fitzgerald, Ariz. vs. Dal., 9/25, (13-149, 1 td)  
**Receiving Yards**-- 253, Ju. Jones, Atl. vs. T.B., 11/26, (12-253, 2 td)  
**Kickoff Return Yards**-- 197, Lockett, Sea. vs. Atl., 11/20, (5-197, 0 td)  
**Kickoff Returns**-- 7, Davis, G.B. vs. Det., 11/6, (7-140, 0 td)  
**Longest Kickoff Return**-- 103, Cooper, LA-R at Jax , 10/15, td  
**Punt Return Yards**-- 128, Cooper, LA-R at Sea., 12/17, (7-128, 1 fc, 0 td)  
**Punt Returns**-- 7, Cooper, LA-R at Sea., 12/17, (7-128, 1 fc, 0 td)  
**Longest Punt Return**-- 88, Agnew, Det. at NY-G, 9/18, td  
**Interceptions**-- 2, (4 times in Non-Overtime Games)  
**Longest Interception Return**-- 96, Breeland, Wash. at LA-C, 12/10, td  
**Sacks**-- 6.0, Clayborn, Atl. vs. Dal., 11/12  
**Scrimmage Yards**-- 268, Ju. Jones, Atl. vs. T.B., 11/26, (Rush 1-15, Rec 12-253)  
**Longest Punt**-- 74, Ryan, Sea. at S.F., 11/26  
**Punts**-- 9, O'Donnell, Chi. at Balt., 10/15 (OT), (9-420, 46.7)  
**Punts**-- 9, (3 times in Non-Overtime Games)  
**Field Goals Made**-- 7, Zuerlein, LA-R at Dal., 10/1, (7-7, 49 lg)  
**Longest Field Goal**-- 61, Elliott, Phil. vs. NY-G, 9/24

**WEEK 15 / THROUGH MONDAY, DECEMBER 18, 2017**

**NFL / SINGLE-GAME HIGHS / PLAYERS**

**Most Points**-- 24, Gurley, LA-R at Sea., 12/17, (4 td, 0 fg, 0 xp, 0 2pt)  
**Passing Yards**-- 506, Roethlisberger, Pitt. vs. Balt., 12/10, (44-66, 506, 2 td, 0 int)  
**Longest Pass**-- 97, Roethlisberger, Pitt. at Det., 10/29, (to Smith-Schuster, JuJu, td)  
**Passing Touchdowns**-- 5, Brady, N.E. vs. Hou., 9/24, (25-35, 378, 5 td, 0 int)  
**Passing Touchdowns**-- 5, Watson, Hou. vs. K.C., 10/8, (16-31, 261, 5 td, 0 int)  
**Rushing Yards**-- 181, Fournette, Jax at Pitt., 10/8, (28-181, 2 td)  
**Rushing Attempts**-- 37, A. Peterson, Ariz. at S.F., 11/5, (37-159, 0 td)  
**Longest Rush**-- 90, Fournette, Jax at Pitt., 10/8, td  
**Receptions**-- 13, Landry, Miami at LA-C, 9/17, (13-78, 0 td)  
**Receptions**-- 13, Fitzgerald, Ariz. vs. Dal., 9/25, (13-149, 1 td)  
**Receiving Yards**-- 253, Ju. Jones, Atl. vs. T.B., 11/26, (12-253, 2 td)  
**Kickoff Return Yards**-- 197, Lockett, Sea. vs. Atl., 11/20, (5-197, 0 td)  
**Kickoff Returns**-- 7, Davis, G.B. vs. Det., 11/6, (7-140, 0 td)  
**Kickoff Returns**-- 7, Tate, Buff. at LA-C, 11/19, (7-144, 0 td)  
**Longest Kickoff Return**-- 103, Cooper, LA-R at Jax , 10/15, td  
**Longest Kickoff Return**-- 103, D. Lewis, N.E. at Denv., 11/12, td  
**Punt Return Yards**-- 132, Campanaro, Balt. vs. Chi., 10/15 (OT), (5-132, 1 fc, 1 td)  
**Punt Return Yards**-- 128, Cooper, LA-R at Sea., 12/17, (7-128, 1 fc, 0 td)  
**Punt Returns**-- 7, Mickens, Jax vs. LA-C, 11/12 (OT), (7-30, 1 fc, 0 td)  
**Punt Returns**-- 7, Cooper, LA-R at Sea., 12/17, (7-128, 1 fc, 0 td)  
**Longest Punt Return**-- 88, Agnew, Det. at NY-G, 9/18, td  
**Interceptions**-- 3, Byard, Tenn. at Clev., 10/22 (OT), (3-60, 0 td)  
**Interceptions**-- 2, (18 times in Non-Overtime Games)  
**Longest Interception Return**-- 103, Talib, Denv. vs. Dal., 9/17, td  
**Sacks**-- 6.0, Clayborn, Atl. vs. Dal., 11/12  
**Scrimmage Yards**-- 268, Ju. Jones, Atl. vs. T.B., 11/26, (Rush 1-15, Rec 12-253)  
**Longest Punt**-- 74, Kern, Tenn. vs. Cin., 11/12  
**Longest Punt**-- 74, Ryan, Sea. at S.F., 11/26  
**Punts**-- 11, Lechler, Hou. at Jax , 12/17, (11-518, 47.1)  
**Field Goals Made**-- 7, Zuerlein, LA-R at Dal., 10/1, (7-7, 49 lg)  
**Longest Field Goal**-- 62, Gostkowski, N.E. at Oak., 11/19

**WEEK 15 / THROUGH MONDAY, DECEMBER 18, 2017**

**300-Yard Passing Games**

506, Roethlisberger, PIT vs. BAL 12/10 (44-66, 2 TD)  
452, Wilson, SEA vs. HOU 10/29 (26-41, 4 TD)  
447, Brady, NE at NO 09/17 (30-39, 3 TD)  
434, Manning, NYG vs. PHI 12/17 (37-57, 3 TD)  
434, Rivers, LAC at DAL 11/23 (27-33, 3 TD)  
423, Stafford, DET vs. PIT 10/29 (27-45, 0 TD)  
417, Carr, OAK vs. KC 10/19 (29-52, 3 TD)  
402, Watson, HOU at SEA 10/29 (19-30, 4 TD)  
385, Brees, NO vs. WAS 11/19 (ot) (29-41, 2 TD)  
384, Winston, TB at BUF 10/22 (32-44, 3 TD)  
381, Stafford, DET at TB 12/10 (36-44, 1 TD)  
381, Garoppolo, SF vs. TEN 12/17 (31-43, 1 TD)  
378, Brady, NE vs. HOU 09/24 (25-35, 5 TD)  
376, Siemian, DEN vs. NYG 10/15 (29-50, 1 TD)  
373, Wilson, SEA at TEN 09/24 (29-49, 4 TD)  
369, Keenum, MIN vs. TB 09/24 (25-33, 3 TD)  
368, A. Smith, KC at NE 09/07 (28-35, 4 TD)  
366, Manning, NYG at PHI 09/24 (35-47, 3 TD)  
366, A. Smith, KC at NYJ 12/03 (19-33, 4 TD)  
365, Savage, HOU at TEN 12/03 (31-49, 1 TD)  
365, Cousins, WAS vs. OAK 09/24 (25-30, 3 TD)  
361, Stafford, DET at GB 11/06 (26-33, 2 TD)  
357, Palmer, ARI vs. SF 10/01 (ot) (33-51, 1 TD)  
356, Brees, NO vs. NE 09/17 (27-45, 2 TD)  
355, Newton, CAR at DET 10/08 (26-33, 3 TD)  
355, Goff, LAR vs. HOU 11/12 (25-37, 3 TD)  
354, Goff, LAR vs. NO 11/26 (28-43, 2 TD)  
354, McCown, NYJ vs. NE 10/15 (31-47, 2 TD)  
353, Hoyer, SF at IND 10/08 (ot) (29-46, 2 TD)  
351, Roethlisberger, PIT vs. GB 11/26 (33-45, 4 TD)  
348, Wentz, PHI at SEA 12/03 (29-45, 1 TD)  
347, Rivers, LAC vs. PHI 10/01 (22-38, 2 TD)  
346, Bradford, MIN vs. NO 09/11 (27-32, 3 TD)  
344, Rivers, LAC vs. CLE 12/03 (31-43, 1 TD)  
343, A. Rodgers, GB at ATL 09/17 (33-50, 2 TD)  
342, A. Smith, KC at OAK 10/19 (25-36, 3 TD)  
340, Brady, NE at OAK 11/19 (30-37, 3 TD)  
334, Garoppolo, SF at HOU 12/10 (20-33, 1 TD)  
334, Wilson, SEA at NYG 10/22 (27-39, 3 TD)  
334, Winston, TB vs. NE 10/05 (26-46, 1 TD)  
333, Wentz, PHI at KC 09/17 (25-46, 2 TD)  
333, Brady, NE vs. LAC 10/29 (32-47, 1 TD)  
332, Palmer, ARI at IND 09/17 (ot) (19-36, 1 TD)  
332, Prescott, DAL at NYG 12/10 (20-30, 3 TD)  
332, Winston, TB vs. NYG 10/01 (22-38, 3 TD)  
332, Hoyer, SF vs. LAR 09/21 (23-37, 2 TD)  
331, Brees, NO at GB 10/22 (27-38, 1 TD)  
331, McCown, NYJ vs. KC 12/03 (26-36, 1 TD)  
331, Rivers, LAC vs. MIA 09/17 (31-39, 1 TD)  
330, Cousins, WAS vs. SF 10/15 (25-37, 2 TD)  
330, Bortles, JAX at IND 10/22 (18-26, 1 TD)  
328, Dalton, CIN vs. BUF 10/08 (22-36, 1 TD)  
328, Winston, TB at MIN 09/24 (28-40, 2 TD)  
327, Cousins, WAS vs. MIN 11/12 (26-45, 1 TD)  
326, Bortles, JAX vs. HOU 12/17 (21-29, 3 TD)  
325, Palmer, ARI vs. DAL 09/25 (29-48, 2 TD)  
324, A. Smith, KC at HOU 10/08 (29-37, 3 TD)  
322, Cousins, WAS at NO 11/19 (ot) (22-32, 3 TD)  
321, Ryan, ATL at CHI 09/10 (21-30, 1 TD)  
319, Rivers, LAC vs. WAS 12/10 (18-31, 2 TD)  
317, Ryan, ATL vs. TB 11/26 (26-35, 1 TD)  
317, Roethlisberger, PIT at DET 10/29 (17-31, 1 TD)  
316, Newton, CAR at NE 10/01 (22-29, 3 TD)  
314, Trubisky, CHI at DET 12/16 (31-46, 1 TD)  
314, Brissett, IND vs. SF 10/08 (ot) (22-34, 0 TD)  
313, Ryan, ATL at CAR 11/05 (24-38, 2 TD)  
313, A. Rodgers, GB vs. CIN 09/24 (ot) (28-42, 3 TD)  
313, Carr, OAK at BUF 10/29 (31-49, 1 TD)  
312, Roethlisberger, PIT vs. JAX 10/08 (33-55, 0 TD)  
312, Stafford, DET at NO 10/15 (25-52, 3 TD)  
311, Cutler, MIA vs. OAK 11/05 (34-42, 3 TD)  
311, Goff, LAR at NYG 11/05 (14-22, 4 TD)  
311, A. Rodgers, GB vs. SEA 09/10 (28-42, 1 TD)  
309, Bortles, JAX vs. IND 12/03 (26-35, 2 TD)  
308, Brissett, IND at HOU 11/05 (20-30, 2 TD)  
307, Brady, NE vs. CAR 10/01 (32-45, 2 TD)  
307, Wentz, PHI at WAS 09/10 (26-39, 2 TD)  
307, McCown, NYJ vs. CAR 11/26 (19-36, 3 TD)  
306, Mariota, TEN vs. IND 10/16 (23-32, 1 TD)

306, Mariota, TEN at PIT 11/16 (22-33, 1 TD)  
306, Goff, LAR vs. IND 09/10 (21-29, 1 TD)  
304, Keenum, MIN at WAS 11/12 (21-29, 4 TD)  
304, Wentz, PHI vs. ARI 10/08 (21-30, 4 TD)  
303, Brady, NE at TB 10/05 (30-40, 1 TD)  
303, Cousins, WAS at PHI 10/23 (30-40, 3 TD)  
301, Watson, HOU at NE 09/24 (22-33, 2 TD)  
301, Glennon, CHI at TB 09/17 (31-45, 1 TD)  
300, Carr, OAK at MIA 11/05 (21-30, 1 TD)

**WEEK 15 / THROUGH MONDAY, DECEMBER 18, 2017**

**100-Yard Receiving Games**

253, Ju. Jones, ATL vs. TB 11/26 (12 rec., 2 TD)  
224, Hopkins, HOU at SEA 10/29 (8 rec., 1 TD)  
213, Brown, PIT vs. BAL 12/10 (11 rec., 0 TD)  
210, Cooper, OAK vs. KC 10/19 (11 rec., 2 TD)  
193, Smith-Schuster, PIT at DET 10/29 (7 rec., 1 TD)  
189, Green, CIN vs. BUF 10/08 (7 rec., 1 TD)  
186, Cole, JAX vs. HOU 12/17 (7 rec., 1 TD)  
185, Hill, KC at NYJ 12/03 (6 rec., 2 TD)  
182, Brown, PIT at CLE 09/10 (11 rec., 0 TD)  
180, Stills, MIA vs. TB 11/19 (7 rec., 1 TD)  
177, Hilton, IND vs. SF 10/08 (ot) (7 rec., 0 TD)  
175, Dickson, CAR at DET 10/08 (5 rec., 0 TD)  
175, Hilton, IND at HOU 11/05 (5 rec., 2 TD)  
173, Diggs, MIN vs. TB 09/24 (8 rec., 2 TD)  
172, Allen, LAC at DAL 11/23 (11 rec., 1 TD)  
171, Woods, LAR vs. HOU 11/12 (8 rec., 2 TD)  
169, Brown, PIT vs. GB 11/26 (10 rec., 2 TD)  
168, Gronkowski, NE at PIT 12/17 (9 rec., 0 TD)  
166, Thielen, MIN at WAS 11/12 (8 rec., 1 TD)  
159, Allen, LAC vs. BUF 11/19 (12 rec., 2 TD)  
157, Brown, PIT vs. JAX 10/08 (10 rec., 0 TD)  
157, Kearse, NYJ vs. KC 12/03 (9 rec., 0 TD)  
157, Thielen, MIN vs. NO 09/11 (9 rec., 0 TD)  
155, Brown, PIT at KC 10/15 (8 rec., 1 TD)  
153, Hilton, IND vs. CLE 09/24 (7 rec., 1 TD)  
150, Thompson, WAS vs. OAK 09/24 (6 rec., 1 TD)  
149, Fitzgerald, ARI vs. DAL 09/25 (13 rec., 1 TD)  
149, Hopkins, HOU vs. SF 12/10 (11 rec., 2 TD)  
149, Cooks, NE at OAK 11/19 (6 rec., 1 TD)  
147, Gronkowski, NE at BUF 12/03 (9 rec., 0 TD)  
146, Anderson, NYJ vs. CAR 11/26 (6 rec., 2 TD)  
144, Brown, PIT vs. TEN 11/16 (10 rec., 3 TD)  
142, Garcon, SF vs. LAR 09/21 (7 rec., 0 TD)  
142, Shepard, NYG at SF 11/12 (11 rec., 0 TD)  
141, Agholor, PHI at SEA 12/03 (7 rec., 1 TD)  
141, Te. Williams, DAL vs. KC 11/05 (9 rec., 0 TD)  
141, Ginn, NO at GB 10/22 (7 rec., 0 TD)  
141, Crowder, WAS vs. NYG 11/23 (7 rec., 1 TD)  
139, Shepard, NYG vs. PHI 12/17 (11 rec., 1 TD)  
138, Fitzgerald, ARI vs. TB 10/15 (10 rec., 1 TD)  
138, Allen, LAC vs. PHI 10/01 (5 rec., 0 TD)  
137, Sanders, DEN vs. NE 11/12 (6 rec., 0 TD)  
133, Hill, KC at NE 09/07 (7 rec., 1 TD)  
133, Shepard, NYG at PHI 09/24 (7 rec., 1 TD)  
133, Wallace, BAL at OAK 10/08 (3 rec., 0 TD)  
133, De. Thomas, DEN vs. NYG 10/15 (10 rec., 0 TD)  
133, Kelce, KC vs. DEN 10/30 (7 rec., 1 TD)  
132, Ty. Williams, LAC vs. WAS 12/10 (4 rec., 1 TD)  
131, Cooks, NE vs. HOU 09/24 (5 rec., 2 TD)  
128, M. Jones, DET vs. PIT 10/29 (6 rec., 0 TD)  
128, Hooper, ATL at CHI 09/10 (2 rec., 1 TD)  
126, D. Adams, GB vs. BAL 11/19 (8 rec., 0 TD)  
126, J. Cook, OAK at MIA 11/05 (8 rec., 0 TD)  
125, Hopkins, HOU at BAL 11/27 (7 rec., 0 TD)  
125, W. Fuller, HOU at SEA 10/29 (5 rec., 2 TD)  
125, Hill, KC at OAK 10/19 (6 rec., 1 TD)  
123, Thielen, MIN vs. LAR 11/19 (6 rec., 1 TD)  
123, Crowder, WAS vs. DAL 10/29 (9 rec., 0 TD)  
122, Allison, GB vs. CIN 09/24 (ot) (6 rec., 0 TD)  
121, Doyle, IND at CIN 10/29 (12 rec., 1 TD)  
121, Lockett, SEA vs. HOU 10/29 (6 rec., 0 TD)  
120, Nelson, ARI at IND 09/17 (ot) (5 rec., 1 TD)  
118, Ju. Jones, ATL at CAR 11/05 (6 rec., 0 TD)  
118, Kupp, LAR vs. PHI 12/10 (5 rec., 1 TD)  
117, Thomas, NO at ATL 12/07 (10 rec., 1 TD)  
117, Thomas, NO at BUF 11/12 (9 rec., 0 TD)  
116, Gronkowski, NE at NO 09/17 (6 rec., 1 TD)  
116, Wallace, BAL vs. DET 12/03 (5 rec., 0 TD)  
116, Goodwin, SF at IND 10/08 (ot) (5 rec., 0 TD)  
116, Kupp, LAR vs. NO 11/26 (8 rec., 0 TD)  
116, Olsen, CAR vs. GB 12/17 (9 rec., 1 TD)  
115, Ty. Williams, LAC vs. PHI 10/01 (5 rec., 1 TD)  
115, Green, CIN at TEN 11/12 (5 rec., 1 TD)  
114, McKinnon, MIN vs. CIN 12/17 (7 rec., 0 TD)  
114, Goodwin, SF vs. TEN 12/17 (10 rec., 0 TD)  
114, Smith-Schuster, PIT vs. NE 12/17 (6 rec., 0 TD)  
113, R. Smith, DAL at NYG 12/10 (5 rec., 1 TD)  
113, Fitzgerald, ARI vs. SEA 11/09 (10 rec., 0 TD)  
113, Tate, DET at GB 11/06 (7 rec., 0 TD)



113, Matthews, TEN at PIT 11/16 (5 rec., 1 TD)  
112, C. Clay, BUF at ATL 10/01 (5 rec., 0 TD)  
111, Allen, LAC vs. WAS 12/10 (6 rec., 0 TD)  
111, Kelce, KC vs. WAS 10/02 (7 rec., 1 TD)  
111, Green, CIN at GB 09/24 (ot) (10 rec., 1 TD)  
111, Hopkins, HOU at LAR 11/12 (7 rec., 0 TD)  
110, Brown, PIT at CHI 09/24 (ot) (10 rec., 1 TD)  
109, M. Jones, DET vs. MIN 11/23 (6 rec., 2 TD)  
109, Kelce, KC at NYG 11/19 (ot) (8 rec., 0 TD)  
108, Funchess, CAR at NYJ 11/26 (7 rec., 0 TD)  
108, Woods, LAR at SF 09/21 (6 rec., 0 TD)  
108, Baldwin, SEA vs. WAS 11/05 (7 rec., 1 TD)  
108, Ju. Jones, ATL vs. GB 09/17 (5 rec., 0 TD)  
107, Tate, DET vs. ARI 09/10 (10 rec., 0 TD)  
107, Thompson, BUF vs. TB 10/22 (4 rec., 0 TD)  
107, J. Cook, OAK vs. KC 10/19 (6 rec., 0 TD)  
107, M. Jones, DET at GB 11/06 (7 rec., 2 TD)  
107, Wright, CHI at CIN 12/10 (10 rec., 0 TD)  
107, Hopkins, HOU vs. TEN 10/01 (10 rec., 1 TD)  
107, Anderson, NYJ vs. KC 12/03 (8 rec., 0 TD)  
106, Bell, PIT at CIN 12/04 (5 rec., 1 TD)  
106, Jackson, TB vs. NE 10/05 (5 rec., 0 TD)  
106, Goodwin, SF at HOU 12/10 (6 rec., 0 TD)  
106, Watkins, LAR at SF 09/21 (6 rec., 2 TD)  
105, Thompson, WAS vs. SF 10/15 (4 rec., 0 TD)  
105, Baldwin, SEA at TEN 09/24 (10 rec., 1 TD)  
105, Allen, LAC vs. CLE 12/03 (10 rec., 1 TD)  
105, Ja. Brown, ARI vs. SF 10/01 (ot) (8 rec., 0 TD)  
105, Benjamin, LAC vs. KC 09/24 (5 rec., 0 TD)  
105, P. Richardson, SEA vs. HOU 10/29 (6 rec., 2 TD)  
105, Thielen, MIN at CAR 12/10 (6 rec., 1 TD)  
105, Kearse, NYJ vs. CAR 11/26 (7 rec., 1 TD)  
104, Anderson, NYJ vs. ATL 10/29 (6 rec., 1 TD)  
104, Rogers, IND vs. PIT 11/12 (6 rec., 1 TD)  
104, Benjamin, CAR at NE 10/01 (4 rec., 0 TD)  
103, Ertz, PHI vs. CHI 11/26 (10 rec., 1 TD)  
103, Kelce, KC vs. PHI 09/17 (8 rec., 1 TD)  
101, Hurns, JAX at IND 10/22 (5 rec., 0 TD)  
101, McCaffrey, CAR vs. NO 09/24 (9 rec., 0 TD)  
101, Brown, PIT at CIN 12/04 (8 rec., 1 TD)  
101, Kamara, NO at LAR 11/26 (6 rec., 1 TD)  
100, T. Smith, PHI at LAR 12/10 (6 rec., 0 TD)  
100, Allen, LAC vs. MIA 09/17 (9 rec., 0 TD)  
100, Amendola, NE vs. KC 09/07 (6 rec., 0 TD)

**WEEK 15 / THROUGH MONDAY, DECEMBER 18, 2017**

**100-Yard Rushing Games**

181, Fournette, JAX at PIT 10/08 (28 att., 2 TD)  
179, Bell, PIT at KC 10/15 (32 att., 1 TD)  
172, K. Hunt, KC at LAC 09/24 (17 att., 1 TD)  
167, Howard, CHI at BAL 10/15 (ot) (36 att., 0 TD)  
163, Powell, NYJ vs. JAX 10/01 (ot) (21 att., 1 TD)  
159, A. Peterson, ARI at SF 11/05 (37 att., 0 TD)  
158, C. Anderson, DEN at IND 12/14 (30 att., 0 TD)  
156, McCoy, BUF vs. IND 12/10 (ot) (32 att., 1 TD)  
155, K. Hunt, KC vs. LAC 12/16 (24 att., 1 TD)  
152, Gurley, LAR at SEA 12/17 (21 att., 3 TD)  
151, McCoy, BUF vs. OAK 10/29 (27 att., 1 TD)  
150, E. Elliott, DAL at WAS 10/29 (33 att., 2 TD)  
148, K. Hunt, KC at NE 09/07 (17 att., 1 TD)  
147, E. Elliott, DAL at SF 10/22 (26 att., 2 TD)  
147, Howard, CHI at CIN 12/10 (23 att., 2 TD)  
144, Bell, PIT at BAL 10/01 (35 att., 2 TD)  
140, Howard, CHI vs. PIT 09/24 (ot) (23 att., 2 TD)  
136, Blount, PHI at LAC 10/01 (16 att., 0 TD)  
134, Bell, PIT vs. CIN 10/22 (35 att., 0 TD)  
134, A. Peterson, ARI vs. TB 10/15 (26 att., 2 TD)  
134, Ingram, NO vs. WAS 11/19 (ot) (11 att., 1 TD)  
132, Gordon, LAC at NE 10/29 (14 att., 1 TD)  
131, Henry, TEN vs. IND 10/16 (19 att., 1 TD)  
131, A. Jones, GB vs. NO 10/22 (17 att., 1 TD)  
131, Ingram, NO at BUF 11/12 (21 att., 3 TD)  
130, Ajayi, MIA at ATL 10/15 (26 att., 0 TD)  
130, Gore, IND at BUF 12/10 (ot) (36 att., 0 TD)  
130, Fournette, JAX vs. LAR 10/15 (21 att., 1 TD)  
127, Cook, MIN vs. NO 09/11 (22 att., 0 TD)  
127, Morris, DAL vs. WAS 11/30 (27 att., 1 TD)  
126, Freeman, ATL at TB 12/18 (22 att., 1 TD)  
125, Howard, CHI vs. DET 11/19 (15 att., 1 TD)  
125, A. Jones, GB at DAL 10/08 (19 att., 1 TD)  
124, Hyde, SF at SEA 09/17 (15 att., 0 TD)  
122, Ajayi, MIA at LAC 09/17 (28 att., 0 TD)  
122, Yeldon, JAX at IND 10/22 (9 att., 1 TD)  
121, Gurley, LAR at DAL 10/01 (23 att., 0 TD)  
121, Crowell, CLE vs. GB 12/10 (ot) (19 att., 0 TD)  
120, Collins, BAL at PIT 12/10 (18 att., 1 TD)  
120, Drake, MIA vs. DEN 12/03 (23 att., 1 TD)  
118, C. Anderson, DEN vs. DAL 09/17 (25 att., 1 TD)  
117, Perine, WAS at NO 11/19 (ot) (23 att., 1 TD)  
117, Darkwa, NYG at DEN 10/15 (21 att., 0 TD)  
117, Bell, PIT vs. NE 12/17 (24 att., 1 TD)  
116, Gurley, LAR at JAX 10/15 (23 att., 0 TD)  
116, E. Elliott, DAL vs. GB 10/08 (29 att., 0 TD)  
116, K. Hunt, KC vs. OAK 12/10 (25 att., 1 TD)  
115, Murray, TEN vs. SEA 09/24 (14 att., 1 TD)  
114, Drake, MIA vs. NE 12/11 (25 att., 0 TD)  
114, Mixon, CIN vs. CLE 11/26 (23 att., 1 TD)  
114, Ingram, NO vs. DET 10/15 (25 att., 2 TD)  
114, McCoy, BUF at LAC 11/19 (13 att., 1 TD)  
113, Williams, GB vs. TB 12/03 (ot) (21 att., 1 TD)  
113, Murray, MIN vs. BAL 10/22 (18 att., 1 TD)  
113, Collins, BAL vs. MIA 10/26 (18 att., 0 TD)  
113, Gurley, LAR at SF 09/21 (28 att., 2 TD)  
112, D. Lewis, NE vs. MIA 11/26 (15 att., 0 TD)  
111, Fournette, JAX at CLE 11/19 (28 att., 0 TD)  
110, Stewart, CAR vs. MIA 11/13 (17 att., 0 TD)  
110, McCoy, BUF vs. NYJ 09/10 (22 att., 0 TD)  
109, Henry, TEN vs. HOU 12/03 (11 att., 1 TD)  
107, K. Hunt, KC at HOU 10/08 (29 att., 0 TD)  
106, Freeman, ATL at DET 09/24 (21 att., 1 TD)  
106, Gurley, LAR vs. ARI 10/22 (22 att., 1 TD)  
106, Kamara, NO at BUF 11/12 (12 att., 1 TD)  
105, Ingram, NO at GB 10/22 (22 att., 1 TD)  
105, Gordon, LAC at NYG 10/08 (20 att., 0 TD)  
104, E. Elliott, DAL vs. NYG 09/10 (24 att., 0 TD)  
103, Stewart, CAR vs. MIN 12/10 (16 att., 3 TD)  
102, Howard, CHI at NO 10/29 (23 att., 0 TD)  
102, Barber, TB at GB 12/03 (ot) (23 att., 0 TD)  
101, Fournette, JAX vs. SEA 12/10 (24 att., 1 TD)  
101, Lynch, OAK vs. NYG 12/03 (17 att., 1 TD)  
101, K. Hunt, KC vs. WAS 10/02 (21 att., 0 TD)  
100, Fournette, JAX at HOU 09/10 (26 att., 1 TD)  
100, Perine, WAS vs. NYG 11/23 (24 att., 0 TD)

**WEEK 15 / THROUGH MONDAY, DECEMBER 18, 2017****AFC / LEADING PASSERS**

Player, Team	Att	Comp	Pct		Avg		Pct			Pct Rating	
			Comp	Yds	Gain	TD	TD	Long	Int	Int	Points
A. Smith, K.C.	466	316	67.8	3738	8.02	25	5.4	79t	5	1.1	105.4
Brady, N.E.	516	346	67.1	4163	8.07	28	5.4	64t	7	1.4	104.0
*Watson, Hou.	204	126	61.8	1699	8.33	19	9.3	72t	8	3.9	103.0
McCown, NY-J	397	267	67.3	2926	7.37	18	4.5	69t	9	2.3	94.5
Rivers, LA-C	498	310	62.2	3838	7.71	24	4.8	75t	10	2.0	93.8
Roethlisberger, Pit.	532	340	63.9	4025	7.57	26	4.9	97t	14	2.6	92.2
Bortles, Jac.	439	268	61.0	3147	7.17	19	4.3	75t	8	1.8	89.7
Taylor, Buf.	355	223	62.8	2314	6.52	13	3.7	47	4	1.1	89.1
Carr, Oak.	458	289	63.1	3113	6.80	20	4.4	64t	10	2.2	88.4
Dalton, Cin.	411	247	60.1	2860	6.96	21	5.1	77t	11	2.7	87.0
Brissett, Ind.	411	245	59.6	2769	6.74	11	2.7	80t	7	1.7	81.7
Cutler, Mia.	389	246	63.2	2374	6.10	18	4.6	47	14	3.6	80.6
Mariota, Ten.	393	247	62.8	2823	7.18	12	3.1	75t	14	3.6	79.7
Flacco, Bal.	464	298	64.2	2701	5.82	14	3.0	66	12	2.6	79.1
Hoyer, S.F.-N.E.	208	122	58.7	1282	6.16	4	1.9	59	4	1.9	75.0
Siemian, Den.	349	206	59.0	2285	6.55	12	3.4	44	14	4.0	73.3
Savage, Hou.	223	125	56.1	1412	6.33	5	2.2	57	6	2.7	71.4
*Kizer, Cle.	410	221	53.9	2398	5.85	9	2.2	44	19	4.6	59.4

**AFC / LEADING PASSERS, RANKS**

Player, Team	Att	Comp	Pct		Avg		Pct			Pct Rating	
			Comp	Yds	Gain	TD	TD	Long	Int	Int	Points
A. Smith, K.C.	4	3	1	4	3	3	3		3	1	1
Brady, N.E.	2	1	3	1	2	1	2		5t	3	2
*Watson, Hou.	18	16	11	16	1	7t	1		7t	16	3
McCown, NY-J	11	8	2	7	6	9t	8		9	9	4
Rivers, LA-C	3	4	10	3	4	4	6		10t	7	5
Roethlisberger, Pit.	1	2	5	2	5	2	5		14t	11	6
Bortles, Jac.	7	7	12	5	8	7t	10		7t	5	7
Taylor, Buf.	14	13	9	14	13	12	11		1t	2	8
Carr, Oak.	6	6	7	6	10	6	9		10t	8	9
Dalton, Cin.	8t	9t	13	8	9	5	4		12	12	10
Brissett, Ind.	8t	12	14	10	11	15	15		5t	4	11
Cutler, Mia.	13	11	6	13	16	9t	7		14t	15	12
Mariota, Ten.	12	9t	8	9	7	13t	13		14t	14	13
Flacco, Bal.	5	5	4	11	18	11	14		13	10	14
Hoyer, S.F.-N.E.	17	18	16	18	15	19t	18		1t	6	15
Siemian, Den.	15	15	15	15	12	13t	12		14t	17	16
Savage, Hou.	16	17	17	17	14	17t	16		4	13	17
*Kizer, Cle.	10	14	18	12	17	16	17		18	18	18

**WEEK 15 / THROUGH MONDAY, DECEMBER 18, 2017****AFC / FOURTH-QUARTER PASSING LEADERS**

Rank	Player, Team	Att	Comp	Comp%	Yards	YPA	TD	TD%	Int	Int%	Rating
1)	*Watson, Hou.	58	33	56.9	588	10.14	6	10.3	4	6.9	97.5
2)	Hoyer, S.F.-N.E.	60	34	56.7	367	6.12	4	6.7	0	0.0	97.0
3)	Roethlisberger, Pit.	141	94	66.7	1141	8.09	7	5.0	4	2.8	96.1
4)	Brady, N.E.	118	75	63.6	830	7.03	5	4.2	1	0.8	95.0
5)	Rivers, LA-C	123	75	61.0	852	6.93	8	6.5	3	2.4	93.3
6)	Carr, Oak.	156	98	62.8	1097	7.03	8	5.1	3	1.9	92.8
7)	Taylor, Buf.	78	54	69.2	528	6.77	2	2.6	1	1.3	91.2
8)	A. Smith, K.C.	128	82	64.1	942	7.36	5	3.9	3	2.3	89.4
9)	Moore, Mia.	53	33	62.3	417	7.87	4	7.5	3	5.7	88.3
10)	Cutler, Mia.	116	71	61.2	734	6.33	5	4.3	2	1.7	86.6
11)	McCown, NY-J	107	71	66.4	788	7.36	4	3.7	4	3.7	84.9
12)	Osweiler, Den.	41	24	58.5	216	5.27	2	4.9	1	2.4	78.9
13)	Siemian, Den.	99	61	61.6	700	7.07	4	4.0	5	5.1	75.3
14)	Dalton, Cin.	90	49	54.4	535	5.94	2	2.2	1	1.1	75.0
15)	Mariota, Ten.	102	56	54.9	616	6.04	5	4.9	4	3.9	73.0
16)	Flacco, Bal.	117	72	61.5	565	4.83	3	2.6	3	2.6	71.3
17)	Savage, Hou.	60	34	56.7	434	7.23	1	1.7	3	5.0	64.2
18)	Brissett, Ind.	121	68	56.2	625	5.17	1	0.8	3	2.5	62.9
19)	Bortles, Jac.	86	50	58.1	518	6.02	1	1.2	4	4.7	60.1
20)	*Kizer, Cle.	143	70	49.0	783	5.48	2	1.4	7	4.9	50.0

**AFC / THIRD-DOWN PASSING LEADERS**

Rank	Player, Team	Att	Comp	Comp%	Yards	YPA	TD	TD%	Int	Int%	Rating
1)	McCown, NY-J	124	86	69.4	1044	8.42	6	4.8	3	2.4	101.0
2)	Taylor, Buf.	115	75	65.2	769	6.69	6	5.2	3	2.6	90.8
3)	A. Smith, K.C.	116	66	56.9	812	7.00	5	4.3	1	0.9	89.4
4)	Brady, N.E.	127	76	59.8	939	7.39	8	6.3	5	3.9	87.4
5)	Dalton, Cin.	115	64	55.7	760	6.61	10	8.7	6	5.2	83.2
6)	Carr, Oak.	123	75	61.0	863	7.02	5	4.1	4	3.3	82.1
7)	Rivers, LA-C	143	87	60.8	1110	7.76	6	4.2	6	4.2	81.6
8)	Brissett, Ind.	126	71	56.3	841	6.67	4	3.2	2	1.6	80.8
9)	Flacco, Bal.	124	72	58.1	695	5.60	5	4.0	2	1.6	80.5
10)	Roethlisberger, Pit.	146	86	58.9	1116	7.64	8	5.5	8	5.5	78.5
11)	Savage, Hou.	73	36	49.3	506	6.93	2	2.7	1	1.4	75.5
12)	Bortles, Jac.	141	82	58.2	837	5.94	5	3.5	4	2.8	75.3
13)	Mariota, Ten.	121	69	57.0	749	6.19	3	2.5	3	2.5	73.3
14)	Siemian, Den.	102	57	55.9	678	6.65	4	3.9	4	3.9	73.1
15)	Cutler, Mia.	102	61	59.8	620	6.08	3	2.9	4	3.9	70.7
16)	*Kizer, Cle.	110	56	50.9	712	6.47	1	0.9	8	7.3	44.2

**WEEK 15 / THROUGH MONDAY, DECEMBER 18, 2017****AFC / LEADING RUSHERS**

Rank	Player, Team	Att	Yards	Avg	Long	TD
1)	Bell, Pit.	307	1222	4.0	27	8
2)	*K. Hunt, K.C.	242	1201	5.0	69t	6
3)	McCoy, Buf.	259	1057	4.1	48t	6
4)	Gordon, LA-C	248	931	3.8	87t	7
5)	*Fournette, Jac.	231	923	4.0	90t	8
6)	C. Anderson, Den.	211	858	4.1	40	2
7)	Collins, Bal.	174	844	4.9	50	5
8)	L. Miller, Hou.	220	796	3.6	21	3
9)	Gore, Ind.	220	793	3.6	21	3
10)	Crowell, Cle.	179	788	4.4	59	2
11)	Lynch, Oak.	163	695	4.3	51t	7
12)	D. Lewis, N.E.	130	674	5.2	44	4
13)	Henry, Ten.	140	668	4.8	75t	5
14)	Murray, Ten.	169	611	3.6	75t	5
15)	Powell, NY-J	146	581	4.0	75t	4
16)	*Mixon, Cin.	157	518	3.3	25	4
17)	Allen, Bal.	140	517	3.7	37	4
18)	Drake, Mia.	106	512	4.8	66t	3
19)	Ivory, Jac.	112	382	3.4	34	1
20)	Taylor, Buf. (QB)	75	376	5.0	32	4
21)	Forte, NY-J	95	362	3.8	20	2
22)	Gillislee, N.E.	98	355	3.6	16	4
23)	*Kizer, Cle. (QB)	68	350	5.1	20	5
24)	A. Smith, K.C. (QB)	56	342	6.1	70	1
25)	*Foreman, Hou.	78	327	4.2	39	2
26)	*McGuire, NY-J	84	321	3.8	69t	1
27)	*Mack, Ind.	82	313	3.8	35	2
28)	D. Johnson, Cle.	72	308	4.3	19t	3
29)	Charles, Den.	69	296	4.3	19	1
30)	Bernard, Cin.	72	290	4.0	25	1
31)	Bortles, Jac. (QB)	51	282	5.5	28	2
32)	*Watson, Hou. (QB)	36	269	7.5	49t	2
33)	Burkhead, N.E.	64	264	4.1	31	5
34)	*Ekeler, LA-C	47	260	5.5	35t	2
35)	C. Grant, Jac.	30	248	8.3	58	2
36)	Yeldon, Jac.	40	235	5.9	58t	1
37)	Brissett, Ind. (QB)	55	234	4.3	25	4
38)	Richard, Oak.	52	233	4.5	52t	1
39)	Booker, Den.	68	231	3.4	26	1
40)	Mariota, Ten. (QB)	47	228	4.9	34t	5
41)	Tolbert, Buf.	56	211	3.8	25	1
42)	Williams, Mia.	46	181	3.9	69	0
43)	White, N.E.	43	171	4.0	10	0
44)	Washington, Oak.	54	153	2.8	11	2
45)	*Conner, Pit.	32	144	4.5	23	0
46)	West, Bal.	39	138	3.5	13	2
47)	Siemian, Den. (QB)	31	127	4.1	15	1
48)	McCown, NY-J (QB)	37	124	3.4	22	5
49)	Patterson, Oak. (WR)	13	121	9.3	47t	2
50)	J. Hill, Cin.	37	116	3.1	13	0

**AFC / THIRD-AND-ONE RUSHING LEADERS**

Rank	Player, Team	Att	FD	Pct
1t)	*K. Hunt, K.C.	8	8	100.0
1t)	Turbin, Ind.	7	7	100.0
1t)	Allen, Bal.	5	5	100.0
1t)	*Kizer, Cle.	5	5	100.0
1t)	D. Johnson, Cle.	4	4	100.0
6)	Gore, Ind.	8	7	87.5
7t)	Ivory, Jac.	6	5	83.3
7t)	A. Smith, K.C.	6	5	83.3
9t)	Henry, Ten.	10	8	80.0
9t)	Crowell, Cle.	5	4	80.0
11t)	Lynch, Oak.	8	6	75.0
11t)	McCoy, Buf.	8	6	75.0
13)	*Foreman, Hou.	6	4	66.7
14)	Bell, Pit.	8	5	62.5
15)	Gordon, LA-C	12	6	50.0

**WEEK 15 / THROUGH MONDAY, DECEMBER 18, 2017****AFC / LEADERS IN RECEPTIONS**

Rank	Player, Team	Rec	Yards	Avg	Long	TD
1)	Brown, Pit.	101	1533	15.2	57	9
2)	Landry, Mia.	98	844	8.6	49	8
3)	Hopkins, Hou.	92	1313	14.3	72t	12
4)	Allen, LA-C	88	1197	13.6	51	5
5)	Bell, Pit. (RB)	80	627	7.8	42	2
6)	Kelce, K.C. (TE)	79	991	12.5	44	7
7)	De. Thomas, Den.	73	840	11.5	40	4
8)	Doyle, Ind. (TE)	71	611	8.6	26	3
9)	Hill, K.C.	69	1074	15.6	79t	7
10)	Walker, Ten. (TE)	68	755	11.1	42	3
11)	Green, Cin.	67	980	14.6	77t	8
12)	Gronkowski, N.E. (TE)	64	1017	15.9	53t	7
13)	D. Johnson, Cle. (RB)	61	537	8.8	41t	3
14)	Cooks, N.E.	58	984	17.0	64t	6
15)	Anderson, NY-J	57	888	15.6	69t	7
16t)	Lee, Jac.	56	702	12.5	45	3
16t)	Crabtree, Oak.	56	601	10.7	41t	8
16t)	White, N.E. (RB)	56	429	7.7	27	3
19)	Kearse, NY-J	55	709	12.9	51	5
20)	Amendola, N.E.	54	588	10.9	27	2
21)	McCoy, Buf. (RB)	52	350	6.7	24	2
22)	Stills, Mia.	51	759	14.9	61t	6
23t)	Matthews, Ten.	50	740	14.8	75t	4
23t)	J. Cook, Oak. (TE)	50	638	12.8	35	2
25t)	*K. Hunt, K.C. (RB)	49	440	9.0	78t	3
25t)	Watson, Bal. (TE)	49	421	8.6	33t	4
25t)	Gordon, LA-C (RB)	49	398	8.1	49	4
28)	Hilton, Ind.	48	852	17.8	80t	4
29)	Sanders, Den.	47	555	11.8	38	2
30t)	Parker, Mia.	46	543	11.8	36	1
30t)	LaFell, Cin.	46	505	11.0	45	3
30t)	Seferian-Jenkins, NY-J (TE)	46	336	7.3	28	3
33t)	Henry, LA-C (TE)	45	579	12.9	34	4
33t)	Decker, Ten.	45	472	10.5	29	1
33t)	Allen, Bal. (RB)	45	240	5.3	20	2
36t)	*Smith-Schuster, Pit.	43	699	16.3	97t	5
36t)	Wallace, Bal.	43	648	15.1	66	3
38)	Cooper, Oak.	42	499	11.9	45t	5
39t)	Benjamin, Car.-Buf.	41	595	14.5	43	3
39t)	Bryant, Pit.	41	478	11.7	51	3
39t)	J. Thomas, Mia. (TE)	41	388	9.5	27	3
39t)	James, Pit. (TE)	41	363	8.9	32	3
43)	Maclin, Bal.	40	440	11.0	48t	3
44t)	C. Clay, Buf. (TE)	39	457	11.7	44	2
44t)	A. Ellington, Ariz-Hou. (RB)	39	369	9.5	29	0
46t)	Hurns, Jac.	36	446	12.4	50	2
46t)	Forte, NY-J (RB)	36	286	7.9	34	1
46t)	Murray, Ten. (RB)	36	255	7.1	18	1
49t)	Ty. Williams, LA-C	35	611	17.5	75t	3
49t)	Roberts, Oak.	35	384	11.0	29	1
49t)	Kroft, Cin. (TE)	35	348	9.9	59	5
49t)	L. Miller, Hou. (RB)	35	317	9.1	32	3

**WEEK 15 / THROUGH MONDAY, DECEMBER 18, 2017****AFC / RECEIVING YARDAGE LEADERS**

Rank	Player, Team	Yards	Rec	Avg	Long	TD
1)	Brown, Pit.	1533	101	15.2	57	9
2)	Hopkins, Hou.	1313	92	14.3	72t	12
3)	Allen, LA-C	1197	88	13.6	51	5
4)	Hill, K.C.	1074	69	15.6	79t	7
5)	Gronkowski, N.E. (TE)	1017	64	15.9	53t	7
6)	Kelce, K.C. (TE)	991	79	12.5	44	7
7)	Cooks, N.E.	984	58	17.0	64t	6
8)	Green, Cin.	980	67	14.6	77t	8
9)	Anderson, NY-J	888	57	15.6	69t	7
10)	Hilton, Ind.	852	48	17.8	80t	4
11)	Landry, Mia.	844	98	8.6	49	8
12)	De. Thomas, Den.	840	73	11.5	40	4
13)	Stills, Mia.	759	51	14.9	61t	6
14)	Walker, Ten. (TE)	755	68	11.1	42	3
15)	Matthews, Ten.	740	50	14.8	75t	4
16)	Kearse, NY-J	709	55	12.9	51	5
17)	Lee, Jac.	702	56	12.5	45	3
18)	*Smith-Schuster, Pit.	699	43	16.3	97t	5
19)	Wallace, Bal.	648	43	15.1	66	3
20)	J. Cook, Oak. (TE)	638	50	12.8	35	2
21)	Bell, Pit. (RB)	627	80	7.8	42	2
22t)	Doyle, Ind. (TE)	611	71	8.6	26	3
22t)	Ty. Williams, LA-C	611	35	17.5	75t	3
24)	*Cole, Jac.	607	32	19.0	75t	3
25)	Crabtree, Oak.	601	56	10.7	41t	8
26)	Benjamin, Car.-Buf.	595	41	14.5	43	3
27)	Amendola, N.E.	588	54	10.9	27	2
28)	Henry, LA-C (TE)	579	45	12.9	34	4
29)	Sanders, Den.	555	47	11.8	38	2
30)	Parker, Mia.	543	46	11.8	36	1
31)	D. Johnson, Cle. (RB)	537	61	8.8	41t	3
32)	LaFell, Cin.	505	46	11.0	45	3
33)	Cooper, Oak.	499	42	11.9	45t	5
34)	Bryant, Pit.	478	41	11.7	51	3
35)	Decker, Ten.	472	45	10.5	29	1
36)	Benjamin, LA-C	471	30	15.7	46	3
37)	C. Clay, Buf. (TE)	457	39	11.7	44	2
38)	Hurns, Jac.	446	36	12.4	50	2
39)	Thompson, Chi.-Buf.	441	32	13.8	44	2
40t)	*K. Hunt, K.C. (RB)	440	49	9.0	78t	3
40t)	Maclin, Bal.	440	40	11.0	48t	3
42)	Hogan, N.E.	439	34	12.9	47t	5
43)	White, N.E. (RB)	429	56	7.7	27	3
44)	Watson, Bal. (TE)	421	49	8.6	33t	4
45)	Gordon, LA-C (RB)	398	49	8.1	49	4
46)	W. Fuller, Hou.	396	25	15.8	59t	7
47)	Moncrief, Ind.	391	26	15.0	60t	2
48)	J. Thomas, Mia. (TE)	388	41	9.5	27	3
49)	Roberts, Oak.	384	35	11.0	29	1
50)	DeValve, Cle. (TE)	383	30	12.8	49	1

**WEEK 15 / THROUGH MONDAY, DECEMBER 18, 2017****AFC / THIRD-DOWN RECEIVING LEADERS**

Rank	Player, Team	Rec	Yards	Avg	Long	TD
1)	Allen, LA-C	32	479	15.0	50	2
2)	Landry, Mia.	26	259	10.0	49	2
3)	Brown, Pit.	25	424	17.0	57	1
4)	Hopkins, Hou.	24	349	14.5	40	3
5t)	De. Thomas, Den.	22	310	14.1	40	1
5t)	Lee, Jac.	22	238	10.8	31	2
7t)	D. Johnson, Cle. (RB)	20	202	10.1	34	0
7t)	McCoy, Buf. (RB)	20	166	8.3	24	1
7t)	White, N.E. (RB)	20	162	8.1	27	1
10)	Gronkowski, N.E. (TE)	18	305	16.9	53t	3
11t)	Kelce, K.C. (TE)	17	216	12.7	32	1
11t)	Walker, Ten. (TE)	17	174	10.2	19	0
11t)	Murray, Ten. (RB)	17	127	7.5	18	1
14t)	Hilton, Ind.	16	313	19.6	80t	2
14t)	Hill, K.C.	16	258	16.1	64t	1
14t)	Anderson, NY-J	16	241	15.1	41	1
14t)	Sanders, Den.	16	204	12.8	38	0
14t)	Amendola, N.E.	16	193	12.1	27	1
19t)	Kearse, NY-J	15	268	17.9	51	2
19t)	*Smith-Schuster, Pit.	15	257	17.1	97t	2
19t)	Crabtree, Oak.	15	148	9.9	26t	3
19t)	Doyle, Ind. (TE)	15	144	9.6	15	1
19t)	Bell, Pit. (RB)	15	98	6.5	23	0
24t)	Green, Cin.	14	227	16.2	47	6
24t)	Matthews, Ten.	14	188	13.4	24	1
24t)	J. Cook, Oak. (TE)	14	187	13.4	35	0
24t)	Yeldon, Jac. (RB)	14	97	6.9	16	0
28t)	Stills, Mia.	13	278	21.4	61t	3
28t)	Hurns, Jac.	13	187	14.4	50	1
28t)	Seferian-Jenkins, NY-J (TE)	13	77	5.9	18	2
31t)	Maclin, Bal.	12	194	16.2	48t	2
31t)	Bryant, Pit.	12	164	13.7	39	1
31t)	Parker, Mia.	12	162	13.5	31	0
31t)	LaFell, Cin.	12	156	13.0	45	1
31t)	Hogan, N.E.	12	133	11.1	26	2
31t)	Decker, Ten.	12	130	10.8	17	1
31t)	Cooper, Oak.	12	104	8.7	23	1
31t)	C. Clay, Buf. (TE)	12	98	8.2	21	1
31t)	Bernard, Cin. (RB)	12	77	6.4	18	0
40t)	Benjamin, Car.-Buf.	11	199	18.1	43	1
40t)	Thompson, Chi.-Buf.	11	154	14.0	34	1
40t)	Forte, NY-J (RB)	11	139	12.6	34	1
40t)	A. Ellington, Ariz-Hou. (RB)	11	124	11.3	29	0
40t)	Henry, LA-C (TE)	11	119	10.8	22	1
40t)	Matthews, Buf.	11	119	10.8	28	0
40t)	Rogers, Ind.	11	102	9.3	19	0
47t)	Roberts, Oak.	10	129	12.9	29	0
47t)	Patterson, Oak.	10	126	12.6	54	0
47t)	Ty. Williams, LA-C	10	125	12.5	31	0
47t)	*Ekeler, LA-C (RB)	10	117	11.7	38	1
47t)	Kerley, NY-J	10	117	11.7	30	0
47t)	DeValve, Cle. (TE)	10	108	10.8	25	0
47t)	James, Pit. (TE)	10	93	9.3	19	3
47t)	Watson, Bal. (TE)	10	71	7.1	20	2
47t)	Powell, NY-J (RB)	10	58	5.8	13	0



**WEEK 15 / THROUGH MONDAY, DECEMBER 18, 2017****AFC / LEADING SCORERS, NONKICKERS**

Rank	Player, Team	TD	Rush	Rec	Ret	X2	Pts
1)	Hopkins, Hou. (WR)	12	0	12	0	0	72
2)	Gordon, LA-C (RB)	11	7	4	0	0	66
3)	Bell, Pit. (RB)	10	8	2	0	0	60
4)	Brown, Pit. (WR)	9	0	9	0	1	56
5t)	*Fournette, Jac. (RB)	9	8	1	0	0	54
5t)	*K. Hunt, K.C. (RB)	9	6	3	0	0	54
7)	Crabtree, Oak. (WR)	8	0	8	0	2	52
8t)	Burkhead, N.E. (RB)	8	5	3	0	0	48
8t)	Green, Cin. (WR)	8	0	8	0	0	48
8t)	Hill, K.C. (WR)	8	0	7	1	0	48
8t)	Landry, Mia. (WR)	8	0	8	0	0	48
8t)	McCoy, Buf. (RB)	8	6	2	0	0	48
13)	Gronkowski, N.E. (TE)	7	0	7	0	1	44
14t)	Anderson, NY-J (WR)	7	0	7	0	0	42
14t)	W. Fuller, Hou. (WR)	7	0	7	0	0	42
14t)	Kelce, K.C. (TE)	7	0	7	0	0	42
14t)	Lynch, Oak. (RB)	7	7	0	0	0	42
18)	Cooks, N.E. (WR)	6	0	6	0	1	38
19t)	Allen, Bal. (RB)	6	4	2	0	0	36
19t)	D. Johnson, Cle. (RB)	6	3	3	0	0	36
19t)	D. Lewis, N.E. (RB)	6	4	1	1	0	36
19t)	L. Miller, Hou. (RB)	6	3	3	0	0	36
19t)	Murray, Ten. (RB)	6	5	1	0	0	36
19t)	Stills, Mia. (WR)	6	0	6	0	0	36
25)	Lewis, Jac. (TE)	5	0	5	0	1	32
26t)	Allen, LA-C (WR)	5	0	5	0	0	30
26t)	Collins, Bal. (RB)	5	5	0	0	0	30
26t)	Cooper, Oak. (WR)	5	0	5	0	0	30
26t)	*Ekeler, LA-C (RB)	5	2	3	0	0	30
26t)	Henry, Ten. (RB)	5	5	0	0	0	30
26t)	Hogan, N.E. (WR)	5	0	5	0	0	30
26t)	Kearse, NY-J (WR)	5	0	5	0	0	30
26t)	*Kizer, Cle. (QB)	5	5	0	0	0	30
26t)	Kroft, Cin. (TE)	5	0	5	0	0	30
26t)	Mariota, Ten. (QB)	5	5	0	0	0	30
26t)	McCown, NY-J (QB)	5	5	0	0	0	30
26t)	*Smith-Schuster, Pit. (WR)	5	0	5	0	0	30
38)	Drake, Mia. (RB)	4	3	1	0	1	26
39t)	Benjamin, LA-C (WR)	4	0	3	1	0	24
39t)	Brissett, Ind. (QB)	4	4	0	0	0	24
39t)	Gillislee, N.E. (RB)	4	4	0	0	0	24
39t)	Henry, LA-C (TE)	4	0	4	0	0	24
39t)	Hilton, Ind. (WR)	4	0	4	0	0	24
39t)	Matthews, Ten. (WR)	4	0	4	0	0	24
39t)	*Mixon, Cin. (RB)	4	4	0	0	0	24
39t)	*Njoku, Cle. (TE)	4	0	4	0	0	24
39t)	Powell, NY-J (RB)	4	4	0	0	0	24
39t)	Taylor, Buf. (QB)	4	4	0	0	0	24
39t)	De. Thomas, Den. (WR)	4	0	4	0	0	24
39t)	Walker, Ten. (TE)	4	1	3	0	0	24
39t)	Watson, Bal. (TE)	4	0	4	0	0	24
39t)	West, K.C. (RB)	4	2	2	0	0	24

**WEEK 15 / THROUGH MONDAY, DECEMBER 18, 2017****AFC / LEADING SCORERS, KICKERS**

Rank	Player, Team	PAT	FG	Pct	Long	Pts
1)	Gostkowski, N.E.	38/40	33/36	.917	62	137
2)	Boswell, Pit.	29/31	33/36	.917	53	128
3)	Tucker, Bal.	34/34	29/32	.906	57	121
4t)	*Butker, Car.-K.C.	23/23	31/34	.912	53	116
4t)	Succop, Ten.	29/30	29/35	.829	52	116
6)	Catanzaro, NY-J	28/28	23/27	.852	57	97
7)	Hauschka, Buf.	27/27	23/26	.885	56	96
8)	Vinatieri, Ind.	19/21	24/27	.889	53	91
9)	McManus, Den.	24/24	22/30	.733	53	90
10)	Fairbairn, Hou.	31/34	18/23	.783	55	85
11)	Parkey, Mia.	24/27	18/19	.947	54	78
12)	Tavecchio, Oak.	31/32	14/18	.778	53	73
13)	Lambo, Jac.	19/20	17/18	.944	56	70
14)	Bullock, Cin.	25/27	13/15	.867	49	64
15)	*Gonzalez, Cle.	22/23	13/18	.722	54	61
16t)	Myers, Jac.	15/17	11/15	.733	47	48
16t)	*Rose, Was.-LA-C	18/20	10/11	.909	55	48
18)	Novak, LA-C	17/18	9/13	.692	50	44
19)	Coons, LA-C	5/ 6	7/ 8	.875	40	26
20)	*Koo, LA-C	9/ 9	3/ 6	.500	41	18
21t)	Kaser, LA-C	1/ 3	0/ 0	---	--	1
21t)	*Koehn, Cin.	1/ 1	0/ 0	---	--	1

**AFC / TOUCHBACKS ON KICKOFFS**

Rank	Player, Team	TB
1)	*Butker, Car.-K.C.	53
2)	Tucker, Bal.	46
3)	Fairbairn, Hou.	45
4)	Succop, Ten.	44
5)	McManus, Den.	43
6t)	Catanzaro, NY-J	42
6t)	Tavecchio, Oak.	42
8)	Boswell, Pit.	41
9)	*Sanchez, Ind.	38
10)	Gostkowski, N.E.	33
11)	*Gonzalez, Cle.	32
12)	Hauschka, Buf.	31
13)	Bullock, Cin.	29
14t)	Myers, Jac.	26
14t)	Parkey, Mia.	26
16)	*Rose, Was.-LA-C	24
17)	Lambo, Jac.	18
18)	Novak, LA-C	9
19)	*Koo, LA-C	8
20)	Coons, LA-C	4
21)	Kaser, LA-C	2
22)	*Koehn, Cin.	1

**WEEK 15 / THROUGH MONDAY, DECEMBER 18, 2017**

**AFC / MOST YARDS FROM SCRIMMAGE**

Rank	Player, Team	Yards	Total			Rushing			Receiving		
			Att+Rec	Avg	Yards	Att	Avg	Yards	Rec	Avg	
1)	Bell, Pit. (RB)	1849	387	4.8	1222	307	4.0	627	80	7.8	
2)	*K. Hunt, K.C. (RB)	1641	291	5.6	1201	242	5.0	440	49	9.0	
3)	Brown, Pit. (WR)	1533	101	15.2	0	0	---	1533	101	15.2	
4)	McCoy, Buf. (RB)	1407	311	4.5	1057	259	4.1	350	52	6.7	
5)	Gordon, LA-C (RB)	1329	297	4.5	931	248	3.8	398	49	8.1	
6)	Hopkins, Hou. (WR)	1313	92	14.3	0	0	---	1313	92	14.3	
7)	Allen, LA-C (WR)	1206	90	13.4	9	2	4.5	1197	88	13.6	
8)	*Fournette, Jac. (RB)	1136	260	4.4	923	231	4.0	213	29	7.3	
9)	Hill, K.C. (WR)	1134	85	13.3	60	16	3.8	1074	69	15.6	
10)	L. Miller, Hou. (RB)	1113	255	4.4	796	220	3.6	317	35	9.1	
11)	C. Anderson, Den. (RB)	1037	232	4.5	858	211	4.1	179	21	8.5	
12)	Gronkowski, N.E. (TE)	1017	64	15.9	0	0	---	1017	64	15.9	
13)	Cooks, N.E. (WR)	1010	63	16.0	26	5	5.2	984	58	17.0	
14)	Gore, Ind. (RB)	1009	244	4.1	793	220	3.6	216	24	9.0	
15t)	Collins, Bal. (RB)	998	192	5.2	844	174	4.9	154	18	8.6	
15t)	Kelce, K.C. (TE)	998	81	12.3	7	2	3.5	991	79	12.5	
17)	Green, Cin. (WR)	980	67	14.6	0	0	---	980	67	14.6	
18)	Crowell, Cle. (RB)	971	206	4.7	788	179	4.4	183	27	6.8	
19)	Anderson, NY-J (WR)	896	59	15.2	8	2	4.0	888	57	15.6	
20)	Murray, Ten. (RB)	866	205	4.2	611	169	3.6	255	36	7.1	
21)	Hilton, Ind. (WR)	852	48	17.8	0	0	---	852	48	17.8	
22)	D. Johnson, Cle. (RB)	845	133	6.4	308	72	4.3	537	61	8.8	
23)	De. Thomas, Den. (WR)	840	73	11.5	0	0	---	840	73	11.5	
24)	Landry, Mia. (WR)	837	99	8.5	-7	1	-7.0	844	98	8.6	
25)	Lynch, Oak. (RB)	831	179	4.6	695	163	4.3	136	16	8.5	
26)	D. Lewis, N.E. (RB)	824	151	5.5	674	130	5.2	150	21	7.1	
27)	*Mixon, Cin. (RB)	784	184	4.3	518	157	3.3	266	27	9.9	
28)	Stills, Mia. (WR)	759	51	14.9	0	0	---	759	51	14.9	
29)	Allen, Bal. (RB)	757	185	4.1	517	140	3.7	240	45	5.3	
30)	Walker, Ten. (TE)	753	70	10.8	-2	2	-1.0	755	68	11.1	
31)	Powell, NY-J (RB)	741	168	4.4	581	146	4.0	160	22	7.3	
32)	Matthews, Ten. (WR)	737	51	14.5	-3	1	-3.0	740	50	14.8	
33)	Drake, Mia. (RB)	736	135	5.5	512	106	4.8	224	29	7.7	
34)	Henry, Ten. (RB)	732	149	4.9	668	140	4.8	64	9	7.1	
35)	Lee, Jac. (WR)	719	57	12.6	17	1	17.0	702	56	12.5	
36)	Kearse, NY-J (WR)	709	55	12.9	0	0	---	709	55	12.9	
37)	*Smith-Schuster, Pit. (WR)	699	43	16.3	0	0	---	699	43	16.3	
38)	Wallace, Bal. (WR)	652	44	14.8	4	1	4.0	648	43	15.1	
39)	Forte, NY-J (RB)	648	131	4.9	362	95	3.8	286	36	7.9	
40)	J. Cook, Oak. (TE)	638	50	12.8	0	0	---	638	50	12.8	
41t)	Doyle, Ind. (TE)	611	71	8.6	0	0	---	611	71	8.6	
41t)	Ty. Williams, LA-C (WR)	611	35	17.5	0	0	---	611	35	17.5	
43)	Bernard, Cin. (RB)	609	102	6.0	290	72	4.0	319	30	10.6	
44)	*Cole, Jac. (WR)	607	32	19.0	0	0	---	607	32	19.0	
45)	Crabtree, Oak. (WR)	601	56	10.7	0	0	---	601	56	10.7	
46)	White, N.E. (RB)	600	99	6.1	171	43	4.0	429	56	7.7	
47)	Benjamin, Car.-Buf. (WR)	595	41	14.5	0	0	---	595	41	14.5	
48)	Amendola, N.E. (WR)	588	54	10.9	0	0	---	588	54	10.9	
49)	Henry, LA-C (TE)	579	45	12.9	0	0	---	579	45	12.9	
50)	Benjamin, LA-C (WR)	567	40	14.2	96	10	9.6	471	30	15.7	

**WEEK 15 / THROUGH MONDAY, DECEMBER 18, 2017****AFC / LEADERS IN FIRST DOWNS**

Rank	Player, Team	Rush	Rec	Tot
1)	Bell, Pit. (RB)	70	29	99
2)	*K. Hunt, K.C. (RB)	54	18	72
3)	Brown, Pit. (WR)	0	71	71
4)	McCoy, Buf. (RB)	51	19	70
5t)	Gordon, LA-C (RB)	47	19	66
5t)	Hopkins, Hou. (WR)	0	66	66
7)	Allen, LA-C (WR)	0	65	65
8)	L. Miller, Hou. (RB)	40	16	56
9)	Kelce, K.C. (TE)	2	52	54
10)	Gronkowski, N.E. (TE)	0	53	53
11)	Landry, Mia. (WR)	0	52	52
12)	*Fournette, Jac. (RB)	41	10	51
13)	Allen, Bal. (RB)	34	15	49
14t)	Collins, Bal. (RB)	42	6	48
14t)	Green, Cin. (WR)	0	48	48
16)	Gore, Ind. (RB)	39	8	47
17t)	D. Johnson, Cle. (RB)	22	24	46
17t)	De. Thomas, Den. (WR)	0	46	46
19)	C. Anderson, Den. (RB)	39	6	45
20)	Crowell, Cle. (RB)	35	9	44
21)	Hill, K.C. (WR)	3	39	42
22t)	Lee, Jac. (WR)	1	40	41
22t)	Walker, Ten. (TE)	1	40	41
24)	D. Lewis, N.E. (RB)	33	7	40
25)	*Mixon, Cin. (RB)	31	8	39
26t)	Cooks, N.E. (WR)	1	37	38
26t)	Lynch, Oak. (RB)	33	5	38
28t)	Henry, Ten. (RB)	34	3	37
28t)	Murray, Ten. (RB)	27	10	37
30t)	Amendola, N.E. (WR)	0	34	34
30t)	Anderson, NY-J (WR)	0	34	34
30t)	J. Cook, Oak. (TE)	0	34	34
30t)	Crabtree, Oak. (WR)	0	34	34
30t)	Matthews, Ten. (WR)	0	34	34
35t)	Powell, NY-J (RB)	26	7	33
35t)	Stills, Mia. (WR)	0	33	33
37t)	Henry, LA-C (TE)	0	32	32
37t)	Hilton, Ind. (WR)	0	32	32
37t)	Kearse, NY-J (WR)	0	32	32
40t)	*Smith-Schuster, Pit. (WR)	0	31	31
40t)	White, N.E. (RB)	6	25	31
42)	Sanders, Den. (WR)	0	30	30
43t)	Burkhead, N.E. (RB)	14	13	27
43t)	Doyle, Ind. (TE)	0	27	27
43t)	Wallace, Bal. (WR)	0	27	27
46t)	Benjamin, Car.-Buf. (WR)	0	26	26
46t)	Cooper, Oak. (WR)	1	25	26
46t)	Decker, Ten. (WR)	0	26	26
46t)	Hurns, Jac. (WR)	0	26	26
46t)	*Mack, Ind. (RB)	18	8	26
46t)	Parker, Mia. (WR)	0	26	26
46t)	Watson, Bal. (TE)	0	26	26

**WEEK 15 / THROUGH MONDAY, DECEMBER 18, 2017****AFC / LEADING PUNTERS**

Rank	Player, Team	No	Yards	Lg	Avg	TB	Blk	Dwn	OB	Opp Ret	In	Net
1)	Kern, Ten.	62	3200	74	51.6	5	0	4	11	35	270	22 45.6
2)	Lechler, Hou.	81	3964	68	48.9	5	0	8	8	41	473	28 41.9
3)	Kaser, LA-C	63	3079	69	48.9	9	0	5	4	40	289	23 41.4
4)	Colquitt, Cle.	68	3272	67	48.1	1	1	11	4	40	444	20 40.7
5)	King, Oak.	61	2927	65	48.0	6	0	8	5	29	187	26 43.0
6)	Huber, Cin.	76	3607	63	47.5	3	1	12	6	37	368	31 41.3
7)	Edwards, NY-J	78	3633	70	46.6	3	0	9	7	42	438	26 40.2
8)	Dixon, Den.	64	2953	60	46.1	3	2	10	3	27	258	19 39.9
9)	Koch, Bal.	74	3361	67	45.4	3	0	13	15	28	244	37 41.3
10)	*Sanchez, Ind.	77	3455	61	44.9	3	1	19	13	17	83	25 42.5
11)	*Haack, Mia.	77	3450	64	44.8	5	0	17	4	32	205	29 40.8
12)	Colquitt, K.C.	59	2631	63	44.6	4	0	8	4	23	158	28 40.6
13)	Nortman, Jac.	75	3343	65	44.6	6	1	8	15	24	193	26 39.9
14)	Schmidt, Buf.	72	3199	60	44.4	5	0	8	10	34	179	26 40.6
15)	R. Allen, N.E.	49	2133	60	43.5	3	0	10	4	21	101	19 40.2
16)	Berry, Pit.	57	2476	62	43.4	2	0	6	9	21	172	23 39.7

**AFC / LEADING PUNTERS, NET AVERAGE**

Rank	Player, Team	No	Yards	Lg	Avg	TB	Blk	Dwn	OB	Opp Ret	In	Net
1)	Kern, Ten.	62	3200	74	51.6	5	0	4	11	35	270	22 45.6
2)	King, Oak.	61	2927	65	48.0	6	0	8	5	29	187	26 43.0
3)	*Sanchez, Ind.	77	3455	61	44.9	3	1	19	13	17	83	25 42.5
4)	Lechler, Hou.	81	3964	68	48.9	5	0	8	8	41	473	28 41.9
5)	Kaser, LA-C	63	3079	69	48.9	9	0	5	4	40	289	23 41.4
6)	Koch, Bal.	74	3361	67	45.4	3	0	13	15	28	244	37 41.3
7)	Huber, Cin.	76	3607	63	47.5	3	1	12	6	37	368	31 41.3
8)	*Haack, Mia.	77	3450	64	44.8	5	0	17	4	32	205	29 40.8
9)	Colquitt, Cle.	68	3272	67	48.1	1	1	11	4	40	444	20 40.7
10)	Colquitt, K.C.	59	2631	63	44.6	4	0	8	4	23	158	28 40.6
11)	Schmidt, Buf.	72	3199	60	44.4	5	0	8	10	34	179	26 40.6
12)	R. Allen, N.E.	49	2133	60	43.5	3	0	10	4	21	101	19 40.2
13)	Edwards, NY-J	78	3633	70	46.6	3	0	9	7	42	438	26 40.2
14)	Dixon, Den.	64	2953	60	46.1	3	2	10	3	27	258	19 39.9
15)	Nortman, Jac.	75	3343	65	44.6	6	1	8	15	24	193	26 39.9
16)	Berry, Pit.	57	2476	62	43.4	2	0	6	9	21	172	23 39.7

**WEEK 15 / THROUGH MONDAY, DECEMBER 18, 2017****AFC / PUNT RETURN LEADERS**

Rank	Player, Team	Ret	FC	Yards	Avg	Long	TD
1)	Campanaro, Bal.	20	17	249	12.5	77t	1
2)	Mickens, Jac.	23	16	274	11.9	72	1
3)	Tate, Buf.	18	4	179	9.9	40	0
4)	Reedy, T.B.-N.E.	18	7	175	9.7	44	0
5)	Benjamin, LA-C	24	19	228	9.5	65t	1
6)	*Jackson, Ten.	28	7	259	9.3	46	0
7)	Amendola, N.E.	21	15	188	9.0	40	0
8)	*McKenzie, Den.	21	7	183	8.7	44	0
9)	Hill, K.C.	24	9	203	8.5	82t	1
10)	Grant, Mia.	23	11	178	7.7	27	0
11)	Erickson, Cin.	34	14	250	7.4	29	0
12)	*Peppers, Cle.	25	11	155	6.2	25	0
13)	Richard, Oak.	24	12	135	5.6	19	0

**AFC / KICKOFF RETURN LEADERS**

Rank	Player, Team	Ret	Yards	Avg	Long	TD
1)	Patterson, Oak.	18	509	28.3	49	0
2)	D. Lewis, N.E.	21	527	25.1	103t	1
3)	A. Hunt, K.C.	22	535	24.3	42	0
4)	Bray, Ind.	18	430	23.9	60	0
5)	Grant, Mia.	20	453	22.7	31	0
6)	Erickson, Cin.	29	619	21.3	41	0
7)	*Jackson, Ten.	22	469	21.3	48	0
8)	Tate, Buf.	25	495	19.8	29	0

**WEEK 15 / THROUGH MONDAY, DECEMBER 18, 2017****AFC / LEADERS IN INTERCEPTIONS**

Rank	Player, Team	Int	Yards	Avg	Long	TD
1t)	Byard, Ten.	6	100	16.7	33	0
1t)	Weddle, Bal.	6	85	14.2	45t	1
1t)	Bouye, Jac.	6	70	11.7	51	0
4t)	Peters, K.C.	5	137	27.4	62	0
4t)	Hyde, Buf.	5	64	12.8	37	0
6t)	*White, Buf.	4	86	21.5	63	0
6t)	Gipson, Jac.	4	83	20.8	67	0
6t)	Howard, Mia.	4	71	17.8	30t	1
6t)	Carr, Bal.	4	57	14.3	33	0
6t)	Ramsey, Jac.	4	34	8.5	18	0
6t)	Boston, LA-C	4	24	6.0	15	0
6t)	Harmon, N.E.	4	12	3.0	12	0
6t)	Hayward, LA-C	4	7	1.8	7	0
14t)	*Hooker, Ind.	3	73	24.3	32	0
14t)	McCourty, Cle.	3	59	19.7	56t	1
14t)	J. Smith, Bal.	3	58	19.3	50t	1
14t)	Smith, Jac.	3	56	18.7	28t	1
14t)	Church, Jac.	3	51	17.0	51t	1
14t)	Melvin, Ind.	3	28	9.3	21	0
14t)	Poyer, Buf.	3	13	4.3	13	0
14t)	Hal, Hou.	3	10	3.3	7	0
14t)	Shazier, Pit.	3	2	0.7	2	0
14t)	Mitchell, K.C.	3	0	0.0	0	0
24t)	Mosley, Bal.	2	94	47.0	63t	1
24t)	Joseph, Hou.	2	85	42.5	82t	1
24t)	Davis, Pit.	2	76	38.0	41	0
24t)	Simmons, Den.	2	65	32.5	65t	1
24t)	Gilmore, N.E.	2	59	29.5	39	0
24t)	Hilton, Pit.	2	45	22.5	26	0
24t)	*Maye, NY-J	2	44	22.0	32	0
24t)	C. Harris, Den.	2	36	18.0	23	0
24t)	*Humphrey, Bal.	2	33	16.5	18	0
24t)	*Cole, Hou.	2	28	14.0	25t	1
24t)	Tr. Williams, LA-C	2	28	14.0	21	0
24t)	Stewart, Den.	2	24	12.0	24	0
24t)	Jones, Mia.	2	15	7.5	15	0
24t)	Brooks, NY-J	2	13	6.5	13	0
24t)	Phillips, LA-C	2	13	6.5	9	0
24t)	Webb, Bal.	2	10	5.0	10	0
24t)	Farley, Ind.	2	9	4.5	9	0
24t)	S. Smith, Oak.	2	8	4.0	8	0
24t)	McCain, Mia.	2	6	3.0	6	0
24t)	Parker, K.C.	2	0	0.0	0	0
24t)	M. Butler, N.E.	2	-1	-0.5	1	0

**WEEK 15 / THROUGH MONDAY, DECEMBER 18, 2017****AFC / LEADERS IN SACKS**

Rank	Player, Team	Sacks
1)	Campbell, Jac. (DE)	14.5
2)	Bosa, LA-C (DE)	11.5
3t)	Ngakoue, Jac. (DE)	11.0
3t)	Suggs, Bal. (LB)	11.0
5)	Mack, Oak. (DE)	10.5
6t)	Heyward, Pit. (DE)	10.0
6t)	Ingram, LA-C (LB)	10.0
6t)	Miller, Den. (LB)	10.0
9)	Houston, K.C. (LB)	9.5
10t)	Atkins, Cin. (DT)	9.0
10t)	Clowney, Hou. (LB)	9.0
10t)	Wake, Mia. (DE)	9.0
13)	Jackson, Jac. (DT)	8.0
14t)	Fowler, Jac. (DE)	7.5
14t)	Irvin, Oak. (LB)	7.5
14t)	*Lawson, Cin. (DE)	7.5
14t)	Morgan, Ten. (LB)	7.5
18t)	Judon, Bal. (LB)	7.0
18t)	Williams, Pit. (LB)	7.0
20)	T. Flowers, N.E. (DE)	6.5
21t)	Dupree, Pit. (LB)	6.0
21t)	Orakpo, Ten. (LB)	6.0
21t)	*Watt, Pit. (LB)	6.0
24t)	Dunlap, Cin. (DE)	5.5
24t)	Jones, K.C. (DE)	5.5
24t)	Sheard, Ind. (LB)	5.5
24t)	Van Noy, N.E. (LB)	5.5
28t)	Casey, Ten. (DE)	5.0
28t)	Davis, NY-J (LB)	5.0
28t)	*Garrett, Cle. (DE)	5.0
28t)	M. Johnson, Cin. (DE)	5.0
28t)	McCain, LA-C (DE)	5.0
28t)	Woodyard, Ten. (LB)	5.0
34t)	S. Harris, Den. (DE)	4.5
34t)	Suh, Mia. (DT)	4.5
36t)	Autry, Oak. (DE)	4.0
36t)	Barrett, Den. (LB)	4.0
36t)	Branch, Mia. (DE)	4.0
36t)	*King, LA-C (DB)	4.0
36t)	Lawson, Buf. (DE)	4.0
36t)	Ogbah, Cle. (DE)	4.0
36t)	Philon, LA-C (DE)	4.0
36t)	Walden, Ten. (LB)	4.0
44t)	Edwards, Oak. (DE)	3.5
44t)	D. Jones, Ten. (DE)	3.5
44t)	Kirksey, Cle. (LB)	3.5
44t)	Wilkerson, NY-J (DE)	3.5
44t)	*Wise, N.E. (DT)	3.5
49t)	Alexander, Buf. (LB)	3.0
49t)	*Bowser, Bal. (LB)	3.0
49t)	Burgess, Cle. (LB)	3.0
49t)	Chickillo, Pit. (LB)	3.0
49t)	Davis, Buf. (DE)	3.0
49t)	Hughes, Buf. (DE)	3.0
49t)	Jenkins, NY-J (LB)	3.0
49t)	Lee, NY-J (LB)	3.0
49t)	Levine, Bal. (DB)	3.0
49t)	Marshall, Den. (LB)	3.0
49t)	McKinney, Hou. (LB)	3.0
49t)	Simon, Ind. (LB)	3.0
49t)	C. Smith, Cin. (DE)	3.0
49t)	Williamson, Ten. (LB)	3.0



**WEEK 15 / THROUGH MONDAY, DECEMBER 18, 2017****AFC / FUMBLE RECOVERIES**

Rank	Player, Team	TotRec	OffRec	DefRec
1)	McCown, NY-J	6	6	0
2t)	Brissett, Ind.	5	5	0
2t)	Cutler, Mia.	5	5	0
4t)	Erickson, Cin.	4	4	0
4t)	Flacco, Bal.	4	4	0
6t)	Bortles, Jac.	3	3	0
6t)	D. Johnson, Cle.	3	3	0
6t)	Jones, Mia.	3	0	3
6t)	*McKenzie, Den.	3	3	0
6t)	Mingo, Ind.	3	0	3
6t)	Mosley, Bal.	3	0	3
6t)	Richard, Oak.	3	3	0
6t)	Rivers, LA-C	3	3	0
6t)	A. Smith, K.C.	3	3	0
15t)	*Adams, NY-J	2	0	2
15t)	Andrews, N.E.	2	2	0
15t)	Benjamin, LA-C	2	2	0
15t)	Brady, N.E.	2	2	0
15t)	Burns, Pit.	2	0	2
15t)	Byard, Ten.	2	0	2
15t)	Campanaro, Bal.	2	2	0
15t)	Chung, N.E.	2	0	2
15t)	Clowney, Hou.	2	0	2
15t)	Cowser, Oak.	2	0	2
15t)	*Dawkins, Buf.	2	2	0
15t)	B. Ellington, Hou.	2	2	0
15t)	Fowler, Jac.	2	0	2
15t)	Gore, Ind.	2	2	0
15t)	Grant, Mia.	2	2	0
15t)	Hill, K.C.	2	2	0
15t)	Ingram, LA-C	2	0	2
15t)	Jenkins, NY-J	2	0	2
15t)	*Kizer, Cle.	2	2	0
15t)	Landry, Mia.	2	2	0
15t)	McGill, Oak.	2	2	0
15t)	C. Moore, Bal.	2	2	0
15t)	Morgan, Ten.	2	0	2
15t)	*Peterman, Buf.	2	2	0
15t)	Pierce, Bal.	2	0	2
15t)	Reedy, T.B.-N.E.	2	2	0
15t)	Roethlisberger, Pit.	2	2	0
15t)	Skrine, NY-J	2	0	2
15t)	Smith, Jac.	2	0	2
15t)	*Thompson, Hou.	2	2	0
15t)	*White, Buf.	2	0	2
15t)	S. Williams, Cin.	2	0	2
15t)	Wright, Buf.	2	2	0

**WEEK 15 / THROUGH MONDAY, DECEMBER 18, 2017****AFC / OFFENSIVE FUMBLE RECOVERIES**

Rank	Player, Team	Ret	Yards	Avg	Long	TD
1)	McCown, NY-J	6	0	0.0	0	0
2t)	Brissett, Ind.	5	0	0.0	0	0
2t)	Cutler, Mia.	5	0	0.0	0	0
4t)	Erickson, Cin.	4	0	0.0	0	0
4t)	Flacco, Bal.	4	0	0.0	0	0
6t)	Bortles, Jac.	3	0	0.0	0	0
6t)	D. Johnson, Cle.	3	0	0.0	0	0
6t)	*McKenzie, Den.	3	0	0.0	0	0
6t)	Richard, Oak.	3	0	0.0	0	0
6t)	Rivers, LA-C	3	0	0.0	0	0
6t)	A. Smith, K.C.	3	0	0.0	0	0
12t)	B. Ellington, Hou.	2	4	2.0	4	0
12t)	Andrews, N.E.	2	0	0.0	0	0
12t)	Benjamin, LA-C	2	0	0.0	0	0
12t)	Brady, N.E.	2	0	0.0	0	0
12t)	Campanaro, Bal.	2	0	0.0	0	0
12t)	*Dawkins, Buf.	2	0	0.0	0	0
12t)	Gore, Ind.	2	0	0.0	0	0
12t)	Hill, K.C.	2	0	0.0	0	0
12t)	*Kizer, Cle.	2	0	0.0	0	0
12t)	Landry, Mia.	2	0	0.0	0	0
12t)	McGill, Oak.	2	0	0.0	0	0
12t)	C. Moore, Bal.	2	0	0.0	0t	1
12t)	*Peterman, Buf.	2	0	0.0	0	0
12t)	Reedy, T.B.-N.E.	2	0	0.0	0	0
12t)	Roethlisberger, Pit.	2	0	0.0	0	0
12t)	*Thompson, Hou.	2	0	0.0	0	0
12t)	Wright, Buf.	2	0	0.0	0	0
12t)	Grant, Mia.	2	-13	-6.5	0	0

**AFC / DEFENSIVE FUMBLE RECOVERIES**

Rank	Player, Team	Ret	Yards	Avg	Long	TD
1t)	Jones, Mia.	3	52	17.3	38t	2
1t)	Mosley, Bal.	3	18	6.0	18	0
1t)	Mingo, Ind.	3	0	0.0	0	0
4t)	Clowney, Hou.	2	71	35.5	49	1
4t)	Fowler, Jac.	2	53	26.5	53t	1
4t)	Smith, Jac.	2	52	26.0	52	1
4t)	*White, Buf.	2	52	26.0	52t	1
4t)	Ingram, LA-C	2	39	19.5	39t	1
4t)	Skrine, NY-J	2	8	4.0	8	0
4t)	Byard, Ten.	2	6	3.0	6	0
4t)	*Adams, NY-J	2	0	0.0	0	0
4t)	Burns, Pit.	2	0	0.0	0	0
4t)	Chung, N.E.	2	0	0.0	0	0
4t)	Cowser, Oak.	2	0	0.0	0	0
4t)	Jenkins, NY-J	2	0	0.0	0	0
4t)	Morgan, Ten.	2	0	0.0	0	0
4t)	Pierce, Bal.	2	0	0.0	0	0
4t)	S. Williams, Cin.	2	0	0.0	0	0

**WEEK 15 / THROUGH MONDAY, DECEMBER 18, 2017****NFC / LEADING PASSERS**

Player, Team	Att	Comp	Pct		Avg		Pct			Pct Rating	
			Comp	Yds	Gain	TD	TD	Long	Int	Int	Points
Brees, N.O.	478	343	71.8	3850	8.05	21	4.4	54	7	1.5	104.0
Wentz, Phi.	440	265	60.2	3296	7.49	33	7.5	72t	7	1.6	101.9
Stafford, Det.	501	332	66.3	3920	7.82	25	5.0	63	9	1.8	99.1
Goff, LA-R	439	274	62.4	3503	7.98	24	5.5	94t	7	1.6	98.9
Keenum, Min.	427	290	67.9	3219	7.54	20	4.7	65t	7	1.6	98.9
Cousins, Was.	466	308	66.1	3636	7.80	24	5.2	74	9	1.9	98.8
A. Rodgers, G.B.	238	154	64.7	1675	7.04	16	6.7	72	6	2.5	97.2
Wilson, Sea.	503	307	61.0	3669	7.29	30	6.0	74t	11	2.2	94.1
Winston, T.B.	364	233	64.0	2774	7.62	17	4.7	58t	8	2.2	93.6
Ryan, Atl.	448	292	65.2	3490	7.79	18	4.0	88t	11	2.5	92.0
Prescott, Dal.	426	270	63.4	2964	6.96	21	4.9	81t	11	2.6	89.6
Newton, Car.	433	261	60.3	2962	6.84	21	4.8	64	12	2.8	85.4
Palmer, Ariz	267	164	61.4	1978	7.41	9	3.4	46	7	2.6	84.4
Manning, NY-G	498	315	63.3	3073	6.17	18	3.6	77t	10	2.0	84.2
Hundley, G.B.	252	161	63.9	1534	6.09	8	3.2	55t	8	3.2	78.0
*Trubisky, Chi.	271	162	59.8	1822	6.72	7	2.6	70	7	2.6	77.8
*Beathard, S.F.	224	123	54.9	1430	6.38	4	1.8	83t	6	2.7	69.2

**NFC / LEADING PASSERS, RANKS**

Player, Team	Att	Comp	Pct		Avg		Pct			Pct Rating	
			Comp	Yds	Gain	TD	TD	Long	Int	Int	Points
Brees, N.O.	4	1	1	2	1	6t	11		3t	1	1
Wentz, Phi.	7	10	15	7	8	1	1		3t	2	2
Stafford, Det.	2	2	3	1	3	3	6		11t	5	3
Goff, LA-R	8	8	11	5	2	4t	4		3t	3	4
Keenum, Min.	10	7	2	8	7	9	9		3t	4	5
Cousins, Was.	5	4	4	4	4	4t	5		11t	6	6
A. Rodgers, G.B.	16	16	6	15	11	13	2		1t	11	7
Wilson, Sea.	1	5	13	3	10	2	3		14t	8	8
Winston, T.B.	12	12	7	12	6	12	10		9t	9	9
Ryan, Atl.	6	6	5	6	5	10t	12		14t	10	10
Prescott, Dal.	11	9	9	10	12	6t	7		14t	12	11
Newton, Car.	9	11	14	11	13	6t	8		17	16	12
Palmer, Ariz	14	13	12	13	9	14	14		3t	14	13
Manning, NY-G	3	3	10	9	16	10t	13		13	7	14
Hundley, G.B.	15	15	8	16	17	15	15		9t	17	15
*Trubisky, Chi.	13	14	16	14	14	16t	16		3t	13	16
*Beathard, S.F.	17	17	17	17	15	19t	17		1t	15	17

**WEEK 15 / THROUGH MONDAY, DECEMBER 18, 2017****NFC / FOURTH-QUARTER PASSING LEADERS**

Rank	Player, Team	Att	Comp	Comp%	Yards	YPA	TD	TD%	Int	Int%	Rating
1)	Wilson, Sea.	128	86	67.2	1188	9.28	17	13.3	1	0.8	133.1
2)	A. Rodgers, G.B.	71	47	66.2	501	7.06	7	9.9	0	0.0	119.5
3)	Brees, N.O.	120	93	77.5	1082	9.02	7	5.8	2	1.7	116.7
4)	Fitzpatrick, T.B.	52	33	63.5	380	7.31	4	7.7	1	1.9	103.0
5)	Ryan, Atl.	115	75	65.2	939	8.17	8	7.0	3	2.6	102.8
6)	Winston, T.B.	107	71	66.4	902	8.43	8	7.5	4	3.7	101.8
7)	Stafford, Det.	125	74	59.2	1036	8.29	9	7.2	4	3.2	96.6
8)	Keenum, Min.	94	60	63.8	656	6.98	5	5.3	2	2.1	93.2
9)	Prescott, Dal.	116	73	62.9	991	8.54	8	6.9	6	5.2	91.6
10)	Wentz, Phi.	88	54	61.4	605	6.88	5	5.7	2	2.3	91.3
11)	Cousins, Was.	130	86	66.2	935	7.19	6	4.6	4	3.1	89.7
12)	Manning, NY-G	157	102	65.0	1025	6.53	7	4.5	5	3.2	85.0
13)	Glennon, Chi.	69	45	65.2	410	5.94	2	2.9	1	1.4	84.8
14)	Palmer, Ariz	80	46	57.5	573	7.16	2	2.5	1	1.3	83.0
15)	Goff, LA-R	86	50	58.1	624	7.26	2	2.3	3	3.5	74.0
16)	Hundley, G.B.	92	58	63.0	558	6.07	2	2.2	4	4.3	69.0
17)	*Trubisky, Chi.	94	55	58.5	561	5.97	4	4.3	5	5.3	67.7
18)	Newton, Car.	90	49	54.4	492	5.47	5	5.6	5	5.6	65.6
19)	*Beathard, S.F.	73	40	54.8	375	5.14	1	1.4	2	2.7	62.3
20)	Gabbert, Ariz	61	30	49.2	362	5.93	1	1.6	3	4.9	52.8

**NFC / THIRD-DOWN PASSING LEADERS**

Rank	Player, Team	Att	Comp	Comp%	Yards	YPA	TD	TD%	Int	Int%	Rating
1)	Wentz, Phi.	124	81	65.3	1178	9.50	14	11.3	3	2.4	123.7
2)	Stafford, Det.	135	84	62.2	1104	8.18	11	8.1	1	0.7	112.1
3)	Goff, LA-R	133	86	64.7	986	7.41	10	7.5	2	1.5	105.7
4)	Ryan, Atl.	120	76	63.3	939	7.83	7	5.8	3	2.5	96.5
5)	Brees, N.O.	131	88	67.2	958	7.31	5	3.8	2	1.5	94.9
6)	Cousins, Was.	138	83	60.1	987	7.15	9	6.5	4	2.9	91.7
7)	Keenum, Min.	130	87	66.9	966	7.43	3	2.3	2	1.5	90.1
8)	*Trubisky, Chi.	83	52	62.7	638	7.69	2	2.4	1	1.2	89.3
9)	Winston, T.B.	81	46	56.8	565	6.98	5	6.2	2	2.5	88.8
10)	Prescott, Dal.	126	77	61.1	846	6.71	5	4.0	4	3.2	81.0
11)	Manning, NY-G	137	80	58.4	866	6.32	5	3.6	3	2.2	80.1
12)	Palmer, Ariz	75	44	58.7	552	7.36	2	2.7	2	2.7	79.4
13)	Wilson, Sea.	130	75	57.7	741	5.70	4	3.1	2	1.5	77.8
14)	Newton, Car.	131	72	55.0	912	6.96	8	6.1	10	7.6	65.4

**WEEK 15 / THROUGH MONDAY, DECEMBER 18, 2017****NFC / LEADING RUSHERS**

Rank	Player, Team	Att	Yards	Avg	Long	TD
1)	Gurley, LA-R	257	1187	4.6	57t	13
2)	Howard, Chi.	245	1069	4.4	53	7
3)	Ingram, N.O.	204	1045	5.1	72	11
4)	Ajayi, Mia.-Phi.	194	821	4.2	71	1
5)	Freeman, Atl.	174	806	4.6	44	7
6)	Hyde, S.F.	204	796	3.9	61	5
7)	E. Elliott, Dal.	191	783	4.1	30	7
8)	Blount, Phi.	159	717	4.5	68	2
9)	Murray, Min.	175	662	3.8	46	6
10)	Stewart, Car.	191	661	3.5	60t	6
11)	*Kamara, N.O.	99	652	6.6	74t	7
12)	Newton, Car. (QB)	114	643	5.6	69	5
13)	T. Coleman, Atl.	139	593	4.3	52	5
14)	Darkwa, NY-G	145	587	4.0	47	4
15)	*Perine, Was.	156	547	3.5	30	1
16)	Morris, Dal.	113	546	4.8	70	1
17)	A. Peterson, N.O.-Ariz	156	529	3.4	27t	2
18)	Wilson, Sea. (QB)	81	521	6.4	29	3
19)	Abdullah, Det.	151	513	3.4	34	3
20)	McKinnon, Min.	131	484	3.7	58t	3
21)	*A. Jones, G.B.	78	435	5.6	46t	4
22)	*Williams, G.B.	116	416	3.6	25	4
23)	Martin, T.B.	129	402	3.1	27	3
24)	*McCaffrey, Car.	102	382	3.7	40	2
25)	*Gallman, NY-G	86	369	4.3	15	0
26)	*Cook, Min.	74	354	4.8	33	2
27)	*Cohen, Chi.	82	348	4.2	46	2
28)	Prescott, Dal. (QB)	51	320	6.3	21	6
29)	*Breida, S.F.	82	319	3.9	33t	1
30)	*Clement, Phi.	71	307	4.3	28	4
31)	Barber, T.B.	78	301	3.9	19	2
32)	K. Williams, Ariz	81	300	3.7	25	1
33)	Wentz, Phi. (QB)	64	299	4.7	24	0
34)	Thompson, Was.	64	294	4.6	61t	2
35)	Montgomery, G.B.	71	273	3.8	37t	3
36)	Riddick, Det.	72	260	3.6	21	3
37)	Austin, LA-R (WR)	55	246	4.5	27t	1
38)	Rodgers, T.B.	63	242	3.8	36	1
39)	R. Smith, Dal.	53	222	4.2	45	4
40)	*Carson, Sea.	49	208	4.2	30	0
41)	Hundley, G.B. (QB)	28	207	7.4	22	2
42)	*Trubisky, Chi. (QB)	33	202	6.1	46	1
43)	Kelley, Was.	62	194	3.1	21	3
44)	M. Brown, LA-R	48	188	3.9	16	1
45)	Lacy, Sea.	69	179	2.6	19	0
46)	McKissic, Sea.	42	178	4.2	30t	1
47)	Smallwood, Phi.	43	168	3.9	26	1
48)	M. Davis, Sea.	43	167	3.9	22	0
49)	Keenum, Min. (QB)	33	162	4.9	22	1
50)	Cousins, Was. (QB)	43	159	3.7	18	3

**NFC / THIRD-AND-ONE RUSHING LEADERS**

Rank	Player, Team	Att	FD	Pct
1t)	Freeman, Atl.	11	11	100.0
1t)	Murray, Min.	6	6	100.0
1t)	Wentz, Phi.	6	6	100.0
1t)	Palmer, Ariz	4	4	100.0
5t)	Newton, Car.	8	7	87.5
5t)	Stewart, Car.	8	7	87.5
7)	E. Elliott, Dal.	7	6	85.7
8)	Ingram, N.O.	6	5	83.3
9)	Ajayi, Mia.-Phi.	5	4	80.0
10)	Darkwa, NY-G	9	7	77.8
11)	*Williams, G.B.	7	5	71.4
12)	Howard, Chi.	10	7	70.0
13)	Blount, Phi.	6	4	66.7
14)	T. Coleman, Atl.	7	4	57.1
15)	Hyde, S.F.	8	4	50.0
16)	Gurley, LA-R	13	5	38.5

**WEEK 15 / THROUGH MONDAY, DECEMBER 18, 2017****NFC / LEADERS IN RECEPTIONS**

Rank	Player, Team	Rec	Yards	Avg	Long	TD
1)	Thomas, N.O.	94	1085	11.5	35	5
2)	Fitzgerald, Ariz	92	982	10.7	37	5
3)	Thielen, Min.	83	1191	14.3	65t	4
4)	Tate, Det.	82	885	10.8	45t	4
5)	Ju. Jones, Atl.	76	1215	16.0	53	3
6)	D. Adams, G.B.	74	885	12.0	55t	10
7)	*McCaffrey, Car. (RB)	73	592	8.1	37	5
8)	*Kamara, N.O. (RB)	68	684	10.1	38	5
9)	Baldwin, Sea.	67	866	12.9	54	5
10t)	Bryant, Dal.	63	771	12.2	50t	6
10t)	Ertz, Phi. (TE)	63	719	11.4	53	8
10t)	*Engram, NY-G (TE)	63	710	11.3	35	6
13)	M. Evans, T.B.	60	839	14.0	42t	5
14)	Crowder, Was.	59	717	12.2	41	2
15t)	*Kupp, LA-R	58	804	13.9	64	4
15t)	Funchess, Car.	58	781	13.5	35	7
15t)	Cobb, G.B.	58	586	10.1	46	3
18t)	Jeffery, Phi.	56	781	13.9	53t	9
18t)	Sanu, Atl.	56	601	10.7	25	5
18t)	Witten, Dal. (TE)	56	504	9.0	28t	5
21t)	Agholor, Phi.	55	722	13.1	72t	8
21t)	Rudolph, Min. (TE)	55	523	9.5	34	8
23t)	M. Jones, Det.	54	970	18.0	58	8
23t)	Shepard, NY-G	54	686	12.7	77t	2
23t)	Gurley, LA-R (RB)	54	630	11.7	53t	4
23t)	Hyde, S.F. (RB)	54	321	5.9	18	0
27t)	Woods, LA-R	53	748	14.1	94t	5
27t)	Diggs, Min.	53	724	13.7	59t	6
27t)	Graham, Sea. (TE)	53	472	8.9	33	9
30t)	Goodwin, S.F.	51	897	17.6	83t	1
30t)	Humphries, T.B.	51	478	9.4	38	1
30t)	Ingram, N.O. (RB)	51	375	7.4	54	0
33t)	Jackson, T.B.	50	668	13.4	41	3
33t)	Wright, Chi.	50	558	11.2	22	1
33t)	Nelson, G.B.	50	471	9.4	58	6
33t)	McKinnon, Min. (RB)	50	412	8.2	41	2
37)	Riddick, Det. (RB)	48	409	8.5	63	2
38t)	Te. Williams, Dal.	47	520	11.1	56	0
38t)	Ebron, Det. (TE)	47	482	10.3	44	3
40)	Ginn, N.O.	46	678	14.7	53	3
41)	*Cohen, Chi. (RB)	45	327	7.3	70	1
42)	Vereen, NY-G (RB)	44	253	5.8	20	0
43)	Hooper, Atl. (TE)	43	473	11.0	88t	3
44t)	P. Richardson, Sea.	42	682	16.2	61t	6
44t)	Brate, T.B. (TE)	42	541	12.9	35	6
46)	Lockett, Sea.	41	523	12.8	74t	2
47)	Garcon, S.F.	40	500	12.5	59	0
48t)	V. Davis, Was. (TE)	39	586	15.0	69	2
48t)	Thompson, Was. (RB)	39	510	13.1	74	4
48t)	Grant, Was.	39	465	11.9	40t	4

**WEEK 15 / THROUGH MONDAY, DECEMBER 18, 2017****NFC / RECEIVING YARDAGE LEADERS**

Rank	Player, Team	Yards	Rec	Avg	Long	TD
1)	Ju. Jones, Atl.	1215	76	16.0	53	3
2)	Thielen, Min.	1191	83	14.3	65t	4
3)	Thomas, N.O.	1085	94	11.5	35	5
4)	Fitzgerald, Ariz	982	92	10.7	37	5
5)	M. Jones, Det.	970	54	18.0	58	8
6)	Goodwin, S.F.	897	51	17.6	83t	1
7t)	D. Adams, G.B.	885	74	12.0	55t	10
7t)	Tate, Det.	885	82	10.8	45t	4
9)	Baldwin, Sea.	866	67	12.9	54	5
10)	M. Evans, T.B.	839	60	14.0	42t	5
11)	*Kupp, LA-R	804	58	13.9	64	4
12t)	Funchess, Car.	781	58	13.5	35	7
12t)	Jeffery, Phi.	781	56	13.9	53t	9
14)	Bryant, Dal.	771	63	12.2	50t	6
15)	Woods, LA-R	748	53	14.1	94t	5
16)	Diggs, Min.	724	53	13.7	59t	6
17)	Agholor, Phi.	722	55	13.1	72t	8
18)	Ertz, Phi. (TE)	719	63	11.4	53	8
19)	Crowder, Was.	717	59	12.2	41	2
20)	*Engram, NY-G (TE)	710	63	11.3	35	6
21)	Shepard, NY-G	686	54	12.7	77t	2
22)	*Kamara, N.O. (RB)	684	68	10.1	38	5
23)	P. Richardson, Sea.	682	42	16.2	61t	6
24)	Ginn, N.O.	678	46	14.7	53	3
25)	Jackson, T.B.	668	50	13.4	41	3
26)	Gurley, LA-R (RB)	630	54	11.7	53t	4
27)	Sanu, Atl.	601	56	10.7	25	5
28)	*McCaffrey, Car. (RB)	592	73	8.1	37	5
29t)	Cobb, G.B.	586	58	10.1	46	3
29t)	V. Davis, Was. (TE)	586	39	15.0	69	2
31)	Watkins, LA-R	563	36	15.6	67t	7
32)	Wright, Chi.	558	50	11.2	22	1
33)	Brate, T.B. (TE)	541	42	12.9	35	6
34t)	Lockett, Sea.	523	41	12.8	74t	2
34t)	Rudolph, Min. (TE)	523	55	9.5	34	8
36)	Te. Williams, Dal.	520	47	11.1	56	0
37)	Thompson, Was. (RB)	510	39	13.1	74	4
38)	Witten, Dal. (TE)	504	56	9.0	28t	5
39)	Garcon, S.F.	500	40	12.5	59	0
40)	Nelson, Ariz	490	28	17.5	46	2
41)	Ebron, Det. (TE)	482	47	10.3	44	3
42)	Humphries, T.B.	478	51	9.4	38	1
43)	Hooper, Atl. (TE)	473	43	11.0	88t	3
44)	Graham, Sea. (TE)	472	53	8.9	33	9
45)	Nelson, G.B.	471	50	9.4	58	6
46)	Grant, Was.	465	39	11.9	40t	4
47)	*Howard, T.B. (TE)	432	26	16.6	58t	6
48t)	Ja. Brown, Ariz	425	28	15.2	52t	3
48t)	T. Smith, Phi.	425	35	12.1	59t	2
50)	Dickson, Car. (TE)	415	28	14.8	64	1

**WEEK 15 / THROUGH MONDAY, DECEMBER 18, 2017****NFC / THIRD-DOWN RECEIVING LEADERS**

Rank	Player, Team	Rec	Yards	Avg	Long	TD
1)	Thielen, Min.	32	416	13.0	38	0
2t)	Fitzgerald, Ariz	26	291	11.2	33	0
2t)	Thomas, N.O.	26	284	10.9	28	2
4)	Tate, Det.	25	349	14.0	45t	2
5)	*Taylor, S.F.	24	256	10.7	33	1
6)	Crowder, Was.	22	261	11.9	38	1
7)	*Kupp, LA-R	21	296	14.1	64	3
8t)	Agholor, Phi.	20	368	18.4	72t	3
8t)	Funchess, Car.	20	250	12.5	35	4
10t)	Brate, T.B. (TE)	19	241	12.7	28t	3
10t)	Jeffery, Phi.	19	238	12.5	20	1
10t)	*Engram, NY-G (TE)	19	225	11.8	28	1
10t)	Woods, LA-R	19	219	11.5	52t	2
10t)	Wright, Chi.	19	210	11.1	18	1
15t)	Ju. Jones, Atl.	18	288	16.0	51t	1
15t)	Baldwin, Sea.	18	226	12.6	47	1
15t)	*McCaffrey, Car. (RB)	18	221	12.3	21t	1
15t)	*Kamara, N.O. (RB)	18	111	6.2	22	1
19t)	Shepard, NY-G	17	252	14.8	67t	1
19t)	Diggs, Min.	17	180	10.6	59t	3
19t)	Sanu, Atl.	17	165	9.7	25	3
19t)	McKinnon, Min. (RB)	17	147	8.6	41	0
23t)	M. Jones, Det.	16	332	20.8	58	3
23t)	D. Adams, G.B.	16	255	15.9	55t	4
23t)	Lockett, Sea.	16	180	11.3	41	1
23t)	Ertz, Phi. (TE)	16	175	10.9	23	3
23t)	Bryant, Dal.	16	168	10.5	24	2
28t)	Beasley, Dal.	15	157	10.5	54	0
28t)	Gurley, LA-R (RB)	15	144	9.6	28	2
28t)	Nelson, G.B.	15	136	9.1	32t	3
31t)	Cobb, G.B.	14	176	12.6	38	1
31t)	Rudolph, Min. (TE)	14	154	11.0	27	1
31t)	Witten, Dal. (TE)	14	98	7.0	13	0
31t)	Sims, T.B. (RB)	14	91	6.5	15	1
31t)	Hyde, S.F. (RB)	14	81	5.8	12	0
36t)	Hooper, Atl. (TE)	13	239	18.4	88t	1
36t)	Grant, Was.	13	191	14.7	40t	3
36t)	Ebron, Det. (TE)	13	144	11.1	29t	3
36t)	Humphries, T.B.	13	100	7.7	12	0
40t)	Goodwin, S.F.	12	220	18.3	83t	1
40t)	Ja. Brown, Ariz	12	166	13.8	30	2
40t)	McKissic, Sea. (RB)	12	61	5.1	16	0
43t)	T. Smith, Phi.	11	234	21.3	59t	2
43t)	Thompson, Was. (RB)	11	179	16.3	74	2
43t)	Ginn, N.O.	11	161	14.6	27	1
43t)	V. Davis, Was. (TE)	11	134	12.2	26	2
43t)	Gabriel, Atl.	11	110	10.0	34	0
43t)	Graham, Sea. (TE)	11	79	7.2	14	1
49t)	Lewis, NY-G	10	146	14.6	29t	1
49t)	M. Evans, T.B.	10	137	13.7	31	1
49t)	Watkins, LA-R	10	133	13.3	31	2
49t)	Ingram, N.O. (RB)	10	54	5.4	14	0
49t)	Riddick, Det. (RB)	10	53	5.3	27	0
49t)	Vereen, NY-G (RB)	10	47	4.7	10	0



**WEEK 15 / THROUGH MONDAY, DECEMBER 18, 2017****NFC / LEADING SCORERS, NONKICKERS**

Rank	Player, Team	TD	Rush	Rec	Ret	X2	Pts
1)	Gurley, LA-R (RB)	17	13	4	0	0	102
2)	*Kamara, N.O. (RB)	12	7	5	0	1	74
3)	Ingram, N.O. (RB)	11	11	0	0	0	66
4t)	D. Adams, G.B. (WR)	10	0	10	0	0	60
4t)	Jeffery, Phi. (WR)	9	0	9	0	3	60
6)	Graham, Sea. (TE)	9	0	9	0	1	56
7t)	Agholor, Phi. (WR)	9	0	8	1	0	54
7t)	E. Elliott, Dal. (RB)	9	7	2	0	0	54
9t)	Ertz, Phi. (TE)	8	0	8	0	0	48
9t)	M. Jones, Det. (WR)	8	0	8	0	0	48
9t)	Rudolph, Min. (TE)	8	0	8	0	0	48
12t)	T. Coleman, Atl. (RB)	7	5	2	0	0	42
12t)	Freeman, Atl. (RB)	7	7	0	0	0	42
12t)	Funchess, Car. (WR)	7	0	7	0	0	42
12t)	Howard, Chi. (RB)	7	7	0	0	0	42
12t)	*McCaffrey, Car. (RB)	7	2	5	0	0	42
12t)	Stewart, Car. (RB)	7	6	1	0	0	42
12t)	Watkins, LA-R (WR)	7	0	7	0	0	42
19)	*Clement, Phi. (RB)	6	4	2	0	1	38
20t)	Brate, T.B. (TE)	6	0	6	0	0	36
20t)	Bryant, Dal. (WR)	6	0	6	0	0	36
20t)	Diggs, Min. (WR)	6	0	6	0	0	36
20t)	*Engram, NY-G (TE)	6	0	6	0	0	36
20t)	*Howard, T.B. (TE)	6	0	6	0	0	36
20t)	Murray, Min. (RB)	6	6	0	0	0	36
20t)	Nelson, G.B. (WR)	6	0	6	0	0	36
20t)	Prescott, Dal. (QB)	6	6	0	0	0	36
20t)	P. Richardson, Sea. (WR)	6	0	6	0	0	36
20t)	Thompson, Was. (RB)	6	2	4	0	0	36
20t)	*Williams, G.B. (RB)	6	4	2	0	0	36
31t)	Baldwin, Sea. (WR)	5	0	5	0	1	32
31t)	Burton, Phi. (TE)	5	0	5	0	1	32
31t)	Fitzgerald, Ariz (WR)	5	0	5	0	1	32
31t)	McKinnon, Min. (RB)	5	3	2	0	1	32
31t)	Newton, Car. (QB)	5	5	0	0	1	32
36t)	Doctson, Was. (WR)	5	0	5	0	0	30
36t)	M. Evans, T.B. (WR)	5	0	5	0	0	30
36t)	Hyde, S.F. (RB)	5	5	0	0	0	30
36t)	Riddick, Det. (RB)	5	3	2	0	0	30
36t)	Sanu, Atl. (WR)	5	0	5	0	0	30
36t)	R. Smith, Dal. (RB)	5	4	1	0	0	30
36t)	Thomas, N.O. (WR)	5	0	5	0	0	30
36t)	Witten, Dal. (TE)	5	0	5	0	0	30
36t)	Woods, LA-R (WR)	5	0	5	0	0	30
45)	Darkwa, NY-G (RB)	4	4	0	0	1	26
46t)	Abdullah, Det. (RB)	4	3	1	0	0	24
46t)	Beasley, Dal. (WR)	4	0	4	0	0	24
46t)	Celek, S.F. (TE)	4	0	4	0	0	24
46t)	*Cohen, Chi. (RB)	4	2	1	1	0	24
46t)	Grant, Was. (WR)	4	0	4	0	0	24
46t)	*A. Jones, G.B. (RB)	4	4	0	0	0	24
46t)	*Kupp, LA-R (WR)	4	0	4	0	0	24
46t)	Montgomery, G.B. (RB)	4	3	1	0	0	24
46t)	Tate, Det. (WR)	4	0	4	0	0	24
46t)	Thielen, Min. (WR)	4	0	4	0	0	24
46t)	Willson, Sea. (TE)	4	0	4	0	0	24

**WEEK 15 / THROUGH MONDAY, DECEMBER 18, 2017****NFC / LEADING SCORERS, KICKERS**

Rank	Player, Team	PAT	FG	Pct	Long	Pts
1)	Zuerlein, LA-R	44/46	38/40	.950	56	158
2)	Gould, S.F.	19/20	36/38	.947	52	127
3)	Lutz, N.O.	42/45	27/32	.844	53	123
4)	Forbath, Min.	30/35	29/34	.853	53	117
5)	Prater, Det.	35/36	27/31	.871	58	116
6)	Bryant, Atl.	33/33	27/32	.844	57	114
7)	*Elliott, Cin.-Phi.	38/41	24/28	.857	61	110
8)	Gano, Car.	32/34	25/26	.962	48	107
9)	Dawson, Ariz	19/21	27/35	.771	57	100
10)	Walsh, Sea.	31/32	20/27	.741	49	91
11)	Crosby, G.B.	33/35	14/18	.778	50	75
12)	Rosas, NY-G	20/22	16/22	.727	52	68
13)	P. Murray, T.B.	18/18	14/17	.824	50	60
14)	Bailey, Dal.	26/27	11/13	.846	56	59
15)	Barth, Chi.	17/17	11/16	.688	54	50
16)	Hopkins, Was.	14/15	11/13	.846	48	47
17)	Nugent, Dal.-Chi.	12/13	10/12	.833	48	42
18)	Santos, K.C.-Chi.	14/14	4/ 5	.800	39	26
19)	Folk, T.B.	7/ 9	6/11	.545	50	25
20)	Sturgis, Phi.	1/ 2	3/ 3	1.000	50	10
21)	Heath, Dal.	2/ 3	0/ 0	---	--	2

**NFC / TOUCHBACKS ON KICKOFFS**

Rank	Player, Team	TB
1)	Zuerlein, LA-R	73
2)	Gano, Car.	62
3)	Pinion, S.F.	53
4)	Lutz, N.O.	51
5)	Forbath, Min.	43
6t)	Bosher, Atl.	42
6t)	*Elliott, Cin.-Phi.	42
8)	Crosby, G.B.	36
9)	Walsh, Sea.	35
10)	Dawson, Ariz	30
11)	Bailey, Dal.	26
12)	Hopkins, Was.	23
13)	Rosas, NY-G	22
14)	Martin, Det.	19
15)	Barth, Chi.	17
16)	Locke, Det.	16
17t)	Folk, T.B.	13
17t)	P. Murray, T.B.	13
17t)	Nugent, Dal.-Chi.	13
20)	Santos, K.C.-Chi.	12
21)	Prater, Det.	6
22t)	Heath, Dal.	2
22t)	O'Donnell, Chi.	2
22t)	Sturgis, Phi.	2
25t)	Grugier-Hill, Phi.	1
25t)	Morstead, N.O.	1

**WEEK 15 / THROUGH MONDAY, DECEMBER 18, 2017**

**NFC / MOST YARDS FROM SCRIMMAGE**

Rank	Player, Team	Total			Rushing			Receiving		
		Yards	Att+Rec	Avg	Yards	Att	Avg	Yards	Rec	Avg
1)	Gurley, LA-R (RB)	1817	311	5.8	1187	257	4.6	630	54	11.7
2)	Ingram, N.O. (RB)	1420	255	5.6	1045	204	5.1	375	51	7.4
3)	*Kamara, N.O. (RB)	1336	167	8.0	652	99	6.6	684	68	10.1
4)	Ju. Jones, Atl. (WR)	1230	77	16.0	15	1	15.0	1215	76	16.0
5)	Thielen, Min. (WR)	1202	84	14.3	11	1	11.0	1191	83	14.3
6)	Howard, Chi. (RB)	1189	267	4.5	1069	245	4.4	120	22	5.5
7)	Hyde, S.F. (RB)	1117	258	4.3	796	204	3.9	321	54	5.9
8)	Thomas, N.O. (WR)	1085	94	11.5	0	0	---	1085	94	11.5
9)	Freeman, Atl. (RB)	1018	199	5.1	806	174	4.6	212	25	8.5
10)	E. Elliott, Dal. (RB)	993	210	4.7	783	191	4.1	210	19	11.1
11)	Fitzgerald, Ariz (WR)	982	92	10.7	0	0	---	982	92	10.7
12)	*McCaffrey, Car. (RB)	974	175	5.6	382	102	3.7	592	73	8.1
13)	M. Jones, Det. (WR)	970	54	18.0	0	0	---	970	54	18.0
14)	Ajayi, Mia.-Phi. (RB)	958	216	4.4	821	194	4.2	137	22	6.2
15)	Goodwin, S.F. (WR)	931	54	17.2	34	3	11.3	897	51	17.6
16)	Tate, Det. (WR)	907	87	10.4	22	5	4.4	885	82	10.8
17)	McKinnon, Min. (RB)	896	181	5.0	484	131	3.7	412	50	8.2
18)	D. Adams, G.B. (WR)	885	74	12.0	0	0	---	885	74	12.0
19)	Baldwin, Sea. (WR)	858	69	12.4	-8	2	-4.0	866	67	12.9
20)	M. Evans, T.B. (WR)	839	60	14.0	0	0	---	839	60	14.0
21)	T. Coleman, Atl. (RB)	838	160	5.2	593	139	4.3	245	21	11.7
22t)	*Kupp, LA-R (WR)	804	58	13.9	0	0	---	804	58	13.9
22t)	Thompson, Was. (RB)	804	103	7.8	294	64	4.6	510	39	13.1
24t)	Funchess, Car. (WR)	781	58	13.5	0	0	---	781	58	13.5
24t)	Jeffery, Phi. (WR)	781	56	13.9	0	0	---	781	56	13.9
26)	Bryant, Dal. (WR)	767	64	12.0	-4	1	-4.0	771	63	12.2
27)	Woods, LA-R (WR)	760	55	13.8	12	2	6.0	748	53	14.1
28)	Murray, Min. (RB)	756	188	4.0	662	175	3.8	94	13	7.2
29)	Blount, Phi. (RB)	753	165	4.6	717	159	4.5	36	6	6.0
30)	Crowder, Was. (WR)	752	65	11.6	35	6	5.8	717	59	12.2
31)	Diggs, Min. (WR)	742	59	12.6	18	6	3.0	724	53	13.7
32)	*Engram, NY-G (TE)	724	64	11.3	14	1	14.0	710	63	11.3
33)	Agholor, Phi. (WR)	722	55	13.1	0	0	---	722	55	13.1
34)	Ertz, Phi. (TE)	719	63	11.4	0	0	---	719	63	11.4
35)	Stewart, Car. (RB)	714	198	3.6	661	191	3.5	53	7	7.6
36)	*Perine, Was. (RB)	708	175	4.0	547	156	3.5	161	19	8.5
37)	Jackson, T.B. (WR)	706	53	13.3	38	3	12.7	668	50	13.4
38)	Darkwa, NY-G (RB)	703	164	4.3	587	145	4.0	116	19	6.1
39)	Ginn, N.O. (WR)	701	53	13.2	23	7	3.3	678	46	14.7
40)	Shepard, NY-G (WR)	690	58	11.9	4	4	1.0	686	54	12.7
41)	P. Richardson, Sea. (WR)	682	42	16.2	0	0	---	682	42	16.2
42)	*Cohen, Chi. (RB)	675	127	5.3	348	82	4.2	327	45	7.3
43)	Riddick, Det. (RB)	669	120	5.6	260	72	3.6	409	48	8.5
44)	Abdullah, Det. (RB)	659	174	3.8	513	151	3.4	146	23	6.3
45)	*Williams, G.B. (RB)	647	138	4.7	416	116	3.6	231	22	10.5
46)	Newton, Car. (QB)	643	114	5.6	643	114	5.6	0	0	---
47)	Sanu, Atl. (WR)	611	59	10.4	10	3	3.3	601	56	10.7
48)	Cobb, G.B. (WR)	605	65	9.3	19	7	2.7	586	58	10.1
49)	A. Peterson, N.O.-Ariz (RB)	599	167	3.6	529	156	3.4	70	11	6.4
50)	Morris, Dal. (RB)	591	120	4.9	546	113	4.8	45	7	6.4

**WEEK 15 / THROUGH MONDAY, DECEMBER 18, 2017****NFC / LEADERS IN FIRST DOWNS**

Rank	Player, Team	Rush	Rec	Tot
1)	Gurley, LA-R (RB)	61	27	88
2)	*Kamara, N.O. (RB)	35	31	66
3)	Thomas, N.O. (WR)	0	64	64
4)	Ingram, N.O. (RB)	45	17	62
5)	Howard, Chi. (RB)	57	4	61
6t)	Freeman, Atl. (RB)	46	12	58
6t)	Ju. Jones, Atl. (WR)	1	57	58
8t)	Fitzgerald, Ariz (WR)	0	55	55
8t)	Thielen, Min. (WR)	1	54	55
10t)	Hyde, S.F. (RB)	36	16	52
10t)	*McCaffrey, Car. (RB)	19	33	52
12)	E. Elliott, Dal. (RB)	45	4	49
13)	M. Evans, T.B. (WR)	0	47	47
14t)	D. Adams, G.B. (WR)	0	45	45
14t)	Ajayi, Mia.-Phi. (RB)	38	7	45
16t)	Goodwin, S.F. (WR)	2	42	44
16t)	Jeffery, Phi. (WR)	0	44	44
18)	Ertz, Phi. (TE)	0	42	42
19)	Bryant, Dal. (WR)	0	41	41
20t)	McKinnon, Min. (RB)	21	19	40
20t)	Sanu, Atl. (WR)	3	37	40
20t)	Stewart, Car. (RB)	38	2	40
23t)	M. Jones, Det. (WR)	0	39	39
23t)	*Kupp, LA-R (WR)	0	39	39
23t)	Newton, Car. (QB)	39	0	39
23t)	Tate, Det. (WR)	1	38	39
27t)	Baldwin, Sea. (WR)	0	38	38
27t)	Funchess, Car. (WR)	0	38	38
29t)	*Engram, NY-G (TE)	1	36	37
29t)	Jackson, T.B. (WR)	1	36	37
29t)	Nelson, G.B. (WR)	0	37	37
29t)	*Williams, G.B. (RB)	26	11	37
33t)	Darkwa, NY-G (RB)	29	7	36
33t)	Diggs, Min. (WR)	1	35	36
35t)	Abdullah, Det. (RB)	22	12	34
35t)	T. Coleman, Atl. (RB)	24	10	34
35t)	Crowder, Was. (WR)	1	33	34
35t)	Murray, Min. (RB)	32	2	34
35t)	Shepard, NY-G (WR)	1	33	34
35t)	Woods, LA-R (WR)	0	34	34
41t)	Agholor, Phi. (WR)	0	33	33
41t)	Thompson, Was. (RB)	11	22	33
43)	Rudolph, Min. (TE)	0	32	32
44t)	P. Richardson, Sea. (WR)	0	31	31
44t)	Wilson, Sea. (QB)	31	0	31
44t)	Wright, Chi. (WR)	0	31	31
47t)	Brate, T.B. (TE)	0	30	30
47t)	Ginn, N.O. (WR)	1	29	30
47t)	Watkins, LA-R (WR)	0	30	30
50t)	Blount, Phi. (RB)	27	2	29
50t)	Graham, Sea. (TE)	0	29	29
50t)	Riddick, Det. (RB)	10	19	29
50t)	Te. Williams, Dal. (WR)	1	28	29

**WEEK 15 / THROUGH MONDAY, DECEMBER 18, 2017****NFC / LEADING PUNTERS**

Rank	Player, Team	No	Yards	Lg	Avg	TB	Blk	Dwn	OB	Opp Ret	In	Net
1)	Hekker, LA-R	54	2572	70	47.6	3	0	8	12	20	108	27 44.5
2)	Morstead, N.O.	50	2369	68	47.4	2	0	6	7	21	220	22 42.2
3)	Lee, Ariz	75	3511	62	46.8	5	0	13	6	41	448	27 39.5
4)	O'Donnell, Chi.	72	3363	69	46.7	5	0	9	6	38	434	26 39.3
5)	Palardy, Car.	61	2821	63	46.2	4	0	9	6	26	158	23 42.3
6)	D. Jones, Phi.	52	2400	62	46.2	5	1	12	4	22	139	17 40.8
7)	Way, Was.	69	3121	62	45.2	6	0	6	4	31	386	28 37.9
8)	Ryan, Sea.	77	3470	74	45.1	5	0	10	7	38	404	26 38.5
9)	*Vogel, G.B.	59	2655	62	45.0	1	0	8	4	25	122	17 42.6
10)	Wing, NY-G	80	3563	69	44.5	7	2	13	7	39	393	16 37.0
11)	Bosher, Atl.	43	1912	62	44.5	2	0	3	4	16	121	16 40.7
12)	C. Jones, Dal.	56	2452	62	43.8	3	0	10	9	14	55	29 41.7
13)	Anger, T.B.	62	2707	62	43.7	5	1	7	5	25	157	22 38.9
14)	Pinion, S.F.	70	3037	59	43.4	1	0	9	8	31	132	29 41.2
15)	Quigley, Min.	56	2359	55	42.1	0	0	3	7	19	112	22 40.1

**NFC / LEADING PUNTERS, NET AVERAGE**

Rank	Player, Team	No	Yards	Lg	Avg	TB	Blk	Dwn	OB	Opp Ret	In	Net
1)	Hekker, LA-R	54	2572	70	47.6	3	0	8	12	20	108	27 44.5
2)	*Vogel, G.B.	59	2655	62	45.0	1	0	8	4	25	122	17 42.6
3)	Palardy, Car.	61	2821	63	46.2	4	0	9	6	26	158	23 42.3
4)	Morstead, N.O.	50	2369	68	47.4	2	0	6	7	21	220	22 42.2
5)	C. Jones, Dal.	56	2452	62	43.8	3	0	10	9	14	55	29 41.7
6)	Pinion, S.F.	70	3037	59	43.4	1	0	9	8	31	132	29 41.2
7)	D. Jones, Phi.	52	2400	62	46.2	5	1	12	4	22	139	17 40.8
8)	Bosher, Atl.	43	1912	62	44.5	2	0	3	4	16	121	16 40.7
9)	Quigley, Min.	56	2359	55	42.1	0	0	3	7	19	112	22 40.1
10)	Lee, Ariz	75	3511	62	46.8	5	0	13	6	41	448	27 39.5
11)	O'Donnell, Chi.	72	3363	69	46.7	5	0	9	6	38	434	26 39.3
12)	Anger, T.B.	62	2707	62	43.7	5	1	7	5	25	157	22 38.9
13)	Ryan, Sea.	77	3470	74	45.1	5	0	10	7	38	404	26 38.5
14)	Way, Was.	69	3121	62	45.2	6	0	6	4	31	386	28 37.9
15)	Wing, NY-G	80	3563	69	44.5	7	2	13	7	39	393	16 37.0

**WEEK 15 / THROUGH MONDAY, DECEMBER 18, 2017****NFC / PUNT RETURN LEADERS**

Rank	Player, Team	Ret	FC	Yards	Avg	Long	TD
1)	*Agnew, Det.	26	11	416	16.0	88t	2
2)	Cooper, LA-R	29	7	390	13.4	53	0
3)	Davis, G.B.	19	17	214	11.3	65	0
4)	Barner, Phi.	21	15	211	10.0	76	0
5)	Sherels, Min.	31	22	310	10.0	46	0
6)	*Taylor, S.F.	25	14	233	9.3	39	0
7)	*Cohen, Chi.	25	11	232	9.3	61t	1
8)	*Switzer, Dal.	23	8	212	9.2	83t	1
9)	Roberts, Atl.	20	16	154	7.7	27	0
10)	*McCaffrey, Car.	22	9	162	7.4	25	0
11)	K. Williams, Ariz	21	20	137	6.5	20	0
12)	Lockett, Sea.	31	21	189	6.1	21	0
13)	Ginn, N.O.	19	13	103	5.4	17	0
14)	Crowder, Was.	23	18	122	5.3	18	0

**NFC / KICKOFF RETURN LEADERS**

Rank	Player, Team	Ret	Yards	Avg	Long	TD
1)	Cooper, LA-R	30	845	28.2	103t	1
2)	*Switzer, Dal.	21	541	25.8	61	0
3)	Davis, G.B.	25	601	24.0	34	0
4)	Lockett, Sea.	33	793	24.0	57	0
5)	Roberts, Atl.	36	815	22.6	61	0
6)	*Cohen, Chi.	23	516	22.4	46	0
7)	*Bolden, S.F.	19	396	20.8	34	0

**WEEK 15 / THROUGH MONDAY, DECEMBER 18, 2017****NFC / LEADERS IN INTERCEPTIONS**

Rank	Player, Team	Int	Yards	Avg	Long	TD
1)	Slay, Det.	7	73	10.4	37	0
2t)	*Lattimore, N.O.	4	85	21.3	33	1
2t)	Randall, G.B.	4	35	8.8	21t	1
2t)	Fuller, Was.	4	4	1.0	3	0
5t)	Jenkins, NY-G	3	113	37.7	53t	2
5t)	Joyner, LA-R	3	104	34.7	46	1
5t)	Grimes, T.B.	3	67	22.3	39	0
5t)	McLeod, Phi.	3	67	22.3	50	0
5t)	Quin, Det.	3	62	20.7	37t	1
5t)	McClain, T.B.	3	53	17.7	47t	1
5t)	Mills, Phi.	3	53	17.7	37t	1
5t)	Vaccaro, N.O.	3	41	13.7	30	0
5t)	Bethea, Ariz	3	37	12.3	21	0
5t)	Swearinger, Was.	3	32	10.7	31	0
5t)	Barron, LA-R	3	29	9.7	15	0
5t)	*J. Evans, T.B.	3	28	9.3	15	0
5t)	Smith, Min.	3	25	8.3	19	0
5t)	Kuechly, Car.	3	23	7.7	23	0
5t)	Heath, Dal.	3	20	6.7	14	0
5t)	Robinson, Phi.	3	17	5.7	17	0
5t)	Clinton-Dix, G.B.	3	5	1.7	3	0
22t)	Thomas, Sea.	2	97	48.5	78t	1
22t)	*Jackson, Chi.	2	82	41.0	76t	1
22t)	C. Graham, Phi.	2	73	36.5	59	0
22t)	Sendejo, Min.	2	70	35.0	36	0
22t)	Robey-Coleman, LA-R	2	56	28.0	31	0
22t)	Trufant, Atl.	2	43	21.5	43	0
22t)	Adams, Car.	2	42	21.0	40	0
22t)	Alexander, T.B.	2	42	21.0	22	0
22t)	Darby, Phi.	2	42	21.0	37	0
22t)	T. Johnson, LA-R	2	39	19.5	39t	1
22t)	Armstrong, S.F.-NY-G	2	29	14.5	29	0
22t)	Rhodes, Min.	2	23	11.5	21	0
22t)	Collins, NY-G	2	21	10.5	21	0
22t)	Waynes, Min.	2	21	10.5	18	0
22t)	Sherman, Sea.	2	20	10.0	19	0
22t)	A. Brown, Dal.	2	16	8.0	16	0
22t)	Mathieu, Ariz	2	16	8.0	15	0
22t)	Diggs, Det.	2	12	6.0	12	0
22t)	*M. Williams, N.O.	2	12	6.0	12	0
22t)	T. Williams, Ariz	2	12	6.0	12	0
22t)	*Douglas, Phi.	2	7	3.5	7	0
22t)	Wagner, Sea.	2	7	3.5	7	0
22t)	P. Williams, N.O.	2	7	3.5	7	0
22t)	Bradberry, Car.	2	3	1.5	3	0
22t)	D. Jones, Atl.	2	1	0.5	1	0
22t)	Jenkins, Phi.	2	0	0.0	0	0
22t)	Reid, S.F.	2	0	0.0	0	0
22t)	Worley, Car.	2	0	0.0	0	0

**WEEK 15 / THROUGH MONDAY, DECEMBER 18, 2017****NFC / LEADERS IN SACKS**

Rank	Player, Team	Sacks
1)	Jones, Ariz (LB)	15.0
2)	Lawrence, Dal. (DE)	13.5
3)	Griffen, Min. (DE)	13.0
4)	Donald, LA-R (DE)	11.0
5t)	Addison, Car. (DE)	10.0
5t)	Jordan, N.O. (DE)	10.0
5t)	Peppers, Car. (DE)	10.0
8t)	Clayborn, Atl. (DE)	9.5
8t)	B. Graham, Phi. (DE)	9.5
10)	Kerrigan, Was. (LB)	9.0
11)	Quinn, LA-R (LB)	8.5
12t)	Clark, Sea. (DE)	8.0
12t)	Hicks, Chi. (DE)	8.0
14t)	Bennett, Sea. (DE)	7.5
14t)	Matthews, G.B. (LB)	7.5
16t)	Hunter, Min. (DE)	7.0
16t)	Irving, Dal. (DT)	7.0
16t)	Perry, G.B. (LB)	7.0
19t)	Pierre-Paul, NY-G (DE)	6.5
19t)	Zettel, Det. (DE)	6.5
21t)	Ansah, Det. (DE)	6.0
21t)	*McKinley, Atl. (DE)	6.0
21t)	Short, Car. (DT)	6.0
21t)	Smith, Was. (LB)	6.0
25t)	Cox, Phi. (DT)	5.5
25t)	Dumervil, S.F. (DE)	5.5
25t)	Longacre, LA-R (LB)	5.5
28t)	*Barnett, Phi. (DE)	5.0
28t)	Barwin, LA-R (LB)	5.0
28t)	Houston, Hou.-Chi. (LB)	5.0
28t)	Lanier, Was. (DE)	5.0
28t)	McCoy, T.B. (DT)	5.0
33t)	Brockers, LA-R (NT)	4.5
33t)	Floyd, Chi. (LB)	4.5
33t)	Ioannidis, Was. (DT)	4.5
33t)	Okafor, N.O. (DE)	4.5
33t)	Pierre, Ariz (DT)	4.5
33t)	Vernon, NY-G (DE)	4.5
39t)	Beasley, Atl. (LB)	4.0
39t)	Crawford, Dal. (DE)	4.0
39t)	Daniels, G.B. (DE)	4.0
39t)	Horton, Car. (DE)	4.0
39t)	Kikaha, N.O. (LB)	4.0
39t)	Long, Phi. (DE)	4.0
39t)	McDonald, T.B. (DT)	4.0
39t)	McPhee, Chi. (LB)	4.0
39t)	Reed, Atl. (DE)	4.0
39t)	Westbrooks, LA-R (DE)	4.0
49t)	Bell, N.O. (DB)	3.5
49t)	Joseph, Min. (DT)	3.5
49t)	Love, Car. (DE)	3.5



**WEEK 15 / THROUGH MONDAY, DECEMBER 18, 2017****NFC / FUMBLE RECOVERIES**

Rank	Player, Team	TotRec	OffRec	DefRec
1)	Winston, T.B.	7	7	0
2t)	David, T.B.	5	0	5
2t)	*Trubisky, Chi.	5	5	0
2t)	Wilson, Sea.	5	5	0
5)	Wentz, Phi.	4	4	0
6t)	Brees, N.O.	3	3	0
6t)	Cousins, Was.	3	3	0
6t)	Gabbert, Ariz	3	3	0
6t)	Glennon, Chi.	3	3	0
6t)	Havenstein, LA-R	3	3	0
6t)	*Jackson, Chi.	3	0	3
6t)	Kuechly, Car.	3	1	2
6t)	Manning, NY-G	3	3	0
6t)	Raymond, NY-J-NY-G	3	3	0
6t)	Trufant, Atl.	3	1	2
6t)	Whitehead, Det.	3	0	3

**NFC / OFFENSIVE FUMBLE RECOVERIES**

Rank	Player, Team	Ret	Yards	Avg	Long	TD
1)	Winston, T.B.	7	0	0.0	0	0
2t)	*Trubisky, Chi.	5	0	0.0	0	0
2t)	Wilson, Sea.	5	0	0.0	0	0
4)	Wentz, Phi.	4	0	0.0	0	0
5t)	Brees, N.O.	3	0	0.0	0	0
5t)	Cousins, Was.	3	0	0.0	0	0
5t)	Gabbert, Ariz	3	0	0.0	0	0
5t)	Glennon, Chi.	3	0	0.0	0	0
5t)	Havenstein, LA-R	3	0	0.0	0	0
5t)	Manning, NY-G	3	0	0.0	0	0
5t)	Raymond, NY-J-NY-G	3	0	0.0	0	0
12t)	*Agnew, Det.	2	0	0.0	0	0
12t)	Austin, LA-R	2	0	0.0	0	0
12t)	Ginn, N.O.	2	0	0.0	0	0
12t)	Massie, Chi.	2	0	0.0	0	0
12t)	Newton, Car.	2	0	0.0	0	0
12t)	Palmer, Ariz	2	0	0.0	0	0
12t)	Roberts, Atl.	2	0	0.0	0	0
12t)	Stafford, Det.	2	0	0.0	0	0
12t)	Stewart, Car.	2	0	0.0	0	0
12t)	Reed, Was.	2	-2	-1.0	0	0

**NFC / DEFENSIVE FUMBLE RECOVERIES**

Rank	Player, Team	Ret	Yards	Avg	Long	TD
1)	David, T.B.	5	21	4.2	21t	1
2t)	*Jackson, Chi.	3	75	25.0	75t	1
2t)	Whitehead, Det.	3	6	2.0	5	0
4t)	Kuechly, Car.	2	34	17.0	34t	1
4t)	Collins, NY-G	2	33	16.5	32	0
4t)	Hayden, Det.	2	27	13.5	27t	1
4t)	S. Richardson, Sea.	2	20	10.0	20	0
4t)	Trufant, Atl.	2	15	7.5	15t	1
4t)	Clayborn, Atl.	2	10	5.0	10t	1
4t)	Robertson, N.O.	2	8	4.0	8	0
4t)	M. Collins, Dal.	2	6	3.0	6	0
4t)	Adams, Car.	2	4	2.0	4	0
4t)	Apple, NY-G	2	0	0.0	0	0
4t)	Harris, Min.	2	0	0.0	0	0
4t)	Hicks, Chi.	2	0	0.0	0	0
4t)	Lawrence, Dal.	2	0	0.0	0	0
4t)	Martinez, G.B.	2	0	0.0	0	0
4t)	Neal, Atl.	2	0	0.0	0	0
4t)	Rollins, G.B.	2	0	0.0	0	0
4t)	*Te. Thompson, Sea.	2	0	0.0	0	0

**WEEK 15 / THROUGH MONDAY, DECEMBER 18, 2017**

**NFL / LEADING PASSERS**

Player, Team	Att	Comp	Pct		Avg		Pct			Pct Rating	
			Comp	Yds	Gain	TD	TD	Long	Int	Int	Points
A. Smith, K.C.	466	316	67.8	3738	8.02	25	5.4	79t	5	1.1	105.4
Brady, N.E.	516	346	67.1	4163	8.07	28	5.4	64t	7	1.4	104.0
Brees, N.O.	478	343	71.8	3850	8.05	21	4.4	54	7	1.5	104.0
*Watson, Hou.	204	126	61.8	1699	8.33	19	9.3	72t	8	3.9	103.0
Wentz, Phi.	440	265	60.2	3296	7.49	33	7.5	72t	7	1.6	101.9
Stafford, Det.	501	332	66.3	3920	7.82	25	5.0	63	9	1.8	99.1
Goff, LA-R	439	274	62.4	3503	7.98	24	5.5	94t	7	1.6	98.9
Keenum, Min.	427	290	67.9	3219	7.54	20	4.7	65t	7	1.6	98.9
Cousins, Was.	466	308	66.1	3636	7.80	24	5.2	74	9	1.9	98.8
A. Rodgers, G.B.	238	154	64.7	1675	7.04	16	6.7	72	6	2.5	97.2
McCown, NY-J	397	267	67.3	2926	7.37	18	4.5	69t	9	2.3	94.5
Wilson, Sea.	503	307	61.0	3669	7.29	30	6.0	74t	11	2.2	94.1
Rivers, LA-C	498	310	62.2	3838	7.71	24	4.8	75t	10	2.0	93.8
Winston, T.B.	364	233	64.0	2774	7.62	17	4.7	58t	8	2.2	93.6
Roethlisberger, Pit.	532	340	63.9	4025	7.57	26	4.9	97t	14	2.6	92.2
Ryan, Atl.	448	292	65.2	3490	7.79	18	4.0	88t	11	2.5	92.0
Bortles, Jac.	439	268	61.0	3147	7.17	19	4.3	75t	8	1.8	89.7
Prescott, Dal.	426	270	63.4	2964	6.96	21	4.9	81t	11	2.6	89.6
Taylor, Buf.	355	223	62.8	2314	6.52	13	3.7	47	4	1.1	89.1
Carr, Oak.	458	289	63.1	3113	6.80	20	4.4	64t	10	2.2	88.4
Dalton, Cin.	411	247	60.1	2860	6.96	21	5.1	77t	11	2.7	87.0
Newton, Car.	433	261	60.3	2962	6.84	21	4.8	64	12	2.8	85.4
Palmer, Ariz	267	164	61.4	1978	7.41	9	3.4	46	7	2.6	84.4
Manning, NY-G	498	315	63.3	3073	6.17	18	3.6	77t	10	2.0	84.2
Brissett, Ind.	411	245	59.6	2769	6.74	11	2.7	80t	7	1.7	81.7
Cutler, Mia.	389	246	63.2	2374	6.10	18	4.6	47	14	3.6	80.6
Mariota, Ten.	393	247	62.8	2823	7.18	12	3.1	75t	14	3.6	79.7
Flacco, Bal.	464	298	64.2	2701	5.82	14	3.0	66	12	2.6	79.1
Hundley, G.B.	252	161	63.9	1534	6.09	8	3.2	55t	8	3.2	78.0
*Trubisky, Chi.	271	162	59.8	1822	6.72	7	2.6	70	7	2.6	77.8
Hoyer, S.F.-N.E.	208	122	58.7	1282	6.16	4	1.9	59	4	1.9	75.0
Siemian, Den.	349	206	59.0	2285	6.55	12	3.4	44	14	4.0	73.3
Savage, Hou.	223	125	56.1	1412	6.33	5	2.2	57	6	2.7	71.4
*Beathard, S.F.	224	123	54.9	1430	6.38	4	1.8	83t	6	2.7	69.2
*Kizer, Cle.	410	221	53.9	2398	5.85	9	2.2	44	19	4.6	59.4

**NFL / LEADING PASSERS, RANKS**

Player, Team	Att	Comp	Pct		Avg		Pct			Pct Rating	
			Comp	Yds	Gain	TD	TD	Long	Int	Int	Points
A. Smith, K.C.	8t	5	3	6	4	5t	7		3	1	1
Brady, N.E.	2	1	5	1	2	3	6		7t	3	2
Brees, N.O.	7	2	1	4	3	10t	19		7t	4	3
*Watson, Hou.	35	32	22	30	1	16t	1		15t	33	4
Wentz, Phi.	13	18	27	11	13	1	2		7t	5	5
Stafford, Det.	4	4	6	3	6	5t	10		19t	9	6
Goff, LA-R	14t	14	20	9	5	7t	5		7t	6	7
Keenum, Min.	17	12	2	12	12	14t	15		7t	7	8
Cousins, Was.	8t	8	7	8	7	7t	8		19t	12	9
A. Rodgers, G.B.	31	31	9	31	19	23	3		4t	20	10
McCown, NY-J	22	17	4	18	15	18t	18		19t	18	11
Wilson, Sea.	3	9	25	7	16	2	4		25t	16	12
Rivers, LA-C	5t	7	21	5	9	7t	14		22t	13t	13
Winston, T.B.	25	24	11	21	10	22	16		15t	17	14
Roethlisberger, Pit.	1	3	12	2	11	4	12		31t	25	15
Ryan, Atl.	12	11	8	10	8	18t	22		25t	19	16
Bortles, Jac.	14t	16	24	13	18	16t	21		15t	10	17
Prescott, Dal.	18	15	14	16	21	10t	11		25t	21	18
Taylor, Buf.	26	25	19	26	27	25	23		1t	2	19
Carr, Oak.	11	13	17	14	23	14t	20		22t	15	20
Dalton, Cin.	19t	20t	28	19	20	10t	9		25t	26	21
Newton, Car.	16	19	26	17	22	10t	13		29t	29	22
Palmer, Ariz	29	28	23	28	14	29t	26		7t	24	23
Manning, NY-G	5t	6	15	15	30	18t	24		22t	13t	24
Brissett, Ind.	19t	23	30	22	24	28	30		7t	8	25
Cutler, Mia.	24	22	16	25	32	18t	17		31t	32	26
Mariota, Ten.	23	20t	18	20	17	26t	28		31t	31	27
Flacco, Bal.	10	10	10	23	35	24	29		29t	23	28
Hundley, G.B.	30	30	13	32	33	31	27		15t	30	29
*Trubisky, Chi.	28	29	29	29	25	32t	31		7t	22	30
Hoyer, S.F.-N.E.	34	35	32	35	31	37t	34		1t	11	31
Siemian, Den.	27	27	31	27	26	26t	25		31t	34	32
Savage, Hou.	33	33	33	34	29	35t	32		4t	28	33
*Beathard, S.F.	32	34	34	33	28	37t	35		4t	27	34
*Kizer, Cle.	21	26	35	24	34	29t	33		35	35	35

**WEEK 15 / THROUGH MONDAY, DECEMBER 18, 2017****NFL / FOURTH-QUARTER PASSING LEADERS**

Rank	Player, Team	Att	Comp	Comp%	Yards	YPA	TD	TD%	Int	Int%	Rating
1)	Wilson, Sea.	128	86	67.2	1188	9.28	17	13.3	1	0.8	133.1
2)	A. Rodgers, G.B.	71	47	66.2	501	7.06	7	9.9	0	0.0	119.5
3)	Brees, N.O.	120	93	77.5	1082	9.02	7	5.8	2	1.7	116.7
4)	Fitzpatrick, T.B.	52	33	63.5	380	7.31	4	7.7	1	1.9	103.0
5)	Ryan, Atl.	115	75	65.2	939	8.17	8	7.0	3	2.6	102.8
6)	Winston, T.B.	107	71	66.4	902	8.43	8	7.5	4	3.7	101.8
7)	*Watson, Hou.	58	33	56.9	588	10.14	6	10.3	4	6.9	97.5
8)	Hoyer, S.F.-N.E.	60	34	56.7	367	6.12	4	6.7	0	0.0	97.0
9)	Stafford, Det.	125	74	59.2	1036	8.29	9	7.2	4	3.2	96.6
10)	Roethlisberger, Pit.	141	94	66.7	1141	8.09	7	5.0	4	2.8	96.1
11)	Brady, N.E.	118	75	63.6	830	7.03	5	4.2	1	0.8	95.0
12)	Rivers, LA-C	123	75	61.0	852	6.93	8	6.5	3	2.4	93.3
13)	Keenum, Min.	94	60	63.8	656	6.98	5	5.3	2	2.1	93.2
14)	Carr, Oak.	156	98	62.8	1097	7.03	8	5.1	3	1.9	92.8
15)	Prescott, Dal.	116	73	62.9	991	8.54	8	6.9	6	5.2	91.6
16)	Wentz, Phi.	88	54	61.4	605	6.88	5	5.7	2	2.3	91.3
17)	Taylor, Buf.	78	54	69.2	528	6.77	2	2.6	1	1.3	91.2
18)	Cousins, Was.	130	86	66.2	935	7.19	6	4.6	4	3.1	89.7
19)	A. Smith, K.C.	128	82	64.1	942	7.36	5	3.9	3	2.3	89.4
20)	Moore, Mia.	53	33	62.3	417	7.87	4	7.5	3	5.7	88.3
21)	Cutler, Mia.	116	71	61.2	734	6.33	5	4.3	2	1.7	86.6
22)	Manning, NY-G	157	102	65.0	1025	6.53	7	4.5	5	3.2	85.0
23)	McCown, NY-J	107	71	66.4	788	7.36	4	3.7	4	3.7	84.9
24)	Glennon, Chi.	69	45	65.2	410	5.94	2	2.9	1	1.4	84.8
25)	Palmer, Ariz	80	46	57.5	573	7.16	2	2.5	1	1.3	83.0
26)	Oswelder, Den.	41	24	58.5	216	5.27	2	4.9	1	2.4	78.9
27)	Siemian, Den.	99	61	61.6	700	7.07	4	4.0	5	5.1	75.3
28)	Dalton, Cin.	90	49	54.4	535	5.94	2	2.2	1	1.1	75.0
29)	Goff, LA-R	86	50	58.1	624	7.26	2	2.3	3	3.5	74.0
30)	Mariota, Ten.	102	56	54.9	616	6.04	5	4.9	4	3.9	73.0
31)	Flacco, Bal.	117	72	61.5	565	4.83	3	2.6	3	2.6	71.3
32)	Hundley, G.B.	92	58	63.0	558	6.07	2	2.2	4	4.3	69.0
33)	*Trubisky, Chi.	94	55	58.5	561	5.97	4	4.3	5	5.3	67.7
34)	Newton, Car.	90	49	54.4	492	5.47	5	5.6	5	5.6	65.6
35)	Savage, Hou.	60	34	56.7	434	7.23	1	1.7	3	5.0	64.2
36)	Brissett, Ind.	121	68	56.2	625	5.17	1	0.8	3	2.5	62.9
37)	*Beathard, S.F.	73	40	54.8	375	5.14	1	1.4	2	2.7	62.3
38)	Bortles, Jac.	86	50	58.1	518	6.02	1	1.2	4	4.7	60.1
39)	Gabbert, Ariz	61	30	49.2	362	5.93	1	1.6	3	4.9	52.8
40)	*Kizer, Cle.	143	70	49.0	783	5.48	2	1.4	7	4.9	50.0

**NFL / THIRD-DOWN PASSING LEADERS**

Rank	Player, Team	Att	Comp	Comp%	Yards	YPA	TD	TD%	Int	Int%	Rating
1)	Wentz, Phi.	124	81	65.3	1178	9.50	14	11.3	3	2.4	123.7
2)	Stafford, Det.	135	84	62.2	1104	8.18	11	8.1	1	0.7	112.1
3)	Goff, LA-R	133	86	64.7	986	7.41	10	7.5	2	1.5	105.7
4)	McCown, NY-J	124	86	69.4	1044	8.42	6	4.8	3	2.4	101.0
5)	Ryan, Atl.	120	76	63.3	939	7.83	7	5.8	3	2.5	96.5
6)	Brees, N.O.	131	88	67.2	958	7.31	5	3.8	2	1.5	94.9
7)	Cousins, Was.	138	83	60.1	987	7.15	9	6.5	4	2.9	91.7
8)	Taylor, Buf.	115	75	65.2	769	6.69	6	5.2	3	2.6	90.8
9)	Keenum, Min.	130	87	66.9	966	7.43	3	2.3	2	1.5	90.1
10)	A. Smith, K.C.	116	66	56.9	812	7.00	5	4.3	1	0.9	89.4
11)	*Trubisky, Chi.	83	52	62.7	638	7.69	2	2.4	1	1.2	89.3
12)	Winston, T.B.	81	46	56.8	565	6.98	5	6.2	2	2.5	88.8
13)	Brady, N.E.	127	76	59.8	939	7.39	8	6.3	5	3.9	87.4
14)	Dalton, Cin.	115	64	55.7	760	6.61	10	8.7	6	5.2	83.2
15)	Carr, Oak.	123	75	61.0	863	7.02	5	4.1	4	3.3	82.1
16)	Rivers, LA-C	143	87	60.8	1110	7.76	6	4.2	6	4.2	81.6
17)	Prescott, Dal.	126	77	61.1	846	6.71	5	4.0	4	3.2	81.0
18)	Brissett, Ind.	126	71	56.3	841	6.67	4	3.2	2	1.6	80.8
19)	Flacco, Bal.	124	72	58.1	695	5.60	5	4.0	2	1.6	80.5
20)	Manning, NY-G	137	80	58.4	866	6.32	5	3.6	3	2.2	80.1
21)	Palmer, Ariz	75	44	58.7	552	7.36	2	2.7	2	2.7	79.4
22)	Roethlisberger, Pit.	146	86	58.9	1116	7.64	8	5.5	8	5.5	78.5
23)	Wilson, Sea.	130	75	57.7	741	5.70	4	3.1	2	1.5	77.8
24)	Savage, Hou.	73	36	49.3	506	6.93	2	2.7	1	1.4	75.5
25)	Bortles, Jac.	141	82	58.2	837	5.94	5	3.5	4	2.8	75.3
26)	Mariota, Ten.	121	69	57.0	749	6.19	3	2.5	3	2.5	73.3
27)	Siemian, Den.	102	57	55.9	678	6.65	4	3.9	4	3.9	73.1
28)	Cutler, Mia.	102	61	59.8	620	6.08	3	2.9	4	3.9	70.7
29)	Newton, Car.	131	72	55.0	912	6.96	8	6.1	10	7.6	65.4
30)	*Kizer, Cle.	110	56	50.9	712	6.47	1	0.9	8	7.3	44.2

**WEEK 15 / THROUGH MONDAY, DECEMBER 18, 2017****NFL / LEADING RUSHERS**

Rank	Player, Team	Att	Yards	Avg	Long	TD
1)	Bell, Pit.	307	1222	4.0	27	8
2)	*K. Hunt, K.C.	242	1201	5.0	69t	6
3)	Gurley, LA-R	257	1187	4.6	57t	13
4)	Howard, Chi.	245	1069	4.4	53	7
5)	McCoy, Buf.	259	1057	4.1	48t	6
6)	Ingram, N.O.	204	1045	5.1	72	11
7)	Gordon, LA-C	248	931	3.8	87t	7
8)	*Fournette, Jac.	231	923	4.0	90t	8
9)	C. Anderson, Den.	211	858	4.1	40	2
10)	Collins, Bal.	174	844	4.9	50	5
11)	Ajayi, Mia.-Phi.	194	821	4.2	71	1
12)	Freeman, Atl.	174	806	4.6	44	7
13t)	Hyde, S.F.	204	796	3.9	61	5
13t)	L. Miller, Hou.	220	796	3.6	21	3
15)	Gore, Ind.	220	793	3.6	21	3
16)	Crowell, Cle.	179	788	4.4	59	2
17)	E. Elliott, Dal.	191	783	4.1	30	7
18)	Blount, Phi.	159	717	4.5	68	2
19)	Lynch, Oak.	163	695	4.3	51t	7
20)	D. Lewis, N.E.	130	674	5.2	44	4
21)	Henry, Ten.	140	668	4.8	75t	5
22)	Murray, Min.	175	662	3.8	46	6
23)	Stewart, Car.	191	661	3.5	60t	6
24)	*Kamara, N.O.	99	652	6.6	74t	7
25)	Newton, Car. (QB)	114	643	5.6	69	5
26)	Murray, Ten.	169	611	3.6	75t	5
27)	T. Coleman, Atl.	139	593	4.3	52	5
28)	Darkwa, NY-G	145	587	4.0	47	4
29)	Powell, NY-J	146	581	4.0	75t	4
30)	*Perine, Was.	156	547	3.5	30	1
31)	Morris, Dal.	113	546	4.8	70	1
32)	A. Peterson, N.O.-Ariz	156	529	3.4	27t	2
33)	Wilson, Sea. (QB)	81	521	6.4	29	3
34)	*Mixon, Cin.	157	518	3.3	25	4
35)	Allen, Bal.	140	517	3.7	37	4
36)	Abdullah, Det.	151	513	3.4	34	3
37)	Drake, Mia.	106	512	4.8	66t	3
38)	McKinnon, Min.	131	484	3.7	58t	3
39)	*A. Jones, G.B.	78	435	5.6	46t	4
40)	*Williams, G.B.	116	416	3.6	25	4
41)	Martin, T.B.	129	402	3.1	27	3
42t)	Ivory, Jac.	112	382	3.4	34	1
42t)	*McCaffrey, Car.	102	382	3.7	40	2
44)	Taylor, Buf. (QB)	75	376	5.0	32	4
45)	*Gallman, NY-G	86	369	4.3	15	0
46)	Forte, NY-J	95	362	3.8	20	2
47)	Gillislee, N.E.	98	355	3.6	16	4
48)	*Cook, Min.	74	354	4.8	33	2
49)	*Kizer, Cle. (QB)	68	350	5.1	20	5
50)	*Cohen, Chi.	82	348	4.2	46	2

**WEEK 15 / THROUGH MONDAY, DECEMBER 18, 2017****NFL / THIRD-AND-ONE RUSHING LEADERS**

Rank	Player, Team	Att	FD	Pct
1t)	Freeman, Atl.	11	11	100.0
1t)	*K. Hunt, K.C.	8	8	100.0
1t)	Turbin, Ind.	7	7	100.0
1t)	Murray, Min.	6	6	100.0
1t)	Wentz, Phi.	6	6	100.0
1t)	Allen, Bal.	5	5	100.0
1t)	*Kizer, Cle.	5	5	100.0
1t)	D. Johnson, Cle.	4	4	100.0
1t)	Palmer, Ariz	4	4	100.0
10t)	Gore, Ind.	8	7	87.5
10t)	Newton, Car.	8	7	87.5
10t)	Stewart, Car.	8	7	87.5
13)	E. Elliott, Dal.	7	6	85.7
14t)	Ingram, N.O.	6	5	83.3
14t)	Ivory, Jac.	6	5	83.3
14t)	A. Smith, K.C.	6	5	83.3
17t)	Henry, Ten.	10	8	80.0
17t)	Ajayi, Mia.-Phi.	5	4	80.0
17t)	Crowell, Cle.	5	4	80.0
20)	Darkwa, NY-G	9	7	77.8
21t)	Lynch, Oak.	8	6	75.0
21t)	McCoy, Buf.	8	6	75.0
23)	*Williams, G.B.	7	5	71.4
24)	Howard, Chi.	10	7	70.0
25t)	Blount, Phi.	6	4	66.7
25t)	*Foreman, Hou.	6	4	66.7
27)	Bell, Pit.	8	5	62.5
28)	T. Coleman, Atl.	7	4	57.1
29t)	Gordon, LA-C	12	6	50.0
29t)	Hyde, S.F.	8	4	50.0
31)	Gurley, LA-R	13	5	38.5

**WEEK 15 / THROUGH MONDAY, DECEMBER 18, 2017****NFL / LEADERS IN RECEPTIONS**

Rank	Player, Team	Rec	Yards	Avg	Long	TD
1)	Brown, Pit.	101	1533	15.2	57	9
2)	Landry, Mia.	98	844	8.6	49	8
3)	Thomas, N.O.	94	1085	11.5	35	5
4t)	Hopkins, Hou.	92	1313	14.3	72t	12
4t)	Fitzgerald, Ariz	92	982	10.7	37	5
6)	Allen, LA-C	88	1197	13.6	51	5
7)	Thielen, Min.	83	1191	14.3	65t	4
8)	Tate, Det.	82	885	10.8	45t	4
9)	Bell, Pit. (RB)	80	627	7.8	42	2
10)	Kelce, K.C. (TE)	79	991	12.5	44	7
11)	Ju. Jones, Atl.	76	1215	16.0	53	3
12)	D. Adams, G.B.	74	885	12.0	55t	10
13t)	De. Thomas, Den.	73	840	11.5	40	4
13t)	*McCaffrey, Car. (RB)	73	592	8.1	37	5
15)	Doyle, Ind. (TE)	71	611	8.6	26	3
16)	Hill, K.C.	69	1074	15.6	79t	7
17t)	Walker, Ten. (TE)	68	755	11.1	42	3
17t)	*Kamara, N.O. (RB)	68	684	10.1	38	5
19t)	Green, Cin.	67	980	14.6	77t	8
19t)	Baldwin, Sea.	67	866	12.9	54	5
21)	Gronkowski, N.E. (TE)	64	1017	15.9	53t	7
22t)	Bryant, Dal.	63	771	12.2	50t	6
22t)	Ertz, Phi. (TE)	63	719	11.4	53	8
22t)	*Engram, NY-G (TE)	63	710	11.3	35	6
25)	D. Johnson, Cle. (RB)	61	537	8.8	41t	3
26)	M. Evans, T.B.	60	839	14.0	42t	5
27)	Crowder, Was.	59	717	12.2	41	2
28t)	Cooks, N.E.	58	984	17.0	64t	6
28t)	*Kupp, LA-R	58	804	13.9	64	4
28t)	Funchess, Car.	58	781	13.5	35	7
28t)	Cobb, G.B.	58	586	10.1	46	3
32)	Anderson, NY-J	57	888	15.6	69t	7
33t)	Jeffery, Phi.	56	781	13.9	53t	9
33t)	Lee, Jac.	56	702	12.5	45	3
33t)	Crabtree, Oak.	56	601	10.7	41t	8
33t)	Sanu, Atl.	56	601	10.7	25	5
33t)	Witten, Dal. (TE)	56	504	9.0	28t	5
33t)	White, N.E. (RB)	56	429	7.7	27	3
39t)	Agholor, Phi.	55	722	13.1	72t	8
39t)	Kearse, NY-J	55	709	12.9	51	5
39t)	Rudolph, Min. (TE)	55	523	9.5	34	8
42t)	M. Jones, Det.	54	970	18.0	58	8
42t)	Shepard, NY-G	54	686	12.7	77t	2
42t)	Gurley, LA-R (RB)	54	630	11.7	53t	4
42t)	Amendola, N.E.	54	588	10.9	27	2
42t)	Hyde, S.F. (RB)	54	321	5.9	18	0
47t)	Woods, LA-R	53	748	14.1	94t	5
47t)	Diggs, Min.	53	724	13.7	59t	6
47t)	Graham, Sea. (TE)	53	472	8.9	33	9
50)	McCoy, Buf. (RB)	52	350	6.7	24	2

**WEEK 15 / THROUGH MONDAY, DECEMBER 18, 2017****NFL / RECEIVING YARDAGE LEADERS**

Rank	Player, Team	Yards	Rec	Avg	Long	TD
1)	Brown, Pit.	1533	101	15.2	57	9
2)	Hopkins, Hou.	1313	92	14.3	72t	12
3)	Ju. Jones, Atl.	1215	76	16.0	53	3
4)	Allen, LA-C	1197	88	13.6	51	5
5)	Thielen, Min.	1191	83	14.3	65t	4
6)	Thomas, N.O.	1085	94	11.5	35	5
7)	Hill, K.C.	1074	69	15.6	79t	7
8)	Gronkowski, N.E. (TE)	1017	64	15.9	53t	7
9)	Kelce, K.C. (TE)	991	79	12.5	44	7
10)	Cooks, N.E.	984	58	17.0	64t	6
11)	Fitzgerald, Ariz	982	92	10.7	37	5
12)	Green, Cin.	980	67	14.6	77t	8
13)	M. Jones, Det.	970	54	18.0	58	8
14)	Goodwin, S.F.	897	51	17.6	83t	1
15)	Anderson, NY-J	888	57	15.6	69t	7
16t)	D. Adams, G.B.	885	74	12.0	55t	10
16t)	Tate, Det.	885	82	10.8	45t	4
18)	Baldwin, Sea.	866	67	12.9	54	5
19)	Hilton, Ind.	852	48	17.8	80t	4
20)	Landry, Mia.	844	98	8.6	49	8
21)	De. Thomas, Den.	840	73	11.5	40	4
22)	M. Evans, T.B.	839	60	14.0	42t	5
23)	*Kupp, LA-R	804	58	13.9	64	4
24t)	Funchess, Car.	781	58	13.5	35	7
24t)	Jeffery, Phi.	781	56	13.9	53t	9
26)	Bryant, Dal.	771	63	12.2	50t	6
27)	Stills, Mia.	759	51	14.9	61t	6
28)	Walker, Ten. (TE)	755	68	11.1	42	3
29)	Woods, LA-R	748	53	14.1	94t	5
30)	Matthews, Ten.	740	50	14.8	75t	4
31)	Diggs, Min.	724	53	13.7	59t	6
32)	Agholor, Phi.	722	55	13.1	72t	8
33)	Ertz, Phi. (TE)	719	63	11.4	53	8
34)	Crowder, Was.	717	59	12.2	41	2
35)	*Engram, NY-G (TE)	710	63	11.3	35	6
36)	Kearse, NY-J	709	55	12.9	51	5
37)	Lee, Jac.	702	56	12.5	45	3
38)	*Smith-Schuster, Pit.	699	43	16.3	97t	5
39)	Shepard, NY-G	686	54	12.7	77t	2
40)	*Kamara, N.O. (RB)	684	68	10.1	38	5
41)	P. Richardson, Sea.	682	42	16.2	61t	6
42)	Ginn, N.O.	678	46	14.7	53	3
43)	Jackson, T.B.	668	50	13.4	41	3
44)	Wallace, Bal.	648	43	15.1	66	3
45)	J. Cook, Oak. (TE)	638	50	12.8	35	2
46)	Gurley, LA-R (RB)	630	54	11.7	53t	4
47)	Bell, Pit. (RB)	627	80	7.8	42	2
48t)	Doyle, Ind. (TE)	611	71	8.6	26	3
48t)	Ty. Williams, LA-C	611	35	17.5	75t	3
50)	*Cole, Jac.	607	32	19.0	75t	3

**WEEK 15 / THROUGH MONDAY, DECEMBER 18, 2017****NFL / THIRD-DOWN RECEIVING LEADERS**

Rank	Player, Team	Rec	Yards	Avg	Long	TD
1t)	Allen, LA-C	32	479	15.0	50	2
1t)	Thielen, Min.	32	416	13.0	38	0
3t)	Fitzgerald, Ariz	26	291	11.2	33	0
3t)	Thomas, N.O.	26	284	10.9	28	2
3t)	Landry, Mia.	26	259	10.0	49	2
6t)	Brown, Pit.	25	424	17.0	57	1
6t)	Tate, Det.	25	349	14.0	45t	2
8t)	Hopkins, Hou.	24	349	14.5	40	3
8t)	*Taylor, S.F.	24	256	10.7	33	1
10t)	De. Thomas, Den.	22	310	14.1	40	1
10t)	Crowder, Was.	22	261	11.9	38	1
10t)	Lee, Jac.	22	238	10.8	31	2
13)	*Kupp, LA-R	21	296	14.1	64	3
14t)	Agholor, Phi.	20	368	18.4	72t	3
14t)	Funchess, Car.	20	250	12.5	35	4
14t)	D. Johnson, Cle. (RB)	20	202	10.1	34	0
14t)	McCoy, Buf. (RB)	20	166	8.3	24	1
14t)	White, N.E. (RB)	20	162	8.1	27	1
19t)	Brate, T.B. (TE)	19	241	12.7	28t	3
19t)	Jeffery, Phi.	19	238	12.5	20	1
19t)	*Engram, NY-G (TE)	19	225	11.8	28	1
19t)	Woods, LA-R	19	219	11.5	52t	2
19t)	Wright, Chi.	19	210	11.1	18	1
24t)	Gronkowski, N.E. (TE)	18	305	16.9	53t	3
24t)	Ju. Jones, Atl.	18	288	16.0	51t	1
24t)	Baldwin, Sea.	18	226	12.6	47	1
24t)	*McCaffrey, Car. (RB)	18	221	12.3	21t	1
24t)	*Kamara, N.O. (RB)	18	111	6.2	22	1
29t)	Shepard, NY-G	17	252	14.8	67t	1
29t)	Kelce, K.C. (TE)	17	216	12.7	32	1
29t)	Diggs, Min.	17	180	10.6	59t	3
29t)	Walker, Ten. (TE)	17	174	10.2	19	0
29t)	Sanu, Atl.	17	165	9.7	25	3
29t)	McKinnon, Min. (RB)	17	147	8.6	41	0
29t)	Murray, Ten. (RB)	17	127	7.5	18	1
36t)	M. Jones, Det.	16	332	20.8	58	3
36t)	Hilton, Ind.	16	313	19.6	80t	2
36t)	Hill, K.C.	16	258	16.1	64t	1
36t)	D. Adams, G.B.	16	255	15.9	55t	4
36t)	Anderson, NY-J	16	241	15.1	41	1
36t)	Sanders, Den.	16	204	12.8	38	0
36t)	Amendola, N.E.	16	193	12.1	27	1
36t)	Lockett, Sea.	16	180	11.3	41	1
36t)	Ertz, Phi. (TE)	16	175	10.9	23	3
36t)	Bryant, Dal.	16	168	10.5	24	2
46t)	Kearse, NY-J	15	268	17.9	51	2
46t)	*Smith-Schuster, Pit.	15	257	17.1	97t	2
46t)	Beasley, Dal.	15	157	10.5	54	0
46t)	Crabtree, Oak.	15	148	9.9	26t	3
46t)	Doyle, Ind. (TE)	15	144	9.6	15	1
46t)	Gurley, LA-R (RB)	15	144	9.6	28	2
46t)	Nelson, G.B.	15	136	9.1	32t	3
46t)	Bell, Pit. (RB)	15	98	6.5	23	0



**WEEK 15 / THROUGH MONDAY, DECEMBER 18, 2017****NFL / LEADING SCORERS, NONKICKERS**

Rank	Player, Team	TD	Rush	Rec	Ret	X2	Pts
1)	Gurley, LA-R (RB)	17	13	4	0	0	102
2)	*Kamara, N.O. (RB)	12	7	5	0	1	74
3)	Hopkins, Hou. (WR)	12	0	12	0	0	72
4t)	Gordon, LA-C (RB)	11	7	4	0	0	66
4t)	Ingram, N.O. (RB)	11	11	0	0	0	66
6t)	D. Adams, G.B. (WR)	10	0	10	0	0	60
6t)	Bell, Pit. (RB)	10	8	2	0	0	60
6t)	Jeffery, Phi. (WR)	9	0	9	0	3	60
9t)	Brown, Pit. (WR)	9	0	9	0	1	56
9t)	Graham, Sea. (TE)	9	0	9	0	1	56
11t)	Agholor, Phi. (WR)	9	0	8	1	0	54
11t)	E. Elliott, Dal. (RB)	9	7	2	0	0	54
11t)	*Fournette, Jac. (RB)	9	8	1	0	0	54
11t)	*K. Hunt, K.C. (RB)	9	6	3	0	0	54
15)	Crabtree, Oak. (WR)	8	0	8	0	2	52
16t)	Burkhead, N.E. (RB)	8	5	3	0	0	48
16t)	Ertz, Phi. (TE)	8	0	8	0	0	48
16t)	Green, Cin. (WR)	8	0	8	0	0	48
16t)	Hill, K.C. (WR)	8	0	7	1	0	48
16t)	M. Jones, Det. (WR)	8	0	8	0	0	48
16t)	Landry, Mia. (WR)	8	0	8	0	0	48
16t)	McCoy, Buf. (RB)	8	6	2	0	0	48
16t)	Rudolph, Min. (TE)	8	0	8	0	0	48
24)	Gronkowski, N.E. (TE)	7	0	7	0	1	44
25t)	Anderson, NY-J (WR)	7	0	7	0	0	42
25t)	T. Coleman, Atl. (RB)	7	5	2	0	0	42
25t)	Freeman, Atl. (RB)	7	7	0	0	0	42
25t)	W. Fuller, Hou. (WR)	7	0	7	0	0	42
25t)	Funchess, Car. (WR)	7	0	7	0	0	42
25t)	Howard, Chi. (RB)	7	7	0	0	0	42
25t)	Kelce, K.C. (TE)	7	0	7	0	0	42
25t)	Lynch, Oak. (RB)	7	7	0	0	0	42
25t)	*McCaffrey, Car. (RB)	7	2	5	0	0	42
25t)	Stewart, Car. (RB)	7	6	1	0	0	42
25t)	Watkins, LA-R (WR)	7	0	7	0	0	42
36t)	*Clement, Phi. (RB)	6	4	2	0	1	38
36t)	Cooks, N.E. (WR)	6	0	6	0	1	38
38t)	Allen, Bal. (RB)	6	4	2	0	0	36
38t)	Brate, T.B. (TE)	6	0	6	0	0	36
38t)	Bryant, Dal. (WR)	6	0	6	0	0	36
38t)	Diggs, Min. (WR)	6	0	6	0	0	36
38t)	*Engram, NY-G (TE)	6	0	6	0	0	36
38t)	*Howard, T.B. (TE)	6	0	6	0	0	36
38t)	D. Johnson, Cle. (RB)	6	3	3	0	0	36
38t)	D. Lewis, N.E. (RB)	6	4	1	1	0	36
38t)	L. Miller, Hou. (RB)	6	3	3	0	0	36
38t)	Murray, Ten. (RB)	6	5	1	0	0	36
38t)	Murray, Min. (RB)	6	6	0	0	0	36
38t)	Nelson, G.B. (WR)	6	0	6	0	0	36
38t)	Prescott, Dal. (QB)	6	6	0	0	0	36
38t)	P. Richardson, Sea. (WR)	6	0	6	0	0	36
38t)	Stills, Mia. (WR)	6	0	6	0	0	36
38t)	Thompson, Was. (RB)	6	2	4	0	0	36
38t)	*Williams, G.B. (RB)	6	4	2	0	0	36

**WEEK 15 / THROUGH MONDAY, DECEMBER 18, 2017****NFL / LEADING SCORERS, KICKERS**

Rank	Player, Team	PAT	FG	Pct	Long	Pts
1)	Zuerlein, LA-R	44/46	38/40	.950	56	158
2)	Gostkowski, N.E.	38/40	33/36	.917	62	137
3)	Boswell, Pit.	29/31	33/36	.917	53	128
4)	Gould, S.F.	19/20	36/38	.947	52	127
5)	Lutz, N.O.	42/45	27/32	.844	53	123
6)	Tucker, Bal.	34/34	29/32	.906	57	121
7)	Forbath, Min.	30/35	29/34	.853	53	117
8t)	*Butker, Car.-K.C.	23/23	31/34	.912	53	116
8t)	Prater, Det.	35/36	27/31	.871	58	116
8t)	Succop, Ten.	29/30	29/35	.829	52	116
11)	Bryant, Atl.	33/33	27/32	.844	57	114
12)	*Elliott, Cin.-Phi.	38/41	24/28	.857	61	110
13)	Gano, Car.	32/34	25/26	.962	48	107
14)	Dawson, Ariz	19/21	27/35	.771	57	100
15)	Catanzaro, NY-J	28/28	23/27	.852	57	97
16)	Hauschka, Buf.	27/27	23/26	.885	56	96
17t)	Vinatieri, Ind.	19/21	24/27	.889	53	91
17t)	Walsh, Sea.	31/32	20/27	.741	49	91
19)	McManus, Den.	24/24	22/30	.733	53	90
20)	Fairbairn, Hou.	31/34	18/23	.783	55	85
21)	Parkey, Mia.	24/27	18/19	.947	54	78
22)	Crosby, G.B.	33/35	14/18	.778	50	75
23)	Tavecchio, Oak.	31/32	14/18	.778	53	73
24)	Lambo, Jac.	19/20	17/18	.944	56	70
25)	Rosas, NY-G	20/22	16/22	.727	52	68
26)	Bullock, Cin.	25/27	13/15	.867	49	64
27)	*Gonzalez, Cle.	22/23	13/18	.722	54	61
28)	P. Murray, T.B.	18/18	14/17	.824	50	60
29)	Bailey, Dal.	26/27	11/13	.846	56	59
30)	Barth, Chi.	17/17	11/16	.688	54	50
31t)	Myers, Jac.	15/17	11/15	.733	47	48
31t)	*Rose, Was.-LA-C	18/20	10/11	.909	55	48
33)	Hopkins, Was.	14/15	11/13	.846	48	47
34)	Novak, LA-C	17/18	9/13	.692	50	44
35)	Nugent, Dal.-Chi.	12/13	10/12	.833	48	42
36t)	Coons, LA-C	5/ 6	7/ 8	.875	40	26
36t)	Santos, K.C.-Chi.	14/14	4/ 5	.800	39	26
38)	Folk, T.B.	7/ 9	6/11	.545	50	25
39)	*Koo, LA-C	9/ 9	3/ 6	.500	41	18
40)	Sturgis, Phi.	1/ 2	3/ 3	1.000	50	10
41)	Heath, Dal.	2/ 3	0/ 0	---	--	2
42t)	Kaser, LA-C	1/ 3	0/ 0	---	--	1
42t)	*Koehn, Cin.	1/ 1	0/ 0	---	--	1

**WEEK 15 / THROUGH MONDAY, DECEMBER 18, 2017****NFL / TOUCHBACKS ON KICKOFFS**

Rank	Player, Team	TB
1)	Zuerlein, LA-R	73
2)	Gano, Car.	62
3t)	*Butker, Car.-K.C.	53
3t)	Pinion, S.F.	53
5)	Lutz, N.O.	51
6)	Tucker, Bal.	46
7)	Fairbairn, Hou.	45
8)	Succop, Ten.	44
9t)	Forbath, Min.	43
9t)	McManus, Den.	43
11t)	Bosher, Atl.	42
11t)	Catanzaro, NY-J	42
11t)	*Elliott, Cin.-Phi.	42
11t)	Tavecchio, Oak.	42
15)	Boswell, Pit.	41
16)	*Sanchez, Ind.	38
17)	Crosby, G.B.	36
18)	Walsh, Sea.	35
19)	Gostkowski, N.E.	33
20)	*Gonzalez, Cle.	32
21)	Hauschka, Buf.	31
22)	Dawson, Ariz	30
23)	Bullock, Cin.	29
24t)	Bailey, Dal.	26
24t)	Myers, Jac.	26
24t)	Parkey, Mia.	26
27)	*Rose, Was.-LA-C	24
28)	Hopkins, Was.	23
29)	Rosas, NY-G	22
30)	Martin, Det.	19
31)	Lambo, Jac.	18
32)	Barth, Chi.	17
33)	Locke, Det.	16
34t)	Folk, T.B.	13
34t)	P. Murray, T.B.	13
34t)	Nugent, Dal.-Chi.	13
37)	Santos, K.C.-Chi.	12
38)	Novak, LA-C	9
39)	*Koo, LA-C	8
40)	Prater, Det.	6
41)	Coons, LA-C	4
42t)	Heath, Dal.	2
42t)	Kaser, LA-C	2
42t)	O'Donnell, Chi.	2
42t)	Sturgis, Phi.	2
46t)	Grugier-Hill, Phi.	1
46t)	*Koehn, Cin.	1
46t)	Morstead, N.O.	1

**WEEK 15 / THROUGH MONDAY, DECEMBER 18, 2017**

**NFL / MOST YARDS FROM SCRIMMAGE**

Rank	Player, Team	Total			Rushing			Receiving		
		Yards	Att+Rec	Avg	Yards	Att	Avg	Yards	Rec	Avg
1)	Bell, Pit. (RB)	1849	387	4.8	1222	307	4.0	627	80	7.8
2)	Gurley, LA-R (RB)	1817	311	5.8	1187	257	4.6	630	54	11.7
3)	*K. Hunt, K.C. (RB)	1641	291	5.6	1201	242	5.0	440	49	9.0
4)	Brown, Pit. (WR)	1533	101	15.2	0	0	---	1533	101	15.2
5)	Ingram, N.O. (RB)	1420	255	5.6	1045	204	5.1	375	51	7.4
6)	McCoy, Buf. (RB)	1407	311	4.5	1057	259	4.1	350	52	6.7
7)	*Kamara, N.O. (RB)	1336	167	8.0	652	99	6.6	684	68	10.1
8)	Gordon, LA-C (RB)	1329	297	4.5	931	248	3.8	398	49	8.1
9)	Hopkins, Hou. (WR)	1313	92	14.3	0	0	---	1313	92	14.3
10)	Ju. Jones, Atl. (WR)	1230	77	16.0	15	1	15.0	1215	76	16.0
11)	Allen, LA-C (WR)	1206	90	13.4	9	2	4.5	1197	88	13.6
12)	Thielen, Min. (WR)	1202	84	14.3	11	1	11.0	1191	83	14.3
13)	Howard, Chi. (RB)	1189	267	4.5	1069	245	4.4	120	22	5.5
14)	*Fournette, Jac. (RB)	1136	260	4.4	923	231	4.0	213	29	7.3
15)	Hill, K.C. (WR)	1134	85	13.3	60	16	3.8	1074	69	15.6
16)	Hyde, S.F. (RB)	1117	258	4.3	796	204	3.9	321	54	5.9
17)	L. Miller, Hou. (RB)	1113	255	4.4	796	220	3.6	317	35	9.1
18)	Thomas, N.O. (WR)	1085	94	11.5	0	0	---	1085	94	11.5
19)	C. Anderson, Den. (RB)	1037	232	4.5	858	211	4.1	179	21	8.5
20)	Freeman, Atl. (RB)	1018	199	5.1	806	174	4.6	212	25	8.5
21)	Gronkowski, N.E. (TE)	1017	64	15.9	0	0	---	1017	64	15.9
22)	Cooks, N.E. (WR)	1010	63	16.0	26	5	5.2	984	58	17.0
23)	Gore, Ind. (RB)	1009	244	4.1	793	220	3.6	216	24	9.0
24t)	Collins, Bal. (RB)	998	192	5.2	844	174	4.9	154	18	8.6
24t)	Kelce, K.C. (TE)	998	81	12.3	7	2	3.5	991	79	12.5
26)	E. Elliott, Dal. (RB)	993	210	4.7	783	191	4.1	210	19	11.1
27)	Fitzgerald, Ariz (WR)	982	92	10.7	0	0	---	982	92	10.7
28)	Green, Cin. (WR)	980	67	14.6	0	0	---	980	67	14.6
29)	*McCaffrey, Car. (RB)	974	175	5.6	382	102	3.7	592	73	8.1
30)	Crowell, Cle. (RB)	971	206	4.7	788	179	4.4	183	27	6.8
31)	M. Jones, Det. (WR)	970	54	18.0	0	0	---	970	54	18.0
32)	Ajayi, Mia.-Phi. (RB)	958	216	4.4	821	194	4.2	137	22	6.2
33)	Goodwin, S.F. (WR)	931	54	17.2	34	3	11.3	897	51	17.6
34)	Tate, Det. (WR)	907	87	10.4	22	5	4.4	885	82	10.8
35t)	Anderson, NY-J (WR)	896	59	15.2	8	2	4.0	888	57	15.6
35t)	McKinnon, Min. (RB)	896	181	5.0	484	131	3.7	412	50	8.2
37)	D. Adams, G.B. (WR)	885	74	12.0	0	0	---	885	74	12.0
38)	Murray, Ten. (RB)	866	205	4.2	611	169	3.6	255	36	7.1
39)	Baldwin, Sea. (WR)	858	69	12.4	-8	2	-4.0	866	67	12.9
40)	Hilton, Ind. (WR)	852	48	17.8	0	0	---	852	48	17.8
41)	D. Johnson, Cle. (RB)	845	133	6.4	308	72	4.3	537	61	8.8
42)	De. Thomas, Den. (WR)	840	73	11.5	0	0	---	840	73	11.5
43)	M. Evans, T.B. (WR)	839	60	14.0	0	0	---	839	60	14.0
44)	T. Coleman, Atl. (RB)	838	160	5.2	593	139	4.3	245	21	11.7
45)	Landry, Mia. (WR)	837	99	8.5	-7	1	-7.0	844	98	8.6
46)	Lynch, Oak. (RB)	831	179	4.6	695	163	4.3	136	16	8.5
47)	D. Lewis, N.E. (RB)	824	151	5.5	674	130	5.2	150	21	7.1
48t)	*Kupp, LA-R (WR)	804	58	13.9	0	0	---	804	58	13.9
48t)	Thompson, Was. (RB)	804	103	7.8	294	64	4.6	510	39	13.1
50)	*Mixon, Cin. (RB)	784	184	4.3	518	157	3.3	266	27	9.9

**WEEK 15 / THROUGH MONDAY, DECEMBER 18, 2017****NFL / LEADERS IN FIRST DOWNS**

Rank	Player, Team	Rush	Rec	Tot
1)	Bell, Pit. (RB)	70	29	99
2)	Gurley, LA-R (RB)	61	27	88
3)	*K. Hunt, K.C. (RB)	54	18	72
4)	Brown, Pit. (WR)	0	71	71
5)	McCoy, Buf. (RB)	51	19	70
6t)	Gordon, LA-C (RB)	47	19	66
6t)	Hopkins, Hou. (WR)	0	66	66
6t)	*Kamara, N.O. (RB)	35	31	66
9)	Allen, LA-C (WR)	0	65	65
10)	Thomas, N.O. (WR)	0	64	64
11)	Ingram, N.O. (RB)	45	17	62
12)	Howard, Chi. (RB)	57	4	61
13t)	Freeman, Atl. (RB)	46	12	58
13t)	Ju. Jones, Atl. (WR)	1	57	58
15)	L. Miller, Hou. (RB)	40	16	56
16t)	Fitzgerald, Ariz (WR)	0	55	55
16t)	Thielen, Min. (WR)	1	54	55
18)	Kelce, K.C. (TE)	2	52	54
19)	Gronkowski, N.E. (TE)	0	53	53
20t)	Hyde, S.F. (RB)	36	16	52
20t)	Landry, Mia. (WR)	0	52	52
20t)	*McCaffrey, Car. (RB)	19	33	52
23)	*Fournette, Jac. (RB)	41	10	51
24t)	Allen, Bal. (RB)	34	15	49
24t)	E. Elliott, Dal. (RB)	45	4	49
26t)	Collins, Bal. (RB)	42	6	48
26t)	Green, Cin. (WR)	0	48	48
28t)	M. Evans, T.B. (WR)	0	47	47
28t)	Gore, Ind. (RB)	39	8	47
30t)	D. Johnson, Cle. (RB)	22	24	46
30t)	De. Thomas, Den. (WR)	0	46	46
32t)	D. Adams, G.B. (WR)	0	45	45
32t)	Ajayi, Mia.-Phi. (RB)	38	7	45
32t)	C. Anderson, Den. (RB)	39	6	45
35t)	Crowell, Cle. (RB)	35	9	44
35t)	Goodwin, S.F. (WR)	2	42	44
35t)	Jeffery, Phi. (WR)	0	44	44
38t)	Ertz, Phi. (TE)	0	42	42
38t)	Hill, K.C. (WR)	3	39	42
40t)	Bryant, Dal. (WR)	0	41	41
40t)	Lee, Jac. (WR)	1	40	41
40t)	Walker, Ten. (TE)	1	40	41
43t)	D. Lewis, N.E. (RB)	33	7	40
43t)	McKinnon, Min. (RB)	21	19	40
43t)	Sanu, Atl. (WR)	3	37	40
43t)	Stewart, Car. (RB)	38	2	40
47t)	M. Jones, Det. (WR)	0	39	39
47t)	*Kupp, LA-R (WR)	0	39	39
47t)	*Mixon, Cin. (RB)	31	8	39
47t)	Newton, Car. (QB)	39	0	39
47t)	Tate, Det. (WR)	1	38	39

**WEEK 15 / THROUGH MONDAY, DECEMBER 18, 2017****NFL / LEADING PUNTERS**

Rank	Player, Team	No	Yards	Lg	Avg	TB	Blk	Dwn	OB	Opp Ret	In 20	Net Avg
1)	Kern, Ten.	62	3200	74	51.6	5	0	4	11	35	270	22 45.6
2)	Lechler, Hou.	81	3964	68	48.9	5	0	8	8	41	473	28 41.9
3)	Kaser, LA-C	63	3079	69	48.9	9	0	5	4	40	289	23 41.4
4)	Colquitt, Cle.	68	3272	67	48.1	1	1	11	4	40	444	20 40.7
5)	King, Oak.	61	2927	65	48.0	6	0	8	5	29	187	26 43.0
6)	Hekker, LA-R	54	2572	70	47.6	3	0	8	12	20	108	27 44.5
7)	Huber, Cin.	76	3607	63	47.5	3	1	12	6	37	368	31 41.3
8)	Morstead, N.O.	50	2369	68	47.4	2	0	6	7	21	220	22 42.2
9)	Lee, Ariz	75	3511	62	46.8	5	0	13	6	41	448	27 39.5
10)	O'Donnell, Chi.	72	3363	69	46.7	5	0	9	6	38	434	26 39.3
11)	Edwards, NY-J	78	3633	70	46.6	3	0	9	7	42	438	26 40.2
12)	Palardy, Car.	61	2821	63	46.2	4	0	9	6	26	158	23 42.3
13)	D. Jones, Phi.	52	2400	62	46.2	5	1	12	4	22	139	17 40.8
14)	Dixon, Den.	64	2953	60	46.1	3	2	10	3	27	258	19 39.9
15)	Koch, Bal.	74	3361	67	45.4	3	0	13	15	28	244	37 41.3
16)	Way, Was.	69	3121	62	45.2	6	0	6	4	31	386	28 37.9
17)	Ryan, Sea.	77	3470	74	45.1	5	0	10	7	38	404	26 38.5
18)	*Vogel, G.B.	59	2655	62	45.0	1	0	8	4	25	122	17 42.6
19)	*Sanchez, Ind.	77	3455	61	44.9	3	1	19	13	17	83	25 42.5
20)	*Haack, Mia.	77	3450	64	44.8	5	0	17	4	32	205	29 40.8
21)	Colquitt, K.C.	59	2631	63	44.6	4	0	8	4	23	158	28 40.6
22)	Nortman, Jac.	75	3343	65	44.6	6	1	8	15	24	193	26 39.9
23)	Wing, NY-G	80	3563	69	44.5	7	2	13	7	39	393	16 37.0
24)	Bosher, Atl.	43	1912	62	44.5	2	0	3	4	16	121	16 40.7
25)	Schmidt, Buf.	72	3199	60	44.4	5	0	8	10	34	179	26 40.6
26)	C. Jones, Dal.	56	2452	62	43.8	3	0	10	9	14	55	29 41.7
27)	Anger, T.B.	62	2707	62	43.7	5	1	7	5	25	157	22 38.9
28)	R. Allen, N.E.	49	2133	60	43.5	3	0	10	4	21	101	19 40.2
29)	Berry, Pit.	57	2476	62	43.4	2	0	6	9	21	172	23 39.7
30)	Pinion, S.F.	70	3037	59	43.4	1	0	9	8	31	132	29 41.2
31)	Quigley, Min.	56	2359	55	42.1	0	0	3	7	19	112	22 40.1

**NFL / LEADING PUNTERS, NET AVERAGE**

Rank	Player, Team	No	Yards	Lg	Avg	TB	Blk	Dwn	OB	Opp Ret	In 20	Net Avg
1)	Kern, Ten.	62	3200	74	51.6	5	0	4	11	35	270	22 45.6
2)	Hekker, LA-R	54	2572	70	47.6	3	0	8	12	20	108	27 44.5
3)	King, Oak.	61	2927	65	48.0	6	0	8	5	29	187	26 43.0
4)	*Vogel, G.B.	59	2655	62	45.0	1	0	8	4	25	122	17 42.6
5)	*Sanchez, Ind.	77	3455	61	44.9	3	1	19	13	17	83	25 42.5
6)	Palardy, Car.	61	2821	63	46.2	4	0	9	6	26	158	23 42.3
7)	Morstead, N.O.	50	2369	68	47.4	2	0	6	7	21	220	22 42.2
8)	Lechler, Hou.	81	3964	68	48.9	5	0	8	8	41	473	28 41.9
9)	C. Jones, Dal.	56	2452	62	43.8	3	0	10	9	14	55	29 41.7
10)	Kaser, LA-C	63	3079	69	48.9	9	0	5	4	40	289	23 41.4
11)	Koch, Bal.	74	3361	67	45.4	3	0	13	15	28	244	37 41.3
12)	Huber, Cin.	76	3607	63	47.5	3	1	12	6	37	368	31 41.3
13)	Pinion, S.F.	70	3037	59	43.4	1	0	9	8	31	132	29 41.2
14)	*Haack, Mia.	77	3450	64	44.8	5	0	17	4	32	205	29 40.8
15)	D. Jones, Phi.	52	2400	62	46.2	5	1	12	4	22	139	17 40.8
16)	Bosher, Atl.	43	1912	62	44.5	2	0	3	4	16	121	16 40.7
17)	Colquitt, Cle.	68	3272	67	48.1	1	1	11	4	40	444	20 40.7
18)	Colquitt, K.C.	59	2631	63	44.6	4	0	8	4	23	158	28 40.6
19)	Schmidt, Buf.	72	3199	60	44.4	5	0	8	10	34	179	26 40.6
20)	R. Allen, N.E.	49	2133	60	43.5	3	0	10	4	21	101	19 40.2
21)	Edwards, NY-J	78	3633	70	46.6	3	0	9	7	42	438	26 40.2
22)	Quigley, Min.	56	2359	55	42.1	0	0	3	7	19	112	22 40.1
23)	Dixon, Den.	64	2953	60	46.1	3	2	10	3	27	258	19 39.9
24)	Nortman, Jac.	75	3343	65	44.6	6	1	8	15	24	193	26 39.9
25)	Berry, Pit.	57	2476	62	43.4	2	0	6	9	21	172	23 39.7
26)	Lee, Ariz	75	3511	62	46.8	5	0	13	6	41	448	27 39.5
27)	O'Donnell, Chi.	72	3363	69	46.7	5	0	9	6	38	434	26 39.3
28)	Anger, T.B.	62	2707	62	43.7	5	1	7	5	25	157	22 38.9
29)	Ryan, Sea.	77	3470	74	45.1	5	0	10	7	38	404	26 38.5
30)	Way, Was.	69	3121	62	45.2	6	0	6	4	31	386	28 37.9
31)	Wing, NY-G	80	3563	69	44.5	7	2	13	7	39	393	16 37.0

**WEEK 15 / THROUGH MONDAY, DECEMBER 18, 2017****NFL / PUNT RETURN LEADERS**

Rank	Player, Team	Ret	FC	Yards	Avg	Long	TD
1)	*Agnew, Det.	26	11	416	16.0	88t	2
2)	Cooper, LA-R	29	7	390	13.4	53	0
3)	Campanaro, Bal.	20	17	249	12.5	77t	1
4)	Mickens, Jac.	23	16	274	11.9	72	1
5)	Davis, G.B.	19	17	214	11.3	65	0
6)	Barner, Phi.	21	15	211	10.0	76	0
7)	Sherels, Min.	31	22	310	10.0	46	0
8)	Tate, Buf.	18	4	179	9.9	40	0
9)	Reedy, T.B.-N.E.	18	7	175	9.7	44	0
10)	Benjamin, LA-C	24	19	228	9.5	65t	1
11)	*Taylor, S.F.	25	14	233	9.3	39	0
12)	*Cohen, Chi.	25	11	232	9.3	61t	1
13)	*Jackson, Ten.	28	7	259	9.3	46	0
14)	*Switzer, Dal.	23	8	212	9.2	83t	1
15)	Amendola, N.E.	21	15	188	9.0	40	0
16)	*McKenzie, Den.	21	7	183	8.7	44	0
17)	Hill, K.C.	24	9	203	8.5	82t	1
18)	Grant, Mia.	23	11	178	7.7	27	0
19)	Roberts, Atl.	20	16	154	7.7	27	0
20)	*McCaffrey, Car.	22	9	162	7.4	25	0
21)	Erickson, Cin.	34	14	250	7.4	29	0
22)	K. Williams, Ariz	21	20	137	6.5	20	0
23)	*Peppers, Cle.	25	11	155	6.2	25	0
24)	Lockett, Sea.	31	21	189	6.1	21	0
25)	Richard, Oak.	24	12	135	5.6	19	0
26)	Ginn, N.O.	19	13	103	5.4	17	0
27)	Crowder, Was.	23	18	122	5.3	18	0

**NFL / KICKOFF RETURN LEADERS**

Rank	Player, Team	Ret	Yards	Avg	Long	TD
1)	Patterson, Oak.	18	509	28.3	49	0
2)	Cooper, LA-R	30	845	28.2	103t	1
3)	*Switzer, Dal.	21	541	25.8	61	0
4)	D. Lewis, N.E.	21	527	25.1	103t	1
5)	A. Hunt, K.C.	22	535	24.3	42	0
6)	Davis, G.B.	25	601	24.0	34	0
7)	Lockett, Sea.	33	793	24.0	57	0
8)	Bray, Ind.	18	430	23.9	60	0
9)	Grant, Mia.	20	453	22.7	31	0
10)	Roberts, Atl.	36	815	22.6	61	0
11)	*Cohen, Chi.	23	516	22.4	46	0
12)	Erickson, Cin.	29	619	21.3	41	0
13)	*Jackson, Ten.	22	469	21.3	48	0
14)	*Bolden, S.F.	19	396	20.8	34	0
15)	Tate, Buf.	25	495	19.8	29	0

**WEEK 15 / THROUGH MONDAY, DECEMBER 18, 2017****NFL / LEADERS IN INTERCEPTIONS**

Rank	Player, Team	Int	Yards	Avg	Long	TD
1)	Slay, Det.	7	73	10.4	37	0
2t)	Byard, Ten.	6	100	16.7	33	0
2t)	Weddle, Bal.	6	85	14.2	45t	1
2t)	Bouye, Jac.	6	70	11.7	51	0
5t)	Peters, K.C.	5	137	27.4	62	0
5t)	Hyde, Buf.	5	64	12.8	37	0
7t)	*White, Buf.	4	86	21.5	63	0
7t)	*Lattimore, N.O.	4	85	21.3	33	1
7t)	Gipson, Jac.	4	83	20.8	67	0
7t)	Howard, Mia.	4	71	17.8	30t	1
7t)	Carr, Bal.	4	57	14.3	33	0
7t)	Randall, G.B.	4	35	8.8	21t	1
7t)	Ramsey, Jac.	4	34	8.5	18	0
7t)	Boston, LA-C	4	24	6.0	15	0
7t)	Harmon, N.E.	4	12	3.0	12	0
7t)	Hayward, LA-C	4	7	1.8	7	0
7t)	Fuller, Was.	4	4	1.0	3	0
18t)	Jenkins, NY-G	3	113	37.7	53t	2
18t)	Joyner, LA-R	3	104	34.7	46	1
18t)	*Hooker, Ind.	3	73	24.3	32	0
18t)	Grimes, T.B.	3	67	22.3	39	0
18t)	McLeod, Phi.	3	67	22.3	50	0
18t)	Quin, Det.	3	62	20.7	37t	1
18t)	McCourty, Cle.	3	59	19.7	56t	1
18t)	J. Smith, Bal.	3	58	19.3	50t	1
18t)	Smith, Jac.	3	56	18.7	28t	1
18t)	McClain, T.B.	3	53	17.7	47t	1
18t)	Mills, Phi.	3	53	17.7	37t	1
18t)	Church, Jac.	3	51	17.0	51t	1
18t)	Vaccaro, N.O.	3	41	13.7	30	0
18t)	Bethea, Ariz	3	37	12.3	21	0
18t)	Swearinger, Was.	3	32	10.7	31	0
18t)	Barron, LA-R	3	29	9.7	15	0
18t)	*J. Evans, T.B.	3	28	9.3	15	0
18t)	Melvin, Ind.	3	28	9.3	21	0
18t)	Smith, Min.	3	25	8.3	19	0
18t)	Kuechly, Car.	3	23	7.7	23	0
18t)	Heath, Dal.	3	20	6.7	14	0
18t)	Robinson, Phi.	3	17	5.7	17	0
18t)	Poyer, Buf.	3	13	4.3	13	0
18t)	Hal, Hou.	3	10	3.3	7	0
18t)	Clinton-Dix, G.B.	3	5	1.7	3	0
18t)	Shazier, Pit.	3	2	0.7	2	0
18t)	Mitchell, K.C.	3	0	0.0	0	0



**WEEK 15 / THROUGH MONDAY, DECEMBER 18, 2017****NFL / LEADERS IN SACKS**

Rank	Player, Team	Sacks
1)	Jones, Ariz (LB)	15.0
2)	Campbell, Jac. (DE)	14.5
3)	Lawrence, Dal. (DE)	13.5
4)	Griffen, Min. (DE)	13.0
5)	Bosa, LA-C (DE)	11.5
6t)	Donald, LA-R (DE)	11.0
6t)	Ngakoue, Jac. (DE)	11.0
6t)	Suggs, Bal. (LB)	11.0
9)	Mack, Oak. (DE)	10.5
10t)	Addison, Car. (DE)	10.0
10t)	Heyward, Pit. (DE)	10.0
10t)	Ingram, LA-C (LB)	10.0
10t)	Jordan, N.O. (DE)	10.0
10t)	Miller, Den. (LB)	10.0
10t)	Peppers, Car. (DE)	10.0
16t)	Clayborn, Atl. (DE)	9.5
16t)	B. Graham, Phi. (DE)	9.5
16t)	Houston, K.C. (LB)	9.5
19t)	Atkins, Cin. (DT)	9.0
19t)	Clowney, Hou. (LB)	9.0
19t)	Kerrigan, Was. (LB)	9.0
19t)	Wake, Mia. (DE)	9.0
23)	Quinn, LA-R (LB)	8.5
24t)	Clark, Sea. (DE)	8.0
24t)	Hicks, Chi. (DE)	8.0
24t)	Jackson, Jac. (DT)	8.0
27t)	Bennett, Sea. (DE)	7.5
27t)	Fowler, Jac. (DE)	7.5
27t)	Irvin, Oak. (LB)	7.5
27t)	*Lawson, Cin. (DE)	7.5
27t)	Matthews, G.B. (LB)	7.5
27t)	Morgan, Ten. (LB)	7.5
33t)	Hunter, Min. (DE)	7.0
33t)	Irving, Dal. (DT)	7.0
33t)	Judon, Bal. (LB)	7.0
33t)	Perry, G.B. (LB)	7.0
33t)	Williams, Pit. (LB)	7.0
38t)	T. Flowers, N.E. (DE)	6.5
38t)	Pierre-Paul, NY-G (DE)	6.5
38t)	Zettel, Det. (DE)	6.5
41t)	Ansah, Det. (DE)	6.0
41t)	Dupree, Pit. (LB)	6.0
41t)	*McKinley, Atl. (DE)	6.0
41t)	Orakpo, Ten. (LB)	6.0
41t)	Short, Car. (DT)	6.0
41t)	Smith, Was. (LB)	6.0
41t)	*Watt, Pit. (LB)	6.0
48t)	Cox, Phi. (DT)	5.5
48t)	Dumervil, S.F. (DE)	5.5
48t)	Dunlap, Cin. (DE)	5.5
48t)	Jones, K.C. (DE)	5.5
48t)	Longacre, LA-R (LB)	5.5
48t)	Sheard, Ind. (LB)	5.5
48t)	Van Noy, N.E. (LB)	5.5

**WEEK 15 / THROUGH MONDAY, DECEMBER 18, 2017****NFL / FUMBLE RECOVERIES**

Rank	Player, Team	TotRec	OffRec	DefRec
1)	Winston, T.B.	7	7	0
2)	McCown, NY-J	6	6	0
3t)	Brissett, Ind.	5	5	0
3t)	Cutler, Mia.	5	5	0
3t)	David, T.B.	5	0	5
3t)	*Trubisky, Chi.	5	5	0
3t)	Wilson, Sea.	5	5	0
8t)	Erickson, Cin.	4	4	0
8t)	Flacco, Bal.	4	4	0
8t)	Wentz, Phi.	4	4	0
11t)	Bortles, Jac.	3	3	0
11t)	Brees, N.O.	3	3	0
11t)	Cousins, Was.	3	3	0
11t)	Gabbert, Ariz	3	3	0
11t)	Glennon, Chi.	3	3	0
11t)	Havenstein, LA-R	3	3	0
11t)	*Jackson, Chi.	3	0	3
11t)	D. Johnson, Cle.	3	3	0
11t)	Jones, Mia.	3	0	3
11t)	Kuechly, Car.	3	1	2
11t)	Manning, NY-G	3	3	0
11t)	*McKenzie, Den.	3	3	0
11t)	Mingo, Ind.	3	0	3
11t)	Mosley, Bal.	3	0	3
11t)	Raymond, NY-J-NY-G	3	3	0
11t)	Richard, Oak.	3	3	0
11t)	Rivers, LA-C	3	3	0
11t)	A. Smith, K.C.	3	3	0
11t)	Trufant, Atl.	3	1	2
11t)	Whitehead, Det.	3	0	3

**WEEK 15 / THROUGH MONDAY, DECEMBER 18, 2017****NFL / OFFENSIVE FUMBLE RECOVERIES**

Rank	Player, Team	Ret	Yards	Avg	Long	TD
1)	Winston, T.B.	7	0	0.0	0	0
2)	McCown, NY-J	6	0	0.0	0	0
3t)	Brissett, Ind.	5	0	0.0	0	0
3t)	Cutler, Mia.	5	0	0.0	0	0
3t)	*Trubisky, Chi.	5	0	0.0	0	0
3t)	Wilson, Sea.	5	0	0.0	0	0
7t)	Erickson, Cin.	4	0	0.0	0	0
7t)	Flacco, Bal.	4	0	0.0	0	0
7t)	Wentz, Phi.	4	0	0.0	0	0
10t)	Bortles, Jac.	3	0	0.0	0	0
10t)	Brees, N.O.	3	0	0.0	0	0
10t)	Cousins, Was.	3	0	0.0	0	0
10t)	Gabbert, Ariz	3	0	0.0	0	0
10t)	Glennon, Chi.	3	0	0.0	0	0
10t)	Havenstein, LA-R	3	0	0.0	0	0
10t)	D. Johnson, Cle.	3	0	0.0	0	0
10t)	Manning, NY-G	3	0	0.0	0	0
10t)	*McKenzie, Den.	3	0	0.0	0	0
10t)	Raymond, NY-J-NY-G	3	0	0.0	0	0
10t)	Richard, Oak.	3	0	0.0	0	0
10t)	Rivers, LA-C	3	0	0.0	0	0
10t)	A. Smith, K.C.	3	0	0.0	0	0

**NFL / DEFENSIVE FUMBLE RECOVERIES**

Rank	Player, Team	Ret	Yards	Avg	Long	TD
1)	David, T.B.	5	21	4.2	21t	1
2t)	*Jackson, Chi.	3	75	25.0	75t	1
2t)	Jones, Mia.	3	52	17.3	38t	2
2t)	Mosley, Bal.	3	18	6.0	18	0
2t)	Whitehead, Det.	3	6	2.0	5	0
2t)	Mingo, Ind.	3	0	0.0	0	0
7t)	Clowney, Hou.	2	71	35.5	49	1
7t)	Fowler, Jac.	2	53	26.5	53t	1
7t)	Smith, Jac.	2	52	26.0	52	1
7t)	*White, Buf.	2	52	26.0	52t	1
7t)	Ingram, LA-C	2	39	19.5	39t	1
7t)	Kuechly, Car.	2	34	17.0	34t	1
7t)	Collins, NY-G	2	33	16.5	32	0
7t)	Hayden, Det.	2	27	13.5	27t	1
7t)	S. Richardson, Sea.	2	20	10.0	20	0
7t)	Trufant, Atl.	2	15	7.5	15t	1
7t)	Clayborn, Atl.	2	10	5.0	10t	1
7t)	Robertson, N.O.	2	8	4.0	8	0
7t)	Skrine, NY-J	2	8	4.0	8	0
7t)	Byard, Ten.	2	6	3.0	6	0
7t)	M. Collins, Dal.	2	6	3.0	6	0
7t)	Adams, Car.	2	4	2.0	4	0
7t)	*Adams, NY-J	2	0	0.0	0	0
7t)	Apple, NY-G	2	0	0.0	0	0
7t)	Burns, Pit.	2	0	0.0	0	0
7t)	Chung, N.E.	2	0	0.0	0	0
7t)	Cowser, Oak.	2	0	0.0	0	0
7t)	Harris, Min.	2	0	0.0	0	0
7t)	Hicks, Chi.	2	0	0.0	0	0
7t)	Jenkins, NY-J	2	0	0.0	0	0
7t)	Lawrence, Dal.	2	0	0.0	0	0
7t)	Martinez, G.B.	2	0	0.0	0	0
7t)	Morgan, Ten.	2	0	0.0	0	0
7t)	Neal, Atl.	2	0	0.0	0	0
7t)	Pierce, Bal.	2	0	0.0	0	0
7t)	Rollins, G.B.	2	0	0.0	0	0
7t)	*Te. Thompson, Sea.	2	0	0.0	0	0
7t)	S. Williams, Cin.	2	0	0.0	0	0

**WEEK 15 / THROUGH MONDAY, DECEMBER 18, 2017**

**Team/Offense Rank (Within League)**

Team	BUF	CIN	CLE	DEN	HOU	IND	JAX	KC	LAC	MIA	NE	NYJ	OAK	PIT	TEN	ARI	ATL	CAR	CHI	DAL	DET	GB	LAR	MIN	NO	NYG	PHI	SF	SEA	TB	WAS
Rank	29	32	26	20	16	31	6	5	7	28	2	25	19	4	22	21	9	17	30	15	13	23	10	8	1	24	3	14	12	11	18
Game	27	31	30	29	20	32	12	2	6	27	3	23	13	7	17	28	4	18	22	14	11	21	5	9	1	24	8	19	15	10	16
Opponent	CIN	CLE	DEN	HOU	IND	JAX	KC	LAC	MIA	NE	NYJ	OAK	PIT	TEN	ARI	ATL	CAR	CHI	DAL	DET	GB	LAR	MIN	NO	NYG	PHI	SF	SEA	TB	WAS	
Rank	19	7	10	2	2	12	2	6	27	3	23	13	7	17	28	4	18	22	14	11	21	5	9	1	24	8	19	15	10	16	
Game	29	32	26	20	32	12	2	6	27	3	23	13	7	17	28	4	18	22	14	11	21	5	9	1	24	8	19	15	10	16	
Opponent	CIN	CLE	DEN	HOU	IND	JAX	KC	LAC	MIA	NE	NYJ	OAK	PIT	TEN	ARI	ATL	CAR	CHI	DAL	DET	GB	LAR	MIN	NO	NYG	PHI	SF	SEA	TB	WAS	
Rank	12	6	32	17	14	15	22	1	23	29	16	19	25	21	30	8	4	11	3	31	18	7	9	5	28	2	24	20	27	26	
Game	17	13	30	4	19	18	9	1	23	24	15	22	14	26	31	7	10	8	3	32	6	11	21	2	27	5	20	16	25	28	
Opponent	CIN	CLE	DEN	HOU	IND	JAX	KC	LAC	MIA	NE	NYJ	OAK	PIT	TEN	ARI	ATL	CAR	CHI	DAL	DET	GB	LAR	MIN	NO	NYG	PHI	SF	SEA	TB	WAS	
Rank	29	32	28	26	21	18	30	19	7	3	20	1	23	16	2	19	24	31	24	6	22	12	9	4	17	8	13	11	5	14	
Game	31	30	21	32	20	29	11	7	5	27	3	18	15	6	17	23	19	24	16	9	28	4	8	1	25	12	22	14	10	13	
Opponent	CIN	CLE	DEN	HOU	IND	JAX	KC	LAC	MIA	NE	NYJ	OAK	PIT	TEN	ARI	ATL	CAR	CHI	DAL	DET	GB	LAR	MIN	NO	NYG	PHI	SF	SEA	TB	WAS	
Rank	20	17	22	32	30	28	12	7	4	13	31	1	19	14	23	29	18	24	27	21	9	26	5	6	3	10	2	15	16	11	8
Game	8	28	24	23	26	30	32	7	18	1	13	11	27	5	3	17	25	18	24	27	31	9	6	2	10	15	20	19	12	22	
Opponent	CIN	CLE	DEN	HOU	IND	JAX	KC	LAC	MIA	NE	NYJ	OAK	PIT	TEN	ARI	ATL	CAR	CHI	DAL	DET	GB	LAR	MIN	NO	NYG	PHI	SF	SEA	TB	WAS	
Rank	19	30	32	21	24	10t	31	9	14t	8	26	1	27t	22t	3	22t	1D/Gm	13	20	12	14t	6	5	27t	2	18	17	4	25		
Game	28	9	32	30	13	23	20	21	18	12	31	10	17	7	4	22	3D Eff	5	16	11	8	3	19	27	2	24	15	14	29		
Opponent	CIN	CLE	DEN	HOU	IND	JAX	KC	LAC	MIA	NE	NYJ	OAK	PIT	TEN	ARI	ATL	CAR	CHI	DAL	DET	GB	LAR	MIN	NO	NYG	PHI	SF	SEA	TB	WAS	
Rank	5	30	23	6	27	7	16	2	29	12t	26	8t	20	12t	12t	18	28	24t	22	11	32	4	24t	31	1	21	3	17	12t	19	10
Game	2	13	9	26	15	14	32	4	22	11	21	18	31	30	12	20	19	17	10	1	5	3	6t	24	29	6t	16	25	8	28	
Opponent	CIN	CLE	DEN	HOU	IND	JAX	KC	LAC	MIA	NE	NYJ	OAK	PIT	TEN	ARI	ATL	CAR	CHI	DAL	DET	GB	LAR	MIN	NO	NYG	PHI	SF	SEA	TB	WAS	
Rank	1	24	19	7	9	22	15	10	8	28	17	5	21	14	32	23	12	20	16	3	31	6	2	4	25	27	26	30	13	11	18
Game	13	22	8	7	19	2	23	24	3	18	27	11	4	29	1	20	12	10	26	25	17	5	32	6	28	14	30	16	31	15	
Opponent	CIN	CLE	DEN	HOU	IND	JAX	KC	LAC	MIA	NE	NYJ	OAK	PIT	TEN	ARI	ATL	CAR	CHI	DAL	DET	GB	LAR	MIN	NO	NYG	PHI	SF	SEA	TB	WAS	
Rank	11	18	12	19	24	8	5	25	17	10	14	20	22	3	26	1	16	6	28	9	21	4	2	23	7	32	15	13	30	29	31
Game	8	23	29	32	24	14	31	5	6	16	26	4	20t	22	9	19	15	12	28	11	7	17	1t	10	3	30	1t	25	13	20t	18
Opponent	CIN	CLE	DEN	HOU	IND	JAX	KC	LAC	MIA	NE	NYJ	OAK	PIT	TEN	ARI	ATL	CAR	CHI	DAL	DET	GB	LAR	MIN	NO	NYG	PHI	SF	SEA	TB	WAS	
Rank	8	10	14	29	27	22	9	17	5	32	6t	16	23t	6t	20	25	18t	1	30t	21	12t	23t	2	15	18t	28	12t	3t	26	30t	11
Game	8	10	14	29	27	22	9	17	5	32	6t	16	23t	6t	20	25	18t	1	30t	21	12t	23t	2	15	18t	28	12t	3t	26	30t	11

**Opponent/Defense Rank (Within League)**

Team	BUF	CIN	CLE	DEN	HOU	IND	JAX	KC	LAC	MIA	NE	NYJ	OAK	PIT	TEN	ARI	ATL	CAR	CHI	DAL	DET	GB	LAR	MIN	NO	NYG	PHI	SF	SEA	TB	WAS
Rank	10	23	19	7	10	2	28	31	16	17	29	24	21	4	13	7	9	5	8	18	27	26	12	2	11	32	6	22	15	31	20
Game	5	17	25	32	7	4	10	29	19	27	30	22	26	14	6	4	13	15	11	19	27	24	12	3	20	29	8	18	9	32	21
Opponent	BUF	CIN	CLE	DEN	HOU	IND	JAX	KC	LAC	MIA	NE	NYJ	OAK	PIT	TEN	ARI	ATL	CAR	CHI	DAL	DET	GB	LAR	MIN	NO	NYG	PHI	SF	SEA	TB	WAS
Rank	14	25	32	7	4	10	29	19	27	30	13	26	21	15	8	6	9	5	11	12	16	20	24	2	18	31	1	22	17	23	28
Game	11	18	16	1	2	8	14	29	25	31	19	32	15	12	3	4	24	20	10	22	17	9	30	5	28	21	6	7	13	27	26
Opponent	BUF	CIN	CLE	DEN	HOU	IND	JAX	KC	LAC	MIA	NE	NYJ	OAK	PIT	TEN	ARI	ATL	CAR	CHI	DAL	DET	GB	LAR	MIN	NO	NYG	PHI	SF	SEA	TB	WAS
Rank	9	17	8	21	2	27	30	1	26	4	15	29	20	23	5	25	14	12	11	10	18	24	6	3	7	31	22	19	13	32	16
Game	5	18	8	24	12	30	32	1	23	4	20	22	21	28	10	14	9	16t	16t	26	27	3	2	15	29	6	25	11	31	19	
Opponent	BUF	CIN	CLE	DEN	HOU	IND	JAX	KC	LAC	MIA	NE	NYJ	OAK	PIT	TEN	ARI	ATL	CAR	CHI	DAL	DET	GB	LAR	MIN	NO	NYG	PHI	SF	SEA	TB	WAS
Rank	1	6	25	30	23	15	12	2	11	4	22	18	19	31	9	24	32	21	29	26	5	17	8	14	3	27	7	28	20	16	10
Game	9	30	7	25	12	17	29	1	28	6	27	21	26	22	3	10	13	4	5	20	24	16	2	14	11	31	18	23	15	32	8
Opponent	BUF	CIN	CLE	DEN	HOU	IND	JAX	KC	LAC	MIA	NE	NYJ	OAK	PIT	TEN	ARI	ATL	CAR	CHI	DAL	DET	GB	LAR	MIN	NO	NYG	PHI	SF	SEA	TB	WAS
Rank	9	30	25	18	2	11	22	1	32	7	16	27	19	14	4	24	26	5	12t	21	31	29	8	3	12t	20	6	28	17	23	15
Game	10	11	24	22	2	5	31	3	25	21	6	23	14	27	8	7	19	9	20	29	13	30	12	1	18	26	4	28	16	32	15
Opponent	BUF	CIN	CLE	DEN	HOU	IND	JAX	KC	LAC	MIA	NE	NYJ	OAK	PIT	TEN	ARI	ATL	CAR	CHI	DAL	DET	GB	LAR	MIN	NO	NYG	PHI	SF	SEA	TB	WAS
Rank	7	21	18	22	6	26	17	13	24t	11	5	15	12	30	9	27t	8	23	10	20	32	27t	19	2	3	4	31	14	1	24t	
Game	21	6	23	29	22	31	5	19	15	16	12	3	25	13	20	18	9	30	1	14	4	7	8	26	24	11	2	27	10	32	
Opponent	BUF	CIN	CLE	DEN	HOU	IND	JAX	KC	LAC	MIA	NE	NYJ	OAK	PIT	TEN	ARI	ATL	CAR	CHI	DAL	DET	GB	LAR	MIN	NO	NYG	PHI	SF	SEA	TB	WAS
Rank	2	17	15	9	31	24	1	14	7	29	4	6	19	8	13	28	21</														