

PACKERS

WEEKLY MEDIA INFORMATION PACKET



MINNESOTA VIKINGS vs GREEN BAY PACKERS

Saturday, December 23, 2017 @ 7:30 p.m. CST • Lambeau Field



THE DOPE SHEET

OFFICIAL PROGRAM AND PUBLICATION, ACME-PACKERS FOOTBALL TEAM.

Packers Public Relations • Lambeau Field Atrium • 1265 Lombardi Avenue • Green Bay, WI 54304 • 920/569-7500 • 920/569-7201 fax
Jason Wahlers, Sarah Quick, Tom Fanning, Nathan LoCascio

VOL. XIX; NO. 22

GREEN BAY (7-7) VS. MINNESOTA (11-3)
Saturday, Dec. 23 • Lambeau Field • 7:30 p.m. CST

PACKERS RETURN HOME TO TAKE ON THE VIKINGS

The Green Bay Packers return to Lambeau Field for the final home game of the season, hosting the Minnesota Vikings in primetime on Saturday.



- ▶ It is the first time Green Bay has played a Saturday game in back-to-back seasons since 1994-95.
- ▶ It will be the fourth time the Packers and Vikings have played on a Saturday during the regular season (1973, 1991, 2016).
- ▶ The Packers have won their last five regular-season games played on Saturdays, including a 38-25 win over the Vikings last year.
- ▶ Green Bay is 17-12 in regular-season Saturday games since 1925.
- ▶ Including playoffs, Green Bay has a 9-2-1 mark (.792) against the Vikings at Lambeau Field under Head Coach **Mike McCarthy** and a 16-7-1 (.688) record overall.
- ▶ The Packers have scored 23-plus points in 10 of the last 11 home games versus Minnesota.
- ▶ It is the fifth straight season that teams have met in a prime-time game.
- ▶ Of the past 30 regular-season meetings between the teams, 20 of those games have been decided by seven points or less.
- ▶ They have split the season series both of the past two years.
- ▶ Through 114 meetings, which includes two postseason contests (1-1), the Packers hold a 60-52-2 edge over the Vikings in the all-time series.
- ▶ The Packers are 11-4-1 in the last 16 games between the teams during the regular and postseason.
- ▶ Next week, Green Bay will finish the regular season in Detroit for the second consecutive year, marking the first time it has finished the regular season on the road against the same team in back-to-back seasons since 1991-92 (Minnesota). Last year, the Packers beat the Lions, 31-24.

GREEN BAY IN DECEMBER

Dating back to 2014, Green Bay has won 12 of the 15 games it has played in December, including six of the last seven. Green Bay's 12 December wins since 2014 and .800 winning percentage both rank **No. 2 in the NFL** over that span behind the Pittsburgh Steelers (13-2, .867).

- ▶ The Packers join New England and Pittsburgh with the best record in December since 2016 (6-1, .857).
- ▶ Green Bay ranks **No. 10 in the NFL** in points per game (25.7) in December this season. Dating back to 2016, the Packers have averaged 29.1 points per game in December, **No. 2 in the NFL** behind the Baltimore Ravens (32.0).
- ▶ Since 2016, Green Bay ranks **No. 4 in the NFL** in point differential (plus-57) in December (New England, plus-90 / Atlanta, plus-73 / Baltimore, plus-62).

REGULAR-SEASON WEEK 16

- ▶ Under McCarthy, the Packers are 35-14 (.714) in the month of December, **No. 2 in the NFL** behind New England, 43-8 (.843) since 2006.
- ▶ Green Bay is 22-3 (.880) at home in the month of December under McCarthy, **No. 1 in the NFL** since 2006.
- ▶ Nine times in the first 11 seasons under McCarthy (2006-16), including each of the last six, Green Bay won three-plus games and lost one or less in the month of December. The Packers are 2-1 this season.

WITH THE CALL

NBC will broadcast the game to a national audience. Play-by-play man **Al Michaels** joins analyst **Cris Collinsworth** in the booth with **Michele Tafoya** reporting from the sidelines.

- ▶ Milwaukee's WTMJ (620 AM), airing Green Bay games since November 1929, heads up the Packers Radio Network that is made up of 50 stations in five states. **Wayne Larrivee** (play-by-play) and two-time Packers Pro Bowler **Larry McCarren** (analyst) call the action. McCarren first joined the team's broadcasts in 1995 and enters his 23rd season calling Packers games. After originally being paired together in 1999, McCarren and Larrivee enter their 19th season of broadcasts together.
- ▶ Westwood One Sports will air the game on radio across the country. **Brandon Gaudin** (play-by-play) and **Ross Tucker** (analyst) will call the action, with **Hub Arkush** reporting from the sidelines and **Jason Horowitz** hosting the pregame and halftime shows.
- ▶ The broadcast is also available on Sirius Satellite Radio (WTMJ feed).

REGULAR SEASON

Date	Opponent	Time (CT)	TV
Sun., Sept. 10	SEATTLE SEAHAWKS	W, 17-9	78,381
Sun., Sept. 17	at Atlanta Falcons	L, 23-34	70,826
Sun., Sept. 24	CINCINNATI BENGALS (Gold Pkg.)	W, 27-24 (OT)	78,323
Thu., Sept. 28	CHICAGO BEARS	W, 35-14	78,362
Sun., Oct. 8	at Dallas Cowboys	W, 35-31	93,329
Sun., Oct. 15	at Minnesota Vikings	L, 10-23	66,848
Sun., Oct. 22	NEW ORLEANS SAINTS	L, 17-26	78,380
Sun., Oct. 29	BYE		
Mon., Nov. 6	DETROIT LIONS (Gold Pkg.)	L, 17-30	77,575
Sun., Nov. 12	at Chicago Bears	W, 23-16	61,285
Sun., Nov. 19	BALTIMORE RAVENS	L, 0-23	77,945
Sun., Nov. 26	at Pittsburgh Steelers	L, 28-31	62,147
Sun., Dec. 3	TAMPA BAY BUCCANEERS	W, 26-20 (OT)	77,684
Sun., Dec. 10	at Cleveland Browns	W, 27-21 (OT)	67,431
Sun., Dec. 17	at Carolina Panthers	L, 24-31	74,447
Sat., Dec. 23	MINNESOTA VIKINGS	7:30 p.m.	NBC
Sun., Dec. 31	at Detroit Lions	*12 p.m.	FOX

*—Start time and broadcast may shift due to NFL flexible scheduling





PACKERS VS. VIKINGS - WEEK 16

DIVISIONAL DRIVE

The Packers have a 50-19-1 (.721) overall regular-season record against NFC North opponents under Head Coach **Mike McCarthy**, a divisional mark that ranks **No. 2 in the NFL** since 2006:

Team	Div. W-L Record	Pct.
1. New England	54-16-0	.771
2. Green Bay	50-19-1	.721
3. Pittsburgh	49-22-0	.690
4. Indianapolis	48-23-0	.676
5. Seattle	43-27-1	.613
6. Baltimore	43-28-0	.606

- ▶ Under McCarthy, Green Bay has had four winning streaks of six-plus games against NFC North opponents (six games: 2006-07, 2014-15 and 2016-17 / 12 games from 2010-12).
- ▶ Dating back to 2016, Green Bay is plus-12 in turnover margin in division games, **No. 1 in the NFL**. The Packers are plus-five in their first four divisional games this season, **tied for No. 3 in the NFL**:

Team	Turnover Margin (2017)
1. Kansas City	plus-8
2. Philadelphia	plus-7
3t. Green Bay	plus-5
3t. Dallas	plus-5
3t. Seattle	plus-5

- ▶ In the Packers' 70 divisional games under McCarthy, they have registered a plus-48 turnover differential (**No. 2 in the NFL** since 2006).

Team	Turnover Margin (Since 2006)
1. New England	plus-58
2. Green Bay	plus-48
3t. Indianapolis	plus-26
3t. Seattle	plus-26

- ▶ Green Bay ranks **No. 4 in the NFL** in point differential against division opponents since 2014:

Team	Point Differential (Since 2014)
1. Seattle	plus-189
2. Kansas City	plus-175
3. New England	plus-169
4. Green Bay	plus-156
5. Houston	plus-138
6. Pittsburgh	plus-117

- ▶ The Packers are **No. 2 in the NFL** since 2006 in point differential against division opponents:

Team	Point Differential (Since 2006)
1. New England	plus-707
2. Green Bay	plus-470
3. Seattle	plus-469
4. Pittsburgh	plus-385
5. New Orleans	plus-282

- ▶ Dating back to 2014, Green Bay ranks **No. 3 in the NFL** in points per game versus division foes:

Team	Points Per Game (Since 2014)
1. Philadelphia	27.5
2. Atlanta	27.0
3. Green Bay	26.5
4t. New England	26.3
4t. New Orleans	26.3

- ▶ Green Bay has scored 30-plus points against NFC North teams five times since the start of the 2016 season, which is **tied for No. 3 in the NFL** over that span:

Team	30-Point Games vs. Division (Since 2016)
1. New Orleans	7
2. Atlanta	6
3t. Green Bay	5
3t. Kansas City	5
3t. New England	5

- ▶ Green Bay has scored 30-plus points in 27 divisional games since 2006, ranking **No. 3 in the NFL**:

Team	30-Point Games vs. Division (Since 2006)
1. New England	31
2. New Orleans	30
3. Green Bay	27
4. Philadelphia	24
5. Dallas	22
6. Indianapolis	21
7t. Carolina	20
7t. N.Y. Giants	20

- ▶ Below are the Packers' records at home and on the road against division opponents since 2006:

Team	Home Div. Record	Pct.
1. New England	29-5-0	.853
2. Indianapolis	27-8-0	.771
3. Green Bay	26-8-1	.757
4t. Pittsburgh	26-9-0	.743
4t. Seattle	25-9-0	.735
6. Baltimore	25-10-0	.714

Team	Road Div. Record	Pct.
1. New England	25-11-0	.694
2. Green Bay	24-11-0	.686
3. Philadelphia	23-12-0	.657
4. Pittsburgh	23-13-0	.639
5. Dallas	22-13-0	.629
6t. Denver	21-15-0	.583
6t. Indianapolis	21-15-0	.583



PACKERS VS. VIKINGS - WEEK 16

ODDS AND ENDS

- ▶ DT **Kenny Clark** has 2.5 sacks in the last three games, **No. 3 among defensive tackles since Week 13** (LAR Aaron Donald, five / JAX Malik Jackson, three).
- ▶ Green Bay has won three games in overtime (Weeks 3, 13 and 14) this season, the most by the Packers in a single season in franchise history.
- ▶ The Packers registered overtime wins in back-to-back games (Weeks 13-14) for the first time in team history.
- ▶ For the first time in team history, the Packers have recorded three comeback wins from 14-plus points down in a single season, according to the Elias Sports Bureau.
- ▶ QB **Brett Hundley** registered a passer rating of 110-plus in all three of his road starts this season (110.8 at Chicago, 134.3 at Pittsburgh, 111.2 at Cleveland). He is tied for the third-most road games with a 110.0 passer rating this season (KC Alex Smith, five / MIN Case Keenum, four).
- ▶ In the Week 14 victory at Cleveland, Hundley completed 35 of 46 passes for 265 yards, three touchdowns, zero interceptions and a passer rating of 111.2. His completion percentage of 76.1 was the best single-game mark in team history among quarterbacks with 35-plus completions.
- ▶ Hundley tied **Aaron Rodgers** (2009) for the second-most consecutive road starts with a passer rating of 110-plus (Rodgers, six in 2011) in franchise history.
- ▶ Hundley tied Matt Flynn (three) for the second-most games with a 100-plus passer rating by a quarterback in his first seven starts for Green Bay (Rodgers, five) among quarterbacks who made their first start for the Packers since 1960.
- ▶ Hundley was the first NFL quarterback since Atlanta Falcons QB Matt Ryan vs. Carolina on Oct. 2, 2016, to have three touchdown passes of 35-plus yards in a game (Week 12 at Pittsburgh).
- ▶ Hundley ranks **No. 2 among NFL quarterbacks** in yards per carry (7.39) this season (min. 20 att.).
- ▶ With 19 sacks in the last six games, the Packers rank **No. 3 in the NFL** since Week 10 (Tennessee, 27 / Los Angeles Rams, 22).
- ▶ The Packers registered seven sacks in Week 13, the most by Green Bay since recording seven vs. Kansas City on Sept. 28, 2015.
- ▶ The Packers are **tied for No. 3 in the NFL** in opponent fumbles recovered (11) this season (Chicago, 13 / Tampa Bay, 12).
- ▶ WR **Trevor Davis** recorded a career-long 65-yard punt return to the Cleveland 25-yard line with under three minutes to play that set up a game-tying touchdown in Week 14.
- ▶ Davis posted a career-best (min. four returns) 30.3-yard average on four kickoff returns in Week 13. It was the highest average by a Packer (min. four returns) since DB Micah Hyde averaged 33.4 yards on five kick returns vs. Pittsburgh on Dec. 22, 2013.
- ▶ DE **Dean Lowry** returned a fumble 62 yards for a touchdown in Week 13, marking the longest by a Packer since DE Keith McKenzie's 88-yard fumble return for a touchdown at Pittsburgh on Nov. 9, 1998.
- ▶ CB **Damarious Randall** recorded an interception in three consecutive games (Weeks 5-7), the first Packer to do so since CB Casey Hayward in 2012 (Weeks 5-7). A fumble recovery vs. Detroit marked his fourth consecutive game with a turnover.
- ▶ Randall has four interceptions on the season, surpassing his career high set in 2015 and 2016. Randall joins Ace Loomis (1951-53), Bobby Dillon (1952-54), Val Joe Walker (1953-55), Ken Ellis (1970-72) and Tim Lewis (1983-85) as the only Packers (since 1940) with three-plus INTs in each of their first three seasons in the NFL.

STATS OF THE WEEK

- ▶ WR **Davante Adams** has 14 receiving touchdowns in the past 15 road games. He has recorded at least one receiving touchdown in each of the past eight road contests, passing WR Donald Driver (seven games, 2006-07) for the most consecutive regular-season road games with a touchdown catch in franchise history (according to the Elias Sports Bureau).
- ▶ Adams ranks **No. 1 in the NFL** with 14 receiving touchdowns in regular-season away games since 2016 (three players with nine).
- ▶ Adams has 10 receiving touchdowns this season, marking his second consecutive season with 10-plus receiving touchdowns (12 in 2016). He joins Jordy Nelson (2014, 2016), Antonio Freeman (1997-98), Sterling Sharpe (1992-94) and Don Hutson (1941-43) as the only players in franchise history to register 10-plus TD catches in consecutive seasons.
- ▶ K **Mason Crosby** converted an onside kick in Week 15 that was recovered by S **Marwin Evans**. Crosby has had six onside kicks recovered since 2010, **the most in the NFL over that span** (according to the Elias Sports Bureau).
- ▶ Randall is **tied for No. 7 in the NFL** with four interceptions.
- ▶ LB **Blake Martinez** has registered 10-plus tackles in seven games this season (12 vs. Cincinnati, 13 at Dallas, 14 at Minnesota, 15 vs. New Orleans, 12 vs. Detroit, career-high 17 at Pittsburgh, 10 vs. Tampa Bay). Martinez also recorded an interception and recovered a fumble in Week 12 against the Steelers.
- ▶ The Packers held their opponent to less than 65 yards rushing in three straight games (Weeks 9-11). It marked just the sixth time since the 1970 AFL-NFL merger that Green Bay limited its opponent to less than 65 rushing yards in at least three consecutive games.
- ▶ In Week 9, Green Bay held Detroit to 64 yards on 33 carries (1.9 avg.), marking just the fourth time since the merger that the Packers allowed 65 or fewer rushing yards on 30-plus attempts by an opponent: 11/5/78, at Philadelphia, 30-51 (1.7 avg.) / 10/22/78, at Minnesota, 32-60 (1.9 avg.) / 10/5/09, at Minnesota, 30-63 (2.1 avg.).
- ▶ The Packers have scored touchdowns 11 times on 10-play drives this season, **No. 3 in the NFL**:

Team	TDs On 10-Play Drives
1t. Dallas	13
1t. Denver	13
3. Green Bay	11
4t. Three teams	10

- ▶ In the previous nine seasons (2008-16), the Packers ranked in the top 10 in touchdowns on 10-play drives six times:

Year	TDs On 10-Play Drives	Rank
2016	15	3t
2015	13	6t
2014	11	13t
2013	10	16t
2012	14	5t
2011	15	2t
2010	10	7t
2009	7	16t
2008	14	5t

Two years after he co-founded the Packers with Curly Lambeau, George Calhoun began writing a piece called The Dope Sheet, which served as the official press release from 1921-24.





PACKERS VS. VIKINGS - WEEK 16

IN THE CONFERENCE

The Packers have established themselves as one of the best teams in the NFC.

- ▶ In Week 13, Green Bay won its 200th regular-season game against the NFC since 1992, the most in the league over that time span (Philadelphia, 177 / Dallas, 176).
- ▶ Green Bay's 29 regular season wins against NFC opponents since 2014 are **tied for No. 1 in the NFL** (Detroit, Seattle).
- ▶ Under Head Coach **Mike McCarthy**, Green Bay tallied a winning record against NFC opponents in 10 of his first 11 seasons (2006-16):

Season	Record Against NFC Teams
2017	5-5
2016	8-4
2015	7-5
2014	9-3
2013	6-5-1
2012	8-4
2011	12-0
2010	8-4
2009	9-3
2008	5-7
2007	9-3
2006	7-5

- ▶ Dating back to 2006, Green Bay ranks **No. 1 in the NFC** in winning percentage in intra-conference games:

Team	NFC vs. NFC Winning Pct.
1. Green Bay	.658 (93-48-1)
2. New Orleans	.599 (85-57)
3. Seattle	.574 (81-60-1)
4. Dallas	.563 (80-62)
5. Atlanta	.556 (79-63)
6. Philadelphia	.552 (79-64)
7. Carolina	.535 (76-66)

- ▶ The Packers rank **No. 1 in the NFC** in point differential in intra-conference games since 2006:

Team	Point Differential vs. NFC Teams (Since 2006)
1. Green Bay	plus-745
2. New Orleans	plus-604
3. Seattle	plus-500
4. Philadelphia	plus-446
5. Dallas	plus-237

- ▶ Green Bay ranks **No. 2 in the NFC** and **No. 3 in the NFL** in points per game against NFC opponents since 2006:

Team	Points Per Game Vs. NFC
1. New England	29.9
2. New Orleans	27.6
3. Green Bay	26.4
4. Los Angeles Chargers	25.9
5. Indianapolis	25.7
6. Pittsburgh	25.5

- ▶ The Packers have scored 20-plus points in six games against NFC opponents this season, winning four of those contests.

- ▶ Dating back to 2008 when he entered the NFL, WR **Jordy Nelson** (51) ranks **No. 2 among active players** in touchdown receptions against NFC opponents:

Player	TD Receptions Against NFC Teams (Since 2008)
1. Larry Fitzgerald, ARI	57
2. Jordy Nelson, GB	51
3. Dez Bryant, DAL	49
4. Jimmy Graham, NO/SEA	45
5. Vernon Davis, SF/DEN/WAS	41

- ▶ Dating back to 1970, Nelson ranks **No. 2 among Packers** in touchdown receptions against NFC teams:

Packers Player	TD Receptions Against NFC Teams (Since 1970)
1. Sterling Sharpe, 1988-94	53
2. Jordy Nelson, 2008-14, 2016-pres.	51
3. Donald Driver, 1999-2012	42
4. Greg Jennings, 2006-12	41
5. Antonio Freeman, 1995-2001, 2003	37

- ▶ Nelson ranks in the top five among Green Bay players in receptions and receiving yards against NFC opponents since 1970:

Packers Player	Receptions Against NFC Teams (Since 1970)
1. Donald Driver, 1999-2012	556
2. Sterling Sharpe, 1988-94	479
3. James Lofton, 1978-86	404
4. Jordy Nelson, 2008-14, 2016-pres.	402
5. Greg Jennings, 2006-12	333

Packers Player	Receiving Yards Against NFC Teams (Since 1970)
1. Donald Driver, 1999-2012	7,380
2. James Lofton, 1978-86	7,211
3. Sterling Sharpe, 1988-94	6,614
4. Jordy Nelson, 2008-14, 2016-pres.	5,838
5. Greg Jennings, 2006-12	5,058

- ▶ While LB **Clay Matthews** not only passed DE Kabeer Gbaja-Biamila for the franchise sack record earliest this season, his 59 career sacks against NFC teams eclipsed Gbaja-Biamila (56.5) for the most by a Green Bay player since 1982.

- ▶ WR **Davante Adams** is **tied for No. 3 in the NFL** with seven receiving touchdowns against NFC teams this season.

- ▶ CB **Damarious Randall** is **tied for No. 2 in the league** with three interceptions against NFC teams this season.

- ▶ DT **Kenny Clark** has two forced fumbles this season against NFC teams, **tied for No. 4 in the NFL**.



PACKERS VS. VIKINGS - WEEK 16

GRINDING GROUND GAME

Due to injuries, the Packers have used multiple backs in a ground attack that has improved as the season has gone on. Green Bay is one of seven teams to have multiple players with 400-plus yards rushing and multiple rushing touchdowns this season (**Aaron Jones**, 435 yards, four rushing TDs / **Jamaal Williams**, 416 yards, four rushing TDs).

► The Packers are the only team in the NFL to have two rookie running backs each gain 400-plus rushing yards this season. Jones and Williams **rank No. 6-7** in rushing yards among rookie RBs in 2017:

<u>Rookie Running Back</u>	<u>Rushing Yards</u>
1. Kareem Hunt, KC	1,201
2. Leonard Fournette, JAX	923
3. Alvin Kamara, NO	652
4. Samaje Perine, WAS	547
5. Joe Mixon, CIN	518
6. Aaron Jones, GB	435
7. Jamaal Williams, GB	416

- For the first time since 1933 (Buckets Goldenberg and Bob Monnett), Green Bay has two rookie running backs with three-plus touchdowns each.
- This is the first time since 1985 that the Packers have had three different running backs (Williams, six / Jones, four / **Ty Montgomery**, four) with four-plus touchdowns in a season (Jessie Clark, Gerry Ellis, Eddie Lee Ivery).
- Green Bay is **tied for No. 7 in the NFL** in rushing TDs this season:

<u>Team</u>	<u>Rushing Touchdowns (2017)</u>
1. New Orleans	21
2. Dallas	18
3. Tennessee	17
4t. Jacksonville	16
4t. Los Angeles Rams	16
6. Carolina	14
7t. Green Bay , four others	13

► Green Bay has four 160-yard rushing games this season, **tied for No. 6 in the NFL**:

<u>Team</u>	<u>160-Plus Yard Rushing Games (2017)</u>
1. Buffalo	6
2t. Dallas	5
2t. Jacksonville	5
2t. Philadelphia	5
2t. Tennessee	5
6t. Green Bay , three others	4

- Over the last 14 seasons (2004-17), the only season the Packers have had more 160-yard rushing games was in 2013 (six).
- Over the last five games (Weeks 11-15), Williams made the first five starts of his career and ranks **No. 9 among running backs** in yards from scrimmage over that span (501).
- Williams was the first Green Bay rookie to have three consecutive games with 115-plus yards from scrimmage (Weeks 12-14) since Billy Howton in 1952.

- Williams recorded a rushing touchdown in three consecutive games (Weeks 12-14), the longest streak of rushing touchdowns by a Green Bay player since RB Eddie Lacy recorded a rushing touchdown in three straight games in 2014 (Weeks 14-16), according to pro-football-reference.com.
- Williams has five touchdowns (three rushing, two receiving) over the last four games, **tied for No. 3 among RBs** over that span:

<u>Running Back</u>	<u>Touchdowns (Wks 12-15)</u>
1t. Rex Burkhead, NE	6
1t. Todd Gurley II, LAR	6
3t. Jamaal Williams, GB	5
3t. Le'Veon Bell, PIT	5
3t. Alvin Kamara, NO	5
3t. Rod Smith, DAL	5
3t. Jonathan Stewart, CAR	5
8. Alex Collins, BAL	4

- Williams is the first Packers rookie since Gerry Ellis in 1980 with five-plus touchdowns over a three-game span (Weeks 12-14).
- Williams, Kansas City RB Kareem Hunt and New Orleans RB Alvin Kamara are the **only rookie running backs** to have two games with both a rushing and receiving touchdown this season. Williams is the only rookie in franchise history to have two games with both a rushing and receiving touchdown (according to the Elias Sports Bureau).
- QB **Brett Hundley** became the first quarterback in team history (since 1940) to register a rushing touchdown in both of his first two career starts with the Packers (according to the Elias Sports Bureau).
- In Week 7, Jones reached 131 yards in 17 carries (7.7 avg.), the fewest number of carries needed by a Green Bay rookie in a 125-yard rushing game.
- Jones is **tied for No. 4 in the NFL** with two 125-yard rushing games this season:

<u>Player</u>	<u>125-Yard Rushing Games (2017)</u>
1. Jordan Howard, CHI	4
2t. Le'Veon Bell, PIT	3
2t. Kareem Hunt, KC	3
4t. Aaron Jones, GB	2
4t. Ezekiel Elliott, DAL	2
4t. Leonard Fournette, JAX	2
4t. Mark Ingram, NO	2
4t. LeSean McCoy, BUF	2
4t. Adrian Peterson, ARI	2

- Jones joined Lacy and John Brockington in a tie for the most 125-yard rushing games in a season by a Green Bay rookie.
- According to STATS, the Packers **lead the NFL** this season in percentage of rushes gaining four-plus yards (163 of 335):

<u>Team</u>	<u>Percentage of Rushes Gaining Four-Plus Yards (2017)</u>
1. Green Bay	48.7
2. Dallas	48.3
3. New England	47.6
4. Los Angeles Rams	46.0
5. Baltimore	45.8



PACKERS VS. VIKINGS - WEEK 16

AT THE HELM

Having led Green Bay to the playoffs in nine of his first 11 seasons as head coach, **Mike McCarthy** is joined by Vince Lombardi and Mike Holmgren as the only coaches to guide the Packers to a Super Bowl win with a victory over Pittsburgh in Super Bowl XLV.

- ▶ McCarthy guided the Packers to a franchise-record fourth consecutive division title in 2014. In his 11 seasons, he has won six division titles, tying Lombardi for the second most in franchise history.
- ▶ With a win at Tampa Bay in Week 16 of the 2014 season, McCarthy passed Lombardi for the No. 2 spot in team history as far as overall victories:

Coach	Overall Wins
1. Curly Lambeau, 1921-49	212
2. Mike McCarthy, 2006-17	131
3. Vince Lombardi, 1959-67	98
4. Mike Holmgren, 1992-98	84

- ▶ The 131 overall wins are the most in the NFC and the second most in the NFL since 2006 (New England, 162).
- ▶ In Week 6, McCarthy recorded his 200th career game as a head coach (including the postseason). Having compiled 128 victories, he tied Bud Grant and Chuck Noll for the **sixth-most wins by a head coach** through 200 games: Don Shula, 149 / Joe Gibbs, 138 / George Halas, 134 / Tony Dungy, 130 / Curly Lambeau, 130.
- ▶ McCarthy reached 100 career wins (including playoffs) in just his 155th game. He was the fastest to reach 100 wins in the NFL since George Seifert in 1996 (132 games).
- ▶ McCarthy's 114 regular-season wins in his first 11 years as a head coach (2006-16) are **tied for No. 3 in NFL history**:

Coach	Wins In First 11 Regular Seasons
1. Don Shula, BAL/MIA	117
2. Joe Gibbs, WAS	115
3t. Mike McCarthy, GB	114
3t. Tony Dungy, TB/IND	114
3t. George Seifert, SF/CAR	114

- ▶ McCarthy recorded his third regular season with 12-plus wins in 2014 (2007, 2011), passing Lambeau (1929, 1931), Lombardi (1962, 1966), Holmgren (1996-97) and Mike Sherman (2001-02) for the most by a coach in franchise history.
- ▶ McCarthy has guided the Packers to five seasons with 11-plus wins (2007, 2009, 2011-12, 2014), passing Lombardi (1961-63, 1966) and Holmgren (1995-98) for the **most by a coach in franchise history**.
- ▶ McCarthy's eight regular seasons with 10-plus wins are a **franchise record** (since 1921). Among current NFL head coaches, only Bill Belichick (17) and Andy Reid (11) have more 10-plus-win seasons.
- ▶ McCarthy is the **only coach in franchise history** to post three or more consecutive 10-win seasons twice in his career (2009-12, 2014-16).
- ▶ McCarthy joined Pittsburgh's Bill Cowher (2005) as the only Super Bowl-winning coaches to lead their respective teams to three road wins as the No. 6 seed in the postseason en route to a world title.
- ▶ Including playoffs, McCarthy has a 131-76-1 record since taking over as head coach in 2006, a .632 winning percentage that ranks **No. 3 among current NFL head coaches** (minimum 100 games):

Coach	Winning Pct.
1. Bill Belichick, CLE/NE	.684 (275-127)
2. Mike Tomlin, PIT	.649 (122-66)
3. Mike McCarthy, GB	.632 (131-76-1)

- ▶ McCarthy has coached in 208 games (including playoffs), **No. 2 in team history** behind Lambeau (339 from 1921-49).

- ▶ In the Week 6 victory over the San Diego Chargers in 2015, McCarthy earned the 100th regular-season win of his career in just his 150th game, making him the **seventh-fastest coach in NFL history and the fastest current NFL coach** to reach the 100-win plateau:

Coach (Current)	Games Needed For 100 Regular-Season Wins
1. Mike McCarthy, GB	150
2. Andy Reid, PHI/KC	164
3. Bill Belichick, CLE/NE	177
4. John Fox, CAR/DEN	182

- ▶ Since McCarthy took over in 2006, the Packers rank **No. 3 in the NFL** in regular-season winning percentage:

Team	Winning Pct.
1. New England	.784 (149-41)
2. Pittsburgh	.642 (122-68)
3. Green Bay	.639 (121-68-1)

- ▶ Green Bay's seven 10-win regular seasons since 2009 are **No. 2 in the NFL**:

Team	10-Win Regular Seasons (Since 2009)
1. New England	9
2. Green Bay	7
3. Pittsburgh	6

WINNING WAYS

- ▶ The Packers were the only NFC team and one of two teams in the league (New England) to make the playoffs each season from 2009-16. Those eight appearances were more than the rest of the NFC North Division combined during that span (Minnesota-three / Detroit-three / Chicago-one).
- ▶ McCarthy became just the **fourth head coach in NFL history** to lead a single franchise to eight-plus consecutive playoff appearances:

Coach	Years
Tom Landry, DAL	1966-73 and 1975-83
Chuck Noll, PIT	1972-79
Mike McCarthy, GB	2009-16
Bill Belichick, NE	2009-17

- ▶ There were seven teams in the NFL with five-plus playoff appearances from 2009-16, with only two in the NFC (New England, nine / **Green Bay, eight** / Cincinnati and Seattle, six / Baltimore, Denver, Indianapolis, five).
- ▶ With the victory over Dallas in the 2016 playoffs, McCarthy has led the Packers to 10 wins in the postseason, passing Vince Lombardi and Mike Holmgren for the **most in team history**:

Coach	Postseason Wins
1. Mike McCarthy, 2006-16	10
2t. Vince Lombardi, 1959-67	9
2t. Mike Holmgren, 1992-98	9

- ▶ The 10 postseason wins since 2007 are **tied for No. 2 in the NFL** with Baltimore and Seattle (New England, 13). The rest of the NFC North has combined for two postseason wins over the last 10 seasons (Minnesota and Chicago).



THE DOPE ON THIS WEEK'S OPPONENT:

Packers vs. Vikings:

All-time, Regular season:
59-51-2

All-time, Postseason:
1-1

All-time, in Lambeau Field
23-18-2

Streaks: The Packers are 10-3-2 in their last 15 meetings with the Vikings.

Last meeting, regular season:

Oct. 15, 2017, U.S. Bank Stadium, Vikings won, 23-10



COACHES CAPSULES

Mike McCarthy: 131-76-1, .632 (incl. 10-8 postseason); 12th NFL season

Mike Zimmer: 37-26-0, .587 (incl. 0-1 postseason); 4th NFL season

Head to Head: McCarthy 4-3

vs. Opponent: McCarthy 16-7-1 vs. Vikings; Zimmer 3-4 vs. Packers

MIKE MCCARTHY...Is in his 12th year as the Packers' 14th head coach.

- ▶ Led the Packers to their eighth consecutive playoff appearance last season, tied for the third-longest streak in NFL history. Has also led the team to nine playoff appearances in the last 10 years (2007, 2009-16).
- ▶ Ranks second in franchise history in total victories, trailing only Curly Lambeau.
- ▶ Guided the Packers to top-10 finishes in scoring in eight straight seasons (2007-14), joining the Patriots as the only other team to accomplish the feat over that time; Packers finished first overall in scoring in 2014.
- ▶ Reached the 100-win plateau faster than any active NFL head coach, needing just 155 games.
- ▶ Joined Vince Lombardi and Mike Holmgren as the only coaches to guide the Packers to a Super Bowl title with a win over Pittsburgh in Super Bowl XLV.

MIKE ZIMMER...Is in his fourth year as the Vikings' 10th head coach.

- ▶ The Vikings defense ranked No. 3 in the NFL in 2016, producing four Pro Bowlers.
- ▶ Part of a coaching staff that acquired QB Sam Bradford late in the 2016 preseason, guiding Bradford to a 71.6 completion percentage, which set an NFL record.
- ▶ With their win in Week 15, Zimmer has led the Vikings to their fourth NFC North title and second since 2009.
- ▶ Coached DE Everson Griffen to 22.5 sacks from 2014-15, the sixth-best mark in the NFL over that span.
- ▶ Was the defensive coordinator in Dallas (2000-06), Atlanta (2007) and Cincinnati (2008-13) before being hired as Minnesota's head coach.

THE PACKERS-VIKINGS SERIES

- ▶ The Packers began the series with six straight wins before Minnesota rattled off 22 victories in 32 contests from 1964-79.
- ▶ Green Bay began a run of its own in 1979 that saw 16 wins over 21 games and lasted until 1990.
- ▶ Since 2000, the Packers are 23-13-1 (.635) versus the Vikings.
- ▶ Over two Wild Card playoff contests, Green Bay and Minnesota have each scored 41 total points and won a game by 14 points.

NOTABLE CONNECTIONS

Packers offensive perimeter coach David Raih grew up in Edina, Minn. ...Green Bay defensive coordinator Dom Capers coached with Minnesota defensive coordinator George Edwards in Miami for two seasons (2006-07)...Packers S Marwin Evans spent his freshman season at Rochester CC in Rochester, Minn. ...Packers quarterbacks coach Alex Van Pelt was a colleague of Vikings defensive backs coach Jerry Gray in Buffalo... Green Bay defensive line coach Mike Trgovac coached with Minnesota offensive line coach Tony Sparano in Washington during the 2001 season...Vikings head coach Mike Zimmer was Atlanta's defensive coordinator in 2007 when Packers secondary-cornerbacks coach Joe Whitt Jr. was the Falcons' assistant defensive backs coach...Whitt Jr. coached with Minnesota assistant defensive backs/quality control coach Jonathan Gannon in Atlanta in 2007 and at Louisville from 2003-06...Green Bay tight ends coach Brian Angelichio coached with Vikings assistant offensive line coach Andrew Janocko for one season at Rutgers (2011) and two in Tampa Bay (2012-13)...Green Bay running backs coach Ben Sirmans and Minnesota assistant wide receivers coach Drew Petzing coached together at Boston College from 2010-11...Additionally, Vikings P Ryan Quigley was at Boston College during Sirmans' time...Sirmans would go on to coach running backs for the Rams while Vikings offensive coordinator Pat Shurmur held the same title in St. Louis...Packers TE Lance Kendricks played with Vikings QB Case Keenum for two seasons in St. Louis and Los Angeles...Packers LB Ahmad Brooks and DT Quinton Dial were teammates of Vikings CB Tramaine Brock with the 49ers... Brooks and Dial also teamed with Vikings LS Kevin McDermott in San Francisco...Vikings K Kai Forbath and Packers G Jahri Evans teamed with the Saints in 2015...Evans also played with Minnesota DT Tom Johnson for three seasons in New Orleans...Packers LB Clay Matthews played at Southern California with Minnesota DE Everson Griffen for two years (2007-08)...Additionally, Griffen (2009) was Southern California teammates with Packers LB Nick Perry...Perry played for the Trojans while Vikings RBs coach Kennedy Polamalu was Southern California's offensive coordinator...Polamalu went on to be the offensive coordinator at UCLA during Packers DT Kenny Clark and QB Brett Hundley's time with the Bruins...Forbath played at UCLA while Raih was an intern with the Bruins...McDermott was Bruins teammates with Hundley in 2012... Vikings T Riley Reiff played for Iowa while Raih was a graduate assistant for the Hawkeyes...Other notable college teammates include: Packers DT Mike Daniels and Reiff (Iowa), Packers G Justin McCray and Vikings RB Latavius Murray (Central Florida), Packers P Justin Vogel, Vikings WR Stacey Coley and G Danny Isidora (Miami), Vikings C Pat Elflein and Packers C Corey Linsley (Ohio State), Green Bay LB Jake Ryan and Minnesota LB Ben Gedeon (Michigan) and Clark, Hundley and Vikings LBs Anthony Barr and Eric Kendricks (UCLA).

LAST MEETING, REGULAR SEASON

Oct. 15, 2017, U.S. Bank Stadium, Vikings won, 23-10

- ▶ LB Clay Matthews recovered and returned a fumble 63 yards, setting up QB Brett Hundley's first career touchdown pass to WR Davante Adams in the second quarter.
- ▶ Vikings RB Jerick McKinnon tallied 99 yards from scrimmage and two touchdowns on the afternoon.
- ▶ Minnesota S Harrison Smith finished the game with an interception and 1.5 sacks.



PACKERS VS. VIKINGS - WEEK 16

GROUP EFFORT

The Packers have a history of relying on many receivers over the years and that has continued.

- ▶ So far this season, 13 different players have recorded a reception, including seven players with 20-plus receptions and 170-plus yards.
- ▶ Green Bay is one of six teams to have three or more players with 50-plus receptions and is the only team where at least three of the players are wide receivers (**Davante Adams** 74, **Randall Cobb** 58, **Jordy Nelson**, 50).
- ▶ In Week 12, Green Bay had three players record a touchdown reception over 35 yards (Adams, 55 / RB **Jamaal Williams**, 54 / WR **Randall Cobb**, 39).
- ▶ Adams leads the Packers with 74 receptions, 885 receiving yards (12.0 avg.) and 10 receiving touchdowns, marking his second consecutive season with 10-plus receiving touchdowns (12 in 2016). He joins Jordy Nelson (2014, 2016), Antonio Freeman (1997-98), Sterling Sharpe (1992-94) and Don Hutson (1941-43) as the only players in franchise history to register 10-plus TD catches in consecutive seasons.
- ▶ Adams is the **only player in the NFL** to have registered 70-plus receptions and 10-plus receiving touchdowns last season and this season.
- ▶ For the first time in his career, Adams registered a receiving touchdown in three consecutive regular-season games (Games 4-6). Adams totaled five receiving touchdowns over that span.
- ▶ Adams ranks **No. 2 in the NFL** in receiving TDs this season:

Player	Receiving TDs (2017)
1. DeAndre Hopkins, HOU	12
2. Davante Adams, GB	10
3t. Antonio Brown, PIT	9
3t. Jimmy Graham, SEA	9
3t. Alshon Jeffery, PHI	9

- ▶ Adams and Nelson both rank at the top of the NFL in receiving touchdowns since 2016:

Player	Receiving TDs (Since 2016)
1. Davante Adams, GB	22
2. Antonio Brown, PIT	21
3. Jordy Nelson, GB	20
4t. Three players	16

- ▶ Adams recorded the fourth 10-plus reception game of his career in Week 14 at Cleveland (10 rec. for 84 yards and two TDs). Adams is **one of seven wide receivers in the NFL** to have a 10-plus-catch game each of the last three seasons.
- ▶ Adams is **tied for No. 3** in franchise history in 10-catch games:

Packers Player	Games With 10-Plus Receptions
1t. Donald Driver, 1999-2012	7
1t. Sterling Sharpe, 1988-94	7
3t. Davante Adams, 2014-present	4
3t. Don Hutson, 1935-45	4

- ▶ Adams recorded a season-high 126 yards (third highest of his career) on eight receptions (15.8 avg.) in Week 11.
- ▶ Adams leads the team and is **tied for No. 8 in the NFL** with five games of seven-plus receptions this season, a career high.
- ▶ Nelson registered two touchdowns in both Weeks 3-4, marking the third time in his career (Weeks 10-11, 16-17 in 2011) that he posted back-to-back games with two-plus TD receptions.
- ▶ Adams and Nelson (two) are both **tied for No. 2 in the NFL** this season in games with multiple receiving touchdowns, trailing Houston WR Will Fuller V (three).

- ▶ Adams and Nelson both have five multiple-receiving-touchdown games since 2016, **tied for No. 1 in the NFL**:

Player	Games With Two-Plus Receiving TDs (Since 2016)
1t. Davante Adams, GB	5
1t. Jordy Nelson, GB	5
1t. Antonio Brown, PIT	5
4. Odell Beckham Jr. NYG	4

- ▶ Since Week 11, Williams ranks in the top 10 among running backs in receiving touchdowns (two, **T-No. 2**), receptions (17, **T-No. 10**) and receiving yards (186, **No. 5**).

NELSON MAKES HISTORY

- ▶ WR **Jordy Nelson** ranks in the top five in franchise history in receptions, receiving yards and receiving touchdowns:

Packers Player	Receptions
1. Donald Driver, 1999-2012	743
2. Sterling Sharpe, 1988-94	595
3. Jordy Nelson, 2008-14, 2016-present	547

Packers Player	Receiving Yards
1. Donald Driver, 1999-2012	10,137
2. James Lofton, 1978-86	9,656
3. Sterling Sharpe, 1988-94	8,134
4. Don Hutson, 1935-45	7,991
5. Jordy Nelson, 2008-14, 2016-present	7,837

Packers Player	Receiving TDs
1. Don Hutson, 1935-45	99
2. Jordy Nelson, 2008-14, 2016-present	69

- ▶ For the second straight season, Nelson had five TD catches through the first four games (2016-17). He joined Don Hutson (1944-45) as the only players in franchise history to have five-plus TD catches in the first four games in back-to-back seasons.
- ▶ QB **Aaron Rodgers** and Nelson have connected for 65 touchdowns, **the most by a duo in team history** (Brett Favre and Antonio Freeman, 57).
- ▶ In 2016, Nelson joined WR Sterling Sharpe as the **only players in team history** to record two seasons with 95-plus catches.
- ▶ In 2016, Nelson registered the fourth 1,200-yard (1,257) receiving season of his career, tying James Lofton for the **best mark in team history**.
- ▶ In 2016 Nelson recorded 10-plus receiving TDs (14) for the third time (15 in 2011 and 13 in 2014). He joined Sharpe (four) and Hutson (three) as the **only players in franchise history to post 10-plus TD catches in three or more seasons**.
- ▶ Nelson is the **first player in franchise history to record 13-plus receiving touchdowns in three different seasons** (2011, 2014, 2016). His three seasons of 13-plus TD receptions tie Pro Football Hall of Famers Lance Alworth, Cris Carter and Marvin Harrison for the fourth most in NFL history. Only Pro Football Hall of Famer Jerry Rice (eight), Terrell Owens (seven) and Randy Moss (six) have more such seasons in NFL history.
- ▶ With at least one touchdown reception in 11 games last season, Nelson tied Sharpe (1992 and 1994) for the most games with at least one TD catch in a single season in franchise history.
- ▶ Nelson has 25 100-yard receiving games in his career, **passing Hutson (24) for No. 3 in team history**. He trails Sharpe (29) for the second most.



PACKERS VS. VIKINGS - WEEK 16

IN THE RED ZONE

► Green Bay ranks **No. 3 in the NFL** in red-zone percentage this season (24 TDs on 37 drives):

Team	Red-Zone Percentage (2017)
1. Philadelphia	67.3
2. Oakland	64.5
3. Green Bay	64.1
4. Dallas	63.3
5. Jacksonville	62.2

► From 2008-16, the Packers finished in the top 10 in red-zone percentage seven of nine seasons.

► The Packers are **tied for No. 10 in the NFL** in red-zone touchdowns (25) this season:

Team	Red-Zone TDs (2017)
1t. New England	35
1t. Philadelphia	35
3. Los Angeles Rams	34
4. Dallas	31
5. New Orleans	30
6. Minnesota	29
7. Jacksonville	28
8. Pittsburgh	27
9. Carolina	26
10t. Green Bay	25
10t. Atlanta	25
10t. Baltimore	25

► WR **Davante Adams** is **tied for No. 4 in the NFL** in red-zone touchdown receptions this season:

Player	Red-Zone Rec. TDs (2017)
1. Jimmy Graham, SEA	9
2t. Zach Ertz, PHI	8
2t. Jarvis Landry, MIA	8
4t. Davante Adams, GB	7
4t. Alshon Jeffery, PHI	7
4t. Kyle Rudolph, MIN	7
7t. Five players	6

► Nelson **leads the NFL** and Adams ranks **No. 2** in receiving touchdowns in the red zone since the start of the 2016 regular season:

Player	Red-Zone Rec. TDs (Since 2016)
1. Jordy Nelson, GB	16
2. Davante Adams, GB	14
3t. Cameron Brate, TB	13
3t. Jimmy Graham, SEA	13
5t. Kyle Rudolph, MIN	12
5t. Michael Thomas, NO	12

► Nelson's 11 red-zone touchdown receptions in 2016 were a career high and tied for the top mark by a Packer since STATS began recording in 1991 (James Jones, 2012; Sterling Sharpe, 1994).

► According to STATS, Green Bay ranks **No. 8 in the NFL** this season in goal to goal touchdown efficiency (78.3 pct.)

RIGHT FROM THE START

► The Packers rank **No. 1 in the NFL** in points on opening drives:

Team	Points On Opening Possession (2017)
1. Green Bay	54
2. Los Angeles Rams	53
3t. New England	47
3t. Washington	47
5. Philadelphia	45

► The Packers have finished in the top 10 in points scored on opening possessions in each season dating back to 2013:

Season	Points On Opening Poss.	Rank
2016	58	4
2015	37	9t
2014	48	2
2013	36	8t

► Green Bay is **tied for No. 3 in the NFL** this season in scoring efficiency (64.3 pct.) on first offensive possessions (nine of 14).

► Since 2016, the Packers have scored touchdowns on its first drive in 14 of 30 games (46.7 percent).

► Green Bay is the only team with seven touchdowns on opening drives this season.

Team	TDs On First Possession (2017)
1. Green Bay	7
2t. New England	6
2t. Philadelphia	6
4t. Los Angeles Rams	5
4t. Washington	5

► Since 2013, the Packers rank at the top of the league in a few first-possession statistics:

Team	Points On First Possession (Since 2013)
1. Green Bay	233
2. New England	217
3. Atlanta	213
4. Cincinnati	198
5. Philadelphia	193

Team	TD Pct. On First Possession (Since 2013)
1t. Green Bay	34.6
1t. New England	34.6
3. Los Angeles Rams	33.3
4. Los Angeles Chargers	32.8
5. Atlanta	31.2

Team	Passing Touchdowns On First Possessions (Since 2013)
1. Green Bay	20
2. Denver	18
3. New England	17
4. Los Angeles Chargers	16
5. Cincinnati	13



PACKERS VS. VIKINGS - WEEK 16

CLAY FINDS HIS WAY TO THE BALL

LB **Clay Matthews** continues to make an impact on opposing offenses.

- ▶ Matthews recorded a sack in three consecutive games that he appeared in (Weeks 11, 13-14), marking the eighth time he has recorded a sack in at least three straight games that he has played in during the same regular season. Even though he missed Week 12 due to injury, his five sacks since Week 11 are **tied for No. 5 in the NFL** over that span.
- ▶ For the seventh time in his career, Matthews has registered at least six sacks (team-high 7.5) and forced a fumble this season, which is **tied for the second-most seasons** with six-plus sacks and one or more forced fumbles since 2009 (Julius Peppers, nine).
- ▶ In Week 4, he registered a sack/forced fumble of Bears QB Mike Glennon to move past DE Kabeer Gbaja-Biamila to set the team record:

Player	Career Sacks
1. Clay Matthews, 2009-17	80.0
2. Kabeer Gbaja-Biamila, 2000-08	74.5
3. Reggie White, 1993-98	68.5
4. Tim Harris, 1986-90	55.0
5. Aaron Kampman, 2002-09	54.0

- ▶ He is **tied for the second-most** six-plus-sack seasons among active players in the NFL since 2009:

Player	Six-Plus-Sack Seasons (Since 2009)
1. Julius Peppers, CAR/CHI/GB	9
2t. Clay Matthews, GB	8
2t. Calais Campbell, ARI/JAX	8
2t. Cameron Wake, MIA	8
5t. Ahmad Brooks, SF/GB	7
5t. Tamba Hali, KC	7
5t. Ryan Kerrigan, WAS	7
5t. Brian Orakpo, WAS/TEN	7

- ▶ Matthews ranks in the top five in sacks since 2009 among active players:

Player	Sacks (Since 2009)
1. Cameron Wake, MIA	90.5
2. Von Miller, DEN	83.5
3. Julius Peppers, CAR/CHI/GB	83.0
4. Clay Matthews, GB	80.0
5. Elvis Dumervil, DEN/BAL/SF	78.5

- ▶ Matthews is **tied for No. 1 in team history** in 10-sack seasons, **tied for No. 2** in three-sack games and **tied for No. 3** in two-sack games:

Player	10-Sack Seasons
1t. Clay Matthews, 2009-10, 2012, 2014	4
1t. Reggie White, 1993, 1995, 1997-98	4
1t. Kabeer Gbaja-Biamila, 2001-04	4

Player	Three-Sack Games
1. Kabeer Gbaja-Biamila, 2000-08	6
2t. Clay Matthews, 2009-present	4
2t. Aaron Kampman, 2002-09	4

Player	Two-Sack Games
1. Reggie White, 1993-98	16
2. Kabeer Gbaja-Biamila, 2000-08	15
3t. Clay Matthews, 2009-present	14
3t. Tim Harris, 1986-90	14

PERRY ON THE RUSH

Packers LB **Nick Perry** is a big part of a pass rush that has recorded a sack in 13 of 14 games this season.

- ▶ Perry ranks **No. 2 on the team** with seven sacks this season.
- ▶ Perry registered a career-high three sacks against the Chicago Bears in Week 10. It was the first time a Packers player had three-plus sacks in one game since LB A.J. Hawk (three) on Oct. 13, 2013, at Baltimore.
- ▶ Perry has recorded at least one two-sack game in each season since 2013, the lone Packer to accomplish that feat over that span.
- ▶ Despite missing two games, Perry registered a team-high 11 sacks, **tied for No. 8 in the NFL**, in 2016. He became the 11th player in team history (since 1982) to register a double-digit sack total in a season.
- ▶ According to STATS, Perry ranks **No. 5 among Green Bay line-backers** in sacks (since 1982):

Packers Linebacker	Sacks (Since 1982)
1. Clay Matthews, 2009-present	80.0
2. Tim Harris, 1986-90	55.0
3. Tony Bennett, 1990-93	36.0
4. Bryce Paup, 1990-94	32.5
5. Nick Perry, 2012-present	30.5

BURNETT BRINGS IT

Packers S **Morgan Burnett** has been a steady force on the Packers defense for years, starting 106 games (including playoffs) since 2011.

- ▶ From 2011-14, he was the only Packer to surpass 100 tackles each season, and despite missing five games in 2015, he tied for the team lead in solo tackles (54) and led the team with 14 total tackles in the postseason. In 2016, he was **No. 1 on the team** in tackles (92) despite missing a game.
- ▶ With a forced fumble in Week 12 at Pittsburgh, Burnett has eight forced fumbles since 2011, **tied for the eighth most among NFL safeties** over that span (according to STATS).
- ▶ Burnett has registered at least one forced fumble in five of the past seven seasons (2011-17), **tied for No. 5 among NFL safeties** over that span (according to pro-football-reference.com).
- ▶ He set a single-season career high with three sacks in 2016, **No. 2 among safeties** according to STATS.
- ▶ Burnett recorded two interceptions in 2016, tied for the second most of his career (two in 2012 / three in 2011).
- ▶ Burnett has 7.5 sacks since 2011, **tied for No. 5 among safeties** over that time span:

Player	Sacks (Since 2011)
1. Harrison Smith, MIN	9.0
2t. Roman Harper, NO/CAR	8.5
2t. Reshad Jones, MIA	8.5
2t. T.J. Ward, CLE/DEN/TB	8.5
5t. Morgan Burnett, GB	7.5
5t. Tony Jefferson, BAL	7.5
5t. Kenny Vaccaro, NO	7.5

- ▶ He ranks **No. 3 among Green Bay safeties** (since 1982) in career sacks, according to STATS:

Packers Safety	Career Sacks
1. LeRoy Butler, 1990-2001	20.5
2. Mark Murphy, 1980-85, 87-91	11.0
3. Morgan Burnett, 2010-present	7.5



PACKERS VS. VIKINGS - WEEK 16

ON THE RISE

S **Ha Ha Clinton-Dix** has been a presence on the Packers defense since his rookie season and earned his first trip to the Pro Bowl and second-team All-Pro recognition from *The Associated Press* in 2016.

- ▶ After starting 10 of 16 games and both postseason contests as a rookie, he has started every game since 2015.
- ▶ Dating back to 2016, he is **tied for No. 2 among safeties** with eight interceptions during the regular season:

Safety	Interceptions (Since 2016)
1. Eric Weddle, BAL	10
2t. Ha Ha Clinton-Dix, GB	8
2t. Micah Hyde, GB/BUF	8
4. Landon Collins, NYG	7

- ▶ Clinton-Dix is **tied for No. 2 on the team** with three INTs this season and is **tied for No. 4 among safeties** in INTs since 2014 (including the postseason):

Safety	Interceptions (Since 2014)
1. Reggie Nelson, CIN/OAK	17
2t. Kurt Coleman, KC/CAR	16
2t. Glover Quin, DET	16
4t. Ha Ha Clinton-Dix, GB	14
4t. Mike Adams, IND	14
4t. Micah Hyde, GB/BUF	14
7. Tashaun Gipson, CLE/JAX	13

- ▶ His three career postseason interceptions rank **No. 1 among safeties** since he entered the league in 2014, according to STATS.
- ▶ His career-best five interceptions were **tied for No. 5 in the NFL** in 2016 and **tied for No. 2 among safeties**. It was the most interceptions by a Packers safety in a single season since Charles Woodson (seven) and Charlie Peprah (five) in 2011.
- ▶ In 2016, Clinton-Dix posted a career-high two interceptions in both Week 9 and Week 15, becoming the first Packer to have multiple two-INT games in a season since Woodson in 2011.
- ▶ In Week 9 of 2016, he joined CB Al Harris (vs. New Orleans, Oct. 9, 2005) as the only players to post two INTs in a first quarter for the Packers since 1993.

PROLIFIC PUNT TEAM

Packers P **Justin Vogel** ranks **No. 4 in the NFL** this season in net punting average:

Team	Net Punting Avg.
1. Brett Kern, TEN	45.6
2. Johnny Hekker, LAR	44.5
3. Marquette King, OAK	43.0
4. Justin Vogel, GB	42.6
5. Rigoberto Sanchez, IND	42.5

- ▶ Green Bay ranks **No. 4 this season** in opponent punt return average (4.9).
- ▶ Under special teams coordinator **Ron Zook** (since 2015), the Packers rank **No. 1 in the NFL** in opponent punt return average (5.5).

CONTINUAL IMPACT

In his career, DT **Mike Daniels** has seen his playing time steadily increase as well as his production, earning him a role as a standout on the defense.

- ▶ He ranks **No. 3 on the team** with four sacks this season.
- ▶ Daniels has recorded at least 3.5 sacks in each season since 2013, which is **tied for No. 1 in the NFL among defensive tackles** (according to pro-football-reference.com):

Defensive Tackles	Seasons With 3.5-Plus Sacks (Since 2013)
1t. Mike Daniels, GB	5
1t. Jurrell Casey, TEN	5
1t. Gerald McCoy, TB	5
1t. Ndamukong Suh, DET/MIA	5
5t. Geno Atkins, CIN	4
5t. Aaron Donald, LAR	4
5t. Kawann Short, CAR	4

- ▶ Daniels is **tied for No. 2 among Packers defensive tackles** in sacks (since 1982), according to STATS LLC:

Packers Defensive Tackles	Sacks (Since 1982)
1. Cullen Jenkins, 2004-10	29.0
2t. Mike Daniels, 2012-present	26.0
2t. Santana Dotson, 1996-2001	26.0
4t. Cletidus Hunt, 1999-2004	17.0
4t. Corey Williams, 2004-07	17.0
6. Matt Brock, 1989-94	12.5

- ▶ Daniels is third on the Packers with 24.0 sacks since the start of the 2013 season. He is **tied for No. 9 among NFL defensive tackles** over that span, according to STATS LLC.
- ▶ He has started all but two regular-season and postseason games for Green Bay and has played the most defensive snaps among Packers defensive linemen since the start of the 2014 season.

RACKING UP POINTS

K **Mason Crosby** is moving his way up the record books.

- ▶ Crosby has played in 174 straight games for the Packers, the **third most all-time** behind only QB Brett Favre (255) and T Forrest Gregg (187).
- ▶ Crosby passed Ryan Longwell in Week 2 of the 2015 season to become the franchise career points leader:

Player	Career Points
1. Mason Crosby, 2007-17	1,341
2. Ryan Longwell, 1997-2004	1,054
3. Don Hutson, 1935-45	823

- ▶ Crosby's 1,272 points from 2007-16 were the **second most by an NFL player in his first 10 seasons** (NE Stephen Gostkowski, 1,330 from 2006-15).
- ▶ Crosby (1,471) passed Longwell (1,119) for the most points scored in the regular and postseason combined in franchise history.
- ▶ Crosby recorded 122 points during the 2016 season, giving him the 10th 100-point season of his career and **extending his franchise record**. Crosby's 10 seasons with 100-plus points are the **most in the NFL since 2007**. The only other kickers to have 10 or more consecutive seasons of 100-plus points are Jason Elam (16, 1993-2008) and Adam Vinatieri (13, 1996-2008).



PACKERS VS. VIKINGS - WEEK 16

ON THE ROAD AGAIN

Green Bay went 7-1 away from Lambeau Field in 2011, with the seven road wins setting a single-season franchise record.

- ▶ The Packers have been able to stay above the .500 mark on the road during Head Coach **Mike McCarthy's** tenure, a notable achievement in the National Football League.
- ▶ Since 2006, McCarthy's first season as the head coach in Green Bay, only eight of 32 NFL teams have regular-season road records above .500.

Team	W-L Record	Pct.
1. New England	70-26-0	.729
2. Dallas	56-39-0	.589
3. Pittsburgh	53-42-0	.558
4. Green Bay	52-43-0	.547
5. Philadelphia	52-43-1	.546
6. Indianapolis	51-44-0	.537
7. New Orleans	50-45-0	.526
8t. Denver	48-47-0	.505
8t. N.Y. Giants	48-47-0	.505

333 AND COUNTING

Another packed house at Lambeau Field against the Tampa Bay Buccaneers in Week 13 brought the stadium's consecutive-sellouts streak to 333 regular-season games (not including replacement games).

- ▶ The league's longest-tenured stadium, Lambeau Field is hosting its 61st season of football in 2017. For the victory over Dallas in the Divisional round of the 2014 playoffs, Packers fans set a new Lambeau Field paid-attendance record (79,704).
- ▶ Across American professional sports, only Boston's Fenway Park (1912) and Chicago's Wrigley Field (1914) have longer tenures.

THE LAMBEAU ADVANTAGE

The crown jewel of the National Football League, Lambeau Field has long been known as one of the tougher venues to play in, particularly during the harsh Wisconsin winter.

- ▶ Re-establishing home-field advantage after a 4-4 mark in 2008 was one of the goals of 2009, and with the Packers finishing 6-2 at home, they accomplished that goal. Green Bay followed that up with a 7-1 mark at Lambeau Field in 2010, a perfect 8-0 record in 2011, the first undefeated home mark since 2002, and a 7-1 mark in 2012. The Packers were one of two teams to finish undefeated at home during the 2014 regular season (Denver).
- ▶ Head Coach **Mike McCarthy** stated consistently upon his arrival in Green Bay that one of the team's goals would be to reclaim the mystique of playing at Lambeau Field. Mission accomplished. The team is 69-25-1 (.732) at home in the regular season since 2006, **No. 4 in the NFL**.
- ▶ Since **Ron Wolf** and **Mike Holmgren** began the revitalization of the franchise in 1992, Green Bay owns the best home record in the NFL. A look at the top regular-season home W-L records since the '92 season:

Team	W-L Record	Pct.
1. Green Bay	156-50-1	.756
2. New England	149-57-0	.723
3. Pittsburgh	149-57-1	.722

HOT AT HOME

Since the start of 2009, the Packers have been one of the best teams in the league at home during the regular season:

Team	W-L Record	Pct.
1. New England	61-9-0	.871
2. Green Bay	55-15-1	.782
3. Baltimore	52-18-0	.743
4t. Pittsburgh	51-20-0	.718
4t. Seattle	51-20-0	.718

IN THE FREE-AGENCY ERA

Talk of unrestricted free agency in the early '90s led many to forecast tough times for the small-town Green Bay Packers.

- ▶ However, Green Bay has remained among the most successful teams since the advent of free agency in 1993. The Packers have won 10 or more games 15 times since '93 and captured 10 division crowns.
- ▶ A look at the most successful teams in the free-agency era:

Team	W-L Since '93	Pct.	Playoff Berths
1. New England	271-127-0	.681	19
2t. Green Bay	252-145-1	.634	18
2t. Pittsburgh	252-145-1	.634	17
4. Denver	238-160-0	.598	13
5. Indianapolis	228-170-0	.573	16

IN THE LEAGUE RANKINGS 2017 REGULAR SEASON
















GREEN BAY (Team)			MINNESOTA (Team)		
Category	NFC	NFL	Category	NFC	NFL
Turnover Margin (+3)6t	13t	Turnover Margin (+3)6t	13t
Points Scored (22.7)	10	17	Points Scored (24.5)	5	10
Points Allowed (23.8)	10	21	Points Allowed (17.3)	1	2
Total Offense (314.0)	14	23	Total Offense (367.6)	3	8
Rushing (107.7)	9	18	Rushing (121.3)	7	9
Passing (206.3)	13	22	Passing (246.4)	5	9
Total Defense (356.4)	13	26	Total Defense (283.9)	1	2
vs. Rush (116.4)	11	20	vs. Rush (85.3)	2	2
vs. Pass (240.0)	13	24	vs. Pass (198.6)	1	3
Third-Down Offense (41.2%)	7	11	Third-Down Offense (45.2%)	3	3
Third-Down Defense (44.8%)	15	30	Third-Down Defense (26.3%)	1	1
Red-Zone Offense (64.1%)	2	3	Red-Zone Offense (56.9%)	8	15
Red-Zone Defense (69.2%)	16	31	Red-Zone Defense (44.4%)	1	4

GREEN BAY (Individual)			MINNESOTA (Individual)		
Category	NFC	NFL	Category	NFC	NFL
Passing: Rodgers (97.2)	7	10	Passing: Keenum (98.9)	4t	7t
Rushing: A.Jones (435)	20	39	Rushing: Murray (662)	8	22
Receptions: D.Adams (74)	6	12	Receptions: Thielen (83)	3	7
Rec. Yds.: D.Adams (885)	7t	16t	Rec. Yds.: Thielen (1,191)	2	5
INTs: Randall (4)	2t	7t	INTs: H.Smith (3)	5t	18t
Sacks: Matthews (7.5)	14t	27t	Sacks: Griffen (13.0)	3	4



2017 SCHEDULE NOTES

2017 OPPONENTS

		NFL Rank (2017)	
	Record	Offense	Defense
 Seattle Seahawks.....(8-6)		12	15
 at Atlanta Falcons(9-5)		9	9
 Cincinnati Bengals(5-9)		32	19
 Chicago Bears(4-10)		30	8
 at Dallas Cowboys(8-6)		15	18
 Minnesota Vikings(11-3)		8	2
 New Orleans Saints(10-4)		1	11
 Detroit Lions.....(8-6)		13	27
 Baltimore Ravens(8-6)		27	10
 at Pittsburgh Steelers..(11-3)		4	4
 Tampa Bay Buccaneers..(4-10)		11	31
 at Cleveland Browns...(0-14)		26	16
 at Carolina Panthers ...(10-4)		17	5

A LOOK AT THE SCHEDULE

The Green Bay Packers' 97th NFL regular-season schedule – highlighted by five prime-time contests (subject to flexible scheduling) – was released April 20 by the National Football League.

- ▶ It will be the first regular season that has the Packers playing home games on a Saturday, Thursday and Monday.
- ▶ Green Bay's schedule includes six games against 2016 playoff teams. Two of those contests (Detroit, Seattle) are at Lambeau Field, while four (Atlanta, Dallas, Detroit, Pittsburgh) will come on the road. The Packers will play two teams (Atlanta, Dallas) that it played during the 2016 regular and postseason.
- ▶ For the first time since 2012, the Packers opened the season at home, and will play three of their first four games at Lambeau Field.
- ▶ In Week 1, Green Bay hosted the Seattle Seahawks, marking the third consecutive regular season that the Packers have played the Seahawks at home. Green Bay improved to 11-3 against the Seahawks at home during the regular and postseason, including eight straight wins.
- ▶ For the second straight season, the Packers played a prime-time game on the road in Week 2, traveling to Atlanta for an NFC Championship rematch with the Falcons.
- ▶ Week 3 saw the Cincinnati Bengals play in Green Bay for just the sixth time, and Week 4 had the Packers hosting the Chicago Bears on a Thursday night for the third consecutive season (12th straight year in primetime). The division rivals squared off in a prime-time contest for the 12th straight season.
- ▶ Green Bay begins October with back-to-back road games. The Packers first traveled to play the Dallas Cowboys, marking the fourth matchup between the two clubs since 2015 (including postseason), and then faced the Vikings in Minnesota in Week 6.
- ▶ In Week 7, the New Orleans Saints visited Lambeau, it was their latest trip by date to Wisconsin since playing the Packers in Milwaukee on Nov. 17, 1985.
- ▶ The Packers had a Week 8 bye, the latest bye week for Green Bay since 2014 (Week 9).
- ▶ Green Bay hosted the Detroit Lions on *Monday Night Football* in Week 9, marking the third time the two teams have met on *MMF* and the first since 1972. Green Bay swept the regular-season series with the Lions last season for the first time since 2012 and for the seventh time under McCarthy.
- ▶ In Week 10, Green Bay faced the Bears in Chicago, recording a win in the regular season at Soldier Field for the seventh consecutive year.
- ▶ After welcoming the Baltimore Ravens to Lambeau Field in Week 11 for just the fourth time, the Packers traveled to Pittsburgh to play the Steelers in a Sunday night matchup in Week 12.
- ▶ After stopping back in Green Bay in Week 13 to play Tampa Bay, the Buccaneers' first December trip to Lambeau since 2000, the Packers began a stretch of three road games in four weeks with a trip to Cleveland in Week 14. It is the first time since 2009 that Green Bay will finish the regular season with three of the final four games taking place on the road.
- ▶ The Packers finished their slate against the NFC South in Week 15 at Carolina.
- ▶ For the second consecutive season, Green Bay will host the Vikings on a Saturday in Week 16. The Packers have won their last five regular-season games played on Saturdays.
- ▶ Green Bay will close out the regular season at Detroit for the second consecutive year, marking the first time it has finished the regular season on the road against the same team in back-to-back seasons since 1991-92 (Minnesota).



PACKERS VS. VIKINGS - WEEK 16

BREAKING DOWN THE ROSTER

The Packers currently have a 53-man roster that is composed of 25 offensive players, 25 defensive players and three specialists.

- ▶ Of the 53 players on Green Bay's roster, 33 of them (62.3 percent) were draft picks of the Packers. Dating back to 2007, Green Bay has at least one member of each draft class still on the roster.
- ▶ Green Bay has 15 players on the roster that began their careers as undrafted free agents, with 10 of those originally signed by Green Bay.
- ▶ Over a third (39.6 percent) of the players (21 of 53) on Green Bay's roster entered the league as a sixth-round or seventh-round pick or as an undrafted player.
- ▶ The Packers have five players on the roster that played in the NFL prior to the 2009 season. Four of the five players were draft picks of the Packers (**K Mason Crosby**, WR **Jordy Nelson** and LB **Clay Matthews**, QB **Aaron Rodgers**) and three have made at least one Pro Bowl.
- ▶ Of the 53 players on the roster, 43 began their pro careers with the Packers (81.1 percent).
- ▶ Only 17 of the 53 players on the roster (32.1 percent) were selected in the first three rounds of the draft, with 14 being drafted by the Packers.

GREEN BAY'S ROSTER ...

BY AGE (as of Dec. 23)

21-24	22 players
25-28	23 players
29-32	3 players
33-plus	5 players

BY EXPERIENCE

R-1	15 players
2-3	15 players
4-5	10 players
6-9	7 players
10-plus	6 players

BY DRAFT ROUND

1st	6 players
2nd/3rd	11 players
4th/5th	15 players
6th/7th	6 players
Undrafted	17 players

2017 HONOR ROLL

WR Davante Adams

Castrol Edge Clutch Performer of the Week (Week 14, at Cleveland), voted by fans

WR Trevor Davis

NFC Special Teams Player of the Week – Week 15 (at Carolina)
-First Packer return specialist to win a Player of the Week Award since DB Micah Hyde in 2014 (Week 17)

RB Aaron Jones

Pepsi NFL Rookie of the Week (Week 5, at Dallas), voted by fans
Pepsi NFL Rookie of the Week (Week 7, vs. New Orleans), voted by fans
FedEx Ground Player of the Week (Week 7, vs. New Orleans), voted by fans
Castrol Edge Clutch Performer of the Week (Week 13, vs. Tampa Bay), voted by fans

QB Aaron Rodgers

NFC Offensive Player of the Week – Week 5 (at Dallas)
-Ranks first in franchise history with 16 Player of the Week Awards, passing Brett Favre (12).
-Leads the league with the most Player of the Week Awards since 2010 (16).
-Named Player of the Week at least once for the eighth consecutive season.

Castrol Edge Clutch Performer of the Week (Week 5, at Dallas), voted by fans

RB Jamaal Williams

FedEx Ground Player of the Week (Week 13, vs. Tampa Bay), voted by fans
Pepsi NFL Rookie of the Week (Week 14, at Cleveland), voted by fans

PACKERS IN WEEKLY 2017 TEAM RANKINGS

After Week ...	Opp.	NFL Offense			NFL Defense		
		Total	Rush	Pass	Total	Rush	Pass
1	SEA	8	15	6	5t	17	4
2	@ATL	7	27	4	8	20t	9
3	CIN	10	29t	2	8	21	7
4	CHI	16	28	10	6	19	5
5	@DAL	16	22	11	11	22	6
6	@MIN	22	26	15	14	24	11
7	NO	23	20	23	22	27	16
8	Bye	22	18	24	23	26	16
9	DET	23	21t	21	25	23	20
10	@CHI	23t	19	22	24	17	20
11	BAL	23	19t	23	18	11	18
12	@PIT	25	22	20	23	11	25
13	TB	25	16	27	24	14	26
14	@CLE	25	17	24	26	18	24
15	@CAR	23	18	22	26	20	24
Packers in 2016		8	20	7	22	8	31
Packers in 2015		23	12	25t	15	21	6
Packers in 2014		6	11	8	15	23	10
Packers in 2013		3	7	6	25	25	24
Packers in 2012		13	20	9	11	17	11
Packers in 2011		3	27	3	32	14	32
Packers in 2010		9	24	5	5	18	5
Packers in 2009		6	14	7	2	1	5
Packers in 2008		8	17	8	20	26	12
Packers in 2007		2	21	2	11	14	12
Packers in 2006		9	23	8	12	13	17
Packers in 2005		18	30	7	7	23	1
Packers in 2004		3	10	3	25	14	25
Packers in 2003		4	3	16	17	10	23
Packers in 2002		12	12	10	12	21	3
Packers in 2001		6	21	3	12	16	15
Packers in 2000		15	23	8	15	8	19
Packers in 1999		9	21	7	19	22	18
Packers in 1998		5	25	3	4	4	10
Packers in 1997		4	12	3	7	20	8
Packers in 1996		5	11	5	1	4	1
Packers in 1995		7	26	3	14	7	21
Packers in 1994		9	19	9	6	3	15
Packers in 1993		19	22	18	2	8	7
Packers in 1992		15	21	9	23	16	23



PACKERS STARTERS – OFFENSE

WR Jordy Nelson, 10th Year, Kansas State, D2a-08

- ▶ Became the fourth player in franchise history to reach 500 receptions.
- ▶ Has 69 career receiving TDs, No. 2 in Packers history behind Don Hutson (99).
- ▶ Became the first player in franchise history to record 13-plus receiving touchdowns in three different seasons (2011, 2014, 2016). His three seasons of 13-plus TD receptions tie Pro Football Hall of Famers Lance Alworth, Cris Carter and Marvin Harrison for the fourth most in NFL history.
- ▶ Missed all of the 2015 season due to a knee injury.
- ▶ Finished the 2014 regular season ranked fourth in the NFL in receiving yards (1,519), seventh in receptions (98) and tied for second in receiving touchdowns (13). Earned first selection to the Pro Bowl.
- ▶ Led the team in 2013 with 85 catches for 1,314 yards and eight TDs. Ranked No. 10 in the NFL that season in receiving yards.
- ▶ With 15 TD catches in 2011, became only the third player in franchise history to catch 15 or more TDs in a season, joining WRs Sterling Sharpe (18 in 1994) and Don Hutson (17 in 1942).

LT David Bakhtiari, 5th Year, Colorado, D4a-13

- ▶ Named to first career Pro Bowl in 2016.
- ▶ Has started all but six games at LT since the start of the 2013 regular season. Missed Weeks 2-5 this season and the final two games of the 2015 regular season due to injury.
- ▶ Started all 16 games at left tackle in 2013, the only rookie in the NFL to do so in 2013 and the first Packer rookie to do so since the league went to a 16-game schedule in 1978.
- ▶ Became just the fourth Green Bay rookie to start at LT in the season opener since the 1970 AFL-NFL merger and the first since 1985.

LG Lane Taylor, 5th Year, Oklahoma State, FA-13

- ▶ Has played in 60 regular-season games for Green Bay, with all but two of his 31 starts (LT in Week 4-5 this season) taking place at LG.
- ▶ Made the first starts of his career in 2015, opening at RG at Detroit in Week 13 in place of an injured T.J. Lang and at LG in Week 17 vs. Minnesota with Josh Sitton sliding to LT in place of an injured David Bakhtiari.
- ▶ A four-year letterman at OSU, starting 47 of 50 games played at right guard. Unanimous first-team All-Big 12 selection by the conference's coaches as a senior.

C Corey Linsley, 4th Year, Ohio State, D5a-14

- ▶ Has started every game at C since Week 9 of 2016. Was on reserve/physically unable to perform for the entire preseason and the first seven regular-season games last season.
- ▶ Started 29 games and four postseason contests in his first two seasons.
- ▶ First rookie center to start for Green Bay in Week 1 since the merger.
- ▶ Was the first rookie center to start every game for the Packers since the league went to a 16-game schedule in 1978.
- ▶ Named to PFWA's All-Rookie team, the first Green Bay center to be honored since its inception in 1974.

RG Jahri Evans, 12th Year, Bloomsburg, UFA (NO)-17

- ▶ Selected to six Pro Bowls (2009-14) and has been named first-team All-Pro by *The Associated Press* four times (2009-12).
- ▶ Has started all 183 games he has played in since entering the league in 2006, the most games played by an active NFL offensive lineman over that span.
- ▶ Started all 16 games in nine of his 11 seasons in New Orleans (2006-16), missing just seven contests due to injury.
- ▶ Helped the Saints finish in the top six in the NFL in total offense in all 11 of his seasons in New Orleans (2006-16), including six No. 1 rankings (2006, 2008-09, 2011, 2014, 2016).
- ▶ Entered the NFL with New Orleans in 2006 as a fourth-round pick (No. 108 overall) out of Bloomsburg (Pa.) University, where he was a finalist for the Gene Upshaw Player of the Year Award in both of his final two seasons.

RT Jason Spriggs, 2nd Year, Indiana, D2-16

- ▶ Has played in six games this season and started at right tackle (his first starts at the position) in Weeks 12-15. After playing in Week 1, was sidelined with a hamstring injury through Week 10.
- ▶ Played in all 16 games as a rookie in 2016, making two starts at right guard.
- ▶ Was the only Green Bay rookie on offense to appear in all 16 regular-season games last season.
- ▶ Named first-team All-America by the Football Writers Association of America (FWAA) and *Phil Steele's College Football* as a senior.
- ▶ Was the first Outland Trophy semi-finalist in school history.

TE Lance Kendricks, 7th Year, Wisconsin, FA-17

- ▶ Has started seven of 14 games played this season.
- ▶ Scored on a 1-yard reception in the first quarter of the Week 3 win over Cincinnati, his first TD catch as a Packer. He also recorded a 51-yard reception against the Bengals, the second-longest catch of his career (80 yards at Tampa Bay, Dec. 23, 2012).
- ▶ In 2016, set career highs in starts (16) and receptions (50).
- ▶ Originally drafted by the Rams in the second round, and in six seasons posted 17 touchdown receptions, the second most by a tight end in franchise history behind only Damone Johnson (18, 1986-92).
- ▶ Played at the University of Wisconsin, starting 20 games and registering 78 receptions for 1,160 yards (14.9 avg.) and eight touchdowns.
- ▶ A native of Milwaukee, Wis., he attended Rufus King High School in Milwaukee and earned all-state honors as a senior in 2005.

WR Randall Cobb, 6th Year, Kentucky, D2-11

- ▶ Despite missing a game, is No. 2 on the team with 58 receptions this season. It is the fourth consecutive season he has registered 50-plus receptions.
- ▶ Led the team with a 13.5-yard punt-return average in 2016.
- ▶ Posted the 12th 100-yard receiving game of his career in Week 4 (108 on nine receptions) and tied his single-game high for receptions (11 for 95 yards and a TD) in Week 7 last season.
- ▶ Led the team in receptions (79), was No. 2 in receiving yards (829) and was No. 3 in touchdown receptions (six) in 2015.
- ▶ Set a new single-season career high with five 100-yard receiving games during the 2014 season (three-2012). Earned first trip to the Pro Bowl.
- ▶ His career-best 91 receptions in 2014 are the eighth most in team history.
- ▶ Finished the regular season tied for fourth in the NFL with 12 touchdown receptions in 2014.
- ▶ Set a franchise single-season record with a league-high 2,342 combined net yards in 2012, topping the previous team mark of 2,250 yards by RB Ahman Green in 2003.

QB Aaron Rodgers, 12th Year, California, D1-05

- ▶ His career passer rating of 103.8 ranks No. 1 in NFL history.
- ▶ In 142 regular-season starts (94-48 record), has posted 52 games with 300-plus passing yards, 84 without an interception and 79 with a 100-plus passer rating (min. 15 attempts).
- ▶ Earned his sixth selection to the Pro Bowl in 2016, the second-most selections by a Green Bay quarterback behind Brett Favre's nine (1992-93, 1995-97, 2001-03, 2007).
- ▶ Finished the 2014 regular season ranked No. 2 in the NFL in passer rating (112.2) and touchdown percentage (7.3), No. 1 in interception percentage (1.0) and No. 3 in touchdown passes (38).
- ▶ Recorded a passer rating of at least 120.0 in seven regular-season games in 2014, setting a single-season career high and tying for the third most in a single season in the NFL, dating back to 1960.
- ▶ In 2011, set an NFL record with a 122.5 passer rating and set franchise marks for TD passes (45), passing yards (4,643), completion percentage (68.3), yards per attempt (9.25) and 300-yard games (eight) on his way to earning NFL Most Valuable Player honors from *The Associated Press*.

RB Jamaal Williams, Rookie, Brigham Young, D4b-17

- ▶ Over the last five games (Weeks 11-15), has made the first five starts of his career and ranks No. 9 among NFL running backs in yards from scrimmage over that span (501).
- ▶ Became the first Green Bay rookie to have three consecutive games with 115-plus yards from scrimmage (Weeks 12-14) since Billy Howton in 1952.
- ▶ Finished his career at BYU as the school's all-time leader in rushing yards (3,901), rushing attempts (726) and 100-yard rushing games (16).
- ▶ Is one of only four players in school history to register multiple 1,000-yard rushing seasons, posting 1,233 yards in 2013 and a career-best 1,375 yards in 2016.

FB Aaron Ripkowski, 2nd Year, Oklahoma, D6a-15

- ▶ Has played in 45 career games with nine starts.
- ▶ Scored his first career rushing touchdown in Week 12 (2016) and followed it up with one in Week 13.
- ▶ Led the team and set career highs in Week 17 (2016) at Detroit with 61 rushing yards on nine carries (6.8 avg.)
- ▶ Played in 15 games as a rookie, seeing action primarily on special teams. Was tied for No. 4 on the team with nine special teams tackles.



PACKERS STARTERS – DEFENSE

DE Dean Lowry, 2nd Year, Northwestern, D4b-16

- ▶ Made first career start in the season-opening win over Seattle. Has started 11 of 14 games this season.
- ▶ Saw action in 15 games as a rookie (2016) and registered 14 tackles (eight solo), two sacks, three tackles for a loss, nine QB pressures and three QB hits. Also appeared in all three postseason contests and posted two tackles (one solo) and a QB pressure.
- ▶ Posted sacks in back-to-back games in 2016, recording one in Week 13 vs. Houston and one in Week 14 vs. Seattle.
- ▶ Played in 48 games with 33 starts for Northwestern and registered 134 tackles (83 solo), 31½ tackles for a loss, 12½ sacks, three interceptions (one returned for a TD), 21 passes defended, three fumble recoveries and three forced fumbles.
- ▶ Earned second-team All-Big Ten honors as a senior in 2015 after posting 46 tackles (27 solo), 13½ tackles for a loss (second on the team), three sacks, an interception, a fumble recovery and seven passes defended.

NT Kenny Clark, 2nd Year, UCLA, D1-16

- ▶ Despite missing Week 12 due to injury, ranks No. 4 on the team with 68 tackles this season, a career high.
- ▶ Finished the 2016 regular season ranked No. 3 on the GB defensive line in tackles (33).
- ▶ Became the youngest player to appear in a season opener for the Packers since Arnie Herber (20 years old) in 1930.
- ▶ Earned third-team All-America honors from *The Associated Press* and first-team All-Pacific-12 recognition from the coaches and media as a junior in 2015.

DT Mike Daniels, 6th Year, Iowa, D4a-12

- ▶ Ranks No. 3 on the team with four sacks this season.
- ▶ Leads Packers defensive linemen with 24.0 sacks since the start of the 2013 regular season.
- ▶ Has recorded at least 3.5 sacks in each season since 2013, which is tied for No. 1 in the NFL among defensive tackles (according to pro-football-reference.com).
- ▶ Led the defensive line in both tackles and sacks in 2014 and 2015.
- ▶ Starred as an interior pass rusher at Iowa, posting a team-high 24.5 tackles for a loss and 13 sacks from 2010-11.

LOLB Clay Matthews, 9th Year, Southern California, D1b-09

- ▶ With 80.0 career sacks, passed Kabeer Gbaja-Biamila (74.5) for the most sacks in Packers history. Leads the team with 7.5 sacks this season.
- ▶ Despite injuries forcing him to miss four games and limiting him in six others, finished No. 3 on the team with five sacks in 2016.
- ▶ For the first time in his career, recorded at least one sack in each of the first three regular-season games he played in (2016).
- ▶ Selected to his sixth Pro Bowl and first as an inside linebacker in 2015 after recording 6.5 sacks (second on the team), 15 QB hits (No. 1 on the team) and a career-high 85 tackles (No. 2 on the team).
- ▶ With a team-high 11.0 sacks in 2014, is tied for the most 10-plus sack seasons in franchise history (four).
- ▶ Is the only player in franchise history to score a defensive TD (interception or fumble return) in each of his first three seasons in the NFL (2009-11).

ILB Jake Ryan, 3rd Year, Michigan, D4-15

- ▶ Ranks No. 3 on the team with 70 tackles this season.
- ▶ Finished No. 2 on the team with 84 tackles during the 2016 regular season.
- ▶ Started the final five games of the regular season and both playoff contests in 2015.
- ▶ Recorded a team-best nine tackles (eight solo) and one fumble recovery in Week 13 (2015) at Detroit in his first pro start.
- ▶ Served as a team captain for his final two seasons at Michigan and was a three-time winner (2012-14) of the Roger Zatkoff Award, given to the Wolverines' top linebacker. He was the only player to win the award (est. 1991) three times.
- ▶ Started 41 of 46 games played in college, appearing at inside linebacker as a senior after spending his first three seasons at outside linebacker and defensive end.

ILB Blake Martinez, 2nd Year, Stanford, D4a-16

- ▶ Ranks No. 1 on the Packers with 138 total tackles this season.
- ▶ Has registered 10-plus tackles in seven games this season (12 vs. Cincinnati, 13 at Dallas, 14 at Minnesota, 15 vs. New Orleans, 12 vs. Detroit, 17 at Pittsburgh, 10 vs. Tampa Bay).
- ▶ Started nine of 13 games he played in 2016 during the regular season, missing Weeks 12-14 due to injury. Became the first rookie to start on defense for Green Bay in Week 1 since LB Nick Perry in 2012.

- ▶ Started all 27 games played in his final two seasons, leading the team in tackles as a junior (102) and senior (141).

ROLB Nick Perry, 6th Year, Southern California, D1-12

- ▶ Ranks second on the team with seven sacks this season. Registered a career-high three sacks against the Chicago Bears in Week 10. It was the first time a Packers player had three-plus sacks in a game since LB A.J. Hawk (three) on Oct. 13, 2013, at Baltimore.
- ▶ Led the team with a career-high 11.0 sacks in 2016.
- ▶ Registered multiple sacks in each of his first five seasons in the NFL and has posted a two-sack game in each of the last four seasons (2013-16).
- ▶ Has totaled seven sacks in eight playoff games, including 3.5 in the 2015 postseason, which tied Clay Matthews (2010) for the franchise record in a single postseason.
- ▶ His seven postseason sacks rank No. 3 in franchise history (since 1982) behind Matthews (11) and Reggie White (eight).

LCB Davon House, 7th Year, New Mexico State, FA-17

- ▶ Registered the third sack of his career in Week 10 at Chicago. Also recorded a career-high nine tackles (eight solo) for the second straight week (Week 9 vs. Detroit).
- ▶ Rejoined the Packers after spending the 2015-16 seasons with the Jacksonville Jaguars, starting 19 of 32 games played.
- ▶ In 2015, his first season in Jacksonville, set career highs in starts (15), tackles (60), solo tackles (49), passes defended (23, franchise single-season record) and interceptions (four).
- ▶ Despite missing three regular-season games with a shoulder injury in 2014, his 11 passes defended tied for No. 4 on the Packers.
- ▶ After seeing action in two games as a rookie (2011), appeared in 25 games for Green Bay between 2012-13, starting five games in each season.

RCB Damarious Randall, 3rd Year, Arizona State, D1-15

- ▶ Leads the team and is tied for No. 7 in the NFL with a career-best four interceptions this season.
- ▶ Tied for No. 4 in the NFL with two interceptions returned for touchdowns since 2015.
- ▶ Was second on the team with three interceptions in 2016 despite missing six games due to injury.
- ▶ Played in 15 games with nine starts (six at LCB, two at RCB, one in the slot) in 2015 and tied for the team lead and No. 2 among NFL rookies with three interceptions, including one he returned for a TD. Finished with a team-best 16 passes defended.
- ▶ Named the NFL's Defensive Rookie of the Month for November 2015, joining CB Casey Hayward (October 2012) as the only Green Bay defensive backs to win the award.
- ▶ Earned first-team All-Pacific-12 honors at safety as a senior in 2014 after he led the Sun Devils in tackles (106) and passes defended (12) and tied for the team lead with three interceptions.

SS Morgan Burnett, 8th Year, Georgia Tech, D3-10

- ▶ With a forced fumble in Week 12 at Pittsburgh, has eight forced fumbles since 2011, tied for the eighth most among NFL safeties over that span (according to STATS).
- ▶ Tied for No. 1 among NFL safeties with a career-best three sacks last season. Finished No. 1 on the team in tackles (92).
- ▶ Missed five games due to injury in 2015, but finished No. 4 on the team with 54 solo tackles.
- ▶ Totaled a team-high 125 tackles in 2014, the second most of his career (137 in 2012). Ranked No. 2 on the team with 106 tackles (77 solo) in 2013, despite missing the first three games due to injury. Recovered three fumbles, including one for a TD, and added nine passes defended.
- ▶ Participated in all 1,088 plays for Green Bay's defense in 2012, one of only four non-OL in the NFL to appear in 100 percent of his team's snaps.

FS Ha Ha Clinton-Dix, 4th Year, Alabama, D1-14

- ▶ Ranks No. 2 on the team with 80 tackles and three INTs this season.
- ▶ Named to his first career Pro Bowl in 2016. His career-best five interceptions tied for No. 5 in the NFL last season and tied for No. 1 among safeties. It was the most interceptions by a Packers safety in a single season since Charles Woodson (seven) and Charlie Peprah (five) in 2011.
- ▶ In 2016, posted a career-high two interceptions in both Week 9 and Week 14, becoming the first Packer to have two two-INT games in a season since Woodson in 2011.
- ▶ Led the team in tackles in 2015 with 117 (97 solo) and was tied for fourth on the team in interceptions (two).
- ▶ According to STATS, his three sacks during the 2015 regular season tied for the fifth most in a single regular season by a Packers safety (since 1982) and the most since Mark Roman recorded 3.5 in 2004.



2017 REGULAR-SEASON STATISTICS

	Packers	Opponents
TOTAL FIRST DOWNS	278	298
Rushing	90	86
Passing	160	190
Penalty	28	22
3rd Down: Made/Att.	75/182	81/181
3rd Down Pct.	41.2	44.8
4th Down: Made/Att.	14/22	8/10
4th Down Pct.	63.6	80.0
POSSESSION AVG.	28:36	31:24
TOTAL NET YARDS	4396	4990
Avg. Per Game	314.0	356.4
Total Plays	871	899
Avg. Per Play	5.0	5.6
NET YARDS RUSHING	1508	1630
Avg. Per Game	107.7	116.4
Total Rushes	335	408
NET YARDS PASSING	2888	3360
Avg. Per Game	206.3	240.0
Sacked/Yards Lost	46/321	32/219
Gross Yards	3209	3579
Att./Completions	490/315	459/314
Completion Pct.	64.3	68.4
HAD INTERCEPTED	14	11
PUNTS/AVERAGE	59/45.0	54/43.4
Net Punting Avg.	59/42.6	54/39.0
PENALTIES/YARDS	82/642	87/760
FUMBLES/BALL LOST	12/5	19/11
TOUCHDOWNS	39	37
Rushing	13	9
Passing	24	26
Returns	2	2

SCORE BY PERIODS

	Q1	Q2	Q3	Q4	OT	PTS
PACKERS	75	61	47	111	15	309
OPPONENTS	58	113	63	99	0	333

SCORING

	TD	-Ru	-Pa	-Rt	K-PAT	FG	S	PTS
Mason Crosby	0	0	0	0	33/35	14/18	0	75
Davante Adams	10	0	10	0	0	0	0	60
Jordy Nelson	6	0	6	0	0	0	0	36
Jamaal Williams	6	4	2	0	0	0	0	36
Aaron Jones	4	4	0	0	0	0	0	24
Ty Montgomery	4	3	1	0	0	0	0	24
Randall Cobb	3	0	3	0	0	0	0	18
Brett Hundley	2	2	0	0	0	0	0	12
Lance Kendricks	1	0	1	0	0	0	0	6
Dean Lowry	1	0	0	1	0	0	0	6
Damarious Randall	1	0	0	1	0	0	0	6
Richard Rodgers	1	0	1	0	0	0	0	6
PACKERS	39	13	24	2	33/35	14/18	0	309
OPPONENTS	37	9	26	2	34/36	25/28	0	333

2-Pt Conversions: Packers 0-2, Opponents 1-1

SACKS: Clay Matthews 7.5, Nick Perry 7, Mike Daniels 4, Kenny Clark 2.5, Tyler Fackrell 2, Josh Jones 2, Dean Lowry 2, Ahmad Brooks 1.5, Davon House 1, Blake Martinez 1, Jake Ryan 1, Joe Thomas 0.5, PACKERS 32, OPPONENTS 46

	No	Yds	Avg	Long	TD
RUSHING					
Aaron Jones	78	435	5.6	46t	4
Jamaal Williams	116	416	3.6	25	4
Ty Montgomery	71	273	3.8	37t	3
Brett Hundley	28	207	7.4	22	2
Aaron Rodgers	24	126	5.3	18	0
Randall Cobb	7	19	2.7	10	0
Trevor Davis	2	13	6.5	9	0
Aaron Ripkowski	5	13	2.6	4	0
Jermaine Whitehead	1	7	7.0	7	0
Devante Mays	3	-1	-0.3	2	0
PACKERS	335	1508	4.5	46t	13
OPPONENTS	408	1630	4.0	37	9

	No	Yds	Avg	Long	TD
RECEIVING					
Davante Adams	74	885	12.0	55t	10
Randall Cobb	58	586	10.1	46	3
Jordy Nelson	50	471	9.4	58	6
Martellus Bennett	24	233	9.7	33	0
Ty Montgomery	23	173	7.5	23	1
Jamaal Williams	22	231	10.5	54t	2
Geronimo Allison	20	229	11.5	72	0
Lance Kendricks	14	167	11.9	51	1
Richard Rodgers	12	160	13.3	36	1
Aaron Jones	9	22	2.4	9	0
Aaron Ripkowski	6	35	5.8	12	0
Trevor Davis	2	14	7.0	9	0
Joe Kerridge	1	3	3.0	3	0
PACKERS	315	3209	10.2	72	24
OPPONENTS	314	3579	11.4	63	26

	No	Yds	Avg	Long	TD
INTERCEPTIONS					
Damarious Randall	4	35	8.8	21t	1
Ha Ha Clinton-Dix	3	5	1.7	3	0
Kentrell Brice	1	11	11.0	11	0
Blake Martinez	1	3	3.0	3	0
Davon House	1	0	0.0	0	0
Josh Jones	1	0	0.0	0	0
PACKERS	11	54	4.9	21t	1
OPPONENTS	14	166	11.9	75t	1

	No	Yds	Avg	Net	TB	In 20	LG	Blk
PUNTING								
Justin Vogel	59	2655	45.0	42.6	1	17	62	0
PACKERS	59	2655	45.0	42.6	1	17	62	0
OPPONENTS	54	2341	43.4	39.0	1	32	59	0

	Ret	FC	Yds	Avg	Long	TD
PUNT RETURNS						
Trevor Davis	19	17	214	11.3	65	0
Geronimo Allison	1	0	0	0.0	0	0
Jermaine Whitehead	1	0	0	0.0	0	0
PACKERS	21	17	214	10.2	65	0
OPPONENTS	25	21	122	4.9	28	0

	No	Yds	Avg	Long	TD
KICKOFF RETURNS					
Trevor Davis	25	601	24.0	34	0
Jeff Janis	2	28	14.0	17	0
PACKERS	27	629	23.3	34	0
OPPONENTS	27	617	22.9	43	0

	1-19	20-29	30-39	40-49	50+
FIELD GOALS					
Mason Crosby	0/0	8/8	2/4	3/3	1/3
PACKERS	0/0	8/8	2/4	3/3	1/3
OPPONENTS	1/1	3/3	9/9	8/10	4/5

Crosby: (40G) (28G) (28G, 27G) () (22G) (26G) (59N, 46G) (38B, 35G) (40G, 24G, 50G, 35N) () (57N) (37G, 22G) () (28G)
Opponents: (33G, 21G, 41G) (51G, 53G) (48N, 46G) (47N) (43G) (36G, 34G, 53G) (28G, 44G) (55N, 44G, 19G, 31G) (45G, 44G, 49G) (32G, 39G, 23G) (53G) (36G, 30G) () (33G)

	Att	Cmp	Yds	Cmp%	Yds/Att	TD	TD%	Int	Int%	Long	Sack/Lost	Rating
PASSING												
Brett Hundley	252	161	1534	63.9	6.09	8	3.2	8	3.2	55t	24/153	78.0
Aaron Rodgers	238	154	1675	64.7	7.04	16	6.7	6	2.5	72	22/168	97.2
PACKERS	490	315	3209	64.3	6.55	24	4.9	14	2.9	72	46/321	87.4
OPPONENTS	459	314	3579	68.4	7.80	26	5.7	11	2.4	63	32/219	100.5



2017 REGULAR-SEASON DEFENSIVE STATISTICS

Official totals – based on coaches' film review, through Week 15 at Carolina (press-box totals for Carolina game)

Player	Total			Sacks/ Yards	Int/ Yards	Fum Rec	For Fum	Pass Def
	Tackles	Solo	Asst					
Blake Martinez	138	92	46	1.0/8.0	1/3	2	1	9
Ha Ha Clinton-Dix	80	65	15	0.0/0.0	3/5	0	0	8
Jake Ryan	70	53	17	1.0/1.0	0/0	1	1	1
Kenny Clark	68	29	39	2.5/15.5	0/0	0	2	1
Mike Daniels	67	39	28	4.0/32.0	0/0	0	1	0
Josh Jones	63	56	7	2.0/14.0	1/0	0	0	5
Morgan Burnett	59	49	10	0.0/0.0	0/0	0	1	7
Damarius Randall	59	48	11	0.0/0.0	4/35	1	0	13
Clay Matthews	49	30	19	7.5/53.0	0/0	1	1	3
Davon House	47	40	7	1.0/8.0	1/0	0	0	7
Nick Perry	44	28	16	7.0/43.0	0/0	1	1	1
Josh Hawkins	33	26	7	0.0/0.0	0/0	0	1	6
Kevin King	31	23	8	0.0/0.0	0/0	0	0	8
Dean Lowry	30	17	13	2.0/21.0	0/0	1	0	2
Quinton Dial	29	14	15	0.0/0.0	0/0	0	0	1
Kyler Fackrell	27	18	9	2.0/8.0	0/0	1	0	0
Kentrell Brice	24	21	3	0.0/0.0	1/11	0	0	4
Quinten Rollins	18	13	5	0.0/0.0	0/0	1	0	2
Ahmad Brooks	15	12	3	1.5/10.0	0/0	0	0	2
Marwin Evans	14	13	1	0.0/0.0	0/0	0	1	1
Vince Biegel	11	6	5	0.0/0.0	0/0	0	0	0
Joe Thomas	11	6	5	0.5/5.5	0/0	0	0	1
Lenzy Pipkins	9	5	4	0.0/0.0	0/0	0	0	0
Chris Odom	8	3	5	0.0/0.0	0/0	0	0	0
Jermaine Whitehead	6	3	3	0.0/0.0	0/0	0	0	0
Montravius Adams	4	1	3	0.0/0.0	0/0	0	0	0
Ricky Jean Francois	3	1	2	0.0/0.0	0/0	0	0	0
Totals	1,017	711	306	32.0/219.0	11/54	9	10	82

DEFENSIVE SCORING

Player	TD	Int		Fum	Safeties
		Ret	Ret		
Dean Lowry	1	0	1	1	0
Damarius Randall	1	1	0	0	0
Totals	2	1	1	1	0

Defensive touchdowns (2):

- Randall — 21-yard INT return at Dallas (10/8)
- Lowry — 62-yard fumble return vs. Tampa Bay (12/3)

MISCELLANEOUS

Player	Tackles
Geronimo Allison	2
Jahri Evans	2
Jordy Nelson	2
Randall Cobb	1
Lance Kendricks	1
Corey Linsley	1
Richard Rodgers	1
Jamaal Williams	1
Totals	11

Player	FR
Jahri Evans	1
Brett Hundley	1
Justin McCray	1
Aaron Rodgers	1
Jason Spriggs	1
Totals	5

SPECIAL TEAMS

Player	TT	FR	FF
Marwin Evans	11	0	0
Jermaine Whitehead	6	0	0
Vince Biegel	5	0	0
Jeff Janis	5	0	0
Josh Jones	5	0	0
Trevor Davis	4	0	0
Aaron Ripkowski	4	0	0
Kyler Fackrell	3	0	0
Lance Kendricks	3	0	0
Quinten Rollins	3	1	0
Kentrell Brice	2	0	0
Blake Martinez	2	0	0
Joe Thomas	2	0	0
Jamaal Williams	2	0	0
Geronimo Allison	1	0	0
Mason Crosby	1	0	0
Derek Hart	1	0	0
Aaron Jones	1	0	0
Kevin King	1	0	0
Lenzy Pipkins	1	0	0
Jake Ryan	1	0	0
Justin Vogel	1	0	0
Totals	65	1	0

BLOCKED KICKS

Player	PAT	FG	P
Kenny Clark	1	0	0
Totals	1	0	0



No	ALPHABETICAL ROSTER	Pos	Ht	Wt	Birthdate	NFL Exp	College	High School	Hometown
17	Adams, Davante	WR	6-1	215	12/24/92	4	Fresno State		Palo Alto, Calif.
90	Adams, Montravius	DT	6-4	304	7/24/95	R	Auburn		Vienna, Ga.
81	Allison, Geronimo	WR	6-3	202	1/18/94	2	Illinois		Riverview, Fla.
69	Bakhtiari, David	T	6-4	310	9/30/91	5	Colorado		San Mateo, Calif.
45	Biegel, Vince	LB	6-3	246	7/2/93	R	Wisconsin		Wisconsin Rapids, Wis.
55	Brooks, Ahmad	LB	6-3	259	3/14/84	11	Virginia		Fairfax, Va.
44	Brown, Donatello	CB	6-0	190	5/15/91	R	Valdosta State		Kennesaw, Ga.
42	Burnett, Morgan	S	6-1	209	1/13/89	8	Georgia Tech		College Park, Ga.
97	Clark, Kenny	DT	6-3	314	10/4/95	2	UCLA		Rialto, Calif.
89	Clark, Michael	WR	6-6	217	10/26/95	R	Marshall		St. Petersburg, Fla.
21	Clinton-Dix, Ha Ha	S	6-1	208	12/21/92	4	Alabama		Orlando, Fla.
18	Cobb, Randall	WR	5-10	192	8/22/90	7	Kentucky		Alcoa, Tenn.
2	Crosby, Mason	K	6-1	207	9/3/84	11	Colorado		Georgetown, Texas
76	Daniels, Mike	DT	6-0	310	5/5/89	6	Iowa		Blackwood, N.J.
11	Davis, Trevor	WR	6-1	188	7/4/93	2	California		Martinez, Calif.
91	Dial, Quinton	DT	6-5	318	6/21/90	5	Alabama		Pinson, Ala.
73	Evans, Jahri	G	6-4	318	8/22/83	12	Bloomsburg		Philadelphia, Pa.
25	Evans, Marwin	S	5-11	211	4/10/93	2	Utah State		Oak Creek, Wis.
51	Fackrell, Kyle	LB	6-5	245	11/25/91	2	Utah State		Mesa, Ariz.
61	Goode, Brett	LS	6-1	255	11/2/84	10	Arkansas		Fort Smith, Ark.
39	Goodson, Demetri	CB	5-11	197	6/11/89	4	Baylor		Spring, Texas
28	Hawkins, Josh	CB	5-10	189	1/23/93	2	East Carolina		Kernersville, N.C.
31	House, Davon	CB	6-0	195	7/10/89	7	New Mexico State		Palmdale, Calif.
7	Hundley, Brett	QB	6-3	226	6/15/93	3	UCLA		Chandler, Ariz.
83	Janis, Jeff	WR	6-3	219	6/24/91	4	Saginaw Valley State		Tawas City, Mich.
74	John, Ulrick	T	6-6	309	5/20/92	4	Georgia State		Hinesville, Ga.
33	Jones, Aaron	RB	5-9	208	12/2/94	R	Texas-El Paso		El Paso, Texas
27	Jones, Josh	S	6-2	220	9/20/94	R	North Carolina State		Walled Lake, Mich.
84	Kendricks, Lance	TE	6-3	250	1/30/88	7	Wisconsin		Milwaukee, Wis.
40	Kerridge, Joe	FB	6-0	245	9/17/92	2	Michigan		Traverse City, Mich.
63	Linsley, Corey	C	6-3	301	7/27/91	4	Ohio State		Boardman, Ohio
94	Lowry, Dean	DE	6-6	296	6/9/94	2	Northwestern		Rockford, Ill.
50	Martinez, Blake	LB	6-2	237	1/9/94	2	Stanford		Oro Valley, Ariz.
52	Matthews, Clay	LB	6-3	255	5/14/86	9	Southern California		Agoura Hills, Calif.
32	Mays, Devante	RB	5-10	230	5/26/94	R	Utah State		Livingston, Texas
64	McCray, Justin	G	6-3	317	5/31/92	1	Central Florida		Miami, Fla.
87	Nelson, Jordy	WR	6-3	217	5/31/85	10	Kansas State		Riley, Kan.
98	Odom, Chris	LB	6-4	262	9/16/94	R	Arkansas State		Arlington, Texas
77	Pankey, Adam	G/T	6-5	313	2/2/94	R	West Virginia		Hamilton, Ohio
62	Patrick, Lucas	G	6-3	313	7/30/93	1	Duke		Brentwood, Tenn.
53	Perry, Nick	LB	6-3	265	4/12/90	6	Southern California		Detroit, Mich.
41	Pipkins, Lenzy	CB	6-0	196	11/7/93	R	Oklahoma State		Mansfield, Texas
23	Randall, Damarious	CB	5-11	196	8/29/92	3	Arizona State		Pensacola, Fla.
22	Ripkowski, Aaron	FB	6-1	246	12/20/92	3	Oklahoma		Dayton, Texas
12	Rodgers, Aaron	QB	6-2	225	12/2/83	13	California		Chico, Calif.
82	Rodgers, Richard	TE	6-4	257	1/22/92	4	California		Shrewsbury, Mass.
47	Ryan, Jake	LB	6-2	240	2/27/92	3	Michigan		Cleveland, Ohio
78	Spriggs, Jason	T	6-6	301	5/17/94	2	Indiana		Elkhart, Ind.
65	Taylor, Lane	G	6-3	324	11/22/89	5	Oklahoma State		Arlington, Texas
48	Thomas, Joe	LB	6-1	227	5/6/91	3	South Carolina State		Blackville, S.C.
8	Vogel, Justin	P	6-4	219	10/14/93	R	Miami		Tampa, Fla.
35	Whitehead, Jermaine	S	5-11	195	3/12/93	1	Auburn		Greenwood, Miss.
30	Williams, Jamaal	RB	6-0	213	4/3/95	R	Brigham Young		Fontana, Calif.

PRACTICE SQUAD

79	Amichia, Kofi	G	6-3	304	7/29/94	R	South Florida		Powder Springs, Ga.
86	Byrd, Emanuel	TE	6-2	240	12/9/94	R	Marshall		Albany, Ga.
9	Evans, Jerod	QB	6-3	232	1/16/94	R	Virginia Tech		Dallas, Texas
93	Gilbert, Reggie	LB	6-3	261	4/1/93	1	Arizona		Laveen, Ariz.
71	Lunsford, Izaah	DT	6-3	310	10/21/93	R	Bowling Green State		Cincinnati, Ohio
13	Pearson, Colby	WR	6-0	194	1/19/95	R	Brigham Young		Blackfoot, Idaho
46	Pringle, Raysean	CB	6-0	191	8/31/93	R	Southern Utah		Hayward, Calif.
56	Thomas, Ahmad	LB	6-0	220	12/15/94	R	Oklahoma		Miami, Fla.
80	Tonyan, Robert	TE	6-5	237	4/30/94	R	Indiana State		McHenry, Ill.
10	Yancey, DeAngelo	WR	6-1	220	11/18/94	R	Purdue		Atlanta, Ga.

RESERVE/INJURED

29	Brice, Kentrell	S	5-11	200	8/11/94	2	Louisiana Tech		Ruston, La.
75	Bulaga, Bryan	T	6-5	314	3/21/89	8	Iowa		Woodstock, Ill.
20	King, Kevin	CB	6-3	200	5/5/95	R	Washington		Oakland, Calif.
88	Montgomery, Ty	RB	6-0	216	1/22/93	3	Stanford		Dallas, Texas
68	Murphy, Kyle	T	6-6	305	12/11/93	2	Stanford		San Clemente, Calif.
59	Pepper, Taybor	LS	6-4	245	5/28/94	R	Michigan State		Saline, Mich.
24	Rollins, Quinten	CB	5-11	195	7/15/92	3	Miami (Ohio)		Wilmington, Ohio
10	Schum, Jacob	P	5-10	211	1/21/89	2	Buffalo		Hamburg, N.Y.
57	Talley, David	LB	6-1	236	11/9/94	R	Grand Valley State		Orchard Lake, Mich.
26	Waters, Herb	CB	6-0	188	11/10/92	1	Miami		Homestead, Fla.

No	NUMERICAL ROSTER	Pos	Ht	Wt	Age	NFL		College	How		Reg. season	
						Exp			Acquired	GP/GS/DNP/IA		
2	Mason Crosby	K	6-1	207	33	11		Colorado	D6c-07		14/0/0/0	
7	Brett Hundley	QB	6-3	226	24	3		UCLA	D5-15		9/7/5/0	
8	Justin Vogel	P	6-4	219	24		R	Miami	FA-17		14/0/0/0	
11	Trevor Davis	WR	6-1	188	24	2		California	D5-16		14/0/0/0	
12	Aaron Rodgers	QB	6-2	225	34	13		California	D1-05		7/7/0/0	
17	Davante Adams	WR	6-1	215	24	4		Fresno State	D2-14		14/14/0/0	
18	Randall Cobb	WR	5-10	192	27	7		Kentucky	D2-11		13/12/0/1	
21	Ha Ha Clinton-Dix	S	6-1	208	25	4		Alabama	D1-14		14/14/0/0	
22	Aaron Ripkowski	FB	6-1	246	25	3		Oklahoma	D6a-15		14/1/0/0	
23	Damarius Randall	CB	5-11	196	25	3		Arizona State	D1-15		14/12/0/0	
25	Marwin Evans	S	5-11	211	24	2		Utah State	FA-16		14/1/0/0	
27	Josh Jones	S	6-2	220	23		R	North Carolina State	D2b-17		14/5/0/0	
28	Josh Hawkins	CB	5-10	189	24	2		East Carolina	FA-16		13/3/0/1	
30	Jamaal Williams	RB	6-0	213	22		R	Brigham Young	D4b-17		14/5/0/0	
31	Davon House	CB	6-0	195	28	7		New Mexico State	FA-17		10/10/0/4	
32	Devante Mays	RB	5-10	230	23		R	Utah State	D7a-17		5/0/4/5	
33	Aaron Jones	RB	5-9	208	23		R	Texas-El Paso	D5b-17		11/4/0/3	
35	Jermaine Whitehead	S	5-11	195	24	1		Auburn	FA-16		8/0/0/0	
39	Demetri Goodson	CB	5-11	197	28	4		Baylor	D6-14		0/0/0/2	
40	Joe Kerridge	FB	6-0	245	25	2		Michigan	FA-17		4/0/1/0	
41	Lenzy Pipkins	CB	6-0	196	24		R	Oklahoma State	FA-17		10/0/0/4	
42	Morgan Burnett	S	6-1	209	28	8		Georgia Tech	D3-10		10/10/0/4	
44	Donatello Brown	CB	6-0	190	26		R	Valdosta State	FA-17		2/0/1/4	
45	Vince Biegel	LB	6-3	246	24		R	Wisconsin	D4a-17		7/0/0/0	
47	Jake Ryan	LB	6-2	240	25	3		Michigan	D4-15		13/10/0/1	
48	Joe Thomas	LB	6-1	227	26	3		South Carolina State	FA-15 (PS-Dal.)		10/1/0/4	
50	Blake Martinez	LB	6-2	237	23	2		Stanford	D4a-16		14/14/0/0	
51	Kyler Fackrell	LB	6-5	245	26	2		Utah State	D3-16		14/1/0/0	
52	Clay Matthews	LB	6-3	255	31	9		Southern California	D1b-09		13/13/0/1	
53	Nick Perry	LB	6-3	265	27	6		Southern California	D1-12		12/11/0/2	
55	Ahmad Brooks	LB	6-3	259	33	11		Virginia	FA-17		10/3/0/4	
61	Brett Goode	LS	6-1	255	33	10		Arkansas	FA-08		8/0/0/0	
62	Lucas Patrick	G	6-3	313	24	1		Duke	FA-16		10/1/1/3	
63	Corey Linsley	C	6-3	301	26	4		Ohio State	D5a-14		14/14/0/0	
64	Justin McCray	G	6-3	317	25	1		Central Florida	FA-17		11/6/3/0	
65	Lane Taylor	G	6-3	324	28	5		Oklahoma State	FA-13		13/13/0/1	
69	David Bakhtiari	T	6-4	310	26	5		Colorado	D4a-13		10/10/0/4	
73	Jahri Evans	G	6-4	318	34	12		Bloomsburg	UFA (NO)-17		14/14/0/0	
74	Ulrick John	T	6-6	309	25	4		Georgia State	FA-17 (PS-Ari.)		4/0/4/3	
76	Mike Daniels	DT	6-0	310	28	6		Iowa	D4a-12		12/12/0/2	
77	Adam Pankey	G/T	6-5	313	23		R	West Virginia	FA-17		0/0/5/8	
78	Jason Spriggs	T	6-6	301	23	2		Indiana	D2-16		6/4/0/1	
81	Geronimo Allison	WR	6-3	202	23	2		Illinois	FA-16		13/0/0/0	
82	Richard Rodgers	TE	6-4	257	25	4		California	D3b-14		14/1/0/0	
83	Jeff Janis	WR	6-3	219	26	4		Saginaw Valley State	D7-14		14/0/0/0	
84	Lance Kendricks	TE	6-3	250	29	7		Wisconsin	FA-17		14/6/0/0	
87	Jordy Nelson	WR	6-3	217	32	10		Kansas State	D2a-08		14/14/0/0	
89	Michael Clark	WR	6-6	217	22		R	Marshall	FA-17		0/0/0/3	
90	Montravius Adams	DT	6-4	304	22		R	Auburn	D3-17		5/0/0/9	
91	Quinton Dial	DT	6-5	318	27	5		Alabama	FA-17		11/2/0/3	
94	Dean Lowry	DE	6-6	296	23	2		Northwestern	D4b-16		14/11/0/0	
97	Kenny Clark	DT	6-3	314	22	2		UCLA	D1-16		13/13/0/1	
98	Chris Odom	LB	6-4	262	23		R	Arkansas State	W-17 (Atl.)		6/0/2/6	

PRACTICE SQUAD

9	Jerod Evans	QB	6-3	232	23		R	Virginia Tech	FA-17		0/0/0/0
10	DeAngelo Yancey	WR	6-1	220	23		R	Purdue	FA-17		0/0/0/0
13	Colby Pearson	WR	6-0	194	22		R	Brigham Young	FA-17		0/0/0/0
46	Raysean Pringle	CB	6-0	191	24		R	Southern Utah	FA-17		0/0/0/0
56	Ahmad Thomas	LB	6-0	220	23		R	Oklahoma	FA-17		0/0/0/0
71	Izaah Lunsford	DT	6-3	310	24		R	Bowling Green State	FA-17		0/0/0/0
79	Kofi Amichia	G	6-3	304	23		R	South Florida	FA-17		0/0/0/0
80	Robert Tonyan	TE	6-5	237	23		R	Indiana State	FA-17		0/0/0/0
86	Emanuel Byrd	TE	6-2	240	23		R	Marshall	FA-17		0/0/0/0
93	Reggie Gilbert	LB	6-3	261	24		1	Arizona	FA-17		0/0/0/0

RESERVE/INJURED

10	Jacob Schum	P	5-10	211	28	2		Buffalo	W-16 (T.B.)		0/0/0/0
20	Kevin King	CB	6-3	200	22		R	Washington	D2a-17		9/5/0/3
24	Quinten Rollins	CB	5-11	195	25	3		Miami (Ohio)	D2-15		6/1/0/0
26	Herb Waters	CB	6-0	188	25	1		Miami	FA-16		0/0/0/0
29	Kentrell Brice	S	5-11	200	23	2		Louisiana Tech	FA-16		6/3/0/1
57	David Talley	LB	6-1	236	22		R	Grand Valley State	FA-17		0/0/0/0
59	Taybor Pepper	LS	6-4	245	23		R	Michigan State	FA-17		4/0/0/0
68	Kyle Murphy	T	6-6	305	24	2		Stanford	D6-16		3/3/0/0
75	Bryan Bulaga	T	6-5	314	28	8		Iowa	D1-10		5/5/0/4
88	Ty Montgomery	RB	6-0	216	24	3		Stanford	D3-15		8/5/0/3



OFFENSE

WR:	87	Jordy Nelson	17	Davante Adams	83	Jeff Janis
LT:	69	David Bakhtiari	74	Ulrick John	<u>77</u>	<u>Adam Pankey</u>
LG:	65	Lane Taylor	62	Lucas Patrick		
C:	63	Corey Linsley	64	Justin McCray	62	Lucas Patrick
RG:	73	Jahri Evans	64	Justin McCray		
RT:	78	Jason Spriggs	74	Ulrick John	<u>77</u>	<u>Adam Pankey</u>
TE:	84	Lance Kendricks	82	Richard Rodgers		
WR:	18	Randall Cobb	81	Geronimo Allison	11	Trevor Davis
					<u>89</u>	<u>Michael Clark</u>
QB:	12	Aaron Rodgers	7	Brett Hundley		
RB:	<u>30</u>	<u>Jamaal Williams</u>	<u>33</u>	<u>Aaron Jones</u>	<u>32</u>	<u>Devante Mays</u>
FB:	22	Aaron Ripkowski	40	Joe Kerridge		

DEFENSE

DE:	94	Dean Lowry	91	Quinton Dial		
NT:	97	Kenny Clark	91	Quinton Dial		
DT:	76	Mike Daniels	<u>90</u>	<u>Montravius Adams</u>		
LOLB:	52	Clay Matthews	55	Ahmad Brooks	<u>45</u>	<u>Vince Biegel</u>
ILB:	47	Jake Ryan	48	Joe Thomas		
ILB:	50	Blake Martinez	48	Joe Thomas		
ROLB:	53	Nick Perry	51	Kyler Fackrell	<u>98</u>	<u>Chris Odom</u>
LCB:	31	Davon House	28	Josh Hawkins	<u>41</u>	<u>Lenzy Pipkins</u>
RCB:	23	Damarius Randall	39	Demetri Goodson	<u>44</u>	<u>Donatello Brown</u>
SS:	42	Morgan Burnett	<u>27</u>	<u>Josh Jones</u>		
FS:	21	Ha Ha Clinton-Dix	35	Jermaine Whitehead	25	Marwin Evans

SPECIAL TEAMS

K:	2	Mason Crosby				
P:	<u>8</u>	<u>Justin Vogel</u>				
H:	<u>8</u>	<u>Justin Vogel</u>	18	Randall Cobb		
PR:	11	Trevor Davis	18	Randall Cobb		
KR:	11	Trevor Davis	83	Jeff Janis	<u>33</u>	<u>Aaron Jones</u>
LS:	61	Brett Goode				

Rookies are underlined

COACH LOCATIONS

► **Coaches' Box:** Edgar Bennett (offensive coordinator), Jeff Blasko (assistant offensive line), Dom Capers (defensive coordinator), Scott McCurley (assistant linebackers), Tim McGarigle (defensive quality control), Omar Young (coaching administrator).

► **Sideline:** Brian Angelichio (tight ends), James Campen (offensive line), Luke Getsy (wide receivers), Jerry Montgomery (defensive front assistant), Winston Moss (associate head coach/linebackers), Darren Perry (secondary - safeties), David Raih (offensive perimeter), Jason Simmons (assistant special teams), Ben Sirmans (running backs), Mike Trgovac (defensive line), Alex Van Pelt (quarterbacks), Joe Whitt Jr. (secondary - cornerbacks), Ron Zook (special teams coordinator).



ROSTER BY POSITION

QUARTERBACK (2)

Brett Hundley
 Aaron Rodgers

FULLBACK (2)

Aaron Ripkowski
 Joe Kerridge

RUNNING BACK (3)

Aaron Jones
Devante Mays
Jamaal Williams

WIDE RECEIVER (7)

Davante Adams
 Geronimo Allison
Michael Clark
 Randall Cobb
 Trevor Davis
 Jeff Janis
 Jordy Nelson

TIGHT END (2)

Lance Kendricks
 Richard Rodgers

OFFENSIVE LINE (9)

David Bakhtiari
 Jahri Evans
 Ulrick John
 Corey Linsley
 Justin McCray
 Adam Pankey
 Lucas Patrick
 Jason Spriggs
 Lane Taylor

DEFENSIVE LINE (5)

Montravius Adams
 Kenny Clark
 Mike Daniels
 Quinton Dial
 Dean Lowry

Rookies are underlined

LINEBACKER (9)

Vince Biegel
 Ahmad Brooks
 Kyler Fackrell
 Blake Martinez
 Clay Matthews
Chris Odom
 Nick Perry
 Jake Ryan
 Joe Thomas

CORNERBACK (6)

Donatello Brown
 Demetri Goodson
 Josh Hawkins
 Davon House
Lenzy Pipkins
 Damarious Randall

SAFETY (5)

Morgan Burnett
 Ha Ha Clinton-Dix
 Marwin Evans
Josh Jones
 Jermaine Whitehead

SPECIALIST (3)

Mason Crosby
 Brett Goode
Justin Vogel

PRONUNCIATION GUIDE

PLAYERS

Montravius Adams	mon-TRAY-vee-us	Izaah Lunsford	i-ZAY-uh
Kofi Amichia	KOE-fee uh-MEE-chee-uh	Taybor Pepper	TAY-burr
David Bakhtiari	bock-tee-R-ee	Damarious Randall	duh-MAIR-ee-us
Kentrell Brice	ken-TRELL	COACHES	
Ahmad Brooks	uh-MAHD	Brian Angelichio	an-juh-LEEK-o
Bryan Bulaga	buh-LAH-guh	James Campen	KAMP-en
Jahri Evans	jah-REE	Mark Lovat	luh-VOTT
Jerod Evans	juh-ROD	Tim McGarigle	mac-GARGLE
Kyler Fackrell	FACK-rull	David Raih	RYE
Brett Goode	GEWD	Mike Trgovac	TER-guh-vac
Joe Kerridge	KAIR-idge		



HOW THE PACKERS WERE BUILT

Year	Record	Draft (31)	Waivers (1)	Free Agents (21)
2005	4-12	QB Aaron Rodgers D1		
2007	13-3	K Mason Crosby D6c		
2008	6-10	WR Jordy Nelson D2a		LS Brett Goode
2009	11-5	LB Clay Matthews D1b		
2010	10-6	S Morgan Burnett D3		
2011	15-1	WR Randall Cobb D2		
2012	11-5	LB Nick Perry D1 DT Mike Daniels D4a		
2013	8-7-1	T David Bakhtiari D4a		G Lane Taylor
2014	12-4	S Ha Ha Clinton-Dix D1 WR Davante Adams D2 TE Richard Rodgers D3b C Corey Linsley D5a CB Demetri Goodson D6 WR Jeff Janis D7		
2015	10-6	CB Damarious Randall D1 LB Jake Ryan D4 QB Brett Hundley D5 FB Aaron Ripkowski D6a		LB Joe Thomas (PS-Dal.)
2016	10-6	DT Kenny Clark D1 T Jason Spriggs D2 LB Kyler Fackrell D3 LB Blake Martinez D4a DE Dean Lowry D4b WR Trevor Davis D5		WR Geronimo Allison S Marwin Evans CB Josh Hawkins FB Joe Kerridge G Lucas Patrick S Jermaine Whitehead
2017	7-7	S Josh Jones D2b DT Montravius Adams D3 LB Vince Biegel D4a RB Jamaal Williams D4b RB Aaron Jones D5b RB Devante Mays D7a	LB Chris Odom (ATL)	LB Ahmad Brooks CB Donatello Brown WR Michael Clark DT Quinton Dial G Jahri Evans (UFA-NO) CB Davon House (D4-11) T Ulrick John (PS-Ari.) TE Lance Kendricks G Justin McCray G/T Adam Pankey CB Lenzy Pipkins P Justin Vogel



MEDIA INFORMATION & POLICIES

MIKE McCARTHY PRESS CONFERENCES

During the regular season (for a Sunday game), the head coach will be available in the Media Auditorium on Monday, Wednesday, Thursday and Friday. One-on-one interviews with McCarthy should be arranged through Jason Wahlers.

PLAYER INTERVIEWS

The team’s locker room will generally be open Monday, Wednesday, Thursday, Friday and following games.

- ▶ At the conclusion of all games, the locker room will be opened following the NFL’s standard “cooling-off period.”
- ▶ All interviews with players on the practice squad or injured reserve need to be requested and approved through the P.R. department.
- ▶ Any requests to interview players other than at the aforementioned times should be directed to a member of the Packers’ P.R. department.

ASSISTANT COACH AVAILABILITY

All by request only, through the P.R. department

- ▶ Coordinators – Edgar Bennett (offense), Dom Capers (defense) and Ron Zook (special teams) – will continue to serve as primary spokesmen in their respective areas.
- ▶ During the regular season, assistants generally will be available on Thursdays at the podium in the Media Auditorium with offense and defense rotating every other week. During a week when offensive coaches are available, Capers will also be available on Thursday to represent the defense. When defensive coaches are available, Bennett will also be available on Thursday to represent the offense. On Mondays, the coordinators will be available at the podium in the Media Auditorium.
- ▶ Following games, Head Coach Mike McCarthy will be the only coach available to the media.
- ▶ However, position coaches are available for questions on specific players and the position group only. Broader interview topics need to be directed to the respective coordinators.
- ▶ No assistant coach should be contacted directly by telephone (at his desk, home or on his cell phone), or by email. All interviews must be arranged through the P.R. department.
- ▶ Sarah Quick (920-569-7213) serves as the primary contact for assistant coaches. In her absence, feel free to contact another member of the P.R. staff.

PRACTICE ACCESS, PHOTOGRAPHY AND SOCIAL-MEDIA GUIDELINES

- ▶ During the regular season, practices will be open to state media who regularly cover the team for designated periods during the first half of each session, similar to previous seasons. Also as in

prior years, photo opportunities will be limited to the beginning portions of practice.

- ▶ The team reserves the right to limit photography to certain periods for competitive reasons. This restriction applies to both training-camp and regular-season practices.
- ▶ During practice periods in which B-roll and still photography are NOT permitted, the media may not utilize camera phones either. The P.R. staff will alert the media of the permissible “shooting” periods before and during each practice.
- ▶ Video of practice, press conferences or locker-room interviews by an individual or media outlet may not be posted at any time on social-media sites or live-broadcasting applications (this includes applications such as Facebook, Twitter, Vine, Instagram, Snapchat, Ustream, Periscope and Meerkat, etc).
- ▶ No still photography is permitted in the locker room at any time. Signs, notes and other personal items or information posted in and around the locker room at player lockers are not to be photographed or captured on video.

ONLINE-CONTENT POLICY

- ▶ According to the 2017 NFL non-game online content policy, accredited organizations may distribute online non-game audio and video content, including interviews, press conferences and team practices at NFL venues, acquired as a result of credentialed access (“Game Information”) to games or club/league facilities provided that such distribution: is 90 seconds maximum per day (180 seconds in two-team markets – 90 seconds per team); may not be “archived” (i.e., made available for on-demand public access) for more than 24 hours; appears in an editorial context only (no sponsorship, merchandising or advertising integrated with or around the content); is not posted live; and is accompanied by links back to NFL.com and to the club website.
- ▶ The 90-second limit does not include video/audio material that is composed entirely of a credentialed media employee providing commentary or analysis (“talking head” reporting), including pregame or postgame stand-up material shot on the field or other facility location.
- ▶ While a game is in progress, any forms of accounts of the game must be sufficiently time-delayed and limited in amount (e.g., score updates with detail given only in quarterly game updates, fewer than 10 photographs during the game) so that the accredited organization’s game coverage cannot be used as a substitute for, or otherwise approximate, authorized play-by-play accounts.
- ▶ The Packers have their own social-media and online-content policies for practice reporting, which will be communicated by the P.R. staff for both training camp and the regular season. Members of the media are encouraged to contact the public relations staff with any questions.

MEDIA INFORMATION & POLICIES

CONFERENCE CALLS

The Packers' P.R. department will arrange a conference call with the head coach of the opposing team each week during the regular season. These conference calls will be made from the media workroom, and generally will be held on Wednesday.

TELEPHONES/INTERNET

Lambeau Field features complimentary wireless Internet in the main press box. Please contact the public information department if you require assistance.

In the Lee Rempel Press Box at Lambeau Field, more than a dozen "co-op" phones are available to media throughout the box. If dedicated service is desired, please contact Scott Guth of Dataline Services seven to 10 days prior to the game at 920-569-7090 or sguth@datalineservicesinc.com. Instruments also may be obtained through Guth, upon request.

Dedicated internet service also may be ordered through Dataline Services – on a game-by-game or full-season basis – for installation in either the Lee Rempel Press Box or in the downstairs Photo/Media Workrooms.

POOL REPORTER

As assigned by the Professional Football Writers of America (PFWA), the Green Bay pool reporter for the 2017 season is Rob Demovsky of ESPN.com. Pete Dougherty of the *Green Bay Press-Gazette* is the alternate.

PHOTO CREDENTIALS

Photo credentials will not be issued to freelance photographers unless on a specific assignment from an accredited organization. Credentials are not provided to "grips" due to on-field space limitations.

CREDENTIALS

All credential requests are acquired through an online credential link, which should be obtained by contacting Sarah Quick, assistant director of public relations. Requests may be sent via email (Sarah Quick; quicks@packers.com). Credentials will not be mailed, unless the requesting outlet provides a Federal Express or UPS number, and if scheduled in advance, should be picked up in person at the Packers' corporate offices, located in the Lambeau Field Atrium. Credentials not obtained prior to gameday will be left at Media Will Call on the south side of the stadium near the Shopko Gate. Media Will Call opens three hours prior to kickoff.

GAME CREDENTIAL DEADLINES

► Following are credential application deadlines for the Packers' regular-season games. All written requests should be directed to Sarah Quick, via email at quicks@packers.com.

► vs. Minnesota - Wednesday, Dec. 20, by 5 p.m.

► at Detroit - Friday, Dec. 22, by 10 a.m.

INDIVIDUAL STATISTICS, OFFENSE

	RUSHING T.Montgomery					A.Rodgers					J.Williams					R.Cobb					A.Jones					A.Ripkowski					
	No	Yds	Avg	Lg	TD	No	Yds	Avg	Lg	TD	No	Yds	Avg	Lg	TD	No	Yds	Avg	Lg	TD	No	Yds	Avg	Lg	TD	No	Yds	Avg	Lg	TD	
9/10	Sea	19	54	2.8	8	1	7	21	3.0	13	0	2	9	4.5	6	0	0	0	--	--	0	0	0	--	--	0	0	0	--	--	0
9/17	at Atl	10	35	3.5	7	1	2	8	4.0	9	0	2	6	3.0	4	0	1	10	10.0	10	0	0	0	--	--	0	0	0	--	--	0
9/24	Cin	12	35	2.9	8	0	4	23	5.8	13	0	1	6	6.0	6	0	(Inactive)														
9/28	Chi	5	28	5.6	11	0	1	-1	-1.0	-1	0	4	11	2.8	4	0	0	0	--	--	0	13	49	3.8	11	1	1	4	4.0	4	0
10/8	at Dal	(Inactive)					4	32	8.0	18	0	1	1	1.0	1	0	0	0	--	--	0	19	125	6.6	22	1	1	2	2.0	2	0
10/15	at Min	10	28	2.8	7	0	0	0	--	--	0	0	0	--	--	0	0	0	--	--	0	13	41	3.2	9	0	0	0	--	--	0
10/22	NO	4	6	1.5	5	0	(Injured Reserve)					0	0	--	--	0	0	0	--	--	0	17	131	7.7	46t	1	0	0	--	--	0
11/6	Det	5	33	6.6	9	0	(Injured Reserve)					1	1	1.0	1t	1	1	1	1.0	1	0	5	12	2.4	4	0	0	0	--	--	0
11/12	at Chi	6	54	9.0	37t	1	(Injured Reserve)					20	67	3.4	7	0	4	8	2.0	6	0	3	12	3.0	6	0	2	3	1.5	2	0
11/19	Bal	(Inactive)					(Injured Reserve)					18	57	3.2	8	0	1	0	0.0	0	0	(Inactive)					0	0	--	--	0
11/26	at Pit	(Inactive)					(Injured Reserve)					21	66	3.1	12	1	0	0	--	--	0	(Inactive)					1	4	4.0	4	0
12/3	TB	(Injured Reserve)					(Injured Reserve)					21	113	5.4	25	1	0	0	--	--	0	1	20	20.0	20t	1	0	0	--	--	0
12/10	at Cle	(Injured Reserve)					(Injured Reserve)					15	49	3.3	12	1	0	0	--	--	0	4	-2	-0.5	1	0	0	0	--	--	0
12/17	at Car	(Injured Reserve)					6	43	7.2	12	0	10	30	3.0	9	0	0	0	--	--	0	3	47	15.7	23	0	0	0	--	--	0
12/23	Min																														
12/31	at Det																														
SEASON		71	273	3.8	37t	3	24	126	5.3	18	0	116	416	3.6	25	4	7	19	2.7	10	0	78	435	5.6	46t	4	5	13	2.6	4	0
CAREER		151	744	4.9	61	6	525	2670	5.1	35	25	116	416	3.6	25	4	57	354	6.2	67	0	78	435	5.6	46t	4	39	163	4.2	15	2

RUSHING		B.Hundley				
		No	Yds	Avg	Lg	TD
9/10	Sea	(Did Not Play)				
9/17	at Atl	(Did Not Play)				
9/24	Cin	(Did Not Play)				
9/28	Chi	0	0	--	--	0
10/8	at Dal	(Did Not Play)				
10/15	at Min	1	3	3.0	3	0
10/22	NO	3	44	14.7	22	1
11/6	Det	4	22	5.5	12	1
11/12	at Chi	2	16	8.0	17	0
11/19	Bal	3	19	6.3	12	0
11/26	at Pit	1	6	6.0	6	0
12/3	TB	7	66	9.4	18	0
12/10	at Cle	7	31	4.4	19	0
12/17	at Car	(Did Not Play)				
12/23	Min					
12/31	at Det					
SEASON		28	207	7.4	22	2
CAREER		31	205	6.6	22	2

ADDITIONAL REGULAR-SEASON RUSHING: T.Davis 2-13, J.Whitehead 1-7, D.Mays 3--1.

	PASSING A.Rodgers										B.Hundley								
	Att	Com	Pct	Yds	Sk/Yd	TD	Lg	Int	Rtng		Att	Com	Pct	Yds	Sk/Yd	TD	Lg	Int	Rtng
9/10	Sea	42	28	66.7	311	4/25	1	32t	1	86.5	(Did Not Play)								
9/17	at Atl	50	33	66.0	343	3/35	2	33t	1	90.7	(Did Not Play)								
9/24	Cin	42	28	66.7	313	6/33	3	72	1	102.6	(Did Not Play)								
9/28	Chi	26	18	69.2	179	2/10	4	58	0	128.0	1	1	100.0	0	0/0	0	0	0	79.2
10/8	at Dal	29	19	65.5	221	4/39	3	33	0	122.9	(Did Not Play)								
10/15	at Min	4	2	50.0	18	0/0	0	10	0	62.5	33	18	54.5	157	4/20	1	26	3	39.6
10/22	NO	(Injured Reserve)																	
11/6	Det	(Injured Reserve)																	
11/12	at Chi	(Injured Reserve)																	
11/19	Bal	(Injured Reserve)																	
11/26	at Pit	(Injured Reserve)																	
12/3	TB	(Injured Reserve)																	
12/10	at Cle	(Injured Reserve)																	
12/17	at Car	45	26	57.8	290	3/26	3	36	3	71.5	25	12	48.0	87	1/8	0	14	1	39.9
12/23	Min																		
12/31	at Det																		
SEASON		238	154	64.7	1675	22/168	16	72	6	97.2	252	161	63.9	1534	24/153	8	55t	8	78.0
CAREER		4895	3188	65.1	38502	363/2331	313	93t	78	103.8	262	163	62.2	1551	24/153	8	55t	9	74.5

INDIVIDUAL STATISTICS, OFFENSE

		RECEIVING R.Cobb					J.Nelson					D.Adams					T.Montgomery					M.Bennett					L.Kendricks				
		No	Yds	Avg	Lg	TD	No	Yds	Avg	Lg	TD	No	Yds	Avg	Lg	TD	No	Yds	Avg	Lg	TD	No	Yds	Avg	Lg	TD	No	Yds	Avg	Lg	TD
9/10	Sea	9	85	9.4	29	0	7	79	11.3	32t	1	3	47	15.7	21	0	4	39	9.8	20	0	3	43	14.3	26	0	2	18	9.0	9	0
9/17	at Atl	6	60	10.0	23	0	0	0	--	--	0	8	99	12.4	33t	1	6	75	12.5	23	1	5	47	9.4	18	0	0	0	--	--	0
9/24	Cin						6	52	8.7	23	2	3	60	20.0	41	0	8	15	1.9	5	0	3	12	4.0	6	0	2	52	26.0	51	1
9/28	Chi	4	44	11.0	26	1	4	75	18.8	58	2	2	13	6.5	8	1	0	0	--	--	0	6	39	6.5	26	0	1	0	0.0	0	0
10/8	at Dal	4	29	7.3	13	0	2	24	12.0	14	1	7	66	9.4	14	2						3	53	17.7	33	0	1	24	24.0	24	0
10/15	at Min	3	28	9.3	14	0	6	60	10.0	26	0	5	54	10.8	19	1	1	3	3.0	3	0	2	22	11.0	14	0	0	0	--	--	0
10/22	NO	2	15	7.5	14	0	1	13	13.0	13	0	2	12	6.0	8	0	1	9	9.0	9	0	2	17	8.5	12	0	0	0	--	--	0
11/6	Det	5	58	11.6	46	0	4	35	8.8	12	0	7	53	7.6	9	0	1	18	18.0	18	0					2	32	16.0	21	0	
11/12	at Chi	3	52	17.3	38	0	3	20	6.7	14	0	5	90	18.0	42	1	2	14	7.0	7	0					1	9	9.0	9	0	
11/19	Bal	3	34	11.3	18	0	2	24	12.0	17	0	8	126	15.8	33	0											1	5	5.0	5	0
11/26	at Pit	4	58	14.5	39t	1	3	11	3.7	7	0	5	82	16.4	55t	1											0	0	--	--	0
12/3	TB	0	0	--	--	0	5	17	3.4	6	0	4	42	10.5	14	0											1	11	11.0	11	0
12/10	at Cle	8	39	4.9	16	0	4	33	8.3	12	0	10	84	8.4	25t	2											2	11	5.5	6	0
12/17	at Car	7	84	12.0	33t	1	3	28	9.3	17	0	5	57	11.4	13t	1											1	5	5.0	5	0
12/23	Min																														
12/31	at Det																														
SEASON		58	586	10.1	46	3	50	471	9.4	58	6	74	885	12.0	55t	10	23	173	7.5	23	1	24	233	9.7	33	0	14	167	10.5	51	1
CAREER		424	5074	12.0	70t	38	547	7837	14.3	93t	69	237	2811	11.9	66t	25	82	657	8.0	31t	3	427	4520	10.6	58	30	218	2299	10.5	80t	18

		RECEIVING G.Allison					R.Rodgers					T.Davis					J.Williams					A.Ripkowski					A.Jones				
		No	Yds	Avg	Lg	TD	No	Yds	Avg	Lg	TD	No	Yds	Avg	Lg	TD	No	Yds	Avg	Lg	TD	No	Yds	Avg	Lg	TD	No	Yds	Avg	Lg	TD
9/10	Sea						0	0	--	--	0	0	0	--	--	0	0	0	--	--	0	0	0	--	--	0					
9/17	at Atl	3	24	8.0	13	0	2	22	11.0	14	0	1	9	9.0	9	0	1	5	5.0	5	0	1	2	2.0	2	0	0	0	--	--	0
9/24	Cin	6	122	20.3	72	0	0	0	--	--	0	0	0	--	--	0	0	0	--	--	0	0	0	--	--	0	0	0	--	--	0
9/28	Chi	0	0	--	--	0	0	0	--	--	0	0	0	--	--	0	1	2	2.0	2	0	1	6	6.0	6	0	0	0	--	--	0
10/8	at Dal	0	0	--	--	0	1	16	16.0	16	0	0	0	--	--	0	0	0	--	--	0	0	0	--	--	0	1	9	9.0	9	0
10/15	at Min	1	7	7.0	7	0	0	0	--	--	0	0	0	--	--	0	0	0	--	--	0	1	0	0.0	0	0	1	1	1.0	1	0
10/22	NO	1	14	14.0	14	0	0	0	--	--	0	0	0	--	--	0	0	0	--	--	0	0	0	--	--	0	3	7	2.3	4	0
11/6	Det	0	0	--	--	0	1	5	5.0	5	0	1	5	5.0	5	0	2	31	15.5	18	0	1	9	9.0	9	0	2	-1	-0.5	2	0
11/12	at Chi	0	0	--	--	0	1	8	8.0	8	0	0	0	--	--	0	1	7	7.0	7	0	1	12	12.0	12	0	1	0	0.0	0	0
11/19	Bal	0	0	--	--	0	1	3	3.0	3	0	0	0	--	--	0	4	38	9.5	16	0	1	6	6.0	6	0					
11/26	at Pit	0	0	--	--	0	1	25	25.0	25	0	0	0	--	--	0	4	69	17.3	54t	1	0	0	--	--	0					
12/3	TB	0	0	--	--	0	1	4	4.0	4	0	0	0	--	--	0	2	10	5.0	12	0	0	0	--	--	0	0	0	--	--	0
12/10	at Cle	4	29	7.3	9	0	0	0	--	--	0	0	0	--	--	0	7	69	9.9	30t	1	0	0	--	--	0	0	0	--	--	0
12/17	at Car	5	33	6.6	10	0	4	77	19.3	36	1	0	0	--	--	0	0	0	--	--	0	0	0	--	--	0	1	6	6.0	6	0
12/23	Min																														
12/31	at Det																														
SEASON		20	229	11.5	72	0	12	160	13.3	36	1	2	14	7.0	9	0	22	231	10.5	54t	2	6	35	5.8	12	0	9	22	2.4	9	0
CAREER		32	431	13.5	72	2	120	1166	9.7	61t	13	5	38	7.6	9t	1	22	231	10.5	54t	2	16	99	6.2	18	1	9	22	2.4	9	0

ADDITIONAL REGULAR-SEASON RECEIVING: J.Kerridge 1-3.

INDIVIDUAL STATISTICS, OFFENSE

RUSHING

		T.Montgomery										A.Rodgers										J.Williams																								
		First Half					Second Half/OT					First Half					Second Half/OT					First Half					Second Half/OT																			
		No	Yds	Avg	Lg	TD	No	Yds	Avg	Lg	TD	No	Yds	Avg	Lg	TD	No	Yds	Avg	Lg	TD	No	Yds	Avg	Lg	TD	No	Yds	Avg	Lg	TD	No	Yds	Avg	Lg	TD										
9/10	Sea	8	16	2.0	3	0	11	38	3.5	8	1	1	5	5.0	5	0	6	16	2.7	13	0	1	3	3.0	3	0	1	6	6.0	6	0	1	6	6.0	6	0	0	0	--	--	0	0	0	--	--	0
9/17	at Atl	6	14	2.3	7	1	4	21	5.3	7	0	1	-1	-1.0	-1	0	1	9	9.0	9	0	1	2	2.0	2	0	1	4	4.0	4	0	0	0	--	--	0	0	0	--	--	0					
9/24	Cin	4	10	2.5	7	0	8	25	3.1	8	0	1	9	9.0	9	0	3	14	4.6	13	0	1	6	6.0	6	0	0	0	--	--	0	0	0	--	--	0										
9/28	Chi	5	28	5.6	11	0	0	0	--	--	0	1	-1	-1.0	-1	0	0	0	--	--	0	4	11	2.8	4	0	0	0	--	--	0	0	0	--	--	0										
10/8	at Dal	(Inactive)										0	0	--	--	0	4	32	8.0	18	0	0	0	--	--	0	1	1	1.0	1	0	0	0	--	--	0										
10/15	at Min	6	13	2.2	7	0	4	15	3.8	6	0	0	0	--	--	0	0	0	--	--	0	0	0	--	--	0	0	0	--	--	0	0	0	--	--	0										
10/22	NO	3	6	2.0	5	0	1	0	0.0	0	0	(Injured Reserve)										0	0	--	--	0	0	0	--	--	0															
11/6	Det	2	17	8.5	9	0	3	16	5.3	8	0	(Injured Reserve)										0	0	--	--	0	1	1	1.0	1t	1															
11/12	at Chi	6	54	9.0	37t	1	0	0	--	--	0	(Injured Reserve)										0	0	--	--	0	20	67	3.4	7	0															
11/19	Bal	(Inactive)										(Injured Reserve)										9	34	3.8	8	0	9	23	2.6	7	0															
11/26	at Pit	(Inactive)										(Injured Reserve)										9	31	3.4	12	0	12	35	2.9	9	1															
12/3	TB	(Injured Reserve)										(Injured Reserve)										11	66	6.0	25	1	10	47	4.7	9	0															
12/10	at Cle	(Injured Reserve)										(Injured Reserve)										5	15	3.0	6	0	10	34	3.4	12	1															
12/17	at Car	(Injured Reserve)										3	16	5.3	8	0	3	27	9.0	12	0	6	19	3.3	9	0	4	11	2.8	8	0															
12/23	Min																																													
12/31	at Det																																													
SEASON		40	158	3.8	37t	2	31	115	3.7	8	1	7	28	4.0	9	0	17	98	5.8	18	0	47	187	4.0	25	1	69	229	3.3	12	3															

RUSHING

		R.Cobb										A.Jones										A.Ripkowski														
		First Half					Second Half/OT					First Half					Second Half/OT					First Half					Second Half/OT									
		No	Yds	Avg	Lg	TD	No	Yds	Avg	Lg	TD	No	Yds	Avg	Lg	TD	No	Yds	Avg	Lg	TD	No	Yds	Avg	Lg	TD	No	Yds	Avg	Lg	TD	No	Yds	Avg	Lg	TD
9/10	Sea	0	0	--	--	0	0	0	--	--	0	(Inactive)										0	0	--	--	0	0	0	--	--	0	0	0	--	--	0
9/17	at Atl	1	10	10.0	10	0	0	0	--	--	0	0	0	--	--	0	0	0	--	--	0	0	0	--	--	0	0	0	--	--	0	0	0	--	--	0
9/24	Cin	(Inactive)										0	0	--	--	0	0	0	--	--	0	0	0	--	--	0	0	0	--	--	0	0	0	--	--	0
9/28	Chi	0	0	--	--	0	0	0	--	--	0	4	12	3.0	6	1	9	37	4.1	11	0	0	0	--	--	0	1	4	4.0	4	0					
10/8	at Dal	0	0	--	--	0	0	0	--	--	0	7	33	4.7	13	1	12	92	7.7	22	0	1	2	2.0	2	0	0	0	--	--	0					
10/15	at Min	0	0	--	--	0	0	0	--	--	0	6	17	2.8	5	0	7	24	3.4	9	0	0	0	--	--	0	0	0	--	--	0					
10/22	NO	0	0	--	--	0	0	0	--	--	0	10	97	9.7	46t	1	7	34	4.9	21	0	0	0	--	--	0	0	0	--	--	0					
11/6	Det	1	1	1.0	1	0	0	0	--	--	0	4	9	2.3	4	0	1	3	3.0	3	0	0	0	--	--	0	0	0	--	--	0					
11/12	at Chi	1	-1	-1.0	-1	0	3	9	3.0	6	0	3	12	4.0	6	0	0	0	--	--	0	0	0	--	--	0	2	3	1.5	2	0					
11/19	Bal	1	0	0.0	0	0	0	0	--	--	0	(Inactive)										0	0	--	--	0	0	0	--	--	0					
11/26	at Pit	0	0	--	--	0	0	0	--	--	0	(Inactive)										1	4	4.0	4	0	0	0	--	--	0					
12/3	TB	0	0	--	--	0	0	0	--	--	0	0	0	--	--	0	1	20	20.0	20t	1	0	0	--	--	0	0	0	--	--	0					
12/10	at Cle	0	0	--	--	0	0	0	--	--	0	4	-2	-0.5	1	0	0	0	--	--	0	0	0	--	--	0	0	0	--	--	0					
12/17	at Car	0	0	--	--	0	0	0	--	--	0	2	43	21.5	23	0	1	4	4.0	4	0	0	0	--	--	0	0	0	--	--	0					
12/23	Min																																			
12/31	at Det																																			
SEASON		4	10	2.5	10	0	3	9	3.0	6	0	40	221	5.5	46t	3	38	214	5.6	22	1	2	6	3.0	2	0	3	7	2.3	4	0					

RUSHING

		B.Hundley									
		First Half					Second Half/OT				
		No	Yds	Avg	Lg	TD	No	Yds	Avg	Lg	TD
9/10	Sea	(Did Not Play)									
9/17	at Atl	(Did Not Play)									
9/24	Cin	(Did Not Play)									
9/28	Chi	0	0	--	--	0	0	0	--	--	0
10/8	at Dal	(Did Not Play)									
10/15	at Min	1	3	3.0	3	0	0	0	--	--	0
10/22	NO	2	36	18.0	22	1	1	8	8.0	8	0
11/6	Det	3	21	7.0	12	0	1	1	1.0	1	0
11/12	at Chi	0	0	--	--	0	2	16	8.0	17	0
11/19	Bal	2	7	3.5	4	0	1	12	12.0	12	0
11/26	at Pit	1	6	6.0	6	0	0	0	--	--	0
12/3	TB	4	27	6.8	14	0	3	39	13.0	18	0
12/10	at Cle	2	2	1.0	3	0	5	29	5.8	19	0
12/17	at Car	(Did Not Play)									
12/23	Min										
12/31	at Det										
SEASON		15	102	6.8	22	1	13	105	8.1	19	0

INDIVIDUAL STATISTICS, OFFENSE

PASSING

A.Rodgers

		First Half										Second Half/OT									
		Att	Com	Pct	Yds	Sk/Yd	TD	Lg	Int	Rtng		Att	Com	Pct	Yds	Sk/Yd	TD	Lg	Int	Rtng	
9/10	Sea	22	14	63.6	153	4/25	0	29	1	65.2		20	14	70.0	158	0/0	1	32t	0	110.0	
9/17	at Atl	18	10	55.5	85	1/8	0	23	1	44.9		32	23	71.9	258	2/27	2	33t	0	116.4	
9/24	Cin	15	9	60.0	73	5/20	1	41	1	66.8		27	19	70.4	240	1/13	2	72	0	122.5	
9/28	Chi	15	9	60.0	119	2/10	2	58	0	124.7		11	9	81.8	60	0/0	2	26	0	129.0	
10/8	at Dal	13	11	84.6	107	3/23	1	24	0	126.6		16	8	50.0	114	1/16	2	33	0	113.0	
10/15	at Min	4	2	50.0	18	0/0	0	10	0	62.5		0	0	--	0	--	0	--	0	--	
10/22	NO					(Injured Reserve)										(Injured Reserve)					
11/6	Det					(Injured Reserve)										(Injured Reserve)					
11/12	at Chi					(Injured Reserve)										(Injured Reserve)					
11/19	Bal					(Injured Reserve)										(Injured Reserve)					
11/26	at Pit					(Injured Reserve)										(Injured Reserve)					
12/3	TB					(Injured Reserve)										(Injured Reserve)					
12/10	at Cle					(Injured Reserve)										(Injured Reserve)					
12/17	at Car	17	10	58.8	128	0/0	2	33t	1	97.2		28	16	57.1	162	3/26	1	36	2	56.0	
12/23	Min																				
12/31	at Det																				
SEASON		104	65	62.5	683	15/86	6	58	4	84.7		134	89	66.4	992	7/82	10	72	2	106.9	

PASSING

B.Hundley

		First Half										Second Half/OT									
		Att	Com	Pct	Yds	Sk/Yd	TD	Lg	Int	Rtng		Att	Com	Pct	Yds	Sk/Yd	TD	Lg	Int	Rtng	
9/10	Sea					(Did Not Play)										(Did Not Play)					
9/17	at Atl					(Did Not Play)										(Did Not Play)					
9/24	Cin					(Did Not Play)										(Did Not Play)					
9/28	Chi	0	0	--	0	--	0	--	0	--		1	1	100.0	0	0/0	0	0	0	79.2	
10/8	at Dal					(Did Not Play)										(Did Not Play)					
10/15	at Min	8	4	50.0	43	2/13	1	26	1	66.1		25	14	56.0	114	2/7	0	19	2	34.4	
10/22	NO	15	7	46.7	56	0/0	0	14	0	56.5		10	5	50.0	31	1/8	0	13	1	17.1	
11/6	Det	18	13	72.2	80	2/4	0	18	0	80.0		20	13	65.0	165	1/8	0	46	0	90.6	
11/12	at Chi	12	8	66.7	86	2/22	0	38	0	87.5		13	10	76.9	126	1/8	1	42	0	132.2	
11/19	Bal	16	9	56.3	115	2/25	0	33	2	39.3		20	12	60.0	124	4/24	0	25	1	57.1	
11/26	at Pit	9	7	77.8	108	0/0	2	54t	0	156.2		17	10	58.8	137	4/18	1	55t	0	104.3	
12/3	TB	9	6	66.7	48	0/0	0	13	1	40.3		13	7	53.8	36	2/7	0	14	0	59.5	
12/10	at Cle	13	8	61.5	80	1/9	1	30t	0	104.6		33	27	81.8	185	0/0	2	25t	0	110.2	
12/17	at Car					(Did Not Play)										(Did Not Play)					
12/23	Min																				
12/31	at Det																				
SEASON		100	62	62.0	616	9/73	4	54t	4	76.1		152	99	65.1	918	15/80	4	55t	4	79.3	

INDIVIDUAL STATISTICS, OFFENSE

RECEIVING R.Cobb

		First Half					Second Half/OT					D.Adams					J.Nelson														
		No	Yds	Avg	Lg	TD	No	Yds	Avg	Lg	TD	No	Yds	Avg	Lg	TD	No	Yds	Avg	Lg	TD	No	Yds	Avg	Lg	TD					
		9/10	Sea	5	56	11.2	29	0	4	29	7.3	10	0	3	47	15.7	21	0	0	0	--	--	0	3	24	8.0	13	0	4	55	13.8
9/17	at Atl	2	22	11.0	17	0	4	38	9.5	18	0	3	18	6.0	9	0	5	81	16.2	33t	1	0	0	--	--	0	0	0	--	--	0
9/24	Cin	(Inactive)																													
9/28	Chi	3	18	6.0	12	1	1	26	26.0	26	0	2	51	25.5	41	0	1	9	9.0	9	0	1	9	9.0	9	0	5	43	8.6	23	2
10/8	at Dal	4	29	7.3	13	0	0	0	--	--	0	1	5	5.0	5t	1	1	8	8.0	8	0	1	58	58.0	58	0	3	17	5.7	8t	2
10/15	at Min	0	0	--	--	0	3	28	9.3	14	0	1	14	14.0	14t	1	4	40	10.0	19	0	3	36	12.0	26	0	3	24	8.0	11	0
10/22	NO	1	14	14.0	14	0	1	1	1.0	1	0	0	0	--	--	0	2	12	6.0	8	0	0	0	--	--	0	1	13	13.0	13	0
11/6	Det	1	-3	-3.0	-3	0	4	61	15.3	46	0	4	29	7.3	9	0	3	24	8.0	9	0	3	23	7.7	8	0	1	12	12.0	12	0
11/12	at Chi	2	46	23.0	38	0	1	6	6.0	6	0	1	8	8.0	8	0	4	82	20.5	42	1	2	18	9.0	14	0	1	2	2.0	2	0
11/19	Bal	0	0	--	--	0	3	34	11.3	18	0	4	64	16.0	33	0	4	62	15.5	25	0	2	24	12.0	17	0	0	0	--	--	0
11/26	at Pit	2	40	20.0	39t	1	2	18	9.0	12	0	2	7	3.5	5	0	3	75	25.0	55t	1	1	2	2.0	2	0	2	9	4.5	7	0
12/3	TB	0	0	--	--	0	0	0	--	--	0	3	28	9.3	13	0	1	14	14.0	14	0	1	5	5.0	5	0	4	12	3.0	6	0
12/10	at Cle	5	29	5.8	16	0	3	10	3.3	5	0	0	0	--	--	0	10	84	8.4	25t	2	1	12	12.0	12	0	3	21	7.0	9	0
12/17	at Car	3	57	19.0	33t	1	4	27	6.8	12	0	5	57	11.4	13	1	0	0	--	--	0	0	0	--	--	0	3	28	9.3	17	0
12/23	Min	(Inactive)																													
12/31	at Det	(Inactive)																													
SEASON		28	308	11.0	39t	3	30	278	9.3	46	0	33	357	10.8	41	4	41	528	12.9	55t	6	18	211	11.7	58	0	32	260	8.1	32t	6

RECEIVING M.Bennett

		First Half					Second Half/OT					L.Kendricks					T.Montgomery														
		No	Yds	Avg	Lg	TD	No	Yds	Avg	Lg	TD	No	Yds	Avg	Lg	TD	No	Yds	Avg	Lg	TD	No	Yds	Avg	Lg	TD					
		9/10	Sea	1	12	12.0	12	0	2	31	15.5	26	0	1	9	9.0	9	0	1	9	9.0	9	0	1	5	5.0	5	0	3	34	11.3
9/17	at Atl	0	0	--	--	0	5	47	9.4	18	0	0	0	--	--	0	0	0	--	--	0	2	21	10.5	23	0	4	54	13.5	23	1
9/24	Cin	1	1	1.0	1	0	2	11	5.5	6	0	1	1	1.0	1t	1	1	51	51.0	51	0	3	1	0.3	4	0	5	14	2.8	5	0
9/28	Chi	2	30	15.0	26	0	4	9	2.3	7	0	0	0	--	--	0	1	0	0.0	0	0	0	0	--	--	0	0	0	--	--	0
10/8	at Dal	0	0	--	--	0	3	53	17.7	33	0	1	24	24.0	24	0	0	0	--	--	0	(Inactive)									
10/15	at Min	1	8	8.0	8	0	1	14	14.0	14	0	0	0	--	--	0	0	0	--	--	0	1	3	3.0	3	0	0	0	--	--	0
10/22	NO	1	12	12.0	12	0	1	5	5.0	5	0	0	0	--	--	0	0	0	--	--	0	1	9	9.0	9	0	0	0	--	--	0
11/6	Det	(Inactive)																													
11/12	at Chi	(Not With Team)					(Not With Team)					(Not With Team)					(Not With Team)														
11/19	Bal	(Not With Team)					(Not With Team)					(Not With Team)					(Not With Team)														
11/26	at Pit	(Not With Team)					(Not With Team)					(Not With Team)					(Not With Team)														
12/3	TB	(Not With Team)					(Not With Team)					(Not With Team)					(Not With Team)														
12/10	at Cle	(Not With Team)					(Not With Team)					(Not With Team)					(Not With Team)														
12/17	at Car	(Not With Team)					(Not With Team)					(Not With Team)					(Not With Team)														
12/23	Min	(Injured Reserve)																													
12/31	at Det	(Injured Reserve)																													
SEASON		6	63	10.5	26	0	18	170	9.4	33	0	4	45	11.3	24	1	10	122	12.2	51	0	11	71	6.5	23	0	12	102	8.5	23	1

RECEIVING R.Rodgers

		First Half					Second Half/OT					G.Allison					A.Ripkowski															
		No	Yds	Avg	Lg	TD	No	Yds	Avg	Lg	TD	No	Yds	Avg	Lg	TD	No	Yds	Avg	Lg	TD	No	Yds	Avg	Lg	TD						
		9/10	Sea	0	0	--	--	0	0	0	--	--	0	(Reserve/Suspended)																		
9/17	at Atl	1	14	14.0	14	0	1	8	8.0	8	0	1	8	8.0	8	0	2	16	8.0	13	0	1	0	0	--	--	0	0	0	--	--	0
9/24	Cin	0	0	--	--	0	0	0	--	--	0	1	10	10.0	10	0	5	112	22.4	72	0	0	0	--	--	0	0	0	--	--	0	
9/28	Chi	0	0	--	--	0	0	0	--	--	0	0	0	--	--	0	0	0	--	--	0	1	6	6.0	6	0	0	0	--	--	0	
10/8	at Dal	1	16	16.0	16	0	0	0	--	--	0	0	0	--	--	0	0	0	--	--	0	0	0	--	--	0	0	0	--	--	0	
10/15	at Min	0	0	--	--	0	0	0	--	--	0	0	0	--	--	0	1	7	7.0	7	0	0	0	--	--	0	1	0	0.0	0	0	
10/22	NO	0	0	--	--	0	0	0	--	--	0	1	14	14.0	14	0	0	0	--	--	0	0	0	--	--	0	0	0	--	--	0	
11/6	Det	0	0	--	--	0	1	5	5.0	5	0	0	0	--	--	0	0	0	--	--	0	1	9	9.0	9	0	0	0	--	--	0	
11/12	at Chi	0	0	--	--	0	1	8	8.0	8	0	0	0	--	--	0	0	0	--	--	0	0	0	--	--	0	1	12	12.0	12	0	
11/19	Bal	0	0	--	--	0	1	3	3.0	3	0	0	0	--	--	0	0	0	--	--	0	1	6	6.0	6	0	0	0	--	--	0	
11/26	at Pit	0	0	--	--	0	1	25	25.0	25	0	0	0	--	--	0	0	0	--	--	0	0	0	--	--	0	0	0	--	--	0	
12/3	TB	1	4	4.0	4	0	0	0	--	--	0	0	0	--	--	0	0	0	--	--	0	0	0	--	--	0	0	0	--	--	0	
12/10	at Cle	0	0	--	--	0	0	0	--	--	0	0	0	--	--	0	4	29	7.3	9	0	0	0	--	--	0	0	0	--	--	0	
12/17	at Car	1	9	9.0	9	0	3	68	22.7	36	1	1	5	5.0	5	0	4	28	7.0	10	0	0	0	--	--	0	0	0	--	--	0	
12/23	Min	(Inactive)																														
12/31	at Det	(Inactive)																														
SEASON		4	43	10.8	16	0	8	117	14.6	36	1	4	37	9.3	14	0	16	192	12.0	72	0	4	23	5.8	9	0	2	12	6.0	12	0	

INDIVIDUAL STATISTICS, OFFENSE

RECEIVING J.Williams

T.Davis

A.Jones

		First Half					Second Half/OT					First Half					Second Half/OT					First Half					Second Half/OT										
		No	Yds	Avg	Lg	TD	No	Yds	Avg	Lg	TD	No	Yds	Avg	Lg	TD	No	Yds	Avg	Lg	TD	No	Yds	Avg	Lg	TD	No	Yds	Avg	Lg	TD	No	Yds	Avg	Lg	TD	
9/10	Sea	0	0	--	--	0	0	0	--	--	0	0	0	--	--	0	0	0	--	--	0	(Inactive)															
9/17	at Atl	0	0	--	--	0	1	5	5.0	5	0	0	0	--	--	0	1	9	9.0	9	0	0	0	--	--	0	0	0	--	--	0	0	0	--	--	0	
9/24	Cin	0	0	--	--	0	0	0	--	--	0	0	0	--	--	0	0	0	--	--	0	0	0	--	--	0	0	0	--	--	0	0	0	--	--	0	
9/28	Chi	1	2	2.0	2	0	0	0	--	--	0	0	0	--	--	0	0	0	--	--	0	0	0	--	--	0	0	0	--	--	0	0	0	--	--	0	
10/8	at Dal	0	0	--	--	0	0	0	--	--	0	0	0	--	--	0	0	0	--	--	0	1	9	9.0	9	0	0	0	--	--	0	0	0	--	--	0	
10/15	at Min	0	0	--	--	0	0	0	--	--	0	0	0	--	--	0	0	0	--	--	0	0	0	--	--	0	0	1	1	1.0	1	0	0	0	--	--	0
10/22	NO	0	0	--	--	0	0	0	--	--	0	0	0	--	--	0	0	0	--	--	0	3	7	2.3	4	0	0	0	--	--	0	0	0	--	--	0	
11/6	Det	0	0	--	--	0	2	31	15.5	18	0	1	5	5.0	5	0	0	0	--	--	0	2	-1	-0.5	2	0	0	0	--	--	0	0	0	--	--	0	
11/12	at Chi	0	0	--	--	0	1	7	7.0	7	0	0	0	--	--	0	0	0	--	--	0	1	0	0.0	0	0	0	0	0	0	0	0	0	--	--	0	
11/19	Bal	2	21	10.5	16	0	2	17	8.5	14	0	0	0	--	--	0	0	0	--	--	0	(Inactive)															
11/26	at Pit	2	59	29.5	54t	1	2	10	5.0	7	0	0	0	--	--	0	0	0	--	--	0	(Inactive)															
12/3	TB	0	0	--	--	0	2	10	5.0	12	0	0	0	--	--	0	0	0	--	--	0	0	0	--	--	0	0	0	--	--	0	0	0	--	--	0	
12/10	at Cle	2	39	19.5	30t	1	5	30	6.0	9	0	0	0	--	--	0	0	0	--	--	0	0	0	--	--	0	0	0	--	--	0	0	0	--	--	0	
12/17	at Car	0	0	--	--	0	0	0	--	--	0	0	0	--	--	0	0	0	--	--	0	0	0	--	--	0	0	0	--	--	0	1	6	6.0	6	0	
12/23	Min																																				
12/31	at Det																																				
SEASON		7	121	17.3	54t	2	15	110	7.3	18	0	1	5	5.0	5	0	1	9	9.0	9	0	7	15	2.1	9	0	2	7	3.5	6	0	0	0	0	0		

INDIVIDUAL STATISTICS, DEFENSE

		M.Adams					K.Brice					A.Brooks					M.Burnett					K.Clark					H.Clinton-Dix				
		UT	A	Sk	Int	PD	UT	A	Sk	Int	PD	UT	A	Sk	Int	PD	UT	A	Sk	Int	PD	UT	A	Sk	Int	PD	UT	A	Sk	Int	PD
9/10	Sea			(Inactive)			2	0	0-0	0	1	0	0	0-0	0	0	3	2	0-0	0	3	1	3	0-0	0	1	4	0	0-0	0	1
9/17	at Atl			(Inactive)			4	0	0-0	0	0			(Inactive)			4	0	0-0	0	1	2	1	0-0	0	0	5	1	0-0	0	0
9/24	Cin	0	0	0-0	0	0			(Inactive)			2	0	1-7	0	0	2	1	0-0	0	0	3	3	0-0	0	0	3	0	0-0	0	0
9/28	Chi			(Inactive)			3	1	0-0	1	1	1	0	0-0	0	0	9	1	0-0	0	0	1	2	0-0	0	0	8	0	0-0	1	1
10/8	at Dal			(Inactive)			2	0	0-0	0	1	1	1	0-0	0	0	5	1	0-0	0	1	2	2	0-0	0	0	4	1	0-0	0	0
10/15	at Min			(Inactive)			3	1	0-0	0	1			(Inactive)					(Inactive)			5	5	0-0	0	0	4	0	0-0	0	2
10/22	NO			(Inactive)			7	1	0-0	0	0			(Inactive)					(Inactive)			2	6	0-0	0	0	5	3	0-0	0	1
11/6	Det	0	0	0-0	0	0			(Injured Reserve)					(Inactive)			5	0	0-0	0	0	2	3	0-0	0	0	3	1	0-0	0	0
11/12	at Chi	0	2	0-0	0	0			(Injured Reserve)			0	0	0-0	0	1			(Inactive)			1	2	0-0	0	0	3	0	0-0	0	0
11/19	Bal			(Inactive)					(Injured Reserve)			2	1	0.5-3	0	0			(Inactive)			2	1	0-0	0	0	5	0	0-0	1	2
11/26	at Pit	0	1	0-0	0	0			(Injured Reserve)			1	0	0-0	0	1	7	1	0-0	0	0			(Inactive)			4	2	0-0	0	0
12/3	TB			(Inactive)					(Injured Reserve)			0	0	0-0	0	0	5	2	0-0	0	1	3	4	1.5-9.5	0	0	6	6	0-0	0	0
12/10	at Cle	1	0	0-0	0	0			(Injured Reserve)			1	0	0-0	0	0	4	0	0-0	0	1	3	1	0-0	0	0	7	0	0-0	1	1
12/17	at Car			(Inactive)					(Injured Reserve)			4	1	0-0	0	0	5	2	0-0	0	0	2	6	1-6	0	0	4	1	0-0	0	0
12/23	Min																														
12/31	at Det																														
SEASON		1	3	0-0	0	0	21	3	0-0	1	4	12	3	1.5-10	0	2	49	10	0-0	0	7	29	392.5-15.5	0	1	65	15	0-0	3	8	
CAREER		1	3	0-0	0	0	32	3	0-0	1	5	357	151	55-348.5	3	32	550	163	7.5-67	9	69	41	572.5-15.5	0	3	307	69	4.5-17	11	32	

		M.Daniels					Q.Dial					M.Evans					K.Fackrell					L.Gunter					J.Hawkins				
		UT	A	Sk	Int	PD	UT	A	Sk	Int	PD	UT	A	Sk	Int	PD	UT	A	Sk	Int	PD	UT	A	Sk	Int	PD	UT	A	Sk	Int	PD
9/10	Sea	7	2	1.5-12	0	0			(Inactive)			0	0	0-0	0	0	0	0	0-0	0	0	0	0	0-0	0	0			(Inactive)		
9/17	at Atl	0	0	0-0	0	0	3	0	0-0	0	0	0	0	0-0	0	0	0	0	0-0	0	0			(Not With Team)			0	0	0-0	0	0
9/24	Cin			(Inactive)			1	2	0-0	0	0	5	0	0-0	0	0	0	2	0-0	0	0			(Not With Team)			0	0	0-0	0	0
9/28	Chi			(Inactive)			4	1	0-0	0	0	0	0	0-0	0	0	1	0	0-0	0	0			(Not With Team)			5	2	0-0	0	3
10/8	at Dal	3	3	0-0	0	0	0	1	0-0	0	0	0	0	0-0	0	0	0	0	0-0	0	0			(Not With Team)			2	0	0-0	0	1
10/15	at Min	2	4	0-0	0	0	0	3	0-0	0	0	1	0	0-0	0	0	1	0	0-0	0	0			(Not With Team)			8	1	0-0	0	0
10/22	NO	3	0	0-0	0	0	2	1	0-0	0	0	1	1	0-0	0	0	2	1	0-0	0	0			(Not With Team)			0	0	0-0	0	0
11/6	Det	2	3	0-0	0	0			(Inactive)			2	0	0-0	0	0	2	0	0-0	0	0			(Not With Team)			1	0	0-0	0	0
11/12	at Chi	5	0	1-6	0	0			(Inactive)			1	0	0-0	0	1	1	1	0-0	0	0			(Not With Team)			0	0	0-0	0	0
11/19	Bal	1	4	0-0	0	0	2	2	0-0	0	0	2	0	0-0	0	0	5	2	1-8	0	0			(Not With Team)			0	0	0-0	0	0
11/26	at Pit	8	1	1-10	0	0	1	3	0-0	0	0	0	0	0-0	0	0	2	0	0-0	0	0			(Not With Team)			3	1	0-0	0	0
12/3	TB	3	5	0.5-4	0	0	1	2	0-0	0	0	0	0	0-0	0	0	2	1	0-0	0	0			(Not With Team)			3	0	0-0	0	2
12/10	at Cle	4	3	0-0	0	0	0	0	0-0	0	0	0	0	0-0	0	0	2	1	1-0	0	0			(Not With Team)			2	0	0-0	0	0
12/17	at Car	1	3	0-0	0	0	0	0	0-0	0	0	1	0	0-0	0	0	0	0	0-0	0	0			(Not With Team)			2	3	0-0	0	0
12/23	Min																														
12/31	at Det																														
SEASON		39	28	4-32	0	0	14	15	0-0	0	0	13	1	0-0	0	1	18	9	2-8	0	0	0	0	0	0	0	0	0	0	0	6
CAREER		183	119	26-194.5	1	4	118	82	4.5-21.5	0	4	13	1	0-0	0	1	27	9	4-23	0	1	49	9	0-0	0	15	26	7	0-0	0	7

		D.House					R.Jean Francois					J.Jones					K.King					D.Lowry					B.Martinez					
		UT	A	Sk	Int	PD	UT	A	Sk	Int	PD	UT	A	Sk	Int	PD	UT	A	Sk	Int	PD	UT	A	Sk	Int	PD	UT	A	Sk	Int	PD	
9/10	Sea	1	1	0-0	0	0	0	0	0-0	0	0	0	0	0-0	0	0	0	1	0-0	0	1	0	0	0-0	0	0	0	3	2	0-0	0	0
9/17	at Atl	3	0	0-0	0	0			(Not With Team)			2	1	0-0	0	0	2	1	0-0	0	2	0	3	0-0	0	0	5	0	1-8	0	0	
9/24	Cin			(Inactive)			0	0	0-0	0	0	10	1	2-14	0	0	6	1	0-0	0	0	2	0	0-0	0	1	6	6	0-0	0	0	
9/28	Chi			(Inactive)			0	1	0-0	0	0	5	0	0-0	0	0	2	0	0-0	0	0	0	1	0-0	0	0	5	3	0-0	0	0	
10/8	at Dal	2	2	0-0	0	1	0	1	0-0	0	0	3	0	0-0	0	0	2	0	0-0	0	0	1	1	0-0	0	0	10	3	0-0	0	1	
10/15	at Min			(Inactive)			1	0	0-0	0	0	1	0	0-0	0	1			(Inactive)			1	1	0-0	0	0	12	2	0-0	0	3	
10/22	NO	7	1	0-0	1	2	0	0	0-0	0	0	4	0	0-0	0	0	2	4	0-0	0	0	1	0	0-0	0	0	13	2	0-0	0	0	
11/6	Det	9	0	0-0	0	0			(Not With Team)			8	0	0-0	0	0	3	1	0-0	0	2	2	0	0.5-4	0	0	8	4	0-0	0	0	
11/12	at Chi	8	1	1-8	0	1			(Not With Team)			5	0	0-0	0	0	2	0	0-0	0	2	0	1	0-0	0	0	2	1	0-0	0	1	
11/19	Bal	2	1	0-0	0	0			(Not With Team)			8	0	0-0	0	1			(Inactive)			3	0	0.5-3	0	0	4	5	0-0	0	0	
11/26	at Pit	2	0	0-0	0	2			(Not With Team)			3</																				

INDIVIDUAL STATISTICS, DEFENSE

	C.Matthews						C.Odom					N.Perry					L.Pipkins					D.Randall					Q.Rollins								
	UT	A	Sk	Int	PD		UT	A	Sk	Int	PD		UT	A	Sk	Int	PD		UT	A	Sk	Int	PD		UT	A	Sk	Int	PD		UT	A	Sk	Int	PD
9/10	Sea	2	0	0-0	0	0	0	0	0-0	0	0	0	3	4	1.5-11	0	1	(Inactive)	7	0	0-0	0	1	6	3	0-0	0	1							
9/17	at Atl	5	0	1.5-15.5	0	0	(Did Not Play)					3	1	0-0	0	0	(Inactive)	2	1	0-0	0	0	3	0	0-0	0	0								
9/24	Cin	3	0	0-0	0	0	1	1	0-0	0	0	(Inactive)	0	0	0-0	0	0	4	1	0-0	0	0	0	0	0-0	0	0								
9/28	Chi	3	0	1-13	0	0	0	0	0-0	0	0	3	1	0-0	0	0	(Inactive)	5	0	0-0	0	0	0	0	0-0	0	0								
10/8	at Dal	5	1	0-0	0	1	(Inactive)					2	1	1-6	0	0	(Inactive)	1	2	0-0	1	2	4	1	0-0	0	0								
10/15	at Min	2	0	0-0	0	0	0	0	0-0	0	0	1	2	0-0	0	0	4	4	0-0	0	0	4	1	0-0	1	1	0	1							
10/22	NO	3	3	0-0	0	0	1	2	0-0	0	0	2	1	1-7	0	0	0	0	0-0	0	0	2	0	0-0	1	1	(Injured Reserve)								
11/6	Det	1	3	0-0	0	0	1	2	0-0	0	0	3	0	0.5-4	0	0	0	0	0-0	0	0	4	0	0-0	0	1	(Injured Reserve)								
11/12	at Chi	1	3	0-0	0	1	(Inactive)					6	0	3-15	0	0	0	0	0-0	0	0	3	0	0-0	0	0	(Injured Reserve)								
11/19	Bal	1	0	1-8	0	0	(Inactive)					0	1	0-0	0	0	0	0	0-0	0	0	2	2	0-0	0	0	(Injured Reserve)								
11/26	at Pit	(Inactive)					(Did Not Play)					0	2	0-0	0	0	0	0	0-0	0	0	5	2	0-0	1	3	(Injured Reserve)								
12/3	TB	2	3	3-11.5	0	0	(Inactive)					5	3	0-0	0	0	0	0	0-0	0	0	3	1	0-0	0	1	(Injured Reserve)								
12/10	at Cle	2	2	1-5	0	0	(Inactive)					(Inactive)					0	0	0-0	0	0	2	1	0-0	0	2	(Injured Reserve)								
12/17	at Car	0	4	0-0	0	1	(Inactive)					0	0	0-0	0	0	1	0	0-0	0	0	4	0	0-0	0	1	(Injured Reserve)								
12/23	Min																																		
12/31	at Det																																		
SEASON		30	19	7.5-53	0	3	3	5	0-0	0	0	28	16	7-43	0	1	4	4	0-0	0	0	48	11	0-0	4	13	13	5	0-0	0	2				
CAREER		379	167	80-496	6	41	3	5	0-0	0	0	155	79	30.5-219	1	9	4	4	0-0	0	0	130	25	0-0	10	38	73	21	1-11	3	13				

	J.Ryan						J.Thomas					V.Biegel					J.Whitehead										
	UT	A	Sk	Int	PD		UT	A	Sk	Int	PD		UT	A	Sk	Int	PD		UT	A	Sk	Int	PD				
9/10	Sea	1	1	0-0	0	0	0	0	0-0	0	0	(Reserve/PUP)					(Practice Squad)										
9/17	at Atl	5	0	0-0	0	0	2	0	0.5-5.5	0	0	(Reserve/PUP)					(Practice Squad)										
9/24	Cin	(Inactive)					0	0	0-0	0	0	(Reserve/PUP)					(Practice Squad)										
9/28	Chi	2	3	0-0	0	1	0	0	0-0	0	1	(Reserve/PUP)					(Practice Squad)										
10/8	at Dal	7	2	0-0	0	0	(Inactive)					(Reserve/PUP)					(Practice Squad)										
10/15	at Min	5	4	0-0	0	0	(Inactive)					(Reserve/PUP)					(Practice Squad)										
10/22	NO	1	1	0-0	0	0	(Inactive)					(Reserve/PUP)				0	0	0-0	0	0							
11/6	Det	2	0	0-0	0	0	(Inactive)					1	2	0-0	0	0	0	0	0-0	0	0						
11/12	at Chi	4	1	0-0	0	0	0	0	0-0	0	0	0	1	0-0	0	0	1	0	0-0	0	0						
11/19	Bal	8	0	0-0	0	0	0	0	0-0	0	0	2	1	0-0	0	0	0	1	0-0	0	0						
11/26	at Pit	5	2	0-0	0	0	0	0	0-0	0	0	1	0	0-0	0	0	0	0	0-0	0	0						
12/3	TB	9	1	1-1	0	0	1	0	0-0	0	0	0	0	0-0	0	0	1	1	0-0	0	0						
12/10	at Cle	4	2	0-0	0	0	0	0	0-0	0	0	2	0	0-0	0	0	1	0	0-0	0	0						
12/17	at Car	0	0	0-0	0	0	3	5	0-0	0	0	0	1	0-0	0	0	0	1	0-0	0	0						
12/23	Min																										
12/31	at Det																										
SEASON		53	17	1-1	0	1	6	5	0.5-5.5	0	1	6	5	0-0	0	0	3	3	0-0	0	0						
CAREER		143	58	1-1	0	4	84	28	1.5-7.5	1	1	6	5	0-0	0	0	3	3	0-0	0	0						

DEFENSIVE FUMBLE STATISTICS

FORCED FUMBLES (10)

K.Clark - (2) at Minnesota, Oct. 15 (J.McKinnon); vs. Tampa Bay, Dec. 3 (J.Winston)
M.Daniels - (1) vs. Seattle, Sept. 10 (R.Wilson)
C.Matthews - (1) vs. Chicago, Sept. 28 (M.Glennon)
N.Perry - (1) at Dallas, Oct. 8 (D.Prescott)
J.Hawkins - (1) at Minnesota, Oct. 15 (A.Thielen)
J.Ryan - (1) vs. Detroit, Nov. 6 (A.Abdullah)
B.Martinez - (1) vs. Detroit, Nov. 6 (A.Abdullah)
M.Evans - (1) at Chicago, Nov. 12 (B.Cunningham)
M.Burnett - (1) at Pittsburgh, Nov. 26 (L.Bell)

FUMBLE RECOVERIES (9)

B.Martinez - (2) vs. Chicago, Sept. 28 (M.Glennon); at Pittsburgh, Nov. 26 (L.Bell)
K.Fackrell - (1) vs. Seattle, Sept. 10 (R.Wilson)
J.Ryan - (1) vs. Chicago, Sept. 28 (M.Glennon)
N.Perry - (1) at Dallas, Oct. 8 (J.Witten)
Q.Rollins - (1) at Dallas, Oct. 8 (T.Frederick)
C.Matthews - (1) at Minnesota, Oct. 15 (J.McKinnon)
D.Randall - (1) vs. Detroit, Nov. 6 (A.Abdullah)
D.Lowry - (1) vs. Tampa Bay, Dec. 3 (J.Winston)

INDIVIDUAL STATISTICS, DEFENSE

QUARTERBACK SACKS (32-219)

9/10		Seattle:	(3-23)	M. Daniels 1.5-12, N. Perry 1.5-11.
9/17	at	Atlanta:	(3-29)	C.Matthews 1.5-15.5, B.Martinez 1-8, J.Thomas 0.5-5.5.
9/24		Cincinnati:	(3-21)	J.Jones 2-14, A.Brooks 1-7.
9/28		Chicago:	(1-13)	C.Matthews 1-13.
10/8	at	Dallas:	(1-6)	N.Perry 1-6.
10/15	at	Minnesota:	(0-0)	None.
10/22		New Orleans:	(1-7)	N.Perry 1-7.
11/6		Detroit:	(1-8)	D.Lowry 0.5-4, N.Perry 0.5-4.
11/12	at	Chicago:	(5-29)	N.Perry 3-15, M.Daniels 1-6, D.House 1-8.
11/19		Baltimore:	(3-22)	K.Fackrell 1-8, C.Matthews 1-8, A.Brooks 0.5-3, D.Lowry 0.5-3.
11/26	at	Pittsburgh:	(1-10)	M.Daniels 1-10.
12/3		Tampa Bay:	(7-40)	C.Matthews 3-11.5, K.Clark 1.5-9.5, D.Lowry 1-14, J.Ryan 1-1, M.Daniels 0.5-4.
12/10	at	Cleveland:	(2-5)	K.Fackrell 1-0, C.Matthews 1-5.
12/17	at	Carolina:	(1-6)	K.Clark 1-6.
12/23		Minnesota:		
12/31	at	Detroit:		

SEASON TOTALS: (32-219): C.Matthews 7.5-53, N.Perry 7-43, M.Daniels 4-32, K.Clark 2.5-15.5, K.Fackrell 2-8, J.Jones 2-14, D.Lowry 2-21, A.Brooks 1.5-10, D.House 1-8, B.Martinez 1-8, J.Ryan 1-1, J.Thomas 0.5-5.5.

QUARTERBACK HITS (82)

9/10		Seattle:	(8)	N.Perry 4, M.Daniels 2, K.Clark 1, K.Fackrell 1.
9/17	at	Atlanta:	(5)	N.Perry 3, K.Fackrell 1, C.Matthews 1.
9/24		Cincinnati:	(4)	A.Brooks 2, K.Fackrell 2.
9/28		Chicago:	(7)	C.Matthews 2, M.Burnett 1, K.Clark 1, D.Lowry 1, N.Perry 1, J.Ryan 1.
10/8	at	Dallas:	(5)	B.Martinez 2, K.Brice 1, N.Perry 1, Q.Rollins 1.
10/15	at	Minnesota:	(12)	M.Daniels 4, J.Jones 2, D.Lowry 2, C.Matthews 2, K.Clark 1, Q.Rollins 1.
10/22		New Orleans:	(4)	K.Clark 2, M.Daniels 1, D.Lowry 1.
11/6		Detroit:	(4)	M.Daniels 1, K.Fackrell 1, C.Matthews 1, C.Odom 1.
11/12	at	Chicago:	(5)	M.Daniels 2, M.Adams 1, K.Clark 1, C.Matthews 1.
11/19		Baltimore:	(9)	N.Perry 5, D.Lowry 2, K.Clark 1, C.Matthews 1.
11/26	at	Pittsburgh:	(2)	V.Biegel 1, N.Perry 1.
12/3		Tampa Bay:	(11)	M.Daniels 3, K.Fackrell 2, A.Brooks 1, K.Clark 1, D.Lowry 1, B.Martinez 1, N.Perry 1, J.Ryan 1.
12/10	at	Cleveland:	(4)	C.Matthews 3, M.Daniels 1.
12/17	at	Carolina:	(2)	A.Brooks 1, K.Clark 1.
12/23		Minnesota:		
12/31	at	Detroit:		

SEASON TOTALS: (82): N.Perry 16, M.Daniels 14, C.Matthews 11, K.Clark 9, K.Fackrell 7, D.Lowry 7, A.Brooks 4, B.Martinez 3, J.Jones 2, Q.Rollins 2, J.Ryan 2, M.Adams 1, V.Biegel 1, K.Brice 1, M.Burnett 1, C.Odom 1.

PASSES DEFENSED (82)

9/10		Seattle:	(10)	M.Burnett 3, K.Brice 1, K.Clark 1, H.Clinton-Dix 1, K.King 1, N.Perry 1, D.Randall 1, Q.Rollins 1.
9/17	at	Atlanta:	(3)	K.King 2, M.Burnett 1.
9/24		Cincinnati:	(1)	D.Lowry 1.
9/28		Chicago:	(8)	J.Hawkins 3, K.Brice 1, H.Clinton-Dix 1, Q.Dial 1, J.Ryan 1, J.Thomas 1.
10/8	at	Dallas:	(8)	D.Randall 2, K.Brice 1, M.Burnett 1, J.Hawkins 1, D.House 1, B.Martinez 1, C.Matthews 1.
10/15	at	Minnesota:	(9)	B.Martinez 3, H.Clinton-Dix 2, K.Brice 1, J.Jones 1, D.Randall 1, Q.Rollins 1.
10/22		New Orleans:	(4)	D.House 2, H.Clinton-Dix 1, D.Randall 1.
11/6		Detroit:	(3)	K.King 2, D.Randall 1.
11/12	at	Chicago:	(7)	K.King 2, A.Brooks 1, M.Evans 1, D.House 1, B.Martinez 1, C.Matthews 1.
11/19		Baltimore:	(3)	H.Clinton-Dix 2, J.Jones 1.
11/26	at	Pittsburgh:	(9)	D.Randall 3, D.House 2, B.Martinez 2, A.Brooks 1, K.King 1.
12/3		Tampa Bay:	(6)	J.Hawkins 2, M.Burnett 1, D.House 1, B.Martinez 1, D.Randall 1.
12/10	at	Cleveland:	(7)	J.Jones 3, D.Randall 2, M.Burnett 1, H.Clinton-Dix 1.
12/17	at	Carolina:	(4)	D.Lowry 1, B.Martinez 1, C.Matthews 1, D.Randall 1.
12/23		Minnesota:		
12/31	at	Detroit:		

SEASON TOTALS: (82): D.Randall 13, B.Martinez 9, H.Clinton-Dix 8, K.King 8, M.Burnett 7, D.House 7, J.Hawkins 6, J.Jones 5, K.Brice 4, C.Matthews 3, A.Brooks 2, D.Lowry 2, Q.Rollins 2, K.Clark 1, Q.Dial 1, M.Evans 1, N.Perry 1, J.Ryan 1, J.Thomas 1.

INDIVIDUAL STATISTICS, SPECIAL TEAMS

PUNTING

		J.Vogel							
		No	Yds	Avg	TB	In20	Lg	Bk	Net
9/10	Sea	5	219	43.8	0	1	57	0	42.4
9/17	at Atl	3	119	39.7	0	1	47	0	39.7
9/24	Cin	6	296	49.3	0	2	61	0	44.2
9/28	Chi	5	238	47.6	0	1	62	0	46.2
10/8	at Dal	2	97	48.5	0	1	59	0	49.0
10/15	at Min	6	263	43.8	0	4	56	0	44.7
10/22	NO	5	238	47.6	0	1	60	0	46.2
11/6	Det	3	128	42.7	0	1	48	0	39.7
11/12	at Chi	4	160	40.0	0	1	53	0	38.0
11/19	Bal	5	202	40.4	0	1	47	0	34.8
11/26	at Pit	5	241	48.2	0	0	53	0	46.4
12/3	TB	4	181	45.3	0	0	57	0	42.3
12/10	at Cle	4	191	47.8	1	1	55	0	41.5
12/17	at Car	2	82	41.0	0	2	50	0	38.5
12/23	Min								
12/31	at Det								
SEASON		59	2655	45.0	1	17	62	0	42.6
CAREER		59	2655	45.0	1	17	62	0	42.6

KICKING

		M.Crosby						
				Kickoffs				
		FG	PAT	Pts	No. Ret	TB	Pct	OB
9/10	Sea	1/1	2/2	5	4	1	25.0	0
9/17	at Atl	1/1	2/2	5	2	3	60.0	0
9/24	Cin	2/2	3/3	9	1	5	83.3	0
9/28	Chi	0/0	5/5	5	1	4	80.0	0
10/8	at Dal	1/1	2/4	5	1	6	85.7	0
10/15	at Min	1/1	1/1	4	1	2	66.7	0
10/22	NO	1/2	2/2	5	2	2	50.0	0
11/6	Det	1/2	2/2	5	1	1	50.0	0
11/12	at Chi	3/4	2/2	11	6	0	0.0	0
11/19	Bal	0/0	0/0	0	1	0	0.0	0
11/26	at Pit	0/1	4/4	4	2	3	60.0	0
12/3	TB	2/2	2/2	8	1	4	80.0	0
12/10	at Cle	0/0	3/3	3	2	3	60.0	0
12/17	at Car	1/1	3/3	6	2	2	50.0	0
12/23	Min							
12/31	at Det							
SEASON		14/18	33/35	75	27	36	57.1	0
CAREER		276/344	514/523	1342	609	308	33.1	16

ADDITIONAL KICKOFFS:

ON-SIDE KICK RECOVERIES

OWN KICKS (1/1)

Success - M.Evans at Car (Dec. 17).

OPPONENT KICKS (0/0)

BLOCKED KICKS

PACKERS (1)

BLOCKED PUNTS

OPPONENTS (1)

KICKOFF

		J.Janis					T.Davis				
		No	Yds	Avg	Lg	TD	No	Yds	Avg	Lg	TD
9/10	Sea	0	0	--	--	0	0	0	--	--	0
9/17	at Atl	0	0	--	--	0	0	0	--	--	0
9/24	Cin	0	0	--	--	0	0	0	--	--	0
9/28	Chi	0	0	--	--	0	0	0	--	--	0
10/8	at Dal	1	17	17.0	17	0	0	0	--	--	0
10/15	at Min	1	11	11.0	11	0	2	55	27.5	29	0
10/22	NO	0	0	--	--	0	2	52	26.0	27	0
11/6	Det	0	0	--	--	0	7	140	20.0	28	0
11/12	at Chi	0	0	--	--	0	2	51	25.5	34	0
11/19	Bal	0	0	--	--	0	2	48	24.0	30	0
11/26	at Pit	0	0	--	--	0	3	59	19.7	23	0
12/3	TB	0	0	--	--	0	4	121	30.3	33	0
12/10	at Cle	0	0	--	--	0	3	75	25.0	26	0
12/17	at Car	0	0	--	--	0	0	0	--	--	0
12/23	Min										
12/31	at Det										
SEASON		2	28	14.0	17	0	25	601	24.0	34	0
CAREER		22	553	25.1	17	0	28	665	23.8	34	0

ADDITIONAL KICKOFF RETURNS:

PUNT

		T.Davis											
		No	Yds	Avg	FC	Lg	TD	No	Yds	Avg	FC	Lg	TD
9/10	Sea	2	0	0.0	1	0	0						
9/17	at Atl	0	0	--	3	--	0						
9/24	Cin	5	70	14.0	1	33	0						
9/28	Chi	1	5	5.0	2	5	0						
10/8	at Dal	0	0	--	0	--	0						
10/15	at Min	1	8	8.0	2	8	0						
10/22	NO	0	0	--	1	--	0						
11/6	Det	0	0	--	0	--	0						
11/12	at Chi	4	42	10.5	0	15	0						
11/19	Bal	1	9	9.0	2	9	0						
11/26	at Pit	0	0	--	2	--	0						
12/3	TB	1	2	2.0	3	2	0						
12/10	at Cle	2	63	31.5	0	65	0						
12/17	at Car	2	15	7.5	0	13	0						
12/23	Min												
12/31	at Det												
SEASON		19	214	11.3	17	65	0						
CAREER		28	329	11.8	28	65	0						

ADDITIONAL PUNT RETURNS: G.Allison 1-9, J.Whitehead 1-0.

SPECIAL TEAMS FUMBLE STATISTICS

FORCED FUMBLES (0)

FUMBLE RECOVERIES (1)

Q.Rollins - (1) vs. Cincinnati, Sept. 24 (W.Jackson)

BLOCKED FIELD GOALS

BLOCKED PATs

K.Clark - (1) vs. New Orleans, Oct. 22 (W.Lutz)

A.Robinson - (1) vs. Detroit, Nov. 6 (M.Crosby)

DRIVE STATISTICS

PACKERS SCORING DRIVES (game-by-game)

Date	Opponent	Plays	Yards	Time	Result	Qtr	Scoring Play	Quarterback
9/10	Seattle	1	6	0:06	TD	3	T.Montgomery 6 run	A.Rodgers
9/10	Seattle	9	75	4:03	TD	3	A.Rodgers 32 pass to J.Nelson	A.Rodgers
9/10	Seattle	12	53	5:37	FG	4	M.Crosby 40 field goal	A.Rodgers
9/17	at Atlanta	11	75	6:08	TD	1	T.Montgomery 1 run	A.Rodgers
9/17	at Atlanta	11	65	4:31	FG	3	M.Crosby 28 field goal	A.Rodgers
9/17	at Atlanta	13	75	6:37	TD	4	A.Rodgers 33 pass to D.Adams	A.Rodgers
9/17	at Atlanta	8	85	3:44	TD	4	A.Rodgers 1 pass to T.Montgomery	A.Rodgers
9/24	Cincinnati	6	60	1:54	TD	1	A.Rodgers 1 pass to L.Kendricks	A.Rodgers
9/24	Cincinnati	8	75	5:06	TD	3	A.Rodgers 1 pass to J.Nelson	A.Rodgers
9/24	Cincinnati	8	52	2:58	FG	4	M.Crosby 28 field goal	A.Rodgers
9/24	Cincinnati	12	75	3:29	TD	4	A.Rodgers 3 pass to J.Nelson	A.Rodgers
9/24	Cincinnati	5	70	1:17	FG	OT	M.Crosby 27 field goal	A.Rodgers
9/28	Chicago	10	75	5:11	TD	1	A.Rodgers 5 pass to D.Adams	A.Rodgers
9/28	Chicago	3	3	0:45	TD	1	A.Rodgers 2 pass to R.Cobb	A.Rodgers
9/28	Chicago	2	60	0:40	TD	2	A.Jones 2 run	A.Rodgers
9/28	Chicago	13	63	7:43	TD	3	A.Rodgers 4 pass to J.Nelson	A.Rodgers
9/28	Chicago	6	42	2:51	TD	4	A.Rodgers 8 pass to J.Nelson	A.Rodgers
10/8	at Dallas	8	75	4:23	TD	1	A.Rodgers 10 pass to D.Adams	A.Rodgers
10/8	at Dallas	13	75	5:16	TD	2	A.Jones 7 run	A.Rodgers
10/8	at Dallas	9	71	3:51	FG	3	M.Crosby 22 field goal	A.Rodgers
10/8	at Dallas	14	88	7:43	TD	4	A.Rodgers 10 pass to J.Nelson	A.Rodgers
10/8	at Dallas	9	75	1:02	TD	4	A.Rodgers 12 pass to D.Adams	A.Rodgers
10/15	at Minnesota	3	18	1:24	TD	2	B.Hundley 14 pass to D.Adams	B.Hundley
10/15	at Minnesota	7	30	2:11	FG	2	M.Crosby 26 field goal	B.Hundley
10/22	vs. New Orleans	5	75	2:00	TD	1	A.Jones 46 run	B.Hundley
10/22	vs. New Orleans	8	75	3:54	TD	2	B.Hundley 14 run	B.Hundley
10/22	vs. New Orleans	10	53	4:18	FG	4	M.Crosby 46 field goal	B.Hundley
11/6	vs. Detroit	12	68	2:47	FG	2	M.Crosby 35 field goal	B.Hundley
11/6	vs. Detroit	7	78	2:39	TD	4	B.Hundley 1 run	B.Hundley
11/6	vs. Detroit	6	75	1:42	TD	4	J.Williams 1 run	B.Hundley
11/12	at Chicago	11	70	4:37	FG	1	M.Crosby 40 field goal	B.Hundley
11/12	at Chicago	3	79	1:43	TD	2	T.Montgomery 37 run	B.Hundley
11/12	at Chicago	10	40	4:44	FG	3	M.Crosby 24 field goal	B.Hundley
11/12	at Chicago	10	26	4:20	FG	4	M.Crosby 50 field goal	B.Hundley
11/12	at Chicago	8	75	5:10	TD	4	B.Hundley 19 pass to D.Adams	B.Hundley
11/26	at Pittsburgh	6	60	3:29	TD	1	B.Hundley 39 pass to R.Cobb	B.Hundley
11/26	at Pittsburgh	3	55	0:50	TD	1	B.Hundley 54 pass to J.Williams	B.Hundley
11/26	at Pittsburgh	6	76	2:54	TD	3	B.Hundley 55 pass to D.Adams	B.Hundley
11/26	at Pittsburgh	12	77	6:40	TD	4	J.Williams 4 run	B.Hundley
12/3	vs. Tampa Bay	14	61	7:22	FG	1	M.Crosby 37 field goal	B.Hundley
12/3	vs. Tampa Bay	5	45	2:32	TD	2	J.Williams 1 run	B.Hundley
12/3	vs. Tampa Bay	10	70	4:01	FG	4	M.Crosby 22 field goal	B.Hundley
12/3	vs. Tampa Bay	8	72	4:01	TD	OT	A.Jones 20 run	B.Hundley
12/10	at Cleveland	11	74	6:10	TD	1	B.Hundley 30 pass to J.Williams	B.Hundley
12/10	at Cleveland	13	75	4:59	TD	4	J.Williams 1 run	B.Hundley
12/10	at Cleveland	7	25	2:20	TD	4	B.Hundley 1 pass to D.Adams	B.Hundley
12/10	at Cleveland	6	42	3:23	TD	OT	B.Hundley 25 pass to D.Adams	B.Hundley
12/17	at Carolina	11	75	5:57	TD	1	A.Rodgers 13 pass to D.Adams	A.Rodgers
12/17	at Carolina	4	58	1:29	TD	2	A.Rodgers 33 pass to R.Cobb	A.Rodgers
12/17	at Carolina	12	47	3:51	FG	3	M.Crosby 28 field goal	A.Rodgers
12/17	at Carolina	6	76	1:11	TD	4	A.Rodgers 24 pass to R.Rodgers	A.Rodgers

Scoring-Drive Length, Regular Season

Length (minus)	Packers		Opponent	
	TD	FG	TD	FG
0-9	2	0	1	2
10-19	1	0	0	0
20-29	1	1	0	1
30-39	0	1	1	3
40-49	3	2	1	3
50-59	2	3	7	8
60-69	4	3	3	5
70-79	2	4	15	3
80-89	2	0	6	0
90-99	0	0	1	0
SEASON	37	14	35	25

Possessions at a glance

Reg. Season	No.	Avg. Snaps	*3-Plays & Out	Snaps/ TD
Packers	149	62	33	23.5
Opponent	149	64	28	25.7

*—less if turnover, no first downs or score

Game-Opening Drives

Game		Packers			Opponent		
		Pts	FD	Yds	Pts	FD	Yds
9/10	Sea	0	4	51	0	0	-9
9/17	at Atl	7	5	75	7	4	86
9/24	Cin	7	4	60	7	5	79
9/28	Chi	7	5	75	0	0	-13
10/8	at Dal	6	4	75	7	5	75
10/15	at Min	0	0	8	0	2	30
10/22	NO	7	3	75	0	3	55
11/6	Det	0	5	58	7	4	71
11/12	at Chi	3	3	70	0	1	15
11/19	Bal	0	2	63	0	3	25
11/26	at Pit	7	3	60	6	5	59
12/3	TB	3	4	61	7	4	75
12/10	at Cle	7	4	74	7	4	84
12/17	at Car	0	1	15	7	6	85
12/23	Min						
12/31	at Det						
SEASON		54	47	820	55	46	717

Second-Half Opening Drives

Game		Packers			Opponent		
		Pts	FD	Yds	Pts	FD	Yds
9/10	Sea	0	1	10	0	0	-15
9/17	at Atl	0	0	-10	3	3	40
9/24	Cin	7	5	75	0	1	12
9/28	Chi	7	6	63	0	2	43
10/8	at Dal	3	3	71	0	1	20
10/15	at Min	0	1	16	3	4	57
10/22	NO	0	1	17	6	3	59
11/6	Det	0	1	17	3	3	50
11/12	at Chi	3	2	40	0	0	-2
11/19	Bal	0	2	26	7	2	59
11/26	at Pit	7	2	76	0	2	24
12/3	TB	0	0	6	0	3	28
12/10	at Cle	0	4	69	0	0	7
12/17	at Car	0	0	1	7	4	73
12/23	Min						
12/31	at Det						
SEASON		27	28	477	29	28	452

DRIVE STATISTICS

YARDS-GAINED ANALYSIS, REGULAR SEASON

	1st Down			2nd Down.			3rd Down.			4th Down.			Season			By Quarter				By Half		
	Att	Yds	Avg	Att	Yds	Avg	Att	Yds	Avg	Att	Yds	Avg	Att	Yds	Avg	1st	2nd	3rd	4th	1st	2nd	OT
Packers	379	2008	5.3	288	1306	4.5	182	993	5.5	22	89	4.1	871	4396	5.0	1050	818	1045	1299	1868	2344	184
Opponents	402	2153	5.4	306	1729	5.7	181	1073	5.9	10	35	3.5	899	4990	5.6	1139	1509	1129	1200	2648	2329	13

DRIVE ENGINEERING, REGULAR SEASON

QB	Drives	Drives ended by				BLK	DOWN	TO	SAF	CLK	Points Yielded
	Started	TD	FG	MFG	PUNT						
A.Rodgers	63	20	6	0	24	0	1	8	0	4	154
B.Hundley	86	17	8	4	35	0	7	10	0	5	141
Packers	149	37	14	4	59	0	8	18	0	9	295
Opponents	149	35	25	3	54	0	2	20	0	10	319

RED-ZONE EFFICIENCY

	Regular Season	
	Packers	Opponent
Times Penetrated Opponent 20	39	39
Total Scores	35	39
Touchdowns.	25	27
Field Goals-Attempts	10-11	11-11
Touchdown Percentage641	.692
Scoring Percentage897	1.000
Turnovers	3	0
Downs	1	0
Missed Field Goals	1	0
Time Ran Out	0	0
Ended Not Trying To Score	0	0
Scores From Outside The 20	16	21
Touchdowns.	12	8
Field Goals	4	13

AVERAGE FIELD POSITION

	Regular Season	
	Packers	Opponent
Drives Started	149	149
Average Field Position	GB26	OPP30
Drives Started in Plus Territory.	12	14
Scores	8	7
Touchdowns.	6	4
Field Goals	2	3
Missed Field Goals	1	1
Blocked Field Goals	0	0
Punts	0	3
Turnovers	0	2
Turnover on Downs	1	0
Ran Out Clock.	1	0
Did Not Attempt to Score	0	0
Drives Started Inside Own 20	42	25

GOAL-TO-GO SITUATIONS, REGULAR SEASON

	Summary							GTG Plays		Pct	
	Total	TD	Pct	FG	MFG	TO	CLK	DOWN	Plays		TD
Packers	23	18	.782	4	0	1	0	0	50	18	.360
Opponents	22	18	.818	4	0	0	0	0	57	18	.316

2017 SUPERLATIVES

LONGEST REGULAR-SEASON RETURNS

Packers			
Type	Yards	Opp. Date	Player
Punt	65	at Cle, Dec. 10	T.Davis
Fumble	63	at Min, Oct. 15	C.Matthews
Fumble	62t	vs. TB, Dec. 3	D.Lowry
Kickoff	34	at Chi, Nov. 12	T.Davis
Punt	33	vs. Cin, Sept. 24	T.Davis
Kickoff	33	vs. TB, Dec. 3	T.Davis
Kickoff	32	vs. TB, Dec. 3	T.Davis
Kickoff	30	vs. Bal, Nov. 19	T.Davis
Kickoff	29	at Min, Oct. 15	T.Davis
Kickoff	29	vs. TB, Dec. 3	T.Davis
Kickoff	28	vs. Det, Nov. 6	T.Davis
Kickoff	27	vs. NO, Oct. 22	T.Davis
Kickoff	27	vs. TB, Dec. 3	T.Davis
Kickoff	26	at Min, Oct. 15	T.Davis
Kickoff	26	at Cle, Dec. 10	T.Davis
Kickoff	25	vs. NO, Oct. 22	T.Davis
Kickoff	25	vs. Det, Nov. 6	T.Davis
Kickoff	25	at Cle, Dec. 10	T.Davis
Kickoff	24	at Cle, Dec. 10	T.Davis

No. of returns 20-plus yards in length: 24
 No. of returns 40-plus yards in length: 3

Opponent

Type	Yards	Opp. Date	Player
Interception	75t	vs. Cin, Sept. 24	W.Jackson
Kickoff	43	vs. Sea, Sept. 10	T.Lockett
Kickoff	39	vs. NO, Oct. 22	T.Lewis
Kickoff	38	at Pit, Nov. 26	M.Bryant
Kickoff	35	vs. Bal, Nov. 19	C.Moore
Kickoff	34	at Chi, Nov. 12	T.Cohen
Punt	28	vs. Bal, Nov. 19	M.Campanaro
Kickoff	27	vs. Chi, Sept. 28	D.Thompson
Kickoff	25	vs. Chi, Sept. 28	B.Cunningham
Kickoff	25	at Dal, Oct. 8	R.Switzer
Kickoff	25	at Car, Dec. 17	D.Byrd
Interception	24	vs. Sea, Sept. 10	N.Jones
Kickoff	24	at Chi, Nov. 12	T.Cohen

No. of returns 20-plus yards in length: 19
 No. of returns 40-plus yards in length: 2

LONGEST REGULAR-SEASON PLAYS FROM SCRIMMAGE

Packers			Opponent		
Yards	Opp.	Play	Yards	Opp.	Play
72	vs. Cin	A.Rodgers to G.Allison	63	vs. Det	M.Stafford to T.Riddick
58	vs. Chi	A.Rodgers to J.Nelson	49	at Dal	D.Prescott to B.Butler
55t	at Pit	B.Hundley to D.Adams	47	vs. NO	D.Brees to T.Ginn
54t	at Pit	B.Hundley to J.Williams	46t	at Chi	M.Trubisky to J.Bellamy
51	vs. Cin	A.Rodgers to L.Kendricks	40	vs. NO	D.Brees to T.Ginn
46t	vs. NO	A.Jones run	39	at Pit	B.Roethlisberger to A.Brown
46	vs. Det	B.Hundley to R.Cobb	38	at Cle	Kizer to J.Gordon
42	at Chi	B.Hundley to D.Adams	37	at Cle	I.Crowell run
41	vs. Cin	A.Rodgers to D.Adams	35	at Atl	T.Coleman run
39t	at Pit	B.Hundley to R.Cobb	34	vs. Sea	R.Wilson to D.Baldwin
38	at Chi	B.Hundley to R.Cobb	34	at Atl	M.Ryan to J.Jones
37t	at Chi	T.Montgomery run	34	vs. TB	J.Winston to P.Barber
36	at Car	A.Rodgers to R.Rodgers	33	vs. Bal	J.Flacco to B.Watson
33t	at Atl	A.Rodgers to D.Adams	33t	at Pit	B.Roethlisberger to A.Brown
33	at Dal	A.Rodgers to M.Bennett	31	at Chi	M.Trubisky to A.Shaheen
33	vs. Bal	B.Hundley to D.Adams	30	vs. Sea	C.Carson run
33t	at Car	A.Rodgers to R.Cobb	30t	at Car	C.Newton to G.Olsen
32t	vs. Sea	A.Rodgers to J.Nelson	29	vs. Sea	R.Wilson run
30t	at Cle	B.Hundley to J.Williams	29	vs. Chi	M.Glennon to Z.Miller
29	vs. Sea	A.Rodgers to R.Cobb	28	vs. Sea	R.Wilson to P.Richardson
			28t	vs. TB	J.Winston to C.Brake
			27	at Atl	M.Ryan to J.Jones
			27t	at Min	C.Keenum to J.McKinnon

Long run:

46t	vs. NO	A.Jones
37t	at Chi	T.Montgomery
25	vs. TB	J.Williams
23	at Car	A.Jones
22	at Dal	A.Jones
22	vs. NO	B.Hundley
21	vs. NO	A.Jones
20t	vs. TB	A.Jones

No. plays 20-plus yards: 43
 No. plays 40-plus yards: 9

Long run:

37	at Cle	I.Crowell
35	at Atl	T.Coleman
30	vs. Sea	C.Carson
29	vs. Sea	R.Wilson
25	vs. Cin	G.Bernard
25	at Dal	E.Elliott
25	at Chi	J.Howard
23	vs. NO	M.Ingram

No. plays 20-plus yards: 58
 No. plays 40-plus yards: 5

MISCELLANEOUS

WEEKLY INACTIVES

9/10	Seattle:	M.Adams, B.Bulaga, Q.Dial, J.Hawkins, A.Jones, L.Patrick, L.Pipkins
9/17	at Atlanta:	M.Adams, D.Bakhtiari, A.Brooks, B.Bulaga, D.Mays, L.Pipkins, J.Spriggs
9/24	Cincinnati:	D.Bakhtiari, K.Brice, R.Cobb, M.Daniels, D.House, N.Perry, J.Ryan
9/28	Chicago:	M.Adams, D.Bakhtiari, B.Bulaga, M.Daniels, D.House, D.Mays, L.Pipkins
10/8	at Dallas:	M.Adams, D.Bakhtiari, T.Montgomery, C.Odom, A.Pankey, L.Pipkins, J.Thomas
10/15	at Minnesota:	M.Adams, A.Brooks, M.Burnett, D.House, K.King, A.Pankey, J.Thomas
10/22	New Orleans:	M.Adams, A.Brooks, M.Burnett, D.Mays, A.Pankey, L.Taylor, J.Thomas
11/6	Detroit:	M.Bennett, A.Brooks, D.Brown, Q.Dial, U.John, A.Pankey, J.Thomas
11/12	at Chicago:	D.Brown, B.Bulaga, M.Burnett, Q.Dial, D.Mays, C.Odom
11/19	Baltimore:	M.Adams, M.Burnett, A.Jones, K.King, T.Montgomery, C.Odom, A.Pankey
11/26	at Pittsburgh:	D.Brown, K.Clark, A.Jones, C.Matthews, T.Montgomery, A.Pankey, L.Patrick
12/3	Tampa Bay:	M.Adams, D.Brown, M.Clark, K.King, C.Odom, A.Pankey, L.Patrick
12/10	at Cleveland:	M.Clark, D.Goodson, U.John, D.Mays, C.Odom, A.Pankey, N.Perry
12/17	at Carolina:	M.Adams, M.Clark, D.Goodson, D.House, U.John, C.Odom, A.Pankey
12/23	Minnesota:	
12/31	at Detroit:	

SEASON TOTALS: M.Adams (9), A.Pankey (9), C.Odom (6), D.Mays (5), D.Bakhtiari (4), B.Bulaga (4), M.Burnett (4), A.Brooks (4), D.House (4), L.Pipkins (4), J.Thomas (4), D.Brown (3), M.Clark (3), Q.Dial (3), U.John (3), A.Jones (3), K.King (3), T.Montgomery (3), L.Patrick (3), M.Daniels (2), D.Goodson (2), N.Perry (2), M.Bennett (1), K.Brice (1), K.Clark (1), R.Cobb (1), J.Hawkins (1), C.Matthews (1), J.Ryan (1), J.Spriggs (1), L.Taylor (1).

TIME SPENT IN THE LEAD

Opponent	Packers	
	In Lead	Trailing
9/10	Sea..... 25:33	4:27
9/17	at Atl..... 0:00	54:09
9/24	Cin..... 0:00	41:17
9/28	Chi..... 50:11	0:00
10/8	at Dal..... 12:03	24:54
10/15	at Min..... 0:00	20:59
10/22	NO..... 6:49	29:06
11/6	Det..... 0:00	51:56
11/12	at Chi..... 25:18	0:00
11/19	Bal..... 0:00	44:56
11/26	at Pit..... 17:39	10:09
12/3	TB..... 25:54	16:43
12/10	at Cle..... 4:05	20:46
12/17	at Car..... 3:52	24:35
12/23	Min	
12/31	at Det	
SEASON	2:51:24	5:43:57
SEASON AVG	12:14	24:34

TWO-POINT CONVERSIONS

REGULAR SEASON

Packers (0-2):

Opponent (1-1): B.Roethlisberger-A.Brown pass at Pit (Nov. 26)

NON-OFFENSIVE SCORES

REGULAR SEASON

Packers (2): D.Randall 21-yard interception return at Dal, Oct. 8; D.Lowry 62-yard fumble return vs. TB, Dec. 3.

Opponent (2): D.Trufant 15-yard fumble return at Atl, Sept. 17; W.Jackson 75-yard interception return vs. Cin, Sept. 24.

PENALTIES AND REPLAY CHALLENGES

PENALTY STATISTICS

	Regular Season	
	Packers	Opponent
Times Penalized after Offensive Gain	8	14
Gains Wiped Out, Offensive Penalties	69	186
Touchdowns Cost	2	1
Field Goals Cost	0	0
First Downs Lost	2	7
Intentional-Grounding Penalties	1	1
Defensive Pass Interference, Times Flagged	4	10
Yards Given Up	53	119
Defensive 3rd/4th Down Flags (kept drive alive)	11	13
Kick/Punt Return Penalties	8	7
Return Yards Wiped Out	170	66

Touchdowns nullified — GREEN BAY (2): A.Rodgers 3-yard pass to R.Cobb at Atl (Sept. 17), A.Rodgers 6-yard pass to D.Adams vs. Chi (Sept. 28)

OPPONENTS (1): J.Winston 6-yard pass to D.Jackson vs. TB (Dec. 3)

2017 REGULAR-SEASON REPLAY CHALLENGES

PACKERS (2/3)

Date, Opp.	Initial Ruling	Ruling
9/28, vs. Chi	M.Bennett first-down reception	Upheld
10/8, at Dal	C.Beasley first-down reception	Reversed
12/10, at Cle	D.Kizer competed pass to D.Njoku	Reversed

OPPONENTS (3/6)

Date, Opp.	Initial Ruling	Ruling
9/28, vs. Chi	M.Bennett first-down reception	Reversed
10/8, at Dal	E.Elliott stopped short of the line to gain	Reversed
11/12, at Chi	B.Cunningham out of bounds	Reversed
11/19, vs. Bal	S.Koch punt touchback	Upheld
12/10, at Cle	B.Hundley completed pass to R.Cobb	Upheld
12/17, at Car	C.Newton incomplete pass to D.Byrd, no touchdown	Reversed

REPLAY ASSISTANT (4/11)

Last two minutes of the half, overtime, turnovers and scoring plays

Date, Opp.	Initial Ruling	Ruling
9/17 at Atl	A.Rodgers fumbles, recovered by D.Trufant	Upheld
9/24 vs. Cin	D.Adams fumbles, recovered by D.Kirkpatrick	Reversed
10/8 at Dal	A.Rodgers completed pass to A.Jones	Upheld
10/15 at Min	J.McKinnon touchdown	Upheld
10/15 at Min	B.Hundley completed touchdown pass to T.Montgomery	Reversed
11/19, vs. Bal	B.Hundley completed pass to J.Williams, fumble	Reversed
11/26, at Pit	D.Randall interception, not down by contact	Reversed
11/26, at Pit	L.Bell fumble	Upheld
11/26, at Pit	B.Roethlisberger to A.Brown, completed pass	Confirmed
12/10, at Cle	B.Hundley broke the plane of the goal line	Reversed
12/17, at Car	A.Rodgers completed pass to G.Allison, fumble	Upheld

2017 REGULAR-SEASON PENALTIES ACCEPTED (82)

OFFENSE (28)

Delay of Game (3) — A.Rodgers vs. Sea (Sept. 10), A.Rodgers vs. Cin (Sept. 24), B.Hundley at Chi (Nov. 12)

False Start (10) — J.McCray at Atl (Sept. 17), R.Cobb at Atl (Sept. 17), L.Kendricks at Atl (Sept. 17), K.Murphy at Atl (Sept. 17), M.Bennett vs. Chi (Sept. 28), J.McCray at Dal (Oct. 8), B.Bulaga vs. NO (Oct. 22), B.Hundley vs. Bal (Nov. 19), J.Evans at Cle (Dec. 10), R.Rodgers at Car (Dec. 17)

Holding (7) — J.Evans vs. Sea (Sept. 10), J.Evans vs. Sea (Sept. 10), C.Linsley at Atl (Sept. 17), J.McCray vs. Chi (Sept. 28), C.Linsley at Min (Oct. 15), D.Bakhtiari vs. TB (Dec. 3), C.Linsley at Cle (Dec. 10)

Illegal Motion (1) — A.Rodgers at Atl (Sept. 17)

Intentional Grounding (1) — B.Hundley vs. Bal (Nov. 19)

Pass Interference (3) — M.Bennett at Atl (Sept. 17), G.Allison at Atl (Sept. 17), R.Rodgers vs. NO (Oct. 22)

Taunting (1) — R.Cobb vs. Sea (Sept. 10)

Tripping (1) — L.Kendricks vs. TB (Dec. 3)

Unnecessary Roughness (1) — M.Bennett vs. Sea (Sept. 10)

DEFENSE (34)

Encroachment (3) — D.Lowry vs. Chi (Sept. 28), D.Lowry vs. TB (Dec. 3), M.Daniels vs. TB (Dec. 3)

Facemask (1) — M.Evans vs. Cin (Sept. 24)

Holding (3) — C.Matthews vs. Chi (Sept. 28), B.Martinez at Min. (Oct. 15), K.Clark at Chi (Nov. 12)

Horse-Collar Tackle (1) — K.Brice vs. NO (Oct. 22)

Illegal Contact (1) — J.Jones at Min. (Oct. 15)

Neutral-Zone Infraction (7) — Q.Rollins at Min. (Oct. 15), R.Jean Francois at Min. (Oct. 15), D.Lowry vs. NO (Oct. 22), M.Daniels vs. TB (Dec. 3), K.Clark at Car (Dec. 17), M.Daniels at Car (Dec. 17), V.Biegel at Car (Dec. 17)

Offside (6) — N.Perry vs. Sea (Sept. 10), N.Perry at Dal (Oct. 8), C.Matthews vs. Det (Nov. 6), A.Brooks at Chi (Nov. 12), A.Brooks at Cle (Dec. 10), C.Matthews at Car (Dec. 17)

Pass Interference (4) — K.King vs. Cin (Sept. 24), J.Hawkins at Min. (Oct. 15), D.House at Pit (Nov. 26), J.Whitehead at Car (Dec. 17)

Roughing the Passer (1) — D.Lowry vs. Bal (Nov. 19)

Taunting (1) — D.Randall at Dal (Oct. 8)

Tripping (1) — B.Martinez vs. Bal (Nov. 19)

Unnecessary Roughness (5) — H.Clinton-Dix vs. Chi (Sept. 28), B.Martinez at Dal (Oct. 8), J.Ryan at Min (Oct. 15), M.Daniels vs. Det (Nov. 7), H.Clinton-Dix vs. Bal (Nov. 19)

SPECIAL TEAMS (20)

Holding (3) — J.Williams vs. NO (Oct. 22), A.Ripkowski at Pit (Nov. 26), V.Biegel vs. TB (Dec. 3)

Illegal Block above the Waist (2) — J.Thomas at Chi (Nov. 12), L.Pipkins at Chi (Nov. 12)

Illegal Block in the Back (4) — J.Janis at Atl (Sept. 17), K.Fackrell vs. Cin (Sept. 24), J.Hawkins vs. Chi (Sept. 28), M.Evans at Min. (Oct. 15)

Illegal Formation (2) — Team vs. Chi (Sept. 28), K.Clark at Dal (Oct. 8)

Illegal Motion (1) — J.Jones vs. NO (Oct. 22)

Facemask (1) — J.Jones at Pit (Nov. 26)

Fair-Catch Interference (1) — J.Jones vs. NO (Oct. 22)

False Start (2) — M.Evans vs. Sea (Sept. 10), J.Jones vs. NO (Oct. 22)

Offsides (3) — J.Jones vs. Sea (Sept. 10), K.Brice at Dal (Oct. 8), D.Lowry vs. TB (Dec. 3)

Unsportsmanline Conduct (1) — M.McCarthy at Atl (Sept. 17)

TURNOVER STATISTICS AND NOTES

TURNOVER ANALYSIS

	Packers Take			Packers Give			Diff	Cum	NFC Rank	NFL Rank
	Int	Fum	Tot	Int	Fum	Tot				
SEA	0	1	1	1	0	1	0	0	5t	9t
Atl	0	0	0	1	1	2	-2	-2	14	25t
CIN	0	1	1	1	0	1	0	-2	12t	22t
CHI	2	2	4	0	0	0	+4	+2	3t	8t
Dal	1	2	3	0	1	1	+2	+4	2t	5t
Min	1	1	2	3	0	3	-1	+3	5	8t
NO	2	0	2	1	0	1	+1	+4	3t	6t
BYE	-	-	-	-	-	-	-	+4	4t	8t
DET	0	1	1	0	0	0	+1	+5	3t	6t
Chi	0	1	1	0	0	0	+1	+6	3t	6t
BAL	1	0	1	3	2	5	-4	+2	6t	13t
Pit	2	1	3	0	0	0	+3	+5	3t	9t
TB	0	1	1	1	0	0	0	+5	5	11
Cle	2	0	2	0	0	0	+2	+7	2	6t
Car	0	0	0	3	1	4	-4	+3	6t	13t
MIN										
Det										
Total	11	11	22	14	5	19	+3	+3		

HOME GAMES UPPERCASED IN BOLD

Regular-Season Takeaway Breakdown

	Packers	Opponent
Total	22	19
Interceptions	11	13
Fumble Rec.	11	5
Points off Turnovers	64	51
Touchdowns	9	6
Field Goals	1	3
Didn't attempt score	11	9

REGULAR-SEASON TOUCHDOWN RETURNS

Packers (2): D.Randall 21-yard interception return; D.Lowry 62-yard fumble return.
Opponent (2): D.Trufant 15-yard fumble return; W.Jackson 75-yard interception return.

2017 RECORD WHEN...

When...	Record	Postseason
+4 turnover margin	1-0	0-0
+3 turnover margin	0-1	0-0
+2 turnover margin	2-0	0-0
+1 turnover margin	1-2	0-0
even turnover margin	3-0	0-0
-1 turnover margin	0-1	0-0
-2 turnover margin	0-1	0-0
-3 turnover margin	0-0	0-0
-4 turnover margin	0-2	0-0
recording 0 takeaways	0-2	0-0
recording 1 takeaway	4-2	0-0
recording 2 takeaways	1-2	0-0
recording 3 takeaways	1-1	0-0
recording 4 takeaways	1-0	0-0
recording 5 takeaways	0-0	0-0
recording 0 giveaways	3-2	0-0
recording 1 giveaway	4-1	0-0
recording 2 giveaways	0-1	0-0
recording 3 giveaways	0-1	0-0
recording 4 giveaways	0-1	0-0
recording 5 giveaways	0-1	0-0
recording 0 interceptions	4-3	0-0
recording 1 interception	1-2	0-0
recording 2 interceptions	2-2	0-0
recording 3 interceptions	0-0	0-0
recording 4 interceptions	0-0	0-0
surrendering 0 interceptions	4-2	0-0
surrendering 1 interception	3-2	0-0
surrendering 2 interceptions	0-0	0-0
surrendering 3 interceptions	0-3	0-0
recovering 0 fumbles	2-4	0-0
recovering 1 fumble	3-3	0-0
recovering 2 fumbles	2-0	0-0
recovering 3 fumbles	0-0	0-0
losing 0 fumbles	6-4	0-0
losing 1 fumble	1-2	0-0
losing 2 fumbles	0-1	0-0
losing 3 fumbles	0-0	0-0

TAKEAWAY SUMMARY (22)

9/10	Seattle:	K.Fackrell (fumble recovery).
9/17 at	Atlanta:	None
9/24	Cincinnati:	Q.Rollins (fumble recovery).
9/28	Chicago:	J.Ryan (fumble recovery), B.Martinez (fumble recovery), H.Clinton-Dix (interception), K.Brice (interception).
10/8 at	Dallas:	D.Randall (interception), N.Perry (fumble recovery), Q.Rollins (fumble recovery).
10/15 at	Minnesota:	C.Matthews (fumble recovery), D.Randall (interception).
10/22	New Orleans:	D.House (interception), D.Randall (interception).
11/6	Detroit:	D.Randall (fumble recovery).
11/12 at	Chicago:	Fumble out of bounds in end zone.
11/19	Baltimore:	H.Clinton-Dix (interception).
11/26 at	Pittsburgh:	D.Randall (interception), B.Martinez (interception), B.Martinez (fumble recovery).
12/3	Tampa Bay:	D.Lowry (fumble recovery).
12/10 at	Cleveland:	H.Clinton-Dix (interception), J.Jones (interception).
12/17 at	Carolina:	None.
12/23	Minnesota:	
12/31 at	Detroit:	

SEASON TOTALS: D.Randall 5 (four interceptions, fumble recovery), H.Clinton-Dix 3 (three interceptions), B.Martinez 3 (two fumble recoveries, interception), Q.Rollins 2 (two fumble recoveries), K.Brice 1 (interception), K.Fackrell 1 (fumble recovery), D.House 1 (interception), J.Jones 1 (interception), D.Lowry 1 (fumble recovery), C.Matthews 1 (fumble recovery), N.Perry 1 (fumble recovery), J.Ryan 1 (fumble recovery).

Note: Only fumbles lost are credited. Fumbles in which the team maintained possession are not included.

GIVEAWAY SUMMARY (19)

9/10	Seattle:	A.Rodgers (interception).
9/17 at	Atlanta:	A.Rodgers (interception), A.Rodgers (fumble).
9/24	Cincinnati:	A.Rodgers (interception).
9/28	Chicago:	None
10/8 at	Dallas:	N.Perry (fumble).
10/15 at	Minnesota:	B.Hundley 3 (three interceptions).
10/22	New Orleans:	B.Hundley (interception).
11/6	Detroit:	None
11/12 at	Chicago:	None
11/19	Baltimore:	B.Hundley 4 (three interceptions, fumble), D.Mays (fumble).
11/26 at	Pittsburgh:	None
12/3	Tampa Bay:	B.Hundley (interception).
12/10 at	Cleveland:	None
12/17 at	Carolina:	A.Rodgers 3 (three interceptions), G.Allison (fumble).
12/23	Minnesota:	
12/31 at	Detroit:	

SEASON TOTALS: B.Hundley 9 (eight interceptions, fumble), A.Rodgers 7 (six interceptions, fumble), G.Allison 1 (fumble), D.Mays 1 (fumble), N.Perry 1 (fumble).

Note: Only fumbles lost are credited. Fumbles in which the team maintained possession are not included.

TAKEAWAY POINTS

Packers Regular Season (64)

Date	Opp.	Turnover	Result	Points
9/10	vs. Sea	Fumble	TD	7
9/28	vs. Chi	Fumble	TD	7
9/28	vs. Chi	Fumble	TD	7
9/28	vs. Chi	Interception	TD	7
10/8	at Dal	Interception	TD	6
10/15	at Min	Fumble	TD	7
10/15	at Min	Interception	FG	3
11/26	at Pit	Interception	TD	7
12/3	vs. TB	Fumble	TD	7
12/10	at Cle	Interception	TD	6

Opponent Regular Season (51)

Date	Opp.	Turnover	Result	Points
9/17	at Atl	Interception	TD	7
9/17	at Atl	Fumble	TD	7
9/24	vs. Cin	Interception	TD	7
10/15	at Min	Interception	TD	7
10/15	at Min	Interception	FG	3
11/19	vs. Bal	Interception	FG	3
11/19	vs. Bal	Fumble	FG	3
11/19	vs. Bal	Interception	TD	7
12/17	at Car	Interception	TD	7

REGULAR-SEASON PLAYER PARTICIPATION

NFL WEEK Player	1	2	3	4	5	6	7	9	10	11	12	13	14	15	16	17	Season Totals			
	SEA	at ATL	CIN	CHI	at DAL	at MIN	NO	DET	at CHI	BAL	at PIT	TB	at CLE	at CAR	MIN	at DET	GP	GS	DNP	INA
Adams, Davante	3WR	3WR	WR	3WR	3WR	3WR	3WR	3WR	3WR	3WR	3WR	3WR	3WR	WR			14	14	0	0
Adams, Montravius	INA	INA	SUB	INA	INA	INA	INA	SUB	SUB	INA	SUB	INA	SUB	INA			5	0	0	9
Allison, Geronimo	SUS	SUB	SUB	SUB	SUB	SUB	INA	SUB	SUB	SUB	SUB	SUB	SUB	SUB			13	0	0	0
Amichia, Kofi	PS	PS	PS	PS	PS	PS	PS	PS	PS	PS	PS	PS	PS	PS			0	0	0	0
Bakhtiari, David	LT	INA	INA	INA	INA	LT	LT	LT	LT	LT	LT	LT	LT	LT			10	10	0	4
Barclay, Don	IR	IR	IR	IR	IR	IR	IR	-	-	-	-	-	-	-			0	0	0	0
Bennett, Martellus	TE	TE	TE	TE	TE	TE	TE	INA	-	-	-	-	-	-			7	7	0	1
Biegel, Vince	PUP	PUP	PUP	PUP	PUP	PUP	PUP	SUB	SUB	SUB	SUB	SUB	SUB	SUB			7	0	0	0
Brice, Kentrell	SUB	SS	INA	SUB	SUB	SS	SS	IR	IR	IR	IR	IR	IR	IR			6	3	0	1
Brooks, Ahmad	SUB	INA	LOLB	ROLB	SUB	INA	INA	INA	SUB	SUB	SUB	SUB	LOLB	SUB			10	3	0	4
Brown, Donatello	PS	PS	PS	PS	PS	PS	PS	INA	INA	DNP	INA	INA	SUB	SUB			2	0	1	4
Bulaga, Bryan	INA	INA	RT	INA	RT	RT	RT	RT	INA	IR	IR	IR	IR	IR			5	5	0	4
Burnett, Morgan	SS	ILB	3CB	SS	SS	INA	INA	ILB	INA	INA	SS	SS	SS	SS			10	10	0	4
Byrd, Emanuel	-	-	-	-	-	-	-	PS	PS	PS	PS	PS	PS	PS			0	0	0	0
Callahan, Joe	PS	PS	PS	PS	PS	PS	DNP	DNP	DNP	DNP	DNP	DNP	DNP	-			0	0	7	0
Clark, Kenny	NT	NT	NT	NT	NT	NT	NT	NT	NT	NT	NT	NT	NT	NT			13	13	0	1
Clark, Michael	PS	PS	PS	PS	PS	PS	PS	PS	PS	PS	PS	INA	INA	INA			0	0	0	3
Clinton-Dix, Ha Ha	FS	FS	FS	FS	FS	FS	FS	FS	FS	FS	FS	FS	FS	FS			14	14	0	0
Cobb, Randall	WR	WR	INA	WR	WR	WR	WR	WR	WR	WR	WR	WR	WR	WR			13	12	0	1
Crosby, Mason	SUB	SUB	SUB	SUB	SUB	SUB	SUB	SUB	SUB	SUB	SUB	SUB	SUB	SUB			14	0	0	0
Daniels, Mike	DT	DT	INA	INA	DT	DT	DT	DT	DT	DT	DT	DT	DT	DT			12	12	0	2
Davis, Trevor	SUB	SUB	SUB	SUB	SUB	SUB	SUB	SUB	SUB	SUB	SUB	SUB	SUB	SUB			14	0	0	0
Dial, Quinton	INA	SUB	SUB	DT	SUB	SUB	SUB	INA	INA	SUB	NT	SUB	SUB	SUB			12	2	0	2
Evans, Jahri	RG	RG	RG	RG	RG	RG	RG	RG	RG	RG	RG	RG	RG	RG			14	14	0	0
Evans, Jerod	-	-	-	-	-	-	-	PS	PS	PS	PS	PS	PS	PS			0	0	0	0
Evans, Marwin	SUB	SUB	SS	SUB	SUB	SUB	SUB	SUB	SUB	SUB	SUB	SUB	SUB	SUB			14	1	0	0
Fackrell, Kyler	SUB	SUB	SUB	SUB	SUB	SUB	SUB	SUB	SUB	SUB	ROLB	SUB	SUB	SUB			14	1	0	0
Gilbert, Reggie	PS	PS	PS	PS	PS	PS	PS	PS	PS	PS	PS	PS	PS	PS			0	0	0	0
Goode, Brett	SUB	SUB	SUB	IR	-	-	-	-	-	SUB	SUB	SUB	SUB	SUB			8	0	0	0
Goodson, Demetri	PUP	PUP	PUP	PUP	PUP	PUP	PUP	PUP	PUP	PUP	PUP	PUP	INA	INA			0	0	0	2
Greene, Darrell	-	PS	PS	PS	PS	PS	PS	PS	PS	PS	PS	PS	PS	PS			0	0	0	0
Gunter, LaDarius	SUB	-	-	-	-	-	-	-	-	-	-	-	-	-			1	0	0	0
Hart, Derek	-	-	-	-	-	-	-	SUB	SUB	-	-	-	-	-			2	0	0	0
Hawkins, Josh	INA	SUB	SUB	SUB	SUB	RCB	SUB	SUB	SUB	SUB	SUB	SUB	SUB	RCB			13	2	0	1
House, Davon	LCB	LCB	INA	INA	LCB	INA	LCB	LCB	RCB	LCB	LCB	LCB	RCB	INA			10	10	0	4
Hundley, Brett	DNP	DNP	DNP	SUB	DNP	SUB	QB	QB	QB	QB	QB	QB	QB	DNP			9	7	5	0
Janis, Jeff	SUB	SUB	SUB	SUB	SUB	SUB	SUB	SUB	SUB	SUB	SUB	SUB	SUB	SUB			14	0	0	0
Jean Francois, Ricky	SUB	-	SUB	SUB	SUB	SUB	SUB	SUB	-	-	-	-	-	-			6	0	0	0
John, Ulrick	-	-	-	DNP	DNP	SUB	DNP	INA	SUB	DNP	SUB	SUB	INA	INA			4	0	4	3
Jones, Aaron	INA	SUB	SUB	SUB	RB	SUB	RB	RB	RB	INA	INA	SUB	SUB	SUB			11	4	0	3
Jones, Josh	SUB	SUB	ILB	SUB	SUB	SUB	SUB	SS	SS	SS	SUB	SUB	SUB	S			14	5	0	0
Kallon, Francis	-	-	-	-	-	-	-	-	-	-	-	PS	-	-			0	0	0	0
Kendricks, Lance	SUB	SUB	2TE	SUB	SUB	SUB	SUB	TE	TE	TE	TE	SUB	TE	TE			14	7	0	0
Kerridge, Joe	-	-	-	-	-	-	-	-	SUB	SUB	SUB	SUB	SUB	DNP			4	0	1	0
King, Kevin	SUB	SUB	RCB	RCB	RCB	INA	RCB	RCB	SUB	INA	SUB	INA	IR	IR			9	5	0	3
Linsley, Corey	C	C	C	C	C	C	C	C	C	C	C	C	C	C			14	14	0	0
Lowry, Dean	DE	SUB	DE	DE	DE	DE	DE	SUB	DE	DE	DE	DE	DE	SUB			14	11	0	0
Lunsford, Izaah	PS	PS	PS	PS	PS	PS	PS	PS	PS	PS	PS	PS	PS	PS			0	0	0	0
Martinez, Blake	ILB	ILB	ILB	ILB	ILB	ILB	ILB	ILB	ILB	ILB	ILB	ILB	ILB	ILB			14	14	0	0
Mathews, Derrick	PS	PS	PS	PS	PS	PS	PS	PS	PS	PS	PS	PS	PS	PS			0	0	0	0
Matthews, Clay	LOLB	LOLB	ROLB	LOLB	ROLB	ROLB	LOLB	LOLB	LOLB	ROLB	INA	LOLB	ROLB	LOLB			13	13	0	1
Mays, Devante	SUB	INA	SUB	INA	SUB	DNP	INA	DNP	INA	SUB	DNP	SUB	INA	SUB			6	0	3	5
McCaffrey, Max	-	-	-	-	-	-	-	PS	PS	PS	PS	PS	PS	PS			0	0	0	0
McCray, Justin	SUB	RT	SUB	RT	LG	SUB	LG	SUB	RT	RT	DNP	DNP	SUB	DNP			11	6	3	0
Montgomery, Ty	RB	RB	RB	RB	INA	RB	SUB	SUB	SUB	INA	INA	IR	IR	IR			8	5	0	3
Murphy, Kyle	RT	LT	LT	IR	IR	IR	IR	IR	IR	IR	IR	IR	IR	IR			3	3	0	0
Nelson, Jordy	WR	WR	WR	WR	WR	WR	WR	WR	WR	WR	WR	WR	WR	WR			14	14	0	0
Odom, Chris	SUB	DNP	SUB	SUB	INA	SUB	SUB	SUB	INA	INA	DNP	INA	INA	INA			6	0	2	6
Pankey, Adam	PS	DNP	DNP	DNP	INA	INA	INA	INA	DNP	INA	INA	INA	INA	INA			0	0	4	9
Patrick, Lucas	INA	SUB	SUB	LG	SUB	SUB	SUB	SUB	SUB	SUB	INA	INA	DNP	SUB			10	2	1	3
Pearson, Colby	-	-	-	-	-	-	-	-	-	-	-	-	-	PS			0	0	0	0
Pepper, Taybor	-	-	-	SUB	SUB	SUB	SUB	IR	IR	IR	IR	IR	IR	IR			4	0	0	0
Perry, Nick	ROLB	ROLB	INA	SUB	LOLB	LOLB	ROLB	ROLB	ROLB	LOLB	LOLB	ROLB	INA	ROLB			12	11	0	2
Pipkins, Lenzy	INA	INA	SUB	INA	INA	SUB	SUB	SUB	SUB	SUB	SUB	SUB	SUB	SUB			10	0	0	4
Pringle, Raysean	-	-	-	-	-	-	-	-	-	-	-	-	PS	PS			0	0	0	0
Randall, Damarious	RCB	RCB	LCB	LCB	SUB	LCB	SUB	3CB	LCB	RCB	RCB	RCB	LCB	LCB			14	12	0	0
Ripkowski, Aaron	SUB	SUB	SUB	SUB	SUB	SUB	SUB	SUB	SUB	SUB	SUB	FB	SUB	SUB			14	1	0	0
Rodgers, Aaron	QB	QB	QB	QB	QB	QB	IR	IR	IR	IR	IR	IR	IR	QB			7	7	0	0
Rodgers, Richard	SUB	SUB	SUB	SUB	SUB	SUB	SUB	SUB	SUB	SUB	SUB	SUB	SUB	2TE			14	1	0	0
Rollins, Quinten	SUB	3CB	SUB	SUB	SUB	SUB	IR	IR	IR	IR	IR	IR	IR	IR			6	1	0	0
Ryan, Jake	ILB	SUB	INA	ILB	ILB	ILB	ILB	SUB	ILB	ILB	ILB	ILB	ILB	SUB			13	10	0	1
Spriggs, Jason	SUB	INA	IR	IR	IR	IR	IR	IR	IR	SUB	RT	RT	RT	RT			6	4	0	1
Taylor, Lane	LG	LG	LG	LT	LT	LG	INA	LG	LG	LG	LG	LG	LG	LG			13	13	0	1
Talley, David	IR	IR	IR	IR	IR	IR	IR	IR	IR	IR	IR	IR	IR	IR			0	0	0	0
Thomas, Ahmad	-	-	-	-	-	-	-	-	-	-	-	-	PS	PS			0	0	0	0
Thomas, Joe	SUB	SUB	SUB	SUB	INA	INA	INA	INA	SUB	SUB	SUB	SUB	SUB	ILB			10	1	0	4
Tonyan, Robert	-	-	-	-	-	-	-	-	-	-	-	-	-	PS			0	0	0	0
Vogel, Justin	SUB	SUB	SUB	SUB	SUB	SUB	SUB	SUB	SUB	SUB	SUB	SUB	SUB	SUB			14	0	0	0
Waters, Herb	IR	IR	IR	IR	IR	IR	IR	IR	IR	IR	IR	IR	IR	IR			0	0	0	0
Whitehead, Jermaine	PS	PS	PS	PS	PS	PS	SUB	SUB	SUB	SUB	SUB	SUB	SUB	SUB			8	0	0	0
Williams, Jamaal	SUB	SUB	SUB	SUB	SUB	SUB	SUB	SUB	SUB	RB	RB	RB	RB	RB			14	5	0	0
Yancey, DeAngelo	PS	PS	PS	PS	PS	PS	PS	PS	PS	PS	PS	PS	PS	PS			0	0	0	0

STARTERS IN BOLD AT POSITION; DNP — Did not play; INA — Inactive; IR — Injured reserve; PS — Practice squad; PUP — Reserve/Physically Unable to Perform; SUB — Substitute; SUS — Reserve/Suspended; 3CB —

SEASON-HIGHS/W-L BREAKDOWN

INDIVIDUAL

Longest Scoring Run — 46, A.Jones, Oct. 22 vs. New Orleans
 Longest Non-Scoring Run — 25, J.Williams, Dec. 3 vs. Tampa Bay

Longest Scoring Pass — 55, B.Hundley to D.Adams, Nov. 26 at Pittsburgh
 Longest Non-Scoring Pass — 72, A.Rodgers to G.Allison, Sept. 24 vs. Cincinnati

Longest Kickoff Return — 34, T.Davis, Nov. 12 at Chicago
 Longest Punt Return — 65, T.Davis, Dec. 10 at Cleveland
 Longest Interception Return — 21t, D.Randall, Oct. 8 at Dallas
 Longest Fumble Return — 63, C.Matthews, Oct. 15 at Minnesota

Longest Punt — 62, J.Vogel, Sept. 28 vs. Chicago

Longest Field Goal — 50, M.Crosby, Nov. 12 at Chicago
 Most Field Goals Attempted — 4, M.Crosby, Nov. 12 at Chicago
 Most Field Goals Made — 3, M.Crosby, Nov. 12 at Chicago

Most Touchdowns — 2, five times, most recently J.Williams, Nov. 26 at Pittsburgh
 Most Rushing Attempts — 21, J.Williams twice, most recently Dec. 3 vs. Tampa Bay
 Most Rushing Yards — 131, A.Jones, Oct. 22 vs. New Orleans

Most Passing Attempts — 50, A.Rodgers, Sept. 17 at Atlanta
 Most Completions — 35, B.Hundley, Dec. 10 at Cleveland
 Most Passing Yards — 343, A.Rodgers, Sept. 17 at Atlanta
 Most Touchdown Passes — 4, A.Rodgers, Sept. 28 vs. Chicago

Most Receptions — 10, D.Adams, Dec. 10 at Cleveland
 Most Receiving Yards — 126, D.Adams, Nov. 19 vs. Baltimore

Most Total Yards from Scrimmage — 138, A.Jones, Oct. 22 vs. New Orleans

Most Defensive Interceptions — 1, 11 times, most recently H.Clinton-Dix and J.Jones, Dec. 10 at Cleveland
 Most Tackles — 17, B.Martinez, Nov. 26 at Pittsburgh
 Most Solo Tackles — 13, B.Martinez, Oct. 22 vs. New Orleans
 Most Sacks — 3.0, N.Perry, Nov. 12 at Chicago
 Most Passes Defensed — 3, five times, most recently J.Jones, Dec. 10 at Cleveland

TEAM

Offensive Most...
 First Downs — 26, Sept. 10 vs. Seattle
 Rushing Attempts — 37, Nov. 12 at Chicago
 Rushing Yards — 199, Dec. 3 vs. Tampa Bay
 Pass Attempts — 50, Sept. 17 at Atlanta
 Completions — 35, Dec. 10 at Cleveland
 TDs Thrown — 4, Sept. 28 vs. Chicago
 Ints. Thrown — 3, three times, most recently Dec. 17 at Carolina
 Net Passing Yards — 308, Sept. 17 at Atlanta
 Offensive Plays — 74, two times, most recently Dec. 10 at Cleveland
 Total Offense — 384, Dec. 17 at Carolina
 Time of Possession — 39:13, Sept. 10 vs. Seattle
 Turnovers — 5, Nov. 19 vs. Baltimore
 Fumbles — 4, Nov. 19 vs. Baltimore
 Fumbles Lost — 2, Nov. 19 vs. Baltimore

Longest Scoring Drives
 Plays — 14, two times, most recently Dec. 3 vs. Tampa Bay
 Yards — 88, Oct. 8 at Dallas
 Time — 7:43, two times, most recently Oct. 8 at Dallas

Shortest Scoring Drives
 Plays — 1, Sept. 10 vs. Seattle
 Yards — 3, Sept. 28 vs. Chicago
 Time — 0:06, Sept. 10 vs. Seattle

Defensive Fewest...
 First Downs Allowed — 12, Sept. 10 vs. Seattle
 Rushing Att. Allowed — 17, Nov. 12 at Chicago
 Rushing Yards Allowed — 55, Nov. 12 at Chicago
 Pass Att. Allowed — 27, two times, most recently Sept. 24 vs. Cincinnati
 Pass Comp. Allowed — 14, Sept. 10 vs. Seattle
 Net Passing Yards Allowed — 135, Sept. 10 vs. Seattle
 Total Plays Allowed — 48, Sept. 10 vs. Seattle
 Total Yards Allowed — 225, Sept. 10 vs. Seattle

Defensive Most...
 Takeaways — 4, Sept. 28 vs. Chicago
 Interceptions — 2, four times, most recently Dec. 10 at Cleveland
 Fumbles Forced — 2, two times, most recently Nov. 6 vs. Detroit
 Fumbles Recovered — 2, two times, most recently Oct. 8 at Dallas
 Passes Defensed — 9, two times, most recently Nov. 26 at Pittsburgh
 Sacks — 7, Dec. 3 vs. Tampa Bay

	2017 regular season...			2016 regular season...			2015 regular season...			1992-present...		
	Home	Road	Overall	Home	Road	Overall	Home	Road	Overall	Home	Road	Overall
Overall	4-3	3-4	7-7	6-2	4-4	10-6	5-3	5-3	10-6	156-50-1	105-102	261-152-1
On Grass	4-3	2-2	6-5	6-2	3-2	9-4	5-3	4-3	9-6	156-50-1	60-41	216-91-1
On Artificial Surfaces	0-0	1-2	1-2	0-0	1-2	1-2	0-0	1-0	1-0	0-0	45-63	45-63
In Open-Air Stadiums	4-3	2-3	6-6	6-2	3-2	9-4	5-3	4-2	9-5	156-50-1	68-64	224-114-1
In Indoor Stadiums	0-0	1-1	1-1	0-0	1-2	1-2	0-0	1-1	1-1	0-0	37-38	37-38
vs. Division Opponents	1-1	1-1	2-2	3-0	2-1	5-1	0-3	3-0	3-3	68-18-1	49-38	117-56-1
vs. NFC	3-2	2-3	5-5	5-1	3-3	8-4	3-3	4-2	7-5	120-34-1	80-75	200-109-1
vs. AFC	1-1	1-1	1-2	1-1	1-1	2-2	2-0	1-1	3-1	36-16	25-27	61-44
When scoring first	1-1	2-0	3-1	6-0	4-1	10-1	5-2	3-0	8-2	111-20-1	65-36	176-56-1
When Opponent scored first	3-2	1-4	4-6	0-2	0-3	0-5	0-1	2-3	2-4	44-30	40-66	84-96
In overtime	2-0	1-0	3-0	0-0	0-0	0-0	0-0	0-0	0-0	7-3-1	2-5	9-8-1
When leading after first quarter	1-1	0-1	1-2	5-0	1-1	6-1	5-2	3-1	8-3	95-15-1	54-25	149-40-1
When leading at halftime	2-1	1-1	3-2	6-0	2-1	8-1	5-0	3-0	8-0	123-10	80-28	203-38
When leading after third quarter	3-0	1-0	4-0	5-0	4-0	9-0	4-0	4-0	8-0	129-5	93-22	222-27
When trailing after first quarter	1-1	1-0	2-1	0-2	0-3	0-5	0-0	1-2	1-2	27-25	19-47	46-72
When trailing at halftime	2-2	2-2	3-4	0-2	1-3	1-5	0-2	2-3	2-5	24-34-1	21-63	45-97-1
When trailing after third quarter	1-3	2-3	3-6	0-2	0-4	0-6	1-3	1-3	2-6	17-42-1	9-78	26-120-1
When tied at halftime	0-0	0-1	0-1	0-0	1-0	1-0	0-1	0-0	0-1	9-6	4-10	13-16
On Thursday	1-0	0-0	1-0	1-0	0-0	1-0	0-1	1-0	1-1	6-1	5-7	11-8
On Friday	0-0	0-0	0-0	0-0	0-0	0-0	0-0	0-0	0-0	0-0	1-0	1-0
On Saturday	0-0	0-0	0-0	1-0	0-0	1-0	0-0	0-0	0-0	2-0	2-0	4-0
On Sunday/Early Games	1-2	2-2	3-4	2-0	2-1	4-1	1-1	1-1	2-2	93-27-1	49-49	142-76-1
On Sunday/Late Afternoon Games	2-0	1-0	3-0	1-2	0-1	1-3	2-0	3-1	5-1	30-13	24-22	54-35
On Sunday/Night Games	0-0	0-2	0-2	1-0	1-2	2-2	1-1	0-1	1-2	13-3	11-9	24-12
On Monday	0-1	0-0	0-1	0-0	1-0	1-0	1-0	0-0	1-0	12-7	12-13	24-20
When Packers had 100-yard rusher	1-1	1-0	2-1	1-0	1-0	2-0	2-1	1-0	3-1	40-11-1	31-9	71-20-1
When Packers had 100-yard receiver	1-1	0-0	1-1	6-0	2-2	8-2	2-1	2-0	4-1	76-17	45-34	121-51
When Packers had 300-yard passer	2-0	0-1	2-1	2-0	2-2	4-2	1-1	0-1	1-2	40-13	33-23	73-36
When Opponent had 100-yard rusher	1-1	2-0	3-1	0-1	0-2	0-3	2-0	1-1	3-1	26-22-1	22-30	48-52-1
When Opponent had 100-yard receiver	1-2	0-3	1-4	2-0	1-3	3-3	2-0	2-2	4-2	49-18	29-40	78-58
When Opponent had 300-yard passer	0-2	0-1	0-3	2-0	3-1	5-1	1-0	0-1	1-1	25-9	18-21	43-30

TRANSACTIONS BY DATE

1/24	Signed C Jacob Flores, LB Reggie Gilbert, WR Antwan Goodley, LB Derrick Mathews, G Lucas Patrick, DT Brian Price, TE Beau Sandland and S Jermaine Whitehead	5/8	Signed LB Josh Letuligasenoa, CB Raysean Pringle, RB William Stanback, LB David Talley and S Aaron Taylor; Released WR Antwan Goodley and LS Taylor Pepper	9/3	Signed LB Ahmad Brooks; Claimed LB Chris Odum off waivers from the Atlanta Falcons; Placed G/T Don Barclay on injured reserve; Traded LB Jayrone Elliott to the Dallas Cowboys;	11/3	Activated LB Vince Biegel from reserve/physically unable to perform; Signed LS Derek Hart; Signed CB Donatello Brown to the active roster from the practice squad; Signed TE Emanuel Byrd to the practice squad; Placed S Kentrell Brice and LS Taybor Pepper on injured reserve.
1/27	Signed LS Taybor Pepper	5/11	Signed CB Kevin King	9/3	Signed G Kofi Amichia, CB Donatello Brown, QB Joe Callahan, WR Michael Clark, LB Reggie Gilbert, DT Izaah Lunsford, LB Derrick Mathews, G/T Adam Pankey, S Jermaine Whitehead and WR DeAngelo Yancey to the practice squad	11/8	Waived TE Martellus Bennett.
2/7	Released RB James Starks	5/19	Signed S Josh Jones			11/11	Released LB Derrick Mathews from the practice squad.
2/8	Released CB Sam Shields	8/5	Signed TE Emanuel Byrd			11/13	Signed LB Derick Mathews to the practice squad.
3/8	Re-signed P Jacob Schum	8/5	Placed CB Herb Waters on injured reserve			11/14	Signed LS Brett Goode; Released LS Derek Hart.
3/9	Re-signed LB Nick Perry	8/8	Released DT Letroy Guion	9/5	Signed DT Quinton Dial; Released DT Christian Ringo.	11/14	Signed LS Brett Goode; Released LS Derek Hart.
3/10	Re-signed T/G Don Barclay; Signed TE Martellus Bennett	8/12	Signed LS Brett Goode	9/12	Released CB LaDarius Gunter; Activated WR Geronimo Allison from exempt status.	11/18	Signed FB Joe Kerridge to the active roster from the practice squad; Activated T Jason Spriggs from injured reserve; Placed T Bryan Bulaga on injured reserve.
3/11	Signed TE Lance Kendricks	8/13	Placed TE Beau Sandland on injured reserve	9/13	Signed G/T Adam Pankey to the active roster from the practice squad;	11/22	Signed T Francis Kallon to the practice squad.
3/14	Re-signed LB Jayrone Elliott		Claimed DE Shaneil Jenkins off waivers from the Seattle Seahawks.	9/21	Signed DT Ricky Jean Francois; Placed T Jason Spriggs on injured reserve.	11/28	Released T Francis Kallon and LB Derrick Mathews from the practice squad.
3/15	Re-signed RB Joe Kerridge and LB Jordan Tripp; Signed CB Davon House	8/15	Released DE Shaneil Jenkins	9/25	Signed LS Taybor Pepper; Placed LS Brett Goode on injured reserve.	11/29	Signed LB Ahmad Thomas to the practice squad.
3/20	Re-signed LB Joe Thomas	8/28	Released LS Derek Hart, WR Colby Pearson and RB William Stanback	9/26	Signed T Ulrick John from Arizona's practice squad; Placed T Kyle Murphy on injured reserve.	11/30	Signed CB Raysean Pringle to the practice squad.
3/23	Re-signed RB Christine Michael		Released G Kofi Amichia, CB Donatello Brown, TE Emanuel Byrd, QB Joe Callahan, LB Johnathan Calvin, WR Michael Clark, WR Montay Crockett, WR Malachi Dupre, G Thomas Evans, LB Reggie Gilbert, G Geoff Gray, LB Cody Heiman, DT Calvin Hertelou, QB Taysom Hill, CB Daquan Holmes, T Robert Leff, LB Josh Letuligasenoa, DT Izaah Lunsford, LB Derrick Mathews, WR Max McCaffrey, G/T Adam Pankey, TE Aaron Peck, RB Kalif Phillips, DT Brian Price, CB Raysean Pringle, S Aaron Taylor, LB Jordan Tripp, S Jermaine Whitehead and WR DeAngelo Yancey; Placed LB Vince Biegel and CB Demetri Goodson on reserve/physically unable to perform; placed FB Joe Kerridge and LB David Talley on injured reserve; Placed WR Geronimo Allison on the reserve/suspended list	10/16	Signed QB Joe Callahan to the active roster; Placed CB Quentin Rollins on injured reserve.	12/1	Signed WR Michael Clark to the active roster from the practice squad; Placed RB Ty Montgomery on injured reserve.
3/24	Signed DT Ricky Jean Francois	9/2	Released G Kofi Amichia, CB Donatello Brown, TE Emanuel Byrd, QB Joe Callahan, LB Johnathan Calvin, WR Michael Clark, WR Montay Crockett, WR Malachi Dupre, G Thomas Evans, LB Reggie Gilbert, G Geoff Gray, LB Cody Heiman, DT Calvin Hertelou, QB Taysom Hill, CB Daquan Holmes, T Robert Leff, LB Josh Letuligasenoa, DT Izaah Lunsford, LB Derrick Mathews, WR Max McCaffrey, G/T Adam Pankey, TE Aaron Peck, RB Kalif Phillips, DT Brian Price, CB Raysean Pringle, S Aaron Taylor, LB Jordan Tripp, S Jermaine Whitehead and WR DeAngelo Yancey; Placed LB Vince Biegel and CB Demetri Goodson on reserve/physically unable to perform; placed FB Joe Kerridge and LB David Talley on injured reserve; Placed WR Geronimo Allison on the reserve/suspended list	10/20	Placed QB Aaron Rodgers on injured reserve.	12/5	Signed TE Robert Tonyan to the practice squad.
3/29	Signed G Justin McCray			10/21	Signed S Jermaine Whitehead to the active roster from the practice squad.	12/6	Activated CB Demetri Goodson from reserve/physically unable to perform; Placed CB Kevin King on injured reserve.
3/31	Signed LS Derek Hart			10/24	Signed FB Joe Kerridge to the practice squad; Released G/T Don Barclay from injured reserve.	12/13	Signed WR Colby Pearson to the practice squad.
4/5	Re-signed RB Don Jackson			10/30	Signed FB Joe Kerridge to the practice squad; Released G Darrell Greene from the practice squad.	12/16	Activated QB Aaron Rodgers from injured reserve; Released QB Joe Callahan.
4/11	Released CB Makinton Dorleant			11/1	Released DT Ricky Jean Francois.		
4/13	Re-signed DT Christian Ringo						
4/14	Re-signed WR Geronimo Allison						
4/26	Signed G Jahri Evans						
5/1	Released RB Don Jackson and RB Christine Michael						
5/5	Signed G Kofi Amichia, WR Malachi Dupre, RB Aaron Jones, RB Devante Mays and WR DeAngelo Yancey						
5/5	Signed CB Donatello Brown, LB Johnathan Calvin, WR Michael Clark, WR Montay Crockett, G Thomas Evans, G Geoff Gray, LB Cody Heiman, QB Taysom Hill, DT Izaah Lunsford, G/T Adam Pankey, TE Aaron Peck, RB Kalif Phillips, CB Lenzy Pipkins, CB David Rivers and P Justin Vogel						

TRANSACTIONS BY PLAYER

Allison, Geronimo - WR 4/14/17 Re-signed 9/2/17 Placed on reserve/suspended list 9/12/17 Activated from exempt status	Flores, Jacob - C 1/24/17 Signed	Kerridge, Joe - FB 3/15/17 Re-signed 9/2/17 Placed on injured reserve 10/30/17 Signed to practice squad 11/18/17 Signed to active roster	Pipkins, Lenzy - CB 5/5/17 Signed
Amichia, Kofi - G 5/5/17 Signed 9/2/17 Released 9/3/17 Signed to practice squad	Gilbert, Reggie - LB 1/24/17 Signed 9/2/17 Released 9/3/17 Signed to practice squad	King, Kevin - CB 5/11/17 Signed 12/6/17 Placed on injured reserve	Price, Brian - DT 1/24/17 Signed 9/2/17 Released
Barclay, Don - T/G 3/10/17 Re-signed 9/3/17 Placed on injured reserve 10/24/17 Released from injured reserve	Goode, Brett - LS 8/12/17 Signed 9/21/17 Placed on injured reserve 11/14/17 Signed	Letuligasenoa, Josh - LB 5/8/17 Signed 9/2/17 Released	Pringle, Raysean - CB 5/8/17 Signed 11/30/17 Signed to practice squad
Bennett, Martellus - TE 3/10/17 Signed 11/8/17 Waived	Goodson, Demetri - CB 12/6/17 Activated from reserve/PUP	Lunsford, Izaah - DT 5/5/17 Signed 9/2/17 Released 9/3/17 Signed to practice squad	Ringo, Christian - DT 4/13/17 Re-signed 9/5/17 Released
Biegel, Vince - LB 11/3/17 Activated from reserve/PUP	Goodley, Antwan - WR 1/24/17 Signed 5/8/17 Released	Mathews, Derrick - LB 1/24/17 Signed 9/2/17 Released 9/3/17 Signed to practice squad 11/11/17 Released from practice squad 11/13/17 Signed to practice squad 11/28/17 Released from practice squad	Rivers, David - CB 5/5/17 Signed
Brice, Kentrell - S 11/3/17 Placed on injured reserve	Guion, Letroy - DT 8/8/17 Released	McCaffrey, Max - WR 9/2/17 Released 10/24/17 Signed to practice squad	Rodgers, Aaron - QB 10/20/17 Placed on injured reserve 12/16/17 Activated from injured reserve
Brown, Donatello - CB 5/5/17 Signed 9/2/17 Released 9/3/17 Signed to practice squad 11/3/17 Signed to active roster	Gunter, LaDarius - CB 9/12/17 Released	Michael, Christine - RB 3/23/17 Re-signed 5/1/17 Released	Rollins, Quinten - CB 10/16/17 Placed on injured reserve
Bulaga, Bryan - T 11/18/17 Placed on injured reserve	Gray, Geoff - G 5/5/17 Signed 9/2/17 Released	Montgomery, Ty - RB 12/1/17 Placed on injured reserve	Sandland, Beau - TE 1/24/17 Re-signed 8/13/17 Placed on injured reserve
Byrd, Emanuel - TE 8/5/17 Signed 9/2/17 Released 11/3/17 Signed to practice squad	Greene, Darrell - G 9/13/17 Signed to practice squad 10/30/17 Released from practice squad	Murphy, Kyle - T 9/26/17 Placed on injured reserve	Schum, Jacob - P 3/8/17 Re-signed
Callahan, Joe - QB 9/3/17 Signed to practice squad 10/16/17 Signed to active roster 12/16/17 Released	Hart, Derek - LS 3/31/17 Signed 8/28/17 Released 11/3/17 Signed 11/14/17 Released	Pankey, Adam - G/T 5/5/17 Signed 9/2/17 Released 9/3/17 Signed to practice squad 9/13/17 Signed to active roster	Shields, Sam - CB 2/8/17 Released
Calvin, Johnathan - LB 5/5/17 Signed 9/2/17 Released	Heiman, Cody - LB 5/5/17 Signed 9/2/17 Released	Peck, Aaron - TE 5/5/17 Signed 9/2/17 Released	Spriggs, Jason - T 9/21/17 Placed on injured reserve 11/18/17 Activated from injured reserve
Clark, Michael - WR 5/5/17 Signed 9/2/17 Released 9/3/17 Signed to practice squad 12/1/17 Signed to active roster	Hill, Taysom - QB 5/5/17 Signed 9/2/17 Released	Pepper, Taybor - LS 1/27/17 Signed 5/8/17 Released 9/21/17 Signed 11/3/17 Placed on injured reserve	Stanback, William - RB 5/8/17 Signed 8/28/17 Released
Crockett, Montay - WR 5/5/17 Signed 9/2/17 Released	House, Davon - CB 3/15/17 Signed	Perry, Nick - LB 3/9/17 Re-signed	Starks, James - RB 2/7/17 Released
Dorleant, Makinton - CB 4/11/17 Released	Jackson, Don - RB 4/5/17 Re-signed 5/1/17 Released	Phillips, Kalif - RB 5/5/17 Signed 9/2/17 Released	Talley, David - LB 5/8/17 Signed 9/2/17 Placed on injured reserve
Dial, Quinton - DT 9/5/17 Signed	Jean Francois, Ricky - DT 3/24/17 Signed 9/13/17 Released 9/21/17 Signed 11/1/17 Released	Price, Brian - DT 1/24/17 Signed 9/2/17 Released	Taylor, Aaron - S 5/8/17 Signed 9/2/17 Released
Dupre, Malachi - WR 5/5/17 Signed 9/2/17 Released	Jenkins, Shaneil - DE 8/13/17 Claimed off waivers from SEA 5/5/17 Released	Price, Brian - DT 1/24/17 Signed 9/2/17 Released	Thomas, Ahmad - LB 11/90/17 Signed to practice squad
Elliott, Jayrone - LB 3/14/17 Re-signed 9/3/17 Traded to DAL	John, Ulrick - T 9/26/17 Signed from Arizona's practice squad	Price, Brian - DT 1/24/17 Signed 9/2/17 Released	Thomas, Joe - LB 3/20/17 Re-signed
Evans, Jahri - G 4/26/17 Signed	Jones, Aaron - RB 5/5/17 Signed	Price, Brian - DT 1/24/17 Signed 9/2/17 Released	Tonyan, Robert - TE 12/5/17 Signed to practice squad
Evans, Thomas - G 5/5/17 Signed	Jones, Josh - S 5/19/17 Signed	Price, Brian - DT 1/24/17 Signed 9/2/17 Released	Tripp, Jordan - LB 3/15/17 Re-signed 9/2/17 Released
	Kallon, Francis - T 11/22/17 Signed to practice squad 11/28/17 Released from practice squad	Price, Brian - DT 1/24/17 Signed 9/2/17 Released	Vogel, Justin - P 5/5/17 Signed
	Kendricks, Lance - TE 3/11/17 Signed	Price, Brian - DT 1/24/17 Signed 9/2/17 Released	Waters, Herb - CB 8/5/17 Placed on injured reserve
		Price, Brian - DT 1/24/17 Signed 9/2/17 Released	Whitehead, Jermaine - S 1/24/17 Signed 9/2/17 Released 9/3/17 Signed to practice squad 10/21/17 Signed to active roster
		Price, Brian - DT 1/24/17 Signed 9/2/17 Released	Yancey, DeAngelo - WR 5/5/17 Signed 9/2/17 Released

THE LAST TIME

Regular-Season Games Only

RUSHING

200 Yards Rushing, Individual

BY PACKERS — Ahman Green, Dec. 28, 2003, vs. Denver (218 yards)
BY OPPONENT — Adrian Peterson, Dec. 2, 2012, vs. Minnesota (210 yards)

100 Yards Rushing, Individual

BY PACKERS — Jamaal Williams, Dec. 3, 2017, vs. Tampa Bay (113 yards)
BY OPPONENT — Isaiah Crowell, Dec. 10, 2017, at Cleveland (121 yards)

100 Yards Rushing, Individual, One Half

BY PACKERS — Ty Montgomery, Dec. 18, 2016, at Chicago (123 yards in first half)
BY OPPONENT — Robert Kelley, Nov. 20, 2016, at Washington (102 yards in second half)

100 Yards Rushing and Receiving, Individual

BY PACKERS — Never
BY OPPONENT — Darrin Nelson, Nov. 13, 1983, at Minnesota (119 yards rushing, 137 receiving)

Two 100-Yard Rushers

BY PACKERS — Ryan Grant (106 yards) and DeShawn Wynn (106 yards), Dec. 28, 2008, vs. Detroit
BY OPPONENT — Tony Dorsett (149 yards) and Robert Newhouse (101 yards), Nov. 12, 1978, vs. Dallas at Milw.

Two 100-Yard Rushers and Two 100-Yard Receivers

BY PACKERS — Ryan Grant (106 yards) and DeShawn Wynn (106), Dec. 28, 2008, vs. Detroit, Donald Driver (111 yards) and Greg Jennings (101 yards), Dec. 28, 2008, vs. Detroit*
BY OPPONENT — Never
*First time in NFL history

Four Touchdowns Rushing, Individual

BY PACKERS — Dorsey Levens, Jan. 2, 2000, vs. Arizona (8, 1, 5, 1 yards)
BY OPPONENT — DeAngelo Williams, Nov. 30, 2008, vs. Carolina (1, 1, 1, 1 yards)

Three Touchdowns Rushing, Individual

BY PACKERS — Ahman Green, Oct. 20, 2002, vs. Washington (24, 2, 8 yards)
BY OPPONENT — Robert Kelley, Nov. 20, 2016, at Washington (10, 1, 4 yards)

Two Touchdowns Rushing, Individual

BY PACKERS — Ty Montgomery, Dec. 18, 2016, at Chicago (4, 3 yards)
BY OPPONENT — Devonta Freeman, Sept. 17, 2017, at Atlanta (1, 2 yards)

PASSING

400 Yards Passing, Individual

BY PACKERS — Aaron Rodgers, Oct. 26, 2014, at New Orleans (418 yards)
BY OPPONENT — Philip Rivers, Oct. 18, 2015, vs. San Diego (503 yards)

300 Yards Passing, Individual

BY PACKERS — Aaron Rodgers, Sept. 24, 2017, vs. Cincinnati (313 yards)
BY OPPONENT — Ben Roethlisberger, Nov. 26, 2017, at Pittsburgh (351 yards)

Six Touchdown Passes, Individual

BY PACKERS — Aaron Rodgers, Nov. 9, 2014, vs. Chicago (1, 4, 73, 40, 56, 18 yards)
BY OPPONENT — Tommy Kramer, Sept. 28, 1986, at Minnesota (23, 13, 36, 2, 17, 7 yards)

Five Touchdown Passes, Individual

BY PACKERS — Aaron Rodgers, Sept. 28, 2015, vs. Kansas City (8, 3, 27, 4, 4, yards)
BY OPPONENT — Matthew Stafford, Jan. 1, 2012, vs. Detroit (8, 13, 2, 5, 12 yards)

Four Touchdown Passes, Individual

BY PACKERS — Aaron Rodgers, Sept. 28, 2017, vs. Chicago (5, 2, 4, 8 yards)
BY OPPONENT — Cam Newton, Dec. 17, 2017, at Carolina (7, 30, 9, 13 yards)

Three Touchdown Passes, Individual

BY PACKERS — Brett Hundley, Dec. 10, 2017, at Cleveland (30, 1, 25 yards)
BY OPPONENT — Cam Newton, Dec. 17, 2017, at Carolina (7, 30, 9, 13 yards)

Six Interceptions Thrown, Individual

BY PACKERS — Tom O'Malley, Sept. 17, 1950, vs. Detroit
BY OPPONENT — Don Horn, Sept. 26, 1971, vs. Denver at Milw.

Five Interceptions Thrown, Individual

BY PACKERS — Brett Favre, Oct. 30, 2005, at Cincinnati
BY OPPONENT — Russell Wilson, Dec. 11, 2016, vs. Seattle

Four Interceptions Thrown, Individual

BY PACKERS — Brett Favre, Dec. 25, 2005, vs. Chicago
BY OPPONENT — Russell Wilson, Dec. 11, 2016, vs. Seattle

RECEIVING

10 or More Receptions, Individual

BY PACKERS — Davante Adams, Dec. 10, 2017, at Cleveland (10 receptions)
BY OPPONENT — Le'Veon Bell (12 receptions) and Antonio Brown (10 receptions), Nov. 26, 2017, at Pittsburgh

200 Yards Receiving, Individual

BY PACKERS — Jordy Nelson, Sept. 14, 2014, vs. N.Y. Jets (209 yards)
BY OPPONENT — Adam Thielen, Dec. 24, 2016, vs. Minnesota (202 yards)

100 Yards Receiving, Individual

BY PACKERS — Davante Adams, Nov. 19, 2017, vs. Baltimore (126 yards)
BY OPPONENT — Greg Olsen, Dec. 17, 2017, at Carolina (116 yards)

100 Yards Receiving, One Half, Individual

BY PACKERS — Geronimo Allison, Sept. 24, 2017, vs. Cincinnati (112 yards in second half and OT)
BY OPPONENT — Adam Thielen, Dec. 24, 2016, vs. Minnesota (142 yards in first half)

Two 100-Yard Receivers

BY PACKERS — Davante Adams (156 yards) and Jordy Nelson (126 yards), Nov. 13, 2016, at Tennessee
BY OPPONENT — Golden Tate (113 yards) and Marvin Jones (107 yards), Nov. 6, 2017, vs. Detroit

Four Touchdown Receptions, Individual

BY PACKERS — Sterling Sharpe, Nov. 24, 1994, at Dallas (1, 36, 30, 5 yards)
BY OPPONENT — Never

Three Touchdown Receptions, Individual

BY PACKERS — Randall Cobb, Sept. 28, 2015, vs. Kansas City (3, 4, 4 yards)
BY OPPONENT — Vincent Jackson, Nov. 6, 2011, at San Diego (23, 5, 29 yards)

Two Touchdown Receptions, Individual

BY PACKERS — Davante Adams, Dec. 10, 2017, at Cleveland (1, 25 yards)
BY OPPONENT — Damiere Byrd, Dec. 17, 2017, at Carolina (9, 13 yards)

INTERCEPTIONS

Four Interceptions, Individual

BY PACKERS — Willie Buchanon, Sept. 24, 1978, at San Diego
BY OPPONENT — Never

Three Interceptions, Individual

BY PACKERS — Tom Flynn, Oct. 28, 1984, vs. Detroit
BY OPPONENT — Vencie Glenn, Dec. 27, 1992, at Minnesota

Two Interceptions, Individual

BY PACKERS — Ha Ha Clinton-Dix, Dec. 18, 2016, at Chicago
BY OPPONENT — Janoris Jenkins, Oct. 9, 2016, vs. N.Y. Giants

Interception Returned for Touchdown

BY PACKERS — Damarious Randall, Oct. 8, 2017, at Dallas (21 yards)
BY OPPONENT — William Jackson, Sept. 24, 2017, vs. Cincinnati (75 yards)

TOUCHDOWNS

Five Touchdowns, Individual

BY PACKERS — Paul Hornung, Dec. 12, 1965, at Baltimore (2-, 9-, 3-yard runs; 50-, 65-yard receptions)
BY OPPONENT — Never

Four Touchdowns, Individual

BY PACKERS — Dorsey Levens, Jan. 2, 2000, vs. Arizona (8-, 1-, 5-, 1-yard runs)
BY OPPONENT — DeAngelo Williams, Nov. 30, 2008, vs. Carolina (1-, 1-, 1-, 1-yard runs)

Three Touchdowns, Individual

BY PACKERS — Randall Cobb, Sept. 28, 2015, vs. Kansas City (3-, 4-, 4-yard receptions)
BY OPPONENT — Robert Kelley, Nov. 20, 2016, at Washington (10-, 1-, 4-yard runs)

THE LAST TIME

FIELD GOALS/PATS

Five Field Goals Made, Individual

BY PACKERS — Mason Crosby, Nov. 22, 2015, at Minnesota (42, 47, 40, 42, 52 yards)

BY OPPONENT — Dan Bailey, Dec. 15, 2013, at Dallas (47, 23, 43, 50, 50 yards)

Four Field Goals Made, Individual

BY PACKERS — Mason Crosby, Nov. 22, 2015, at Minnesota (42, 47, 40, 42, 52 yards)

BY OPPONENT — Dan Carpenter, Dec. 14, 2014, at Buffalo (27, 51, 35, 48 yards)

60-Yard Field Goal

BY PACKERS — Never

BY OPPONENT — David Akers, Sept. 9, 2012, vs. San Francisco (63 yards)

50-Yard Field Goal

BY PACKERS — Mason Crosby, Nov. 12, 2017, at Chicago (50 yards)

BY OPPONENT — Chris Boswell, Nov. 26, 2017, at Pittsburgh (53 yards)

Blocked Field-Goal Attempt

BY PACKERS — Datone Jones, Oct. 11, 2015, vs. St. Louis (50-yard Greg Zuerlein attempt)

BY OPPONENT — A'Shawn Robinson, Nov. 6, 2017, vs. Detroit (38-yard Mason Crosby attempt)

Two-Point Conversion

BY PACKERS — Aaron Rodgers, Oct. 30, 2016, at Atlanta

BY OPPONENT — Antonio Brown, Nov. 26, 2017, at Pittsburgh (pass from Ben Roethlisberger)

Point After Touchdown Missed

BY PACKERS — Mason Crosby, Oct. 8, 2017, at Dallas (second attempt, wide left)

BY OPPONENT — Chris Boswell, Nov. 26, 2017, at Pittsburgh (first attempt, wide left)

Blocked Point After Touchdown

BY PACKERS — Kenny Clark, Oct. 22, 2017, vs. New Orleans (Wil Lutz, second attempt)

BY OPPONENT — Ra'Shede Hageman, Dec. 8, 2014, vs. Atlanta (Mason Crosby, fifth attempt)

PUNTING

70-Yard Punt

BY PACKERS — Tim Masthay, Dec. 18, 2011, at Kansas City (71 yards)

BY OPPONENT — Jon Ryan, Sept. 24, 2012, at Seattle (73 yards)

60-Yard Punt

BY PACKERS — Justin Vogel, Oct. 22, 2017, vs. New Orleans (60 yards)

BY OPPONENT — Pat McAfee, Nov. 6, 2016, vs. Indianapolis (67 yards)

Blocked Punt

BY PACKERS — Jamari Lattimore, Nov. 4, 2013, vs. Chicago (Adam Podlesh, punter)

BY OPPONENT — Bryan Braman, Nov. 16, 2014, vs. Philadelphia (Tim Masthay, punter)

10 Punts, Individual

BY PACKERS — Jon Ryan, Nov. 19, 2006, vs. New England (10 punts; 459 yards)

BY OPPONENT — Chris Kluwe, Dec. 21, 2006, vs. Minnesota (10 punts; 434 yards)

No Punts

BY PACKERS — Oct. 26, 2014, at New Orleans

BY OPPONENT — Nov. 6, 2017, vs. Detroit

OTHER SPECIAL TEAMS

Kickoff Returned for Touchdown

BY PACKERS — Randall Cobb, Sept. 8, 2011, vs. New Orleans (108 yards)

BY OPPONENT — Jordan Todman, Nov. 6, 2016, vs. Indianapolis (99 yards)

Punt Returned for Touchdown

BY PACKERS — Micah Hyde, Dec. 28, 2014, vs. Detroit (55 yards)

BY OPPONENT — Marcus Thigpen, Dec. 14, 2014, at Buffalo (75 yards)

Blocked (Opponent) Field Goal Returned for Touchdown

BY PACKERS — Willie Buchanon, Dec. 17, 1972, at New Orleans (57 yards)

BY OPPONENT — Shawn Springs, Nov. 1, 1999, vs. Seattle (61 yards)

Blocked Punt Returned for Touchdown

BY PACKERS — Dezman Moses, Oct. 28, 2012, vs. Jacksonville (0 yards; Bryan Anger, punter)

BY OPPONENT — DeVier Posey, Oct. 14, 2012, at Houston (0 yards; Tim Masthay, punter)

Recovered Own Onside Kick Attempt

BY PACKERS — Marwin Evans, Dec. 17, 2017, at Carolina (Mason Crosby, kicker)

BY OPPONENT — Jayron Kearsse, Dec. 24, 2016, vs. Minnesota (Kai Forbath, kicker)

OTHER DEFENSE

Shutout Posted

BY PACKERS — Oct. 31, 2010, at N.Y. Jets (9-0)

BY OPPONENT — Nov. 19, 2017, vs. Baltimore (23-0)

Fumble Returned for Touchdown

BY PACKERS — Dean Lowry, Dec. 3, 2017, vs. Tampa Bay (62 yards)

BY OPPONENT — Desmond Trufant, Sept. 17, 2017, at Atlanta (15 yards)

Safety Scored

BY PACKERS — Team, Dec. 28, 2014, vs. Detroit (Matthew Stafford penalized for intentional grounding in end zone)

BY OPPONENT — Malik Jackson, Nov. 1, 2015, at Denver (Richard Rodgers tackled in end zone)

Five Sacks, Individual

BY PACKERS — Vonnie Holliday, Dec. 22, 2002, vs. Buffalo

BY OPPONENT — Antwan Odom, Sept. 20, 2009, vs. Cincinnati

Four Sacks, Individual

BY PACKERS — Kabeer Gbaja-Biamila, Jan. 2, 2005, at Chicago

BY OPPONENT — Chris Clemons, Sept. 24, 2012, at Seattle

Three Sacks, Individual

BY PACKERS — Nick Perry, Nov. 12, 2017, at Chicago

BY OPPONENT — Dwight Freeney, Dec. 27, 2015, at Arizona

MISCELLANEOUS

No Penalties

BY PACKERS — Nov. 4, 2013, vs. Chicago

BY OPPONENT — Dec. 14, 1997, at Carolina

Game Without Touchdown

BY PACKERS — Nov. 19, 2017, vs. Baltimore

BY OPPONENT — Sept. 10, 2017, vs. Seattle

50 Points, Game

BY PACKERS — 53, Nov. 16, 2014, vs. Philadelphia

BY OPPONENT — 51, Nov. 24, 2008, at New Orleans

40 Points, Game

BY PACKERS — 43, Dec. 8, 2014, vs. Atlanta

BY OPPONENT — 42, Nov. 20, 2016, at Washington

500 Yards Total Offense

BY PACKERS — 502, Dec. 8, 2014, vs. Atlanta

BY OPPONENT — 515, Nov. 20, 2016, at Washington

Tie Game

Green Bay 26, Minnesota 26, Nov. 24, 2013

ATLANTA (AP) — Matt Ryan and the Atlanta Falcons picked up where they left off against the Green Bay Packers, building a big halftime lead on the way to a 34-23 victory Sunday night. The remainder of last season's NFC Championship game was essentially a repeat. Ryan threw for 252 yards and a touchdown, Devonta Freeman had a couple of scoring runs, and Desmond Trufant darted to the end zone off an attempted pass by Packers quarterback Aaron Rodgers that was ruled a fumble.

Back in January at the Georgia Dome, Atlanta earned a trip to the Super Bowl by racing to a 31-0 edge early in the third quarter on the way to a 44-21 blowout of the Packers.

In the first regular-season NFL game at \$1.5 billion Mercedes-Benz Stadium — and the first sporting event in which the facility's camera lens-like roof was open — the Falcons put on quite a show to mark the occasion.

They were ahead 24-7 at halftime and 31-7 less than a minute into the third quarter. Ryan threw for 201 yards in the first half, getting Julio Jones involved in the offense. Freeman rushed for 84 yards, and Terin Coleman clipped in with 42 on the ground plus a touchdown catch. Trufant not only scored a defensive touchdown, he came up with a crucial interception near the end of the first half.

On the opening possession, Ryan guided a nine-play, 86-yard drive that was reminiscent of the league's highest-scoring team a year ago. Jones hauled in two passes for 53 yards and the Falcons didn't get to third down until they were at the Green Bay 1. Freeman powered in from there to make it 7-0.

The Packers (-1-1) responded with a 75-yard drive of their own, capped by Ty Montgomery's 1-yard TD run. But it was downhill from there for Rodgers and his offense, which was missing both of its starting tackles and lost receiver Jordy Nelson early on with a quadriceps injury. The Packers lost several more players during the game.

Atlanta led 17-7 after Freeman's second TD run from 2 yards out and Matt Ryan's 51-yard field goal. Then, the game totally got away from Rodgers and the Packers near the end of the first half — one a disputed offensive pass interference that wiped out a 36-yard gain — pushed Green Bay back to its own 3 before Rodgers loosed a pass down the right sideline that was picked off easily by Trufant at the 36.

Ryan hit Mohamed Sanu with a 21-yard pass, setting up a 3-yard scoring pass to Coleman with 24 seconds remaining.

On the second play of the second half, Rodgers was hit by 2016 sack leader Vic Beasley Jr., attempting to throw, the ball wobbling out of his hand for what appeared an incomplete pass. But Trufant wisely scooped it up and scooted into the end zone for what was ruled a 15-yard touchdown. The Packers finally showed a bit of life with a couple of fourth-quarter touchdowns, including Rodgers' 300th career scoring pass.

OFFICIALS — Referee: Walt Anderson (66); Umpire: Carl Paganielli (124); Down Judge: Jerod Phillips (6); Line Judge: Byron Boston (18); Field Judge: John Jenkins (117); Side Judge: Laird Hayes (124); Back Judge: Gregory Wilson (119); Replay Official: Billy Smith

STARTING LINEUPS

Green Bay Packers			Atlanta Falcons		
Offense	Defense	Special Teams	Offense	Defense	Special Teams
WR 87 K.Nelson	NT 97 K.Dark	K 31 M.Hunter	WR 11 J.Jones	CB 34 B.Proble	P 31 M.Hunter
WR 68 J.Melvin	DT 76 M.Daniels	P 31 M.Hunter	WR 70 J.Matthews	DT 92 D.Pope	P 31 M.Hunter
LG 65 L.Taylor	LOLB 52 C.Matthews	P 31 M.Hunter	LG 67 A.Levitre	DT 97 G.Jarratt	P 31 M.Hunter
C 63 C.Linsley	ILB 40 M.Burnett	P 31 M.Hunter	C 51 A.Mack	DE 99 A.Clayton	P 31 M.Hunter
RG 73 J.Evens	ILB 50 B.Mattheis	P 31 M.Hunter	RG 71 W.Schweitzer	LB 44 V.Besley	P 31 M.Hunter
RT 64 J.McGraw	ROLB 53 N.Perry	P 31 M.Hunter	RT 73 R.Schraeder	LB 45 D.Jones	P 31 M.Hunter
TE 80 M.Bennett	LCB 31 D.House	P 31 M.Hunter	TE 81 A.Hooper	LB 59 D.Campbell	P 31 M.Hunter
WR 18 R.Cobb	RCB 23 D.Handall	P 31 M.Hunter	WR 12 M.Sanu	CB 23 R.Rford	P 31 M.Hunter
WR 17 D.Adams	CB 24 O.Hollins	P 31 M.Hunter	WR 24 W.Ryan	CB 21 D.Trufant	P 31 M.Hunter
CB 12 A.Rodgers	SS 29 K.Brice	P 31 M.Hunter	CB 24 D.Freeman	CB 37 R.Rallen	P 31 M.Hunter
RB 88 T.Montgomery	FS 21 H.Chilton-Dix	P 31 M.Hunter	WR 18 T.Gabriel	S 22 K.Meal	P 31 M.Hunter

GREEN BAY SUBSTITUTIONS

— K 2 M.Crosby, P 8 J.Vogel, WR 11 T.Davis, CB 20 K.King, FB 22 A.Ripkowski, S 225 M.Evens, S 27 J.Jones, CB 28 J.Hawkins, RB 30 J.Williams, RB 33 A.Jones, LB 47 J.Franklin, LB 51 K.Fackrell, LS 61 B.Goode, G 62 J.Patrick, WR 81 G.Allison, TE 82 R.Rodgers, WR 83 J.James, TE 84 K.Kendricks, DT 91 Q.Dial, DE 94 D.Lowry, **DID NOT PLAY** — CB 7 B.Hindley, G 77 A.Pankey, LB 98 C.Odom, **INACTIVES** — RB 32 D.Mays, CB 41 L.Pipkins, LB 55 A.Brooks, LB 69 D.Barkhart, T 75 B.Buruga, T 78 J.Spriggs, DT 90 M.Adams.

FIELD GOALS (made) (& missed)

Player	Yds	Time	Result
M.Bryant	2	1:00	Missed
M.Bryant	3	3:00	Missed
M.Bryant	4	13:00	Missed
M.Bryant	5	13:00	Missed

GREEN BAY DEFENSIVE STATISTICS (official)

Player	Att	Yds	Sk	Int	TD	FF	Rec	Yds	TD
J.Jones	1	10	0	0	0	0	0	0	0
D.Pope	2	1	0	0	0	0	0	0	0
G.Jarratt	2	1	0	0	0	0	0	0	0
A.Levitre	2	1	0	0	0	0	0	0	0
W.Schweitzer	2	1	0	0	0	0	0	0	0
R.Schraeder	2	1	0	0	0	0	0	0	0
A.Hooper	2	1	0	0	0	0	0	0	0
M.Sanu	2	1	0	0	0	0	0	0	0
D.Campbell	2	1	0	0	0	0	0	0	0
R.Rford	2	1	0	0	0	0	0	0	0
D.Trufant	2	1	0	0	0	0	0	0	0
W.Ryan	2	1	0	0	0	0	0	0	0
D.Freeman	2	1	0	0	0	0	0	0	0
K.Meal	2	1	0	0	0	0	0	0	0

Green Bay Packers										Atlanta Falcons									
Player	Att	Yds	Sk	Int	TD	FF	Rec	Yds	TD	Player	Att	Yds	Sk	Int	TD	FF	Rec	Yds	TD
Rushing	10	35	3	3	7	0	0	0	0	D.Freeman	19	84	4	4	17	0	0	0	0
T.Montgomery	1	10	0	0	1	0	0	0	0	T.Coleman	6	42	7	0	35	0	0	0	
R.Cobb	2	8	0	0	4	0	0	0	0	M.Ryan	1	7	0	0	8	0	0	0	
J.Williams	2	6	0	0	9	0	0	0	0	T.Gabriel	1	7	0	0	7	0	0	0	
Total	15	59	3	3	10	0	0	0	0	Total	27	141	7	4	35	0	0	0	
Passing	50	33	343	3:55	2	33	1	90.7	0	Passing	28	19	252	3:29	1	34	0	108.0	0
A.Rodgers	50	33	343	3:55	2	33	1	90.7	0	M.Ryan	28	19	252	3:29	1	34	0	108.0	0
Total	50	33	343	3:55	2	33	1	90.7	0	Total	28	19	252	3:29	1	34	0	108.0	0
Pass Receiving	8	99	12.4	33	1	0	0	0	0	Pass Receiving	5	108	21.6	34	0	0	0	0	0
D.Adams	1	6	7.5	12.5	23	0	0	0	0	J.Jones	5	17.0	8.0	24	0	0	0	0	
T.Montgomery	6	60	10.0	18	18	0	0	0	0	M.Sanu	5	17.0	8.0	10	0	0	0	0	
R.Cobb	3	27	9.4	18	18	0	0	0	0	D.Freeman	2	14	7.0	12	0	0	0	0	
M.Bennett	5	44	8.0	13	13	0	0	0	0	T.Gabriel	2	7	3.5	4	0	0	0	0	
G.Allison	3	24	11.0	14	14	0	0	0	0	A.Hooper	2	2	1	3	1.5	19	0	0	
R.Rodgers	2	2	9.0	9	9	0	0	0	0	J.Hardy	1	3	1.5	19	0	0	0	0	
T.Davis	1	1	5.0	5	5	0	0	0	0	Total	19	252	13.3	34	1	0	0	0	
J.Williams	1	2	2.0	2	2	0	0	0	0	Interceptions	NO	YDS	AVG	LG	TD	FF	Rec	Yds	TD
A.Ripkowski	33	343	10.4	33	33	0	0	0	0	D.Trufant	NO	YDS	AVG	LG	TD	FF	Rec	Yds	TD
Total	33	343	10.4	33	33	0	0	0	0	Total	1	0	0.0	0	0	0	0	0	
Interceptions	NO	YDS	AVG	LG	TD	FF	Rec	Yds	TD	Punting	NO	YDS	AVG	NET	TB	IN20	LG	LG	TD
Total	0	0	0.0	0	0	0	0	0	0	J.Vogel	3	119	39.7	39.7	0	1	47	47	0
Punting	NO	YDS	AVG	NET	TB	IN20	LG	LG	TD	Total	3	119	39.7	39.7	0	1	47	47	0
Total	3	119	39.7	39.7	0	1	47	47	0	Total	3	119	39.7	39.7	0	1	47	47	0
Punt Returns	NO	YDS	AVG	FC	LG	TD	Player	Att	Yds	Sk	Int	TD	Player	Att	Yds	Sk	Int	TD	
Total	0	0	0.0	0	0	0	A.Roberts	1	0	0	0	0	A.Roberts	1	0	0	0	0	
Kick Returns	NO	YDS	AVG	FC	LG	TD	(downed)	0	0	0	0	0	(downed)	0	0	0	0	0	
Total	0	0	0.0	0	0	0	Returns	0	0	0	0	0	Returns	0	0	0	0	0	
Kick Returns	NO	YDS	AVG	FC	LG	TD	Player	Att	Yds	Sk	Int	TD	Player	Att	Yds	Sk	Int	TD	
Total	7	0	0.0	0	0	0	A.Roberts	1	0	0	0	0	A.Roberts	1	0	0	0	0	
(back)	0	0	0.0	0	0	0	(downed)	0	0	0	0	0	(downed)	0	0	0	0	0	
Returns	0	0	0.0	0	0	0	Returns	0	0	0	0	0	Returns	0	0	0	0	0	
Total	0	0	0.0	0	0	0	Total	0	0	0	0	0	Total	0	0	0	0	0	

Own										Opp									
Player	Fum	Lost	Rec	Yds	TD	FF	Rec	Yds	TD	Player	Fum	Lost	Rec	Yds	TD	FF	Rec	Yds	TD
A.Rodgers	1	1	0	0	0	0	0	0	0	V.Besley	0	0	0	0	0	0	0	0	0
D.Trufant	1	1	0	0	0	0	0	0	0	D.Trufant	0	0	0	0	0	0	0	0	0
Total	1	1	0	0	0	0	0	0	0	Total	0	0	0	0	0	0	0	0	0

Green Bay Packers										Atlanta Falcons									
Player	Att	Yds	Sk	Int	TD	FF	Rec	Yds	TD	Player	Att	Yds	Sk	Int	TD	FF	Rec	Yds	TD
Rushing	10	35	3	3	7	0	0	0	0	Rushing	19	84	4	4	17	0	0	0	0
T.Montgomery	1	10	0	0	1	0	0	0	0	T.Montgomery	19	84	4	4	17	0	0	0	0
R.Cobb	2	8	0	0	4	0	0	0	0	R.Cobb	6	42	7	0	35	0	0	0	0
J.Williams	2	6	0	0	9	0	0	0	0	M.Ryan	1	7	0	0	8	0	0	0	0
Total	15	59	3	3	10	0	0	0	0	Total	27	141	7	4	35	0	0	0	0
Passing	50	33	343	3:55	2	33	1	90.7	0	Passing	28	19	252	3:29	1	34	0	108.0	0
A.Rodgers	50	33	343	3:55	2	33	1	90.7	0	M.Ryan	28	19	252	3:29	1	34	0	108.0	0
Total	50	33	343	3:55	2	33	1	90.7	0	Total	28	19	252	3:29	1	34	0	108.0	0
Pass Receiving	8	99	12.4	33	1	0	0	0	0	Pass Receiving	5	108	21.6	34	0	0	0	0	0
D.Adams	1	6	7.5	12.5	23	0	0	0	0	J.Jones	5	17.0	8.0	24	0	0	0	0	
T.Montgomery	6	60	10.0	18	18	0	0	0	0	M.Sanu	5	17.0	8.0	10	0	0	0	0	
R.Cobb	3	27	9.4	18	18	0	0	0	0	D.Freeman	2	14	7.0	12	0	0	0	0	
M.Bennett	5	44	8.0	13	13	0	0	0	0	T.Gabriel	2	7	3.5	4	0	0	0	0	
G.Allison	3	24	11.0	14	14	0	0	0	0	A.Hooper	2	2	1	3	1.5	19	0	0	
R.Rodgers	2	2	9.0	9	9	0	0	0	0										



GREEN BAY 27 CINCINNATI 24 (OT)

Lambeau Field, Sunday, Sept. 24, 2017. Attendance: 78,323. Time: 3:18. Weather: 89° F, Humidity: 44 percent, Wind: S 8 mph

GAME 3

GREEN BAY, Wis. (AP) — Aaron Rodgers burned another defense deep with a free play. The Cincinnati Bengals found their offense and a new way to lose.

Mason Crosby kicked a 27-yard field goal with 6:26 left in overtime set up by Rodgers' 72-yard pass to Geronnimo Allison, and the Green Bay Packers rallied to beat Cincinnati, 27-24, on Sunday. Crosby's kick completed the Packers' comeback from a 21-7 halftime deficit.

On third-and-10 from the Packers 21, Rodgers took advantage of yet another free play after defensive end Michael Johnson was whistled for offside. Officials let the play continue and the two-time NFL MVP found Allison on about a 40-yard pass before the receiver beat a couple defenders for more yards.

Crosby, a veteran kicker, finished it off for the Packers (2-1). The winless Bengals (0-3) won the loss in overtime but went three-and-out on their opening drive. It was so loud at Lambeau Field that they had to call timeout before their first overtime snap. Rodgers thrived under the pressure.

He connected with Jordy Nelson for a 3-yard touchdown pass with 17 seconds left in regulation to tie the game at 24. Bengals cornerback Dre Kirkpatrick narrowly missed halting away the bullet thrown by the quarterback into the front right corner of the end zone.

Rodgers finished 28 of 42 for 313 yards with three touchdowns and one interception. Allison had six catches for 122 yards. The Packers flipped the script after the Bengals controlled the first half.

A.J. Green caught a 10-yard scoring pass on the game's opening drive for Cincinnati's first touchdown after two frustrating weeks for the offense. Bill Leazor made his debut as offensive coordinator for the fired Ken Zampese.

Andy Dalton was 21 of 27 for 212 yards and two scores. The Bengals were desperate to avoid their first 0-3 start since 2008. But they couldn't finish the Packers off in the second half.

Green Bay's defense generated a little more pressure on Dalton in the second half, and rookie safety Josh Jones gave the injury-ridden defense a boost with two sacks and 12 tackles.

Rodgers shook off his early struggles to guide the Packers to another win. He was sacked six times, mostly against just the Bengals' four-man rush, though the protection shored up after halftime.

Rodgers threw just his second career pick-six — and his first at home — when William Jackson returned an interception 75 yards for a touchdown for a 21-7 lead early in the second quarter.

OFFICIALS — Referee: Gene Steratore (114); Umpire: Roy Ellison (81); Down Judge: David Oliver (24); Line Judge: Gary Arthur (108); Field Judge: Mike Weatherford (116); Side Judge: Adrian Hill (29); Back Judge: Dino Paganielli (105); Replay Official: Paul Weidner

STARTING LINEUPS

Cincinnati Bengals					Green Bay Packers				
Offense	Defense	Offense	Defense	Special	Offense	Defense	Offense	Defense	Special
WR 18 A.Greene	LDE 96 C.Dunlap	WR 87 J.Nelson	DE 94 D.Lowry	PK 31 J.Hill	QB 12 A.Dalton	LB 17 D.Adams	QB 17 J.Vogel	LB 12 A.Rodgers	LS 21 H.Cinton-Dix
LT 65 C.Boling	NT 92 P.Sims	LT 68 K.Murphy	NT 97 K.Clark	LT 65 C.Boling	LB 88 T.Montgomery	FS 43 G.Iloka	LB 88 T.Montgomery	FS 43 G.Iloka	LB 88 T.Montgomery
C 60 R.Abdone	DT 97 G.Adams	LG 63 L.Taylor	LOLB 55 A.Brooks	CB 61 T.Kort	CB 63 C.Linsley	LB 50 B.Martinez	CB 63 C.Linsley	LB 50 B.Martinez	CB 61 T.Kort
RG 61 T.Johnson	RDE 90 M.Johnson	RG 73 J.Evans	LB 27 J.Jones	TE 81 T.Kort	LB 59 N.Vogel	LB 27 J.Jones	LB 59 N.Vogel	LB 27 J.Jones	TE 81 T.Kort
RT 74 J.Fisher	MLB 51 K.Miller	RT 75 B.Buhalta	RB 52 C.Matthews	TE 81 T.Kort	MLB 57 V.Bay	TE 80 M.Bennett	TE 80 M.Bennett	TE 80 M.Bennett	TE 81 T.Kort
WR 83 T.Kovach	LCB 27 D.Kirkgatrick	TE 84 L.Kerdricks	RCB 20 K.King	TE 84 L.Kerdricks	WR 11 B.LaBel	RCB 20 K.King	RCB 20 K.King	RCB 20 K.King	TE 84 L.Kerdricks
WR 11 B.LaBel	RCB 24 A.Jones	TE 84 L.Kerdricks	RCB 20 K.King	TE 84 L.Kerdricks	WR 14 A.Dalton	RCB 24 A.Jones	RCB 24 A.Jones	RCB 24 A.Jones	TE 84 L.Kerdricks
CB 14 A.Dalton	SS 36 S.Williams	TE 84 L.Kerdricks	RCB 20 K.King	TE 84 L.Kerdricks	CB 14 A.Dalton	SS 36 S.Williams	SS 36 S.Williams	SS 36 S.Williams	TE 84 L.Kerdricks
HB 32 J.Hill	FS 43 G.Iloka	TE 84 L.Kerdricks	RCB 20 K.King	TE 84 L.Kerdricks	HB 32 J.Hill	FS 43 G.Iloka	FS 43 G.Iloka	FS 43 G.Iloka	TE 84 L.Kerdricks

GREEN BAY SUBSTITUTIONS — K 2 M.Crosby, P 8 J.Vogel, WR 11 T.Davis, FB 22 A.Ripkirk, CB 24 O.Rollins, CB 28 J.Hawkins, RB 30 J.Williams, RB 32 D.Mays, RB 33 A.Jones, CB 41 L.Phipps, LB 48 J.Thomas, LB 51 K.Fackell, LS 61 B.Goode, G 62 L.Patrick, G 64 J.McCray, WR 81 G.Allison, TE 82 R.Rodgers, WR 83 J.Janis, DT 91 Q.Dial, LB 98 C.Odom, DT 99 R.Jean Francois, **DID NOT PLAY** — CB 7 B.Hundley, G/T 77 A.Pankey, **INACTIVES** — WR 18 R.Cobb, S 29 K.Brice, CB 31 D.House, LB 47 J.Ryan, LB 53 N.Perry, T 69 D.Bakhtiari, DT 76 M.Daniels.

FIELD GOALS (made () & missed)

Player	Yards	Result
M.Crosby	27	2/2
M.Crosby	14	1/1
M.Crosby	7	1/1

Cincinnati Bengals										Green Bay Packers										
RUSHING	ATT	YDS	AVG	LG	TD	PASSING	ATT	CMP	YDS	SK/YD	TD	LG	INT	RT	RUSHING	ATT	YDS	AVG	LG	TD
J.Watson	18	62	3.4	20	0	A.Rodgers	42	28	313	6.33	3	72	1	102.6	T.Montgomery	12	25	2.9	8	0
G.Bertrand	3	27	9.0	25	0	J.Hill	2	1	6	3.0	0	8	0	6.1	J.Williams	4	35	8.8	13	0
J.Hill	7	23	3.3	8	0	A.Dalton	27	21	212	3.21	2	21	0	124.1	J.Hill	1	6	6.0	6	0
A.Dalton	2	-2	-1.0	1	0	Total	27	21	212	3.21	2	21	0	124.1	Total	17	64	3.8	13	0
Total	30	110	3.7	25	0	Total	27	21	212	3.21	2	21	0	124.1	Total	17	64	3.8	13	0

PUNTING										KICK RETURNS									
Player	YDS	AVG	NET	LG	TD	Player	NO	YDS	AVG	FC	LG	TD	Player	NO	YDS	AVG	FC	LG	TD
A.Green	10	11.1	11.1	20	0	A.Erickson	1	20	20.0	0	20	0	J.Vogel	6	296	49.3	44.2	44	2
J.Nelson	3	28	9.3	14	0	W.Jackson	1	1	1.0	0	1	0	Total	6	296	49.3	44.2	44	2
T.Kort	2	12	6.0	6	0	Total	1	1	1.0	0	1	0	Total	6	296	49.3	44.2	44	2
G.Bertrand	1	11	11.0	11	0	Total	1	1	1.0	0	1	0	Total	6	296	49.3	44.2	44	2
T.Boyd	1	5	5.0	5	0	Total	1	1	1.0	0	1	0	Total	6	296	49.3	44.2	44	2
J.Hill	1	5	5.0	5	0	Total	1	1	1.0	0	1	0	Total	6	296	49.3	44.2	44	2
B.LaBel	1	5	5.0	5	0	Total	1	1	1.0	0	1	0	Total	6	296	49.3	44.2	44	2
Total	21	212	10.1	21	0	Total	1	1	1.0	0	1	0	Total	6	296	49.3	44.2	44	2

INTERCEPTIONS										FUMBLES									
Player	NO	YDS	AVG	LG	TD	Player	Fum	Lost	Rec	Yds	TD	FF	Rec	Yds	TD	Out			
W.Jackson	1	75	75.0	75	1	W.Jackson	1	1	0	0	0	0	0	0	0	0			
Total	1	75	75.0	75	1	Total	1	1	0	0	0	0	0	0	0	0			

PUNT RETURNS										KICK RETURNS										
Player	NO	YDS	AVG	FC	LG	TD	Player	NO	YDS	AVG	FC	LG	TD	Player	NO	YDS	AVG	FC	LG	TD
A.Erickson	4	31	7.8	0	20	0	A.Erickson	1	1	1.0	0	1	0	J.Vogel	6	296	49.3	44.2	44	2
W.Jackson	1	0	0.0	0	0	0	W.Jackson	1	1	1.0	0	1	0	Total	6	296	49.3	44.2	44	2
J.Nelson	1	0	0.0	0	0	0	Total	1	1	1.0	0	1	0	Total	6	296	49.3	44.2	44	2
(out of bounds)	1	0	0.0	0	0	0	Total	1	1	1.0	0	1	0	Total	6	296	49.3	44.2	44	2
Returns	5	31	6.2	0	20	0	Returns	5	70	14.0	1	33	0	Returns	5	70	14.0	1	33	0

TOTAL NET YARDS										TOTAL RETURN YARDS (not inc. kickoffs)										
Player	NO	YDS	AVG	FC	LG	TD	Player	NO	YDS	AVG	FC	LG	TD	Player	NO	YDS	AVG	FC	LG	TD
A.Green	10	111	11.1	0	20	0	Net Punting Average	47.7	47.7	47.7	0	44.2	0	Kicking Made Attempts	3-3	3-3	3.3	3-3	3-3	0
J.Nelson	3	28	9.3	0	14	0	Total Return Yards	106	106	10.6	0	7.0	0	Field Goals Made Attempts	1-2	1-2	1.2	1-2	2-2	0
T.Kort	2	12	6.0	0	6	0	No. and Yards Punt Returns	5-31	5-31	5.8	0	5-70	0	Red-Zone Efficiency	2-2-100%	2-2-100%	3-5-60%	3-5-60%	0	
G.Bertrand	1	11	11.0	0	11	0	No. and Yards Kickoff Returns	1-20	1-20	1.75	0	0-0	0	Goal-To-Go Efficiency	1-1-100%	1-1-100%	3-4-75%	3-4-75%	0	
T.Boyd	1	5	5.0	0	5	0	No. and Yards Interception Returns	1-75	1-75	1.20	0	0-0	0	Safeties	0	0	0	0	0	0
J.Hill	1	5	5.0	0	5	0	Penalties Number and Yards	7-68	7-68	7.88	4-33	4-33	0	Final Score	27	27	27	27	27	27
B.LaBel	1	5	5.0	0	5	0	Fumbles Number and Lost	1-1	1-1	1.0	0-0	0-0	0	Time of Possession	34:17	34:17	34:17	34:17	29:21	29:21
Total	21	212	10.1	21	0	2	Fumbles Number and Average	6-49.3	6-49.3	6.493	0	0	0	Had Blocked	0	0	0	0	0	0

NET YARDS RUSHING										NET YARDS PASSING										
Player	NO	YDS	AVG	LG	TD	Player	ATT	CMP	YDS	SK/YD	TD	LG	INT	RT	Player	ATT	CMP	YDS	SK/YD	TD
A.Green	10	111	11.1	20	0	A.Green	10	10	111	11.1	0	20	1	0	A.Green	10	10	111	11.1	0
J.Nelson	3	28	9.3	14	0	J.Nelson	3	3	28	9.3	0	14	0	0	J.Nelson	3	3	28	9.3	0
T.Kort	2	12	6.0	6	0	T.Kort	2	2	12	6.0	0	6	0	0	T.Kort	2	2	12	6.0	0
G.Bertrand	1	11	11.0	11	0	G.Bertrand	1	1	11	11.0	0	11	0	0	G.Bertrand	1	1	11	11.0	0
T.Boyd	1	5	5.0	5	0	T.Boyd	1	1	5	5.0	0	5	0	0	T.Boyd	1	1	5	5.0	0
J.Hill	1	5	5.0	5	0	J.Hill	1	1	5	5.0	0	5	0	0	J.Hill	1	1	5	5.0	0
B.LaBel	1	5	5.0	5	0	B.LaBel	1	1	5	5.0	0	5	0	0	B.LaBel	1	1	5	5.0	0
Total	21	212	10.1	21	0	Total	21	21	212	10.1	0	21	0	2	Total	21	21	212	10.1	0

GREEN BAY DEFENSIVE STATISTICS (official)

GREEN BAY, Wis. — The Green Bay Packers keep finding ways to win despite more key injuries. The Chicago Bears never recovered from a miserable start by quarterback Mike Glennon.

Aaron Rodgers threw four touchdown passes, and the injury-riddled Packers converted three turnovers into scores in an eventful 35-14 victory over the Chicago Bears on Thursday night.

Rodgers connected with Davante Adams and Randall Cobb on short touchdown passes to help build a 21-0 lead in the second quarter of a game delayed 45 minutes by lightning between the first two quarters. The Packers overpowered the Bears down the stretch to slog out a win as intermittent rain fell at Lambeau Field.

The Packers (3-1) lost two more key players to injuries. Adams left the field on a stretcher after getting hit in the head during a tackle by Danny Treanor in the third quarter. Running back Ty Montgomery was knocked out in the first quarter with a chest injury.

Matthews, Rodgers hit Cobb for a 2-yard touchdown pass three plays later for a 7-0 lead.

Glennon fumbled on his next series, too, but the Packers couldn't score on that drive. It was only a matter of time because the mistakes kept mounting.

Glennon threw his second interception with 2:54 left in the third quarter. Six plays later, receiver Jordy Nelson caught his second touchdown pass, an 8-yarder from Rodgers, to make it a 28-point lead.

Rodgers was 18 of 26 for 173 yards. He picked apart the Bears (1-3) on short, quick passes, a game plan in part necessitated by a patchwork offensive line. The Packers played without starting backup David Bakhtiar and Bryan Bulaga, and their three backup tackles are already on injured reserve.

The injury to Adams cast a pall over the third quarter. The game was delayed for about five minutes while medical personnel tended to the receiver, who gave a thumbs-up signal as he was wheeled off the field. The Packers said Adams was conscious and taken to a hospital for evaluation for possible head and neck injuries, and that he had feeling in all of his extremities.

Both the Packers and Bears were coming off overtime wins Sunday. Glennon finished 21 of 33 for 216 yards and one touchdown.

The Packers are 95-94-6 against the Bears, their first lead in the series since 1933. It's the oldest rivalry in football, dating to 1923. Matthews' sack on Glennon in the first quarter was the 75th of his career, breaking the franchise record (since 1982) held by Kabeer Gbaja-Tamie.

The Packers took Aaron Jones, a third-round draft pick, had a team-high 49 yards on 13 carries and a 2-yard touchdown run in the second quarter. He was the only active running back left on the roster with Montgomery and backup Jamaal Williams (knee) both knocked out of the game.

OFFICIALS — Referee: John Hussey (35); Umpire: Tony Michalek (115); Down Judge: Ed Walker (123); Line Judge: Tom Marinucci (107); Field Judge: Jimmy Buchanan (68); Side Judge: Allen Buchanan (66); Back Judge: Keith Ferguson (61); Replay Official: Mike Wimmer

STARTING LINEUPS

Chicago Bears		Green Bay Packers	
Offense	Defense	Offense	Defense
WR 18 K.Wright	DE 96 A.Edkins	WR 87 J.Nelson	DE 94 D.Lowry
TE 83 D.Sims	NT 91 E.Ahlgren	LT 65 L.Taylor	NT 91 K.Clark
RT 70 B.Masse	OLB 97 W.Young	LG 62 L.Patrick	DT 97 G.O'Dair
RG 75 K.Long	ILB 59 C.Jones	C 63 C.Linsley	DT 91 D.Dial
C 65 C.Whitehair	ILB 59 D.Treathen	LB 47 J.Ryan	LB 52 C.Matthews
LG 71 J.Strom	OLB 94 L.Hoyd	RT 64 J.McCray	LB 55 A.Bronks
LT 72 C.Leno	CB 37 B.Calahan	TE 80 M.Bennett	ROLB 55 A.Bronks
TE 86 Z.Miller	S 38 A.Amos	WR 18 R.Cobb	LCB 23 D.Randall
QB 8 W.Glennon	S 39 E.Jackson	WR 17 D.Adams	ROB 20 K.King
WR 15 J.Bellamy	CB 31 M.Cooper	WR 88 T.Montgomery	SS 42 M.Burnett
RB 24 J.Howard	CB 23 K.Heller	RB 11 A.Rodgers	SS 40 M.Cook
		RB 88 T.Montgomery	FS 21 H.Cinton-Dix

GREEN BAY SUBSTITUTIONS — K 2 M.Crosby, OB 7 B.Hendley, P 8 J.Vogel, WR 11 T.Davis, RB 22 A.Ripkowsky, CB 24 O.Rollins, S 25 M.Evans, S 27 J.Jones, CB 28 J.Hawkins, S 29 K.Brice, RB 30 J.Williams, RB 33 A.Jones, LB 48 J.Thomas, LB 51 K.Fackell, LB 53 N.Perry, LS 59 T.Pepper, WR 81 G.Allison, TE 82 R.Rodgers, WR 83 J.Janis, TE 84 L.Kendricks, LB 98 C.Odom, DT 99 R.Clean Francois. **DID NOT PLAY** — T 74 U.John, G/T 77 A.Pankey. **INACTIVES** — CB 31 D.House, RB 32 D.Mays, CB 41 L.Pipkins, T 69 D.Bakhtiar, T 75 B.Bulaga, DT 76 M.Daniels, DT 90 M.Adams.

FIELD GOALS (made () & missed)

Player	Attempts	Yards	Result
Chicago Bears	1	2	Missed
Green Bay Packers	0	0	0

VISITOR: Chicago Bears

Qtr	Time	Play Description (Extra Point/Drive Info)	Yards	Result
1	9:49	D.Adams 5 yd. pass from A.Rodgers (M.Crosby kick) (10-75, 5:11)	5	Touchdown
1	8:56	R.Cobb 2 yd. pass from A.Rodgers (M.Crosby kick) (3-3, 0:45)	2	Touchdown
2	4:48	A.Jones 2 yd. run (M.Crosby kick) (2-60, 0:40)	2	Touchdown
2	0:08	K.Wright 5 yd. pass from M.Glennon (C.Barth kick) (7-72, 1:33)	5	Touchdown
3	4:09	J.Nelson 4 yd. pass from A.Rodgers (M.Crosby kick) (13-63, 7:43)	4	Touchdown
4	14:54	J.Nelson 8 yd. pass from A.Rodgers (M.Crosby kick) (6-42, 2:51)	8	Touchdown
	6:01	J.Howard 3 yd. run (C.Barth kick) (15-75, 8:53)	3	Touchdown

GREEN BAY DEFENSIVE STATISTICS (official)

Player	Att	Int	Sck	QBH	FF	FR	Int	PD
C.Matthews	3	0	1	3	1-13	2	1	0
K.Clark	1	2	0	0	0	1	0	0
K.King	2	0	2	0	0	0	0	0
A.Bronks	1	0	1	1	0-0	0	0	0
K.Fackell	1	0	1	0	0	0	0	0
R.Clean Francois	0	1	0	1	0-0	0	0	0
D.Lowry	0	1	0	0	0	1	0	0
J.Thomas	0	1	0	0	0-0	1	0	0
Totals	57	16	5	73	1-13	7	1	2

VISITOR: Chicago Bears

Qtr	Time	Play Description (Extra Point/Drive Info)	Yards	Result
1	9:49	D.Adams 5 yd. pass from A.Rodgers (M.Crosby kick) (10-75, 5:11)	5	Touchdown
1	8:56	R.Cobb 2 yd. pass from A.Rodgers (M.Crosby kick) (3-3, 0:45)	2	Touchdown
2	4:48	A.Jones 2 yd. run (M.Crosby kick) (2-60, 0:40)	2	Touchdown
2	0:08	K.Wright 5 yd. pass from M.Glennon (C.Barth kick) (7-72, 1:33)	5	Touchdown
3	4:09	J.Nelson 4 yd. pass from A.Rodgers (M.Crosby kick) (13-63, 7:43)	4	Touchdown
4	14:54	J.Nelson 8 yd. pass from A.Rodgers (M.Crosby kick) (6-42, 2:51)	8	Touchdown
	6:01	J.Howard 3 yd. run (C.Barth kick) (15-75, 8:53)	3	Touchdown

HOME: Green Bay Packers

Qtr	Time	Play Description (Extra Point/Drive Info)	Yards	Result
1	9:49	D.Adams 5 yd. pass from A.Rodgers (M.Crosby kick) (10-75, 5:11)	5	Touchdown
1	8:56	R.Cobb 2 yd. pass from A.Rodgers (M.Crosby kick) (3-3, 0:45)	2	Touchdown
2	4:48	A.Jones 2 yd. run (M.Crosby kick) (2-60, 0:40)	2	Touchdown
2	0:08	K.Wright 5 yd. pass from M.Glennon (C.Barth kick) (7-72, 1:33)	5	Touchdown
3	4:09	J.Nelson 4 yd. pass from A.Rodgers (M.Crosby kick) (13-63, 7:43)	4	Touchdown
4	14:54	J.Nelson 8 yd. pass from A.Rodgers (M.Crosby kick) (6-42, 2:51)	8	Touchdown
	6:01	J.Howard 3 yd. run (C.Barth kick) (15-75, 8:53)	3	Touchdown

Player	Att	Yds	Avg	LG	TD
RUSHING					
J.Howard	18	53	2.9	16	1
B.Montgomery	5	26	5.2	12	0
T.Cohen	1	24	4.0	7	0
M.Glennon	6	0	0.0	0	0
Total	30	103	3.4	16	1
PASSING					
M.Glennon	33	21	218	1/13	1
Total	33	21	218	1/13	1
PASS RECEIVING					
D.Tompson	3	21	7.0	29	2
K.Wright	4	51	12.8	8	0
J.Bellamy	4	24	6.0	8	0
T.Cohen	3	36	12.0	15	0
Z.Miller	2	40	20.0	29	0
J.Howard	2	10	5.0	7	0
D.Sims	2	8	4.0	8	0
Total	21	218	10.4	29	1
INTERCEPTIONS					
Total	0	0	0.0	0	0
PUNTING					
P.O'Donnell	3	147	49.0	47.3	0
Total	3	147	49.0	47.3	0
PUNT RETURNS					
T.Cohen	2	7	3.5	0	0
(downed)	1	0	0.0	0	0
(out of bounds)	2	0	0.0	0	0
Returns	2	7	3.5	0	0
KICK RETURNS					
D.Tompson	1	27	27.0	27	0
B.Cunningham	1	25	25.0	25	0
(back)	4	0	0.0	0	0
Returns	2	52	26.0	27	0
FUMBLES					
M.Glennon	2	2	0	0	0
Total	2	2	0	0	0

Player	Att	Yds	Avg	LG	TD
RUSHING					
A.Jones	13	28	3.8	11	1
T.Montgomery	5	11	2.2	5	0
J.Williams	4	11	2.8	4	0
A.Ripkowski	1	4	4.0	4	0
A.Rodgers	1	-1	-1.0	-1	0
Total	24	61	3.8	11	1
PASSING					
A.Rodgers	26	18	179	2/10	4
B.Hendley	1	0	0.0	0	0
Total	27	19	179	2/10	4
PASS RECEIVING					
M.Burnett	8	39	4.9	28	0
J.Nelson	4	44	11.0	18	2
R.Cobb	4	44	11.0	28	0
D.Adams	2	13	6.5	8	1
A.Ripkowski	1	2	2.0	2	0
J.Williams	1	0	0.0	0	0
L.Kendricks	1	0	0.0	0	0
Total	19	179	9.4	58	4
INTERCEPTIONS					
K.Brice	1	11	11.0	11	0
H.Cinton-Dix	1	3	3.0	3	0
Total	2	14	7.0	11	0
PUNTING					
J.Vogel	5	238	47.6	46.2	0
Total	5	238	47.6	46.2	0
PUNT RETURNS					
T.Davis	1	5	5.0	5	0
Returns	1	5	5.0	5	0
KICK RETURNS					
(back)	3	0	0.0	0	0
Returns	3	0	0.0	0	0
FUMBLES					
C.Matthews	0	0	0	0	0
B.Matthews	0	0	0	0	0
J.Ryan	0	0	0	0	0
Total	0	0	0	0	0

Player	Att	Yds	Avg	LG	TD
RUSHING					
A.Jones	13	28	3.8	11	1
T.Montgomery	5	11	2.2	5	0
J.Williams	4	11	2.8	4	0
A.Ripkowski	1	4	4.0	4	0
A.Rodgers	1	-1	-1.0	-1	0
Total	24	61	3.8	11	1
PASSING					
A.Rodgers	26	18	179	2/10	4
B.Hendley	1	0	0.0	0	0
Total	27	19	179	2/10	4
PASS RECEIVING					
M.Burnett	8	39	4.9	28	0
J.Nelson	4	44	11.0	18	2
R.Cobb	4	44	11.0	28	0
D.Adams	2	13	6.5	8	1
A.Ripkowski	1	2	2.0	2	0
J.Williams	1	0	0.0	0	0
L.Kendricks	1	0	0.0	0	0
Total	19	179	9.4	58	4
INTERCEPTIONS					
K.Brice	1	11	11.0	11	0
H.Cinton-Dix	1	3	3.0	3	0
Total	2	14	7.0	11	0
PUNTING					
J.Vogel	5	238	47.6	46.2	0
Total	5	238	47.6	46.2	0
PUNT RETURNS					
T.Davis	1	5	5.0	5	0
Returns	1	5	5.0	5	0
KICK RETURNS					
(back)	3	0	0.0	0	0
Returns	3	0	0.0	0	0
FUMBLES					
C.Matthews	0	0	0	0	0
B.Matthews	0	0	0	0	0
J.Ryan	0	0	0	0	0
Total	0	0	0	0	0

Player	Att	Yds	Avg	LG	TD
FGS - PATS had blocked					
Net Punting Average			47.3		46.2
TOTAL RETURN YARDS (not inc. kickoffs)			7		19
No. and Yards Punt Returns			2-7		1-5
No. and Yards Kickoff Returns			2-52		0-0
No. and Yards Interception Returns			0-0		2-14
PEALTIES Number and Yards			8-82		7-55
FUMBLES Number and Lost			2-2		0-0
Touchdowns			2		5
Rushing			1		1
Passing			1		4
EXTRA POINTS Made-Attempts			2-2		5-5
Kicking Made-Attempts			2-2		5-5
FIELD GOALS Made-Attempts			0-1		0-0
RED-ZONE EFFICIENCY			2-2-100%		5-5-100%
GOAL-TO-GO EFFICIENCY			1-1-100%		4-4-100%
SAFETIES			0		0
FINAL SCORE			35-14		35
TIME OF POSSESSION			31:51		28:09

DALLAS (AP) — Aaron Rodgers had more magic in store for the Dallas Cowboys, who can't seem to find the mojo that carried them a year ago.

Rodgers threw a 12-yard touchdown pass to Davante Adams with 11 seconds remaining. Rodgers capped a 75-yard drive in just 1:02, lifting the Packers over Dallas 35-31 on Sunday in another thriller nine months after their divisional playoff win on the same field.

Adams had been in the concussion protocol but was active 10 days after leaving the field on a stretcher on a helmet-to-helmet hit that resulted in a suspension for Chicago linebacker Danny Trevathan. He had seven catches for 66 yards and two touchdowns.

Dak Prescott, who had touchdown passes on Dallas' first three drives, put the Cowboys in front on an 11-yard touchdown run with 1:13 remaining to cap a 17-play drive that lasted almost nine minutes.

But another defensive meltdown, just like a year ago in the postseason, left Dallas (2-3) already with the same number of losses from the magical rookie season when Prescott and running back Ezekiel Elliott led the Cowboys to the No. 1 seed in the NFC.

The Packers (4-1) had gone ahead earlier on Damarious Randall's 21-yard interception return for a touchdown, the third of five lead changes in the fourth quarter. Green Bay rallied from 15 points down in the first half after letting a 21-3 lead get away in last season's playoff win.

Aaron Jones became the first Green Bay running back with 100 yards in his first start as a rookie since Samkon Gado in 2005. He had 19 carries for 125 yards and a touchdown. He replaced Ty Montgomery, out after an injury to his ribs in the win over the Bears.

Elliott ended a three-game drought without 100 yards, matching the longest from his rookie season, finishing with 116 yards on 29 carries. Rodgers was 19 of 29 for 221 yards and three touchdowns, and set up the winning score with an 18-yard scramble. After an incompletion to Adams working against rookie Jordan Lewis, Rodgers went there again. Adams made the grab as Lewis turned too late.

Prescott looked the part of Rodgers, scrambling to set up big completions and running 21 yards himself on one play to help the Cowboys build a 21-6 lead.

He was 25 of 36 for 251 yards and three first-half touchdowns, two to Cole Beesley and one to Dez Bryant, who joined Hall of Famer Bob Hayes as the only Dallas receivers with at least 70 TD grabs.

DE David Irving returned from a four-game suspension for Dallas with two sacks. He had a sack and three forced fumbles with a recovery in last year's 30-16 win in Green Bay during the regular season.

OFFICIALS — Referee: Terry McAuley (77); Umpire: Steven Woods (54); Down Judge: Jerry Bergman (91); Line Judge: Carl Johnson (101); Field Judge: Michael Banks (72); Side Judge: Jonah Monroe (120); Back Judge: Rich Martinez (39); Replay Official: Ernie Franz

STARTING LINEUPS

Green Bay Packers		Dallas Cowboys	
Offense	Defense	Offense	Defense
WR 87 Nelson	DE 94 D.Lowy	WR 88 D.Bryant	DE 96 D.Lawrence
LT 65 L.Taylor	NT 97 K.Clark	LT 77 T.Smith	DT 90 M.Collins
LG 64 J.McCray	DT 76 M.Damiris	LG 64 J.Cooper	DT 95 D.Irving
C 63 C.Jones	LOLB 53 N.Perry	C 72 T.Fredrick	DE 98 T.Gawford
RG 73 J.Evans	ILB 47 J.Ryan	RG 70 Z.Martin	WLB 59 A.Aichers
RT 75 B.Burdea	ILB 50 B.Martinez	RT 71 L.Collins	MLB 54 J.Smith
TE 80 M.Bennett	ROLB 52 C.Matthews	TE 82 J.Wright	CB 30 A.Brown
WR 18 R.Cobb	LCB 31 D.House	FB 41 K.Smith	CB 32 O.Seanfick
WR 17 D.Adams	RCB 20 K.King	WR 83 T.Williams	CB 27 J.Lewis
WR 12 A.Rodgers	SS 42 M.Burnett	CB 4 D.Prescott	SS 38 J.Heath
RB 33 A.Jones	FS 21 H.Hinton-Dix	FS 21 E.Elliott	FS 31 B.Jones

GREEN BAY SUBSTITUTIONS — K 2 M.Crosby, P 8 J.Vogel, WR 11 T.Davis, FB 22 A.Ripkowski, CB 23 D.Randall, CB 24 Q.Rollins, S 25 M.Evans, S 27 J.Jones, CB 28 J.Hawkins, S 29 K.Brice, RB 30 J.Williams, RB 32 D.Mays, LB 51 K.Fackell, LB 55 A.Brooks, LS 59 T.Feeper, G 62 L.Patrick, WR 81 G.Allison, TE 82 R.Rodgers, WR 83 J.Rams, TE 84 L.Kendricks, DT 91 Q.Dial, DT 99 R.Jean Francois, **DID NOT PLAY** — CB 7 B.Hundley, T 74 U.John

DALLAS SUBSTITUTIONS — CB 41 L.Pipkins, LB 48 J.Thomas, T 69 D.Bakhtari, G/T 77 A.Pankey, RB 88 T.Montgomery, DT 90 M.Adams, LB 98 C.Odom.

FIELD GOALS (made) (& missed)

Player	Attempts	Made	Missed
Dallas Cowboys	1	0	1
Green Bay Packers	6	2	4

GREEN BAY DEFENSIVE STATISTICS (official)

Player	Att	Int	Sk	Yds	TD	FF	Rec	Yds	TD	Out	Total
Dallas Cowboys	1	0	0	0	0	0	0	0	0	0	1
Green Bay Packers	6	2	2	14	0	0	0	0	0	0	35

Green Bay Packers												Dallas Cowboys																		
RUSHING	ATT	YDS	AVG	LG	TD	PASSING	ATT	CMP	YDS	SK/YD	TD	LG	INT	RT	RUSHING	ATT	YDS	AVG	LG	TD	PASSING	ATT	CMP	YDS	SK/YD	TD	LG	INT	RT	
A.Jones	19	125	6.6	22	1	D.Prescott	29	19	221	4/29	3	33	0	122/29	E.Elliott	29	116	4.0	25	0	D.Prescott	36	25	251	1/6	3	49	1	105/2	
A.Ripkowski	4	32	8.0	18	0	A.Morris	2	2	10	0	5	5	0	0	A.Morris	2	10	5.0	5	0	D.Prescott	36	25	251	1/6	3	49	1	105/2	
J.Williams	1	1	1.0	1	0	Total	25	160	6.4	22	1	Total	35	163	4.7	25	1	Total	35	163	4.7	25	1	Total	35	163	4.7	25	1	Total

PASS RECEIVING	NO	YDS	AVG	LG	TD	PUNTING	NO	YDS	AVG	LG	TD	PUNT RETURNS	NO	YDS	AVG	FC	LG	TD	KICK RETURNS	NO	YDS	AVG	FC	LG	TD	FUMBLES	Fum	Lost	Rec	Yds	TD	FF	Rec	Yds	TD	Out					
D.Adams	7	66	9.4	14	2	J.Vogel	2	97	48.5	49.0	1	D.Randall	1	0	0.0	0	0	0	J.Janis	5	17	3.4	0	0	T.Fredrick	1	1	0	0	0	0	0	0	0	0	0					
D.Bryant	4	29	7.3	13	0	J.Vogel	2	97	48.5	49.0	1	D.Randall	1	0	0.0	0	0	0	J.Janis	5	17	3.4	0	0	T.Fredrick	1	1	0	0	0	0	0	0	0	0	0	0	0			
M.Bennett	3	53	17.7	33	0	Total	2	97	48.5	49.0	1	D.Randall	1	0	0.0	0	0	0	J.Janis	5	17	3.4	0	0	T.Fredrick	1	1	0	0	0	0	0	0	0	0	0	0	0	0		
J.Kendricks	2	24	12.0	14	0	Total	2	97	48.5	49.0	1	D.Randall	1	0	0.0	0	0	0	J.Janis	5	17	3.4	0	0	T.Fredrick	1	1	0	0	0	0	0	0	0	0	0	0	0	0	0	
R.Rodgers	1	16	16.0	16	0	Total	2	97	48.5	49.0	1	D.Randall	1	0	0.0	0	0	0	J.Janis	5	17	3.4	0	0	T.Fredrick	1	1	0	0	0	0	0	0	0	0	0	0	0	0	0	0
A.Jones	1	9	9.0	9	0	Total	2	97	48.5	49.0	1	D.Randall	1	0	0.0	0	0	0	J.Janis	5	17	3.4	0	0	T.Fredrick	1	1	0	0	0	0	0	0	0	0	0	0	0	0	0	0

INTERCEPTIONS	NO	YDS	AVG	LG	TD	FUMBLES	Fum	Lost	Rec	Yds	TD	FF	Rec	Yds	TD	Out
D.Randall	1	21	21.0	21	1	T.Fredrick	1	1	0	0	0	0	0	0	0	0
Total	1	21	21.0	21	1	D.Prescott	1	1	0	0	0	0	0	0	0	0

TOTAL NET YARDS	Yds	TD	FF	Rec	Yds	TD	Out
Green Bay Packers	25	26	0	0	0	0	0
Dallas Cowboys	25	26	0	0	0	0	0

MINNEAPOLIS (AP) — Aaron Rodgers and the Green Bay Packers arrived at the Super Bowl site for this season with a realistic goal of returning to Minnesota in four months for a crack at another championship. Their chance of returning in February took an awfully big hit when Rodgers broke his collarbone.

Harrison Smith led Minnesota's defense in a win over the Packers after Rodgers left the field on a cart, taking a big piece of Green Bay's title aspirations with him and paving the way for a 23-10 victory by the Vikings on Sunday at U.S. Bank Stadium that transformed the trajectory of the NFC North race.

The Packers said Rodgers could be done for the season after he fell on his throwing shoulder after being taken down by Anthony Barr during an interception on the second drive for the Packers. Backup Brett Hundley, who completed 18 of 33 passes for 157 yards and his first career touchdown to Davante Adams, threw three interceptions. Barr, who later left with a concussion, was not penalized for the hit on Rodgers. Smith had 1½ sacks on safety blitzes, a diving interception and two pass breakups, helping the Vikings (4-2) limit the injury-depleted Packers to a season-low 227 yards. The Packers had five first downs and 102 yards over the first three quarters.

Vikings backup Case Keenum made his fourth start and finished for the fifth time in place of Sam Bradford, who's been waylaid by wear and tear in his twice-repaired left knee. Keenum went 24 for 38 for 239 yards without top wide receiver Stefan Diggs, who was out with a groin injury. He threw 13 times to Adam Thielen, completing nine for 97 yards, and had one interception and zero sacks.

McCarty said he was concerned about his defense entering the game, with three starters, cornerback Davon House and Kevin King and strong safety Morgan Burnett, ruled out with injuries. Then another cornerback, Quinten Rollins, hurt his ankle and didn't return.

The Packers had Ty Montgomery back at tailback after missing the previous game because of broken ribs, but he was limited to 28 yards on 10 carries. Aaron Jones gained 41 yards on 13 attempts. Montgomery made a juggling catch at the goal line that was ultimately ruled incomplete by replay-review reversal, forcing a short field goal instead and keeping the Vikings in front 14-10 right before halftime.

For the first time in six games this season, the Packers had their entire starting offensive line intact. That lasted about half the game. Right tackle Bryan Bulaga was removed because of a concussion, and left tackle David Bakhtiar's hamstring flared up again after he missed the previous four games with the injury. Left guard Lane Taylor also departed with injuries to his ankle and knee.

OFFICIALS — Referee: Donald Torbert (62); Umpire: Paul King (121); Down Judge: Sarah Thomas (53); Line Judge: Mark Steinkirchner (84); Field Judge: Aaron Santil (50); Side Judge: Scott Edwards (3); Back Judge: Greg Yelke (38); Replay Official: Bill Spykma

STARTING LINEUPS

Green Bay Packers

Defense

WR	87 D.Bakhtiar	DE	19 A.Thielen
LT	69 J.Nelson	NT	71 R.Faif
LG	66 L.Taylor	DT	76 M.Daniels
C	63 C.Linsley	LOLB	53 M.Perry
RG	73 J.Evans	ILB	47 J.Ryan
RT	75 B.Bulaga	ILB	50 B.Matthews
TE	80 M.Burnett	ROLB	52 C.Matthews
WR	18 R.Cook	LCB	23 D.Randall
WR	17 D.Adams	RCB	28 J.Hawkins
QB	12 A.Rodgers	SS	29 K.Brice
RB	88 T.Montgomery	FS	21 H.Gilton-Dix

Minnesota Vikings

Offense

WR	19 A.Thielen	LE	99 D.Hunter
LT	71 R.Faif	DT	92 T.Johnson
LG	76 M.Daniels	NT	98 L.Joseph
C	63 P.Elliott	RE	65 J.Giffen
RG	61 J.Berger	CB	23 T.Nevman
RT	74 M.Penners	MLB	54 E.Kendricks
TE	82 K.Randolph	SLB	55 A.Barr
WR	18 M.Floyd	LCB	26 T.Waynes
WR	7 C.Keenum	RCB	29 X.Rhodes
QB	28 J.Hawkins	SS	89 D.Morgan
RB	89 T.Murray	FS	22 L.Harriss
RB	21 H.Gilton-Dix	FS	22 H.Smith

GREEN BAY SUBSTITUTIONS — K 2 M.Crosby; QB 7 B.Hundley; P 8 J.Vogel; WR 11 T.Davis; FB 22 A.Ripkowski; CB 24 Q.Rollins; S 25 M.Evans; S 27 J.Williams; RB 30 J.Williams; RB 33 A.Jones; CB 41 T.Phipkins; LB 51 K.Fackrell; LS 59 T.Pepper; G 62 L.Patrick; G 64 J.McCray; T 74 U.John; WR 81 G.Rodgers; WR 83 J.Jalms; TE 84 L.Kendricks; DT 91 Q.Dial; LB 98 C.Odom; DT 99 R.Jean Francois; **DID NOT PLAY** — RB 32 D.Mays; **INACTIVES** — CB 20 K.King; CB 31 D.House; S 42 M.Burnett; LB 48 J.Thomas; LB 55 A.Brooks; GT 77 A.Pankey; DT 90 M.Adams.

FIELD GOALS (made / & missed)

M.Crosby	(26)	K.Forbath	(36) (34) (63)
VISITOR:	Green Bay Packers	1	0
HOME:	Minnesota Vikings	0	0

Team	Qtr	Time	Play Description (Extra Point) (Drive Info)	Yds	Int	PD	Home
Vikings	1	14:53	J.McKinnon 27 yd. pass from C.Keenum (K.Forbath kick) (2-42, 0:11)	27	0	0	7
Packers	2	10:40	D.Adams 14 yd. pass from B.Hundley (M.Crosby kick) (3-18, 1:24)	14	0	0	7
Vikings	2	7:22	J.McKinnon 3 yd. run (K.Forbath kick) (8-84, 3:18)	3	0	0	7
Packers	2	1:51	M.Crosby 26 yd. Field Goal (7-30, 2:11)	26	0	0	7
Vikings	3	9:35	K.Forbath 36 yd. Field Goal (12-57, 5:25)	36	0	0	10
Vikings	4	14:57	K.Forbath 34 yd. Field Goal (11-66, 5:16)	34	0	0	20
Vikings	4	10:47	K.Forbath 53 yd. Field Goal (4-0, 1:29)	53	0	0	23

GREEN BAY DEFENSIVE STATISTICS (official)

UT	A	TEL	TI	Sck	QBH	FF	FR	Int	PD	UT	A	TEL	TI	Sck	QBH	FF	FR	Int	PD
B.Martinez	12	2	14	0-0	0	0	0	0	0	0	3	0	3	0-0	0	0	0	0	0-0
K.Clark	5	5	1	0-0	1	0	0	0	0	0	2	0	1	2	0	0	0	0	0-0
J.Hawkins	8	1	0	0-0	0	1	0	0	0	0	1	0	2	0	0	0	0	0	0-0
J.Ryan	4	4	1	0-0	0	0	0	0	0	0	1	0	1	0	0	0	0	0	0-0
L.Phipkins	5	4	1	0-0	0	0	0	0	0	0	1	0	1	0-0	0	0	0	0	0-0
M.Daniels	2	4	1	0-0	4	0	0	0	0	0	1	0	1	0-0	0	0	0	0	0-0
D.Randall	4	1	0	0-0	0	0	0	0	0	0	1	0	1	0-0	2	0	0	0	0-0
H.Gilton-Dix	4	0	0	0-0	0	0	0	0	0	0	1	0	1	0-0	1	0	0	0	0-0
K.Brice	3	1	0	0-0	0	0	0	0	0	0	0	0	0	0-0	0	0	0	0	0-0
N.Perry	1	2	0	0-0	0	0	0	0	0	0	0	0	0	0-0	0	0	0	0	0-0
Totals	55	29	8	0-0	12	2	2	1	1-14	9									

Green Bay Packers										Minnesota Vikings									
RUSHING	ATT	YDS	AVG	LG	TD	RUSHING	ATT	YDS	AVG	LG	TD								
A.Jones	13	41	3.2	7	0	J.McKinnon	15	69	4.6	20	1								
T.Montgomery	10	28	2.8	9	0	L.Murray	15	28	1.9	16	0								
B.Hundley	2	72	3.0	3	0	C.Keenum	2	15	7.5	26	0								
Total	24	175	7.3	9	0	Total	32	112	3.5	26	1								

PASSING	ATT	CMP	YDS	SK/YD	TD	LG	INT	RT	PASSING	ATT	CMP	YDS	SK/YD	TD	LG	INT	RT
B.Hundley	33	18	157	4/20	1	26	3	39.6	C.Keenum	38	24	239	0/0	1	27	1	78.7
A.Rodgers	4	2	18	0/0	0	10	0	62.5	Total	38	24	239	0/0	1	27	1	78.7
Total	37	20	175	4/20	1	26	3	42.1									

PASS RECEIVING	NO	YDS	AVG	LG	TD	PASS RECEIVING	NO	YDS	AVG	LG	TD
J.Nelson	6	60	10.0	26	0	A.Thielen	9	96	10.7	23	0
D.Adams	5	54	10.8	19	1	K.Rudolph	5	47	9.4	16	0
R.Cook	3	28	9.3	14	0	J.McKinnon	5	30	6.0	27	1
M.Burnett	2	22	11.0	14	0	L.Treadwell	3	51	17.0	25	0
G.Allison	1	7	7.0	7	0	L.Murray	1	10	10.0	10	0
T.Montgomery	1	3	3.0	3	0	M.Floyd	1	5	5.0	5	0
A.Jones	1	1	1.0	1	0	A.Ripkowski	0	0	0.0	0	0
J.Nelson	0	0	0.0	0	0	Total	24	239	10.0	27	1
A.Ripkowski	20	175	8.8	8	1						

INTERCEPTIONS	NO	YDS	AVG	LG	TD	INTERCEPTIONS	NO	YDS	AVG	LG	TD
D.Randall	1	14	14.0	14	0	H.Smith	1	19	19.0	19	0
Total	1	14	14.0	14	0	T.Waynes	1	3	3.0	3	0
						X.Rhodes	1	2	2.0	2	0
						Total	3	24	8.0	19	0

PUNTING	NO	YDS	AVG	NET	TB	INT20	LG	PUNTING	NO	YDS	AVG	NET	TB	INT20	LG
J.Vogel	6	263	43.8	44.7	0	4	56	R.Quigley	4	155	38.8	36.8	0	3	54
Total	6	263	43.8	44.7	0	4	56	Total	4	155	38.8	36.8	0	3	54

PUNT RETURNS	NO	YDS	AVG	FC	LG	TD	PUNT RETURNS	NO	YDS	AVG	FC	LG	TD
T.Davis	1	8	8.0	0	8	0	M.Sherris	1	-3	-3.0	4	-3	0
(out of bounds)	1	0	0.0	0	0	0	S.Cooley	1	0	0.0	0	0	0
Returns	1	8	8.0	0	2	0	Returns	1	-3	-3.0	4	0	0

KICK RETURNS	NO	YDS	AVG	FC	LG	TD	KICK RETURNS	NO	YDS	AVG	FC	LG	TD
T.Davis	2	55	27.5	0	29	0	J.McKinnon	1	19	19.0	0	19	0
J.Janis	1	11	11.0	0	11	0	A.Thielen	0	0	0.0	0	0	0
(back)	3	0	0.0	0	0	0	L.Treadwell	0	0	0.0	1	0	0
Returns	3	66	22.0	0	29	0	Returns	1	19	19.0	0	19	0

FUMBLES	Fum	Lost	Rec	Yds	TD	FF	Rec	Yds	TD	Out	FUMBLES	Fum	Lost	Rec	Yds	TD	FF	Rec	Yds	TD	
B.Hundley	1	0	1	0	0	0	0	0	0	0	J.McKinnon	1	1	0	0	0	0	0	0	0	1
C.Matthews	0	0	0	0	0	1	0	0	0	0	A.Thielen	0	0	0	0	0	0	0	0	0	0
K.Clark	0	0	0	0	0	1	0	0	0	0	L.Treadwell	0	0	0	0	1	0	0	0	0	0
J.Hawkins	0	0	0	0	0	1	0	0	0	0	Total	2	1	0	0	0	1	0	0	0	1
Total	2	0	1	0	0	2	1	63	0	1											

TOTAL FIRST DOWNS	Visitor Packers	Home Vikings	TOTAL FIRST DOWNS	Visitor Packers	Home Vikings
By Rushing	14	24	By Rushing	11	7
By Passing	2	3	By Passing	2	13
By Penalty	1	1	By Penalty	1	4
THIRD-DOWN EFFICIENCY	4-17-24%	4-12-33%	THIRD-DOWN EFFICIENCY	4-17-24%	4-12-33%
FOURTH-DOWN EFFICIENCY	2-3-67%	0-1-0%	FOURTH-DOWN EFFICIENCY	2-3-67%	0-1-0%
TOTAL NET YARDS	227	351	TOTAL NET YARDS	227	351
Total Offensive Plays	65	70	Total Offensive Plays	65	70
Average gain per offensive play	3.5	5.0	Average gain per offensive play	3.5	5.0
NET YARDS RUSHING	72	112	NET YARDS RUSHING	72	112
Total Rushing Plays	24	32	Total Rushing Plays	24	32
Average gain per rushing play	3.0	3.5	Average gain per rushing play	3.0	3.5
Tackles for a loss-number and yards	-2-2	-7-12	Tackles for a loss-number and yards	-2-2	-7-12
NET YARDS PASSING	155	239	NET YARDS PASSING	155	239
Times thrown - Yards lost att. to pass	4-20	0-0	Times thrown - Yards lost att. to pass	4-20	0-0
Gross yards passing	175	239	Gross yards passing	175	239
PASS ATT-COMP-INT	37-20-3	38-24-1	PASS ATT-COMP-INT	37-20-3	38-24-1
Average gain per pass play	3.8	6.3	Average gain per pass play	3.8	6.3
KICKOFFS Number-In EZ-Touchbacks	-3-3-2	6-5-3	KICKOFFS Number-In EZ-Touchbacks	-3-3-2	6-5-3
PUNTS Number and Average	6-43-8	4-38-8	PUNTS Number and Average	6-43-8	4-38-8
Had Blocked	0	0	Had Blocked	0	0

EGS - PATS had blocked	Visitor Packers	Home Vikings	EGS - PATS had blocked	Visitor Packers	Home Vikings
Net Punting Average	44.7	36.8	Net Punting Average	44.7	36.8
TOTAL RETURN YARDS (not inc. kickoffs)	22	19	TOTAL RETURN YARDS (not inc. kickoffs)	22	19
No. and Yards Punt Returns	1-8	1-5	No. and Yards Punt Returns	1-8	1-5
No. and Yards Kickoff Returns	3-16	1-19	No. and Yards Kickoff Returns	3-16	1-19
No. and Yards Interception Returns	0-1-0%	3-24	No. and Yards Interception Returns	0-1-0%	3-24
PEALTIES Number and Yards	8-92	7-65	PEALTIES Number and Yards	8-92	7-65
FUMBLES Number and Lost	2-0	2-1	FUMBLES Number and Lost	2-0	2-1
TOUCHDOWNS	1	2	TOUCHDOWNS	1	2
Rushing	0	1	Rushing	0	1
Passing	1	1	Passing	1	1
EXTRA POINTS Made-Attempts	-1-1	-2-2	EXTRA POINTS Made-Attempts	-1-1	-2-2
Kicking Made-Attempts	-1-1	-2-2	Kicking Made-Attempts	-1-1	-2-2
FIELD GOALS Made-Attempts	1-1	3-3	FIELD GOALS Made-Attempts	1-1	3-3
RED-ZONE EFFICIENCY	1-3-33%	1-3-33%	RED-ZONE EFFICIENCY	1-3-33%	1-3-33%
GOAL-TO-GO EFFICIENCY	0-1-0%	1-1-100%	GOAL-TO-GO EFFICIENCY	0-1-0%	1-1-100%
SAFETIES	0	0	SAFETIES	0	0
FINAL SCORE	10	23	FINAL SCORE	10	23
TIME OF POSSESSION	27:51	32:09	TIME OF POSSESSION	27:51	32:09

NEW ORLEANS 26 GREEN BAY 17

Lambeau Field, Sunday, Oct. 22, 2017. Attendance: 78,380. Time: 2:58. Weather: 52° F. Humidity: 100 percent. Wind: W 10 mph

GAME 7

GREEN BAY - Drew Brees threw for a touchdown and ran for another. Mark Ingram rushed for a score and the New Orleans Saints overcame several mistakes to beat the Green Bay Packers 26-17 on Sunday.

Will Lutz kicked two second-half field goals, including a 44-yarder, to put New Orleans up for good 19-17 with 10:26 left in the game. Brees' 1-yard sneak gave the Saints a two-score lead with 4:55 left.

The sloppy Saints were fortunate to get their fourth straight victory. The Packers lost their first game with Brett Hundley starting at quarterback for injured star Aaron Rodgers.

New Orleans' defense gave up a 46-yard touchdown run to rookie Aaron Jones on the opening drive. Brees was picked off twice in the first quarter. Lutz had a blocked extra point and New Orleans (4-2) was penalized seven times for 80 yards.

But the Saints pulled away late at overcast Lambeau Field, scoring on all four of their second-half drives.

After holding the Packers (4-3) to a three-and-out inside the 20, New Orleans drove 55 yards in eight plays to seal the game with Brees' sneak over the goal line.

Brees finished 27 of 38 for 331 yards with a touchdown. Ingram ran for 105 yards on 22 carries.

Trailing late, the Packers couldn't muster big plays late without Rodgers. He's out indefinitely with a broken right collarbone.

Instead, Mike McCarthy turned to a running game that initially threw off the Saints.

Jones had 131 yards on 17 carries. Hundley showed toughness in running for a 14-yard score to give Green Bay a 14-7 lead with 8:37 left in the second quarter.

But the Packers managed just a 46-yard field goal from Mason Crosby in the second half, which gave them a brief 17-16 lead.

The Saints took over from there, and the Packers couldn't keep up through the air.

Hundley finished 12 of 25 for 87 yards. He was intercepted by safety Kenny Vaccaro on a deep ball down the middle of the field with 4:20 left, ending the Packers' comeback bid.

Besides Brees, two picks, the Saints' rough first quarter also included a punt fumbled by Ted Ginn Jr. at his 20. But New Orleans got a break and retained possession when the Packers' Josh Jones was whistled for fair-catch interference.

For the Saints, Ginn had 141 yards on seven catches, while fellow receiver Michael Thomas finished with 82 yards on seven receptions.

For the Packers, their playmakers at receiver were shut down with Hundley running the offense. Tight end Marcellus Bennett was the leading receiver with 17 yards on two catches.

OFFICIALS — Referee: Jerome Boger (23); Umpire: Richard Hall (49); Down Judge: Ed Camp (134); Line Judge: John Carr (63); Field Judge: Eugene Hall (103); Side Judge: Walt Coleman IV (87); Back Judge: Tony Straterone (112); Replay Official: John McGrath

STARTING LINEUPS

New Orleans Saints

Offense	Defense
WR 13 M.Thomas	RDE 57 A.Okfor
LT 72 T.Arnstead	RDT 95 T.Davison
LG 73 A.Petal	LDT 98 S.Frankis
C 60 M.Unger	LDE 94 C.Jordan
RG 67 L.Warford	WILL 52 C.Hoelstson
RT 71 R.Ramczyk	SAM 53 A.Klein
TE 84 M.Hoonaanani	RCB 23 M.Altiorne
WR 19 T.Ginn	S 32 K.Vaccaro
QB 9 D.Brees	S 48 W.Williams
RB 22 M.Ingram	S 7 B.Hundley
FB 42 J.Line	LCB 20 K.Crawley
	RB 33 A.Jones

Green Bay Packers

Offense	Defense
WR 87 J.Nelson	DE 94 D.Lowry
LT 69 D.Bachari	NT 96 K.Clark
LG 64 J.McCray	DT 77 M.Daniels
C 63 C.Linsley	DT 97 K.Clark
RG 73 J.Evans	LOLB 52 C.Matthews
RB 47 J.Ryan	ILB 47 J.Ryan
LB 50 B.Martinez	ILB 50 B.Martinez
TE 80 M.Bennett	ROLB 53 N.Perry
WR 18 R.Cobb	LCB 31 D.House
WR 17 D.Adams	ROB 20 K.King
QB 7 B.Hundley	SS 29 K.Brice
RB 33 A.Jones	FS 21 H.Cinton-Dix

GREEN BAY SUBSTITUTIONS — K 2 M.Crosby, P 8 J.Vogel, WR 11 T.Davis, RB 22 A.Randall, CB 23 D.Randall, S 23 M.Evans, S 27 J.Jones, CB 28 J.Hawkins, RB 30 J.Williams, S 35 J.Whitehead, CB 41 L.Phipps, LB 51 K.Fradell, LS 591 J.Pepper, G 62 L.Patrick, WR 81 G.Allison, TE 82 R.Rodgers, WR 83 J.James, TE 84 K.Lendricks, RB 88 T.Mooney, DT 91 O.Dial, LB 98 C.Odom, DT 99 R.Jean Francois, **DIS** **NOT PLAY** — OB 6 J.Gallahan, T 74 U.John. **INACTIVES** — RB 32 D.Mays, S 42 M.Burnett, LB 48 J.Thomas, LB 55 A.Brooks, G 65 L.Taylor, G 77 A.Pankey, DT 90 M.Adams.

FIELD GOALS (made & missed)

Player	Yds	Att	Made	Missed
M.Crosby	595H (46)	1	2	3
New Orleans Saints		1	3	4
Green Bay Packers		7	7	10

GREEN BAY DEFENSIVE STATISTICS (official)

Player	Att	Yds	Sk	QBH	FF	FR	Int	PD	OT	Total
UT A	13	2	0	0	0	0	0	0	0	13
TEL	1	0	0	0	0	0	0	0	0	1
TT	0	0	0	0	0	0	0	0	0	0
SK	1	0	0	0	0	0	0	0	0	1
QBH	1	0	0	0	0	0	0	0	0	1
FF	1	0	0	0	0	0	0	0	0	1
FR	1	0	0	0	0	0	0	0	0	1
Int	1	0	0	0	0	0	0	0	0	1
PD	1	0	0	0	0	0	0	0	0	1
UT A	2	1	0	3	0	0	0	0	0	2
TEL	1	0	0	0	0	0	0	0	0	1
TT	0	0	0	0	0	0	0	0	0	0
SK	1	0	0	0	0	0	0	0	0	1
QBH	1	0	0	0	0	0	0	0	0	1
FF	1	0	0	0	0	0	0	0	0	1
FR	1	0	0	0	0	0	0	0	0	1
Int	1	0	0	0	0	0	0	0	0	1
PD	1	0	0	0	0	0	0	0	0	1
UT A	58	27	4	85	1-7	4	0	0	0	58
TEL	4	85	1-7	4	0	0	0	0	0	4
TT	0	0	0	0	0	0	0	0	0	0
SK	0	0	0	0	0	0	0	0	0	0
QBH	0	0	0	0	0	0	0	0	0	0
FF	0	0	0	0	0	0	0	0	0	0
FR	0	0	0	0	0	0	0	0	0	0
Int	0	0	0	0	0	0	0	0	0	0
PD	0	0	0	0	0	0	0	0	0	0

Player	Att	Yds	Sk	QBH	FF	FR	Int	PD	OT	Total
UT A	38	27	331	1/7	1	1	47	2	84.4	38
TEL	38	27	331	1/7	1	1	47	2	84.4	38
TT	0	0	0	0	0	0	0	0	0	0
SK	0	0	0	0	0	0	0	0	0	0
QBH	0	0	0	0	0	0	0	0	0	0
FF	0	0	0	0	0	0	0	0	0	0
FR	0	0	0	0	0	0	0	0	0	0
Int	0	0	0	0	0	0	0	0	0	0
PD	0	0	0	0	0	0	0	0	0	0
UT A	38	27	331	1/7	1	1	47	2	84.4	38
TEL	38	27	331	1/7	1	1	47	2	84.4	38
TT	0	0	0	0	0	0	0	0	0	0
SK	0	0	0	0	0	0	0	0	0	0
QBH	0	0	0	0	0	0	0	0	0	0
FF	0	0	0	0	0	0	0	0	0	0
FR	0	0	0	0	0	0	0	0	0	0
Int	0	0	0	0	0	0	0	0	0	0
PD	0	0	0	0	0	0	0	0	0	0

Player	Att	Yds	Sk	QBH	FF	FR	Int	PD	OT	Total
UT A	27	331	12.3	47	1	1	1	1	1	27
TEL	27	331	12.3	47	1	1	1	1	1	27
TT	0	0	0	0	0	0	0	0	0	0
SK	0	0	0	0	0	0	0	0	0	0
QBH	0	0	0	0	0	0	0	0	0	0
FF	0	0	0	0	0	0	0	0	0	0
FR	0	0	0	0	0	0	0	0	0	0
Int	0	0	0	0	0	0	0	0	0	0
PD	0	0	0	0	0	0	0	0	0	0
UT A	27	331	12.3	47	1	1	1	1	1	27
TEL	27	331	12.3	47	1	1	1	1	1	27
TT	0	0	0	0	0	0	0	0	0	0
SK	0	0	0	0	0	0	0	0	0	0
QBH	0	0	0	0	0	0	0	0	0	0
FF	0	0	0	0	0	0	0	0	0	0
FR	0	0	0	0	0	0	0	0	0	0
Int	0	0	0	0	0	0	0	0	0	0
PD	0	0	0	0	0	0	0	0	0	0

Player	Att	Yds	Sk	QBH	FF	FR	Int	PD	OT	Total
UT A	1	0	0	0	0	0	0	0	0	1
TEL	1	0	0	0	0	0	0	0	0	1
TT	0	0	0	0	0	0	0	0	0	0
SK	0	0	0	0	0	0	0	0	0	0
QBH	0	0	0	0	0	0	0	0	0	0
FF	0	0	0	0	0	0	0	0	0	0
FR	0	0	0	0	0	0	0	0	0	0
Int	0	0	0	0	0	0	0	0	0	0
PD	0	0	0	0	0	0	0	0	0	0
UT A	1	0	0	0	0	0	0	0	0	1
TEL	1	0	0	0	0	0	0	0	0	1
TT	0	0	0	0	0	0	0	0	0	0
SK	0	0	0	0	0	0	0	0	0	0
QBH	0	0	0	0	0	0	0	0	0	0
FF	0	0	0	0	0	0	0	0	0	0
FR	0	0	0	0	0	0	0	0	0	0
Int	0	0	0	0	0	0	0	0	0	0
PD	0	0	0	0	0	0	0	0	0	0

Player	Att	Yds	Sk	QBH	FF	FR	Int	PD	OT	Total
UT A	2	78	39.0	39.0	0	0	2	43	0	2
TEL	2	78	39.0	39.0	0	0	2	43	0	2
TT	0	0	0	0	0	0	0	0	0	0
SK	0	0	0	0	0	0	0	0	0	0
QBH	0	0	0	0	0	0	0	0	0	0
FF	0	0	0	0	0	0	0	0	0	0
FR	0	0	0	0	0	0	0	0	0	0
Int	0	0	0	0	0	0	0	0	0	0
PD	0	0	0	0	0	0	0	0	0	0
UT A	2	78	39.0	39.0	0	0	2	43	0	2
TEL	2	78	39.0	39.0	0	0	2	43	0	2
TT	0	0	0	0	0	0	0	0	0	0
SK	0	0	0	0	0	0	0	0	0	0
QBH	0	0	0	0	0	0	0	0	0	0
FF	0	0	0	0	0	0	0	0	0	0
FR	0	0	0	0	0	0	0	0	0	0
Int	0	0	0	0	0	0	0	0	0	0
PD	0	0	0	0	0	0	0	0	0	0

Player	Att	Yds	Sk	QBH	FF	FR	Int	PD	OT	Total
UT A	1	0	0	0	0	0	0	0	0	1
TEL	1	0	0							

DETROIT 30, GREEN BAY 7

Lambeau Field, Monday, Nov. 6, 2017. Attendance: 77,576. Time: 2:45. Weather: 35° F. Humidity: 58 percent. Wind: SW 3 mph

GAME 8

GREEN BAY — Matthew Stafford passed for 361 yards and two touchdowns to Marvin Jones, and the Lions snapped a three-game losing streak with a 30-7 win on Monday night over the Green Bay Packers. Stafford was 26 of 33, including 12 of 14 in the first half with a 25-yard touchdown pass to Jones. Aaron Rodgers added a 4-yard touchdown run for Detroit (4-4), Green Bay (4-4) finally got in the end zone on Brett Hundley's 1-yard quarterback sneak with 9:52 left.

The Lions answered with Stafford's 11-yard touchdown pass to Jones with 8:06 remaining, putting the game out of reach with a 17-point lead. Jones had seven catches for 107 yards.

Stafford has lost three straight games. Their once-potent offense has struggled since Aaron Rodgers broke his right collarbone on Oct. 15 at Minnesota. Hundley finished 26 of 38 for 245 yards. Cornerback Darious Slay blanketed Jordy Nelson when the Packers did try to throw long while Abdullah fumbled the ball away in the third quarter, but the Packers went three-and-out on the ensuing drive. Familiar problems in the red zone popped up for the Lions when they were stopped on three plays at the Packers 1, forcing them to settle for a field goal for a 17-point lead with 12:25 left.

But without Rodgers, the Packers couldn't keep up with the accurate, rocket-armed Stafford.

The Lions were 8 of 13 on third-down conversions, with Stafford burning the Packers with clutch throws. The Packers were just 2 of 9 on third downs and failed to convert both of their fourth-down chances.

The Lions' opening score was set up by an unnecessary roughness penalty on Mike Daniels, after the defensive lineman appeared to head-butt Detroit center Travis Swanson. The flag negated an incomplete on third-and-15 that would have forced the Lions to punt from their own 25. Stafford connected with Jones for the touchdown pass the plays later.

The first scoring strike to Jones was the 20th touchdown pass in 117 career games for Stafford, the sixth quickest in NFL history to reach the milestone. Stafford, who turns 30 in February, is also fourth in NFL history for career touchdown passes before age 30 behind Dan Marino, Peyton Manning and Brett Favre.

Special teams didn't help the Packers. Working in their third long snapper of the season because of injuries, Green Bay had a 38-yard field goal blocked in the first quarter on a play that started with a low snap. Trevor Davis didn't get past the 22 on three kickoff returns in the first half.

WR Golden Tate joined Jones over the 100-yard mark with seven receptions for 113 yards. Abdullah had 21 carries for 48 yards.

The Packers' playmaking receivers did have more opportunities, though most came on short passes. Randall Cobb finished with 58 yards on five receptions, including a catch-and-run for a 46-yard gain that set up Hundley's TD run. Davante Adams had seven catches for 53 yards.

OFFICIALS — Referee: Clete Bakeman (34); Umpire: Ramon George (128); Down Judge: Tom Stephan (68); Line Judge: Dana McKenzie (8); Field Judge: Joe Larrew (73); Side Judge: Dyrrol Roeper (109); Replay Official: Carl Madsen

STARTING LINEUPS

Detroit Lions		Green Bay Packers	
Offense	Defense	Offense	Defense
WR 15 G. Tate	DE 69 A. Zaire	WR 87 J. Nelson	NT 76 K. Clark
LT 72 B. Minnik	DT 91 A. Robinson	LT 69 D. Bakhtiari	DT 97 M. Daniels
LG 60 G. Givens	DT 97 A. Spence	LG 63 L. Taylor	LOLB 52 C. Matthews
C 64 T. Swanson	DE 94 E. Ansah	C 63 C. Lindsey	LB 50 B. Martinez
RG 76 T. Lang	OLB 59 T. Whitehead	RG 73 J. Evans	LB 42 M. Burnett
RT 71 R. Wagner	MLB 40 J. Davis	RT 75 B. Bulaga	ROLB 53 M. Perry
TE 87 D. Fells	CB 28 O. Diggs	TE 84 L. Kendrick	LCB 31 D. House
WR 11 M. Jones	CB 23 D. Slay	WR 18 R. Cobb	RCB 20 K. King
WR 13 T. Jones	CB 24 N. Lawson	WR 17 D. Adams	CB 23 D. Randall
WR 9 M. Stafford	SS 32 T. Wilson	SS 7 B. Hundley	SS 27 J. Jones
RB 21 A. Abdullah	FS 27 G. Dulin	RB 33 A. Jones	RB 21 H. Clinton-Dix

GREEN BAY SUBSTITUTIONS — K 2 M. Crosby, P 8 J. Vogel, WR 11 T. Davis, RB 28 J. Ripkowski, S 25 M. Evans, GB 28 J. Hawkins, RB 30 J. Williams, S 33 J. Whitehead, CB 44 L. Pipkins, LB 45 V. Bilgel, LB 47 J. Ryan, LB 51 K. Fackell, LS 54 D. Hart, G 62 L. Patrick, G 64 J. McCray, WR 81 G. Allison, TE 82 R. Rodgers, WR 83 J. Jans, RB 88 T. Montgomery, DT 90 M. Adams, DE 94 D. Lowry, LB 98 C. Odum, **DID NOT PLAY** — QB 6 J. Calhoun, RB 32 D. Mays, **INACTIVES** — CB 44 D. Brown, LB 48 J. Thomas, LB 55 A. Brooks, T 74 U. John, GT 77 A. Panley, TE 80 M. Bennett, DT 91 O. Dial.

FIELD GOALS (Made () & missed)

Player	Attempts	Made	Missed
M. Prater	5/5OR (44) (19) (31)	3	2
M. Crosby	1/1	1	0

GREEN BAY DEFENSIVE STATISTICS (Official)

Player	ATT	INT	SK	QBH	FF	FR	INT	PD
N. Perry	3	0	1	3	0	0	0	0
V. Bilgel	1	2	0	3	0	0	0	0
C. Odum	1	2	0	3	0	0	0	0
M. Evans	2	0	0	2	0	0	0	0
K. Fackell	2	0	0	2	0	0	0	0
D. Lowry	2	0	2	2	0	0	0	0
J. Ryan	2	0	0	2	0	0	0	0
J. Hawkins	1	0	0	1	0	0	0	0
Totals	59	19	11	78	1-8	4	2	1

Detroit Lions		Green Bay Packers	
RUSHING	ATT	YDS	AVG
A. Abdullah	21	48	2.3
T. Montgomery	5	11	2.2
J. Agnew	1	4	4.0
D. Washington	5	1	0.2
M. Stafford	1	0	0.0
Total	33	64	1.9
PASSING	ATT	COMP	YDS
M. Stafford	33	26	361
Total	33	26	361
PASS RECEIVING	NO	YDS	AVG
G. Tate	7	113	16.1
M. Jones	4	107	26.8
T. Riddick	4	62	15.5
E.bron	3	35	11.7
T. Jones	2	29	14.5
D. Fells	1	10	10.0
A. Abdullah	1	9	9.0
B. Minnik	1	-4	-4.0
Total	26	361	13.9
INTERCEPTIONS	NO	YDS	AVG
Total	0	0	0.0
PUNTING	NO	YDS	AVG
Total	0	0	0.0
PUNT RETURNS	NO	YDS	AVG
J. Agnew	2	9	4.5
Returns	2	9	4.5
KICK RETURNS	NO	YDS	AVG
J. Agnew	1	12	12.0
Returns	1	12	12.0
FUMBLES	Fum	Lost	Rec
A. Abdullah	2	1	0
R. Wagner	0	1	0
Total	2	1	0

Detroit Lions		Green Bay Packers	
RUSHING	ATT	YDS	AVG
T. Montgomery	5	33	6.6
B. Hundley	4	22	5.5
A. Jones	5	12	2.4
D. Davis	1	9	9.0
R. Cobb	1	1	1.0
J. Williams	1	1	1.0
Total	17	78	4.6
PASSING	ATT	COMP	YDS
B. Hundley	38	26	245
Total	38	26	245
PASS RECEIVING	NO	YDS	AVG
D. Adams	7	53	7.6
R. Cobb	5	58	11.6
J. Nelson	4	35	8.8
L. Kendrick	2	31	15.5
J. Williams	2	3	1.5
A. Jones	2	-1	-0.5
T. Montgomery	1	18	18.0
A. Ripkowski	1	9	9.0
R. Rodgers	1	5	5.0
T. Davis	1	5	5.0
Total	26	245	9.4
INTERCEPTIONS	NO	YDS	AVG
Total	0	0	0.0
PUNTING	NO	YDS	AVG
J. Vogel	3	128	42.7
Total	3	128	42.7
PUNT RETURNS	NO	YDS	AVG
Returns	0	0	0.0
KICK RETURNS	NO	YDS	AVG
T. Davis	7	140	20.0
Returns	7	140	20.0
FUMBLES	Fum	Lost	Rec
B. Martinez	0	0	0
J. Ryan	0	0	0
D. Randall	0	0	0
Total	0	0	0

Detroit Lions		Green Bay Packers	
TOTAL FIRST DOWNS	24	21	21
By Rushing	19	7	7
By Passing	4	13	13
By Penalty	1	1	1
THIRD-DOWN EFFICIENCY	8-13 (62%)	2-9 (22%)	2-9 (22%)
FOURTH-DOWN EFFICIENCY	0-0 (0%)	0-2 (0%)	0-2 (0%)
TOTAL NET YARDS	417	311	311
Total Offensive Plays	67	58	58
Average gain per offensive play	6.2	5.4	5.4
NET YARDS RUSHING	64	78	78
Total Rushing Plays	19	17	17
Average gain per rushing play	3.3	4.6	4.6
NET YARDS PASSING	353	233	233
Tackles for a loss-number and yards	-6-16	0-0	0-0
Times thrown - Yards lost att. to pass	-1-8	-3-12	-3-12
Gross yards passing	361	361	361
PASS ATT-COMP-INT	33-26-0	38-26-0	38-26-0
Average gain per pass play	10.4	5.7	5.7
KICKOFFS Number-in EZ-Touchbacks	7-2-0	2-1-1	2-1-1
PUNTS Number and Average	0-0	3-42.7	3-42.7
Had Blocked	0	0	0

Detroit Lions		Green Bay Packers	
FGs - PATs had blocked	0-0	0-0	0-0
Net Punting Average	42.7	39.7	39.7
TOTAL RETURN YARDS (not inc. kickoffs)	0.0	0	0
No. and Yards Punt Returns	2-9	0-0	0-0
No. and Yards Kickoff Returns	1-12	7-140	7-140
No. and Yards Interception Returns	0-0	0-0	0-0
PEALTIES Number and Yards	2-19	2-20	2-20
FUMBLES Number and Lost	2-1	0-0	0-0
TOUCHDOWNS	2	2	2
Rushing	1	2	2
Passing	2	0	0
EXTRA POINTS Made-Attempts	3-3	2-2	2-2
Kicking Made-Attempts	3-3	2-2	2-2
FIELD GOALS Made-Attempts	3-4	1-2	1-2
RED-ZONE EFFICIENCY	2-4 (50%)	2-3 (67%)	2-3 (67%)
GOAL-TO-GO EFFICIENCY	0-2 (0%)	2-2 (100%)	2-2 (100%)
SAFETIES	0	0	0
FINAL SCORE	30	17	17
TIME OF POSSESSION	36:55	23:05	23:05

GREEN BAY, Wis. (AP) — The Baltimore Ravens' defense forced five turnovers. The offense finished off a shutout of the Green Bay Packers with 10 fourth-quarter points.

Baltimore (5-5) got its third shutout of the season in blanking the Packers 23-0 on Sunday. The Ravens last accomplished the feat when the Ray Lewis-led defense had four shutouts for the Super Bowl-winning team in 2001, the last NFL team to have three wins over New England in 2003.

Terrell Suggs, Matthew Judon and Willie Henry each had two sacks apiece against Green Bay.

The Packers' streak of eight straight possession appearances looks to be in jeopardy with the offense struggling without injured quarterback Aaron Rodgers.

Backup Brett Hundley was 21 of 36 for 239 yards. But he threw interceptions on the Packers' first two series. On the third drive, backup running back Devante Adams fumbled on his first carry of the season.

The Packers (5-5) have lost four of their past five games.

The Packers were shut out for the first time since Nov. 19, 2006, when then-starter Brett Favre left with an injury in the first half of a 35-0 loss to New England. Rodgers, then in his second year in the league, finished off that loss in relief.

Devante Adams was one of the Packers' few bright spots after torching the Ravens' strong secondary for 126 yards on eight catches. The Packers actually outgained the Ravens, 265-219. But turnovers sapped any momentum.

Ravens quarterback Joe Flacco will cherish the memories of winning a game at venerable Lambeau Field. He threw for 183 yards, going 22 of 28 with an interception, and a pretty 21-yard touchdown pass to Mike Wallace in the third quarter.

Packers linebacker Clay Matthews suffered a groin injury midway through the first quarter. He returned for one play on the next defensive series, then watched the rest of the first half from the sideline. Matthews did have a sack before getting hurt, his first sack since Week 4, to give him 3 1/2 for the season. Another starter, defensive lineman Kenny Clark, was carried off the field in the fourth quarter with an ankle injury.

OFFICIALS — Referee: Jeff Triplette (42); Umpire: Ruben Fowler (71); Down Judge: Jeff Bergman (32); Line Judge: Danny Short (13); Field Judge: Bradley Rogers (126); Side Judge: Terry Brown (43); Back Judge: Steve Freeman (133); Replay Official: Michael Chase

STARTING LINEUPS

Baltimore Ravens		Green Bay Packers	
Offense	Defense	Offense	Defense
WR 17 M.Wallace	DT 98 B.Williams	WR 87 J.Nelson	DE 94 D.Lowry
WR 18 J.Macinn	DT 69 W.Henry	DT 69 D.Bachitari	DE 97 K.Clark
LT 74 J.Hurst	RUSH 55 T.Suggs	LG 65 L.Taylor	DT 76 M.Daniels
LG 61 L.Bowanko	MLB 57 C.Watson	C 63 C.Linsley	DT 53 N.Perry
C 66 R.Jensen	WLB 48 P.Owens	LB 47 J.Ryan	LB 50 B.Matthews
RG 68 M.Skura	SLB 90 Z.Smith	RT 64 J.McCray	ILB 52 C.Matthews
RT 77 A.Howard	CB 28 M.Candy	TE 84 L.Kendricks	ROLB 31 D.House
TE 86 N.Boyle	LCB 24 B.Carr	WR 18 R.Cobb	LCB 23 D.Handall
TE 87 M.Williams	SS 23 T.Jefferson	WR 17 D.Adams	SS 27 J.Rones
QB 08 5 J.Flacco	FS 32 E.Wedde	QB 08 7 B.Hundley	SS 23 D.Handall
RB 34 A.Collins	RCB 22 J.Smith	RB 30 J.Williams	FS 21 H.Clinon-Dix

GREEN BAY SUBSTITUTIONS

— K 2 M.Crosby, P 8 J.Vogel, WR 11 T.Davis, FB 22 A.Ripkowski, S 25 M.Evans, CB 28 J.Hawkins, RB 32 D.Mays, S 33 J.Whitehead, FB 40 J.Kerridge, CB 41 L.Pipkins, LB 45 V.Biegel, LB 48 J.Thomas, LB 51 K.Fackrell, LB 55 A.Brooks, LS 61 B.Goodie, G 62 L.Patrick, T 78 J.Spriggs, WR 81 G.Allison, TE 82 R.Rodgers, WR 83 J.James, DT 91 O.Dial, **DID NOT PLAY** — CB 6 J.Calahan, CB 44 D.Brown, T 74 U.John, **INACTIVES** — CB 20 K.King, RB 33 A.Jones, S 42 M.Burnett, G/T 77 A.Pankey, RB 88 T.Montgomery, DT 90 M.Adams, LB 98 C.Odom.

FIELD GOALS (made / & missed)

Player	Yards	Result
J.Trucker	32 (39) (23)	1/1

GREEN BAY DEFENSIVE STATISTICS (official)

Player	Att	Comp	Yds	Sk	Yd	TD	Int	PD
B.Matthews	4	1	9	0	0	0	0	0
J.Hunter	4	1	9	0	0	0	0	0
J.Jones	8	0	1	8	0	0	0	0
J.Ryan	8	0	1	8	0	0	0	0
K.Fackrell	5	2	3	7	1	0	0	0
H.Clinon-Dix	5	0	5	0	0	0	0	0
M.Daniels	1	4	0	5	0	0	0	0
O.Dial	2	2	0	4	0	0	0	0
D.Handall	2	2	0	4	0	0	0	0
D.Lowry	3	0	1	3	0	0	0	0
Totals	49	21	9	70	3-22	9	0	1-0

Player	Baltimore Ravens					Green Bay Packers				
	Att	Comp	Yds	Sk	Yd	Att	Comp	Yds	Sk	Yd
RUSHING										
A.Collins	20	4	49	8	2.5	18	5	57	3	3.2
J.Hunter	3	3	8	2	2.7	19	17	19	6	12
D.Woodhead	1	2	2	0	2.0	1	0	0	0	0
J.Flacco	-1	-1	-0.5	0	0	2	1	-1	-0.3	0
Total	26	10	61	10	2.2	41	33	75	12	3.0
PASSING										
J.Flacco	28	22	183	9/22	1	33	21	239	6/49	0
J.Flacco	28	22	183	9/22	1	33	21	239	6/49	0
Total	28	22	183	9/22	1	33	21	239	6/49	0
PASS RECEIVING										
D.Woodhead	5	5	21	4	4.2	7	7	126	15	8.3
M.Wallace	4	4	56	14	14.0	21	1	1	0	0
J.Macinn	4	4	34	8	8.5	14	3	34	8	2.4
A.Collins	4	2	22	5	5.5	21	0	0	0	0
M.Williams	2	2	6	3	3.0	3	0	0	0	0
B.Watson	1	1	33	3	33.0	3	0	0	0	0
J.Ryan	1	1	9	2	9.0	9	0	0	0	0
N.Boyle	1	1	2	0	2.0	2	0	0	0	0
Total	22	18	183	33	8.3	33	21	239	11	4
INTERCEPTIONS										
M.Humphrey	1	1	15	15	15.0	15	0	0	0	0
E.Wedde	1	1	3	3	3.0	3	0	0	0	0
J.Smith	1	1	0	0	0.0	0	0	0	0	0
Total	3	3	18	18	6.0	15	0	0	0	0
PUNTING										
S.Koon	7	7	290	41.4	37.3	1	3	53	33	53
Total	7	7	290	41.4	37.3	1	3	53	33	53
PUNT RETURNS										
M.Camparano	1	28	28	0	0	4	28	0	0	0
Total	1	28	28	0	0	4	28	0	0	0
RETURNS										
KICK RETURNS	1	28	28	0	0	4	28	0	0	0
C.Moore	1	35	35	0	0	0	35	0	0	0
Total	1	35	35	0	0	4	35	0	0	0
FUMBLES										
R.Jensen	1	0	-14	0	0	0	0	0	0	0
A.Collins	0	0	0	0	0	1	18	0	0	0
C.Mosley	0	0	0	0	0	1	1	0	0	0
M.Judson	0	0	0	0	0	1	0	0	0	0
T.Suggs	0	0	0	0	0	1	0	0	0	0
P.Owens	0	0	0	0	0	1	0	0	0	0
Total	1	0	-14	0	0	3	2	18	0	0

Player	Ravens		Packers	
	Att	Yds	Att	Yds
TOTAL FIRST DOWNS	14	16	14	16
By Rushing	4	11	4	5
By Passing	7	7	7	11
By Penalty	3	0	3	0
THIRD-DOWN EFFICIENCY	3-14-21%	4-13-31%	3-14-21%	4-13-31%
FOURTH-DOWN EFFICIENCY	1-1-100%	1-4-25%	1-1-100%	1-4-25%
TOTAL NET YARDS	219	265	219	265
Total Offensive Plays	57	67	57	67
Average gain per offensive play	3.8	4.0	3.8	4.0
NET YARDS RUSHING	58	75	58	75
Total Rushing Plays	26	25	26	25
Average gain per rushing play	2.2	3.0	2.2	3.0
NET YARDS PASSING	161	190	161	190
Times thrown - Yards lost att. to pass	3-22	6-49	3-22	6-49
Gross yards passing	183	239	183	239
PASS ATT-COMP-INT	28-22-1	36-21-3	28-22-1	36-21-3
Average gain per pass play	5.2	4.5	5.2	4.5
KICKOFFS Number-in EZ-Touchbacks	5-3-3	1-0-0	5-3-3	1-0-0
PUNTS Number and Average	7-41.4	5-40.4	7-41.4	5-40.4
Had Blocked	0	0	0	0

Player	Ravens		Packers	
	Att	Yds	Att	Yds
EGS - PATS had blocked	0	0	0	0
Net Punting Average	37.3	34.8	37.3	34.8
TOTAL RETURN YARDS (not inc. kickoffs)	46	9	46	9
No. and Yards Punt Returns	1-28	2-9	1-28	2-9
No. and Yards Kickoff Returns	1-35	2-48	1-35	2-48
No. and Yards Interception Returns	1-15	1-0	1-15	1-0
PENALTIES Number and Yards	3-30	5-53	3-30	5-53
FUMBLES Number and Lost	1-0	4-2	1-0	4-2
TOUCHDOWNS	2	0	2	0
Rushing	1	0	1	0
Passing	1	0	1	0
EXTRA POINTS Made-Attempts	2-2	0-0	2-2	0-0
Kicking Made-Attempts	2-2	0-0	2-2	0-0
FIELD GOALS Made-Attempts	3-3	0-0	3-3	0-0
RED-ZONE EFFICIENCY	1-3-33%	0-1-0%	1-3-33%	0-1-0%
GOAL-TO-GO EFFICIENCY	1-1-100%	0-1-0%	1-1-100%	0-1-0%
SAFETIES	0	0	0	0
FINAL SCORE	23	0	23	0
TIME OF POSSESSION	30:03	29:57	30:03	29:57

PITTSBURGH (AP) — Brett Hundley wanted this one for his teammates. The embattled Green Bay quarterback, filling in for the injured Aaron Rodgers, enjoyed a breakout performance in the national spotlight, but Pittsburgh Steelers quarterback Ben Roethlisberger and wide receiver Antonio Brown ruined Hundley's moment.

Roethlisberger and Brown guided the Steelers to a four-play, 55-yard drive in 17 seconds, leading to Chris Boswell's 53-yard field goal as time expired that gave the Steelers a 31-28 victory over the Packers on Sunday night.

Hundley ended 17 of 26 for 245 yards with three touchdown passes and zero interceptions. A week earlier, Hundley threw three interceptions without a touchdown in a 23-0 loss against Baltimore, the Packers' first home shutout defeat in 11 years.

Sunday's start showed growth as Hundley tossed two TDs in the first quarter alone. He had two touchdown passes and seven interceptions in his previous five games since Rodgers broke his collarbone.

Davante Adams caught five passes for 82 yards and a touchdown, while Jamaal Williams and Randall Cobb also hauled in scores. Hundley found Cobb for a 39-yard touchdown, Williams for a 54-yard screen pass in the first quarter and Adams for a 55-yard touchdown on the sixth play of the second half. Hundley also matched the Packers on a game-tying drive in the fourth quarter, needing 12 plays to go 77 yards for the touchdown. He connected with Adams for an 8-yard pickup on fourth-and-six from the Pittsburgh 12, which led to Williams' second touchdown of the game to even the score with 2:02 to play.

Hundley also picked apart a Steelers defense that has allowed six touchdowns of at least 39 yards in the last three weeks and six scores of 50-plus yards this season, most in the NFL.

Green Bay, which hasn't won in Pittsburgh since 1970, has now lost five of six, including the last two. The Packers, who defeated Pittsburgh almost seven years ago in Super Bowl XLV, were two games below .500 last season before reeling off eight straight wins to reach the NFC Championship game.

Hundley and the Packers are faced with a similar situation this season, now at 5-6 overall.

Pittsburgh (9-2) won its sixth straight with Roethlisberger who threw for 351 yards with four touchdowns and two interceptions. Brown finished with 10 receptions for 169 yards and two touchdowns. Le'Veon Bell ran for 95 yards and added another 88 yards receiving but also had a fumble that stalled a drive early in the fourth quarter. The Steelers outgained Green Bay, 462-307, and had the ball for nearly 34 minutes.

OFFICIALS — Referee: Ed Hochuli (85); Umpire: Shawn Smith (14); Down Judge: Greg Bradley (98); Line Judge: Rusty Barnes (59); Field Judge: Dale Shaw (104); Side Judge: Alex Kemp (65); Back Judge: Scott Helverson (93); Replay Official: Tom Strifman

STARTING LINEUPS

Green Bay Packers

WR	89 D.Baker	DE	94 D.Lowmy	WR	78 A.VonO	DE	97 C.Howard
LT	67 J.Nelson	NT	91 O.Dial	LT	74 A.Ivanova	RDE	91 S.Thirt
LG	66 L.Taylor	DT	76 M.Damris	LG	73 R.Foster	LOB	48 B.Dupree
C	63 C.Linsley	LOLB	53 N.Perry	C	53 W.Punney	LLB	58 R.Shazier
RG	73 J.Evans	ILB	47 J.Ryan	RG	66 D.DeCastro	RLB	90 T.Watt
RT	78 J.McCray	ILB	50 B.Martinez	RT	74 C.Hubbard	ROLB	90 T.Watt
TE	84 L.Kendricks	OLB	51 K.Fackell	TE	81 J.James	LOB	24 C.Sensabaugh
WR	18 R.Cobb	LCB	31 D.House	TE	26 L.Bell	DB	23 M.Hilton
WR	17 D.Adams	RCB	23 D.Handall	FB	49 R.Kirk	SS	28 S.Mitchell
WR	30 J.Williams	SS	42 M.Burnett	FB	7 B.Roethlisberger	FS	25 A.Burns
QB	7 B.Hundley	FS	21 M.Bryant	WR	10 M.Bryant	RB	25 A.Burns

Pittsburgh Steelers

WR	84 J.Watson	DE	92 M.Crosby	WR	11 T.Davis	DE	92 M.Crosby
LT	69 D.Baker	NT	91 O.Dial	LT	40 J.Kendrick	NT	91 O.Dial
LG	66 L.Taylor	DT	76 M.Damris	LG	45 V.Belgil	DT	76 M.Damris
C	63 C.Linsley	LOLB	53 N.Perry	C	55 A.Browns	LOLB	53 N.Perry
RG	73 J.Evans	ILB	47 J.Ryan	RG	51 K.Fackell	ILB	47 J.Ryan
RT	78 J.McCray	ILB	50 B.Martinez	RT	81 J.James	ILB	50 B.Martinez
TE	84 L.Kendricks	OLB	51 K.Fackell	TE	26 L.Bell	OLB	51 K.Fackell
WR	18 R.Cobb	LCB	31 D.House	TE	81 J.James	LCB	31 D.House
WR	17 D.Adams	RCB	23 D.Handall	FB	49 R.Kirk	RCB	23 D.Handall
WR	30 J.Williams	SS	42 M.Burnett	FB	7 B.Roethlisberger	SS	42 M.Burnett
QB	7 B.Hundley	FS	21 M.Bryant	FB	10 M.Bryant	FS	21 M.Bryant

GREEN BAY SUBSTITUTIONS

— K 2 M.Crosby, P 8 H.Yovel, WR 11 T.Davis, CB 20 K.King, FB 22 A.Ripkowski, S 25 M.Evans, S 27 J.Jones, CB 28 J.Hawkins, S 35 J.Whitehead, FB 40 J.Kendrick, CB 41 L.Pipkins, LB 45 V.Belgil, LB 48 J.Thomas, LB 55 A.Browns, LS 61 B.Goode, T 74 U.John, WR 81 G.Alinson, TE 82 R.Rodgers, WR 83 J.James, DT 90 M.Adams, **DID NOT PLAY** — QB 6 J.Calahan, RB 32 M.Nays, G 64 J.McCray, LB 98 C.Odom, **INACTIVES** — RB 33 A.Jones, CB 44 D.Brown, LB 52 C.Matthews, G 62 L.Patrick, GT 77 A.Pankey, RB 88 T.Montgomery, DT 97 K.Clark.

FIELD GOALS (made / & missed)

M.Crosby	57WL	C.Boswell	(53)	OT	Total		
VISITOR:	Green Bay Packers	1	2	3	4	0	0
HOME:	Pittsburgh Steelers	14	0	7	10	0	0
	Steelers	6	8	7	10	0	0

GREEN BAY DEFENSIVE STATISTICS (official)

UT	A	TEL	TI	SK	QBH	FE	FR	INT	PD	UT	A	TEL	TI	SK	QBH	FE	FR	INT	PD	
10	7	1	17	0-0	0	0	1	1-3	2	0	1	3	0	4	0-0	0	0	0	0-0	0
8	1	1	9	0-0	0	0	1	0-0	0	1	0	2	0	2	0-0	0	0	0	0-0	0
7	1	1	8	0-0	0	1	0	0-0	0	1	0	2	0	2	0-0	0	0	0	0-0	2
5	2	0	7	0-0	0	0	0	1-0	3	0	0	2	0	2	0-0	1	0	0	0-0	0
4	2	0	7	0-0	0	0	0	0-0	3	0	0	2	0	2	0-0	1	0	0	0-0	0
4	0	0	6	0-0	0	0	0	0-0	0	1	0	0	1	0-0	1	0	0	0-0	0	0
4	0	0	4	0-0	0	0	0	0-0	1	0	0	1	0	1	0-0	1	0	0	0-0	1
3	1	0	4	0-0	0	0	0	0-0	0	0	1	0	1	0-0	0	0	0	0-0	0	0
3	1	0	4	0-0	0	0	0	0-0	0	0	1	0	1	0-0	0	0	0	0-0	0	0
Totals	3	1	0	4	0-0	0	0	0-0	0	0	56	25	3	81	1-10	2	1	1	2-3	9

RUSHING	ATT	YDS	AVG	LG	TD	RUSHING	ATT	YDS	AVG	LG	TD
J.Williams	21	66	3.1	12	1	L.Bell	20	95	4.8	14	0
A.Ripkowski	1	6	6.0	6	0	B.Roethlisberger	3	25	8.3	14	0
T.Davis	1	4	4.0	4	0	M.Bryant	1	1	1.0	1	0
Total	24	80	3.3	12	1	Total	24	121	5.0	14	0

PASSING	ATT	CMP	YDS	SK/YD	TD	LG	INT	RT	PASSING	ATT	CMP	YDS	SK/YD	TD	LG	INT	RT
B.Hundley	26	17	245	4/18	3	55	0	134.3	B.Roethlisberger	45	33	351	1/10	4	39	2	106.8
Total	26	17	245	4/18	3	55	0	134.3	Total	45	33	351	1/10	4	39	2	106.8

PASS RECEIVING	NO	YDS	AVG	LG	TD	PASS RECEIVING	NO	YDS	AVG	LG	TD
D.Adams	5	82	16.4	55	1	L.Bell	12	88	7.3	15	0
J.Williams	4	69	17.3	54	1	A.Brown	10	169	16.9	39	2
R.Cobb	4	58	14.5	39	1	M.Bryant	4	40	10.0	17	1
J.Nelson	3	11	3.7	7	0	J.James	3	32	10.7	17	0
R.Rodgers	1	25	25.0	25	0	E.Rogers	3	21	7.0	11	0
Total	17	245	14.4	55	3	X.Grimble	1	1	1.0	1	1
Total	17	245	14.4	55	3	Total	33	351	10.6	39	4

INTERCEPTIONS	NO	YDS	AVG	LG	TD	INTERCEPTIONS	NO	YDS	AVG	LG	TD
B.Martinez	1	3	3.0	3	0	Total	0	0	0.0	0	0
D.Handall	1	0	0.0	0	0	Total	0	0	0.0	0	0
Total	2	3	1.5	3	0	Total	0	0	0.0	0	0

PUNTING	NO	YDS	AVG	NET	TB	INT	LG	LG	TD	PUNTING	NO	YDS	AVG	NET	TB	INT	LG	LG	TD
J.Yovel	5	241	48.2	46.4	0	0	0	53	53	J.Berry	3	97	32.3	32.3	0	0	3	36	36
Total	5	241	48.2	46.4	0	0	0	53	53	Total	3	97	32.3	32.3	0	0	3	36	36

PUNT RETURNS	NO	YDS	AVG	FC	LG	TD	PUNT RETURNS	NO	YDS	AVG	FC	LG	TD
T.Davis	0	0	0.0	0	0	0	A.Brown	3	9	3.0	0	7	0
(downed)	1	0	0.0	0	0	0	Returns	3	9	3.0	2	7	0
Returns	0	0	0.0	2	0	0	Total	3	9	3.0	2	7	0

KICK RETURNS	NO	YDS	AVG	FC	LG	TD	KICK RETURNS	NO	YDS	AVG	FC	LG	TD
T.Davis	3	59	19.7	0	23	0	M.Bryant	2	58	29.0	0	38	0
(tback)	2	0	0.0	0	0	0	(tback)	3	0	0.0	0	0	0
Returns	3	59	19.7	0	23	0	Returns	2	58	29.0	0	38	0

FUMBLES	Fum	Lost	Rec	Yds	TD	FF	Rec	Yds	TDBds	Out	FUMBLES	Fum	Lost	Rec	Yds	TD	FF	Rec	Yds	TDBds	Out
M.Burnett	0	0	0	0	1	0	0	0	0	0	L.Bell	1	1	0	0	0	0	0	0	0	0
B.Martinez	0	0	0	0	1	0	1	0	0	0	Total	1	1	0	0	0	0	0	0	0	0
Total	0	0	0	0	1	1	1	0	0	0	Total	1	1	0	0	0	0	0	0	0	0

TOTAL FIRST DOWNS	15	28	TOTAL FIRST DOWNS	15	28
By Rushing	8	6	By Rushing	8	6
By Passing	6	21	By Passing	6	21
By Penalty	1	1	By Penalty	1	1
THIRD-DOWN EFFICIENCY	6-13-46%	8-13-62%	THIRD-DOWN EFFICIENCY	6-13-46%	8-13-62%
FOURTH-DOWN EFFICIENCY	1-1-100%	1-1-100%	FOURTH-DOWN EFFICIENCY	1-1-100%	1-1-100%
TOTAL NET YARDS	307	482	TOTAL NET YARDS	307	482
Total Offensive Plays	54	70	Total Offensive Plays	54	70
Average gain per offensive play	5.7	6.6	Average gain per offensive play	5.7	6.6
NET YARDS RUSHING	80	121	NET YARDS RUSHING	80	121
Total Rushing Plays	24	24	Total Rushing Plays	24	24
Average gain per rushing play	3.3	5.0	Average gain per rushing play	3.3	5.0
NET YARDS PASSING	227	341	NET YARDS PASSING	227	341
Tackles for a loss-number and yards	3-5	1-3	Tackles for a loss-number and yards	3-5	1-3
Times thrown - Yards lost att. to pass	4-18	1-10	Times thrown - Yards lost att. to pass	4-18	1-10
Gross yards passing	245	351	Gross yards passing	245	351
PASS ATT-COMP-INT	28-17-0	45-33-2	PASS ATT-COMP-INT	28-17-0	45-33-2
Average gain per pass play	7.6	7.4	Average gain per pass play	7.6	7.4
KICKOFFS Number-in EZ-Touchbacks	5-3-3	5-3-2	KICKOFFS Number-in EZ-Touchbacks	5-3-3	5-3-2
Number and Average	5-48.2	3-32.3	Number and Average	5-48.2	3-32.3
Had Blocked	0	0	Had Blocked	0	0

EGS - PATs had blocked	0-0	0-0	EGS - PATs had blocked	0-0	0-0
Net Punting Average	46.4	32.3	Net Punting Average	46.4	32.3
TOTAL RETURN YARDS (not inc. kickoffs)	3	9	TOTAL RETURN YARDS (not inc. kickoffs)	3	9
No. and Yards Punt Returns	0-0	3-9	No. and Yards Punt Returns	0-0	3-9
No. and Yards Kickoff Returns	3-99	2-58	No. and Yards Kickoff Returns	3-99	2-58
No. and Yards Interception Returns	2-3	0-0	No. and Yards Interception Returns	2-3	0-0
PEALTIES Number and Yards	3-27	5-45	PEALTIES Number and Yards	3-27	5-45
FUMBLES Number and Lost	0-0	1-1	FUMBLES Number and Lost	0-0	1-1
TOUCHDOWNS	4	4	TOUCHDOWNS	4	4
Rushing	1	0	Rushing	1	0
Passing	3	4	Passing	3	4
EXTRA POINTS Made-Attempts	4-4	3-4	EXTRA POINTS Made-Attempts	4-4	3-4
Kicking Made-Attempts	4-4	2-3	Kicking Made-Attempts	4-4	2-3
Passing Made-Attempts	0-0	1-1	Passing Made-Attempts	0-0	1-1
FIELD GOALS Made-Attempts	0-1	1-1	FIELD GOALS Made-Attempts	0-1	1-1
RED-ZONE EFFICIENCY	1-1-100%	3-3-100%	RED-ZONE EFFICIENCY	1-1-100%	3-3-100%
GOAL-TO-GO EFFICIENCY	1-1-100%	2-2-100%	GOAL-TO-GO EFFICIENCY	1-1-100%	2-2-100%
SAFETIES	0	0	SAFETIES	0	0
FINAL SCORE	0	31	FINAL SCORE	0	31
TIME OF POSSESSION					

CLEVELAND (AP) — Brett Hundley threw a 25-yard touchdown pass to Dwayne Adams in overtime as the Packers (7-6) rallied from a two-touchdown deficit in the fourth quarter for a 27-21 win on Sunday over the winless and luckless Cleveland Browns.

Hundley pulled out his third win — and second straight in OT — since replacing Aaron Rodgers after breaking his collarbone in October. On third-and-6 in overtime, Hundley threw a short pass to Adams, who spun out of Myles Garrett's arms and went in untouched with 5:05 left as the Packers set the stage for Rodgers' return. He returned to practice this week, and as long as he's cleared by Green Bay's medical staff, Rodgers will be back on the field next Sunday when the Packers play Carolina.

It was another devastating loss for the Browns (0-13), who made several critical mistakes late in regulation before DeShone Kizer's poor decision on his final throw.

Kizer was rolling to his left and tried to throw across his body to Rashard Higgins when his arm was hit by linebacker Clay Matthews. Adams with 17 seconds left in regulation.

A 65-yard punt return by Trevor Davis set up Green Bay's score, which came after Hundley was ruled down inside the 1 after an apparent 6-yard scoring run. Out of timeouts, coach Mike McCarthy elected not to risk a run and Hundley flied his pass into the corner for Adams, who beat Jason McCourty on the play.

Hundley finished 35 of 46 with three touchdowns and made the big plays when he had to against the Browns.

Cleveland was in position to run out the clock before overtime but rookie tight end David Njoku dropped a key third-down pass. Cleveland's punt team couldn't bring down Davis, who weaved his way to the Browns' 25.

Kizer threw three touchdowns passes, one to Josh Gordon, and went 20 of 28 for 214 yards. But he'll be haunted by the late pick. Isaiah Crowell rushed for 121 yards on 19 carries. Gordon, playing his first home game since Dec. 14, 2014, had three catches for 69 yards and caught an 18-yard TD pass in the first quarter that he celebrated by putting on sunglasses.

After missing some scoring opportunities last week in Los Angeles, Gordon was confident he and Kizer would connect against the Packers. They did just that on Cleveland's first play, hooking up for 38 yards. Moments later, Kizer threatened a perfect pass over the middle to Gordon, who made a leaping catch in the end zone for his first TD since Dec. 15, 2013.

The Packers had to take a punt to keep their first offensive drive going, but Green Bay scored their league-leading seventh touchdown on their opening possession.

OFFICIALS — Referee: Bill Vinovich (52); Umpire: Bruce Stritesky (102); Down Judge: Sarah Thomas (53); Line Judge: Mark Perriman (78); Field Judge: Jon Luchiansky (89); Side Judge: Gary Cavalotto (80); Back Judge: Greg Meyer (78); Replay Official: Louis Mazzaro

STARTING LINEUPS

Green Bay Packers		Cleveland Browns	
Offense	Defense	Offense	Defense
WR 89 D.Kierke	DE 94 D.Lowy	WR 12 J.Gordon	DE 95 M.Garrett
LT 67 B.Dackhart	NT 97 K.Clark	LT 66 S.Drango	DT 93 T.Coyne
LG 66 L.Taylor	DT 76 W.Daniels	LG 75 J.Blotto	DT 63 L.Ogunjobi
C 63 C.Linsley	LOLB 55 A.Brooks	C 64 J.Treter	DE 94 C.Massib
RG 78 J.Etens	ILB 47 J.Ryan	RG 70 K.Zeller	WILL 58 C.Kinsey
RT 78 J.Spriggs	ILB 50 B.Matthews	RT 86 S.Coleman	MIKE 53 J.Schubert
TE 84 L.Kendricks	ROLB 52 C.Bathreuz	TE 88 R.Teller	SAM 52 J.Burgess Jr.
WR 18 R.Cobb	LCB 23 D.Handall	WR 19 C.Coleman	CB 30 J.McCurry
WR 17 D.Adams	RCB 31 D.House	WR 7 D.Kizer	CB 21 J.Taylor
QB 30 J.Williams	SS 42 M.Burnett	QB 34 J.Crowell	S 43 K.Macina
	FS 21 H.Chinn-Dix	FB 40 D.Viale	S 26 D.Kindred

FIELD GOALS (made / & missed)

Player	Attempts	Yards	Result
J.Hawkins	3/5	33, 53, 53	1/3
K.Fackrell	1/1	62	1/1
G.Collins	0/1	62	0/1

GREEN BAY DEFENSIVE STATISTICS (official)

Player	Att	Yds	TD	Int	FF	Rec	Yds	TD
J.Williams	15	49	3	3	3	30	0	111.2
B.Hundley	46	35	2	1	3	30	0	111.2
D.Kizer	28	20	2	5	3	38	2	99.4

Player	Att	Yds	TD	Int	FF	Rec	Yds	TD
J.Williams	15	49	3	3	3	30	0	111.2
B.Hundley	46	35	2	1	3	30	0	111.2
D.Kizer	28	20	2	5	3	38	2	99.4

Player	Att	Yds	TD	Int	FF	Rec	Yds	TD
J.Williams	15	49	3	3	3	30	0	111.2
B.Hundley	46	35	2	1	3	30	0	111.2
D.Kizer	28	20	2	5	3	38	2	99.4

Player	Att	Yds	TD	Int	FF	Rec	Yds	TD
J.Williams	15	49	3	3	3	30	0	111.2
B.Hundley	46	35	2	1	3	30	0	111.2
D.Kizer	28	20	2	5	3	38	2	99.4

Player	Att	Yds	TD	Int	FF	Rec	Yds	TD
J.Williams	15	49	3	3	3	30	0	111.2
B.Hundley	46	35	2	1	3	30	0	111.2
D.Kizer	28	20	2	5	3	38	2	99.4

Player	Att	Yds	TD	Int	FF	Rec	Yds	TD
J.Williams	15	49	3	3	3	30	0	111.2
B.Hundley	46	35	2	1	3	30	0	111.2
D.Kizer	28	20	2	5	3	38	2	99.4

Player	Att	Yds	TD	Int	FF	Rec	Yds	TD
J.Williams	15	49	3	3	3	30	0	111.2
B.Hundley	46	35	2	1	3	30	0	111.2
D.Kizer	28	20	2	5	3	38	2	99.4

Player	Att	Yds	TD	Int	FF	Rec	Yds	TD
J.Williams	15	49	3	3	3	30	0	111.2
B.Hundley	46	35	2	1	3	30	0	111.2
D.Kizer	28	20	2	5	3	38	2	99.4

Player	Att	Yds	TD	Int	FF	Rec	Yds	TD
J.Williams	15	49	3	3	3	30	0	111.2
B.Hundley	46	35	2	1	3	30	0	111.2
D.Kizer	28	20	2	5	3	38	2	99.4

CHARLOTTE, N.C. (AP) — Cam Newton threw for 242 yards and four touchdowns, and the Panthers spoiled Aaron Rodgers' return from a broken collarbone with a 31-24 win over the Green Bay Packers.

Danierie Byrd had two touchdown catches, and Christian McCaffrey had 136 yards from scrimmage, including a 7-yard touchdown reception and the Panthers won their fourth straight at home.

Greg Olsen had his most productive game since returning from a broken foot, catching nine passes for 116 yards and a TD as the Panthers (10-4) kept pace with the first-place New Orleans Saints in the NFC South.

Carolina's defense forced four turnovers, including a strip by cornerback James Bradberry on Packers wide receiver Gerónimo Allison with 1:28 to seal the win and prevent the Packers from possibly playing in their third straight overtime game.

Rodgers, making his first appearance since Oct. 15, threw for 290 yards with three touchdowns but was intercepted three times as the Packers' playoff hopes took a potentially critical blow.

At 7-7, the Packers are on the cusp of not making the playoffs for the first time since 2008.

The Packers ran the ball for 120 yards and averaged 6.3 yards per carry, but the score dictated that Rodgers throw the ball more in the second half after the Packers surrendered a 14-10 halftime lead.

Newton threw 1D passes to Olsen and Byrd in the third quarter to give them a 24-14 lead.

Byrd's first touchdown, a 9-yard grab in the back of the end zone, came with some controversy. The play was initially ruled an incomplete, but coach Ron Rivera challenged the play and officials overturned the call ruling that Byrd's buttocks landed inbounds.

Packers coach Mike McCarthy said he didn't have a problem with the decision, calling it a good catch.

It didn't help that Rodgers lost his most productive receiver in the third quarter with a concussion. Danarie Adams took a helmet-to-helmet hit from Panthers linebacker Thomas Davis on an interception return by Colin Jones. As Adams was running to make the tackle on Jones, Davis appeared to launch himself at Adams with a peel-back block, immediately sending the wide receiver to the ground and out of the game.

Davis was flagged for a 15-yard penalty.

Adams had five catches for 57 yards and a touchdown against the Panthers.

Carolina didn't sack Rodgers in the first three quarters, but had three in the fourth.

OFFICIALS — Referee: Craig Woisard (4); Umpire: Jeff Anderson (20); Down Judge: Mark Hittner (29); Line Judge: Julian Mapp (10); Field Judge: Steve Zimmer (33); Side Judge: Barry Lamberth (21); Back Judge: Lee Dyer (27); Replay Official: Larry Nemmers

STARTING LINEUPS

Green Bay Packers			Carolina Panthers		
Offense	Defense	Special	Offense	Defense	Special
WR 97 K.D. Johnson	NT 97 K.D. Johnson	QB 12 M. Rodgers	WR 17 D. Funchess	DE 90 J. Peppers	K 31 J. Stortoni
LT 69 D. Bakhtiari	DT 76 M. Daniels	RB 27 J. Jones	LT 17 M. Kaili	DT 98 S. Loubielei	P 34 J. Stortoni
LG 66 L. Taylor	LOLB 52 C. Matthews	TE 82 R. Rodgers	LG 69 A. Novak	DT 99 K. Shott	
C 63 C. Lindsey	ILB 48 J. Thomas	FB 21 H. Williams	C 67 R. Kaili	DE 97 M. Addison	
RG 73 J. Evans	ILB 50 B. Matthews	WR 17 D. Adams	LB 65 A. Slaton	LB 42 C. Jones	
RT 78 J. Spriggs	ROLB 53 N. Perry	TE 84 L. Kendrick	RT 60 D. Williams	MLB 59 L. Kuehly	
TE 84 L. Kendrick	LCB 23 D. Handall	CB 30 J. Williams	TE 88 G. Olsen	WLB 58 T. Davis	
TE 82 R. Rodgers	RCB 28 J. Hawkins	SS 42 M. Burnett	WR 19 R. Shepard	LCB 24 J. Bradberry	
OB 12 A. Rodgers	SS 42 M. Burnett	FS 21 H. Williams	OB 19 C. Newton	RCB 26 D. Worley	
RB 30 J. Williams	FS 21 H. Williams	WR 17 D. Adams	SS 22 C. McCaffrey	SS 29 M. Adams	
WR 17 D. Adams	S 27 J. Jones		FS 18 D. Byrd	FS 20 K. Coleman	

GREEN BAY SUBSTITUTIONS — K 2 M. Crosby, P 8 J. Vogel, WR 11 T. Davis, WR 18 R. Cobb, FB 22 A. Ripkowski, S 23 M. Evans, RB 32 D. Mays, RB 33 A. Jones, S 35 J. Whitehead, CB 41 L. Phipkins, CB 44 D. Brown, LB 45 V. Biegel, LB 47 J. Ryan, LB 51 K. Rackell, LB 55 A. Brooks, LS 61 B. Goode, G 62 L. Patrick, WR 81 G. Allison, WR 83 J. Jams, DT 91 O. Dial, DE 94 D. Lowry, DE 97 B. Hundley, FB 40 J. Kerridge, G 64 J. McCrory. **INACTIVES** — CB 31 D. House, CB 39 D. Goodson, T 74 U. John, G/T 77 A. Pankey, WR 89 M. Clark, DT 90 M. Adams, LB 98 C. Odum.

FIELD GOALS (made / & missed)

Player	Attempts	Yards	Result
G. Gano	2	2	2/2
G. Gano	1	1	0/1

GREEN BAY DEFENSIVE STATISTICS (press box)

Player	Att	Yds	Sk	Int	TD	FF	Rec	Yds	TD
M. Daniels	1	3	4	0	0	0	0	0	0
C. Matthews	1	4	0	0	0	0	0	0	0
D. Lowry	0	3	0	0	0	0	0	0	0
M. Evans	1	0	0	0	0	0	0	0	0
L. Phipkins	1	0	0	0	0	0	0	0	0
V. Biegel	0	1	0	0	0	0	0	0	0
J. Whitehead	0	1	0	0	0	0	0	0	0
Totals	34	36	4	70	1-6	2	0	0	0-0

Green Bay Packers										Carolina Panthers													
RUSHING	ATT	YDS	AVG	LG	TD	PASSING	ATT	YDS	AVG	LG	TD	RUSHING	ATT	YDS	AVG	LG	TD	PASSING	ATT	YDS	AVG	LG	TD
A. Jones	3	47	15.7	23	0	C. Newton	12	63	5.3	15	0	C. McCaffrey	12	58	4.8	13	0	C. Newton	14	58	4.1	13	0
A. Rodgers	10	43	4.3	7	0	A. Rodgers	14	27	1.9	3	0	J. Stewart	11	1	0.1	3	0	J. Stewart	11	27	2.5	9	0
J. Williams	10	30	3.0	9	0	J. Williams	11	1	0.1	3	0	F. Whitaker	3	3	1.0	3	0	F. Whitaker	3	3	1.0	3	0
Total	19	120	6.3	23	0	Total	38	151	3.9	15	0	Total	38	151	3.9	15	0	Total	38	151	3.9	15	0

Green Bay Packers										Carolina Panthers											
PASSING	ATT	CMP	YDS	SK/YD	TD	LG	INT	RT	Yds	PASS RECEIVING	NO	YDS	AVG	LG	TD	PASS RECEIVING	NO	YDS	AVG	LG	TD
A. Rodgers	45	26	290	3/26	3	36	3	71.5	36	G. Olsen	7	84	12.0	33	1	G. Olsen	9	116	12.9	30	1
Total	45	26	290	3/26	3	36	3	71.5	36	Total	26	290	11.2	36	3	Total	20	242	12.1	30	4

Green Bay Packers										Carolina Panthers														
PUNTING	NO	YDS	AVG	NET	TB	INT	LG	TD	PUNTING	NO	YDS	AVG	NET	TB	INT	LG	TD	PUNTING	NO	YDS	AVG	NET	TB	INT
J. Vogel	2	82	41.0	38.5	0	0	50	0	J. Vogel	4	174	43.5	39.8	0	0	55	0	J. Vogel	4	174	43.5	39.8	0	0
Total	2	82	41.0	38.5	0	0	50	0	Total	4	174	43.5	39.8	0	0	55	0	Total	4	174	43.5	39.8	0	0

Green Bay Packers										Carolina Panthers										
PUNT RETURNS	NO	YDS	AVG	FC	LG	TD	PUNT RETURNS	NO	YDS	AVG	FC	LG	TD	PUNT RETURNS	NO	YDS	AVG	FC	LG	TD
T. Davis	2	15	7.5	0	13	0	T. Davis	1	5	5.0	0	5	0	T. Davis	1	5	5.0	0	5	0
Total	2	15	7.5	0	13	0	Total	1	5	5.0	0	5	0	Total	1	5	5.0	0	5	0

Green Bay Packers										Carolina Panthers										
KICK RETURNS	NO	YDS	AVG	FC	LG	TD	KICK RETURNS	NO	YDS	AVG	FC	LG	TD	KICK RETURNS	NO	YDS	AVG	FC	LG	TD
D. Byrd	6	0	0.0	0	0	0	D. Byrd	2	45	22.5	0	25	0	D. Byrd	2	45	22.5	0	25	0
Total	6	0	0.0	0	0	0	Total	2	45	22.5	0	25	0	Total	2	45	22.5	0	25	0

Green Bay Packers										Carolina Panthers									
FUMBLES	Fum	Lost	Rec	Yds	TD	FF	Rec	Yds	TD	FUMBLES	Fum	Lost	Rec	Yds	TD	FF	Rec	Yds	TD
G. Allison	1	1	0	0	0	0	0	0	0	J. Bradberry	0	0	0	0	1	0	0	0	0
Total	1	1	0	0	0	0	0	0	0	Total	0	0	0	0	1	0	0	0	0

Green Bay Packers										Carolina Panthers									
TOTAL FIRST DOWNS	By Rushing	By Passing	By Penalty	TOTAL FIRST DOWNS	By Rushing	By Passing	By Penalty	TOTAL FIRST DOWNS	By Rushing	By Passing	By Penalty								
29	11	15	2	29	9	13	2	29	11	15	2								
24	13	10	1	24	13	9	2	24	13	9	2								

Green Bay Packers										Carolina Panthers									
THIRD-DOWN EFFICIENCY	FOURTH-DOWN EFFICIENCY	TOTAL NET YARDS	Total Offensive Plays	Average gain per offensive play	NET YARDS RUSHING	Total Rushing Plays	Average gain per rushing play	NET YARDS PASSING	Times thrown - Yards lost att. to pass.	Gross yards passing	PASS ATT-COMP-INT	Average gain per pass play	KICKOFFS Number-In EZ-Touchbacks	PUNTS Number and Average					
62-50%	2-3-67%	384	67	5.7	120	19	6.3	264	3-26	290	45-26-3	5.5	5-2-2	2-41.0					
50%	0-0-0%	387	70	5.5	151	38	3.9	236	1-6	242	31-20-0	7.4	6-6-6	4-43.5					

Green Bay Packers										Carolina Panthers									
EXTRA POINTS Made-Attempts	FIELD GOALS Made-Attempts	RED-ZONE EFFICIENCY	GOAL-TO-GO EFFICIENCY	SAFETIES	FINAL SCORE	TIME OF POSSESSION	EXTRA POINTS Made-Attempts	FIELD GOALS Made-Attempts	RED-ZONE EFFICIENCY	GOAL-TO-GO EFFICIENCY	SAFETIES	FINAL SCORE	TIME OF POSSESSION						
3-3	1-1	1-2-50%	0-0-0%	2	24	33:57	3-3	1-1	3-4-75%	0-0-0%	2	24	26:03						



2017 UPDATED BIOGRAPHIES

THROUGH WEEK 15

17 Davante Adams, WR, 4th Year, Fresno State

- Posted career highs for receptions (75), receiving yards (997) and receiving TDs (12) last season, finishing tied for No. 2 in the NFL in TD catches behind teammate Jordy Nelson (14).
- Registered at least one TD catch in nine games last season, tied for No. 2 in the league behind Nelson (11), and recorded a career-high four 100-yard receiving games and a career-best 10 catches of 25-plus yards.
- Had 13 catches in Week 7 vs. Chicago and 12 receptions in Week 8 at Atlanta last season, becoming the first player in team history to register 12-plus catches in back-to-back games.
- Posted 163 receptions from 2014-16, the fourth most in franchise history by a player in his first three NFL seasons behind WRs Sterling Sharpe (212), Greg Jennings (178) and James Lofton (171).

2017 SEASON: Has started all 14 games and leads the team with 74 catches for a team-high 885 yards (12.0 avg.) and 10 TDs...Ranks No. 2 in the league in TD catches and tied for No. 4 in the NFL in red-zone TD catches with seven...Is the only player in the league with 10-plus TD receptions in both of the last two seasons...Has posted seven-plus receptions five times this season, a team high and a career best...Joins Steelers WR Antonio Brown as the only players in the league with 70-plus catches and nine-plus receiving TDs both of the last two seasons.

►**Vs. Seattle (Sept. 10):** Started and played 67 snaps, finishing with three receptions for 47 yards (15.7 avg.), with all three of his receptions picking up first downs...Late in the second quarter, came across the field to make a 21-yard reception near the sideline in front of S Kam Chancellor at the Seattle 46 to convert a third-and-17.

►**At Atlanta (Sept. 17):** Started and played 71 of 76 snaps, pacing the team with eight catches for a team-high 99 yards (12.4 avg.) and a TD...Five of his eight receptions went for first downs...Early in the fourth quarter, beat CB Robert Alford down the left sideline for a 33-yard TD grab on fourth-and-7, clipping the pylon with his left foot as he kept both feet in bounds for the score...Later in the quarter, beat CB C.J. Goodwin on a slant for a 17-yard pickup to the Atlanta 1, setting up Rodgers' 1-yard TD pass to RB Ty Montgomery on the next play.

►**Vs. Cincinnati (Sept. 24):** Started and played 67 of 70 snaps, finishing with three receptions for 60 yards (20.0 avg.)...Early in the second quarter, got past CB William Jackson to make a catch near the sideline on a flea-flicker, eluding a tackle attempt by Jackson as he took it down the field for a 41-yard gain to the Cincinnati 34.

►**Vs. Chicago (Sept. 28):** Started and played 40 snaps, catching two passes for 13 yards (6.5 avg.) and a TD before sustaining a concussion on a third-quarter reception when he took a helmet-to-helmet hit from LB Danny Trevathan, one that resulted in a one-game suspension for Trevathan...On the opening drive of the game, caught a quick pass from Rodgers and barreled through a tackle attempt by DB Marcus Cooper Sr. near the goal line for a 5-yard TD.

►**At Dallas (Oct. 8):** Started and played 56 of 60 snaps, leading the team with seven receptions for 66 yards (9.4 avg.) and two TDs...Matched his career high with the two TD catches, his fourth game with two receiving TDs since 2016...Five of his seven catches on the afternoon picked up first downs...On Green Bay's opening drive, beat CB Anthony Brown with an inside fake before taking him up top to make a 10-yard TD grab in the corner of the end zone...On the final drive of the game, got the series started with a 14-yard back-shoulder catch against CB Jourdan Lewis near the sideline to the Green Bay 39...Capped the drive off with a game-winning 12-yard TD grab over Lewis on a back-shoulder throw from Rodgers with 11 seconds remaining.

►**At Minnesota (Oct. 15):** Started and played 65 of 66 snaps, posting five receptions for 54 yards (10.8 avg.) and a TD...It marked the first time in his career that he had caught a TD pass in three straight games...Early in the second quarter, made an inside move on LB Eric Kendricks and then found an opening behind LB Anthony Barr, getting open at the Minnesota 5 as QB Brett Hundley stepped up in the pocket to find him for the 14-yard TD, the first TD pass of Hundley's career.

►**Vs. New Orleans (Oct. 22):** Started and appeared on 48 of 55 plays, finishing with two catches for 12 yards (6.0 avg.).

►**Vs. Detroit (Nov. 6):** Started and played 56 of 59 snaps, leading the team with seven receptions for 53 yards (7.6 avg.).

►**At Chicago (Nov. 12):** Started and played 54 of 66 snaps, pacing the team with 90 receiving yards on five receptions (18.0 avg.)...With Green Bay holding a 16-13 lead midway through the fourth quarter, made a back-shoulder catch in the front of the end zone near the pylon for a 19-yard TD with CB Kyle Fuller covering him...After Chicago kicked a field goal to make it a one-score game, beat Fuller deep down the sideline to make a one-handed catch on a third-and-10 at the Chicago 23 for a 42-yard gain with just over two minutes remaining.

►**Vs. Baltimore (Nov. 19):** Started and appeared on 64 of 67 snaps, leading the team with a season-high 126 yards on eight receptions (15.8 avg.)...Six of his receptions went for first downs, the second-best single-game total of his career behind only eight first downs vs. Chicago in Week 7 last season...On Green Bay's third play from scrimmage, beat CB Brandon Carr down the right sideline and made a leaping catch at the Baltimore 10 for a 33-yard gain...Midway through the fourth quarter, made an outside move to free himself from CB Jimmy Smith and make a 25-yard grab near the sideline...It marked his fourth game on the season with seven-plus receptions, a career high.

►**At Pittsburgh (Nov. 26):** Started and played 48 of 55 snaps, leading the team with five receptions for 82 yards (16.4 avg.) and a TD...On the opening drive of the second half, ran a stutter-and-go route to beat CB Coty Sensabaugh down the sideline before eluding a tackle attempt in the middle of the field from S Mike Mitchell on his way to the end zone for a 55-yard TD...With the Packers trailing 28-21 late in the fourth quarter, made an 8-yard grab to the Pittsburgh 4 on fourth-and-6 that set up RB Jamaal Williams' 4-yard TD run on the next play to tie the game.

►**Vs. Tampa Bay (Dec. 3):** Started and appeared on 49 of 55 plays, leading the team with 42 receiving yards on four receptions (10.5 avg.)...It marked his fifth consecutive game with four-plus catches, the longest streak of his career and the longest by a Packer this season.

►**At Cleveland (Dec. 10):** Started and played 64 of 76 snaps, pacing the team with a season-high 10 receptions for 84 yards (8.4 avg.) and two TDs...All of his receptions came in the second half/OT, the most by an NFL player in a game this season and the most by a Packer since STATS began recording it in 1991...It was his fourth career game with 10-plus catches, tied with Don Hutson for the third most in team history behind only Sterling Sharpe and Donald Driver (seven each)...It also marked his third consecutive season with at least one 10-catch game, one of only seven WRs in the league to do so from 2015-17...With the Packers trailing, 21-14, with 17 seconds remaining, made a back-shoulder 1-yard TD catch against CB Jason McCourty to send the game into overtime...On Green Bay's first possession in OT, made a catch over the middle on third-and-6, spinning away from Cleveland defenders to take it in for the 25-yard TD as the Packers won back-to-back OT games for the first time in team history...Posted his seventh consecutive road game with a TD reception, tied for the longest streak (Donald Driver, 2006-07) in franchise history and the longest in the NFL since Patriots WR Randy Moss in 2007 (eight games).

►**At Carolina (Dec. 17):** Started, but was limited to just 27 snaps after leaving the game in the third quarter due to a concussion sustained on an illegal blindside block by Panthers LB Thomas Davis...Prior to the injury, caught five passes for 57 yards (11.4 avg.), including a 13-yard TD reception on the final play of the first quarter...Came out of the slot and found an opening over the middle to make a leaping grab in the end zone for the score...Became the first player in franchise history to catch a TD pass in eight consecutive regular-season road games, topping the previous mark of seven games by Donald Driver (2006-07), and became the first NFL player to do so since Patriots WR Randy Moss (eight games, 2007).

90 Montravius Adams, DT, Rookie, Auburn

- Earned first-team All-Southeastern Conference honors from *The Associated Press* as a senior in 2016 after recording 44 tackles (26 solo), 8½ tackles for a loss, 4½ sacks, a forced fumble, two fumble recoveries (one for a TD) and an interception.
- Was named second-team All-America by *AP*, the American Football

Coaches Association and CBS Sports in 2016. Also was a semifinalist for the Rotary Lombardi Award.

- Earned third-team All-SEC honors from *AP* as a junior in 2015 after posting 44 tackles (16 solo), three tackles for a loss, two sacks and two forced fumbles.

2017 SEASON: Has played in five games, seeing limited action on defense, and has posted four tackles (one solo) and a QB hit.

►**Vs. Seattle (Sept. 10):** Inactive (foot).

►**At Atlanta (Sept. 17):** Inactive (foot).

►**Vs. Cincinnati (Sept. 24):** Made his NFL debut, appearing on four plays on defense.

►**Vs. Chicago (Sept. 28):** Inactive (healthy scratch).

►**At Dallas (Oct. 8):** Inactive (healthy scratch).

►**At Minnesota (Oct. 15):** Inactive (healthy scratch).

►**Vs. New Orleans (Oct. 22):** Inactive (healthy scratch).

►**Vs. Detroit (Nov. 6):** Played 18 snaps on defense and seven on special teams.

►**At Chicago (Nov. 12):** Appeared on seven defensive plays and 10 on special teams...Registered two tackles (both assisted) and a QB hit.

►**Vs. Baltimore (Nov. 19):** Inactive (healthy scratch).

►**At Pittsburgh (Nov. 26):** Played 15 snaps on defense and four on special teams and registered an assisted tackle on defense.

►**Vs. Tampa Bay (Dec. 3):** Inactive (healthy scratch).

►**At Cleveland (Dec. 10):** Played three snaps on defense and posted a solo tackle.

►**At Carolina (Dec. 17):** Inactive (healthy scratch).

81 Geronimo Allison, WR, 2nd Year, Illinois

- Played in 10 games with two starts as a rookie in 2016, posting 12 catches for 202 yards (16.8 avg.) and two TDs.

- Started as the third WR in Weeks 16-17 last season and registered eight receptions for 157 yards (19.6 avg.) and a TD in those two games, with all eight of his catches going for first downs.

2017 SEASON: Has played in 13 games, seeing time on offense and special teams, and has 20 receptions for 229 yards (11.5 avg.).

►**Vs. Seattle (Sept. 10):** Was on reserve/suspended.

►**At Atlanta (Sept. 17):** Saw significant time in his season debut, appearing on 61 of 76 plays and posting three catches for 24 yards (8.0 avg.)...All three of his receptions went for first downs, giving him 11 consecutive catches resulting in first downs dating back to last season.

►**Vs. Cincinnati (Sept. 24):** Led the team with a career-high 122 receiving yards on six catches (20.3 avg.), highlighted by his career-long 72-yard grab in overtime that set up K Mason Crosby's game-winning 27-yard FG...On Green Bay's opening drive of OT, got past CB Adam Jones down the sideline on third down, making the catch from QB Aaron Rodgers near the Cincinnati 45 and then making S George Iloka miss on a tackle attempt as he zig-zagged down the sideline to elude Jones for a 72-yard gain to the Cincinnati 7.

►**Vs. Chicago (Sept. 28):** Played 16 snaps, but did not have any receptions.

►**At Dallas (Oct. 8):** Appeared on 13 plays on offense and seven on special teams.

►**At Minnesota (Oct. 15):** Played seven snaps on offense and 11 on special teams...Registered a 7-yard reception.

►**Vs. New Orleans (Oct. 22):** Appeared on five plays on offense and eight on special teams...Made a 14-yard reception over the middle late in the first half to convert a third-and-4.

►**Vs. Detroit (Nov. 6):** Played 17 snaps on offense and nine on special teams.

►**At Chicago (Nov. 12):** Appeared on 12 plays on offense and 15 on special teams.

►**Vs. Baltimore (Nov. 19):** Played eight snaps on offense and 13 on special teams.

►**At Pittsburgh (Nov. 26):** Appeared on eight plays on offense and 10 on special teams.

►**Vs. Tampa Bay (Dec. 3):** Played nine snaps on offense and 16 on special teams.

►**At Cleveland (Dec. 10):** Appeared on 19 plays and caught four

passes for 29 yards (7.3 avg.).

►**At Carolina (Dec. 17):** Saw increased action with WR Davante Adams (concussion) sidelined for much of the second half, appearing on 46 snaps and catching five passes for 33 yards (6.6 avg.).

69 David Bakhtiari, T, 5th Year, Colorado

- Was selected to his first career Pro Bowl in 2016, having initially been named a first alternate before being selected as an injury replacement for Eagles T Jason Peters.

- Earned second-team All-Pro honors from *The Associated Press* last season, the first Green Bay tackle to receive All-Pro recognition from *AP* since Forrest Gregg (first-team selection) in 1967.

- Started all 62 games he played in at left tackle for the Packers in his first four seasons in the league, the most on Green Bay's offensive line over that span (2013-16).

- In 2013, became the first rookie to start every game at LT for Green Bay since the league went to a 16-game schedule in 1978.

2017 SEASON: Has started at LT in all 10 games he has appeared in this season...Has helped the offense rank No. 3 in red-zone scoring (64.1 percent), tied for No. 7 in rushing TDs (13) and tied for No. 5 in 10-play drives (28)...Part of an offense that has posted four 160-yard rushing games, tied for No. 6 in the NFL.

►**Vs. Seattle (Sept. 10):** Started at LT and played all 82 snaps, helping the offense rack up 26 first downs, the top mark by the Packers in a season opener since 2002 (29 vs. Atlanta), and a 39:13 time of possession, the best mark by Green Bay since Week 7 last season vs. Chicago (39:36)...Helped protect QB Aaron Rodgers as he threw for 311 yards and a TD on 28-of-42 passing.

►**At Atlanta (Sept. 17):** Inactive due to a hamstring injury he sustained in the fourth quarter vs. Seattle in Week 1.

►**Vs. Cincinnati (Sept. 24):** Inactive (hamstring).

►**Vs. Chicago (Sept. 28):** Inactive (hamstring).

►**At Dallas (Oct. 8):** Inactive (hamstring).

►**At Minnesota (Oct. 15):** Returned to the starting lineup, playing 34 snaps at LT before departing the game (hamstring).

►**Vs. New Orleans (Oct. 22):** Started at LT and played all 55 snaps, helping the offense register a season-high 181 rushing yards and a season-best two rushing TDs on 24 carries (7.5 avg.), highlighted by RB Aaron Jones' season-best 131 yards and a TD on 17 attempts (7.7 avg.).

►**Vs. Detroit (Nov. 6):** Started at LT and played all 59 snaps, helping to protect QB Brett Hundley as he completed 26 of 38 passes for 245 yards.

►**At Chicago (Nov. 12):** Started at LT and played all 66 snaps, helping the offense rush for 160 yards on 37 carries (4.3 avg.), the most rushing yards allowed by the Bears on the season...Blocked for Hundley as he completed 18 of 25 passes for 212 yards and a TD for a 110.8 passer rating.

►**Vs. Baltimore (Nov. 19):** Started at LT and played all 67 snaps.

►**At Pittsburgh (Nov. 26):** Started at LT and played all 55 snaps, helping to protect Hundley as he posted a career-high 134.3 passer rating by connecting on 17 of 26 passes for 245 yards and three TDs with no INTs.

►**Vs. Tampa Bay (Dec. 3):** Started at LT and played all 55 snaps, helping the offense register a season-high 199 rushing yards and two TDs on 29 carries (6.9 avg.)...Blocked for rookie RB Jamaal Williams, who registered a career-high 113 yards and a TD on the ground on 21 attempts (5.4 avg.)...Also helped Hundley rush for a career-high 66 yards, the first time in franchise history (since 1933) that the Packers had a 100-yard rusher and a QB rush for 65-plus yards in the same game...Helped clear holes for the Packers to rush for 128 yards on 16 attempts (8.0 avg.) on first down.

►**At Cleveland (Dec. 10):** Started at LT and played all 76 snaps, helping protect Hundley as he was only sacked once on the afternoon and completed a career-high 35 of 46 passes (76.1 percent) for 265 yards and three TDs with no INTs for a 111.2 rating...Part of an offense that converted 8 of 10 third downs in the second half/overtime.

►**At Carolina (Dec. 17):** Started at LT and played all 70 snaps, helping to block for Rodgers as he threw for 290 yards and three TDs with three INTs on 26-of-45 passing...Helped the Packers rush for 120 yards on 19 attempts (6.3 avg.), the team's first game with 120-plus rushing yards on fewer than 20 attempts since Oct. 18, 2015, vs. San Diego (17-133).

45 Vince Biegel, LB, Rookie, Wisconsin

- Matched a school record by playing in 54 games (40 starts) at Wisconsin, finishing No. 7 in school history with 21.5 career sacks and No. 10 with 39.5 tackles for a loss.
- Earned All-Big Ten honors from the coaches, media or both in each of his final three seasons.
- Was a part of the winningest senior class in school history, one that posted a 41-13 mark (.759), including a 26-7 record (.788) in Big Ten play and three consecutive bowl victories.

2017 SEASON: Has played in seven games, recording 11 tackles (six solo), including a tackle for a loss, a QB pressure and a QB hit on defense and five tackles on special teams (tied for No. 3 on the team)...Was activated from reserve/physically unable to perform (foot) on Nov. 3.

►**Vs. Detroit (Nov. 6):** Appeared on 19 plays on defense and 11 on special teams in his NFL debut...Posted three tackles (one solo) on defense and added a tackle on special teams.

►**At Chicago (Nov. 12):** Played six snaps on defense and 13 on special teams...Recorded a career-high two tackles on special teams.

►**Vs. Baltimore (Nov. 19):** Appeared on 16 plays on defense and 11 on special teams...Posted a pair of solo tackles, including stop of RB Alex Collins for a 2-yard loss on a run near the sideline late in the fourth quarter.

►**At Pittsburgh (Nov. 26):** Played 22 snaps on defense and 12 on special teams...Recorded a solo tackle, a QB pressure and a QB hit.

►**Vs. Tampa Bay (Dec. 3):** Appeared on 15 plays on special teams.

►**At Cleveland (Dec. 10):** Played 15 snaps on defense and 16 on special teams...Registered two solo tackles on defense and a tackle on special teams.

►**At Carolina (Dec. 17):** Appeared on 17 plays on defense and 18 on special teams...Recorded an assisted tackle on defense and a tackle on special teams.

29 Kentrell Brice, S, 2nd Year, Louisiana Tech

- Was one of five rookie free agents to make Green Bay's Week 1 roster and joined S Marwin Evans as the only rookie free agents to play in all 16 regular-season games and three postseason contests for the Packers in 2016.

• Appeared in all 16 games with one start in 2016, recording 15 tackles (all solo), a pass defended and a fumble recovery.

• Ranked No. 4 on the team with eight special teams tackles during the regular season and No. 3 on the team with three tackles on special teams in the playoffs.

2017 SEASON: Played in six games with three starts and registered 24 tackles (21 solo), an interception, four passes defended and two QB pressures...Also posted two tackles on special teams...Was placed on injured reserve on Nov. 3.

►**Vs. Seattle (Sept. 10):** Appeared on 47 of 49 plays on defense, posting two tackles (both solo), a pass defended and a QB pressure...Helped limit QB Russell Wilson to a 69.7 passer rating as he completed just 14 of 27 passes for 158 yards with no TDs...Also played 15 snaps on special teams and posted a tackle.

►**At Atlanta (Sept. 17):** Started at SS with S Morgan Burnett opening the game at ILB, but was limited to just 21 snaps after sustaining a groin injury in the second quarter...Posted four tackles (all solo).

►**Vs. Cincinnati (Sept. 24):** Inactive (groin).

►**Vs. Chicago (Sept. 28):** Appeared on 45 defensive plays and registered four tackles (three solo) and his first career interception...Late in the third quarter, picked off a QB Mike Glennon pass that sailed over the head of WR Deonte Thompson, making the INT at the Green Bay 47 and returning it 11 yards.

►**At Dallas (Oct. 8):** Played 28 snaps on defense and posted two tackles (both solo) and a pass defended...Early in the fourth quarter, ran down the seam with TE Jason Witten and got his right hand in to break up a pass from QB Dak Prescott on third-and-8, forcing Dallas to settle for a field goal...Also posted a tackle on special teams, bringing down WR Ryan Switzer at the Green Bay 31 on a fourth-quarter kickoff return.

►**At Minnesota (Oct. 15):** Started at SS in place of an injured Burnett (hamstring), appearing on 75 of 77 plays and recording four tackles (three solo), a QB pressure and a pass defended...Broke up a QB Case Keenum

pass near the sideline that was intended for TE Kyle Rudolph in the first quarter.

►**Vs. New Orleans (Oct. 22):** Started at SS for the second straight game in place of an injured Burnett, appearing on 73 of 76 plays...Registered a career-high eight tackles (seven solo).

55 Ahmad Brooks, LB, 11th Year, Virginia

- Was one of only five players in the NFL to register five-plus sacks each of the last eight seasons (2009-16). Was selected to the Pro Bowl in 2013 and was twice named second-team All-Pro by *The Associated Press* (2012-13).

• Registered 51.5 sacks as a member of the 49ers (2008-16), the second most by a linebacker in franchise history behind only Charles Haley (66.5).
• Played in 133 regular-season games with 99 starts from 2006-16, registering 493 tackles (345 solo), 53.5 sacks, 12 forced fumbles, three fumble recoveries, 30 passes defended and three interceptions, one of which he returned for a touchdown.

• Originally entered the NFL with Cincinnati after being selected in the third round of the 2006 NFL Supplemental Draft by the Bengals.

2017 SEASON: Has played in 10 games with three starts and has registered 15 tackles (12 solo), 1.5 sacks, four tackles for a loss, two passes defended, eight QB pressures and five QB hits.

►**Vs. Seattle (Sept. 10):** Appeared on six snaps on defense and one on special teams before sustaining a concussion in the second quarter that would sideline him for the remainder of the game.

►**At Atlanta (Sept. 17):** Inactive (concussion).

►**Vs. Cincinnati (Sept. 24):** Started at LOLB with LB Nick Perry sidelined (hand)...Midway through the third quarter, blew by T Jake Fisher to bring down QB Andy Dalton for a 7-yard loss on third down, his first sack in a Green Bay uniform...Early in the fourth quarter, chased down Dalton and forced an intentional-grounding penalty on third down...Finished with two tackles (both solo), two QB pressures and two QB hits.

►**Vs. Chicago (Sept. 28):** Started at ROLB and played 37 snaps, finishing with a solo tackle and two QB pressures...Midway through the first quarter, shed a block from TE Adam Shaheen to wrap up RB Jordan Howard for a 4-yard loss on a run to the left.

►**At Dallas (Oct. 8):** Appeared on 23 plays on defense and posted two tackles (one solo), two QB pressures and a QB hit.

►**At Minnesota (Oct. 15):** Inactive (back).

►**Vs. New Orleans (Oct. 22):** Inactive (back).

►**Vs. Detroit (Nov. 6):** Inactive (back).

►**At Chicago (Nov. 12):** Returned to action after missing three games, appearing on 27 plays on defense and recording a pass defended...Got a piece of QB Mitchell Trubisky's pass intended for WR Kendall Wright with less than a minute remaining in the game.

►**Vs. Baltimore (Nov. 19):** Played 26 snaps and registered three tackles (two solo), including two tackles for a loss...Early in the third quarter, came across the field to drill RB Alex Collins for a 3-yard loss on a run to the right side...Late in the third quarter, drove back LT James Hurst to get to QB Joe Flacco for a shared 6-yard sack with DE Dean Lowry.

►**At Pittsburgh (Nov. 26):** Appeared on 48 plays and recorded a solo tackle and a pass defended...Midway through the third quarter, deflected a QB Ben Roethlisberger pass at the line with his left hand, a tip that went into the arms of a sliding LB Blake Martinez at the Pittsburgh 48.

►**Vs. Tampa Bay (Dec. 3):** Played 29 snaps and registered two QB pressures and a QB hit.

►**At Cleveland (Dec. 10):** Started at LOLB with Perry sidelined (shoulder), appearing on 33 snaps and recording one solo tackle.

►**At Carolina (Dec. 17):** Played 47 snaps and registered five tackles (four solo), including a tackle for a loss, and a QB hit...Early in the second quarter, came off the right side to bring down RB Jonathan Stewart for a 4-yard loss to the Green Bay 15 on a run up the middle, helping force Carolina to settle for a field goal.

44 Donatello Brown, CB, Rookie, Valdosta State

- Was originally signed by the Packers as an undrafted free agent on May 5.
- Earned first-team All-Gulf South Conference recognition as a senior in 2016 after recording a career-best two interceptions and six passes

defensed.

2017 SEASON: Has played in two games, seeing limited action on special teams...Dressed, but did not play in one contest and has been inactive for four games...Was signed by Green Bay to the active roster from the practice squad on Nov. 3...Spent the first eight weeks of the season on Green Bay's practice squad.

- ▶**Vs. Detroit (Nov. 6):** Inactive (healthy scratch).
- ▶**At Chicago (Nov. 12):** Inactive (healthy scratch).
- ▶**Vs. Baltimore (Nov. 19):** Was on the 46-man gameday roster, but did not see any action.
- ▶**At Pittsburgh (Nov. 26):** Inactive (healthy scratch).
- ▶**Vs. Tampa Bay (Dec. 3):** Inactive (healthy scratch).
- ▶**At Cleveland (Dec. 10):** Made his NFL debut, appearing on three plays on special teams.
- ▶**At Carolina (Dec. 17):** Appeared on one play on special teams.

75 Bryan Bulaga, T, 8th Year, Iowa

- Started a career-high 16 games at RT last season and helped the offense rank in the top 10 in the NFL in several categories, including points per game (No. 4, 27.0), yards per game (No. 8, 368.8) and first downs (No. 7, 349).

- Opened all 12 games he appeared in at RT in 2015, blocking for RBs Eddie Lacy (758) and James Starks (601), the first Green Bay duo since 1985 to both rush for 600-plus yards in the same season.

- Started 15 contests in 2014, helping the offense rank No. 1 in the league in scoring (30.4 ppg) and No. 9 in the NFL in sacks allowed with 30, the fewest given up by Green Bay in a season since '07.

- Opened the final 12 games of 2010 and the entire postseason at RT after taking over for injured veteran Mark Tauscher (shoulder), the most regular-season starts by a Packers rookie tackle since Tauscher's 14 in 2000, and was named to the *Pro Football Weekly*/PFWA All-Rookie team.

2017 SEASON: Started at RT in all five games he appeared in this season...Was placed on injured reserve (knee) on Nov. 18.

- ▶**Vs. Seattle (Sept. 10):** Inactive (ankle).
- ▶**At Atlanta (Sept. 17):** Inactive (ankle).
- ▶**Vs. Cincinnati (Sept. 24):** Started and played 47 snaps before reinjuring his ankle and leaving the game in the fourth quarter...Protected QB Aaron Rodgers as he posted his franchise-record fifth consecutive 300-yard passing game with 313 yards and three TDs with one INT on 28-of-42 passing for a 102.6 passer rating.
- ▶**Vs. Chicago (Sept. 28):** Inactive (ankle).
- ▶**At Dallas (Oct. 8):** Returned to the starting lineup and played all 60 snaps...Helped the offense rack up a season-high 160 rushing yards on 25 carries (6.4 avg.), highlighted by a 125-yard effort from rookie RB Aaron Jones on 19 attempts (6.6 avg.)...It marked just the second time in the past 14 seasons (Week 15 at Chicago in 2016) that the Packers rushed for 160-plus yards on 25 or fewer carries...Also helped protect Rodgers as he threw three TD passes, his third straight game with three-plus TD passes.
- ▶**At Minnesota (Oct. 15):** Started and played 28 snaps, but was sidelined in the second half due to a concussion.
- ▶**Vs. New Orleans (Oct. 22):** Started at RT and played all 55 snaps, helping the offense register a season-high 181 rushing yards and a season-best two rushing TDs on 24 carries (7.5 avg.), highlighted by Jones' season-best 131 yards and a TD on 17 attempts (7.7 avg.).
- ▶**Vs. Detroit (Nov. 6):** Started at RT and played 42 snaps before leaving the game early in the fourth quarter due to a knee injury...Helped to protect QB Brett Hundley as he completed 26 of 38 passes for 245 yards.
- ▶**At Chicago (Nov. 12):** Inactive (knee).

42 Morgan Burnett, S, 8th Year, Georgia Tech

- Has started 107 games (including playoffs) since the start of 2011.
- Has recorded 90-plus tackles in five of the past six seasons, falling short of that mark in 2015 when he missed five games due to a calf injury.
- Set a career high with three sacks in 2016 (No. 2 in the NFL among safeties, Giants S Landon Collins, four). Ranks No. 3 among Green Bay safeties (since 1982) in career sacks (7.5), according to STATS, trailing LeRoy Butler (20.5) and Mark Murphy (11.0).
- Recorded his fourth straight 100-tackle season in 2014 with a team-high

125 tackles (99 solo). Was the only Packer to surpass 100 tackles each season from 2011-14.

2017 SEASON: Has started all 10 games he has appeared in, opening seven at SS, two at inside LB and one at slot corner, and has posted 59 tackles (49 solo), five tackles for a loss, a forced fumble and seven passes defensed.

- ▶**Vs. Seattle (Sept. 10):** Started at SS and played all 49 snaps, seeing significant time at ILB, and recorded five tackles (three solo) and three passes defensed, matching his career high (four previous times)...With the Packers leading, 17-6, in the fourth quarter, got his right hand in to deflect QB Russell Wilson's pass over the middle intended for TE Jimmy Graham on third down, forcing Seattle to settle for a FG...Helped limit Wilson to a 69.7 passer rating as he completed just 14 of 27 passes for 158 yards with no TDs.

- ▶**At Atlanta (Sept. 17):** Started at ILB with the defense opening in its "Nitro" package, and was one of two players (S Ha Ha Clinton-Dix) to play all 58 snaps...Registered four tackles (all solo) and a pass defensed...Late in the first half, got his right hand in to break up a QB Matt Ryan pass intended for WR Julio Jones near the marker on third-and-9, forcing the Falcons to punt.

- ▶**Vs. Cincinnati (Sept. 24):** Started as the slot CB and played all 61 snaps, finishing with three tackles (two solo), including a tackle for a loss... On a third-and-1 late in the fourth quarter with the Bengals leading, 21-17, tackled QB Andy Dalton for a 1-yard loss after RB Joe Mixon slipped in the backfield, forcing the Bengals to settle for a FG and keep the Packers within one score.

- ▶**Vs. Chicago (Sept. 28):** Started at SS and was the lone defensive player to appear on all 65 snaps...Led the team with 10 tackles (nine solo) and added a QB hit...Late in the second quarter, came up to bring down RB Jordan Howard for a 2-yard loss on a run to the left.

- ▶**At Dallas (Oct. 8):** Started at SS and played 47 of 74 snaps, leaving the game early in the fourth quarter due to a hamstring injury...Registered six tackles (five solo) and pass defensed before exiting the game.

- ▶**At Minnesota (Oct. 15):** Inactive (hamstring).

- ▶**Vs. New Orleans (Oct. 22):** Inactive (hamstring).

- ▶**Vs. Detroit (Nov. 6):** Started at ILB and appeared on 43 plays before leaving the game midway through the third quarter due to a groin injury... Registered five tackles (all solo), including two tackles for a loss...On Detroit's second play from scrimmage, came up to bring down RB Theo Riddick for a 2-yard loss on a swing pass...Early in the second quarter, stopped Riddick again for a 2-yard loss on a screen pass.

- ▶**At Chicago (Nov. 12):** Inactive (groin).

- ▶**Vs. Baltimore (Nov. 19):** Inactive (groin).

- ▶**At Pittsburgh (Nov. 26):** Started at SS and played all 74 snaps, finishing with eight tackles (seven solo), a tackle for a loss and a forced fumble...Early in the fourth quarter, forced a fumble by RB Le'Veon Bell at the Green Bay 35, one that was recovered by LB Blake Martinez at the Green Bay 34...Later in the fourth quarter, tackled Bell for a 2-yard loss on a swing pass.

- ▶**Vs. Tampa Bay (Dec. 3):** Started at SS and played all 76 snaps, posting seven tackles (five solo) and a pass defensed...Late in the first quarter, got a hand on a QB Jameis Winston pass intended for WR Mike Evans on third down to force a punt...Part of a secondary that limited Evans and WR DeSean Jackson to a combined four receptions for 57 yards.

- ▶**At Cleveland (Dec. 10):** Started at SS and played all 58 snaps, recording four tackles (all solo) and a pass defensed.

- ▶**At Carolina (Dec. 17):** Started at SS and played all 75 snaps, one of three defensive players to do so, and led the secondary with seven tackles (five solo).

97 Kenny Clark, DT, 2nd Year, UCLA

- Played in all 16 games with two starts as a rookie in 2016 and registered 33 tackles (14 solo), two tackles for a loss, four QB pressures, three QB hits, two fumble recoveries and two passes defensed.

- Became the youngest player to appear in a season opener for the Packers since Arnie Herber (20 years old) in 1930.

- Appeared in all three postseason contests and recorded nine tackles (five solo), including a tackle for a loss, a team-high five QB pressures and a QB hit.

2017 SEASON: Has started all 13 games he has appeared in and has posted 68 tackles (29 solo), six tackles for a loss, 2.5 sacks, two forced fumbles, nine QB hits, 10 QB pressures and a pass defended...Ranks No. 1 on the defensive line in tackles.

►**Vs. Seattle (Sept. 10):** Started and played 37 snaps, recording four tackles (one solo), a QB hit and a pass defended...On Seattle's second series, got his left hand up to bat down a QB Russell Wilson pass on third down to force a three-and-out.

►**At Atlanta (Sept. 17):** Started and played 47 of 58 snaps, finishing with three tackles (two solo) and a QB pressure.

►**Vs. Cincinnati (Sept. 24):** Started and appeared on 43 of 61 snaps, finishing with six tackles (three solo), including two tackles for a loss... Early in the third quarter, fought off a block from T Cedric Ogbuehi to bring down RB Joe Mixon for a 1-yard loss on a run.

►**Vs. Chicago (Sept. 28):** Started and played 46 of 65 snaps, recording three tackles (one solo) a QB pressure and a QB hit.

►**At Dallas (Oct. 8):** Started and appeared on 51 plays, finishing with four tackles (two solo).

►**At Minnesota (Oct. 15):** Started and played 55 snaps, registering a career-high 10 tackles (five solo), a tackle for a loss, a forced fumble, a QB pressure and a QB hit...Early in the second quarter, fought off a double-team from C Pat Elfein and G Jeremiah Sirles as he went low to punch the ball out from RB Jerick McKinnon, the first forced fumble of his career... The fumble was scooped up by LB Clay Matthews at the Green Bay 19 and returned down the sideline 63 yards to the Minnesota 18, helping to set up a TD pass from QB Brett Hundley to WR Davante Adams three plays later... Early in the third quarter, blew by Sirles to get into the backfield and tackle RB Latavius Murray for a 1-yard loss.

►**Vs. New Orleans (Oct. 22):** Started and played a season-high 65 snaps, posting eight tackles (two solo), two QB pressures and two QB hits...Blocked a K Wil Lutz extra point early in the third quarter, the first blocked extra point by the Packers since Sept. 22, 2013 at Cincinnati (DE Datone Jones).

►**Vs. Detroit (Nov. 6):** Started and appeared on 51 plays, finishing with five tackles (two solo)...Helped limit the Lions to just 64 rushing yards on 33 carries (1.9 avg.), just the fourth time since the 1970 AFL-NFL merger that the Packers allowed 65 or fewer rushing yards on 30-plus attempts by an opponent.

►**At Chicago (Nov. 12):** Started and played 37 snaps, recording three tackles (one solo), a QB hit and a QB pressure...Helped limit the Bears to just 55 rushing yards on 17 attempts (3.2 avg.).

►**Vs. Baltimore (Nov. 19):** Started and played 37 snaps, posting three tackles (two solo), two QB pressures and a QB hit...Sustained an ankle injury early in the fourth quarter and did not return...Part of a run defense that limited Baltimore to just 58 yards rushing on 26 carries (2.2 avg.).

►**At Pittsburgh (Nov. 26):** Inactive (ankle), his first game missed due to injury in his career.

►**Vs. Tampa Bay (Dec. 3):** Started and played 38 snaps, posting seven tackles (three solo), a career-high 1.5 sacks, a forced fumble, two QB pressures and one QB hit...Posted his first career sack late in the second quarter, forcing a fumble by QB Jameis Winston that was caught by DE Dean Lowry at the Green Bay 38 and returned 62 yards for a TD...Late in the fourth quarter, chased down Winston and wrapped him up low for a shared 3-yard sack with LB Clay Matthews.

►**At Cleveland (Dec. 10):** Started and appeared on 39 plays, recording four tackles (three solo).

►**At Carolina (Dec. 17):** Started and played 55 snaps, tying for the team lead with eight tackles (two solo) and adding a sack...With just under six minutes remaining in the third quarter, fought off a block from C Ryan Kalil to get to QB Cam Newton for a 6-yard sack on third down to force a Carolina punt.

89 Michael Clark, WR, Rookie, Marshall

- Was originally signed by the Packers as an undrafted free agent on May 5.
- Started all 12 games in his one season at Marshall, posting 37 receptions for a team-high 632 yards (17.1 avg.) and five TDs (tied for the team lead).
- Played basketball for one season (2014-15) at St. Francis (Pa.).

2017 SEASON: Has been inactive for three games...Was signed to the active roster from the practice squad on Dec. 1...Spent the first 11 games

of the season on Green Bay's practice squad.

►**Vs. Tampa Bay (Dec. 3):** Inactive (healthy scratch).

►**At Cleveland (Dec. 10):** Inactive (healthy scratch).

►**At Carolina (Dec. 17):** Inactive (healthy scratch).

21 Ha Ha Clinton-Dix, S, 4th Year, Alabama

• Was named to his first career Pro Bowl and earned second-team All-Pro recognition from *The Associated Press* and All-NFC honors from the PFWA in 2016 after leading the team with a career-high five interceptions (tied for No. 5 in the NFL and No. 2 among safeties).

• Has played in all 60 games since entering the NFL in 2014.

• Set a career high with a team-leading 117 tackles (97 solo) in 2015. Also recorded a career-best three sacks, the most by a Green Bay safety in a season since Mark Roman had 3½ in 2004.

• Played in all 16 games in 2014, starting the final 10 (nine at FS, one at SS). It was the most starts by a Green Bay rookie safety since Nick Collins opened all 16 in 2005.

• Ranked No. 2 on the team in tackles with 95 (73 solo) and was named to the PFWA's All-Rookie team.

2017 SEASON: Has started all 14 games and has recorded 80 tackles (65 solo), three interceptions and eight passes defended...Ranks No. 2 on the team in tackles.

►**Vs. Seattle (Sept. 10):** Started at FS and played all 49 snaps, finishing with four tackles (all solo) and a pass defended...Drilled WR Amara Darboh near the pylon to break up a pass from QB Russell Wilson midway through the fourth quarter...Helped limit Wilson to a 69.7 passer rating as he completed just 14 of 27 passes for 158 yards with no TDs.

►**At Atlanta (Sept. 17):** Started at FS and played all 58 snaps, joining S Morgan Burnett as the only players on Green Bay's defense to do so... Posted a team-high six tackles (five solo).

►**Vs. Cincinnati (Sept. 24):** Started at FS and appeared on all 61 snaps, recording three tackles (all solo).

►**Vs. Chicago (Sept. 28):** Started at FS and played 60 of 65 snaps, finishing with eight tackles (all solo), a tackle for a loss and an interception...In the second quarter, posted his first interception of the season when he picked off a QB Mike Glennon pass that sailed over the head of WR Markus Wheaton, making the INT at the Green Bay 37 and returning it 3 yards...On the opening play of the second half, fought off a block from WR Joshua Bellamy to get into the backfield and bring down RB Jordan Howard for a 1-yard loss.

►**At Dallas (Oct. 8):** Started at FS and played all 74 snaps, the lone defensive player to do so, and posted five tackles (four solo).

►**At Minnesota (Oct. 15):** Started at FS and appeared on all 77 plays, the only defensive player to do so, and registered four tackles (all solo) and two passes defended...On Minnesota's opening drive of the second half, broke up a third-down pass over the middle intended for TE Kyle Rudolph, forcing the Vikings to settle for a field goal.

►**Vs. New Orleans (Oct. 22):** Started at FS and appeared on all 76 plays, the lone Green Bay defender to do so, and recorded eight tackles (five solo), including a tackle for a loss, and a pass defended...On the Saints' opening drive, came up to tackle RB Mark Ingram for a 3-yard loss on a swing pass.

►**Vs. Detroit (Nov. 6):** Started at FS and played all 68 snaps, one of four Green Bay players on defense to do so...Finished with four tackles (three solo).

►**At Chicago (Nov. 12):** Started at FS and played all 60 snaps, posting three tackles (all solo).

►**Vs. Baltimore (Nov. 19):** Started at FS and was one of three defensive players to play all 59 snaps...Registered five tackles (all solo), an interception and two passes defended...Midway through the second quarter, covered RB Danny Woodhead on a wheel route down the left sideline and intercepted the Joe Flacco pass at the Green Bay 2.

►**At Pittsburgh (Nov. 26):** Started at FS and played all 74 snaps, finishing with six tackles (four solo).

►**Vs. Tampa Bay (Dec. 3):** Started at FS and appeared on all 76 snaps, leading the team with 12 tackles (six solo) as he matched his career high... Part of a secondary that limited WRs Mike Evans and DeSean Jackson to a combined four receptions for 57 yards.

►**At Cleveland (Dec. 10):** Started at FS and played all 58 snaps, tying

for the team lead with seven tackles (all solo) and added an interception... Late in the first half, came over to pick off a QB DeShone Kizer pass intended for WR Corey Coleman at the Green Bay 19, returning the pick 2 yards to keep the Packers within one score at halftime (14-7).

►**At Carolina (Dec. 17):** Started at FS and played all 75 snaps, recording five tackles (four solo).

18 Randall Cobb, WR, 7th Year, Kentucky

• Caught 230 passes for 2,726 yards (11.9 avg.) and 22 TDs over the past three seasons (2014-16), one of only seven players in the NFL with 225-plus receptions, 2,500-plus receiving yards and 22-plus TD catches since 2014.

• Ranks No. 9 in franchise history in receptions (424) and No. 13 in receiving yards (5,074) and TD catches (38).

• Started all 16 games in 2014 and posted career highs in catches (91), receiving yards (1,287) and receiving TDs (12) on the way to earning his first career Pro Bowl selection (injury replacement for WR Dez Bryant).

• Set a franchise single-season record with a league-high 2,342 combined net yards in 2012, topping the previous team mark of 2,250 yards by RB Ahman Green in 2003.

• With 954 receiving yards and 964 kickoff return yards in 2012, is the only player in NFL history to post 900-plus yards in each category in the same season.

2017 SEASON: Has started all 13 games he has appeared in and has 58 receptions for 586 yards (10.1 avg.) and three TDs...Also has seven carries for 19 yards (2.7 avg.).

►**Vs. Seattle (Sept. 10):** Started and played 63 snaps, leading the offense with nine receptions for 85 yards (9.4 avg.)...Posted a 29-yard reception in the first quarter on a third-and-2, coming out of the slot and across the field to make the short catch and take it to the Seattle 32.

►**At Atlanta (Sept. 17):** Started and played 54 snaps, departing the game in the fourth quarter due to a shoulder injury...Posted six receptions for 60 yards (10.0 avg.), including an 18-yard grab early in the third quarter when he caught a quick pass in the flat and made CB Brian Poole and LB Deion Jones miss as he picked up extra yardage...Added a 10-yard run on Green Bay's opening series, picking up a third-and-4 on an end-around to keep the TD drive alive.

►**Vs. Cincinnati (Sept. 24):** Inactive (chest).

►**Vs. Chicago (Sept. 28):** Started and played 33 snaps, recording four catches for 44 yards (11.0 avg.) and a TD...Following a Green Bay takeaway in the first quarter that gave the Packers the ball at the Chicago 3, made an outside move on DB Bryce Callahan to create separation as he went inside to catch a 2-yard TD pass from QB Aaron Rodgers...Late in the third quarter, made an out-and-up move and then made a leaping 26-yard reception down the sideline over Bears CB Kyle Fuller to the Chicago 12, setting up an 8-yard TD reception by WR Jordy Nelson three plays later.

►**At Dallas (Oct. 8):** Started and played 47 of 60 snaps, finishing with four receptions for 29 yards (7.3 avg.).

►**At Minnesota (Oct. 15):** Started and played 53 snaps, posting three catches for 28 yards (9.3 avg.).

►**Vs. New Orleans (Oct. 22):** Started and appeared on 37 plays, recording two receptions for 15 yards (7.5 avg.).

►**Vs. Detroit (Nov. 6):** Started and played 49 snaps, leading the team with 58 yards receiving on five catches (11.6 avg.)...Posted a season-long 46-yard reception early in the fourth quarter, his longest catch of the season...Came out of the slot to make a catch over the middle and take it down the left sideline to the Detroit 21...Has registered at least one reception of 45-plus yards each of the past five seasons (2013-17), the lone Packer to do so over that span.

►**At Chicago (Nov. 12):** Started and played 37 snaps, finishing with three receptions for 52 yards (17.3 avg.)...Had a 38-yard catch over the middle on the opening drive of the game, the 400th reception of his career...Caught a quick pass from QB Brett Hundley on a slant, making CB Kyle Fuller miss near the 20-yard line, and then took it for 38 yards to the Chicago 49...Also carried the ball four times for 8 yards (2.0 avg.), with three of the attempts coming on direct snaps.

►**Vs. Baltimore (Nov. 19):** Started and appeared on 48 snaps, posting three receptions for 34 yards (11.3 avg.) and one carry for no gain...Late in the fourth quarter, came out of the slot to make an 18-yard catch over

the middle.

►**At Pittsburgh (Nov. 26):** Started and played 38 snaps, hauling in four passes for 58 yards (14.5 avg.) and a TD...With just under five minutes remaining in the first quarter, came out of the slot and made an out-and-up move down the left sideline as he found himself wide open to make the catch at the Pittsburgh 15 and take it the rest of the way for the 39-yard TD.

►**Vs. Tampa Bay (Dec. 3):** Started and appeared on 41 plays, but did not have any receptions.

►**At Cleveland (Dec. 10):** Started and played 57 snaps, hauling in a season-high eight catches for 39 yards (4.9 avg.).

►**At Carolina (Dec. 17):** Played 68 of 70 snaps, leading the team with seven receptions for 84 yards (12.0 avg.) and a TD...In the first quarter, made a 23-yard catch over the middle, utilizing an out-and-up move to free himself from LB Luke Kuechly to make the reception to the Carolina 40... Late in the first half, came across the field from out of the slot to catch a pass from a scrambling Rodgers at the Carolina 23, taking it down the sideline and then weaving his way through S Kurt Coleman and CB James Bradberry for the 33-yard TD.

2 Mason Crosby, K, 11th Year, Colorado

• With 1,342 career points, ranks No. 1 on the all-time franchise scoring list, having surpassed K Ryan Longwell (1,054) in 2015 in Week 2.

• Has registered a franchise-record 10 straight 100-point seasons, one of only three players in NFL history to register 100-plus points in 10 or more consecutive seasons (Jason Elam, 16, 1993-2008; Adam Vinatieri, 13, 1996-2008).

• Ranks No. 2 in NFL history for the most points by a player in his first 10 seasons (1,267, 2007-16), trailing only Patriots K Stephen Gostkowski (1,330, 2006-2015).

• Is the all-time franchise leader in field goals (276), 50-yard field goals (29) and extra points (514).

• Has kicked the seven longest field goals in franchise history (58-yarder in 2011, two 57-yarders in 2013, 56-yarders in 2010, 2011 and 2015, 55-yarder in 2014).

• Has not missed a game in his career, playing in 173 straight contests in the regular season, the third-longest streak in franchise history.

• Set a franchise record with 23 consecutive field goals made (2010-11), topping Chris Jacke's mark of 17 straight in 1993.

2017 SEASON: Has made 14 of 18 field-goal attempts (77.8 percent) and 33 of 35 extra points (94.3 percent)...Has posted 36 touchbacks on 63 kickoffs (57.6 percent) and has added one tackle on special teams.

►**Vs. Seattle (Sept. 10):** Connected on his lone FG attempt of the day, a 40-yarder midway through the fourth quarter that gave the Packers a two-score lead (17-6).

►**At Atlanta (Sept. 17):** Drilled a 28-yard FG in the third quarter and made both of his extra-point attempts...Posted three touchbacks on five kickoffs.

►**Vs. Cincinnati (Sept. 24):** Connected on a game-winning 27-yard FG with 6:22 remaining in overtime, his second game-winning kick in his last six regular-season games (Week 15 at Chicago, 2016)...Also made a 28-yarder early in the fourth quarter and posted a season-high five touchbacks on kickoffs.

►**Vs. Chicago (Sept. 28):** Did not have any FG attempts, but made all five of his extra points and posted four touchbacks on six kickoffs.

►**At Dallas (Oct. 8):** Made his lone FG attempt of the game, a 22-yarder early in the second half, and recorded a season-high six touchbacks on seven kickoffs.

►**At Minnesota (Oct. 15):** Made his lone FG attempt of the afternoon, a 26-yarder late in the first half, and his only extra point...Posted two touchbacks on three kickoffs.

►**Vs. New Orleans (Oct. 22):** Connected on a 46-yard FG in the fourth quarter and made both of his extra points...Missed his first FG of the season, a 59-yard attempt at the end of the first half...Posted two touchbacks on four kickoffs.

►**Vs. Detroit (Nov. 6):** Made 1 of 2 field goals, connecting on a 35-yarder as time expired in the first half...Made both of his extra points, giving him 500 for his career...Played in his 168th consecutive regular-season game, moving past LS Rob Davis (167) for the third-longest streak in team history.

► **At Chicago (Nov. 12):** Connected on a season-high three FGs, including a 50-yarder early in the fourth quarter, his 29th career FG of 50-plus yards...Finished with a season-best 11 points on the afternoon.

► **Vs. Baltimore (Nov. 19):** Registered a tackle on special teams, bringing down WR Chris Moore on the opening kickoff of the second half at the Baltimore 41 to prevent a bigger gain.

► **At Pittsburgh (Nov. 26):** Connected on all four extra points and posted three touchbacks on five kickoffs...Missed his lone FG attempt of the evening, a 57-yarder in the third quarter that went wide left.

► **Vs. Tampa Bay (Dec. 3):** Made both of his FG attempts (37, 22 yards) and both extra points...Recorded four touchbacks on five kickoffs.

► **At Cleveland (Dec. 10):** Connected on all three extra points that he attempted and registered three touchbacks on five kickoffs.

► **At Carolina (Dec. 17):** Made his lone FG attempt of the afternoon, a 28-yarder late in the third quarter, and all three of his extra points... Recorded two touchbacks on four kickoffs...With the Packers trailing, 31-24, with less than three minutes remaining, had an onside kick that was recovered by S Marwin Evans at the Green Bay 48...Marked his sixth onside kick that had been recovered by the Packers since 2010, the most in the league over that span.

76 Mike Daniels, DT, 6th Year, Iowa

- Named an alternate for the Pro Bowl for the second consecutive season in 2016. Led the defensive line with four sacks, finished No. 3 on the team with 14 QB hits and was tied for No. 2 on the team in both pressures (14) and tackles for a loss (nine).

- Started every regular season and postseason game for Green Bay from 2014-16. Played the most defensive snaps among Packers defensive linemen in each of the past three seasons (2014-16).

- According to STATS, his 26.0 career sacks rank tied for No. 2 (since 1982) among Green Bay defensive tackles (Cullen Jenkins, 29/Santana Dotson, 26).

- According to STATS, is one of four NFL defensive tackles (Gerald McCoy, Jurrell Casey, Ndamukong Suh) to register four-plus sacks in each of the last five seasons (2013-17).

2017 SEASON: Has started all 12 games he has appeared in and has registered 67 tackles (39 solo), 10 tackles for a loss, four sacks, a forced fumble, 14 QB hits and seven QB pressures...Ranks No. 2 on the defensive line in tackles.

► **Vs. Seattle (Sept. 10):** Started and played 38 snaps, tying for the team lead with a season-best nine tackles (seven solo), three tackles for a loss, 1.5 sacks, a forced fumble, two QB pressures and two QB hits...Midway through the second quarter, tossed aside C Justin Britt on third down to get to QB Russell Wilson as he put a hit on him and hurried his deep throw to WR Tyler Lockett that went incomplete as the Seahawks were forced to punt...Beat G Mark Glowinski on Seattle's opening play of the second half as he teamed with LB Nick Perry to sack Wilson for a 10-yard loss...Two plays later, shed a block from G Luke Joeckel and sacked Wilson again, punching the ball out with his left hand as LB Kyler Fackrell recovered the fumble at the Seattle 6, a turnover that resulted in a RB Ty Montgomery TD run on the next play...Midway through the third quarter, brought down RB Eddie Lacy for a 3-yard loss on a first-down run...On third-and-goal at the Green Bay 3 late in the third quarter, pressured Wilson to force an overthrow in the back of the end zone on a pass intended for TE Jimmy Graham, forcing Seattle to settle for a FG.

► **At Atlanta (Sept. 17):** Started, but sustained a hamstring injury on the opening drive that would sideline him for the remainder of the evening... Was limited to just seven snaps.

► **Vs. Cincinnati (Sept. 24):** Inactive (hip), the first game he had missed in his career due to injury, snapping a streak of 77 consecutive regular-season games played.

► **Vs. Chicago (Sept. 28):** Inactive (hip).

► **At Dallas (Oct. 8):** Returned to the starting lineup, appearing on 51 plays...Led the defensive line with six tackles (three solo).

► **At Minnesota (Oct. 15):** Started and played 53 snaps, posting six tackles (two solo), a tackle for a loss and a team-high four QB hits... Brought down RB Jerick McKinnon for a 1-yard loss on a second-quarter run.

► **Vs. New Orleans (Oct. 22):** Started and appeared on 53 plays,

recording three tackles (all solo), two QB pressures and a QB hit.

► **Vs. Detroit (Nov. 6):** Started and played 52 snaps, posting five tackles (two solo) and a QB hit...Helped limit the Lions to just 64 rushing yards on 33 carries (1.9 avg.), just the fourth time since the 1970 AFL-NFL merger that the Packers allowed 65 or fewer rushing yards on 30-plus attempts by an opponent.

► **At Chicago (Nov. 12):** Started and appeared on 42 plays, finishing with five tackles (all solo), two tackles for a loss, a sack, two QB pressures and two QB hits...On Chicago's opening play, drove back C Hroniss Grasu to get to RB Jordan Howard and bring him down in the backfield for a 1-yard loss...Early in the second quarter, fought off blocks from G Josh Sitton and Grasu to sack QB Mitchell Trubisky for a 6-yard loss...Helped limit the Bears to just 55 rushing yards on 17 carries (3.2 avg.).

► **Vs. Baltimore (Nov. 19):** Started and played 51 of 59 snaps, posting five tackles (one solo)...Part of a run defense that limited the Ravens to just 58 rushing yards on 26 carries (2.2 avg.).

► **At Pittsburgh (Nov. 26):** Started and played 53 of 74 snaps, tying his season high with nine tackles (eight solo)...Early in the fourth quarter, fought off a block from G Ramon Foster to sack QB Ben Roethlisberger for a 10-yard loss.

► **Vs. Tampa Bay (Dec. 3):** Started and played 58 snaps, posting eight tackles (three solo), a half-sack, a QB pressure and three QB hits...Early in the second quarter, fought off blocks from C Evan Smith and G Kevin Pamphile to get to QB Jameis Winston for a shared 8-yard sack with LB Clay Matthews to force a Tampa Bay punt.

► **At Cleveland (Dec. 10):** Started and played 53 snaps, tying for the team lead with seven tackles (four solo) and adding a tackle for a loss and a QB hit...Midway through the second quarter, drove back T Shon Coleman to get to RB Duke Johnson Jr. and bring him down for a 2-yard loss.

► **At Carolina (Dec. 17):** Started and appeared on 46 plays, finishing with four tackles (one solo), including a tackle for a loss...With under five minutes remaining in the game, quickly got into the backfield to bring down QB Cam Newton for a 6-yard loss on a rushing play.

11 Trevor Davis, WR, 2nd Year, California

- Played in 11 games as a rookie in 2016, seeing time on offense and special teams. Had three catches for 24 yards (8.0 avg.) and a TD, nine punt returns for 115 yards (12.8 avg.), and three kickoff returns for 64 yards (21.3 avg.).

- Caught three passes for 24 yards (8.0 avg.) and a TD and posted a 55-yard punt return last season at Atlanta in Week 8, the longest punt return by a Packer since DB Micah Hyde's 55-yarder for a TD vs. Detroit on Dec. 28, 2014.

2017 SEASON: Has played in all 14 games, serving as the primary returner for both kickoffs and punts...Has returned 19 punts for 214 yards (11.3 avg.) with 17 fair catches and 25 kickoffs for 601 yards (24.0 avg.)... Ranks No. 5 in the NFL in punt-return average and No. 6 in the NFL in kick-off-return average...Has added four tackles on special teams...Also has two receptions for 14 yards (7.0 avg.) and two carries for 13 yards (6.5 avg.)

► **Vs. Seattle (Sept. 10):** Returned two punts for 0 yards with one fair catch and also saw limited action (six snaps) on offense.

► **At Atlanta (Sept. 17):** Posted a 9-yard catch and had three fair catches as the punt returner.

► **Vs. Cincinnati (Sept. 24):** Returned five punts for 70 yards (14.0 avg.), including a 33-yard return in the first quarter out to the Green Bay 40.

► **Vs. Chicago (Sept. 28):** Had a 5-yard punt return and two fair catches.

► **At Dallas (Oct. 8):** Appeared on one play as the punt returner, but the punt was downed by the Cowboys.

► **At Minnesota (Oct. 15):** Had an 8-yard punt return and returned two kickoffs for 55 yards (27.5 avg.)...Posted a tackle on special teams, bringing down WR Stefon Coley at the Minnesota 16 for just a 19-yard kickoff return in the second quarter.

► **Vs. New Orleans (Oct. 22):** Returned two kickoffs for 52 yards (26.0 avg.).

► **Vs. Detroit (Nov. 6):** Had a career-high seven kickoff returns for 140 yards (20.0 avg.), the most kickoff returns by a Packer since WR Jordy Nelson had seven vs. Detroit on Oct. 3, 2010...Added a 9-yard run, a 5-yard

catch and a tackle on special teams.

► **At Chicago (Nov. 12):** Returned four punts for 42 yards (10.5 avg.) and added two kickoff returns for 51 yards (25.5 avg.), including a season-long 34-yarder out to the Chicago 46 on the opening kickoff of the second half.

► **Vs. Baltimore (Nov. 19):** Posted a 9-yard punt return and returned two kickoffs for 48 yards (24.0 avg.).

► **At Pittsburgh (Nov. 26):** Returned three kickoffs for 59 yards (19.7 avg.) and registered a tackle on special teams.

► **Vs. Tampa Bay (Dec. 3):** Posted a career-high (min. three returns) 30.3-yard average on four kickoff returns, the top mark by a Packer since WR Ty Montgomery's 35.3-yard average on three returns vs. Chicago on Sept. 13, 2015.

► **At Cleveland (Dec. 10):** Returned two punts for 63 yards (31.5 avg.), highlighted by a career-long 65-yard return late in the fourth quarter that set up the game-tying score...With the Packers trailing, 21-14, fielded Britton Colquitt's punt at the Green Bay 10-yard line, initially taking it to the right before cutting it back to the left to avoid a host of defenders as he took it down the sideline for 65 yards to the Cleveland 25 with 2:37 remaining...Also returned three kickoffs for 75 yards (25.0 avg.) and added a tackle on special teams...Earned NFC Special Teams Player of the Week honors for his performance.

► **At Carolina (Dec. 17):** Had two punt returns for 15 yards (7.5 avg.).

91 Quinton Dial, DT, 5th Year, Alabama

• Played in 46 games with 32 starts over four seasons with the San Francisco 49ers (2013-16), recording 175 tackles (108 solo), 4.5 sacks and four passes defended.

• After appearing mostly in a reserve role in his first two seasons in the league, started 26 of 29 games played in 2015-16.

2017 SEASON: Has played in 11 games with two starts and has posted 29 tackles (14 solo), including a tackle for a loss, two QB pressures and a pass defended.

► **Vs. Seattle (Sept. 10):** Inactive (healthy scratch).

► **At Atlanta (Sept. 17):** Made his Green Bay debut, appearing on 33 snaps and posting three tackles (all solo) and a QB pressure...Saw increased time with DT Mike Daniels (hamstring) exiting the game on the first series...Early in the second quarter, shed a block from G Wes Schweitzer on his way to bringing down RB Tevin Coleman for a 2-yard loss.

► **Vs. Cincinnati (Sept. 24):** Appeared on 18 plays on defense and posted three tackles (one solo)...Also saw 10 snaps on special teams.

► **Vs. Chicago (Sept. 28):** Made his first start in a Green Bay uniform, opening at DT in place of Daniels (hip), and played 33 snaps...Registered a season-high five tackles (four solo) and a pass defended, getting a hand on a QB Mike Glennon pass early in the third quarter.

► **At Dallas (Oct. 8):** Played 27 snaps on defense and recorded an assisted tackle.

► **At Minnesota (Oct. 15):** Appeared on 21 plays on defense and posted three tackles (all assisted) and a QB pressure.

► **Vs. New Orleans (Oct. 22):** Played 31 snaps on defense and registered three tackles (two solo).

► **Vs. Detroit (Nov. 6):** Inactive (chest).

► **At Chicago (Nov. 12):** Inactive (chest).

► **Vs. Baltimore (Nov. 19):** Played 24 snaps and recorded four tackles (two solo)...Part of a run defense that limited the Ravens to just 58 rushing yards on 26 carries (2.2 avg.).

► **At Pittsburgh (Nov. 26):** Started in place of an injured Kenny Clark (ankle), appearing on 34 snaps and posting four tackles (one solo).

► **Vs. Tampa Bay (Dec. 3):** Appeared on 26 plays and registered three tackles (one solo).

► **At Cleveland (Dec. 10):** Played eight snaps on defense and six on special teams.

► **At Carolina (Dec. 17):** Appeared on 17 plays on defense and nine on special teams.

73 Jahri Evans, G, 12th Year, Bloomsburg

• Has been selected to six Pro Bowls (2009-14) and has been named first-team All-Pro by *The Associated Press* four times (2009-12) during his career. Is tied with Ravens G Marshal Yanda for the most Pro Bowl appearances by an NFL guard since '09.

• Has started all 182 games he has played in since entering the league in 2006, the most games played by an active NFL offensive lineman over that span.

• Helped the Saints finish in the top six in the league in total offense in all 11 of his seasons in New Orleans (2006-16), including six No. 1 rankings (2006, 2008-09, 2011, 2014, 2016).

• Has started all 16 contests in nine of his 11 seasons in the league, missing just seven career games due to injury.

2017 SEASON: Has started all 14 games at RG...Has helped the offense rank No. 3 in red-zone scoring (64.1 percent), tied for No. 7 in rushing TDs (13) and tied for No. 5 in 10-play drives (28)...Part of an offense that has posted four 160-yard rushing games, tied for No. 6 in the NFL.

► **Vs. Seattle (Sept. 10):** Started at RG and played all 82 snaps, helping the offense rack up 26 first downs, the top mark by the Packers in a season opener since 2002 (29 vs. Atlanta), and a 39:13 time of possession, the best mark by Green Bay since Week 7 last season vs. Chicago (39:36)...Helped protect QB Aaron Rodgers as he threw for 311 yards and a TD on 28-of-42 passing.

► **At Atlanta (Sept. 17):** Started at RG and played all 76 snaps, helping to protect Rodgers as he threw for 343 yards and two TDs on 33-of-50 passing.

► **Vs. Cincinnati (Sept. 24):** Started at RG and played all 70 snaps, helping to block for Rodgers as he posted his franchise-record fifth consecutive 300-yard passing game with 313 yards and three TDs with one INT on 28-of-42 passing for a 102.6 passer rating.

► **Vs. Chicago (Sept. 28):** Started at RG and played all 55 snaps, helping to block for Rodgers as he threw a season-high four TD passes on 18-of-26 passing for 179 yards.

► **At Dallas (Oct. 8):** Started at RG and played all 60 snaps, helping the offense rack up a season-high 160 rushing yards on 25 carries (6.4 avg.), highlighted by a 125-yard effort from rookie RB Aaron Jones on 19 attempts (6.6 avg.)...It marked just the second time in the past 14 seasons (Week 15 at Chicago in 2016) that the Packers rushed for 160-plus yards on 25 or fewer carries...Also helped protect Rodgers as he threw three TD passes, his third straight game with three-plus TD passes.

► **At Minnesota (Oct. 15):** Started at RG and played all 66 snaps, one of only two offensive linemen to appear on every play (C Corey Linsley).

► **Vs. New Orleans (Oct. 22):** Started at RG and played all 55 snaps, helping the offense register a season-high 181 rushing yards and a season-best two rushing TDs on 24 carries (7.5 avg.), highlighted by Jones' season-best 131 yards and a TD on 17 attempts (7.7 avg.).

► **Vs. Detroit (Nov. 6):** Started at RG and played all 59 snaps, helping to protect QB Brett Hundley as he completed 26 of 38 passes for 245 yards.

► **At Chicago (Nov. 12):** Started at RG and played all 66 snaps, helping the offense rush for 160 yards on 37 carries (4.3 avg.), the most rushing yards allowed by the Bears on the season...Blocked for Hundley as he completed 18 of 25 passes for 212 yards and a TD for a 110.8 passer rating.

► **Vs. Baltimore (Nov. 19):** Started at RG and played all 67 snaps.

► **At Pittsburgh (Nov. 26):** Started at RG and played all 55 snaps, helping to protect Hundley as he posted a career-high 134.3 passer rating by connecting on 17 of 26 passes for 245 yards and three TDs with no INTs.

► **Vs. Tampa Bay (Dec. 3):** Started at RG and played all 55 snaps, helping the offense register a season-high 199 rushing yards and two TDs on 29 carries (6.9 avg.)...Blocked for rookie RB Jamaal Williams, who registered a career-high 113 yards and a TD on the ground on 21 attempts (5.4 avg.)...Also helped Hundley rush for a career-high 66 yards, the first time in franchise history (since 1933) that the Packers had a 100-yard rusher and a QB rush for 65-plus yards in the same game...Helped clear holes for the Packers to rush for 128 yards on 16 attempts (8.0 avg.) on first down.

► **At Cleveland (Dec. 10):** Started at RG and played all 76 snaps, helping to protect Hundley as he was only sacked once on the afternoon and completed a career-high 35 of 46 passes (76.1 percent) for 265 yards and three TDs with no INTs for a 111.2 rating...Part of an offense that converted 8 of

10 third downs in the second half/overtime.

► **At Carolina (Dec. 17):** Started at RG and played all 70 snaps, helping to block for Rodgers as he threw for 290 yards and three TDs with three INTs on 26-of-45 passing...Helped the Packers rush for 120 yards on 19 attempts (6.3 avg.), the team's first game with 120-plus rushing yards on fewer than 20 attempts since Oct. 18, 2015, vs. San Diego (17-133).

25 Marwin Evans, S, 2nd Year, Utah State

- One of five rookie free agents to make Green Bay's Week 1 roster in 2016.
- Joined S Kentrell Brice as the only 2016 rookie free agents to play in all 16 regular-season games and three postseason contests for the Packers.
- Saw time primarily on special teams as a rookie and was tied for No. 2 on the team with nine tackles during the regular season.

2017 SEASON: Has played in all 14 games with one start, seeing time on defense and special teams...Has posted 13 tackles on defense (12 solo) and leads the team with 11 tackles on special teams.

► **Vs. Seattle (Sept. 10):** Played 19 snaps on special teams and recorded a tackle.

► **At Atlanta (Sept. 17):** Appeared on 19 plays on special teams, posting a tackle.

► **Vs. Cincinnati (Sept. 24):** Started his first career game, opening at SS with S Morgan Burnett starting as the slot corner...Registered a career-high five tackles (all solo) on defense and added a tackle on special teams.

► **Vs. Chicago (Sept. 28):** Appeared on eight plays on defense and 18 on special teams...Posted a tackle on special teams for the fourth straight game.

► **At Dallas (Oct. 8):** Played 17 snaps on special teams and three on defense.

► **At Minnesota (Oct. 15):** Appeared on 15 plays on defense and 19 on special teams...Registered a solo tackle on defense.

► **Vs. New Orleans (Oct. 22):** Played 13 snaps on defense and 16 on special teams...Posted two tackles (one solo) on defense and added a tackle on special teams.

► **Vs. Detroit (Nov. 6):** Appeared on 10 plays on defense and registered two tackles (both solo)...Added a tackle on special teams.

► **At Chicago (Nov. 12):** Played 21 snaps on defense and 23 on special teams...Early in the second quarter, forced a fumble by RB Benny Cunningham at the Green Bay 2-yard line that went out of bounds in the end zone to give the Packers the ball at their own 20...Added a solo tackle and a pass defended and led the team with a career-high three tackles on special teams.

► **Vs. Baltimore (Nov. 19):** Appeared on 15 plays on defense and 23 on special teams...Registered two tackles on defense (both solo) and a tackle on special teams.

► **At Pittsburgh (Nov. 26):** Played 23 snaps on special teams and one on defense.

► **Vs. Tampa Bay (Dec. 3):** Appeared on 23 plays on special teams, tied for the most on the team.

► **At Cleveland (Dec. 10):** Played 21 snaps on special teams and registered a tackle.

► **At Carolina (Dec. 17):** Played 22 snaps on special teams and four on defense...With the Packers trailing, 31-24, with less than three minutes remaining in the game, recovered K Mason Crosby's onside kick at the Green Bay 48 to give the Packers the ball back.

51 Kyler Fackrell, LB, 2nd Year, Utah State

- Played in 13 games as a rookie, seeing time on defense and special teams. Was tied for No. 2 on the team with nine tackles on special teams.
- Recorded nine tackles (all solo), two sacks, a forced fumble, six QB pressures, a QB hit and a pass defended in the 2016 regular season.
- Posted sacks in back-to-back games in 2016, vs. Detroit and vs. the N.Y. Giants.

2017 SEASON: Has played in all 14 games with one start, seeing time on defense and special teams...Has posted 27 tackles (18 solo), four tackles for a loss, two sacks, a fumble recovery, seven QB hits and 15 QB pressures (No. 2 on the team)...Has added three tackles on special teams.

► **Vs. Seattle (Sept. 10):** Played 12 snaps on defense and 21 on special teams...Registered a QB pressure, a QB hit and the first fumble recovery of

his career...On third down on Seattle's opening series of the second half, fought off a block from G Mark Glowinski to recover a QB Russell Wilson fumble after DT Mike Daniels stripped Wilson on the sack...The recovery at the Seattle 6 set up RB Ty Montgomery's TD run on the next play, giving the Packers a 7-3 lead they would never relinquish.

► **At Atlanta (Sept. 17):** Played a team-high 28 snaps on special teams and 19 on defense...Registered an assisted tackle, a QB hit and a pressure.

► **Vs. Cincinnati (Sept. 24):** Appeared on 41 plays on defense and posted two assisted tackles, a team-high five QB pressures and two QB hits...Also played a team-high 29 snaps on special teams.

► **Vs. Chicago (Sept. 28):** Played 24 snaps on defense and registered a solo tackle.

► **At Dallas (Oct. 8):** Appeared on 25 plays on defense and 22 on special teams...Posted a QB pressure.

► **At Minnesota (Oct. 15):** Played 31 snaps on defense and a team-high 24 on special teams...Early in the fourth quarter, fought off a block from T Mike Remmers to tackle RB Jerick McKinnon for a 2-yard loss...Added a QB pressure.

► **Vs. New Orleans (Oct. 22):** Posted three tackles (two solo) on 26 snaps of action on defense...Also appeared on a team-high 21 plays on special teams.

► **Vs. Detroit (Nov. 6):** Played 27 snaps on defense and a team-high 18 on special teams...Registered two tackles (both solo), a QB pressure and a QB hit...Late in the fourth quarter, deflected a QB Matthew Stafford pass at the line, one that was caught by T Brian Mihalik before he was brought down by LB Chris Odom for a 4-yard loss.

► **At Chicago (Nov. 12):** Appeared on 18 plays on defense and 20 on special teams...Registered two tackles (one solo) and a QB pressure on defense and a season-high two tackles on special teams.

► **Vs. Baltimore (Nov. 19):** Played 34 snaps on defense and 23 on special teams...Recorded a career-high seven tackles (five solo) on defense, including a sack and two additional tackles for a loss...Early in the second quarter, stopped RB Danny Woodhead for just a 1-yard gain on a screen pass on third-and-16 to force a Baltimore punt...Later in the second quarter, beat RT Austin Howard with an inside move and sacked QB Joe Flacco for an 8-yard loss...Brought down RB Alex Collins for a 3-yard loss on a fourth-quarter run.

► **At Pittsburgh (Nov. 26):** Made his first career start, opening up at ROLB in place of an injured Clay Matthews (groin), and registered two tackles (both solo) and three QB pressures...Early in the second quarter, tackled QB Ben Roethlisberger for just a 3-yard gain on a scramble up the middle on third-and-5 to force a Pittsburgh punt.

► **Vs. Tampa Bay (Dec. 3):** Played 31 snaps on defense and recorded three tackles (two solo), a QB pressure and two QB hits...Also appeared on 23 plays on special teams, tied for the most on the team.

► **At Cleveland (Dec. 10):** Appeared on 30 plays on defense and 20 on special teams...Late in the first quarter, fought off a block from G Joel Bitonio to bring down QB DeShone Kizer for a zero-yard sack on third down as the Packers forced a Cleveland punt...Finished with three tackles (two solo) on defense and a tackle on special teams.

► **At Carolina (Dec. 17):** Played 22 snaps on defense and 22 on special teams.

61 Brett Goode, LS, 10th Year, Arkansas

- Has appeared in 150 regular-season games and 14 playoff contests since joining the club in 2008, having recorded 12 coverage tackles and a fumble recovery in his nine seasons, including a career-best five tackles in 2010.
- Has snapped for all seven of the longest field goals in franchise history (all by K Mason Crosby).

2017 SEASON: Has played in seven games, handling snapping duties for all punts and placements in Weeks 1-3 and Weeks 11-14...Was placed on injured reserve (hamstring) on Sept. 25 and then was released by the Packers from IR the next day...Re-signed with the team on Nov. 14.

► **Vs. Seattle (Sept. 10):** Snapped for Crosby's one FG and two extra points and P Justin Vogel's five punts.

► **At Atlanta (Sept. 17):** Snapped for Crosby's one FG and two extra points and Vogel's three punts.

► **Vs. Cincinnati (Sept. 24):** Snapped for Crosby's two field goals,

including his 27-yard game-winning kick in OT, and Vogel's five punts (44.2-yard net average).

►**Vs. Baltimore (Nov. 19):** Snapped for Vogel's five punts.

►**At Pittsburgh (Nov. 26):** Handled snapping duties for all punts and placements.

►**Vs. Tampa Bay (Dec. 3):** Snapped for Crosby's two field goals and two extra points and Vogel's four punts.

►**At Cleveland (Dec. 10):** Snapped for Crosby's three extra points and Vogel's four punts.

►**At Carolina (Dec. 17):** Snapped for all punts and placements.

39 Demetri Goodson, CB, 4th Year, Baylor

• Saw action in six games with a career-high three starts in 2016, posting a career-best 14 tackles (11 solo) and two passes defended. Missed the final five regular-season games and all three postseason contests after being placed on injured reserve on Dec. 3 (knee).

• Registered nine tackles on special teams in 2015, tied for No. 4 on the team.

• Played basketball for three seasons at Gonzaga (2008-11) before transferring to play football at Baylor, where he earned honorable mention All-Big 12 recognition as a senior in 2013.

2017 SEASON: Was activated from reserve/physically unable to perform (knee) on Dec. 6...Was on reserve/PUP for the first 12 games of the season.

►**At Cleveland (Dec. 10):** Inactive (hamstring).

►**At Carolina (Dec. 17):** Inactive (hamstring).

28 Josh Hawkins, CB, 2nd Year, East Carolina

• Was one of four 2016 undrafted free agents to play 10-plus games for the Packers as rookies.

• Saw action in 11 games in 2016, posting a pass defended on defense and four tackles on special teams.

• Appeared in all three postseason games and recorded a tackle on special teams.

2017 SEASON: Has played in 13 games with two starts, seeing action on defense and special teams...Has registered 33 tackles (26 solo), a forced fumble and six passes defended.

►**Vs. Seattle (Sept. 10):** Inactive (healthy scratch).

►**At Atlanta (Sept. 17):** Appeared on four plays on special teams and one on defense.

►**Vs. Cincinnati (Sept. 24):** Played nine snaps on defense and 13 on special teams.

►**Vs. Chicago (Sept. 28):** Appeared on a career-high 40 plays on defense, recording seven tackles (five solo) and a career-best three passes defended...Broke up two passes on Chicago's opening drive of the second half, the first one a short pass from QB Mike Glennon to WR Markus Wheaton and the second a pass down the seam to WR Deonte Thompson on third down that forced the Bears to settle for a FG attempt that missed wide right by K Connor Barth...His third PD of the night came midway through the fourth quarter when he made a leaping breakup of a pass from Glennon intended for Thompson in the end zone.

►**At Dallas (Oct. 8):** Played 25 snaps on defense and nine on special teams...Got in front of WR Dez Bryant in the third quarter to break up a pass from QB Dak Prescott...Added two solo tackles.

►**At Minnesota (Oct. 15):** Made his first NFL start, opening the game at RCB with starting CBs Davon House (quadricep) and Kevin King (concussion) both sidelined...Led the secondary with a career-high nine tackles (eight solo) and added his first career forced fumble...Forced a fumble by WR Adam Thielen early in the third quarter after a short catch, a fumble that went out of bounds at the Minnesota 35.

►**Vs. New Orleans (Oct. 22):** Appeared on 17 plays on defense and three on special teams.

►**Vs. Detroit (Nov. 6):** Played two snaps on defense and one on special teams...Posted a solo tackle on defense.

►**At Chicago (Nov. 12):** Appeared on four plays on defense and eight on special teams.

►**Vs. Baltimore (Nov. 19):** Played 28 snaps on defense and 13 on special teams.

►**At Pittsburgh (Nov. 26):** Appeared on 36 plays on defense, recording

four tackles (three solo), and 11 plays on special teams.

►**Vs. Tampa Bay (Dec. 3):** Played 14 snaps on defense and 10 on special teams...Led the team with two passes defended and added three tackles (all solo)...Early in the second quarter, broke up a QB Jameis Winston pass intended for WR Mike Evans, nearly intercepting the third-down pass to force a Tampa Bay punt...Early in the fourth quarter, got a hand in to break up Winston's pass intended for WR Chris Godwin in the end zone on second-and-goal from the 3.

►**At Cleveland (Dec. 10):** Appeared on 11 plays on defense and seven on special teams...Registered two solo tackles on defense.

►**At Carolina (Dec. 17):** Started at RCB and played 59 snaps, posting five tackles (two solo).

31 Davon House, CB, 7th Year, New Mexico State

• Spent the 2015-16 seasons with the Jacksonville Jaguars, starting 19 of 32 games played. In his first season in Jacksonville, set a franchise single-season record with 23 passes defended, ranking No. 3 in the NFL.

• In 2015, set career highs in starts (15), tackles (60), solo tackles (49), passes defended (23) and interceptions (four).

• Despite missing three regular-season games with a shoulder injury in 2014, his 11 passes defended tied for No. 4 on the Packers.

• After seeing action in two games as a rookie (2011), appeared in 25 games for Green Bay between 2012-13, starting five games in each season.

2017 SEASON: Has started all 10 games he has appeared in (eight at LCB, two at RCB) and has registered 47 tackles (40 solo), three tackles for a loss, a sack, an interception and seven passes defended.

►**Vs. Seattle (Sept. 10):** Started at LCB and played all 49 snaps, finishing with two tackles (one solo) and a tackle for a loss...On Seattle's first possession, fought off a block from TE Jimmy Graham to come up and tackle WR Doug Baldwin for a 3-yard loss on a lateral...Helped limit QB Russell Wilson to a 69.7 passer rating as he completed just 14 of 27 passes for 158 yards with no TDs.

►**At Atlanta (Sept. 17):** Started at LCB and played 49 of 58 snaps, departing the game in the fourth quarter due to a quadricep injury...Posted three tackles (all solo).

►**Vs. Cincinnati (Sept. 24):** Inactive (quadricep).

►**Vs. Chicago (Sept. 28):** Inactive (quadricep).

►**At Dallas (Oct. 8):** Started at LCB and appeared on 58 of 74 plays, finishing with four tackles (two solo) and a pass defended.

►**At Minnesota (Oct. 15):** Inactive (quadricep).

►**Vs. New Orleans (Oct. 22):** Started at LCB, appearing on 67 of 76 plays, and posted eight tackles (seven solo), an interception and a season-best two passes defended...Late in the first quarter, covered WR Michael Thomas down the sideline and picked off QB Drew Brees' pass intended for Thomas at the Green Bay 6...Early in the fourth quarter, got his right hand in to break up a Brees pass intended for WR Tommy Lee Lewis on third down to force the Saints to settle for a field goal.

►**Vs. Detroit (Nov. 6):** Started at LCB and played all 68 snaps, one of four Green Bay players on defense to do so...Finished with a career-high nine tackles (all solo), including two tackles for a loss...Late in the fourth quarter, came up to bring down RB Dwayne Washington for a 6-yard loss on a toss to the right.

►**At Chicago (Nov. 12):** Started at RCB and played all 60 snaps, matching his career high with a team-high nine tackles (eight solo)...Posted his first sack since 2013 when he came through untouched on a blitz early in the third quarter to sack QB Mitchell Trubisky for an 8-yard loss on third down and force a Chicago punt...Added a pass defended.

►**Vs. Baltimore (Nov. 19):** Started at LCB and played 58 of 59 snaps, recording three tackles (two solo).

►**At Pittsburgh (Nov. 26):** Started at LCB and played 68 of 74 snaps, finishing with two tackles (both solo) and two passes defended...On Pittsburgh's opening drive, broke up a pass from QB Ben Roethlisberger intended for WR Justin Hunter.

►**Vs. Tampa Bay (Dec. 3):** Started at LCB and appeared on 74 of 76 plays, recording five tackles (four solo) and a pass defended...On the Buccaneers' opening series, broke up a pass over the middle intended for WR Mike Evans...Part of a secondary that limited Evans and WR DeSean Jackson to a combined four receptions for 57 yards.

► **At Cleveland (Dec. 10):** Started at RCB and played 30 snaps, posting two tackles (both solo)...Left the game early in the fourth quarter due to a back injury and did not return.

► **At Carolina (Dec. 17):** Inactive (shoulder).

7 Brett Hundley, QB, 3rd Year, UCLA

• Played in four regular-season games last season, completing 2 of 10 passes for 17 yards, and served as the No. 2 QB for the other 12 contests. Also saw action in one playoff game.

• Served as the No. 3 QB behind Aaron Rodgers and Scott Tolzien as a rookie in 2015 and was inactive for all 16 regular-season games and both playoff contests.

• Ranked No. 2 in the NFL with 630 passing yards in the 2015 preseason, completing 45 of 65 passes (69.2 percent) for seven TDs with one INT for a 129.6 passer rating (No. 3 in the NFL).

2017 SEASON: Has appeared in nine games with seven starts and has completed 161 of 252 passes (63.9 percent) for 1,534 yards and eight TDs with eight INTs for a 78.0 passer rating...Has rushed for 207 yards and two TDs on 28 carries (7.4 avg.), with 10 of the runs going for 10-plus yards and 18 of them (64.3 percent) picking up first downs...Among QBs with 25-plus rushing attempts, ranks No. 2 in the league in yards per carry.

► **Vs. Chicago (Sept. 28):** Saw his first action of the season, taking over for QB Aaron Rodgers with just over six minutes remaining and the Packers holding a 35-14 lead...Played three snaps and completed one pass to TE Lance Kendricks for no gain.

► **At Minnesota (Oct. 15):** Saw the most significant action of his career to that point, coming in for an injured Rodgers (collarbone) on Green Bay's second series...Took 58 of 66 snaps, throwing for 157 yards and a TD with three INTs on 18-of-33 passing (54.5 percent)...Threw his first career TD pass, finding WR Davante Adams for a 14-yard TD on third down early in the second quarter...Stepped up in the pocket to avoid pressure and found a wide-open Adams near the Minnesota 5 before he took it in for the score...Late in the first half, connected with WR Jordy Nelson on a back-shoulder throw for 26 yards on third-and-6 to the Minnesota 8, setting up a Mason Crosby FG...Late in the fourth quarter, avoided pressure as he rolled to his left, finding Adams down the sideline for a 19-yard gain.

► **Vs. New Orleans (Oct. 22):** Made his first NFL start, taking over for an injured Rodgers, and completed 12 of 25 passes (48.0 percent) for 87 yards with an INT for a 39.9 rating...Rushed for 44 yards and a TD on three carries (14.7 avg.)...Midway through the second quarter, scrambled down the left sideline for a 14-yard TD, the first TD run of his career, breaking a tackle attempt by CB Ken Crawley near the pylon...Later in the second quarter, eluded pressure and took off for a 22-yard run down the middle of the field...Posted the highest rushing average by a Green Bay quarterback (min. three att.) since Bart Starr rushed for 48 yards on three carries (16.0 avg.) at Chicago on Oct. 31, 1965.

► **Vs. Detroit (Nov. 6):** Started for the second straight game and threw for 245 yards on 26-of-38 passing (68.4 percent) for an 86.0 rating, all career highs...Completed passes to 10 different receivers on the evening and threw for a career-best 13 first downs...Posted a career-long 46-yard completion early in the fourth quarter, finding WR Randall Cobb over the middle as he took it down the sideline to the Detroit 21...The pass helped set up Hundley's 1-yard TD run four plays later as he became the first QB in team history to register a rushing TD in both of his first two career starts with the Packers...Finished with 22 yards rushing on four attempts (5.5 avg.).

► **At Chicago (Nov. 12):** Posted a career-high 110.8 passer rating as he completed 18 of 25 passes (72.0 percent) for 212 yards and a TD with no INTs...Averaged 8.48 yards per attempt, the best mark of his career (min. 15 att.)...Completed passes to nine different receivers...Registered a perfect 158.3 rating in the fourth quarter as he connected on five of six passes for 89 yards and a TD...On Green Bay's opening drive of the game, found Cobb on a slant for a 38-yard pickup to the Chicago 49...With Green Bay leading 16-13 midway through the fourth quarter, led the offense on an eight-play, 75-yard drive that was capped off with his 19-yard TD pass to Adams...Two plays before the TD pass, scrambled to his left for a 17-yard gain to the Chicago 20 on third-and-2...On the score to Adams, rolled to his right and then found Adams on a back-shoulder throw in the

front of the end zone near the pylon for the TD...After Chicago kicked a FG to make it a one-score game, connected with Adams again, this time on a third-and-10 on a perfectly thrown deep pass down the sideline that Adams hauled in with one hand for a 42-yard gain to the Chicago 23 with just over two minutes remaining in the game.

► **Vs. Baltimore (Nov. 19):** Threw for 239 yards on 21-of-36 passing (58.3 percent) with three INTs for a 43.6 rating...Rushed for 19 yards on three carries (6.3 avg.).

► **At Pittsburgh (Nov. 26):** Registered a career-high 134.3 passer rating, connecting on 17 of 26 passes (65.4 percent) for 245 yards and a career-best three TDs with no INTs...Threw TD passes of 39, 54 and 55 yards to become the first QB in the league to have three TD passes of 35-plus yards in a game this season...Became the first Packer to accomplish that feat since Rodgers did so vs. Chicago on Nov. 9, 2014, and became the first Green Bay QB to have two TD passes of 50-plus yards since Rodgers in that same Chicago game...Posted a career-best four completions of 25-plus yards...Registered a perfect 158.3 passer rating on third down, completing 6 of 7 passes for 120 yards and two TDs...Threw TD passes on the first two drives, finding a wide-open Cobb down the left sideline for a 39-yard TD on the first series and then connecting with RB Jamaal Williams on a screen pass for a 54-yard TD late in the first quarter...Connected with Adams for his third TD pass of the evening on the opening drive of the second half with a 55-yard scoring strike down the right sideline.

► **Vs. Tampa Bay (Dec. 3):** Posted a career-high 66 rushing yards on seven attempts (9.4 avg.), the most by a Green Bay QB since Don Majkowski rushed for 88 yards on eight carries at Detroit on Sept. 30, 1990...Completed 13 of 22 passes for 84 yards with one INT for a 48.3 passer rating...Picked up 14 yards on a read-option run on Green Bay's game-tying drive late in the fourth quarter and posted an 18-yard run in overtime to the Tampa Bay 41 on the game-winning drive...Became just the fifth NFL QB this season to rush for 65-plus yards in a game (Cam Newton, Russell Wilson, Alex Smith, DeShaun Watson).

► **At Cleveland (Dec. 10):** Threw for a career-high 265 yards and matched his career high with three TD passes on 35-of-46 passing for a 111.2 passer rating...Became just the second QB in team history (Rodgers, twice) to register a 110-plus passer rating in three-plus consecutive road starts...His 76.1 completion percentage was a career high and was the best single-game mark in team history among QBs with 35-plus completions...His 35 completions are tied for the third most in a game in franchise annals...Completed 27 of 33 passes (81.8 percent) for 185 yards and two TDs for a 110.2 rating in the second half/OT...On Green Bay's opening series of the game, rolled out to his right to avoid pressure from LB Christian Kirksey and found a wide-open Williams down the sideline for a 30-yard TD...With 17 seconds remaining and the Packers trailing, 21-14, found Adams on a back-shoulder throw for a 1-yard TD to tie the game and send it into overtime...Connected with Adams again on Green Bay's first possession in OT, finding him over the middle before Adams spun away from Cleveland defenders to take it in for a game-winning 25-yard TD...Helped the Packers post back-to-back wins in overtime for the first time in team history...Added 31 rushing yards on seven carries (4.4 avg.), highlighted by a 19-yard run early in the third quarter on a third-and-5.

► **At Carolina (Dec. 17):** Served as the No. 2 QB with Rodgers back in the lineup, but did not see any action.

83 Jeff Janis, WR, 4th Year, Saginaw Valley State

• Played in all 16 games for the second straight season in 2016 and was one of only two players on the team (FB Aaron Ripkowski) to register both a rushing TD and a receiving TD.

• Posted a career-high 11 receptions for a career-best 93 yards (8.5 avg.) and a TD in '16.

• Recorded 20 tackles on special teams over the past two seasons, including a career-high 15 stops in 2015.

• Has registered a 26.3-yard average on 20 career kickoff returns, the fifth-best mark by a Packer with 20-plus returns.

2017 SEASON: Has played in all 14 games, seeing time primarily on special teams...Has returned two kickoffs for 28 yards (14.0 avg.)...Has posted five tackles on special teams (tied for No. 3 on the team).

►**Vs. Seattle (Sept. 10):** Played 19 snaps on special teams and three on offense...Served as the kickoff returner, but did not have any returns... Posted a tackle on special teams.

►**At Atlanta (Sept. 17):** Appeared on 19 plays on special teams and one on offense.

►**Vs. Cincinnati (Sept. 24):** Posted a tackle on special teams.

►**Vs. Chicago (Sept. 28):** Served as the kickoff returner and played one snap on offense.

►**At Dallas (Oct. 8):** Posted his first kickoff return of the season, a 17-yarder in the fourth quarter...Early in the fourth quarter, tackled WR Ryan Switzer for a 1-yard loss at the Dallas 12 on Justin Vogel's 59-yard punt.

►**At Minnesota (Oct. 15):** Had one kickoff return for 11 yards.

►**Vs. New Orleans (Oct. 22):** Appeared on 10 plays on special teams and recorded a tackle.

►**Vs. Detroit (Nov. 6):** Played five snaps on special teams.

►**At Chicago (Nov. 12):** Appeared on one play on offense and 15 on special teams.

►**Vs. Baltimore (Nov. 19):** Played nine snaps on special teams.

►**At Pittsburgh (Nov. 26):** Appeared on 13 plays on special teams.

►**Vs. Tampa Bay (Dec. 3):** Played 14 snaps on special teams and registered a tackle...Also played one snap on offense.

►**At Cleveland (Dec. 10):** Appeared on 14 plays on special teams.

►**At Carolina (Dec. 17):** Played 18 snaps on special teams.

74 Ulrick John, T, 4th Year, Georgia State

• Started three games at RT for the Arizona Cardinals in 2016 before suffering a season-ending shoulder injury. Was on Arizona's practice squad for the first three games this season before signing with Green Bay.

• Entered the league as a seventh-round draft choice (232nd overall) with the Indianapolis Colts in 2014. Was on injured reserve with the Colts as a rookie in 2014 and spent time on their practice squad in 2015 before signing with Miami in November, appearing in two games for the Dolphins that season.

2017 SEASON: Has played in four games...Dressed, but did not play, in three others and was inactive for three contests...Was signed to Green Bay's 53-man roster from Arizona's practice squad on Sept. 26.

►**Vs. Chicago (Sept. 28):** Dressed, but did not play.

►**At Dallas (Oct. 8):** Dressed, but did not see any action.

►**At Minnesota (Oct. 15):** Played the final 32 snaps of the game at RT, taking over for an injured Bryan Bulaga (concussion) after Justin McCray moved over to LT for an injured David Bakhtiari (hamstring) in the fourth quarter.

►**Vs. New Orleans (Oct. 22):** Dressed, but did not play.

►**Vs. Detroit (Nov. 6):** Inactive (healthy scratch).

►**At Chicago (Nov. 12):** Played six snaps on special teams.

►**Vs. Baltimore (Nov. 19):** Dressed, but did not play.

►**At Pittsburgh (Nov. 26):** Appeared on three plays on offense as an extra lineman and played five snaps on special teams.

►**Vs. Tampa Bay (Dec. 3):** Played two snaps on offense as an extra lineman and also appeared on two plays on special teams.

►**At Cleveland (Dec. 10):** Inactive (healthy scratch).

►**At Carolina (Dec. 17):** Inactive (healthy scratch).

33 Aaron Jones, RB, Rookie, Texas-El Paso

• Finished his career at UTEP ranked No. 1 in rushing yards (4,114) and 100-yard rushing games (17), No. 2 in rushing touchdowns (33) and all-purpose yards (4,760), and No. 3 in rushing attempts (658) and points (240).

• Ranked No. 4 in the country with 1,773 rushing yards in 2016, a total that also set the single-season school record at Texas-El Paso, and ranked No. 3 in the nation in rushing yards per game (147.8).

• Averaged 7.7 yards on 229 carries last season, the best mark in the country among players with 150-plus rushing attempts in 2016.

2017 SEASON: Has played in 11 games with four starts...Has posted a team-high 435 rushing yards and four TDs on 78 carries (5.6 avg.)... Among RBs with 75-plus rushing attempts, ranks No. 2 in the NFL in rushing average behind only Saints RB Alvin Kamara (6.6 avg.)...Has registered

two 125-yard rushing games, tied for the most in franchise history by a Green Bay rookie (John Brockington, 1971; Eddie Lacy, 2013)...Is tied for No. 3 in the NFL this season in 125-yard rushing games...Has added nine receptions for 22 yards (2.4 avg.) and a tackle on special teams.

►**Vs. Seattle (Sept. 10):** Inactive (healthy scratch).

►**At Atlanta (Sept. 17):** Made his NFL debut, appearing on eight plays on special teams.

►**Vs. Cincinnati (Sept. 24):** Played 12 snaps on special teams.

►**Vs. Chicago (Sept. 28):** Saw the most significant action of his career with injuries to RBs Ty Montgomery and Jamaal Williams, appearing on 30 plays and rushing for 49 yards and a TD on 13 carries (3.8 avg.)... Following a 58-yard completion from QB Aaron Rodgers to WR Jordy Nelson in the second quarter, took a handoff from Rodgers and scored on a 2-yard run up the middle, his first touchdown in the NFL...Also posted a tackle on special teams.

►**At Dallas (Oct. 8):** With Montgomery (ribs) sidelined, made his first NFL start and rushed for 125 yards and a TD on 19 carries (6.6 avg.)... Became the first Green Bay rookie to record a 100-yard rushing game in his first career start since Samkon Gado (103 yards at Atlanta, Nov. 13, 2005)...Posted a career-high five carries of 10-plus yards and rushed for a career-best seven first downs...Late in the first half, made a diving reception near the sideline for a 9-yard gain to the Dallas 7 before taking it up the middle on the next play for a 7-yard TD run, his second straight game with a TD...Midway through the third quarter, had a career-long 22-yard run, first going left before cutting it back to the right as he took it down the middle of the field...On the Packers' game-winning drive, had a key 15-yard run to the Dallas 32, getting out of bounds to stop the clock with 39 seconds remaining.

►**At Minnesota (Oct. 15):** Led the team with 41 rushing yards on 13 attempts (3.2 avg.) in 43 snaps of action...Added a 1-yard reception.

►**Vs. New Orleans (Oct. 22):** Started for the second time on the season and led the team with a career-high 131 rushing yards and a TD on 17 carries (7.7 avg.), his second 100-yard rushing effort in three games...His 17 carries were the fewest by a Green Bay rookie with 125-plus rushing yards in a game...Posted the longest run by a Packer this season with his 46-yard TD run on the opening drive of the game, the longest rushing TD for Green Bay since RB James Starks' 65-yard TD run vs. San Diego on Oct. 18, 2015...Racked up 70 rushing yards on four attempts (17.5 avg.) on Green Bay's first series, going up the middle untouched on the 46-yard score...Late in the third quarter, bounced a run out to the right and took it down the sideline for a 22-yard pickup.

►**Vs. Detroit (Nov. 6):** Started and played 20 snaps, finishing with 12 yards rushing on five attempts (2.4 avg.) and two receptions for -1 yards.

►**At Chicago (Nov. 12):** Started for the third straight game, but was limited to just three carries for 12 yards (4.0 avg.) before sustaining a knee injury on the opening drive that would sideline him for the remainder of the game.

►**Vs. Baltimore (Nov. 19):** Inactive (knee).

►**At Pittsburgh (Nov. 26):** Inactive (knee).

►**Vs. Tampa Bay (Dec. 3):** Made his return after missing two games due to a knee injury and posted a game-winning 20-yard TD run on the eighth offensive play of overtime, his lone carry of the game...Took the handoff from QB Brett Hundley and initially ran up the middle before bouncing it out to the left and outrunning a host of Tampa Bay defenders for the TD...It marked Green Bay's first walkoff win in OT on a TD run since RB James Hargrove scored from 7 yards out in a 16-10 overtime win vs. Philadelphia on Oct. 18, 1987 (replacement game).

►**At Cleveland (Dec. 10):** Saw limited action on offense, carrying the ball four times for minus-2 yards (-0.5 avg.).

►**At Carolina (Dec. 17):** Led the team with 47 rushing yards on just three carries (15.7 avg.), becoming just the sixth Packer since the 1970 AFL-NFL merger to register 45-plus rushing yards in a game with three or fewer attempts...With just under seven minutes remaining in the second quarter, ripped off a 23-yard run up the middle to the Green Bay 42 on his first carry...Two plays later, took it up the middle again for another big gain, bouncing off LB Luke Kuechly and running past DE Bryan Cox Jr. for a 20-yard gain to the Carolina 38.

27 Josh Jones, S, Rookie, North Carolina State

- Started 32 of 38 games played in three seasons at North Carolina State, finishing each season in the top five on the team in tackles (No. 5 in 2014, No. 3 in 2015 and No. 1 in 2016).

- Named honorable mention All-ACC as a junior after ranking No. 9 in the ACC with a career-best 109 tackles (62 solo). Was the first Wolfpack player since 2013 to eclipse the 100-tackle mark.

- As a redshirt freshman in 2014, recorded a career-best four interceptions that he returned for a career-high 37 yards. Ranked No. 2 in the ACC in interceptions among all players and No. 4 nationally among freshmen.

2017 SEASON: Has played in all 14 games with five starts (three at SS, one at inside LB, one as third safety) and has posted 63 tackles (56 solo), five tackles for a loss, two sacks, three QB pressures, two QB hits, an interception and five passes defended...Also has registered five tackles on special teams (tied for No. 3 on the team).

►**Vs. Seattle (Sept. 10):** Played 21 snaps on special teams, tied with LB Kyler Fackrell for the most on the team, and posted a tackle.

►**At Atlanta (Sept. 17):** Saw the first action of his career on defense, appearing on 29 plays with S Kentrell Brice departing late in the second quarter due to a groin injury...Brought down RB Devonta Freeman for a 1-yard loss on a fourth-quarter run...Also played 25 snaps on special teams and registered a tackle.

►**Vs. Cincinnati (Sept. 24):** Made his first NFL start, opening at inside LB, and posted a career-high 11 tackles (10 solo), three tackles for a loss and two sacks...Became the first rookie defensive back in team history to record two sacks in a game...Midway through the first quarter, came unblocked off the left side to sack QB Andy Dalton for a 6-yard loss on third down to force a Cincinnati punt...In the second quarter, came up from his inside-LB spot to bring down RB Joe Mixon for a 1-yard loss on a run...Late in the third quarter, came off the right side and blew by TE Tyler Kroft to get to Dalton again on third down for an 8-yard sack, forcing the Bengals to settle for a FG attempt by K Randy Bullock that went wide right...On the opening drive of overtime, immediately brought down Kroft after he made a catch in the flat, stopping him for just a 1-yard gain on third-and-6 to force a Cincinnati punt.

►**Vs. Chicago (Sept. 28):** Appeared on 51 of 65 defensive plays and posted five tackles (all solo).

►**At Dallas (Oct. 8):** Played 38 snaps on defense and registered three tackles (all solo).

►**At Minnesota (Oct. 15):** Appeared on 30 plays on defense and 19 on special teams...Posted a solo tackle, two QB pressures, two QB hits and a pass defended...On the final play of the first half, broke up a Hail Mary pass in the end zone thrown by QB Case Keenum.

►**Vs. New Orleans (Oct. 22):** Played 52 snaps on defense, posting four tackles (all solo), and 20 snaps on special teams.

►**Vs. Detroit (Nov. 6):** Started at SS with Morgan Burnett opening the game at inside LB...Played all 68 snaps and registered eight tackles (all solo), including a tackle for a loss...Early in the second quarter, brought down RB Theo Riddick for a 4-yard loss on a run.

►**At Chicago (Nov. 12):** Started at SS in place of an injured Burnett (groin), appearing on all 60 snaps and posting five tackles (all solo) and a QB pressure.

►**Vs. Baltimore (Nov. 19):** Started for Burnett at SS for the third straight game and played all 59 snaps...Led the secondary with eight-tackles (all solo).

►**At Pittsburgh (Nov. 26):** Played 26 snaps on defense and posted four tackles (three solo)...Led the team with a career-high two tackles on special teams.

►**Vs. Tampa Bay (Dec. 3):** Appeared on 60 snaps and registered five tackles (three solo)...Part of a secondary that limited WRs Mike Evans and DeSean Jackson to a combined four receptions for 57 yards.

►**At Cleveland (Dec. 10):** Played 49 of 58 snaps on defense, recording a solo tackle, an interception and a career-high three passes defended...Late in the first half, broke up a deep pass intended for WR Josh Gordon near the goal line...With just under three minutes remaining and the Packers trailing, 21-14, broke up QB DeShone Kizer's pass intended for TE David Njoku on third down, forcing a Cleveland punt that would get the ball

back to Green Bay's offense...On the first possession of overtime, posted his first career interception, leaping to make the catch of a QB DeShone Kizer pass that had sailed high into the air after Kizer's arm was hit by LB Clay Matthews...Added a tackle on special teams.

►**At Carolina (Dec. 17):** Started as the third safety, appearing on 70 of 75 defensive plays, and posted five tackles (three solo).

84 Lance Kendricks, TE, 7th Year, Wisconsin

- Started a career-high 16 games for the Los Angeles Rams in 2016 and posted a career-best 50 receptions for 499 yards (10.0 avg.) and two TDs, becoming just the fifth tight end in franchise history to register 50-plus catches in a season.

- Registered a career-high seven catches in back-to-back games last season (Weeks 7, 9), the first tight end in Rams history to record seven-plus receptions in consecutive games.

- Posted 17 TD catches during his six seasons with the Rams, the second most by a TE in franchise history behind only Damone Johnson (18, 1986-92).

- Has played in 107 of a possible 110 games during his career, appearing in all 16 contests three times and in 15 games each of the other three seasons.

2017 SEASON: Has played in all 14 games with seven starts and has 14 receptions for 167 yards (11.9 avg.) and a TD...Has added three tackles on special teams.

►**Vs. Seattle (Sept. 10):** Appeared on 21 plays and caught two passes for 18 yards (9.0 avg.).

►**At Atlanta (Sept. 17):** Played 13 snaps on offense and seven on special teams.

►**Vs. Cincinnati (Sept. 24):** Got his first start in a Green Bay uniform, opening the game as the Packers started two tight ends...Caught two passes for 52 yards (26.0 avg.) and a TD...On Green Bay's opening drive of the game, drew a 33-yard pass-interference penalty on CB Adam Jones that gave the Packers the ball at Cincinnati's 27...Capped the drive off with a 1-yard TD catch from QB Aaron Rodgers, his first TD as a Packer, freeing himself from DT Ryan Glasgow to make a wide-open catch in the end zone...On Green Bay's opening play of the second half, came back to make a catch from Rodgers at the Green Bay 43, spinning away from a tackle attempt by CB Dre Kirkpatrick and taking it down the middle of the field for a 51-yard gain to the Cincinnati 24, the second-longest catch of his career.

►**Vs. Chicago (Sept. 28):** Appeared on 18 plays and had one catch for no gain...Added a tackle on special teams, bringing down RB Tarik Cohen for a 2-yard loss on a second-quarter punt return.

►**At Dallas (Oct. 8):** Played 18 snaps on offense and had a 24-yard reception...On Green Bay's opening drive, found an opening down the seam to make a 24-yard grab to the Dallas 12, helping to set up Rodgers' 10-yard TD pass to WR Davante Adams two plays later.

►**At Minnesota (Oct. 15):** Appeared on six plays on offense and 12 on special teams...Brought down CB Marcus Sherels for a 5-yard loss at the Minnesota 18 on a second-quarter punt return.

►**Vs. New Orleans (Oct. 22):** Played 14 snaps on offense and 11 on special teams in his 100th career regular-season game...Posted a tackle on special teams.

►**Vs. Detroit (Nov. 6):** Started and played 29 snaps, posting two receptions for 32 yards (16.0 avg.)...Made a 21-yard grab down the middle of the field late in the fourth quarter.

►**At Chicago (Nov. 12):** Started and played 46 snaps, posting a 9-yard reception to convert a third-and-5 in the third quarter...Helped block for an offense that racked up 160 yards rushing on 37 attempts (4.3 avg.).

►**Vs. Baltimore (Nov. 19):** Started and appeared on 38 plays, posting a 5-yard reception.

►**At Pittsburgh (Nov. 26):** Started and played 29 snaps.

►**Vs. Tampa Bay (Dec. 3):** Appeared on 30 plays and had an 11-yard reception.

►**At Cleveland (Dec. 10):** Started and played a season-high 49 snaps, catching two passes for 11 yards (5.5 avg.).

►**At Carolina (Dec. 17):** Started and played 22 snaps, posting a 5-yard reception.

40 Joe Kerridge, FB, 2nd Year, Michigan

- Played in eight games for the Packers as a rookie in 2016 and registered two tackles on special teams. Also played in one postseason contest.
- Spent the first five weeks on Green Bay's practice squad last season before being signed to the active roster on Nov. 5.
- Entered the NFL as an undrafted free agent with the Washington Redskins in May 2016 and had a brief stint on Washington's practice squad early last season.

2017 SEASON: Has played in four games and has one catch for 3 yards...Was signed to the active roster from the practice squad on Nov. 18...Was signed to Green Bay's practice squad on Oct. 30...Was placed on injured reserve by the Packers on Sept. 2 and then released from IR on Sept. 8.

- ▶**Vs. Seattle (Sept. 10):** Appeared on one play on special teams.
- ▶**At Atlanta (Sept. 17):** Inactive due to a hamstring injury he sustained in Week 1 vs. Seattle.
- ▶**Vs. Baltimore (Nov. 19):** Played three snaps on offense late in the first quarter and posted the first reception of his NFL career, a 3-yard catch from QB Brett Hundley.
- ▶**At Pittsburgh (Nov. 26):** Appeared on eight plays on special teams.
- ▶**Vs. Tampa Bay (Dec. 3):** Played seven snaps on special teams.
- ▶**At Cleveland (Dec. 10):** Appeared on eight plays on special teams.
- ▶**At Carolina (Dec. 17):** Was active, but did not see any action.

20 Kevin King, CB, Rookie, Washington

- Started all 14 games at cornerback as a senior in 2016, earning honorable mention All-Pacific-12 recognition as he helped the Huskies to their first conference title since 2000 and their first College Football Playoff berth.
- Led the team with a career-high 15 passes defended in 2016, contributing to a defense that ranked No. 2 in the Pac-12 and No. 22 in the country in passing yards allowed per game (192.6).
- Earned honorable mention All-Pac-12 recognition as a junior in 2015, a season that saw him rank No. 2 on the team with a career-high three interceptions.

2017 SEASON: Appeared in nine games with five starts and registered 31 tackles (23 solo), a tackle for a loss and eight passes defended...Also posted a tackle on special teams...Was placed on injured reserve (shoulder) on Dec. 6.

- ▶**Vs. Seattle (Sept. 10):** Appeared on six plays on defense and six on special teams...Recorded an assisted tackle and a pass defended in his NFL debut.
- ▶**At Atlanta (Sept. 17):** Saw his most significant action as a pro, appearing on 46 of 58 snaps on defense and recording three tackles (two solo) and two passes defended...Late in the first half, broke up a QB Matt Ryan pass over the middle intended for WR Julio Jones...Late in the third quarter, came up to bring down RB Tevin Coleman for no gain on a pass in the flat.
- ▶**Vs. Cincinnati (Sept. 24):** Started his first NFL game and played all 61 snaps, opening at RCB with CB Davon House (quadriplegic) sidelined and CB Damarious Randall starting in House's place at LCB...Registered a career-high seven tackles (six solo).
- ▶**Vs. Chicago (Sept. 28):** Started at RCB and played 61 of 65 snaps, finishing with two tackles (both solo)...Added a tackle on special teams.
- ▶**At Dallas (Oct. 8):** Started at RCB, but was forced to leave the game late in the first quarter after sustaining a concussion...On the Cowboys' opening play, came up to drill RB Ezekiel Elliott for a 4-yard loss on a swing pass...Finished with two tackles (both solo) in his limited action.
- ▶**At Minnesota (Oct. 15):** Inactive (concussion).
- ▶**Vs. New Orleans (Oct. 22):** Started at RCB and played 50 snaps, posting six tackles (two solo).
- ▶**Vs. Detroit (Nov. 6):** Started at RCB and appeared on 63 of 68 plays, posting four tackles (three solo) and a team-best two passes defended...Midway through the fourth quarter, broke up a slant pass from QB Matthew Stafford intended for WR Marvin Jones Jr.
- ▶**At Chicago (Nov. 12):** Played 40 snaps and registered two tackles (both solo) and a team-high two passes defended...Late in the first half, broke up a deep pass down the sideline from QB Mitchell Trubisky to WR Joshua Bellamy.

▶**Vs. Baltimore (Nov. 19):** Inactive (shoulder).

▶**At Pittsburgh (Nov. 26):** Played 39 snaps and registered four tackles (all solo) and a pass defended...Broke up a slant pass to WR Martavis Bryant on Pittsburgh's opening series.

▶**Vs. Tampa Bay (Dec. 3):** Inactive (shoulder).

63 Corey Linsley, C, 4th Year, Ohio State

• Started at center in all 38 contests he has played in during his first three seasons in the NFL (2014-16).

• Part of an offense that averaged 26.8 points per game from 2014-16, No. 2 in the league over that span behind only New England (28.6 ppg).

• Started every game in 2014, becoming the first rookie center to open every game for the Packers since the league went to a 16-game schedule in 1978.

• Was named to the PFWA's All-Rookie team in '14, the first Green Bay center to be honored since its inception in 1974.

2017 SEASON: Has started all 14 games at C...Has helped the offense rank No. 3 in red-zone scoring (64.1 percent), tied for No. 7 in rushing TDs (13) and tied for No. 5 in 10-play drives (28)...Part of an offense that has posted four 160-yard rushing games, tied for No. 6 in the NFL.

▶**Vs. Seattle (Sept. 10):** Started at C and played all 82 snaps, helping the offense rack up 26 first downs, the top mark by the Packers in a season opener since 2002 (29 vs. Atlanta), and a 39:13 time of possession, the best mark by Green Bay since Week 7 last season vs. Chicago (39:36)...Helped protect QB Aaron Rodgers as he threw for 311 yards and a TD on 28-of-42 passing.

▶**At Atlanta (Sept. 17):** Started at C and played all 76 snaps, helping to protect Rodgers as he threw for 343 yards and two TDs on 33-of-50 passing.

▶**Vs. Cincinnati (Sept. 24):** Started at C and played all 70 snaps, helping to block for Rodgers as he posted his franchise-record fifth consecutive 300-yard passing game with 313 yards and three TDs with one INT on 28-of-42 passing for a 102.6 passer rating.

▶**Vs. Chicago (Sept. 28):** Started at C and played all 55 snaps, helping to block for Rodgers as he threw a season-high four TD passes on 18-of-26 passing for 179 yards.

▶**At Dallas (Oct. 8):** Started at C and played all 60 snaps, helping the offense rack up a season-high 160 rushing yards on 25 carries (6.4 avg.), highlighted by a 125-yard effort from rookie RB Aaron Jones on 19 attempts (6.6 avg.)...It marked just the second time in the past 14 seasons (Week 15 at Chicago in 2016) that the Packers rushed for 160-plus yards on 25 or fewer carries...Also helped protect Rodgers as he threw three TD passes, his third straight game with three-plus TD passes.

▶**At Minnesota (Oct. 15):** Started at C and played all 66 snaps, one of only two offensive linemen to appear on every play (G Jahri Evans).

▶**Vs. New Orleans (Oct. 22):** Started at C and played all 55 snaps, helping the offense register a season-high 181 rushing yards and a season-best two rushing TDs on 24 carries (7.5 avg.), highlighted by Jones' season-best 131 yards and a TD on 17 attempts (7.7 avg.).

▶**Vs. Detroit (Nov. 6):** Started at C and played all 59 snaps, helping to protect QB Brett Hundley as he completed 26 of 38 passes for 245 yards.

▶**At Chicago (Nov. 12):** Started at C and played all 66 snaps, helping the offense rush for 160 yards on 37 carries (4.3 avg.), the most rushing yards allowed by the Bears on the season...Blocked for Hundley as he completed 18 of 25 passes for 212 yards and a TD for a 110.8 passer rating.

▶**Vs. Baltimore (Nov. 19):** Started at C and played all 67 snaps.

▶**At Pittsburgh (Nov. 26):** Started at C and played all 55 snaps, helping to protect Hundley as he posted a career-high 134.3 passer rating by connecting on 17 of 26 passes for 245 yards and three TDs with no INTs...Threw a block on LB Ryan Shazier to help spring RB Jamaal Williams for a 54-yard TD catch on a screen pass late in the first quarter.

▶**Vs. Tampa Bay (Dec. 3):** Started at C and played all 55 snaps, helping the offense register a season-high 199 rushing yards and two TDs on 29 carries (6.9 avg.)...Blocked for Williams, who registered a career-high 113 yards and a TD on the ground on 21 attempts (5.4 avg.)...Also helped Hundley rush for a career-high 66 yards, the first time in franchise history (since 1933) that the Packers had a 100-yard rusher and a QB rush for 65-plus yards in the same game...Helped clear holes for the Packers to

rush for 128 yards on 16 attempts (8.0 avg.) on first down.

► **At Cleveland (Dec. 10):** Started at C and played all 76 snaps, helping protect Hundley as he was only sacked once on the afternoon and completed a career-high 35 of 46 passes (76.1 percent) for 265 yards and three TDs with no INTs for a 111.2 rating...Part of an offense that converted 8 of 10 third downs in the second half/overtime.

► **At Carolina (Dec. 17):** Started at C and played all 70 snaps, helping to block for Rodgers as he threw for 290 yards and three TDs with three INTs on 26-of-45 passing...Helped the Packers rush for 120 yards on 19 attempts (6.3 avg.), the team's first game with 120-plus rushing yards on fewer than 20 attempts since Oct. 18, 2015, vs. San Diego (17-133).

94 Dean Lowry, DE, 2nd Year, Northwestern

• Played in 15 games as a rookie and registered 14 tackles (eight solo), two sacks, three tackles for a loss, nine QB pressures and three QB hits.

• Posted sacks in back-to-back games, recording one in Week 13 vs. Houston and one in Week 14 vs. Seattle.

• Appeared in all three postseason contests and posted two tackles (one solo) and a QB pressure.

2017 SEASON: Has played in all 14 games with 11 starts and has registered 30 tackles (17 solo), two sacks, six tackles for a loss, a fumble recovery for a TD, two passes defended, seven QB hits and three QB pressures.

► **Vs. Seattle (Sept. 10):** Started and played 15 snaps on defense.

► **At Atlanta (Sept. 17):** Appeared on 34 plays on defense and posted three tackles (all assisted).

► **Vs. Cincinnati (Sept. 24):** Started and played 37 snaps, posting two tackles (both solo), including a tackle for a loss, and a pass defended...Stopped RB Joe Mixon for a 1-yard loss on a run on Cincinnati's opening drive of the game.

► **Vs. Chicago (Sept. 28):** Started and played a season-high 47 snaps, recording an assisted tackle and a QB hit.

► **At Dallas (Oct. 8):** Started and played 29 snaps, posting two tackles (one solo)...Chased down RB Ezekiel Elliott and tackled him near the sideline for no gain on a third-and-1 in the second quarter.

► **At Minnesota (Oct. 15):** Started and appeared on 34 plays, recording two tackles (one solo), two QB pressures and two QB hits.

► **Vs. New Orleans (Oct. 22):** Started and played 27 snaps on defense, posting a solo tackle and a QB hit...On the first play from scrimmage in the second half, fought off a block from G Josh LeRibeus to bring down RB Mark Ingram for a 2-yard loss on a run to the right.

► **Vs. Detroit (Nov. 6):** Played 29 snaps on defense and registered two tackles (both solo), two tackles for a loss and a half-sack...Early in the second quarter, blew past T Rick Wagner to get into the backfield and bring down RB Ameer Abdullah for a 2-yard loss...Early in the third quarter, bullied over TE Darren Fells to get to QB Matthew Stafford with LB Nick Perry for a shared 8-yard sack.

► **At Chicago (Nov. 12):** Started and played 18 snaps, posting an assisted tackle...Helped limit the Bears to just 55 rushing yards on 17 attempts (3.2 avg.).

► **Vs. Baltimore (Nov. 19):** Started and appeared on 29 plays, posting four tackles (three solo) and a sack...Late in the third quarter, drove back RT Austin Howard to get to QB Joe Flacco for a shared 6-yard sack with LB Ahmad Brooks.

► **At Pittsburgh (Nov. 26):** Started and played 33 snaps, finishing with two assisted tackles.

► **Vs. Tampa Bay (Dec. 3):** Started and played 38 snaps, finishing with four tackles (all solo), a sack, a fumble recovery, a QB pressure and a QB hit...Posted his first career TD, catching a QB Jameis Winston fumble forced by DT Kenny Clark at the Green Bay 38 late in the second quarter, a fumble he returned 62 yards for a TD...It marked the longest fumble-return TD by the Packers since DE Keith McKenzie's 88-yard return for a score at Pittsburgh on Nov. 9, 1998, and was the first by the Packers since CB Casey Hayward's 49-yard TD return vs. Philadelphia on Nov. 16, 2014...Midway through the third quarter, came through untouched to sack Winston for a 14-yard loss on third down and force a Tampa Bay punt...Became just the seventh Green Bay player (since 1982) to register a sack and a defensive TD in the same game...Earned NFC Defensive Player of the Week honors for his performance.

► **At Cleveland (Dec. 10):** Started and appeared on 27 plays, posting four tackles (three solo).

► **At Carolina (Dec. 17):** Appeared on 40 plays and registered three tackles (all assisted) and a pass defended...Late in the first half, got a piece of a QB Cam Newton pass with his left hand to break up the throw intended for TE Greg Olsen over the middle.

50 Blake Martinez, LB, 2nd Year, Stanford

• Played in 13 games with nine starts at ILB as a rookie last season and ranked No. 5 on the team with 62 tackles (46 solo), a sack, four tackles for a loss, two QB hits, two QB pressures, an interception and five passes defended.

• Part of a run defense that ranked No. 8 in the league in rushing yards allowed per game (94.7) and No. 7 in runs of 10-plus yards allowed (37) in 2016.

• Appeared in all three postseason games with one start and recorded five tackles (four solo), including a tackle for a loss, and added a tackle on special teams.

2017 SEASON: Has started all 14 games and has registered a team-high 138 tackles (92 solo), nine tackles for a loss (No. 2 on the team), a sack, a forced fumble, two fumble recoveries, an interception, three QB pressures, three QB hits and nine passes defended...Has added a tackle on special teams.

► **Vs. Seattle (Sept. 10):** Started and played 42 of 47 snaps, finishing with five tackles (three solo), including a tackle for a loss...Stopped RB C.J. Prosise for a 1-yard loss on a run late in the second quarter.

► **At Atlanta (Sept. 17):** Started and played 38 snaps, recording five tackles (all solo), a sack and two tackles for a loss...Late in the third quarter, came through untouched to bring down QB Matt Ryan for an 8-yard sack on third-and-4 to force the Falcons to settle for a FG...Late in the fourth quarter, came off the right side to bring down RB Devonta Freeman for a 1-yard loss on a run.

► **Vs. Cincinnati (Sept. 24):** Started and appeared on 47 of 61 snaps, leading the team with 12 tackles (six solo) and a tackle for a loss...On Cincinnati's opening play of overtime, came up to drill RB Joe Mixon for a 2-yard loss.

► **Vs. Chicago (Sept. 28):** Started and played 45 snaps, recording eight tackles (five solo) and the first fumble recovery of his career...On Chicago's second drive of the game, recovered a fumble by QB Mike Glennon at the Green Bay 24.

► **At Dallas (Oct. 8):** Started and played 70 of 74 snaps, leading the team with 13 tackles (10 solo)...Added two QB pressures, two QB hits and a pass defended...Late in the first quarter, fought off a block from FB Keith Smith to get to QB Dak Prescott and break up his pass intended for RB Ezekiel Elliott.

► **At Minnesota (Oct. 15):** Started and played 76 of 77 snaps, leading the team with 14 tackles (12 solo), including two for a loss, and a career-best three passes defended...Stopped RB Latavius Murray for a 1-yard loss on a first-quarter run...Late in the first quarter, came up to tackle RB Jerick McKinnon after he caught a swing pass on third-and-6, stopping him for no gain at the Green Bay 48 to force a Minnesota punt...With just over four minutes remaining in the second quarter, dropped back into coverage and deflected a QB Case Keenum pass that was intercepted by CB Damarious Randall at the Green Bay 48 and returned 10 yards to help set up a Mason Crosby FG...Early in the third quarter, came up the middle to trip up Murray for a 3-yard loss on a run.

► **Vs. New Orleans (Oct. 22):** Started and appeared on 75 of 76 snaps, pacing the team with 15 tackles (13 solo)...Added a tackle on special teams.

► **Vs. Detroit (Nov. 6):** Started and played all 68 snaps, leading the team in tackles for the fourth straight game with 12 stops (eight solo)...Recorded the first forced fumble of his career, punching the ball out from RB Ameer Abdullah on the first play of the fourth quarter on a run up the middle, a fumble that was recovered by Detroit...Helped limit the Lions to just 64 rushing yards on 33 carries (1.9 avg.), just the fourth time since the 1970 AFL-NFL merger that the Packers allowed 65 or fewer rushing yards on 30-plus attempts by an opponent.

► **At Chicago (Nov. 12):** Started and played all 60 snaps, recording

three tackles (two solo), a tackle for a loss and a pass defended...Broke up a QB Mitchell Trubisky pass intended for RB Tarik Cohen late in the first quarter, nearly making the interception.

►**Vs. Baltimore (Nov. 19):** Started and was one of three defensive players to appear on all 59 snaps...Led the team with nine tackles (four solo), including a stop of RB Alex Collins for a 6-yard loss on a short pass early in the second quarter...Helped limit the Ravens to just 58 rushing yards on 26 carries (2.2 avg.).

►**At Pittsburgh (Nov. 26):** Started and played all 74 snaps, leading the team with a career-best 17 tackles (10 solo) along with a tackle for a loss, an interception, a fumble recovery and two passes defended...Midway through the third quarter, made a sliding interception of a QB Ben Roethlisberger pass that had been deflected at the line by LB Ahmad Brooks, making the INT at the Pittsburgh 48 and returning it 3 yards to the 45...Was involved in another takeaway early in the fourth quarter when he recovered a RB Le'Veon Bell fumble that was forced by S Morgan Burnett at the Green Bay 34...On the next series, tripped up Bell for a 3-yard loss on a run to the right.

►**Vs. Tampa Bay (Dec. 3):** Started and appeared on all 76 snaps, posting 10 tackles (six solo), a pass defended, a QB pressure and a QB hit...Late in the first quarter, broke up a QB Jameis Winston pass intended for TE Cameron Brate near the sideline.

►**At Cleveland (Dec. 10):** Started and played all 58 snaps, tying for the team lead with seven tackles (four solo)...Early in the second quarter, tackled RB Isaiah Crowell for a 1-yard loss on a pass in the flat.

►**At Carolina (Dec. 17):** Started and played 71 of 75 snaps, tying for the team lead with eight tackles (four solo) and adding a pass defended...Late in the first half, broke up a third-down pass over the middle intended for RB Christian McCaffrey, nearly making an interception.

52 Clay Matthews, LB, 9th Year, Southern California

• Has earned six Pro Bowl selections in his eight-year career, two more than any Packers linebacker and tied with DE Reggie White for the second-most selections by a defensive player in team history, trailing only S Willie Wood (eight).

• Ranks No. 1 on the Packers' all-time list (since 1982) with 75.0 career sacks after surpassing DE Kabeer Gbaja-Biamila (74.5) in Week 4 this season. Is tied for No. 1 in franchise history (since 1982) with four 10-sack seasons (White and Gbaja-Biamila).

• Became the first player in franchise history to earn Pro Bowl recognition in each of his first four seasons in the league (2009-12).

2017 SEASON: Has started all 13 games he has played in and has posted 49 tackles (30 solo), a team-best 11 tackles for a loss, a team-high 7.5 sacks, a fumble recovery, three passes defended, 11 QB hits (No. 3 on the team) and 17 QB pressures (No. 2 on the team).

►**Vs. Seattle (Sept. 10):** Started at LOLB and played 43 of 49 snaps, posting two tackles (both solo) and a QB pressure.

►**At Atlanta (Sept. 17):** Opened at LOLB and appeared on 52 of 58 plays, finishing with five tackles (all solo), 1.5 sacks, three tackles for a loss, three QB pressures and a QB hit...On Atlanta's second possession, came around on a stunt to get past T Ty Sambrailo on his way to a shared 11-yard sack of QB Matt Ryan with LB Joe Thomas...Early in the second quarter, blew past Sambrailo to team with DT Quinton Dial as they brought down RB Tevin Coleman for a 2-yard loss on a run...Later in the second quarter, shed a block from G Wes Schweitzer on his way to a 10-yard sack of Ryan on third down as the Falcons were forced to settle for a FG.

►**Vs. Cincinnati (Sept. 24):** Started at ROLB and played 49 of 61 snaps...Registered three tackles (all solo).

►**Vs. Chicago (Sept. 28):** Started at LOLB and appeared on 45 plays, finishing with three tackles (all solo), a sack, a forced fumble, a QB pressure and two QB hits...Became the all-time franchise leader in sacks (since 1982) on the Bears' first offensive play when he beat TE Dion Sims to get to QB Mike Glennon, punching the ball out on the sack, a fumble that was recovered by LB Jake Ryan at the Chicago 3 to set up a Green Bay TD...The sack was the 75th of his career as he moved past Gbaja-Biamila (74.5).

►**At Dallas (Oct. 8):** Started at ROLB and registered six tackles (five solo), a tackle for a loss and a pass defended...On the Cowboys' opening drive, fought off a block from T Tyron Smith to bring down RB Ezekiel

Elliott for a 4-yard loss on a first-down run...Early in the fourth quarter, drilled TE Jason Witten to break up a short pass over the middle from QB Dak Prescott.

►**At Minnesota (Oct. 15):** Started at ROLB and played 65 snaps, finishing with two tackles (both solo), including a tackle for a loss, a fumble recovery and two QB hits...Early in the second quarter, scooped up a RB Jerick McKinnon fumble at the Green Bay 19, one that was forced by DT Kenny Clark, and returned it down the sideline 63 yards to the Minnesota 18, setting up a 14-yard TD pass from QB Brett Hundley to WR Davante Adams three plays later.

►**Vs. New Orleans (Oct. 22):** Started at LOLB and appeared on 57 snaps, posting six tackles (three solo), a tackle for a loss and a QB pressure...Early in the fourth quarter, blew by T Ryan Ramczyk to get into the backfield and tackle RB Mark Ingram for a 3-yard loss.

►**Vs. Detroit (Nov. 6):** Started at LOLB and played 42 snaps, recording four tackles (one solo), a QB hit and a QB pressure.

►**At Chicago (Nov. 12):** Started at LOLB and appeared on 52 of 60 defensive plays, registering four tackles (one solo), a tackle for a loss, a pass defended, three QB pressures and a QB hit...Tripped up RB Jordan Howard for a 1-yard loss on a run in the second quarter despite being held by TE Adam Shaheen...Late in the first half, came across the field to get a piece of QB Mitchell Trubisky's pass intended for WR Kendall Wright...Helped limit the Bears to just 55 rushing yards on 17 attempts (3.2 avg.).

►**Vs. Baltimore (Nov. 19):** Started at ROLB, but was limited to just 13 snaps before departing the game early in the second quarter due to a groin injury...On Baltimore's first possession, blew by LT James Hurst on the outside to sack QB Joe Flacco for an 8-yard loss on third down...Added a QB hit and a QB pressure.

►**At Pittsburgh (Nov. 26):** Inactive (groin).

►**Vs. Tampa Bay (Dec. 3):** Started at LOLB and played 56 snaps, finishing with five tackles (two solo), a season-high three sacks and a QB pressure...It marked his 14th career game with two-plus sacks, moving him into a tie with LB Tim Harris for the third-most games with two-plus sacks in team history (since 1982) behind DEs Reggie White (16) and Kabeer Gbaja-Biamila (15)...Early in the second quarter, drove back RT Caleb Benenoch to get to QB Jameis Winston for a shared 8-yard sack with DT Mike Daniels on third down to force a Tampa Bay punt...Late in the second quarter, fought off a block from Benenoch and chased down Winston for a zero-yard sack...Early in the third quarter, came off the right side untouched to sack Winston for a 6-yard loss...Late in the fourth quarter, posted a shared 3-yard sack with DT Kenny Clark, giving him three sacks on the afternoon for his fourth career three-sack game as he moved into a tie with DE Aaron Kampman for the second-most three-sack games in team history behind only Gbaja-Biamila (six).

►**At Cleveland (Dec. 10):** Started at ROLB and played 49 of 58 snaps, posting four tackles (two solo), a sack, a team-high three QB pressures and a team-best three QB hits...Late in the first half, drove back T Shon Coleman to get to QB DeShone Kizer for a 5-yard sack...Registered a sack in his third straight game, giving him five sacks over a three-game span...On the first possession of overtime, chased down Kizer and hit his arm on a third-down throw, causing his pass over the middle to sail high into the air and be intercepted by S Josh Jones at the Cleveland 42.

►**At Carolina (Dec. 17):** Started at ROLB and played 46 snaps, finishing with four tackles (all assisted) and a pass defended.

32 Devante Mays, RB, Rookie, Utah State

• Rushed for 1,225 yards and 12 TDs on 202 carries (6.1 avg.) in two seasons at Utah State (2015-16), appearing in 19 games with eight starts.

• Was limited to just six games as a senior in 2016 due to knee and ankle injuries, but rushed for a career-high 208 yards on just 18 carries (11.6 avg.) and matched his career best with three rushing TDs in the season opener vs. Weber State.

• Led the Aggies in rushing yards (966), rushing attempts (165) and rushing TDs (nine) as a junior in 2015, ranking third in the conference in yards per carry (5.9 avg.).

2017 SEASON: Has played in six games, seeing limited time on offense and special teams...Has three carries for -1 yard (-0.3 avg.)...Dressed, but did not play, in three games and has been inactive for five other contests.

- ▶**Vs. Seattle (Sept. 10):** Appeared on one play on special teams in his NFL debut.
- ▶**At Atlanta (Sept. 17):** Inactive (healthy scratch).
- ▶**Vs. Cincinnati (Sept. 24):** Played 11 snaps on special teams.
- ▶**Vs. Chicago (Sept. 28):** Inactive (healthy scratch).
- ▶**At Dallas (Oct. 8):** Appeared on eight plays on special teams.
- ▶**At Minnesota (Oct. 15):** Dressed, but did not play.
- ▶**Vs. New Orleans (Oct. 22):** Inactive (healthy scratch).
- ▶**Vs. Detroit (Nov. 6):** Dressed, but did not play.
- ▶**At Chicago (Nov. 12):** Inactive (healthy scratch).
- ▶**Vs. Baltimore (Nov. 19):** Saw his first NFL action from scrimmage, carrying the ball three times for -1 yard.
- ▶**At Pittsburgh (Nov. 26):** Dressed, but did not play.
- ▶**Vs. Tampa Bay (Dec. 3):** Played five snaps on special teams.
- ▶**At Cleveland (Dec. 10):** Inactive (healthy scratch).
- ▶**At Carolina (Dec. 17):** Appeared on four plays on special teams.

64 Justin McCray, G, First Year, Central Florida

- Signed by Green Bay as a free agent on March 29, 2017. Entered the league as an undrafted free agent with the Tennessee Titans in 2014 and spent that season on Tennessee's practice squad.
- Played for the Orlando Predators of the Arena Football League in 2016.
- Appeared in 45 games with 32 starts in four seasons at Central Florida (2010-13), with 23 of the starts coming at RG.
- 2017 SEASON:** Has played in 11 games with six starts (four at RT, two at LG)...Has helped the offense rank No. 3 in red-zone scoring (64.1 percent), tied for No. 7 in rushing TDs (13) and tied for No. 5 in 10-play drives (28)...Part of an offense that has posted four 160-yard rushing games, tied for No. 6 in the NFL.
- ▶**Vs. Seattle (Sept. 10):** Played five snaps on special teams in his NFL debut.
- ▶**At Atlanta (Sept. 17):** Made his first career NFL start, opening at RT in place of an injured Bryan Bulaga (ankle) with T Kyle Murphy starting at LT in place of David Bakhtiari (hamstring)...Played all 76 snaps, helping to protect QB Aaron Rodgers as he threw for 343 yards and two TDs on 33-of-50 passing.
- ▶**Vs. Cincinnati (Sept. 24):** Played 25 snaps on offense, appearing on two plays at LG in place of an injured Lane Taylor late in the first half and then the final 23 snaps of the game at RT in place of an injured Bulaga (ankle).
- ▶**Vs. Chicago (Sept. 28):** Started at RT in place of Bulaga (ankle) and played all 55 snaps, helping to block for Rodgers as he threw a season-high four TD passes on 18-of-26 passing for 179 yards.
- ▶**At Dallas (Oct. 8):** Started at LG with Lane Taylor sliding over to start at LT in place of Bakhtiari (hamstring)...Played all 60 snaps and helped the offense rack up a season-high 160 rushing yards on 25 carries (6.4 avg.), highlighted by a 125-yard effort from rookie RB Aaron Jones on 19 attempts (6.6 avg.)...It marked just the second time in the past 14 seasons (Week 15 at Chicago in 2016) that the Packers rushed for 160-plus yards on 25 or fewer carries...Also helped protect Rodgers as he threw three TD passes, his third straight game with three-plus TD passes.
- ▶**At Minnesota (Oct. 15):** Did not start, but played 51 of 66 snaps in reserve duty, appearing at three different positions on the offensive line...Took over at LG for an injured Taylor (knee/ankle) early in the second quarter (13 snaps) before kicking out to RT for an injured Bulaga (concussion) for the third quarter (six snaps)...Moved to LT for the fourth quarter in place of an injured David Bakhtiari (hamstring), appearing on 32 snaps.
- ▶**Vs. New Orleans (Oct. 22):** Started at LG in place of an injured Taylor (ankle) and played all 55 snaps...Helped the offense register a season-high 181 rushing yards and a season-best two rushing TDs on 24 carries (7.5 avg.), highlighted by Jones' season-best 131 yards and a TD on 17 attempts (7.7 avg.).
- ▶**Vs. Detroit (Nov. 6):** Played the final 17 snaps of the game at RT in place of an injured Bulaga (knee).
- ▶**At Chicago (Nov. 12):** Started at RT in place of an injured Bulaga (knee) and played all 66 snaps, helping the offense rush for 160 yards on 37 carries (4.3 avg.), the most rushing yards allowed by the Bears on the season...Blocked for Hundley as he completed 18 of 25 passes for 212

yards and a TD for a 110.8 passer rating.

- ▶**Vs. Baltimore (Nov. 19):** Started at RT and played the first 45 snaps of the game before departing late in the third quarter due to a knee injury.
- ▶**At Pittsburgh (Nov. 26):** Was active, but did not see any action.
- ▶**Vs. Tampa Bay (Dec. 3):** Dressed, but did not see any action.
- ▶**At Cleveland (Dec. 10):** Appeared on nine plays on offense as an extra lineman and three plays on special teams.
- ▶**At Carolina (Dec. 17):** Was active, but did not see any action.

88 Ty Montgomery, RB, 3rd Year, Stanford

- Made the transition from WR to RB last season, appearing in 15 games with six starts and leading the team with 457 rushing yards and three TDs on just 77 carries (5.9 avg.).
- Among NFL running backs with 75-plus carries, ranked No. 1 in the league in 2016 with an average of 5.94 yards per carry. That average also ranks No. 2 in franchise single-season history (min. 75 att.) behind only QB Tobin Rote's 6.88-yard average in 1951 (76-523).
- Was the only player in the NFL last season with 75-plus rushing attempts, 40-plus receptions and 15-plus kickoff returns, also becoming the first player in team history to eclipse each of those marks in a single season.
- Rushed for a career-high 162 yards and two TDs on just 16 carries (10.1 avg.) last season at Chicago in Week 15, the best yardage output by a Packer since RB Samkon Gado ran for 171 yards vs. Detroit on Dec. 11, 2005.
- 2017 SEASON:** Played in eight games with five starts and rushed for 273 yards and three TDs on 71 carries (3.8 avg.)...Also posted 23 receptions for 173 yards (7.5 avg.) and a TD...Was placed on injured reserve (wrist) on Dec. 1.
- ▶**Vs. Seattle (Sept. 10):** Started and posted a career-high 19 carries for 54 yards (2.8 avg.) and a TD...Scored on a 6-yard run early in the third quarter, giving Green Bay a 7-3 lead that it would not relinquish...Added four receptions for 39 yards (9.8 avg.), including a 20-yard reception early in the fourth quarter...Caught a swing pass from QB Aaron Rodgers, made CB Justin Coleman miss and then broke a tackle by S Earl Thomas to pick up extra yardage to the Seattle 44.
- ▶**At Atlanta (Sept. 17):** Rushed for 35 yards and a TD on 10 carries (3.5 avg.), his second straight game with a rushing TD, and added 75 yards and a TD on six receptions (12.5 avg.)...It marked the first time in his career that he posted a rushing TD and a receiving TD in the same game, and he became the first Packer to do so since RB James Starks (vs. Dallas, Dec. 13, 2015)...Became the first Packer to record 75-plus yards receiving, a receiving TD and a rushing TD in the same game since RB Dorsey Levens (92 receiving yards, one receiving TD, two rushing TDs) at Indianapolis on Nov. 16, 1997...On Green Bay's opening drive, came out of the slot to catch a quick pass from Rodgers in the flat, taking it down the sideline for a 23-yard gain to the Atlanta 2...Two plays later, took it in for a 1-yard run off left end to even the game at 7...In the fourth quarter, caught a quick pass from Rodgers, made LB De'Vondre Campbell miss and then took it down the sideline for a 23-yard gain to the Green Bay 38...Would cap the drive off with a 1-yard TD catch on a shovel pass from Rodgers, the 300th career TD pass of Rodgers' career.
- ▶**Vs. Cincinnati (Sept. 24):** Led the team with 35 rushing yards on 12 carries (2.9 avg.) and paced the team with eight receptions for 15 yards (1.9 avg.).
- ▶**Vs. Chicago (Sept. 28):** Started and rushed for 28 yards on five carries (5.6 avg.) on the opening drive, but was forced to leave the game after just five snaps due to a rib injury and did not return.
- ▶**At Dallas (Oct. 8):** Inactive (ribs).
- ▶**At Minnesota (Oct. 15):** Returned to the starting lineup and rushed for 28 yards on 10 carries (2.8 avg.), adding a 3-yard reception.
- ▶**Vs. New Orleans (Oct. 22):** Rushed for 6 yards on four carries (1.5 avg.) and posted a 9-yard reception.
- ▶**Vs. Detroit (Nov. 6):** Led the offense with 33 rushing yards on five attempts (6.6 avg.) and added an 18-yard reception in 24 snaps of action...Late in the first half, picked up 18 yards on a screen pass to the Detroit 35 to help set up K Mason Crosby's 35-yard field goal as time expired in the first half.
- ▶**At Chicago (Nov. 12):** Recorded 54 rushing yards and a TD on just

six carries (9.0 avg.), but was limited to just 14 snaps before leaving the game late in the first half due to injury (ribs)...Found a hole and took it up the middle to go untouched for a 37-yard TD early in the second quarter, the longest TD run of his career...It marked his fourth career run of 30-plus yards, with all four coming against the Bears.

►**Vs. Baltimore (Nov. 19):** Inactive (ribs).

►**At Pittsburgh (Nov. 26):** Inactive (ribs).

68 Kyle Murphy, T, 2nd Year, Stanford

• Played in three games as a rookie in 2016, seeing limited action at right guard and as an extra lineman.

• Dressed and did not play in one other game last season and was inactive for the other 12 contests (healthy scratch). Also was inactive for all three postseason games.

2017 SEASON: Started the first three games of the season, opening two at LT and one at RT...Was placed on injured reserve (foot) on Sept. 26.

►**Vs. Seattle (Sept. 10):** Made his first career start in the NFL, opening at RT in place of an injured Bryan Bulaga (ankle)...Played all 82 snaps, helping the offense rack up 26 first downs, the top mark by the Packers in a season opener since 2002 (29 vs. Atlanta), and a 39:13 time of possession, the best mark by Green Bay since Week 7 last season vs. Chicago (39:36)...Helped protect QB Aaron Rodgers as he threw for 311 yards and a TD on 28-of-42 passing.

►**At Atlanta (Sept. 17):** Started for the second straight week, making his first career start at LT as he opened in place of injured David Bakhtiari (hamstring)...Played all 76 snaps, helping to protect Rodgers as he threw for 343 yards and two TDs on 33-of-50 passing.

►**Vs. Cincinnati (Sept. 24):** Started for the third straight game, opening at LT in place of an injured Bakhtiari (hamstring)...Helped to block for Rodgers as he posted his franchise-record fifth consecutive 300-yard passing game with 313 yards and three TDs with one INT on 28-of-42 passing for a 102.6 passer rating.

87 Jordy Nelson, WR, 10th Year, Kansas State

• Returned to action last season after missing the entire 2015 campaign (knee), catching 97 passes for 1,257 yards (13.0 avg.) and a league-leading 14 TDs on his way to winning the NFL Comeback Player of the Year from *The Associated Press*, the first Packer to earn the honor.

• Ranks No. 3 in franchise history in receptions (547), No. 5 in receiving yards (7,837), No. 2 in TD receptions (69) and No. 3 in 100-yard receiving games (25).

• Is one of only two players in franchise history (WR Sterling Sharpe, 1992-94) to register three straight seasons with 85-plus receptions (2013-14, 2016).

• Is the only player in team annals to record three seasons with 13-plus TD receptions (2011, 2014, 2016) and is the only active player in the league to do so.

• Has posted 1,250-plus receiving yards and 13-plus TD catches in the same season three times in his career (2011, 2014, 2016), the fourth most in NFL history behind only Jerry Rice (six), Randy Moss (five) and Terrell Owens (four).

• Is tied for No. 3 in the NFL with 63 TD receptions since 2011 despite missing the entire 2015 season due to injury.

2017 SEASON: Has started all 14 games and has 50 receptions for 471 yards (9.4 avg.) and six TDs...Has posted six-plus TD catches in each of his last six seasons, tied for the second-longest streak in team history (Antonio Freeman, six, 1996-2001) behind only Don Hutson (11, 1935-45).

►**Vs. Seattle (Sept. 10):** Started and played 76 of 82 snaps, posting seven receptions for 79 yards (11.3 avg.) and a TD...Late in the third quarter, came out of the slot and got past LB Bobby Wagner and S Earl Thomas to make a 32-yard TD grab down the middle of the field on a free play for the Packers (12 men on the field for Seattle)...Posted his 500th career reception (1-yard reception in the second quarter), becoming just the fourth player in franchise history (Donald Driver, Sharpe, James Lofton) to reach that mark...Registered six-plus catches in his seventh consecutive regular-season game, a career high and the longest by a Packer since Sharpe's 13-game streak in 1993-94.

►**At Atlanta (Sept. 17):** Started, but departed the game after just seven

snaps due to a quadriceps injury, and did not return.

►**Vs. Cincinnati (Sept. 24):** Started and played 67 of 70 snaps, posting six receptions for 52 yards (8.7 avg.) and two TDs...With the two TD grabs, moved past Sharpe (65) for No. 2 on the all-time franchise list for TD catches...His first TD grab came on the opening drive of the third quarter, a 1-yard catch from a scrambling Rodgers...His second TD came with 17 seconds remaining, a 3-yarder from Rodgers near the pylon as he made the diving catch with CB Dre Kirkpatrick in coverage.

►**Vs. Chicago (Sept. 28):** Started and played 51 of 55 snaps, leading the team with 75 receiving yards and two TDs on four catches (18.8 avg.)...It marked his second straight game with two TD receptions, only the third time in his career that he had accomplished that feat (Weeks 10-11, 16-17 in 2011)...In the second quarter, beat DB Marcus Cooper Sr. down the seam to make a leaping 58-yard reception in the middle of the field, hauling the ball in at the Chicago 16 before taking it down the sideline to the 2-yard line to set up RB Aaron Jones' TD run on the next play...Late in the third quarter, caught a quick pass from Rodgers in the flat and took it in untouched for the 4-yard TD...On the first play of the fourth quarter, came out of the slot on third down to make a wide-open catch in the back corner of the end zone for an 8-yard TD.

►**At Dallas (Oct. 8):** Started and played 49 snaps, posting a TD catch for the third straight game...On the opening play of the fourth quarter, made a wide-open 10-yard catch in the middle of the end zone on a play-action pass from Rodgers.

►**At Minnesota (Oct. 15):** Started and played 61 of 66 snaps, finishing with a team-high six catches for a team-best 60 receiving yards (10.0 avg.)...Late in the first half, made a 26-yard grab near the sideline on a back-shoulder throw with CB Trae Waynes in coverage, helping to set up a Mason Crosby FG.

►**Vs. New Orleans (Oct. 22):** Started and appeared on 51 of 55 plays, posting a 13-yard reception.

►**Vs. Detroit (Nov. 6):** Started and played 49 of 59 snaps, recording four receptions for 35 yards (8.8 avg.).

►**At Chicago (Nov. 12):** Started and played 64 of 66 snaps, hauling in three passes for 20 yards (6.7 avg.), with two of the catches picking up first downs...Came down from the slot to seal DB Eddie Jackson on RB Ty Montgomery's 37-yard TD run in the second quarter.

►**Vs. Baltimore (Nov. 19):** Started and appeared on 62 of 67 snaps, catching two passes for 24 yards (12.0 avg.)...Brought his career reception total to 532 as he moved past Lofton (530) for No. 3 in franchise history...On the first play from scrimmage, came across the field to make a 17-yard grab near the sideline to the Green Bay 49.

►**At Pittsburgh (Nov. 26):** Started and played 52 of 55 snaps, hauling in three passes for 11 yards (3.7 avg.).

►**Vs. Tampa Bay (Dec. 3):** Started and played 50 of 55 snaps, posting a team-high five receptions for 17 yards (3.4 avg.)...Had a key block down the field on CB Brent Grimes on RB Aaron Jones' 20-yard game winning TD run.

►**At Cleveland (Dec. 10):** Started and appeared on 70 of 76 plays, catching four passes for 33 yards (8.3 avg.).

►**At Carolina (Dec. 17):** Started and played all 70 snaps, finishing with three receptions for 28 yards (9.3 avg.).

98 Chris Odom, LB, Rookie, Arkansas State

• Was claimed off waivers from the Atlanta Falcons in September 2017. Was originally signed by Atlanta as an undrafted free agent in May 2017.

• Earned first-team All-Sun Belt recognition as a senior in 2016 after registering 53 tackles (28 solo), 12.5 sacks, 17.5 tackles for a loss and four forced fumbles.

2017 SEASON: Has played in six games, seeing time on defense and special teams...Has recorded eight tackles (three solo), a tackle for a loss, a QB hit and a QB pressure.

►**Vs. Seattle (Sept. 10):** Appeared on one play on special teams in his NFL debut.

►**At Atlanta (Sept. 17):** Was active, but did not see any action.

►**Vs. Cincinnati (Sept. 24):** Saw the first defensive action of his NFL career, appearing on eight plays and posting two tackles (one solo) and a QB pressure.

► **Vs. Chicago (Sept. 28):** Appeared on eight plays on defense and five on special teams.

► **At Dallas (Oct. 8):** Inactive (healthy scratch).

► **At Minnesota (Oct. 15):** Appeared on one play on defense.

► **Vs. New Orleans (Oct. 22):** Played a season-high 21 snaps on defense, posting a season-best three tackles (one solo).

► **Vs. Detroit (Nov. 6):** Appeared on 11 plays on defense and posted three tackles (one solo), including a tackle for a loss, and a QB hit...Late in the fourth quarter, tackled T Brian Mihalik for a 4-yard loss after Mihalik hauled in a QB Matthew Stafford pass that had been deflected near the line of scrimmage by LB Kyler Fackrell.

► **At Chicago (Nov. 12):** Inactive (healthy scratch).

► **Vs. Baltimore (Nov. 19):** Inactive (healthy scratch).

► **At Pittsburgh (Nov. 26):** Dressed, but did not play.

► **Vs. Tampa Bay (Dec. 3):** Inactive (healthy scratch).

► **At Cleveland (Dec. 10):** Inactive (healthy scratch).

► **At Carolina (Dec. 17):** Inactive (healthy scratch).

77 Adam Pankey, G/T, Rookie, West Virginia

• Signed with the Packers as an undrafted free agent in May 2017 after playing in 45 games with 36 starts in four seasons at West Virginia.

• Earned second-team All-Big 12 honors as a senior in 2016, blocking for an offense that gained 6,312 yards, including 2,969 rushing yards on 574 attempts (5.2 avg.), and ranked No. 2 in the conference in sacks allowed.

2017 SEASON: Has dressed, but did not see any action, in four games, and has been inactive for nine contests...Spent the first week of the season on the team's practice squad before being signed to the 53-man roster on Sept. 13.

► **At Atlanta (Sept. 17):** Dressed, but did not play.

► **Vs. Cincinnati (Sept. 24):** Dressed, but did not see any action.

► **Vs. Chicago (Sept. 28):** Was active, but did not see any action.

► **At Dallas (Oct. 8):** Inactive (healthy scratch).

► **At Minnesota (Oct. 15):** Inactive (healthy scratch).

► **Vs. New Orleans (Oct. 22):** Inactive (healthy scratch).

► **Vs. Detroit (Nov. 6):** Inactive (healthy scratch).

► **At Chicago (Nov. 12):** Dressed, but did not see any action.

► **Vs. Baltimore (Nov. 19):** Inactive (healthy scratch).

► **At Pittsburgh (Nov. 26):** Inactive (healthy scratch).

► **Vs. Tampa Bay (Dec. 3):** Inactive (healthy scratch).

► **At Cleveland (Dec. 10):** Inactive (healthy scratch).

► **At Carolina (Dec. 17):** Inactive (healthy scratch).

62 Lucas Patrick, G, First Year, Duke

• Spent the entire 2016 on Green Bay's practice squad after originally signing with the team as an undrafted free agent in June 2016.

• Lettered four years at Duke, seeing action in 44 games with 26 starts. Finished out his career with 21 consecutive starts at LG.

2017 SEASON: Has played in 10 games with one start, seeing action on offense and special teams.

► **Vs. Seattle (Sept. 10):** Inactive (healthy scratch).

► **At Atlanta (Sept. 17):** Played seven snaps on special teams.

► **Vs. Cincinnati (Sept. 24):** Appeared on five plays on special teams.

► **Vs. Chicago (Sept. 28):** Made his first NFL start, opening at LG with G Lane Taylor shifting to LT in place of an injured David Bakhtiari (hamstring)...Played all 55 snaps and helped to block for Rodgers as he threw a season-high four TD passes on 18-of-26 passing for 179 yards.

► **At Dallas (Oct. 8):** Appeared on five plays on special teams.

► **At Minnesota (Oct. 15):** Played LG for the second half (38 snaps) in place of an injured Taylor (knee/ankle) and after Justin McCray moved to RT in place of an injured Bryan Bulaga (concussion).

► **Vs. New Orleans (Oct. 22):** Appeared on four plays on special teams.

► **Vs. Detroit (Nov. 6):** Played four snaps on special teams.

► **At Chicago (Nov. 12):** Appeared on nine plays on special teams.

► **Vs. Baltimore (Nov. 19):** Played five snaps on special teams and saw defensive action for the first time in his NFL career, appearing on one snap at DT late in the fourth quarter.

► **At Pittsburgh (Nov. 26):** Inactive (hand).

► **Vs. Tampa Bay (Dec. 3):** Inactive (hand).

► **At Cleveland (Dec. 10):** Dressed, but did not play.

► **At Carolina (Dec. 17):** Played four snaps on special teams.

59 Taybor Pepper, LS, Rookie, Michigan State

• Was with the Packers during the offseason in 2017 and also spent time with the Baltimore Ravens during the 2017 preseason.

• Served as the long snapper at Michigan State for four seasons (2012-15), appearing in 54 career games with the Spartans.

2017 SEASON: Played in four games...Was signed by Green Bay on Sept. 25...Was placed on injured reserve on Nov. 3 after sustaining a foot injury in practice on Nov. 2.

► **Vs. Chicago (Sept. 28):** Made his NFL debut, snapping for Mason Crosby's five extra points and Justin Vogel's five punts.

► **At Dallas (Oct. 8):** Handled snapping duties for all punts and placements.

► **At Minnesota (Oct. 15):** Snapped for Crosby's 26-yard FG and for Vogel's six punts, including his career-high four inside the 20.

► **Vs. New Orleans (Oct. 22):** Snapped for Crosby's 46-yard FG and Vogel's five punts (46.2-yard net, 47.6-yard gross).

53 Nick Perry, LB, 6th Year, Southern California

• Appeared in 14 games with 12 starts in 2016 and led the team with a career-high 11 sacks, which was tied for No. 8 in the NFL. Also posted a career-best 60 tackles (43 solo), 15 QB hits (No. 2 on the team), four passes defended and the first INT of his career.

• Has registered a two-sack game in each of the last four seasons (2013-2016), the only Packer to do so over that span.

• His seven career postseason sacks rank No. 3 in franchise history (since 1982) behind LB Clay Matthews (11) and DE Reggie White (eight). Since entering the league in 2012, Perry's seven postseason sacks are the most in the NFL over that span.

• Tied the franchise record for sacks in a single postseason (Matthews, 2010) with 3.5 in the 2015 playoffs.

2017 SEASON: Has played in 12 games with 11 starts and has posted 44 tackles (28 solo), seven sacks (No. 2 on the team), eight tackles for a loss (No. 4 on the team), a forced fumble, a fumble recovery, a team-best 16 QB hits, a team-high 22 QB pressures and a pass defended.

► **Vs. Seattle (Sept. 10):** Started at ROLB and played 42 of 49 snaps, recording seven tackles (three solo), two tackles for a loss, 1.5 sacks, a pass defended, six QB pressures and four QB hits...It marked his third straight regular-season game with at least one sack and gave him 4.5 sacks over his past three games...On Seattle's third play from scrimmage, knocked back LT Rees Odhiambo to get to QB Russell Wilson as he brought him down for a 6-yard sack on third down...Beat Odhiambo on Seattle's opening play of the second half as he teamed with DT Mike Daniels to sack Wilson for a 10-yard loss.

► **At Atlanta (Sept. 17):** Started at ROLB and appeared on 53 of 58 snaps, finishing with four tackles (three solo), three QB hits and two QB pressures.

► **Vs. Cincinnati (Sept. 24):** Inactive (hand).

► **Vs. Chicago (Sept. 28):** Saw 33 snaps of action, playing with a club on his injured hand, and posted four tackles (three solo), a QB hit and a QB pressure.

► **At Dallas (Oct. 8):** Started at LOLB and appeared on 48 plays, finishing with three tackles (two solo), a sack, a forced fumble, a fumble recovery, two QB pressures and a QB hit...On the final play of the first half, beat T Tyron Smith to sack QB Dak Prescott and force a fumble, one that was recovered by the Cowboys...Was credited with a fumble recovery on the final play of the game when he picked up a lateral thrown by TE Jason Witten.

► **At Minnesota (Oct. 15):** Started at LOLB, appearing on 57 snaps and posting three tackles (one solo).

► **Vs. New Orleans (Oct. 22):** Started at ROLB and registered three tackles (two solo) and a sack...Late in the first half, bowled over T Terron Armstead and drilled QB Drew Brees for a 7-yard sack.

► **Vs. Detroit (Nov. 6):** Opened at ROLB and played 38 snaps, recording three tackles (all solo), a tackle for a loss, and a half-sack...Early in the third quarter, made an inside move to beat T Rick Wagner as he got to QB

Matthew Stafford with DE Dean Lowry for a shared 8-yard sack...Later in the third quarter, stopped RB Ameer Abdullah for a 1-yard loss on a run to the left.

►**At Chicago (Nov. 12):** Started at ROLB and registered a career-high three sacks, becoming the first Packer to post three-plus sacks in a game since LB A.J. Hawk had three at Baltimore on Oct. 13, 2013...In the second quarter, posted two of his sacks in a three-play span, bringing down QB Mitchell Trubisky for a 5-yard loss on first down and then again for a 2-yard loss on third down to force a Chicago punt...Posted his third sack of the afternoon when he chased down Trubisky for an 8-yard loss late in the third quarter...Finished with six tackles (all solo) and a QB pressure.

►**Vs. Baltimore (Nov. 19):** Started at LOLB and played 39 snaps, posting an assisted tackle, a team-best five QB hits and two QB pressures...Early in the second quarter, blew by LT James Hurst to hit QB Joe Flacco and force an incomplete pass.

►**At Pittsburgh (Nov. 26):** Started at LOLB and played 50 snaps, leading the team with four QB pressures along with two tackles (both assisted) and a QB hit.

►**Vs. Tampa Bay (Dec. 3):** Started at ROLB and appeared on 56 plays, posting a season-high eight tackles (five solo), a team-best three QB pressures and a QB hit.

►**At Cleveland (Dec. 10):** Inactive (shoulder).

►**At Carolina (Dec. 17):** Started at ROLB, but was limited to just 27 snaps due to an ankle injury sustained in the third quarter.

41 Lenzy Pipkins, CB, Rookie, Oklahoma State

• Signed by Green Bay as an undrafted free agent in May 2017.

• Played in 47 games with 22 starts over four seasons at Oklahoma State (2016) and Louisiana-Monroe (2013-15).

2017 SEASON: Has played in 10 games, seeing time on defense and special teams...Has posted nine tackles (five solo), including a tackle for a loss, on defense and a tackle on special teams.

►**Vs. Seattle (Sept. 10):** Inactive (healthy scratch).

►**At Atlanta (Sept. 17):** Inactive (healthy scratch).

►**Vs. Cincinnati (Sept. 24):** Made his NFL debut, appearing on 17 plays on special teams.

►**Vs. Chicago (Sept. 28):** Inactive (healthy scratch).

►**At Dallas (Oct. 8):** Inactive (healthy scratch).

►**At Minnesota (Oct. 15):** Saw the most significant action of his career, appearing on 46 plays on defense with several injuries in the secondary...Registered eight tackles (four solo), including a tackle for a loss...Midway through the fourth quarter, came up to tackle RB Jerick McKinnon for a 6-yard loss at the Minnesota 10 on a swing pass from QB Case Keenum...Added a tackle on special teams.

►**Vs. New Orleans (Oct. 22):** Appeared on five plays on special teams.

►**Vs. Detroit (Nov. 6):** Played one snap on defense and three on special teams.

►**At Chicago (Nov. 12):** Appeared on 11 plays on special teams.

►**Vs. Baltimore (Nov. 19):** Played eight snaps on special teams.

►**At Pittsburgh (Nov. 26):** Appeared on eight plays on special teams.

►**Vs. Tampa Bay (Dec. 3):** Played 10 snaps on special teams.

►**At Cleveland (Dec. 10):** Appeared on nine plays on special teams.

►**At Carolina (Dec. 17):** Played four snaps on defense and 14 on special teams...Recorded a solo tackle on defense.

23 Damarious Randall, CB, 3rd Year, Arizona State

• Saw action in 10 games with nine starts in 2016 and was tied for No. 2 on the team with three interceptions. Ranked No. 11 in the league with 91 return yards on his INTs.

• Played in 15 games with nine starts (six at LCB, two at RCB, one in the slot) in 2015 and tied for the team lead and No. 2 among NFL rookies with three interceptions, including one he returned for a TD. Finished with a team-best 16 passes defended.

• Named the NFL's Defensive Rookie of the Month for November 2015, joining CB Casey Hayward (October 2012) as the only Green Bay defensive backs to win the award.

2017 SEASON: Has played in all 14 games with 12 starts (six at LCB, five at RCB, one as the third CB) and has posted 59 tackles (48 solo), four

tackles for a loss, a career-high four interceptions, a fumble recovery and a team-high 13 passes defended...Is tied for No. 7 in the NFL in interceptions...Has posted three-plus INTs in each of his first three seasons (2015-17), one of only six players in franchise history (since 1940) to do so and the first since CB Tim Lewis (1983-85).

►**Vs. Seattle (Sept. 10):** Started at RCB and played 40 of 49 snaps, finishing with seven tackles (all solo) and a pass defended...In the third quarter on second-and-goal at the Green Bay 3, broke up a QB Russell Wilson pass in the flat intended for WR Paul Richardson...Helped limit Wilson to a 69.7 passer rating as he completed just 14 of 27 passes for 158 yards with no TDs.

►**At Atlanta (Sept. 17):** Opened at RCB and appeared on 28 plays, posting three tackles (two solo).

►**Vs. Cincinnati (Sept. 24):** Started at LCB and played 52 of 61 snaps, recording five tackles (four solo) with a tackle for a loss...Late in the first quarter, came up to bring down RB Joe Mixon for a 6-yard loss on a run.

►**Vs. Chicago (Sept. 28):** Started at LCB and played 29 snaps, posting five tackles (all solo), including a tackle for a loss...Came up to knock RB Tarik Cohen out of bounds for a 1-yard loss on a run late in the first quarter.

►**At Dallas (Oct. 8):** Played 60 of 74 snaps, posting three tackles (one solo), an interception and two passes defended...Early in the fourth quarter, intercepted a QB Dak Prescott pass that went off the hands of WR Terrance Williams at the Dallas 21, returning the pick 21 yards for the TD to give the Packers a 28-24 lead...It was the second INT return for a TD in his career and the first for Green Bay since his 43-yard return for a TD at Oakland on Dec. 20, 2015...On the Cowboys' next drive, broke up a deep pass down the sideline from Prescott intended for Williams.

►**At Minnesota (Oct. 15):** Started at LCB and appeared on 59 plays, posting five tackles (four solo) and an interception...Registered an INT for the second straight game, the second time he has done so in his career (Weeks 8-9, 2015), as he picked off a QB Case Keenum pass late in the second quarter that had been deflected by LB Blake Martinez...Made the interception at the Green Bay 48 and returned it 10 yards to help set up a Mason Crosby FG.

►**Vs. New Orleans (Oct. 22):** Played 48 snaps and registered two tackles (both solo) and an INT...On the Saints' opening drive, covered WR Brandon Coleman down the seam and came underneath him to intercept QB Drew Brees' pass intended for Coleman in the end zone, marking the third straight game Randall had posted an INT...Became the first Packer to register an INT in three consecutive games since CB Casey Hayward in 2012 (Weeks 5-7).

►**Vs. Detroit (Nov. 6):** Started as the third CB and played 52 snaps, recording four tackles (all solo), two tackles for a loss, a fumble recovery and a pass defended...On Detroit's first play from scrimmage, came up from the slot to bring down RB Ameer Abdullah for a 2-yard loss on a run to the left...In the third quarter, posted his first career fumble recovery as he fell on Abdullah's fumble at the Green Bay 27 that was forced by LB Jake Ryan...It marked his fourth straight game with a takeaway.

►**At Chicago (Nov. 12):** Started at LCB and played 58 of 60 snaps, posting three tackles (all solo).

►**Vs. Baltimore (Nov. 19):** Started at RCB and played 45 snaps, finishing with four tackles (two solo).

►**At Pittsburgh (Nov. 26):** Started at RCB and appeared on 66 of 74 snaps, posting seven tackles (five solo), an interception and a career-high three passes defended...Late in the first quarter, made a diving interception off a QB Ben Roethlisberger pass intended for WR Eli Rogers at the Green Bay 45...The INT was his career-high fourth on the season...Also broke up a deep pass intended for Rogers late in the fourth quarter.

►**Vs. Tampa Bay (Dec. 3):** Started at RCB and played 52 snaps, recording four tackles (three solo) and a pass defended...Late in the first half, got in front of TE Cameron Brate inside the 5-yard line to break up a pass from QB Jameis Winston as the Buccaneers were forced to settle for a FG two plays later...Part of a secondary that limited WRs Mike Evans and DeSean Jackson to a combined four receptions for 57 yards.

►**At Cleveland (Dec. 10):** Started at LCB and played 57 of 58 snaps, posting three tackles (two solo), including a tackle for a loss, and two passes defended...Late in the second quarter, tackled RB Duke Johnson Jr.

for a 2-yard loss on a running play...On Cleveland's opening drive of the second half, broke up a deep pass intended for WR Josh Gordon on third down to force a punt.

►**At Carolina (Dec. 17):** Started at LCB and played all 75 snaps, recording four tackles (all solo) and a pass defended...Midway through the third quarter, drilled WR Devin Funchess in the end zone to break up the pass from QB Cam Newton.

22 Aaron Ripkowski, FB, 3rd Year, Oklahoma

• Appeared in all 16 contests with eight starts in 2016, rushing for 150 yards and two TDs on 34 carries (3.6 avg.) with nine receptions for 46 yards (5.1 avg.) and a TD.

• Was named a Pro Bowl alternate in 2016 and was one of only two Packers (WR Jeff Janis) to post a rushing TD and a receiving TD last season.

• Played in 15 games as a rookie in 2015, seeing action primarily on special teams, and posted nine tackles (tied for No. 4 on the team). Was tied with CB Damarious Randall (15) for the most games played by a Green Bay rookie in '15.

2017 SEASON: Has played in all 14 games with one start, seeing time on offense and special teams...Has rushed for 13 yards on five carries (2.6 avg.) and has six receptions for 35 yards (5.8 avg.)...Also has registered four tackles on special teams (tied for No. 3 on the team).

►**Vs. Seattle (Sept. 10):** Played 22 snaps on offense and 13 on special teams.

►**At Atlanta (Sept. 17):** Appeared on eight plays on offense, posting a 2-yard reception, and 10 plays on special teams, recording a tackle.

►**Vs. Cincinnati (Sept. 24):** Played three snaps on offense and 11 on special teams.

►**Vs. Chicago (Sept. 28):** Appeared on 13 plays on offense and nine on special teams...Had a 4-yard carry and a 6-yard reception and also made a tackle on special teams.

►**At Dallas (Oct. 8):** Had a 2-yard carry in seven snaps of action on offense...Also appeared on 16 plays on special teams.

►**At Minnesota (Oct. 15):** Played 13 snaps on offense and 15 on special teams...Had one reception for no gain.

►**Vs. New Orleans (Oct. 22):** Appeared on 14 plays on offense and 11 on special teams.

►**Vs. Detroit (Nov. 6):** Played three snaps on offense and posted a 9-yard reception...Also appeared on 12 plays on special teams and registered a tackle.

►**At Chicago (Nov. 12):** Played 22 snaps on offense and 16 on special teams, carrying the ball twice for 3 yards (1.5 avg.) and adding a 12-yard reception to the Chicago 15 to convert a third-and-1 on the opening drive of the second half...Helped the offense rack up 160 yards rushing on 37 carries (4.3 avg.), coming up the middle to block DL Mitch Unrein on RB Ty Montgomery's 37-yard TD run in the second quarter.

►**Vs. Baltimore (Nov. 19):** Appeared on 10 plays on offense and 11 on special teams...Posted a 6-yard reception.

►**At Pittsburgh (Nov. 26):** Played 12 snaps on offense and 16 on special teams...Had a 4-yard run and posted a tackle on special teams.

►**Vs. Tampa Bay (Dec. 3):** Started for the first time on the season and played 12 snaps on offense...Also appeared on 12 plays on special teams.

►**At Cleveland (Dec. 10):** Appeared on 11 plays on offense and nine on special teams.

►**At Carolina (Dec. 17):** Played nine snaps on offense and 12 on special teams.

12 Aaron Rodgers, QB, 13th Year, California

• Ranks No. 1 in NFL history (min. 1,500 attempts) in career passer rating (103.8), interception percentage (1.59) and TD/INT ratio (4.01, 313/78).

• Has posted six seasons (2009, 2011-12, 2014-16) with 500-plus passing attempts and eight or fewer INTs, the most in NFL history ahead of Patriots QB Tom Brady (three) and nine QBs (one).

• Has been named the NFL's Most Valuable Player by *The Associated Press* twice in his career (2011, 2014), one of only eight players in league history to win the award multiple times.

• Is the only quarterback in league history to record a 100-plus passer rating in six consecutive seasons (2009-14), with no other QB doing so

in more than four straight seasons. Has posted a 100-plus rating in seven seasons (2009-14, 2016), the most in NFL annals.

• Is one of only four QBs in NFL annals with 35,000-plus passing yards and 2,500-plus rushing yards (Fran Tarkenton, John Elway, Donovan McNabb).

• Is the lone QB in NFL history to throw 40-plus TD passes with seven or fewer INTs in a season, having done it twice in his career (45/6 in 2011, 40/7 in 2016).

• In 142 career regular-season starts (since 2008), has posted 52 games with 300-plus passing yards (No. 3 in the NFL over that span), 82 without an interception (No. 1, min. 15 attempts) and 78 with a 100-plus passer rating (No. 2).

• Has been selected to the Pro Bowl in six of the last eight seasons (2009, 2011-12, 2014-16).

• In the franchise record books, holds seven of the top eight single-season marks for passer rating (2009-14, 2016), four of the top six for passing TDs (2011-12, 2014, 2016), six of the top seven for completion percentage (2010-14, 2016) and four of the top six for passing yards (2009, 2011, 2014, 2016).

2017 SEASON: Has started seven games on the season and has completed 154 of 238 passes (64.7 percent) for 1,675 yards and 16 TDs with six INTs for a 97.2 passer rating...Through Week 6, was tied for No. 2 in the league in TD passes (13) and ranked No. 2 in TD percentage (6.7)...Has added 126 rushing yards on 24 carries (5.3 avg.)...Was placed on injured reserve on Oct. 20 (collarbone) and was sidelined for seven games (Week 7, Weeks 9-14) before being activated on Dec. 16.

►**Vs. Seattle (Sept. 10):** Threw for 311 yards and a TD with one INT on 28-of-42 passing for an 86.5 rating...It marked his fifth 300-yard passing game in his last seven home openers...Dating back to last season, it also marked his third straight 300-yard passing effort, which is tied for the second-longest streak in team history behind his own streak of four games in 2011...Was his 50th career 300-yard passing game, second in franchise history to only Brett Favre (55)...Late in the third quarter, found WR Jordy Nelson for a 32-yard TD pass down the middle of the field on a free play for the Packers (12 men on the field for Seattle)...Completed 6 of 9 passes on third down for 109 yards and a TD for a 145.1 passer rating...Added 21 rushing yards on seven carries (3.0 avg.)...Saw his streak of consecutive attempts without an INT end at 251, the second-longest streak in franchise history behind only QB Bart Starr (294, 1964-65).

►**At Atlanta (Sept. 17):** Connected on 33 of 50 passes for 343 yards and two TDs with one INT for a 90.7 passer rating...Threw his 300th career TD pass, a 1-yard left-handed shovel pass to RB Ty Montgomery in the fourth quarter, to become the fastest to 300 TD passes in league history by doing so on his 4,742nd career attempt (Peyton Manning, 5,306 attempts) and in his 144th career game (Manning and Dan Marino, 157 games)...Also set the NFL mark for the fewest career INTs at the time of his 300th TD pass with 74, easily besting the previous mark of 115 INTs by Brady...Became just the 11th QB in NFL history to throw 300-plus TD passes as he moved into a tie for No. 10 in league history with John Elway (300)...Dating back to last season, it marked his fourth straight game with 27-plus completions, tied with Favre (Weeks 2-5, 2007) for the longest streak in team history...Earlier in the fourth quarter, found WR Davante Adams down the left sideline for a 33-yard TD on fourth-and-7...Registered his fourth straight 300-yard passing game, which tied the franchise mark he set in 2011...Posted his 11th multi-TD passing game in his last 13 contests.

►**Vs. Cincinnati (Sept. 24):** Posted his fifth consecutive 300-yard passing game, a franchise record as he surpassed his own mark of four straight games in 2011...Connected on 28 of 42 passes for 313 yards and three TDs with one INT for a 102.6 rating...Has now posted 300-plus passing yards in each of the first three games of the season for the first time in his career...It marked his fifth straight game with 27-plus completions, a franchise record as he bested Favre's mark of four straight in 2007 (Weeks 2-5)...Posted a 122.5 passer rating in the second half/OT, completing 19 of 27 passes for 240 yards and two TDs with no INTs...Posted his first career win against the Bengals, giving him a victory against all 31 other teams in the league...His first TD pass came on the opening drive, a 1-yard throw to a wide-open TE Lance Kendricks off a play-action fake...Threw two TD passes to WR Jordy Nelson, with the second one capping off a 12-play, 75-yard drive that tied the game at 24 and sent it to overtime...Completed

nine passes on the game-tying drive, rolling out to his right on the TD to Nelson as he completed the pass near the pylon just past the outstretched arms of CB Dre Kirkpatrick...On the offense's opening drive in overtime, drew DE Michael Johnson offside on third down, giving the Packers a free play as he found WR Geronimo Allison down the sideline near the Cincinnati 45 before Allison cut it back and took it down the field for a 72-yard gain to the 7-yard line to set up K Mason Crosby's game-winning 27-yard FG two plays later...Added 23 rushing yards on four attempts (5.8 avg.).

►**Vs. Chicago (Sept. 28):** Threw four TD passes with no INTs on 18-of-26 passing for 179 yards and a 128.0 passer rating...It marked his fourth career game against the Bears with four-plus TD passes and zero INTs, one of two opponents he has done that against (Minnesota, four games)...According to the Elias Sports Bureau, he joined Brady (five games vs. Buffalo) as the only QBs in league history to have four or more games with four-plus TD passes/zero INTs vs. the same opponent...Joined QB Fran Tarkenton as the only QBs in NFL history to record four games with four-plus TD passes vs. Chicago...Threw two TD passes in the opening 6:04 of the game, the quickest he had thrown two TD passes in his career...Found Adams for a 5-yard score on the Packers' opening drive and then connected with WR Randall Cobb for a 2-yard TD less than a minute later after a Green Bay takeaway...His final two TD passes came to Nelson, a 4-yarder late in the third quarter and then an 8-yard TD early in the fourth.

►**At Dallas (Oct. 8):** Threw for 221 yards and three TDs on 19-of-29 passing (65.5 percent), his third straight game with three-plus TD passes...Helped lead the Packers to a 35-31 victory after trailing 21-6 late in the first half, the second time in three games that the Packers overcame a deficit of 14-plus points (first time since 1989)...Capped off Green Bay's opening drive with a 10-yard TD pass to Adams in the back corner of the end zone, the fourth straight game the Packers have scored a TD on their opening possession...On the first play of the fourth quarter, ran a play-action fake and found a wide-open Nelson in the back of the end zone for a 10-yard TD...Led the offense on a nine-play, 75-yard game-winning drive in just 1:02...On third-and-8 from the Dallas 30, broke a tackle attempt by DE Benson Mayowa and then outran DE David Irving as he took it down the left sideline for an 18-yard run to the Dallas 12...Two plays later, found Adams for a 12-yard TD on a back-shoulder throw over CB Jourdan Lewis with 11 seconds remaining to give Green Bay the win...Earned NFC Offensive Player of the Week honors for his performance, the 16th time in his career that he has won the award and the eighth consecutive season that he has earned the honor at least one time.

►**At Minnesota (Oct. 15):** Started and completed 2 of 4 passes for 18 yards, but sustained a broken right collarbone on the second series on a hit from LB Anthony Barr after he released the ball as he rolled out to his right.

►**At Carolina (Dec. 17):** Returned to action after missing the previous seven games, completing 26 of 45 passes for 290 yards and three TDs with three INTs for a 71.5 rating...On the final play of the first quarter, found Adams over the middle for a 13-yard TD pass...Late in the first half, rolled to his right and got rid of the ball before being hit by DEs Wes Horton and Mario Addison, connecting with Cobb at the Carolina 23 before he took it the rest of the way for a 33-yard TD...Found TE Richard Rodgers over the middle for a 24-yard TD pass with 2:43 remaining in the game...Added 43 rushing yards on six carries (7.2 avg.), picking up three first downs.

82 Richard Rodgers, TE, 4th Year, California

- Is one of only two tight ends in franchise history (Bubba Franks) to register 20-plus catches in each of his first three seasons (2014-16) in the NFL.
- Has not missed a game in his NFL career, appearing in all 62 regular-season games and seven postseason contests since joining the Packers in 2014.
- Had 58 receptions in 2015, becoming just the fourth TE in team history to record 55-plus receptions in a season (Paul Coffman, Jermichael Finley, Jackie Harris).
- Was one of only four TEs in the league in '15 to register 55-plus catches, 500-plus receiving yards and eight or more TD receptions (Rob Gronkowski, Jordan Reed, Gary Barnidge).

2017 SEASON: Has played in all 14 games with one start and has 12 catches for 160 yards (13.3 avg.) and a TD.

►**Vs. Seattle (Sept. 10):** Appeared on five plays on offense and three on special teams.

►**At Atlanta (Sept. 17):** Played 10 snaps on offense, recording two catches for 22 yards (11.0 avg.)...On Green Bay's opening possession, came out of the backfield and across the field to catch a short pass from QB Aaron Rodgers and pick up 14 yards on third-and-7.

►**Vs. Cincinnati (Sept. 24):** Appeared on 10 plays on offense and 11 on special teams.

►**Vs. Chicago (Sept. 28):** Played 10 snaps on offense and eight on special teams.

►**At Dallas (Oct. 8):** Played six snaps on offense and made a leaping 16-yard catch over CB Orlando Scandrick in the second quarter.

►**At Minnesota (Oct. 15):** Appeared on 11 plays on offense and seven on special teams.

►**Vs. New Orleans (Oct. 22):** Played six snaps on offense and seven on special teams.

►**Vs. Detroit (Nov. 6):** Appeared on 33 plays on offense and registered a 5-yard reception.

►**At Chicago (Nov. 12):** Played 32 snaps on offense and posted an 8-yard reception...Helped block for an offense that registered 160 rushing yards on 37 carries (4.3 avg.).

►**Vs. Baltimore (Nov. 19):** Appeared on 37 plays on offense and posted a 3-yard reception.

►**At Pittsburgh (Nov. 26):** Played 37 snaps and had a season-long 25-yard reception midway through the fourth quarter to start Green Bay's game-tying drive.

►**Vs. Tampa Bay (Dec. 3):** Appeared on 29 offensive plays and posted a 4-yard catch.

►**At Cleveland (Dec. 10):** Played 40 snaps on offense and seven on special teams.

►**At Carolina (Dec. 17):** Started his first game of the season with the Packers opening with two tight ends, appearing on 38 snaps and posting a season-high four receptions for a season-best 77 yards (19.3 avg.) and a TD...His 19.3-yard receiving average was a career high (min. four receptions)...Late in the fourth quarter, got behind LB Luke Kuechly to make a catch down the sideline from a scrambling Aaron Rodgers, picking up 36 yards to the Carolina 35...Five plays later, got past Kuechly again to make a 24-yard TD catch over the middle...Became the Green Bay tight end with 75-plus receiving yards in a game on four or fewer receptions since Jermichael Finley had three catches for 75 yards at Baltimore on Oct. 13, 2013.

24 Quinten Rollins, CB, 3rd Year, Miami (Ohio)

• Saw action in 13 games with a career-best 10 starts (four at LCB, six as the third CB) and posted 41 tackles (35 solo), an interception and 11 passes defended in 2016.

• Played in 14 games with four starts (two at LCB, two at RCB) in 2015, and his two interceptions (one returned for a TD) were tied for No. 3 on the team and tied for No. 4 among NFL rookies.

• Recorded two interceptions vs. St. Louis in Week 5 (2015), becoming the first Green Bay rookie to do so since Casey Hayward had two at Houston on Oct. 14, 2012. Returned the first interception 45 yards for a TD, becoming the first Packers rookie to record a pick-six since S Marques Anderson in 2002 (vs. Detroit, Nov. 10).

2017 SEASON: Played in the first six games with one start and registered 18 tackles (13 solo), a tackle for a loss, two QB hits, a fumble recovery and two passes defended...Posted three tackles (tied for No. 2 on the team) and a fumble recovery on special teams...Was placed on injured reserve (Achilles) on Oct. 16.

►**Vs. Seattle (Sept. 10):** Played 46 of 49 snaps on defense, tying for the team lead with a career-high nine tackles (six solo), including two tackles for a loss...Added a pass defended...Midway through the second quarter, came up to bring down TE Jimmy Graham for a 1-yard loss on a third-down reception as the Seahawks were forced to punt...Late in the second quarter, made a leaping deflection of a pass intended for Graham in the end zone with four seconds remaining to force Seattle to settle for a FG...Helped limit QB Russell Wilson to a 69.7 passer rating as he completed just 14 of 27 passes for 158 yards with no TDs.

► **At Atlanta (Sept. 17):** Started as the third CB, appearing on 34 snaps, and recorded three tackles (all solo).

► **Vs. Cincinnati (Sept. 24):** Led the team with two tackles and a fumble recovery on special teams...Late in the first half, blocked CB William Jackson into the returner, WR Alex Erickson, as Erickson muffed the catch and Rollins recovered the ball at the Cincinnati 33 as time expired in the half.

► **Vs. Chicago (Sept. 28):** Played 14 snaps on special teams and one on defense and registered a tackle on special teams.

► **At Dallas (Oct. 8):** Appeared on 29 plays on defense and registered five tackles, a tackle for a loss, a fumble recovery and a QB hit...Midway through the third quarter, came up the middle to tackle RB Ezekiel Elliott for a 2-yard loss...On the next play, tripped up WR Terrance Williams on a bubble screen 2 yards shy of the first-down marker on third-and-12 to force a Dallas punt...Was credited with a fumble recovery on the final play of the game when he recovered a lateral thrown by Cowboys C Travis Frederick.

► **At Minnesota (Oct. 15):** Appeared on 22 plays on defense before sustaining an Achilles injury midway through the second quarter, one that would sideline him for the remainder of the game...Late in the first quarter, dove to break up a QB Case Keenum pass intended for WR Michael Floyd near the sideline...Added an assisted tackle and a QB hit.

47 Jake Ryan, LB, 3rd Year, Michigan

• Set career highs with 10 starts and 84 tackles (No. 2 on the team) in 2016.

• Started all three postseason games in 2016 and was tied for No. 2 on the team with 16 tackles (10 solo).

• Played in 14 games with five starts as a rookie, opening at BLB for the final five contests. Registered 47 tackles (32 solo) and a fumble recovery on defense and six tackles on special teams.

2017 SEASON: Has played in 13 games with 10 starts and has registered 70 tackles (53 solo), three tackles for a loss, a forced fumble, a fumble recovery, a pass defensed, a QB pressure and two QB hits...Ranks No. 3 on the team in tackles...Has added a tackle on special teams.

► **Vs. Seattle (Sept. 10):** Started and played five snaps on defense, recording two tackles (one solo), including a tackle for a loss...Late in the first quarter, brought down RB Eddie Lacy for a 2-yard loss on a run...Also saw 19 plays on special teams.

► **At Atlanta (Sept. 17):** Played 17 snaps on defense and posted five tackles (all solo).

► **Vs. Cincinnati (Sept. 24):** Inactive (hamstring/concussion).

► **Vs. Chicago (Sept. 28):** Started and played 42 snaps, recording five tackles (two solo), a fumble recovery, a pass defensed, a QB hit and a QB pressure...On Chicago's opening offensive play, recovered a QB Mike Glennon fumble at the Chicago 3 to set up a Green Bay TD, a fumble that was forced by LB Clay Matthews on a sack at the Chicago 14.

► **At Dallas (Oct. 8):** Started and played 37 snaps, ranking No. 2 on the team with a season-high nine tackles (seven solo).

► **At Minnesota (Oct. 15):** Started and appeared on 48 plays, finishing with nine tackles (five solo).

► **Vs. New Orleans (Oct. 22):** Started, but was limited to just 24 snaps as he left the game in the third quarter due to a migraine...Registered two tackles (one solo).

► **Vs. Detroit (Nov. 6):** Played 18 snaps on defense and registered two tackles (both solo) and a forced fumble, the first of his career...Ripped the ball out from RB Ameer Abdullah on a third-quarter run, forcing a fumble that was recovered by CB Damarius Randall at the Green Bay 27.

► **At Chicago (Nov. 12):** Started and played 29 snaps, finishing with five tackles (four solo) and helping limit the Bears to just 55 rushing yards on 17 attempts (3.2 avg.)...Added a tackle on special teams.

► **Vs. Baltimore (Nov. 19):** Started and appeared on 45 plays, recording eight tackles (all solo)...Late in the first quarter on a third-and-2 at the Green Bay 11, came up to bring down RB Alex Collins for a 3-yard loss on a run to the right as the Ravens were forced to settle for a field goal...Helped limit the Ravens to just 58 rushing yards on 26 carries (2.2 avg.).

► **At Pittsburgh (Nov. 26):** Started and played 52 snaps, recording seven tackles (five solo).

► **Vs. Tampa Bay (Dec. 3):** Started and played 43 snaps before leaving the game early in the fourth quarter due to a neck injury...Posted his first career sack, coming up to bring down QB Jameis Winston for a 1-yard loss late in the second quarter...Matched his career high with 10 tackles (nine solo) and added a QB hit.

► **At Cleveland (Dec. 10):** Started and appeared on 44 defensive plays, registering six tackles (four solo).

► **At Carolina (Dec. 17):** Played 12 snaps on special teams after being limited during the week due to a knee injury.

78 Jason Spriggs, T, 2nd Year, Indiana

• Played in all 16 games with two starts (at right guard) as a rookie in 2016. Also saw time at both tackle spots last season.

• Was the only Green Bay rookie on the offensive side of the ball to appear in all 16 regular-season contests last season.

2017 SEASON: Has played in six games with four starts...Was placed on injured reserve on Sept. 21 and was activated from injured reserve; designated for return on Nov. 18.

► **Vs. Seattle (Sept. 10):** Appeared on one play on special teams.

► **At Atlanta (Sept. 17):** Inactive due to a hamstring injury he sustained in Week 1 vs. Seattle.

► **Vs. Baltimore (Nov. 19):** Took over at RT late in the third quarter for an injured Justin McCray (knee) and played the final 22 snaps on offense.

► **At Pittsburgh (Nov. 26):** Started at RT for the first time in his career, playing all 55 snaps and helping to protect Hundley as he posted a career-high 134.3 passer rating by connecting on 17 of 26 passes for 245 yards and three TDs with no INTs.

► **Vs. Tampa Bay (Dec. 3):** Started at RT and played all 55 snaps, helping the offense register a season-high 199 rushing yards and two TDs on 29 carries (6.9 avg.)...Blocked for rookie RB Jamaal Williams, who registered a career-high 113 yards and a TD on the ground on 21 attempts (5.4 avg.)...Also helped Hundley rush for a career-high 66 yards, the first time in franchise history (since 1933) that the Packers had a 100-yard rusher and a QB rush for 65-plus yards in the same game...Helped clear holes for the Packers to rush for 128 yards on 16 attempts (8.0 avg.) on first down.

► **At Cleveland (Dec. 10):** Started at RT and played all 76 snaps, helping protect Hundley as he was only sacked once on the afternoon and completed a career-high 35 of 46 passes (76.1 percent) for 265 yards and three TDs with no INTs for a 111.2 rating...Part of an offense that converted 8 of 10 third downs in the second half/overtime.

► **At Carolina (Dec. 17):** Started at RT and played all 70 snaps, helping to block for Rodgers as he threw for 290 yards and three TDs with three INTs on 26-of-45 passing...Helped the Packers rush for 120 yards on 19 attempts (6.3 avg.), the team's first game with 120-plus rushing yards on fewer than 20 attempts since Oct. 18, 2015, vs. San Diego (17-133).

65 Lane Taylor, G, 5th Year, Oklahoma State

• Started a career-high 16 games at LG last season, one of three Green Bay linemen (David Bakhtiari, Bryan Bulaga) to open every game in 2016.

• Made his first career starts in 2015, opening at RG at Detroit in Week 13 in place of an injured T.J. Lang and at LG in Week 17 vs. Minnesota with Josh Sitton sliding to LT in place of an injured Bakhtiari.

• Played in all 16 contests in 2014, seeing limited action on offense at both guard spots and as an extra lineman, and on special teams.

• Was one of three rookie free agents to make Green Bay's opening-day roster in 2013.

2017 SEASON: Has started all 13 games he has appeared in, opening 11 at LG and two at LT...Has helped the offense rank No. 3 in red-zone scoring (64.1 percent), tied for No. 7 in rushing TDs (13) and tied for No. 5 in 10-play drives (28)...Part of an offense that has posted four 160-yard rushing games, tied for No. 6 in the NFL.

► **Vs. Seattle (Sept. 10):** Started at LG and played all 82 snaps, helping the offense rack up 26 first downs, the top mark by the Packers in a season opener since 2002 (29 vs. Atlanta), and a 39:13 time of possession, the best mark by Green Bay since Week 7 last season vs. Chicago (39:36)...Helped protect QB Aaron Rodgers as he threw for 311 yards and a TD on 28-of-42 passing.

► **At Atlanta (Sept. 17):** Started at LG and played all 76 snaps, helping

to protect QB Aaron Rodgers as he threw for 343 yards and two TDs on 33-of-50 passing.

►**Vs. Cincinnati (Sept. 24):** Started at LG and played 68 of 70 snaps, departing the game for two plays late in the first half due to injury...Helped to block for Rodgers as he posted his franchise-record fifth consecutive 300-yard passing game with 313 yards and three TDs with one INT on 28-of-42 passing for a 102.6 passer rating.

►**Vs. Chicago (Sept. 28):** Started at LT for the first time in his career, opening in place of an injured David Bakhtiari (hamstring)...Played all 55 snaps, helping to block for Rodgers as he threw a season-high four TD passes on 18-of-26 passing for 179 yards.

►**At Dallas (Oct. 8):** Started at LT for the second straight game and played all 60 snaps, helping the offense rack up a season-high 160 rushing yards on 25 carries (6.4 avg.), highlighted by a 125-yard effort from rookie RB Aaron Jones on 19 attempts (6.6 avg.)...It marked just the second time in the past 14 seasons (Week 15 at Chicago in 2016) that the Packers rushed for 160-plus yards on 25 or fewer carries...Also helped protect Rodgers as he threw three TD passes, his third straight game with three-plus TD passes.

►**At Minnesota (Oct. 15):** Started at LG, but was limited to just 15 snaps before sustaining a knee/ankle injury early in the second quarter that would sideline him for the remainder of the game.

►**Vs. New Orleans (Oct. 22):** Inactive (ankle).

►**Vs. Detroit (Nov. 6):** Started at LG and played all 59 snaps, helping to protect QB Brett Hundley as he completed 26 of 38 passes for 245 yards.

►**At Chicago (Nov. 12):** Started at LG and played all 66 snaps, helping the offense rush for 160 yards on 37 carries (4.3 avg.), the most rushing yards allowed by the Bears on the season...Blocked LB Christian Jones to help spring RB Ty Montgomery on his 37-yard TD run early in the second quarter...Helped protect Hundley as he completed 18 of 25 passes for 212 yards and a TD for a 110.8 passer rating.

►**Vs. Baltimore (Nov. 19):** Started at LG and played all 67 snaps.

►**At Pittsburgh (Nov. 26):** Started at LG and played all 55 snaps, helping to protect Hundley as he posted a career-high 134.3 passer rating by connecting on 17 of 26 passes for 245 yards and three TDs with no INTs.

►**Vs. Tampa Bay (Dec. 3):** Started at LG and played all 55 snaps, helping the offense register a season-high 199 rushing yards and two TDs on 29 carries (6.9 avg.)...Blocked for rookie RB Jamaal Williams, who registered a career-high 113 yards and a TD on the ground on 21 attempts (5.4 avg.)...Also helped Hundley rush for a career-high 66 yards, the first time in franchise history (since 1933) that the Packers had a 100-yard rusher and a QB rush for 65-plus yards in the same game...Helped clear holes for the Packers to rush for 128 yards on 16 attempts (8.0 avg.) on first down.

►**At Cleveland (Dec. 10):** Started at LG and played all 76 snaps, helping protect Hundley as he was only sacked once on the afternoon and completed a career-high 35 of 46 passes (76.1 percent) for 265 yards and three TDs with no INTs for a 111.2 rating...Part of an offense that converted 8 of 10 third downs in the second half/overtime.

►**At Carolina (Dec. 17):** Started at LG and played all 70 snaps, helping to block for Rodgers as he threw for 290 yards and three TDs with three INTs on 26-of-45 passing...Helped the Packers rush for 120 yards on 19 attempts (6.3 avg.), the team's first game with 120-plus rushing yards on fewer than 20 attempts since Oct. 18, 2015, vs. San Diego (17-133).

48 Joe Thomas, LB, 3rd Year, South Carolina State

• In 2016, set career highs in games played (16), starts (seven), total tackles (77, No. 4 on the team), solo tackles (62) and passes defended (eight), while also registering the first interception and fumble recovery of his career.

• Played in all three 2016 postseason contests with two starts, tying for No. 4 on the team with 13 total tackles.

• Was with the Packers during the 2015 offseason and preseason before being waived on Sept. 5, 2015. Was signed to Green Bay's 53-man roster on Sept. 21, 2015, from the Dallas Cowboys' practice squad and played in 14 games and both postseason contests.

• Entered the league with the Packers as an undrafted free agent in May 2014. Was on Green Bay's practice squad for the final eight games of the 2014 regular season and both playoff contests.

2017 SEASON: Has played in 10 games with one start, seeing time on

defense and special teams...Has posted three tackles (all solo), a half-sack and a pass defended...Has added two tackles on special teams.

►**Vs. Seattle (Sept. 10):** Appeared on five plays on defense and 19 on special teams.

►**At Atlanta (Sept. 17):** Played 14 snaps on defense and 19 on special teams...On Atlanta's second series, eluded a block from RB Tevin Coleman to get to QB Matt Ryan for a shared 11-yard sack with LB Clay Matthews on third down...Finished with two tackles (both solo).

►**Vs. Cincinnati (Sept. 24):** Appeared on 14 plays on defense and posted a tackle on special teams.

►**Vs. Chicago (Sept. 28):** Played five snaps on defense and eight on special teams before departing the game in the second quarter due to an ankle injury...On a third-and-17 early in the second quarter, ran down the seam to make a leaping breakup of a QB Mike Glennon pass intended for WR Joshua Bellamy at the Green Bay 1-yard line, forcing a Chicago punt.

►**At Dallas (Oct. 8):** Inactive (ankle).

►**At Minnesota (Oct. 15):** Inactive (ankle).

►**Vs. New Orleans (Oct. 22):** Inactive (ankle).

►**Vs. Detroit (Nov. 6):** Inactive (ankle).

►**At Chicago (Nov. 12):** Returned to action after missing four games, appearing on 12 plays on special teams.

►**Vs. Baltimore (Nov. 19):** Played 18 snaps on special teams.

►**At Pittsburgh (Nov. 26):** Appeared on 18 plays on special teams.

►**Vs. Tampa Bay (Dec. 3):** Played 10 snaps on defense and 19 on special teams...Registered a solo tackle on defense.

►**At Cleveland (Dec. 10):** Appeared on 18 plays on special teams.

►**At Carolina (Dec. 17):** Started at inside LB, appearing on 59 of 75 snaps and tying for the team lead with a season-high eight tackles (three solo)...Early in the fourth quarter, brought down QB Cam Newton for a 3-yard loss on a run to the right...Added a tackle on special teams.

8 Justin Vogel, P, Rookie, Miami

• Signed by Green Bay as an undrafted free agent in May 2017.

• Appeared in 39 games over three seasons at Miami, posting a 43.0-yard gross average on 183 punts.

• Ranked No. 2 in the Atlantic Coast Conference as a senior in 2016 with a career-high 43.8-yard gross average.

2017 SEASON: Has played in all 14 games and has registered a 45.0-yard gross average and a 42.6-yard net average on 59 punts with 17 inside the 20...Ranks No. 4 in the league in net punting average and opponent punt-return average (4.9)...Has added a tackle on special teams.

►**Vs. Seattle (Sept. 10):** Punted five times in his NFL debut, posting a 43.8-yard gross average with a 42.4-yard net average...Had a long punt of 57 yards in the second quarter and placed one punt inside the 20...On five punts, allowed only one return for 7 yards by WR Tyler Lockett...Became the first undrafted rookie to punt for the Packers in a regular-season game since Chris Hanson in 1999 (Week 1 vs. Oakland).

►**At Atlanta (Sept. 17):** Punted three times on the evening, recording a 39.7-yard average for gross and net with one inside the 20.

►**Vs. Cincinnati (Sept. 24):** Posted a 49.3-yard gross average and a 44.2-yard net average on six punts, including two punts inside the 20...Booted a 61-yarder in the second quarter...Added punts of 54, 53, 51 and 50 yards, giving him five punts of 50-plus yards in the game...Posted a tackle on punt coverage.

►**Vs. Chicago (Sept. 28):** Registered a career-best (min. four punts) 46.2-yard net average (47.6-yard gross) on five punts, highlighted by a career-long 62-yard punt in the first quarter that was fair caught at the Chicago 15...His net average was tied for the sixth-best posted by a Green Bay punter in a game since 1976 (min. four punts)...Became the first Green Bay punter since Tim Masthay in 2013 to record a 60-yard punt in back-to-back games.

►**At Dallas (Oct. 8):** Recorded a 49.0-yard net average and a 48.5-yard gross average on two punts, highlighted by his 59-yard punt in the fourth quarter that was covered for a 1-yard loss by WR Jeff Janis at the Dallas 12, helping to set up CB Damarious Randall's 21-yard INT return for a touchdown two plays later.

►**At Minnesota (Oct. 15):** Posted a 44.7-yard net average on six punts with a career-high four inside the 20-yard line, the most by a Green Bay punter since Tim Masthay registered five inside the 20 vs. Minnesota on

Oct. 2, 2014.

►**Vs. New Orleans (Oct. 22):** Registered a 46.2-yard net average and a 47.6-yard gross average on five punts, his fifth straight game with a net average of 44-plus yards...Posted a 60-yard punt, his fifth straight game with at least one punt of 55-plus yards.

►**Vs. Detroit (Nov. 6):** Punted three times and posted a 42.7-yard gross average and a net average of 39.7 yards with one punt inside the 20.

►**At Chicago (Nov. 12):** Posted a 40.0-yard gross average and a 38.0-yard net average on four punts with one inside the 20.

►**Vs. Baltimore (Nov. 19):** Punted five times on the afternoon, posting a 40.4-yard gross average with a 34.8-yard net average.

►**At Pittsburgh (Nov. 26):** Registered a 48.2-yard gross average with a net average of 46.4 yards on five punts...His 46.4-yard net average was a career high (min. four punts) and the sixth-best mark posted by a Green Bay punter in a game since 1976.

►**Vs. Tampa Bay (Dec. 3):** Posted a 42.3-yard net average and a gross average of 45.3 yards on four punts.

►**At Cleveland (Dec. 10):** Punted four times on the afternoon, recording a 47.8-yard gross average and a net average of 41.5 yards with one punt inside the 20...Posted his first touchback of the season, snapping a streak of 56 consecutive punts without a touchback.

►**At Carolina (Dec. 17):** Punted two times on the afternoon (41.0-yard avg, 38.5-yard net avg.) and placed both inside the 20, including a 32-yard punt in the second quarter that was downed at the Carolina 5.

35 Jermaine Whitehead, S, 1st Year, Auburn

• Played in two games for Green Bay in 2016, seeing action on special teams.

• Was on the Packers' practice squad for the other 14 regular-season games and three playoff contests last season.

• Entered the league with the 49ers in May 2015 as an undrafted free agent. Spent most of his rookie campaign on San Francisco's practice squad before being signed to Baltimore's active roster in December 2015. Was inactive for the final two games of that season with the Ravens.

2017 SEASON: Has played in eight games, seeing time on defense and special teams...Has registered six tackles (three solo) on defense and six tackles on special teams (No. 2 on the team)...Was on Green Bay's practice squad for the first six games before being signed to the active roster on Oct. 21.

►**Vs. New Orleans (Oct. 22):** Appeared on one play on defense and 11 on special teams in his season debut.

►**Vs. Detroit (Nov. 6):** Played 10 snaps on special teams.

►**At Chicago (Nov. 12):** Saw 12 snaps of action on defense and 14 on special teams...Posted a solo tackle on defense and a tackle on special teams.

►**Vs. Baltimore (Nov. 19):** Appeared on 11 plays on defense and 23 on special teams...Recorded an assisted tackle on defense.

►**At Pittsburgh (Nov. 26):** Played three snaps on defense and 20 on special teams...Posted a tackle on special teams.

►**Vs. Tampa Bay (Dec. 3):** Appeared on a season-high 23 plays on defense and 22 on special teams...Registered two tackles (one solo) on defense and led the team with a career-high two tackles on special teams...

In the second quarter, fielded a Bryan Anger punt at the Tampa Bay 45 that had been deflected by LB Kyler Fackrell, setting the offense up with field position that led to a RB Jamaal Williams 1-yard TD run.

►**At Cleveland (Dec. 10):** Played 15 snaps on defense and 18 on special teams...Kept Green Bay's opening drive alive by running for 7 yards on a fake punt to convert a fourth-and-2...Took the snap from LS Brett Goode and ran to the left, stiff-arming DB Darius Hillary on his way to a 7-yard gain to the Cleveland 47...Posted a solo tackle on defense and added a tackle on special teams.

►**At Carolina (Dec. 17):** Played 16 snaps on defense and 22 on special teams...Downed a Justin Vogel punt at the Carolina 5 in the second quarter and registered a tackle on special teams...Also recorded an assisted tackle on defense.

30 Jamaal Williams, RB, Rookie, Brigham Young

• Finished his career at Brigham Young as the school's all-time leader in rushing yards (3,901), rushing attempts (726) and 100-yard rushing games (16).

• Is one of only four players in school history to register multiple 1,000-yard rushing seasons, posting 1,233 yards in 2013 and a career-best 1,375 yards in 2016.

• Ranked No. 5 in the nation in 2016 in rushing yards per game (137.5) and registered six 100-yard rushing games, including two with 200-plus yards.

2017 SEASON: Has played in all 14 games with five starts, seeing time on offense and special teams...Has rushed for 416 yards and four TDs on 116 carries (3.6 avg.) and has made 22 receptions for 231 yards (10.5 avg.) and two TDs...Posted 471 yards from scrimmage in Weeks 11-14, No. 3 among NFL running backs over that span behind only Steelers RB Le'Veon Bell (593) and Saints RB Alvin Kamara (477)...Scored five TDs in Weeks 12-14, tied with Panthers RB Jonathan Stewart for the most in the league over that span...Has posted a rushing TD/receiving TD in two games this season, joining Kamara and Chiefs RB Kareem Hunt as the only rookies in the league to accomplish that feat this season...Has also registered two tackles on special teams.

►**Vs. Seattle (Sept. 10):** Had two carries for 9 yards (4.5 avg.) in his NFL debut.

►**At Atlanta (Sept. 17):** Rushed for 6 yards on two carries (3.0 avg.) and posted a 5-yard reception in the fourth quarter, the first catch of his NFL career.

►**Vs. Cincinnati (Sept. 24):** Played five snaps on offense and posted a 6-yard run.

►**Vs. Chicago (Sept. 28):** Rushed for 11 yards on four carries (2.8 avg.) with a 2-yard reception before leaving the game early in the second quarter due to a knee injury and did not return.

►**At Dallas (Oct. 8):** Had one carry for 1 yard.

►**At Minnesota (Oct. 15):** Played nine snaps on special teams.

►**Vs. New Orleans (Oct. 22):** Appeared on 11 plays on special teams.

►**Vs. Detroit (Nov. 6):** Posted the first TD of his career, scoring on a 1-yard run up the middle on the final play of the game...Also had two receptions for 31 yards (15.5 avg.), including an 18-yard catch on a screen pass on the final drive.

►**At Chicago (Nov. 12):** Saw the most significant action of his career with RBs Aaron Jones (knee) and Ty Montgomery (ribs) sustaining injuries in the first half...Led the team with a career-best 67 rushing yards on a career-high 20 carries (3.4 avg.), with all of his attempts coming in the second half...His 20 carries were the most by a Packer on the season and the most by a Packer in a half since RB Darick Holmes had 21 carries in the second half at the N.Y. Giants on Nov. 15, 1998...Picked up four first downs on the afternoon on the ground and added a 7-yard reception...Also posted a career-high two tackles on special teams.

►**Vs. Baltimore (Nov. 19):** Made his first NFL start, opening the game with RBs Ty Montgomery (ribs) and Aaron Jones (knee) sidelined due to injuries...Led the team with 57 rushing yards on 18 carries (3.2 avg.) and added a career-high four receptions for 38 yards (9.5 avg.), including a 16-yard catch in the first quarter and a 14-yard grab in the third quarter...His 95 yards from scrimmage were a career high.

►**At Pittsburgh (Nov. 26):** Started for the second straight week, posting 66 yards and a TD on 21 carries (3.1 avg.) with four catches for a career-high 69 yards (17.3 avg.) and a TD...Became only the second rookie in team history (RB Travis Williams, vs. Pittsburgh, Dec. 17, 1967) to have 65-plus rushing yards and a TD and 65-plus receiving yards and a TD in a game...His 135 yards from scrimmage were a career high and his five rushing first downs were a career best...Late in the first quarter, caught a screen pass from QB Brett Hundley and took it for a 54-yard TD, the longest TD catch by a Green Bay rookie RB since FB Jessie Clark scored on a 75-yard catch vs. Tampa Bay on Oct. 2, 1983...Late in the fourth quarter, scored on a 4-yard run up the middle that would tie the game at 28.

►**Vs. Tampa Bay (Dec. 3):** Led the offense with a career-high 113 rushing yards and a TD on 21 carries (5.4 avg.) and added two catches for 10 yards (5.0 avg)...Became the first Green Bay rookie to register 120-plus yards from scrimmage in back-to-back games since RB John Brockington in 1971...Posted seven carries of 8-plus yards, highlighted by his career-

long 25-yard run in the second quarter when he bounced it out to the left and took it down the sideline, stiff-arming CB Ryan Smith toward the end of the run for extra yardage to the Tampa Bay 20...Four plays later, scored on a 1-yard TD run, giving him three TDs (two rushing, one receiving) in his last two games...On Green Bay's game-winning drive in OT, posted a 9-yard carry to the Tampa Bay 32 and then picked up 12 yards on a pass in the flat on the next play to help set up RB Aaron Jones' 20-yard TD run.

►**At Cleveland (Dec. 10):** Started for the fourth straight week, racking up 118 yards from scrimmage as he became the first Green Bay rookie since Billy Howton in 1952 to register 115-plus yards from scrimmage in three consecutive games...Led the team with 49 rushing yards and a TD on 15 carries (3.3 avg.) and caught a career-high seven passes for 69 yards (9.9 avg.) and a TD...The receiving-yardage total matched his career high...Became the first rookie in team history to register a rushing TD/receiving TD twice in a season...On Green Bay's opening series, was split out wide to the right against CB Jason McCourty, getting behind him down the sideline as the Browns blew a coverage and he hauled in a 30-yard TD...Early in the fourth quarter, scored from 1 yard out on third down, taking it around the right end untouched for the TD...The two TDs gave him five over the past three games, the most by a Green Bay rookie over a three-game span since RB Gerry Ellis registered five TDs in 1980 (Weeks 9-11).

►**At Carolina (Dec. 17):** Started and rushed for 30 yards on 10 carries (3.0 avg.), picking up four first downs.

National Football League Game Summary

NFL Copyright © 2017 by The National Football League. All rights reserved. This summary and play-by-play is for the express purpose of assisting media in their coverage of the game; any other use of this material is prohibited without the written permission of the National Football League. Updated: 12/18/2017

Date: Sunday, 12/17/2017

Green Bay Packers at Carolina Panthers

at Bank of America Stadium, Charlotte, North Carolina

Start Time: 1:02 PM EST

Game Day Weather

Game Weather: Party Cloudy
Played Outdoors on Turf: Natural Grass

Temp: 51° F (10.6° C) Humidity: 55%, Wind: SSW 5 mph

Officials

Referee: Wrolstad, Craig (4)	Umpire: Anderson, Barry (20)	Down Judge: Hittner, Mark (28)
Line Judge: Mapp, Julian (10)	Field Judge: Zimmer, Steve (33)	Side Judge: Lamberth, Jeff (21)
Back Judge: Dyer, Lee (27)	Replay Official: Nemmers, Larry (0)	

Lineups

Green Bay Packers			Carolina Panthers		
Offense		Defense	Offense		Defense
WR 87 J.Nelson		NT 97 K.Clark	WR 17 D.Funchess		DE 90 J.Peppers
LT 69 D.Bakhtiari		DT 76 M.Daniels	LT 75 M.Kalil		DT 98 S.Lotulelei
LG 65 L.Taylor		LOLB 52 C.Matthews	LG 68 A.Norwell		DT 99 K.Short
C 63 C.Linsley		ILB 48 J.Thomas	C 67 R.Kalil		DE 97 M.Addison
RG 73 J.Evans		ILB 50 B.Martinez	RG 65 A.Silatolu		LB 42 C.Jones
RT 78 J.Spriggs		ROLB 53 N.Perry	RT 60 D.Williams		MLB 59 L.Kuechly
TE 84 L.Kendricks		RCB 28 J.Hawkins	TE 88 G.Olsen		WLB 58 T.Davis
TE 82 R.Rodgers		LCB 23 D.Randall	WR 19 R.Shepard		LCB 24 J.Bradberry
QB 12 A.Rodgers		SS 42 M.Burnett	QB 1 C.Newton		RCB 26 D.Worley
RB 30 J.Williams		FS 21 H.Clinton-Dix	RB 22 C.McCaffrey		SS 29 M.Adams
WR 17 D.Adams		S 27 J.Jones	WR 18 D.Byrd		FS 20 K.Coleman

Substitutions

K 2 M.Crosby, P 8 J.Vogel, WR 11 T.Davis, WR 18 R.Cobb, FB 22 A.Ripkowski, S 25 M.Evans, RB 32 D.Mays, RB 33 A.Jones, S 35 J.Whitehead, CB 41 L.Pipkins, CB 44 D.Brown, LB 45 V.Biegel, LB 47 J.Ryan, LB 51 K.Fackrell, LB 55 A.Brooks, LS 61 B.Goode, G 62 L.Patrick, WR 81 G.Allison, WR 83 J.Janis, DT 91 Q.Dial, DE 94 D.Lowry

Substitutions

P 5 M.Palardy, K 9 G.Gano, WR 11 B.Bersin, WR 12 K.Clay, CB 23 L.Gunter, CB 27 K.Seymour, RB 28 J.Stewart, S 31 J.Byrd, RB 34 C.Artis-Payne, RB 43 F.Whittaker, LS 44 J.Jansen, LB 53 B.Jacobs, LB 55 D.Mayo, LB 56 S.Paysinger, LB 57 A.Gachkar, T 72 T.Moton, G 73 G.Van Roten, TE 82 C.Manhertz, TE 84 E.Dickson, DE 91 B.Cox, DT 92 V.Butler, DT 93 K.Love, DE 96 W.Horton

Did Not Play

QB 7 B.Hundley, FB 40 J.Kerridge, G 64 J.McCray

Did Not Play

QB 3 D.Anderson

Not Active

CB 31 D.House, DB 39 D.Goodson, T 74 U.John, G/T 77 A.Pankey, WR 89 M.Clark, DT 90 M.Adams, LB 98 C.Odom

Not Active

QB 4 G.Gilbert, FB 40 A.Armah, CB 41 C.Munnerlyn, LB 54 S.Thompson, C 69 T.Larsen, G 70 T.Turner, DE 77 Z.Moore

Field Goals (made () & missed)

M.Crosby	(28)	G.Gano	(33)				
		1	2	3	4	OT	Total
VISITOR:	Green Bay Packers	7	7	3	7	0	24
HOME:	Carolina Panthers	7	3	14	7	0	31

Scoring Plays

Team	Qtr	Time	Play Description (Extra Point) (Drive Info)	Visitor	Home
Panthers	1	5:57	C.McCaffrey 7 yd. pass from C.Newton (G.Gano kick) (15-85, 7:35)	0	7
Packers	1	0:00	D.Adams 13 yd. pass from A.Rodgers (M.Crosby kick) (11-75, 5:57)	7	7
Panthers	2	9:02	G.Gano 33 yd. Field Goal (12-61, 5:58)	7	10
Packers	2	0:26	R.Cobb 33 yd. pass from A.Rodgers (M.Crosby kick) (4-58, 1:29)	14	10
Panthers	3	11:34	G.Olsen 30 yd. pass from C.Newton (G.Gano kick) (7-73, 3:26)	14	17
Panthers	3	7:20	D.Byrd 9 yd. pass from C.Newton (G.Gano kick) (7-49, 3:28)	14	24
Packers	3	1:23	M.Crosby 28 yd. Field Goal (12-47, 3:51)	17	24
Panthers	4	12:24	D.Byrd 13 yd. pass from C.Newton (G.Gano kick) (8-75, 3:59)	17	31
Packers	4	2:43	R.Rodgers 24 yd. pass from A.Rodgers (M.Crosby kick) (6-76, 1:11)	24	31

National Football League Game Summary

NFL Copyright © 2017 by The National Football League. All rights reserved. This summary and play-by-play is for the express purpose of assisting media in their coverage of the game; any other use of this material is prohibited without the written permission of the National Football League.

Updated: 12/18/2017

Paid Attendance: 74,447

Time: 3:14

Green Bay Packers vs Carolina Panthers
12/17/2017 at Bank of America Stadium

Final Individual Statistics

Green Bay Packers

Carolina Panthers

RUSHING							RUSHING						
	ATT	YDS	AVG	LG	TD		ATT	YDS	AVG	LG	TD		
A.Jones	3	47	15.7	23	0	C.McCaffrey	12	63	5.3	15	0		
A.Rodgers	6	43	7.2	12	0	C.Newton	14	58	4.1	13	0		
J.Williams	10	30	3.0	9	0	J.Stewart	11	27	2.5	9	0		
						F.Whittaker	1	3	3.0	3	0		
Total	19	120	6.3	23	0	Total	38	151	4.0	15	0		

PASSING									PASSING								
	ATT	CMP	YDS	SK/YD	TD	LG	IN	RT		ATT	CMP	YDS	SK/YD	TD	LG	IN	RT
A.Rodgers	45	26	290	3/26	3	36	3	71.5	C.Newton	31	20	242	1/6	4	30	0	128.0
Total	45	26	290	3/26	3	36	3	71.5	Total	31	20	242	1/6	4	30	0	128.0

PASS RECEIVING							PASS RECEIVING						
	TAR	REC	YDS	AVG	LG	TD		TAR	REC	YDS	AVG	LG	TD
R.Cobb	14	7	84	12.0	33	1	G.Olsen	12	9	116	12.9	30	1
D.Adams	7	5	57	11.4	13	1	C.McCaffrey	7	6	73	12.2	21	1
G.Allison	8	5	33	6.6	10	0	D.Byrd	4	3	25	8.3	13	2
R.Rodgers	4	4	77	19.3	36	1	D.Funchess	4	1	19	19.0	19	0
J.Nelson	6	3	28	9.3	17	0	J.Stewart	1	1	9	9.0	9	0
A.Jones	2	1	6	6.0	6	0	K.Clay	2	0	0	0.0	0	0
L.Kendricks	2	1	5	5.0	5	0							
Total	43	26	290	11.2	36	3	Total	30	20	242	12.1	30	4

INTERCEPTIONS							INTERCEPTIONS						
	NO	YDS	AVG	LG	TD		NO	YDS	AVG	LG	TD		
Total	0	0	0	0	0	C.Jones	1	10	10.0	10	0		
						D.Worley	1	0	0.0	0	0		
						J.Bradberry	1	0	0.0	0	0		
						Total	3	10	3.3	10	0		

PUNTING								PUNTING							
	NO	YDS	AVG	NET	TB	IN20	LG		NO	YDS	AVG	NET	TB	IN20	LG
J.Vogel	2	82	41.0	38.5	0	2	50	M.Palardy	4	174	43.5	39.8	0	2	55
Total	2	82	41.0	38.5	0	2	50	Total	4	174	43.5	39.8	0	2	55

PUNT RETURNS							PUNT RETURNS						
	NO	YDS	AVG	FC	LG	TD		NO	YDS	AVG	FC	LG	TD
T.Davis	2	15	7.5	0	13	0	K.Clay	1	5	5.0	0	5	0
[DOWNED]	2	0	0.0	0	0	0	[DOWNED]	1	0	0.0	0	0	0
Total	2	15	7.5	0	13	0	Total	1	5	5.0	0	5	0

KICKOFF RETURNS							KICKOFF RETURNS						
	NO	YDS	AVG	FC	LG	TD		NO	YDS	AVG	FC	LG	TD
[TOUCHBACK]	6	0	0.0	0	0	0	D.Byrd	2	45	22.5	0	25	0
Total	0	0	0.0	0	0	0	[TOUCHBACK]	2	0	0.0	0	0	0
							Total	2	45	22.5	0	25	0

Green Bay Packers

FUMBLES												
	FUM	LOST	OWN-REC	YDS	TD	FORCED	OPP-REC	YDS	TD	OUT-BDS		
G.Allison	1	1	0	0	0	0	0	0	0	0		
Total	1	1	0	0	0	0	0	0	0	0		

Carolina Panthers

FUMBLES												
	FUM	LOST	OWN-REC	YDS	TD	FORCED	OPP-REC	YDS	TD	OUT-BDS		
J.Bradberry	0	0	0	0	0	1	0	0	0	0		
M.Adams	0	0	0	0	0	0	1	0	0	0		
Total	0	0	0	0	0	1	1	0	0	0		

**Green Bay Packers vs Carolina Panthers
12/17/2017 at Bank of America Stadium**

Final Team Statistics

	Visitor Packers	Home Panthers
TOTAL FIRST DOWNS	24	29
By Rushing	9	11
By Passing	13	15
By Penalty	2	3
THIRD DOWN EFFICIENCY	4-11-36%	6-12-50%
FOURTH DOWN EFFICIENCY	2-3-67%	0-0-0%
TOTAL NET YARDS	384	387
Total Offensive Plays (inc. times thrown passing)	67	70
Average gain per offensive play	5.7	5.5
NET YARDS RUSHING	120	151
Total Rushing Plays	19	38
Average gain per rushing play	6.3	4.0
Tackles for a loss-number and yards	0-0	3-13
NET YARDS PASSING	264	236
Times thrown - yards lost attempting to pass	3-26	1-6
Gross yards passing	290	242
PASS ATTEMPTS-COMPLETIONS-HAD INTERCEPTED	45-26-3	31-20-0
Avg gain per pass play (inc.# thrown passing)	5.5	7.4
KICKOFFS Number-In End Zone-Touchbacks	5-2-2	6-6-6
PUNTS Number and Average	2-41.0	4-43.5
Had Blocked	0	0
FGs - PATs Had Blocked	0-0	0-0
Net Punting Average	38.5	39.8
TOTAL RETURN YARDAGE (Not Including Kickoffs)	15	15
No. and Yards Punt Returns	2-15	1-5
No. and Yards Kickoff Returns	0-0	2-45
No. and Yards Interception Returns	0-0	3-10
PENALTIES Number and Yards	6-28	5-40
FUMBLES Number and Lost	1-1	0-0
TOUCHDOWNS	3	4
Rushing	0	0
Passing	3	4
EXTRA POINTS Made-Attempts	3-3	4-4
Kicking Made-Attempts	3-3	4-4
FIELD GOALS Made-Attempts	1-1	1-1
RED ZONE EFFICIENCY	1-2-50%	3-4-75%
GOAL TO GO EFFICIENCY	0-0-0%	2-2-100%
SAFETIES	0	0
FINAL SCORE	24	31
TIME OF POSSESSION	26:03	33:57

Green Bay Packers vs Carolina Panthers
12/17/2017 at Bank of America Stadium

Ball Possession And Drive Chart

Green Bay Packers

#	Time Recd	Time Lost	Time Poss	How Ball Obtained	Drive Began	# Play	Yds Gain	Yds Pen	Net Yds	1st Down	Last Scrm	How Given Up
1	15:00	13:32	1:28	Kickoff	GB 25	4	15	0	15	1	GB 40	Punt
2	5:57	0:00	5:57	Kickoff	GB 25	11	75	0	75	5	* CAR 13	Touchdown
3	9:02	8:22	0:40	Kickoff	GB 25	2	5	0	5	0	GB 30	Interception
4	7:17	4:31	2:46	Punt	GB 10	7	53	0	53	2	CAR 37	Punt
5	1:55	0:26	1:29	Punt	GB 42	4	58	0	58	3	CAR 33	Touchdown
6	11:34	10:48	0:46	Kickoff	GB 25	2	1	0	1	0	GB 26	Interception
7	7:20	7:01	0:19	Kickoff	GB 25	3	0	0	0	0	GB 25	Interception
8	5:14	1:23	3:51	Punt	GB 43	12	47	0	47	3	* CAR 10	Field Goal
9	12:24	5:41	6:43	Kickoff	GB 25	14	35	0	35	4	CAR 30	Downs
10	3:54	2:43	1:11	Punt	GB 24	6	71	5	76	4	CAR 24	Touchdown
11	2:43	1:50	0:53	Onside Kick	GB 48	3	24	0	24	2	CAR 38	Fumble

(317) Average GB 29

Carolina Panthers

#	Time Recd	Time Lost	Time Poss	How Ball Obtained	Drive Began	# Play	Yds Gain	Yds Pen	Net Yds	1st Down	Last Scrm	How Given Up
1	13:32	5:57	7:35	Punt	CAR 15	15	85	0	85	6	* GB 7	Touchdown
2	15:00	9:02	5:58	Kickoff	CAR 24	12	51	10	61	5	* GB 15	Field Goal
3	8:22	7:17	1:05	Interception	CAR 39	3	4	0	4	0	CAR 43	Punt
4	4:31	1:55	2:36	Punt	CAR 5	6	11	0	11	1	CAR 16	Punt
5	0:26	0:00	0:26	Kickoff	CAR 25	4	43	0	43	3	CAR 47	End of Half
6	15:00	11:34	3:26	Kickoff	CAR 27	7	78	-5	73	4	GB 30	Touchdown
7	10:48	7:20	3:28	Interception	GB 49	7	46	3	49	5	* GB 9	Touchdown
8	7:01	5:14	1:47	Interception	CAR 26	3	-4	0	-4	0	CAR 22	Punt
9	1:23	12:24	3:59	Kickoff	CAR 25	8	70	5	75	5	* GB 13	Touchdown
10	5:41	3:54	1:47	Downs	CAR 40	3	7	0	7	0	CAR 47	Punt
11	1:50	0:00	1:50	Fumble	CAR 28	3	-4	0	-4	0	CAR 26	End of Game

(305) Average CAR 28

*** inside opponent's 20**

Time of Possession by Quarter

Visitor	Home	1st	2nd	3rd	4th	OT	Total
Green Bay Packers	Carolina Panthers	7:25	4:55	4:56	8:47		26:03
Carolina Panthers	Green Bay Packers	7:35	10:05	10:04	6:13		33:57

Kickoff Drive No.-Start Average

Packers: 6 - GB 25 Panthers: 4 - CAR 25

Play By Play

First Quarter

12/17/2017

CAR wins the coin toss and elects to defer. GB elects to Receive, and CAR elects to defend the east goal.

G.Gano kicks 65 yards from CAR 35 to end zone, Touchback.

Green Bay Packers at 15:00

- 1-10-GB 25 (15:00) A.Rodgers pass short left to D.Adams to GB 37 for 12 yards (D.Worley). P1
- 1-10-GB 37 (14:28) J.Williams left tackle to GB 40 for 3 yards (D.Worley).
- 2-7-GB 40 (13:51) A.Rodgers pass incomplete short right to J.Nelson.
- 3-7-GB 40 (13:47) (Shotgun) A.Rodgers pass incomplete short left to R.Cobb (K.Coleman).
- 4-7-GB 40 (13:42) J.Vogel punts 50 yards to CAR 10, Center-B.Goode. K.Clay to CAR 15 for 5 yards (V.Biegel).

Carolina Panthers at 13:32

- 1-10-CAR 15 (13:32) (Shotgun) C.McCaffrey left guard to CAR 18 for 3 yards (J.Thomas; K.Clark).
- 2-7-CAR 18 (13:08) (No Huddle) C.McCaffrey left guard to CAR 28 for 10 yards (B.Martinez). R1
- 1-10-CAR 28 (12:26) (No Huddle, Shotgun) C.Newton pass short middle to G.Olsen to CAR 37 for 9 yards (B.Martinez).
- 2-1-CAR 37 (12:01) C.McCaffrey right guard to CAR 39 for 2 yards (C.Matthews; J.Jones). R2
- 1-10-CAR 39 (11:23) (Shotgun) C.Newton pass incomplete deep right to G.Olsen.
- 2-10-CAR 39 (11:17) (Shotgun) C.McCaffrey up the middle to CAR 40 for 1 yard (J.Thomas; J.Jones).
- 3-9-CAR 40 (10:41) (Shotgun) C.Newton scrambles up the middle to CAR 49 for 9 yards (J.Whitehead; B.Martinez). R3
- 1-10-CAR 49 (10:14) (No Huddle, Shotgun) J.Stewart up the middle to GB 49 for 2 yards (A.Brooks).
- 2-8-GB 49 (9:42) (No Huddle) C.Newton scrambles up the middle to GB 46 for 3 yards (M.Burnett).
- 3-5-GB 46 (9:02) (Shotgun) C.Newton pass short right to C.McCaffrey pushed ob at GB 26 for 20 yards (J.Jones). P4
- 1-10-GB 26 (8:40) (No Huddle, Shotgun) C.McCaffrey right guard to GB 22 for 4 yards (C.Matthews; K.Clark).
- 2-6-GB 22 (8:07) (No Huddle, Shotgun) C.Newton pass short right to C.McCaffrey pushed ob at GB 18 for 4 yards (J.Thomas).
- 3-2-GB 18 (7:21) (Shotgun) C.Newton pass short right to C.McCaffrey to GB 9 for 9 yards (J.Jones). P5
- Timeout #1 by CAR at 06:37.
- 1-9-GB 9 (6:37) J.Stewart right tackle to GB 7 for 2 yards (A.Brooks).
- 2-7-GB 7 **(6:02) (Shotgun) C.Newton pass short right to C.McCaffrey for 7 yards, TOUCHDOWN.** P6
- G.Gano extra point is GOOD, Center-J.Jansen, Holder-M.Palardy.

GB 0 CAR 7, 15 plays, 85 yards, 7:35 drive, 9:03 elapsed

G.Gano kicks 65 yards from CAR 35 to end zone, Touchback.

Green Bay Packers at 5:57

- 1-10-GB 25 (5:57) (Shotgun) A.Rodgers pass short left to D.Adams to GB 35 for 10 yards (K.Coleman). P2
- 1-10-GB 35 (5:33) (No Huddle) J.Williams left guard to GB 37 for 2 yards (D.Worley).
- 2-8-GB 37 (5:04) (Shotgun) A.Rodgers pass short right to R.Cobb to CAR 40 for 23 yards (C.Jones). P3
- 1-10-CAR 40 (4:25) (No Huddle) A.Rodgers scrambles up the middle to CAR 33 for 7 yards (L.Kuechly).
- 2-3-CAR 33 (3:50) (No Huddle) J.Williams left guard to CAR 24 for 9 yards (D.Worley). R4
- 1-10-CAR 24 (3:06) J.Williams left guard to CAR 24 for no gain (B.Cox).
- 2-10-CAR 24 (2:29) (Shotgun) A.Rodgers scrambles up the middle to CAR 16 for 8 yards (K.Coleman).
- 3-2-CAR 16 (1:41) (Shotgun) J.Williams up the middle to CAR 14 for 2 yards (B.Cox; J.Byrd). R5
- 1-10-CAR 14 (:56) (Shotgun) A.Rodgers scrambles right end to CAR 13 for 1 yard (J.Byrd).
- 2-9-CAR 13 (:13) (Shotgun) A.Rodgers pass incomplete short left to D.Adams.
- Timeout #1 by GB at 00:04.
- 3-9-CAR 13 **(:04) (Shotgun) A.Rodgers pass short middle to D.Adams for 13 yards, TOUCHDOWN.** P6
- M.Crosby extra point is GOOD, Center-B.Goode, Holder-J.Vogel.

GB 7 CAR 7, 11 plays, 75 yards, 5:57 drive, 15:00 elapsed

END OF QUARTER

	Score	Time Poss	First Downs				Efficiencies	
			R	P	X	T	3 Down	4 Down
Green Bay Packers	7	7:25	2	4	0	6	2/3	0/0
Carolina Panthers	7	7:35	3	3	0	6	3/3	0/0

Second Quarter

12/17/2017

Play By Play

Carolina Panthers continued.

M.Crosby kicks 61 yards from GB 35 to CAR 4. D.Byrd to CAR 24 for 20 yards (J.Thomas).

Carolina Panthers at 15:00, (1st play from scrimmage 14:55)

1-10-CAR 24	(14:55) C.Newton pass short right to J.Stewart to CAR 33 for 9 yards (A.Brooks).	
2-1-CAR 33	(14:16) J.Stewart up the middle to CAR 37 for 4 yards (C.Matthews; M.Burnett).	R7
<u>1-10-CAR 37</u>	(13:38) J.Stewart left end to CAR 46 for 9 yards (J.Thomas).	
2-1-CAR 46	(12:58) (Shotgun) J.Stewart up the middle to CAR 48 for 2 yards (M.Daniels; K.Clark).	R8
<u>1-10-CAR 48</u>	(12:25) (No Huddle, Shotgun) PENALTY on GB-C.Matthews, Neutral Zone Infraction, 5 yards, enforced at CAR 48 - No Play.	
1-5-GB 47	(12:09) (Shotgun) PENALTY on GB-K.Clark, Neutral Zone Infraction, 5 yards, enforced at GB 47 - No Play.	X9
<u>1-10-GB 42</u>	(11:44) (Shotgun) C.Newton pass short left to G.Olsen to GB 28 for 14 yards (H.Clinton-Dix).	P10
<u>1-10-GB 28</u>	(11:04) (No Huddle, Shotgun) C.Newton pass incomplete short left to D.Funchess.	
2-10-GB 28	(10:59) (Shotgun) C.McCaffrey up the middle to GB 23 for 5 yards (K.Clark).	
3-5-GB 23	(10:23) (No Huddle, Shotgun) C.Newton pass short left to C.McCaffrey pushed ob at GB 11 for 12 yards (M.Burnett).	P11
	Timeout #2 by GB at 09:58.	
<u>1-10-GB 11</u>	(9:58) C.Newton pass incomplete short right.	
2-10-GB 11	(9:52) J.Stewart up the middle to GB 15 for -4 yards (A.Brooks).	
	Timeout #2 by CAR at 09:10.	
3-14-GB 15	(9:10) (Shotgun) C.Newton pass incomplete short right to D.Funchess.	
4-14-GB 15	(9:06) G.Gano 33 yard field goal is GOOD, Center-J.Jansen, Holder-M.Palardy.	

GB 7 CAR 10, 12 plays, 61 yards, 2 penalties, 5:58 drive, 5:58 elapsed

G.Gano kicks 65 yards from CAR 35 to end zone, Touchback.

Green Bay Packers at 9:02

1-10-GB 25	(9:02) (Shotgun) A.Rodgers pass short right to G.Allison to GB 30 for 5 yards (J.Bradberry; L.Kuechly).	
2-5-GB 30	(8:30) (No Huddle, Shotgun) A.Rodgers pass deep left intended for D.Adams INTERCEPTED by D.Worley at CAR 39. D.Worley ran ob at CAR 39 for no gain.	

Carolina Panthers at 8:22

1-10-CAR 39	(8:22) C.Newton pass incomplete short left to K.Clay (C.Matthews).	
2-10-CAR 39	(8:17) (Shotgun) C.Newton pass short right to G.Olsen to CAR 43 for 4 yards (J.Hawkins; K.Clark).	
3-6-CAR 43	(7:33) (Shotgun) C.Newton pass incomplete short right to K.Clay.	
	<i>Penalty on CAR-A.Norwell, Illegal Use of Hands, declined.</i>	
4-6-CAR 43	(7:28) M.Palardy punts 48 yards to GB 9, Center-J.Jansen, downed by CAR-J.Jansen.	

Green Bay Packers at 7:17

1-10-GB 10	(7:17) (Shotgun) A.Rodgers pass short left to D.Adams pushed ob at GB 19 for 9 yards (K.Seymour).	
2-1-GB 19	(6:58) (No Huddle, Shotgun) A.Jones up the middle to GB 42 for 23 yards (M.Adams; K.Coleman).	R7
<u>1-10-GB 42</u>	(6:12) (No Huddle, Shotgun) A.Rodgers pass incomplete deep right to R.Cobb (K.Seymour).	
2-10-GB 42	(6:06) (Shotgun) A.Jones up the middle to CAR 38 for 20 yards (K.Coleman; J.Bradberry).	R8
<u>1-10-CAR 38</u>	(5:30) (No Huddle, Shotgun) A.Rodgers pass short left to R.Cobb to CAR 37 for 1 yard (K.Coleman).	
2-9-CAR 37	(4:54) (No Huddle, Shotgun) A.Rodgers pass incomplete short left.	
3-9-CAR 37	(4:45) (Shotgun) A.Rodgers pass incomplete short right to G.Allison.	
4-9-CAR 37	(4:42) (Punt formation) Penalty on GB-J.Vogel, Delay of Game, declined.	
4-9-CAR 37	(4:42) J.Vogel punts 32 yards to CAR 5, Center-B.Goode, downed by GB-J.Whitehead.	

Carolina Panthers at 4:31

1-10-CAR 5	(4:31) T.Moton reported in as eligible. J.Stewart up the middle to CAR 8 for 3 yards (M.Burnett).	
2-7-CAR 8	(3:55) J.Stewart right end to CAR 8 for no gain (B.Martinez).	
	<i>Penalty on CAR-C.Manhertz, Illegal Block Above the Waist, declined.</i>	
3-7-CAR 8	(3:26) (Shotgun) C.Newton scrambles right end pushed ob at CAR 15 for 7 yards (M.Burnett).	R12
<u>1-10-CAR 15</u>	(2:51) J.Stewart left guard to CAR 16 for 1 yard (M.Burnett; J.Thomas).	
2-9-CAR 16	(2:14) (Shotgun) C.Newton pass incomplete short left to D.Byrd.	
3-9-CAR 16	(2:10) (Shotgun) C.Newton pass incomplete short middle to C.McCaffrey (B.Martinez).	
4-9-CAR 16	(2:06) M.Palardy punts 55 yards to GB 29, Center-J.Jansen. T.Davis to GB 42 for 13 yards (A.Gachkar).	

Two-Minute Warning

Green Bay Packers vs Carolina Panthers at Bank of America Stadium

Green Bay Packers at 1:55

- 1-10-GB 42 (1:55) (Shotgun) A.Rodgers pass short right to D.Adams to CAR 45 for 13 yards (K.Coleman). P9
 - 1-10-CAR 45 (1:29) (No Huddle, Shotgun) A.Rodgers pass short right to R.Rodgers pushed ob at CAR 36 for 9 yards (K.Coleman).
 - 2-1-CAR 36 (1:22) (Shotgun) J.Williams left guard to CAR 33 for 3 yards (M.Addison). R10
 - 1-10-CAR 33 (:39) (Shotgun) **A.Rodgers pass short right to R.Cobb for 33 yards, TOUCHDOWN [W.Horton]**. P11
- M.Crosby extra point is GOOD, Center-B.Goode, Holder-J.Vogel.

GB 14 CAR 10, 4 plays, 58 yards, 1:29 drive, 14:34 elapsed

M.Crosby kicks 65 yards from GB 35 to end zone, Touchback.

Carolina Panthers at 0:26

- 1-10-CAR 25 (:26) (Shotgun) C.Newton pass incomplete short middle to G.Olsen (D.Lowry).
- 2-10-CAR 25 (:21) (Shotgun) C.McCaffrey up the middle to CAR 36 for 11 yards (C.Matthews; D.Lowry). R13
- Timeout #3 by CAR at 00:14.
- 1-10-CAR 36 (:14) (Shotgun) C.Newton scrambles left end pushed ob at CAR 47 for 11 yards (M.Evans). R14
- 1-10-CAR 47 (:04) (Shotgun) C.Newton pass short middle to C.McCaffrey to GB 32 for 21 yards (L.Pipkins). P15

END OF QUARTER

	Score	Time Poss	First Downs				Efficiencies	
			R	P	X	T	3 Down	4 Down
Green Bay Packers	14	4:55	3	2	0	5	0/1	0/0
Carolina Panthers	10	10:05	5	3	1	9	2/5	0/0

Third Quarter

12/17/2017

Play By Play

CAR elects to Receive, and GB elects to defend the West goal.

M.Crosby kicks 63 yards from GB 35 to CAR 2. D.Byrd to CAR 27 for 25 yards (J.Whitehead).

Carolina Panthers at 15:00, (1st play from scrimmage 14:54)

<u>1-10-CAR 27</u>	(14:54) C.Newton pass deep middle to D.Funchess to CAR 46 for 19 yards (D.Randall).	P16
<u>1-10-CAR 46</u>	(14:21) (No Huddle, Shotgun) C.Newton pass incomplete deep right to G.Olsen.	
2-10-CAR 46	(14:15) (Shotgun) C.Newton right guard to GB 48 for 6 yards (M.Daniels; B.Martinez).	
3-4-GB 48	(13:43) (Shotgun) <i>PENALTY on GB-M.Daniels, Neutral Zone Infraction, 5 yards, enforced at GB 48 - No Play.</i>	X17
<u>1-10-GB 43</u>	(13:30) (Shotgun) C.McCaffrey left end to GB 38 for 5 yards (J.Thomas; J.Hawkins).	
2-5-GB 38	(12:50) (Shotgun) C.Newton up the middle to GB 33 for 5 yards (B.Martinez; D.Lowry).	R18
<u>1-10-GB 33</u>	(12:11) (Shotgun) C.Newton left end to GB 19 for 14 yards (D.Randall).	
	<i>PENALTY on CAR-R.Shepard, Illegal Block Above the Waist, 10 yards, enforced at GB 20.</i>	
1-7-GB 30	(11:39) (Shotgun) C.Newton pass deep right to G.Olsen for 30 yards, TOUCHDOWN [A.Brooks].	P19
	G.Gano extra point is GOOD, Center-J.Jansen, Holder-M.Palardy.	

GB 14 CAR 17, 7 plays, 73 yards, 1 penalty, 3:26 drive, 3:26 elapsed

G.Gano kicks 65 yards from CAR 35 to end zone, Touchback.

Green Bay Packers at 11:34

1-10-GB 25	(11:34) (Shotgun) J.Williams up the middle to GB 26 for 1 yard (J.Peppers; K.Coleman).	
2-9-GB 26	(10:58) (Shotgun) A.Rodgers pass deep middle intended for R.Cobb INTERCEPTED by C.Jones at GB 44. C.Jones to GB 34 for 10 yards (J.Williams).	
	<i>PENALTY on CAR-T.Davis, Illegal Blindside Block, 15 yards, enforced at GB 34.</i>	

Carolina Panthers at 10:48

1-10-GB 49	(10:48) (Shotgun) C.Newton pass short right to G.Olsen to GB 37 for 12 yards (J.Hawkins).	P20
<u>1-10-GB 37</u>	(10:15) (Shotgun) C.Newton right tackle to GB 29 for 8 yards (B.Martinez).	
2-2-GB 29	(9:40) (Shotgun) F.Whittaker left tackle to GB 26 for 3 yards (D.Randall).	R21
<u>1-10-GB 26</u>	(8:57) (Shotgun) C.Newton pass short middle to G.Olsen to GB 16 for 10 yards (J.Jones).	P22
<u>1-10-GB 16</u>	(8:15) (Shotgun) J.Stewart up the middle to GB 12 for 4 yards (M.Daniels; A.Brooks).	
2-6-GB 12	(7:37) (No Huddle, Shotgun) C.Newton pass incomplete short right to D.Funchess (D.Randall).	
3-6-GB 12	(7:31) (Shotgun) C.Newton pass incomplete short left to R.Shepard.	
	<i>PENALTY on GB-J.Whitehead, Defensive Pass Interference, 3 yards, enforced at GB 12 - No Play.</i>	X23
<u>1-9-GB 9</u>	(7:28) C.Newton pass incomplete short right to D.Byrd (J.Hawkins).	P24
	Carolina challenged the incomplete pass ruling, and the play was REVERSED.	
	C.Newton pass short right to D.Byrd for 9 yards, TOUCHDOWN.	
	G.Gano extra point is GOOD, Center-J.Jansen, Holder-M.Palardy.	

GB 14 CAR 24, 7 plays, 49 yards, 1 penalty, 3:28 drive, 7:40 elapsed

G.Gano kicks 65 yards from CAR 35 to end zone, Touchback.

Green Bay Packers at 7:20

1-10-GB 25	(7:20) A.Rodgers pass incomplete short right to J.Nelson [K.Short].	
2-10-GB 25	(7:15) (Shotgun) A.Rodgers pass incomplete short right to R.Cobb.	
3-10-GB 25	(7:11) (Shotgun) A.Rodgers pass deep right intended for J.Nelson INTERCEPTED by J.Bradberry at CAR 26. J.Bradberry to CAR 26 for no gain (J.Nelson).	

Carolina Panthers at 7:01

1-10-CAR 26	(7:01) (Shotgun) C.McCaffrey right tackle to CAR 27 for 1 yard (K.Clark; H.Clinton-Dix).	
2-9-CAR 27	(6:37) (No Huddle) C.McCaffrey up the middle to CAR 28 for 1 yard (B.Martinez; V.Biegel).	
3-8-CAR 28	(5:58) (Shotgun) C.Newton sacked at CAR 22 for -6 yards (K.Clark).	
4-14-CAR 22	(5:25) M.Palardy punts 35 yards to GB 43, Center-J.Jansen, downed by CAR-C.Artis-Payne.	

Green Bay Packers at 5:14

1-10-GB 43	(5:14) (Shotgun) J.Williams left guard to CAR 49 for 8 yards (C.Jones).	
2-2-CAR 49	(4:51) (No Huddle) A.Rodgers pass incomplete short right to R.Cobb (C.Jones).	
3-2-CAR 49	(4:44) (Shotgun) A.Rodgers pass short left to J.Nelson to CAR 44 for 5 yards (D.Worley).	P12
	<i>Penalty on CAR-D.Worley, Defensive Holding, declined.</i>	
<u>1-10-CAR 44</u>	(4:26) A.Rodgers pass incomplete short right to G.Allison.	
2-10-CAR 44	(4:22) (Shotgun) A.Rodgers pass short left to G.Allison to CAR 35 for 9 yards (M.Adams).	
3-1-CAR 35	(3:48) (No Huddle, Shotgun) J.Williams right end to CAR 35 for no gain (T.Davis).	

Green Bay Packers vs Carolina Panthers at Bank of America Stadium

4-1-CAR 35 (2:57) (Shotgun) A.Rodgers right tackle to CAR 28 for 7 yards (M.Adams). R13
1-10-CAR 28 (2:17) (Shotgun) A.Rodgers scrambles left end pushed ob at CAR 16 for 12 yards (L.Kuechly). R14
1-10-CAR 16 (2:08) A.Rodgers pass short right to G.Allison to CAR 10 for 6 yards (J.Bradberry).
 2-4-CAR 10 (1:36) (No Huddle, Shotgun) A.Rodgers pass incomplete short right to L.Kendricks.
 Timeout #1 by GB at 01:31.
 3-4-CAR 10 (1:31) (Shotgun) A.Rodgers pass incomplete short left to G.Allison.
 4-4-CAR 10 (1:27) **M.Crosby 28 yard field goal is GOOD, Center-B.Goode, Holder-J.Vogel.**

GB 17 CAR 24, 12 plays, 47 yards, 3:51 drive, 13:37 elapsed
--

M.Crosby kicks 65 yards from GB 35 to end zone, Touchback.

Carolina Panthers at 1:23

1-10-CAR 25 (1:23) (Shotgun) *PENALTY on GB-V.Biegel, Neutral Zone Infraction, 5 yards, enforced at CAR 25 - No Play.*
 1-5-CAR 30 (1:23) (Shotgun) C.Newton pass short right to G.Olsen to 50 for 20 yards (J.Hawkins; J.Thomas). P25
1-10-50 (:54) (No Huddle, Shotgun) C.McCaffrey left end pushed ob at GB 35 for 15 yards (H.Clinton-Dix). R26
1-10-GB 35 (:26) (No Huddle, Shotgun) C.Newton pass short left to D.Byrd pushed ob at GB 32 for 3 yards (D.Randall).

END OF QUARTER

	Score	Time Poss	First Downs				Efficiencies	
			R	P	X	T	3 Down	4 Down
Green Bay Packers	17	4:56	2	1	0	3	1/4	1/1
Carolina Panthers	24	10:04	3	6	2	11	0/1	0/0

Fourth Quarter

12/17/2017

Play By Play

Carolina Panthers continued.

2-7-GB 32	(15:00) (Shotgun) C.Newton pass short left to G.Olsen pushed ob at GB 25 for 7 yards (H.Clinton-Dix).	P27
<u>1-10-GB 25</u>	(14:34) T.Moton reported in as eligible. C.McCaffrey right end pushed ob at GB 20 for 5 yards (H.Clinton-Dix).	
2-5-GB 20	(13:55) C.Newton right end to GB 23 for -3 yards (J.Thomas).	
3-8-GB 23	(13:12) (Shotgun) C.Newton pass short right to G.Olsen to GB 13 for 10 yards (J.Hawkins).	P28
<u>1-10-GB 13</u>	(12:29) (No Huddle, Shotgun) C.Newton pass short right to D.Byrd for 13 yards, TOUCHDOWN.	P29
	G.Gano extra point is GOOD, Center-J.Jansen, Holder-M.Palardy.	

GB 17 CAR 31, 8 plays, 75 yards, 1 penalty, 3:59 drive, 2:36 elapsed

G.Gano kicks 65 yards from CAR 35 to end zone, Touchback.

Green Bay Packers at 12:24

1-10-GB 25	(12:24) (Shotgun) A.Rodgers pass short left to R.Cobb to GB 29 for 4 yards (D.Worley; T.Davis).	
2-6-GB 29	(12:00) (No Huddle, Shotgun) A.Rodgers pass short left to A.Jones pushed ob at GB 35 for 6 yards (K.Coleman).	P15
<u>1-10-GB 35</u>	(11:43) (No Huddle, Shotgun) A.Rodgers sacked at GB 28 for -7 yards (W.Horton).	
2-17-GB 28	(11:04) (Shotgun) A.Rodgers pass short right to J.Nelson to GB 45 for 17 yards (K.Seymour; J.Bradberry).	P16
<u>1-10-GB 45</u>	(10:36) (Shotgun) A.Jones left guard to GB 49 for 4 yards (L.Kuechly; K.Coleman).	
2-6-GB 49	(10:04) (No Huddle, Shotgun) A.Rodgers scrambles right end ran ob at CAR 43 for 8 yards (J.Bradberry).	R17
<u>1-10-CAR 43</u>	(9:27) (No Huddle, Shotgun) A.Rodgers pass incomplete short right to A.Jones.	
2-10-CAR 43	(9:21) (Shotgun) A.Rodgers pass short left to L.Kendricks to CAR 38 for 5 yards (M.Adams).	
3-5-CAR 38	(8:45) (Shotgun) A.Rodgers pass incomplete deep right to R.Cobb.	
	Timeout #1 by CAR at 08:39.	
4-5-CAR 38	(8:39) (Shotgun) A.Rodgers pass short right to R.Cobb to CAR 26 for 12 yards (M.Adams).	P18
<u>1-10-CAR 26</u>	(7:53) (Shotgun) A.Rodgers pass short left to G.Allison to CAR 23 for 3 yards (M.Addison).	
2-7-CAR 23	(7:18) (Shotgun) A.Rodgers pass short right to R.Cobb to CAR 21 for 2 yards (C.Jones).	
3-5-CAR 21	(6:34) (Shotgun) A.Rodgers sacked at CAR 30 for -9 yards (sack split by S.Lotulelei and T.Davis).	
	Timeout #2 by GB at 05:46.	
4-14-CAR 30	(5:46) (Shotgun) A.Rodgers sacked at CAR 40 for -10 yards (sack split by J.Peppers and M.Addison).	

Carolina Panthers at 5:41

1-10-CAR 40	(5:41) J.Stewart up the middle to CAR 44 for 4 yards (K.Clark; D.Lowry).	
2-6-CAR 44	(4:57) T.Moton reported in as eligible. C.Newton right end to CAR 38 for -6 yards (M.Daniels).	
	Timeout #2 by CAR at 04:12.	
3-12-CAR 38	(4:12) (Shotgun) C.Newton right end to CAR 47 for 9 yards (M.Burnett).	
	Timeout #3 by GB at 04:03.	
4-3-CAR 47	(4:03) M.Palardy punts 36 yards to GB 17, Center-J.Jansen. T.Davis to GB 19 for 2 yards (F.Whittaker).	
	<i>PENALTY on CAR, Illegal Formation, 5 yards, enforced at GB 19.</i>	

Green Bay Packers at 3:54

1-10-GB 24	(3:54) (Shotgun) A.Rodgers pass incomplete short right to J.Nelson.	
	<i>PENALTY on CAR-L.Kuechly, Defensive Holding, 5 yards, enforced at GB 24 - No Play.</i>	X19
<u>1-10-GB 29</u>	(3:46) (Shotgun) A.Rodgers pass deep right to R.Rodgers pushed ob at CAR 35 for 36 yards (J.Byrd).	P20
<u>1-10-CAR 35</u>	(3:38) (No Huddle, Shotgun) A.Rodgers pass short left to R.Cobb to CAR 26 for 9 yards (D.Worley).	
2-1-CAR 26	(3:09) (No Huddle, Shotgun) A.Rodgers pass incomplete short right to R.Cobb.	
3-1-CAR 26	(3:05) (Shotgun) J.Williams up the middle to CAR 24 for 2 yards (S.Lotulelei; T.Davis).	R21
<u>1-10-CAR 24</u>	(2:48) (No Huddle) A.Rodgers spiked the ball to stop the clock.	
2-10-CAR 24	(2:48) A.Rodgers pass deep middle to R.Rodgers for 24 yards, TOUCHDOWN.	P22
	M.Crosby extra point is GOOD, Center-B.Goode, Holder-J.Vogel.	

GB 24 CAR 31, 6 plays, 76 yards, 1 penalty, 1:11 drive, 12:17 elapsed
--

M.Crosby kicks inside 13 yards from GB 35 to GB 48, impetus ends at 50. RECOVERED by GB-M.Evans.

Green Bay Packers at 2:43, (1st play from scrimmage 2:40)

1-10-GB 48	(2:40) (Shotgun) A.Rodgers pass short right to R.Rodgers to CAR 44 for 8 yards (M.Adams).	
2-2-CAR 44	(2:04) (Shotgun) A.Rodgers pass short right to J.Nelson to CAR 38 for 6 yards (J.Bradberry).	P23

Two-Minute Warning

Green Bay Packers vs Carolina Panthers at Bank of America Stadium

1-10-CAR 38 (2:00) (Shotgun) PENALTY on GB-R.Rodgers, False Start, 5 yards, enforced at CAR 38 - No Play.

1-15-CAR 43 (2:00) (Shotgun) A.Rodgers pass incomplete short right.

PENALTY on CAR-J.Bradberry, Defensive Holding, 5 yards, enforced at CAR 43 - No Play.

X24

1-10-CAR 38 (1:55) (Shotgun) A.Rodgers pass short right to G.Allison to CAR 28 for 10 yards (J.Bradberry). FUMBLES (J.Bradberry), RECOVERED by CAR-M.Adams at CAR 28. M.Adams to CAR 28 for no gain (R.Rodgers).

The Replay Official reviewed the pass completion ruling, and the play was Upheld. The ruling on the field stands.

Carolina Panthers at 1:50

1-10-CAR 28 (1:50) C.Newton kneels to CAR 27 for -1 yards.

2-11-CAR 27 (1:19) C.Newton kneels to CAR 26 for -1 yards.

3-12-CAR 26 (:39) C.Newton kneels to CAR 24 for -2 yards.

END OF QUARTER

	Score	Time Poss	First Downs				Efficiencies	
			R	P	X	T	3 Down	4 Down
Green Bay Packers	24	8:47	2	6	2	10	1/3	1/2
Carolina Panthers	31	6:13	0	3	0	3	1/3	0/0

Miscellaneous Statistics Report

Green Bay Packers vs Carolina Panthers
12/17/2017 at Bank of America Stadium

Ten Longest Plays for Green Bay Packers

Yards	Qtr	Play Start	Play Description
36	4	1-10-GB 29	(3:46) (Shotgun) A.Rodgers pass deep right to R.Rodgers pushed ob at CAR 35 for 36 yards (J.Byrd).
33	2	1-10-CAR 33	(:39) (Shotgun) A.Rodgers pass short right to R.Cobb for 33 yards, TOUCHDOWN [W.Horton].
24	4	2-10-CAR 24	(2:48) A.Rodgers pass deep middle to R.Rodgers for 24 yards, TOUCHDOWN.
23	1	2-8-GB 37	(5:04) (Shotgun) A.Rodgers pass short right to R.Cobb to CAR 40 for 23 yards (C.Jones).
23	2	2-1-GB 19	(6:58) (No Huddle, Shotgun) A.Jones up the middle to GB 42 for 23 yards (M.Adams; K.Coleman).
20	2	2-10-GB 42	(6:06) (Shotgun) A.Jones up the middle to CAR 38 for 20 yards (K.Coleman; J.Bradberry).
17	4	2-17-GB 28	(11:04) (Shotgun) A.Rodgers pass short right to J.Nelson to GB 45 for 17 yards (K.Seymour; J.Bradberry).
13	1	3-9-CAR 13	(:04) (Shotgun) A.Rodgers pass short middle to D.Adams for 13 yards, TOUCHDOWN.
13	2	1-10-GB 42	(1:55) (Shotgun) A.Rodgers pass short right to D.Adams to CAR 45 for 13 yards (K.Coleman).
12	1	1-10-GB 25	(15:00) A.Rodgers pass short left to D.Adams to GB 37 for 12 yards (D.Worley).

Ten Longest Plays for Carolina Panthers

Yards	Qtr	Play Start	Play Description
30	3	1-7-GB 30	(11:39) (Shotgun) C.Newton pass deep right to G.Olsen for 30 yards, TOUCHDOWN [A.Brooks].
21	2	1-10-CAR 47	(:04) (Shotgun) C.Newton pass short middle to C.McCaffrey to GB 32 for 21 yards (L.Pipkins).
20	1	3-5-GB 46	(9:02) (Shotgun) C.Newton pass short right to C.McCaffrey pushed ob at GB 26 for 20 yards (J.Jones).
20	3	1-5-CAR 30	(1:23) (Shotgun) C.Newton pass short right to G.Olsen to 50 for 20 yards (J.Hawkins; J.Thomas).
19	3	1-10-CAR 27	(14:54) C.Newton pass deep middle to D.Funchess to CAR 46 for 19 yards (D.Randall).
15	3	1-10-50	(:54) (No Huddle, Shotgun) C.McCaffrey left end pushed ob at GB 35 for 15 yards (H.Clinton-Dix).
14	2	1-10-GB 42	(11:44) (Shotgun) C.Newton pass short left to G.Olsen to GB 28 for 14 yards (H.Clinton-Dix).
13	4	1-10-GB 13	(12:29) (No Huddle, Shotgun) C.Newton pass short right to D.Byrd for 13 yards, TOUCHDOWN.
12	2	3-5-GB 23	(10:23) (No Huddle, Shotgun) C.Newton pass short left to C.McCaffrey pushed ob at GB 11 for 12 yards (M.Burnett).
12	3	1-10-GB 49	(10:48) (Shotgun) C.Newton pass short right to G.Olsen to GB 37 for 12 yards (J.Hawkins).

Touchdown Scoring Information

		Offense	Defense	Special Teams
VISITOR	Green Bay Packers	3	0	0
HOME	Carolina Panthers	4	0	0

Player Scoring Information

Club	Player	TD	Rush TD	Rec TD	KO TD	Punt TD	Int TD	Fum TD	Misc TD	FG	XP	2Pt Rush	2Pt Rec	Sfty	Points
GB	R.Rodgers	0	0	1	0	0	0	0	0	0	0	0	0	0	6
GB	D.Adams	0	0	1	0	0	0	0	0	0	0	0	0	0	6
GB	R.Cobb	0	0	1	0	0	0	0	0	0	0	0	0	0	6
GB	M.Crosby	0	0	0	0	0	0	0	0	1	3	0	0	0	6
CAR	D.Byrd	0	0	2	0	0	0	0	0	0	0	0	0	0	12
CAR	G.Gano	0	0	0	0	0	0	0	0	1	4	0	0	0	7
CAR	C.McCaffrey	0	0	1	0	0	0	0	0	0	0	0	0	0	6
CAR	G.Olsen	0	0	1	0	0	0	0	0	0	0	0	0	0	6

Possession Detail

	First Half		Second Half		Game	
	Visitor	Home	Visitor	Home	Visitor	Home
Largest Lead	4	7	0	14	4	14
Drives Leading	0	2	0	5	0	7
Time of Possession Leading	0:00	3:41	0:00	12:51	0:00	16:32
Largest Deficit	-7	-4	-14	0	-14	-4
Drives Trailing	4	1	6	1	10	2
Time of Possession Trailing	10:52	0:26	13:43	3:26	24:35	3:52
Times Score Tied Up		1		0		1
Lead Changes		3		1		4

Playtime Percentage

Percent of playtime per player on offense, defense and special teams

Green Bay Packers					Carolina Panthers								
		Offense	Defense	Special Teams			Offense	Defense	Special Teams				
J Evans	G	70	100%	5	19%	M Kalil	T	75	100%	5	19%		
J Spriggs	T	70	100%	5	19%	A Silatolu	T	75	100%	5	19%		
D Bakhtiari	T	70	100%	5	19%	A Norwell	G	75	100%	5	19%		
L Taylor	G	70	100%	5	19%	D Williams	T	75	100%	5	19%		
C Linsley	C	70	100%	1	4%	C Newton	QB	75	100%				
J Nelson	WR	70	100%	1	4%	R Kalil	C	75	100%				
A Rodgers	QB	70	100%			G Olsen	TE	73	97%	1	4%		
R Cobb	WR	68	97%			D Funchess	WR	64	85%	1	4%		
G Allison	WR	46	66%	14	52%	C McCaffrey	RB	53	71%	1	4%		
J Williams	RB	43	61%			D Byrd	WR	51	68%	5	19%		
R Rodgers	TE	38	54%	11	41%	E Dickson	TE	34	45%	14	52%		
D Adams	WR	27	39%			J Stewart	RB	30	40%				
A Jones	RB	26	37%	1	4%	R Shepard	WR	23	31%	1	4%		
L Kendricks	TE	22	31%	1	4%	B Bersin	WR	17	23%	5	19%		
A Ripkowski	FB	9	13%	12	44%	C Manhertz	TE	15	20%	9	33%		
T Davis	WR	1	1%	13	48%	F Whittaker	RB	7	9%	14	52%		
H Clinton-Dix	FS		75	100%	5	19%	K Clay	WR	5	7%	5	19%	
D Randall	CB		75	100%	1	4%	T Moton	T	3	4%	5	19%	
M Burnett	SS		75	100%			J Bradberry	CB		70	100%	7	26%
B Martinez	LB		71	95%			D Worley	CB		70	100%	7	26%
J Jones	SS		70	93%	5	19%	K Coleman	FS		70	100%	7	26%
J Thomas	LB		59	79%	17	63%	L Kuechly	LB		70	100%	6	22%
J Hawkins	CB		59	79%	8	30%	T Davis	LB		70	100%	4	15%
K Clark	NT		55	73%	5	19%	M Adams	SS		64	91%	5	19%
A Brooks	LB		47	63%			K Short	DT		49	70%	6	22%
M Daniels	DT		46	61%	5	19%	M Addison	DE		48	69%	2	7%
C Matthews	LB		46	61%			S Lotulelei	DT		44	63%	6	22%
D Lowry	DE		40	53%	9	33%	J Peppers	DE		38	54%	6	22%
N Perry	LB		27	36%			K Seymour	CB		37	53%	8	30%
K Fackrell	LB		22	29%	22	81%	W Horton	DE		30	43%		
V Biegel	LB		17	23%	18	67%	C Jones	FS		28	40%	6	22%
Q Dial	NT		17	23%	9	33%	B Cox	DE		24	34%	11	41%
J Whitehead	FS		16	21%	22	81%	V Butler	DT		24	34%	4	15%
M Evans	SS		4	5%	22	81%	K Love	DT		22	31%		
L Pipkins	CB		4	5%	14	52%	J Byrd	FS		12	17%	7	26%
J Janis	WR				18	67%	D Mayo	LB				22	81%
J Ryan	LB				12	44%	S Paysinger	LB				16	59%
M Crosby	K				9	33%	B Jacobs	LB				16	59%
J Vogel	P				7	26%	A Gachkar	LB				15	56%
B Goode	LS				6	22%	C Artis-Payne	RB				14	52%
L Patrick	G				4	15%	G Gano	K				11	41%
D Mays	RB				4	15%	J Jansen	LS				9	33%
D Brown	CB				1	4%	M Palardy	P				9	33%
							L Gunter	CB				7	26%

