

ARIZONA CARDINALS

WEEK 16
GAME RELEASE
#NYGvsAZ

Mark Dalton - Sr. Vice President, Media Relations | Chris Melvin - Director, Media Relations | Mike Helm - Manager, Media Relations | Imani Suber - Media Relations Coordinator | Chase Russell - Media Relations Coordinator



ARIZONA CARDINALS (6-8)

VS.

NEW YORK GIANTS (2-12)

University of Phoenix Stadium | December 24, 2017 | 2:25 PM



THIS WEEK'S PREVIEW

This week the Cardinals host the New York Giants in the final home game of the 2017 campaign. Since the venue opened in 2006, Arizona has defeated all but three teams at University of Phoenix Stadium - the Giants, Bears and Patriots.

The Cardinals feature the NFL's seventh-best home win percentage since 2013 when Bruce Arians became head coach (.705) and look to run their home record to 5-3 in 2017 with a victory over the Giants. Arizona has sold out all 123 games played at University of Phoenix Stadium (preseason and postseason included), and one of the reasons for the Cards success at home has been the impact of those sellout crowds. During the 12 seasons since the stadium opened, Cardinals opponents have accumulated 157 accepted false start penalties, the most for any home team in the NFL.

Entering the 127th all-time meeting in a series that dates back to 1926, no other team in NFL history has played the Cardinals more than the Giants, and just the Bears (1920) and Packers (1921) have older rivalries with Arizona.

As members of the NFC East, the two clubs met twice a year (except 1968 and 1982) until the Cardinals joined the NFC West during division realignment in 2002. Since then, Arizona has won four of seven against the Giants, including two of four games played in the Valley. The last four games, however, have been split with the road team winning all four contests.

On Monday, Arians announced that QB Drew Stanton would return to the starting lineup against New York. Stanton is 7-4 as the Cardinals starting quarterback, including a 1-1 mark this season. Stanton's first win with Arizona came against the Giants at MetLife Stadium in 2014.

Arizona entered Week 10 with the NFL's 24th-ranked defense, allowing 349.8 total net yards per game, but the unit has been dominant in the last six outings, allowing the league's fewest total net yards per game (264.7). During that stretch, the Cardinals rank first in passing defense (183.7 yards per game) and third in run defense (81.0 yards per game).

Cardinals LB Chandler Jones, who leads the NFL in sacks (15.0) and tackles for loss (25), has been a consistent presence throughout the defensive turnaround. Jones and company will be charged with stopping a New York offense that has struggled to move the ball this season, ranking 24th in total offense (311.0 yards per game) and 27th on the ground (89.0 yards per game).

The two co-winners of the 2016 "Walter Payton NFL Man of the Year" award - Cardinals WR Larry Fitzgerald and Giants QB Eli Manning - will again share a stage on Sunday (more info on page three). Only four active players have been with their current teams longer than Manning and Fitzgerald, who were drafted first and third, respectively, in the 2004 NFL Draft. Fitzgerald enters this week's game needing eight receptions and 18 receiving yards to become the first player in NFL history to reach 100 catches and 1,000 yards in a season he started at age 34 or older.

GAME RELEASE INDEX

Page	Contents
2	Cardinals-Giants Series Info
3	University of Phoenix Stadium / Giants Players from AZ / Men of the Year
4	Last Week's Game / Highlights from Washington
5	WR Larry Fitzgerald & LB Chandler Jones Highlights From 2017
6	Season Info / Injury Breakdown
7	By The Numbers / What To Look For / NFL Week 16 Schedule
8-11	Larry Fitzgerald career / Offensive Highlights
12	Cardinals Leadership / Michael Bidwill / Steve Keim
13	Bruce Arians Highlights
14-15	Defensive Highlights / Peterson / Dansby / Mathieu / Baker
16	Special Teams Highlights / Phil Dawson / Andy Lee
17-20	Individual Player Notes / Transactions
21-43	Rosters / Depth Chart / 2017 Season Stats / NFL Standings

ARIZONA CARDINALS - 2017 SCHEDULE

Date	Opponent	Location	AZ Time
Sep. 10	@ Detroit	Ford Field	L, 23-35
Sep. 17	@ Indianapolis	Lucas Oil Stadium	W, 16-13 (OT)
Sep. 25	DALLAS^	Univ. of Phoenix Stadium	L, 17-28
Oct. 1	SAN FRANCISCO	Univ. of Phoenix Stadium	W, 18-15 (OT)
Oct. 8	@ Philadelphia	Lincoln Financial Field	L, 7-34
Oct. 15	TAMPA BAY	Univ. of Phoenix Stadium	W, 38-33
Oct. 22	@ L.A. Rams#	Twickenham Stadium	L, 0-33
BYE			
Nov. 5	@ San Francisco	Levi's Stadium	W, 20-10
Nov. 9	SEATTLE+	Univ. of Phoenix Stadium	L, 16-22
Nov. 19	@ Houston	NRG Stadium	L, 21-31
Nov. 26	JACKSONVILLE	Univ. of Phoenix Stadium	W, 27-24
Dec. 3	L.A. RAMS	Univ. of Phoenix Stadium	L, 16-32
Dec. 10	TENNESSEE	Univ. of Phoenix Stadium	W, 12-7
Dec. 17	@ Washington	FedEx Field	L, 15-20
Dec. 24	N.Y. GIANTS	Univ. of Phoenix Stadium	2:25 PM
Dec. 31	@ Seattle	CenturyLink Field	2:25 PM

+ Thursday Night on NBC/NFL Network

^ ESPN Monday Night Football #International Series-London

* Subject to flexible scheduling decisions

THIS WEEK'S HIGHLIGHTS

-The Cardinals host the New York Giants this week. The Giants join the Patriots and Bears as the only three teams the Cardinals have never defeated at University of Phoenix Stadium. The Giants also won Super Bowl XLII at University of Phoenix Stadium by defeating the previously unbeaten Patriots.

-With 48 victories (including postseason), **Bruce Arians** is one win away from tying Ken Whisenhunt (49) for the most in team history by a head coach.

-No player in the NFL has more receptions at home this season than WR **Larry Fitzgerald** has at University of Phoenix Stadium (55).

-Fitzgerald is 18 receiving yards shy of his ninth career 1,000-yard season and eight receptions away from reaching 100 catches for the fifth time.

-LB **Chandler Jones** leads the NFL with 15.0 sacks this season. He is the first player in franchise history with 15.0+ sacks through 14 games.

-Dating back to Week 10, the Cardinals defense ranks #1 in yards allowed (264.7 yards/game), #1 in pass defense (183.7 yards/game) and #3 in run defense (81.0 yards/game).

-The Cardinals continue to get hit hard by injuries in 2017. They have had 28 different players combine to miss 144 total games this season and 14 players currently on IR. Of the Cardinals 22 starters in Week 11, just 10 started last week at Washington, which is the lowest total in the NFL.

-Arizona started its seventh O-Line combination last week, with rookie T **Will Holden** making his third start of the season and first career start at LT.

-P **Andy Lee** averaged 50.2 yards per punt against Washington last week, marking the second time in three games he has averaged at least 50.0 per punt. Lee is averaging 46.8 yards per punt in 2017, just 0.2 yards off the franchise single season record (47.0, Ben Graham in 2009).

BROADCAST INFORMATION

Television: FOX / Play-By-Play: Dick Stockton Analyst: Mark Schlereth Sideline: Shannon Spake

Cardinals Radio: Arizona Sports 98.7 FM / Play-By-Play: Dave Pasch Analyst: Ron Wolfley Sideline: Paul Calvisi

Cardinals Spanish Radio: 105.1 FM Latino Mix / Play-By-Play: Gabriel Trujillo Analyst: Rolando Cantu



CARDS-GIANTS CONNECTIONS

Giants Connections

Cardinals T/G **Vinston Painter** was on the Giants practice squad during Weeks 2-3 of the 2015 season.

Cardinals Director of Pro Scouting **Quentin Harris** spent the 2006 training camp with the Giants. Harris was a four-year starter at free safety for Syracuse from 1998-2001.

Cardinals Connections

Giants CB **Dominique Rodgers-Cromartie** spent the first three years (2008-10) of his NFL career with Arizona. The 16th overall pick of the 2008 NFL Draft, he played in all 54 games (including postseason) and recorded 16 INTs as a Cardinal.

Giants Secondary/Safeties coach **Dave Merritt** played LB for the Cardinals from 1993-96. Merritt was also a teammate of Cardinals General Manager **Steve Keim** at North Carolina State from 1991-92.

Giants O-Line coach **Mike Solari** served in the same position for the Cardinals in 1989.

Giants G **Jon Halapio** spent the 2015 training camp and preseason with the Cardinals.

New York/New Jersey Connections

Cardinals DL **Olsen Pierre** (Rahway) and LB **Haason Reddick** (Camden) are from New Jersey.

Cardinals Head Coach **Bruce Arians** was born in Paterson, NJ.

Cardinals Assistant Head Coach/Offense **Tom Moore** coached with the NFL's New York Stars in 1974.

Cardinals CBs coach **Kevin Ross** is from Paulsboro, NJ and began his coaching career in New Jersey, first at Camden High School from 1999-2000 and then at Woodrow Wilson High School from 2001-02. In 2009, he was an assistant coach with the NFL's New York Sentinels.

Cardinals Assistant O-Line coach **Larry Zierlein** was the co-offensive coordinator/O-line coach for the New York/New Jersey Knights of the WFLA from 1991-92.

Cardinals Football Operations Director **Matt Caracciolo** is from Oceanside, NY and graduated from Ithaca College. In 2003, Caracciolo and Giants TE's coach **Kevin M. Gilbride** were graduate assistants at Syracuse.

Arizona Connections

Giants Special Teams Coordinator **Tom Quinn** played college football at the University of Arizona from 1986-90.

Giants Scout **Michael Murphy** coached at Arizona Western in 1992.

College/Pro Connections

Cardinals LB **Chandler Jones** (2012-15) played with Giants LB **Akeem Ayers** (2014) and RB **Shane Vereen** (2011-14) in New England while Giants D-Line coach **Patrick Graham** was D-Line (2012-13) and LBs coach (2014-15). They were all part of the 2014 Patriots team that won Super Bowl XLIX at University of Phoenix Stadium.

Cardinals LBs coach **Bob Sanders** (2009-12) was the Bills D-Line/LBs/OLBs coach when Giants MLB **Kelvin Sheppard** (2011-12) played for the team. Sheppard (2013) later played for the Colts with Cardinals S **Antoine Bethea** (2006-13) and RB **Kerwynn Williams** (2013).

Cardinals S **Tyrann Mathieu** (2010-11) and CB **Patrick Peterson** (2008-10) played with Giants MLB **Kelvin Sheppard** (2007-10) at LSU while Giants Assistant O-Line coach **Lunda Wells** (2008-11) was on staff. Giants P **Brad Wing** also played with Mathieu in 2010.

Cardinals LB **Chandler Jones** (2009-11) played at Syracuse with Giants G **Justin Pugh** (2009-12), who was just placed on IR.

Cardinals QB **Matt Barkley** (2009-12) played at USC with Giants LB **Devon Kennard** (2009-13) and TE **Rhett Ellison** (2008-11).

Cardinals LB **Karlos Dansby** (2010-12) played with Giants G **John Jerry** (2010-13) and DE **Olivier Vernon** (2012-15) in Miami.

Cardinals DL **Olsen Pierre** (2011-14) played at Miami with Giants OLB **Ray-Ray Armstrong** (2009-11) and T **Ereck Flowers** (2012-14).

Cardinals DL **Robert Nkemdiche** (2013-15) played at Mississippi with Giants TE **Evan Engram** (2013-16).

In 2012, Cardinals WR **Jaron Brown** and Giants LB **B.J. Goodson** played together at Clemson.

From 2011-12, Cardinals K **Phil Dawson** played for the Browns with Giants T **John Greco**.

In 2014, Cardinals LB **Gabe Martin** played at Bowling Green with Giants WR **Roger Lewis**.

In 2003, Cardinals QBs coach **Byron Leftwich** played for the Jacksonville Jaguars while Giants Offensive Coordinator **Mike Sullivan** was an offensive assistant.

In 2013, Cardinals LS **Aaron Brewer** and Giants CB **Dominique Rodgers-Cromartie** played for the Broncos.

SERIES BREAKDOWN

This week's game between the Cardinals and Giants is the 127th all-time meeting between the two teams in a series that dates back to 1926. It is the Cardinals third-oldest rivalry (Chicago, Green Bay) and the Cardinals have faced the Giants more times than any other NFL franchise.

Between 1950 and 2001, the Cardinals and Giants played twice a year (except in 1968 and 1982) as members of the NFC East before the Cardinals joined the NFC West in the division realignment in 2002.

This week's meeting marks the eighth time the two teams have faced off since the Cardinals joined the NFC West in 2002, with Arizona holding a 4-3 advantage in the previous seven matchups during that span. The Cardinals defeated the Giants 24-17 in their last road game in the series (2009).

Arizona has won its last two road games against the Giants but has lost its last two home games in the series. The Giants join the Bears and Patriots as the only three teams the Cardinals have never defeated at University of Phoenix Stadium.

CARDS-GIANTS REGULAR SEASON SERIES

- Overall Regular Season Series: 43-81-2
- Cardinals at home vs. the NYG: 23-32-2
- First Meeting: 11/7/26 @ NY Giants, L, 20-0
- Last Meeting: 9/14/14 @ NY Giants, W, 25-14
- Last Cardinals Home Win: 11/14/04 vs. NY Giants, W, 17-14

2017 SEASON STATISTICS

Statistic	Cards	Rank	Giants	Rank
Points Scored/Game	17.6	27	16.3	30
Points Allowed/Game	24.1	23t	25.4	28
TDs Scored	24	29t	26	28
TDs Allowed	38	22t	40	26
Rushing TDs	5	28t	5	28t
Passing TDs	18	24	19	20t
Return TDs	1	23t	2	16t
Rushing TDs Allowed	12	22t	9	10t
Passing TDs Allowed	22	18t	30	32
Return TDs Allowed	4	23t	1	3t
Sacked/Yards Lost	49/322	31	30/177	11
Fumbles/Lost	17/7	14t	15/7	14t
Field Goals Made	27/35	10t	16/22	27
Total Yards/Game	319.9	21	311.0	24
Opp. Total Yards/Game	313.3	7	391.8	32
Rushing Yards/Game	85.4	30	89.0	28
Opp. Rushing Yards/Game	92.1	6	128.4	31
Passing Yards/Game	234.4	15	222.0	17
Opp. Passing Yards/Game	221.1	14	263.4	31
Turnover Ratio	-4	22t	-4	22t
Average Time of Possession	30:31	8	28:20	29

THE COACHES

Bruce Arians



57-35-1*

56-33-1

1-2

5th

5th

Overall Record

Regular Season Record

Playoff Record

Years as NFL Head Coach

Years with Team

10-40-0*

10-40-0

0-0

4th

5th

Steve Spagnuolo



*Includes record as interim head coach. Arians posted a 9-3 record as interim HC with the Colts in 2012, winning NFL Coach of the Year honors.

A two-time NFL Coach of the Year (2012, 2014), **Bruce Arians** is in his fifth season in Arizona and 25th season coaching in the NFL. Arians became an NFL head coach for the first time when the Cardinals hired him on January 17, 2013. Arizona has posted a 48-31-1 record under Arians, including postseason. Including his tenure as interim head coach with Indy in 2012, Arians has posted a 56-33-1 regular season record as head coach. Among active NFL head coaches, only Bill Belichick (71), Pete Carroll (62) and Mike Tomlin (57) have more wins in their last 90 games.

Named interim head coach of the Giants on December 4, **Steve Spagnuolo** is in his second stint - and fifth year - with the organization. The Giants defensive coordinator from 2007-08, Spagnuolo was part of the Super Bowl XLII Championship team before going on to serve as head coach for the St. Louis Rams for three seasons (2009-11). He returned to the Giants as defensive coordinator in 2015 after a year in New Orleans (2012) and two seasons in Baltimore (2013-14). Now in his 19th season coaching in the NFL, Spagnuolo entered the league in 1999 as a defensive assistant in Philadelphia. Prior to that, he spent 17 seasons as an assistant at the college level and in NFL Europe. A Massachusetts native, he played WR at Springfield College before beginning his coaching career.

CARDS GO FOR 5TH HOME WIN OF 2017

With a 4-3 record at home in 2017, the Cardinals will look to secure its eighth season with a winning record at home since beginning play at University of Phoenix Stadium in 2006. Arizona posted a winning record just four times in its 18 seasons (1988-2005) at Sun Devil Stadium.



With a win this week, Arizona would finish the 2017 season with a 5-3 record at home. *In doing so, they would earn their fifth consecutive season with a winning record at home (all under Arians).* Arizona has already secured its 11th straight season with at least four home wins.

Cardinals Home Record (2006-17)

Year	Record	Year	Record
2017	4-3	2011	6-2
2016	4-3-1	2010	4-4
2015	6-2 (1-0 in playoffs)	2009	4-4 (1-0 in playoffs)
2014	7-1	2008	6-2 (2-0 in playoffs)
2013	6-2	2007	6-2
2012	4-4	2006	3-5

Below is a look at the organization's success at University of Phoenix Stadium compared to 18 seasons at Sun Devil Stadium.

Overall Comparison Statistic	11+ seasons at UoP Stadium	18 seasons at SD Stadium
Sellouts	123	12
Regular Season Record	97-92-1	100-188
Regular Season Win %	.513	.347
Regular Season Home Record	60-34-1	64-80
Home Win %	.637	.444
Postseason Record	5-4	1-1
Postseason Home Record	4-0	0-0
Seasons with Winning Record	5	1
Postseason Berths	4	1
Division Titles	3	0
Conference Championship Games	2	0
Super Bowl Appearances	1	0

LOOKING FOR A HOME WIN OVER THE GIANTS

The Cardinals have a home win against 28 of the 31 other NFL franchises since beginning play at University of Phoenix Stadium in 2006. The only teams Arizona has never defeated there are Chicago, the NY Giants and New England. The Cardinals are 0-2 at home against the Giants dating back to '06.

In its last three home games this season, Arizona has defeated two teams (Jacksonville, Tennessee) who made their first-ever appearance at University of Phoenix Stadium.

WINNING AT HOME UNDER ARIANS

Dating back to the beginning of the 2013 season, the Cardinals have posted a 27-11-1 record at home under head coach **Bruce Arians**. Their .705 win percentage in that span is tied for seventh in the NFL.

NFL Leaders - Home Win Percentage (2013-17)

Rnk	Team	Pct.	W	L	T
1	New England	.842	32	6	0
2t	Seattle	.769	30	9	0
2t	Denver	.769	30	9	0
4t	Carolina	.718	28	11	0
4t	Kansas City	.718	28	11	0
4t	Pittsburgh	.718	28	11	0
7t	Arizona	.705	27	11	1
7t	Green Bay	.705	27	11	1
9t	Cincinnati	.692	26	11	2
9t	Minnesota	.692	27	12	0

123 SELLOUTS IN A ROW

The Cardinals have sold out all 123 games played at University of Phoenix Stadium since it opened in 2006 - including preseason and postseason.

Arizona has sold out all nine home games this season and with a sellout of this week's game against the Giants, the team will have sold out every game in 12 seasons at their home field.

IT GETS LOUD IN THERE

Having a sellout crowd on hand at University of Phoenix Stadium has given the Cardinals one of the NFL's most distinct advantages.

Dating back to the inaugural year at the stadium in 2006, Cardinals opponents have accumulated 157 accepted false start penalties in the regular season, the most for any home team in the NFL during that span.



NFL Leaders - Opponent False Start Penalties (2006-Present)

Rnk	Home Team	FS	Stadium
1	Cardinals	157	University of Phoenix Stadium
2	Vikings	140	U.S. Bank Stadium/Metrodome/TCF Bank
3	Seahawks	139	CenturyLink Field
4	Lions	138	Ford Field
5	Eagles	132	Lincoln Financial Field

A PAIR OF ALL-TIME GREATS

The two co-winners of the 2016 "Walter Payton NFL Man of the Year" award - one of the league's most distinguished honors - face off this week when the Cardinals host the Giants at University of Phoenix Stadium.



Cardinals WR **Larry Fitzgerald** and Giants QB **Eli Manning** were named co-winners of the award last season. It is the only league award that recognizes a player's off-the-field community service as well as his playing excellence.

Taken 3rd and 1st overall in the 2004 NFL Draft, respectively, Fitzgerald (14th season with AZ) and Manning (14th season with NYG) have both spent their entire careers with their current team. They both rank in the top-10 in numerous categories in league annals and will go down among the best players in their franchise's storied history. Fitzgerald has played in 216 games with Arizona and Manning has played in 214 with New York.

Active NFL Position Players - Most Years with Single Team

1st Year	Player (Team)	Seasons	Games
2000	QB Tom Brady (Patriots)	18	251
2003	TE Jason Witten (Cowboys)	15	237
2003	TE Antonio Gates (Chargers)	15	218
2003	LB Terrell Suggs (Ravens)	15	211
2004	WR Larry Fitzgerald (Cardinals)	14	216
2004	QB Eli Manning (Giants)	14	214
2004	QB Ben Roethlisberger (Steelers)	14	199
2004	QB Philip Rivers (Chargers)	14	194


Another thing that binds Fitzgerald and Manning is that, as Walter Payton NFL Man of the Year honorees, they are among the five active NFL players who wear a patch on their jersey commemorating the honor for the rest of their careers. Saints QB Drew Brees (2006), Cowboys TE Jason Witten (2012) and Panthers LB Thomas Davis (2014) are the other active players who have earned the award.



THREE GIANTS RETURN HOME



Kennard



Moss



Perkins

This week's visit to the Valley will be a homecoming for three members of the New York Giants - LB **Devon Kennard**, DE **Avery Moss** and RB **Paul Perkins** (pictured above) - who all grew up and played their high school football in the Phoenix Area.

DEVON KENNARD / PHOENIX / DESERT VISTA HIGH SCHOOL

A Phoenix native, Kennard attended Desert Vista High School, where he helped lead the Thunder to an appearance in the 2007 5-A state championship game. With 111 tackles and 24.0 sacks that season, Kennard earned Rivals.com Junior first-team All-America honors. His father, **Derek Kennard**, was an NFL offensive lineman for 11 years, including five seasons (1986-90) with the Cardinals.

AVERY MOSS / TEMPE / CORONA DEL SOL HIGH SCHOOL

The Tempe-born Moss was a standout in both football and basketball at Corona Del Sol High School. A second-team All-State recipient in both sports, he was star DE in the football field and he helped lead the Aztecs to a 32-1 record and Division I state title in 2012 in basketball. He had 18 points, 21 rebounds and four blocks in the state title game.

PAUL PERKINS / MESA / CHANDLER HIGH SCHOOL

Perkins is from Mesa and earned three varsity letters as a running back and safety at Chandler High School. As a senior in 2011, Perkins was named first-team All-State after rushing for 1,297 yards and 20 TDs.

He was also a four-year letterman and the 2011 MVP of the track team, which won the 2010 and 2012 state championship meets. He placed second in the state 300m hurdle event as a senior and set a school-record time (37.35 second) in the event.

His father, **Bruce**, played fullback at Arizona State from 1988-89, and his younger brother, **Bryce**, redshirted his freshman year (2015) with the Sun Devils before transferring to Arizona Western.

Bryce's 46 TD passes during Chandler's 2014 state championship season set a single-season 6-A state record, which was broken by this year's Arizona Cardinals Arizona High School Player of the Year, Brock Purdy (57).

LAST WEEK'S GAME

Redskins 20, CARDINALS 15 December 17, 2017 – FedEx Field (71,026)

In a week 15 visit to the nation's capital, the Cardinals were eliminated from playoff contention after a 5-point defeat. Arizona's offense moved the ball well for much of the afternoon and penetrated the Washington 20-yard line on 6 of its first 12 drives. However, for the 2nd straight game, the Cards were unable to reach the end zone. Kicker Phil Dawson was a perfect 5-5 on FGs but those 15 points were not enough to secure victory. Defensively, AZ surrendered just 218 total yards and only 31 rushing while holding the Redskins to 1-9 on 3rd down. Both teams moved to 6-8 with the outcome. The season-long injury woes continued for AZ who earlier in the week placed its 13th player on IR and saw 7 players exit the game with injuries. The Cards started its 7th different O-line combination and were down to 3rd string starters at several positions.

On the 3rd snap of the game, the Cards faced a 3rd-n-7 at their own 28 when DL Anthony Lanier came up the middle to not only sack Blaine Gabbert but also force a fumble that LB Preston Smith recovered and returned to the AZ6. Two plays later QB Kirk Cousins hit WR Jamison Crowder in the end zone with a 5-yard TD pass. The AZ offense bounced right back on its next drive and marched to the Washington 12 in 14 plays. However, sacks on consecutive plays pushed them back and Phil Dawson's 40-yard FG made it 7-3. Early in the 2nd quarter, the Redskins went up 14-3 when RB Kapri Bibbs caught a short screen pass and took it 36 yards down the right sideline for a score. The Cards responded by again advancing deep into Washington territory on the ensuing drive but had to settle for another Dawson FG, this one a 35-yarder that made it 14-6. Arizona's next series reached the Washington 9 but on 1st-n-goal from there, Gabbert's pass to TE Ricky Seals-Jones was knocked in the air and INT'd by Preston Smith. However, the Redskins returned the favor on the next play from scrimmage when S Antoine Bethea forced a fumble after a catch by TE Vernon Davis and CB Tramont Williams returned it to the Washington 33. The Cards would get to the 1 and have 2 shots at the end zone from there but were unsuccessful and Dawson's 19-yard FG as the half expired made it 14-9. The Cards trailed by 5 at intermission despite holding sizable advantages in total yards (202 to 77), offensive plays (47 to 15) and time of possession (23:26 to 6:34).

Arizona opened the 2nd half with a pooch kickoff from Dawson that Budda Baker recovered at Washington's 25 but they could not convert with a TD. Dawson's 34-yarder did cut it to a 2-point game early in the 3rd. Later in the quarter, Washington moved 88 yards in 11 plays but could get no further than the AZ5 and came away with a 24-yard Dustin Hopkins FG. The score remained 17-12 into the 4th when the Cards again threatened, this time advancing to the Redskins 19. Dawson's 5th FG of the day made it 17-15 with 11:13 to play but Hopkins pushed it back up to a 5-point lead on a 32-yard FG with 4:30 left. The AZ offense would get the ball back twice more with chances to score the go-ahead TD. The 1st drive reached the WASH35 but got no further while the 2nd moved to the WSH21 in the final minute but the Cards turned it over on downs there.

CARDINALS	3	6	3	3	15
Redskins	7	7	3	3	20

Team	Qtr.	Time	Scoring Play
Redskins	1	13:30	Crowder 5-yard pass from Cousins (Hopkins kick)
CARDS	1	3:47	Dawson 40-yard FG
Redskins	2	13:27	Bibbs 36-yard pass from Cousins (Hopkins kick)
CARDS	2	7:35	Dawson 35-yard FG
CARDS	2	0:00	Dawson 19-yard FG
CARDS	3	13:37	Dawson 34-yard FG
Redskins	3	4:23	Hopkins 24-yard FG
CARDS	4	11:13	Dawson 32-yard FG
Redskins	4	4:30	Hopkins 32-yard FG

Drive	Score
2-6, 0:43	0-7
16-60, 9:43	3-7
5-63, 1:41	3-14
11-57, 5:52	6-14
10-32, 1:39	9-14
4-6-1, 2:3	12-14
11-88, 6:04	12-17
9-47, 3:37	15-17
8-30, 3:21	15-20

STATISTICS

	AZ	WAS
First Downs	19	14
3rd Down Eff. (Pct)	4-19 (21)	1-9 (11)
Total Plays	80	48
Avg. Gain	3.6	4.1
Rushes-Yards	34-141	21-31
Net Passing Yards	145	187
Total Net Yards	286	218
Passing (A-C-I)	41-16-1	26-18-0
Sacked by Opp.	5-44	1-9
Punts-Average	5-50.2	6-53.2
Fumbles-Lost	3-1	1-1
Penalties	8-71	7-83
Time of Possession	36:16	23:44

Weather: Partly cloudy, 50 degrees, Humidity 47%, Winds S 1 mph.

RUSHING

CARDS: KWilliams 17-61; Penny 10-45; Gabbert 6-28; Nelson 1-7.
Redskins: Perine 15-37; Bibbs 2-6; Daniels 1-2; Cousins 2-0; Doctson 1-(-14).

PASSING

CARDS: Gabbert 16-41, 189 yds, 0 TD, 1 INT.
Redskins: Cousins 18-26, 196 yds, 2 TD, 0 INT.

RECEIVING

CARDS: Fitzgerald 5-60; Foster 4-22; Niklas 3-41; Seals-Jones 2-11; Nelson 1-46; JaBrown 1-9.
Redskins: Crowder 5-55, TD; Bibbs 4-47, TD; Perine 2-29; Grant 2-20; Davis 2-18; Doctson 2-16; Paul 1-11.

INTERCEPTIONS

CARDS: None.
Redskins: PSmith 1-18.

PHIL GOES FIVE FOR FIVE

K **Phil Dawson** made all five of his FG attempts in last week's game against Washington, becoming just the fifth different player in franchise history to make at least five FGs in a game.

Franchise Record - Field Goals Made (Game)	FGs
Rnk Player (Opponent)	
1 Jim Bakken (9/14/67 @ Pit)	7
2t Neil Rackers (10/2/05 vs. SF)	6
2t Jim Bakken (12/7/73 @ Atl)	6
4t Phil Dawson (12/17/17 @ Was)	5
4t Chandler Catanzaro (10/4/15 @ StL)	5
4t Jay Feely (12/12/10 vs. Den)	5
4t Jim Bakken (9/29/76 @ GB)	5
4t Jim Bakken (12/13/64 vs. Phi)	5



Last week's performance marked the sixth time in his career that Dawson has made at least five FGs in a game. Only three players in NFL history have made at least five FGs in a game more times than Dawson.

NFL Record - Games with 5+ FGs (Career)	Gms
Rnk Player (Years)	
1 John Carney (1988-2010)	11
2 Morten Andersen (1982-2007)	9
3 Gary Anderson (1982-2004)	7
4 Phil Dawson (1999-2017)	6
5t Kris Brown (1999-2010)	5
5t Steve Christie (1990-2004)	5
5t Sebastian Janikowski (2000-2016)	5
5t Matt Stover (1991-2009)	5

30 IN A ROW

Dawson has scored AZ's last 30 points. The last NFL player to score 30+ straight points for a team was Joe Nedney (43 in a row) for San Francisco in 2005.

Last week's performance marked the fourth time this season - and third time in the last four games - that Dawson has made four FGs in a game. *Dawson now joins Neil Rackers (4 in 2005) as the only players in franchise history to make at least four FGs in game four times in a single season.*

In NFL history, only seven players have more career games with four or more FGs than Dawson (21).

NFL Record - Games with 4+ FGs (Career)	Gms
Rnk Player (Years)	
1 John Carney (1988-2010)	29
2t Jason Hanson (1992-2012)	27
2t Matt Stover (1991-2009)	27
4 Adam Vinatieri (1996-2017)	24
5 David Akers (1998-2013)	23
6t Gary Anderson (1982-2004)	22
6t Sebastian Janikowski (2000-2016)	22
8t Phil Dawson (1999-2017)	21
8t Morten Andersen (1982-2007)	21
8t Jan Stenerud (1967-1985)	21

DEFENSE CONTINUES UPWARD TREND

The Cardinals defense - under Defensive Coordinator **James Bettcher** - has been one of the best in the NFL over the last six weeks.



Arizona entered Week 10 of the 2017 season with the NFL's #24 ranked defense, allowing 349.8 total yards per game. After holding Washington to just 218 total net yards last week, including just 31 yards rushing, the Cardinals enter Week 16 with the NFL's #7 ranked defense - allowing an average of just 313.3 yards per game.

Arizona has had one of the NFL's top-ranked defenses in a host of categories dating back to Week 10:

Statistic	Rank
Net Yards/Game (264.7)	1 st
Yards/Play (6.40)	2 nd (Denver #1 at 6.2)
Passing Yards/Game (183.7)	1 st
Passing Yards/Attempt (6.50)	8 th
Rushing Yards/Game (81.0)	3 rd
Rushing Yards/Attempt (3.35)	2 nd (Denver #1 at 3.15)
Rushing Stuff Percentage (13.1)	5 th
3rd Down Conversion % (27.8)	2 nd (Minnesota #1 at 24.3)
Takeaways (9)	t-7 th

Following its performance against the Redskins last week, Arizona's defense has now held:

- 4 of the last 6 opponents under 300 total net yards
- 6 of the last 7 opponents under 100 rushing yards
- 3 of the last 4 opponents under 200 net passing yards
- 6 straight opponents under 230 net passing yards
- 5 of the last 7 opponents under 30% conv. on 3rd down
- 5 of the last 7 opponents under 5.0 yards per play

THREE AND OUT

The Cardinals defense defense has forced 3-n-outs on 51 of their opponents' 171 offensive possessions (29.9%). Among all NFL teams only the Broncos have more (52 on 169 drives/30.8%).

FOCUSED ON STOPPING THE RUN UNDER BETTCHER

Dating back to 2015, Arizona's defense has allowed an average of 3.68 yards per rush attempt (4,268 yards on 1,161 attempts). Only Seattle (3.67 yards per attempt) has allowed fewer yards per attempt than Arizona in that span.

Dating back to 2015, only Carolina (90.5 rushing yards/game) has allowed fewer rushing yards per game than Arizona (92.8).

LARRY CONTINUES CLIMB IN 2017

WR **Larry Fitzgerald** has continued his climb up the NFL's all-time receiving lists this season. His most recent move came in Week 14 vs. the Titans.

With 44 receiving yards against Tennessee, Fitzgerald passed 2018 Hall of Fame Semi-finalist WR Randy Moss (15,292) and moved into third place on the NFL's all-time receiving yardage list. Fitzgerald has now moved up six spots (9th to 3rd) on the all-time receiving yardage list this season.

Fitzgerald now ranks third in NFL history for both receptions (1,217) and receiving yards (15,371). Fitzgerald and WR Jerry Rice (1st in receptions & yards) are the only players that rank in the top-5 in NFL history in both receptions and receiving yards.



NFL All-Time Receiving Yardage Leaders			
Rnk	Yards	Player	Yds To Pass
1	22,895	Jerry Rice+	7,525
2	15,934	Terrell Owens	564
3	15,371	Larry Fitzgerald*	-
4	15,292	Randy Moss	-
5	15,208	Isaac Bruce	-

+Hall of Fame Inductee *Active in 2017

In NFL history, only Jerry Rice (19,247 with the 49ers) has had more receiving yards with a single team than Fitzgerald has with Arizona.

NFL History – Receiving Yards with One Team			
Rnk	Player	Yards	Team
1	Jerry Rice	19,247	San Francisco
2	Larry Fitzgerald	15,371	Arizona
3	Tim Brown	14,734	L.A./Oakland Raiders
4	Marvin Harrison	14,580	Indianapolis
5	Reggie Wayne	14,345	Indianapolis

In Week 13 vs. the Rams, Fitzgerald became just the third player in NFL history to reach 1,200+ career receptions. He ranks third in NFL history with 1,217 receptions in his career.

NFL All-Time Receptions Leaders			
Rnk	Rec	Player	Rec To Pass
1	1,549	Jerry Rice+	333
2	1,325	Tony Gonzalez	109
3	1,217	Larry Fitzgerald*	-
4	1,145	Jason Witten*	-
5	1,102	Marvin Harrison+	-

+Hall of Fame Inductee *Active in 2017

Fitzgerald caught his fifth TD of the season - and 109th of his career - against the Rams in Week 13. He ranks eighth on the NFL's all-time TD receptions list, and second among active players behind Antonio Gates (112). He needs two TD receptions to tie Tony Gonzalez (111) for seventh in NFL history.

NFL Career Leaders—Touchdown Receptions		
Rnk	TDs	Player (Years)
1	197	WR Jerry Rice (1985-04)+
2	156	WR Randy Moss (1998-12)
3	153	WR Terrell Owens (1996-10)
4	130	WR Cris Carter (1987-02)+
5	128	WR Marvin Harrison (1996-08)
6	113	TE Antonio Gates (2003-)#
7	111	TE Tony Gonzalez (1997-14)
8	109	WR Larry Fitzgerald (2004-)#
9t	100	WR Steve Largent (1976-89)+
9t	100	WR Tim Brown (1988-04)+

+Hall of Fame Inductee #Active in 2017

NO SLOWING DOWN AT 34

After catching five passes against Washington last Sunday, WR **Larry Fitzgerald** has 92 receptions in 2017. That total ranks second the NFC and only three players - Antonio Brown, Jarvis Landry and Michael Thomas - have more this season.

The average age of the four other WRs in top-5 in receptions this season is 25.7 years old.

NFL Leaders – Receptions (2017)			
Rnk	Player (Team)	Rec	Age
1	Antonio Brown (Pit)	101	29
2	Jarvis Landry (Mia)	98	25
3	Michael Thomas (NO)	94	24
4t	Larry Fitzgerald (AZ)	92	34
4t	DeAndre Hopkins (Hou)	92	25

No player in NFL history has ever posted 100+ receptions and 1,000+ receiving yards in a season he began at age 34 or older. Fitzgerald (92 receptions for 982 yards in 2017) is 8 receptions away from 100 and 18 receiving yards away from 1,000 this season.



JONES CONTINUES RECORD PACE

LB **Chandler Jones** finished last week's game against the Redskins with two tackles, a sack, a tackle for loss and three QB hits. *Since being acquired by the Cardinals in 2016, Jones leads the NFL in sacks (26.0) and tackles for loss (40) during that span.*



Jones now has 15.0 sacks and 25 tackles for loss in 2017. Both totals lead the NFL. Jones also leads the NFL with 30 QB hits in 2017.

NFL Leaders - Sacks (2017)		
Rnk	Player (Team)	Sack
1	LB Chandler Jones (AZ)	15.0
2	DE Calais Campbell (Jax)	14.5
3	DE Demarcus Lawrence (Dal)	13.5
4	DE Everson Griffen (Min)	13.0
5	DE Joey Bosa (LAC)	11.5

NFL Leaders – Tackles for Loss (2017)		
Rnk	Player (Team)	TFL
1	Chandler Jones (AZ)	25
2	Jadeveon Clowney (Hou)	20
3	Melvin Ingram (LAC)	17
4	Von Miller (Den)	16
5	4 players tied	15

ON PACE TO BE THE FIRST
No Cardinals player has ever led the NFL in sacks in a season.

Since STATS, Inc. began to track tackles for loss in 2008, there have been just three players who have recorded 15.0+ sacks and 25+ tackles for loss through the first 15 weeks of a season.

Players with 15+ Sacks/25+ TFL Thru Week 15 (2008-17)			
Year	Player (Team)	Sack	TFL
2017	Chandler Jones (AZ)	15.0	25
2012	Von Miller (Den)	16.0	26
2012	J.J. Watt (Hou)	19.5	33

MOST-EVER THROUGH 14 GAMES - AND TWO FROM THE RECORD
Jones' 15.0 sacks in 2017 are the most in team history through 14 games.

Franchise Record – Sacks Through 14 Games (1982-2017)		
Rnk	Player (Year)	Sacks
1	Chandler Jones (2017)	15.0
2	Simeon Rice (1999)	14.5
3	Bertrand Berry (2004)	12.5
4	Curtis Greer (1984)	12.0
5t	John Abraham (2013)	11.5
5t	Curtis Greer (1983)	11.5

Jones is just the third player in franchise history to record 15.0+ sacks in a season – and the first to do so since Simeon Rice (16.5) in 1999.

Franchise Record – Sacks in a Season		
Rnk	Player (Year)	Sacks
1	Simeon Rice (1999)	16.5
2	Curtis Greer (1983)	16.0
3	Chandler Jones (2017)	15.0
4	Bertrand Berry (2004)	14.5
5t	Freddie Joe Nunn (1988)	14.0
5t	Curtis Greer (1984)	14.0

Jones has at least one sack in 12 of 14 games played this season. He is the first player in franchise history to have at least one sack in at least 12 games in a single season. Since individual sacks became an official statistic in 1982, only two players in NFL history had a sack in more games in a season than Jones has in 2017: Demarcus Ware (14 in 2008) and Justin Houston (13 in 2014).

Franchise Record – Games with 1.0+ Sack (Season)		
Rnk	Player (Year)	Games
1	Chandler Jones (2017)	12
2	Curtis Greer (1984)	11
3t	Simeon Rice (1999)	10
3t	Freddie Joe Nunn (1988)	10
5t	Chandler Jones (2016)	9
5t	Markus Golden (2016)	9
5t	Bertrand Berry (2004)	9
5t	Simeon Rice (1996)	9

AMONG THE ELITE AT SACKING THE QB

Dating back to the beginning of the 2015 season, *Jones leads all NFL players with 38.5 sacks.*

NFL Leaders – Sacks (2015-17)		
Rnk	Player (Team)	Sacks
1	Chandler Jones (AZ)	38.5
2	Khalil Mack (Oak)	36.5
3	Von Miller (Den)	34.5
4	Everson Griffen (Min)	31.5
5	Aaron Donald (LAR)	30.0

Dating back to 2013, only Houston's J.J. Watt (16) has more games with multiple sacks (1.5+) than Jones (15).

NFL Leaders – Multi-Sack Games (2013-17)		
Rnk	Player (Team)	Gms
1	J.J. Watt (Hou)	16
2t	Chandler Jones (AZ/NE)	15
2t	Justin Houston (KC)	15
4	Elvis Dumervil (Bal/SF)	13
5t	Cameron Wake (Mia)	12
5t	Everson Griffen (Min)	12

INJURIES TAKE A TOLL ON AZ LINEUP

Over the last two games, Arizona has lost LT **Jared Veldheer** (ankle) and WR/PR **Brittan Golden** (arm) to IR and also lost starting RG **Earl Watford** to a high ankle sprain.

Arizona now has 14 players on the injured reserve list, including seven Week 1 starters. The Cardinals have lost their starting QB (**Carson Palmer**), their first-team All-Pro RB (**David Johnson**), future Hall of Fame RB **Adrian Peterson** (neck), a Pro Bowl LG (**Mike Iupati**), both of their starting OTs (Veldheer and **D.J. Humphries**), the team's leading tackler/starting S (**Tyvon Branch**), their 2016 sack leader (**Markus Golden**) and their top two kickoff/punt returners (**T.J. Logan** and Brittan Golden) to IR so far this season.

Of the 44 players who played in the season opener at Detroit, only 31 of them played last week in Washington. Only four of the offensive starters who began the season against the Lions played in last week's game.

Arizona has had 28 different players (17 offensive; 10 defensive; 1 special teams) miss a total of 144 games so far this season. Six of the team's Week 1 starters on offense have combined to miss 45 total games.

Players Lost To Injury in 2017

Player	Injury	Gms
RB T.J. Logan	Wrist (IR)	14
CB Ronald Zamort	Knee (IR)	14
G Mike Iupati	Triceps (IR)	13
RB David Johnson	Wrist (IR)	13
LB Markus Golden	Knee (IR)	10
T D.J. Humphries	Knee (IR)	9
LS Aaron Brewer	Wrist (IR-Return)	8
G Daniel Munyer	Toe (IR)	7
QB Carson Palmer	Arm (IR)	7
WR John Brown	Quadricep/Toe	6
S Tyvon Branch	Knee (IR)	5
TE Ifeanyi Momah	Leg (IR)	5
SLB Deone Bucannon	Ankle	4
S Rudy Ford	Knee (IR)	4
DL Robert Nkemdiche	Calf	4
DL Corey Peters	Ankle	4
RB Adrian Peterson	Neck (IR)	3
G Alex Boone	Chest	2
TE Jermaine Gresham	Ribs/Illness	2
QB Drew Stanton	Knee	2
RB Andre Ellington	Quadricep	1
WR Brittan Golden	Groin/Arm (IR)	1
LB Gabe Martin	Hamstring	1
DL Josh Mauro	Ankle	1
DL Olsen Pierre	Ankle	1
G Earl Watford	Ankle	1
WR Chad Williams	Back	1
T Jared Veldheer	Ankle (IR)	1
Total		144



WILLIAMS & PENNY REVIVE RUN GAME

RBs **Kerwynn Williams** and **Elijhaa Penny** have combined to carry the load at RB after both David Johnson (placed on IR after Week 1 with a wrist injury) and Adrian Peterson (placed on IR last week with a neck injury) were forced out of the lineup.

In the three games since Peterson's injury, the Cardinals have rushed for a combined 395 yards (131.7 yards/game), including 141 yards last week vs. Washington. Williams and Penny have combined for 291 yards on 67 carries in those three contests, averaging 4.3 yards per attempt.



TAKING ADVANTAGE OF PLAYING TIME

The career of **Williams** has been defined by taking advantage of the opportunities that present themselves. The 2017 season is Williams' fourth in Arizona, and he has earned way by being versatile. In his first three-plus seasons with the Cardinals, Williams has served as a RB, has covered kickoff and punts, and has even taken over at QB when the teams runs the Wildcat formation.

In the last three weeks, starting in place of Peterson, Williams has taken full advantage of his opportunities as a starting RB, rushing for 231 yards on 53 attempts - an average of 4.4 yards per carry.

Kerwynn Williams Fact Sheet

--Williams endured 25 different roster moves in his first four NFL seasons.

Season	Moves	Key Details
2016	4	Released 2x; Re-signed 2x
2015	6	Released 2x; 2x on practice squad; 2x on active roster
2014	7	Released 2x; 2x on practice squad; 1x on active roster
2013	8	Released 3x; 3x on practice squad; 1x on active roster

--After he was selected by the Colts in 2013, Williams endured 15 different roster moves between Indianapolis, San Diego and Arizona during his first 21 months in the NFL.

--He endured four different roster moves with Arizona in a span of 37 days before seeing his first NFL action at RB (vs. KC in Week 14 of the 2014 season), when he rushed for 100 yards on 19 carries.

ARIZONA'S MAN OF THE YEAR

Earlier this month, CB **Patrick Peterson** was named the "Arizona Cardinals/Walter Payton NFL Man of the Year" for the second time in his career (2015).

The award recognizes an NFL player for outstanding community service activities off the field as well as excellence on the field. Peterson received a \$50,000 donation to the charity of his choice and another \$50,000 donation in his name to expand the United Way Character Playbook program in Arizona.



Peterson is one of 32 NFL "Man of the Year" winners to qualify for the league's national 2017 "Walter Payton NFL Man of the Year" award. As part of a new element implemented this year, Peterson and all of the other "Man of the Year" nominees received a helmet decal to wear beginning in Week 14 through the end of the season to recognize their accomplishments on and off the field.

Peterson created his "Foundation for Success" in 2013 which aims to provide low-income and inner city youth with opportunities and resources to reach their full potential. He hosts an annual "Shop with a Jock" event each year at Walmart for 50 low-income and at-risk inner city families. Peterson has also hosted "Celebrity Golf Challenge" events at Topgolf in Arizona and has his annual "Show and Tell" car shows each April to benefit his foundation.

In January of 2015, Peterson unveiled the first "Patrick's Corner" of his foundation for students and families at Nevitt Elementary School in Phoenix. "Patrick's Corner" provides access to books and a safe environment to read with friends and family for at-risk students. Peterson has already opened 12 "Patrick's Corners" in Arizona with plans to open more in the future.

COREY GETS THREE MORE YEARS

On December 1, the Cardinals signed DL **Corey Peters** to a three-year contract extension that keeps him under contract with the team through the 2020 season.

The 29-year-old Peters has been with the Cardinals the past three years after joining the team as a free agent in 2015 from Atlanta. An eight-year veteran, Peters has played in 25 games (24 starts) with the Cardinals, helping Arizona finish with the NFL's second ranked defense last year, and the ninth ranked run defense.

Peters has started all 10 games played this season and has 29 tackles, eight tackles for loss, a sack and one pass defended. In his career, Peters has played in 95 games (79 starts) and has 231 tackles (170 solo), 12.0 sacks, one interception, one forced fumble, one fumble recovery and seven passes defended. Peters entered the league with the Falcons as a third-round selection (83rd overall) in the 2010 NFL Draft out of Kentucky.



NFC HONORS FOR ARIZONA

The Cardinals have had four different players named NFC Player of the Week in 2017 - most recently K **Phil Dawson** for his performance vs. Jacksonville in Week 12.

Week 2 @ Indianapolis - WR J.J. Nelson

Nelson caught five passes for 120 yards (24.0 avg.) and a TD in an OT victory over the Colts in Week 2. That performance earned Nelson NFC Offensive Player of the Week honors for the first time in his career. He became just the third WR (Roy Green, Larry Fitzgerald) in team history to be named Offensive Player of the Week.

Week 6 vs. Tampa Bay - RB Adrian Peterson

Five days after he was acquired in a trade, Peterson rushed for 134 yards and two TDs on 26 carries (5.2 yard avg.) vs. the Buccaneers in his Arizona debut. He became the first Cardinals player to rush for 100+ yards in his first game with the team since Ottis Anderson did so as a rookie in 1979.

Peterson was named NFC "Offensive Player of the Week" for his performance. It was Peterson's eighth career "NFC Offensive Player of the Week" award, the most among non-QBs in the NFL.

Week 9 @ San Francisco - LB Karlos Dansby

Two days after celebrating his 36th birthday, Dansby recorded seven tackles, a sack, an INT, a tackle for loss, two QB hits and two passes defended against the 49ers. His fourth quarter INT of a C.J. Beathard pass was the 20th of his career as he became just the fifth player in NFL history with 40+ sacks and 20+ INTs in their career.

It was the second career "Defensive Player of the Week" selection for Dansby, who last won the award 10 years ago as a member of the Cardinals in Week 10 of the 2007 season.

Week 12 vs. Jacksonville - K Phil Dawson

Dawson was named "NFC Special Teams Player of the Week" for his performance against the Jaguars, when he made all four of his FG attempts (32, 42, 48 and 57 yards), including connecting on a career-long 57-yard FG with one second left in regulation to give the Cardinals the three-point victory. His 57-yard field goal was the longest game-winning field goal in Cardinals history and the longest of Dawson's career.

It was Dawson's fifth career "Special Teams Player of the Week" selection and first since 2014 when he won the award (Week 5) with the 49ers.



BY THE NUMBERS

123

Consecutive sellouts for the Cardinals at University of Phoenix Stadium. Arizona has sold out every game (preseason and postseason included) at the venue since it opened in 2006. A sellout of this week's game against the Giants would make it 124 and also mark 12 consecutive sellout seasons at the venue.

157

Total accepted false start penalties by Cardinals opponents at University of Phoenix Stadium dating back to 2006. That is the highest total among all NFL teams in home games during that span.

11

Consecutive seasons the Cardinals have won at least four home games in 12 years at University of Phoenix Stadium. Arizona had just eight total seasons with four or more home wins in 18 years at Sun Devil Stadium.

4

Consecutive seasons the Cardinals have posted a winning record at home. With a win this week, they would finish their home slate at 5-3 and run that streak to five straight seasons (all under Bruce Arians).

48

Wins for head coach Bruce Arians during his tenure in Arizona, including postseason. Only Ken Whisenhunt (49) has more wins among head coaches in team history.

126

All-time meetings between the Cardinals and Giants in a series that dates back to 1926. The Cardinals have faced the Giants more times than they have faced any other NFL franchise.

144

Total games missed by a combined 28 different Cardinals players this season. Arizona has lost its starting QB (Carson Palmer), its first-team All-Pro RB (David Johnson) and future Hall of Fame RB (Adrian Peterson), a Pro Bowl LG (Mike Lupati), both of its starting OTs (D.J. Humphries and Jared Veldheer), its starting S and the team's leading tackler (Tyvon Branch), its 2016 sack leader (Markus Golden) and its top two kickoff/punt returners (T.J. Logan and Brittan Golden) to IR this season.

10

Number of Cardinals Week 1 starters who also started in Week 15 last Sunday. That figure is the lowest in the NFL. The Cardinals were also the NFL's only team to play in Week 15 without its Week 1 starters at QB, RB and TE.

264.7

Average net yards allowed per game by the Cardinals defense dating back to Week 10. That total ranks #1 in the NFL during that span. Arizona ranks #1 in pass defense (183.7 yards/game) and #3 in run defense (81.0 yards/game) since Week 10.

38.5

Sacks for LB Chandler Jones dating back to the beginning of the 2015 season. That is the highest total in the NFL during that span.

15.0

Sacks for Jones in 2017, the most in the NFL.

25

Tackles for loss for Jones this season. That is the highest total in the NFL in 2017.

92

Receptions for WR Larry Fitzgerald this season. That is the second-highest total in the NFC and is also tied for fourth in the NFL behind Pittsburgh's Antonio Brown (101), Miami's Jarvis Landry (98) and New Orleans' Michael Thomas (94).

18

Receiving yards Fitzgerald needs to reach 1,000 for the year. It would mark the ninth 1,000-yard season of his career. In NFL history, only Jerry Rice (14) and Randy Moss (10) would have more.

5

Field goals made by K Phil Dawson last week at Washington. It marked his sixth career game with at least five goals. Only three players in NFL history having more: John Carney (11), Morten Andersen (9) and Gary Anderson (7). Dawson became the fifth different player in Cardinals history to have five or more FGs in a game.

395

Rushing yards for the Cardinals in their last three games, an average of 131.7 yards per game. RBs Kerwynn Williams and Elijah Penny have combined for 291 yards on 67 attempts (4.3 avg.) during that span.

46.8

Average yards per punt for Andy Lee so far in 2017. The Cardinals franchise single-season record for punting average is 47.0 (Ben Graham, 2009).

MILESTONES WITHIN REACH

- With a win the Cards would improve to 5-3 at University of Phoenix Stadium in 2017, giving them their fifth straight season with a winning record at home.
- With a win **Bruce Arians** would have 49 wins as head coach in Arizona - including postseason. That would tie Ken Whisenhunt for the most wins by a head coach in franchise history.

WR Larry Fitzgerald

- With a reception, Fitzgerald would extend his consecutive games with a catch streak to 210, the third-longest in NFL history.
- With 18 receiving yards, Fitzgerald (9) would join Jerry Rice (14), Randy Moss (10), Tim Brown (9), Terrell Owens (9) and Jimmy Smith (9) as the only players in NFL history with 1,000+ receiving yards in at least nine seasons.
- With eight receptions and 18 receiving yards, Fitzgerald would become the first player in NFL history to record 100+ receptions and 1,000+ receiving yards in a season he began at age 34 or older.

LB Chandler Jones

- With a sack, Jones would become just the second player in franchise history with 16.0+ sacks in a season - and the first since Simeon Rice (16.5) in 1999.
- With a sack, Jones would join Justin Houston (13 in 2014) and Demarcus Ware (14 in 2008) as the only players with at least one sack in 13 games in a single season.
- With a sack, Jones would have at least one sack in five consecutive games, tying the second-longest streak in franchise history. It would mark the third time in a span of 17 games that Jones had a sack streak of five games.
- With two sacks, Jones would pass Rice (16.5 in 1999) and establish a new franchise record for sacks in a season with 17.0.

CARDINALS PRONUNCIATIONS

T Khalif Barnes	kuh-LEEF
S Antoine Bethea	ANN-twahn / buh-THAY
G/C Evan Boehm	BAME (like Name)
WR Jaron Brown	juh-RON
SLB Deone Bucannon	day-OWN
S Tyrann Mathieu	TY-run (like Byron) / Matthew
DL Josh Mauro	MORE-oh
DL Robert Nkemdiche	kim-DEE-chee
LB Haason Reddick	HUH-sahn
C Max Tuerk	Turk
CB Tramont Williams	truh-MON
DL Xavier Williams	ex-ZAVE-yer

NFL SCHEDULE - WEEK 16

Below is a look at the NFL schedule for Week 16 of the regular season.

Saturday, December 23

Indianapolis Colts at Baltimore Ravens - 2:30 PM (NFLN)
Minnesota Vikings at Green Bay Packers - 6:30 PM (NBC)

Sunday, December 24

Detroit Lions at Cincinnati Bengals - 11:00 AM (FOX)
Miami Dolphins at Kansas City Chiefs - 11:00 AM (CBS)
Buffalo Bills at New England Patriots - 11:00 AM (CBS)
Cleveland Browns at Chicago Bears - 11:00 AM (CBS)
Tampa Bay Buccaneers at Carolina Panthers - 11:00 AM (FOX)
Atlanta Falcons at New Orleans Saints - 11:00 AM (FOX)
Denver Broncos at Washington Redskins - 11:00 AM (CBS)
Los Angeles Rams at Tennessee Titans - 11:00 AM (FOX)
Los Angeles Chargers at New York Jets - 11:00 AM (CBS)
Jacksonville Jaguars at San Francisco 49ers - 2:05 PM (CBS)
New York Giants at Arizona Cardinals - 2:25 PM (FOX)
Seattle Seahawks at Dallas Cowboys - 2:25 PM (FOX)

Monday, December 25

Pittsburgh Steelers at Houston Texans - 2:30 PM (NBC/NFLN/Amazon)
Oakland Raiders at Philadelphia Eagles - 6:30 PM (ESPN)

MEDIA SCHEDULE - WEEK 16

The Cardinals practice and media schedule for this week is listed below. Practice is open each day for approximately the first 20 minutes and the locker room will be open for 45 minutes. All requests for assistant coach availability need to be made in advance through the Cardinals Media Relations staff.

Wed, 12/20 11:20 AM - Practice
Giants Conference Call
11:55 AM - Interim Head Coach **Steve Spagnuolo**
HC **Bruce Arians** and QB **Drew Stanton** available at approx. 1:20 PM and players available in locker room

Thur, 12/21 11:10 AM - Practice
Coordinators **James Bettcher** (Defense), **Harold Goodwin** (Offense) and **Amos Jones** (Special Teams) available following practice at approx. 1:00 PM and players available in locker room

Fri, 12/22 11:00 AM - Practice
Head coach **Bruce Arians** available at approx. 12:30 PM and players available in locker room

Sun, 12/24 Cardinals vs. Giants, 2:25 PM - University of Phoenix Stadium

NFL RECORD EIGHT TIMES WITH 90+

With five receptions last week at Washington, WR **Larry Fitzgerald** now has 92 catches this season. *The 2017 season marks the eighth time in his career that Fitzgerald has posted 90+ receptions in a season – extending his NFL record.*

No other player in NFL history has more than six seasons with 90+ receptions.

NFL History – Seasons with 90+ Receptions

Rnk	Player (Years)	90+
1	Larry Fitzgerald (2004-17)*	8
2t	Marvin Harrison (1996-08)+	6
2t	Jerry Rice (1985-04)+	6
2t	Torry Holt (1999-09)	6
2t	Brandon Marshall (2006-17)*	6
+Hall of Fame Inductee *Active Player		

FITZ SECOND-YOUNGEST TO 15,000

WR **Larry Fitzgerald** caught 10 passes for 113 yards against the Seahawks in Week 10. His 113 receiving yards put him over 15,000 for his career, and he became just the sixth player in NFL history to reach the receiving milestone.

Fitzgerald (34 years, 70 days old) became the second-youngest player in league history to reach 15,000 receiving yards behind only Jerry Rice (33 years, 72 days old).

NFL History – Youngest to 15,000 Receiving Yards

Rnk	Player	Age
1	Jerry Rice	33 years, 72 days
2	Larry Fitzgerald	34 years, 70 days
3	Randy Moss	35 years, 244 days
4	Terrell Owens	36 years, 279 days
5	Isaac Bruce	36 years, 307 days



FASTEST EVER TO 1,200

Fitzgerald's third reception in Week 13 vs. the Rams was the 1,200th catch of his career, as he joined Jerry Rice (1,549) and Tony Gonzalez (1,325) as the only players in NFL history with 1,200 career receptions.

Fitzgerald (214 games) became the fastest in NFL history to reach 1,200 career receptions. Rice reached it in 221 games and Gonzalez reached it in 247 games.

A RECORD SETTING CAREER VS. THE RAMS

WR **Larry Fitzgerald** caught 10 passes for 98 yards and a TD against Los Angeles in Week 13. In 28 career games against the Rams, Fitzgerald now has 176 career receptions. *That is more than any player in NFL history against a single opponent. Jerry Rice (175 vs. the Falcons) held the previous record.*

Fitzgerald's reception totals against the Rams (176), 49ers (163) and Seahawks (155) rank as three of the five best totals in NFL history against a single opponent.

NFL History – Receptions vs. Single Opponent

Rnk	Player	Rec	Opponent	Gms
1	Larry Fitzgerald	176	Rams	28
2	Jerry Rice	175	Falcons	30
3	Jerry Rice	166	Rams	32
4	Larry Fitzgerald	163	49ers	28
5	Larry Fitzgerald	155	Seahawks	26



Fitzgerald has 18 career TD receptions against Los Angeles. He has more TD receptions against both the Rams (18) and 49ers (17) than any active player has against a single opponent.

NFL Record - TD Receptions vs. Single Opponent (Active)

Rnk	Player (Team)	TDs	Opponent
1	Larry Fitzgerald (AZ)	18	Rams
2	Larry Fitzgerald (AZ)	17	49ers
3	Antonio Gates (LAC)	16	Chiefs
4	Jason Witten (Dal)	15	Giants
5	Antonio Gates (LAC)	13	Raiders

In fact, only two players in NFL history (Jerry Rice and Bob Hayes) have more career receiving TDs vs. a single opponent than Fitzgerald has against the Rams (18).

NFL History – TD Receptions vs. Single Opponent

Rnk	Player	TDs	Opponent	Gms
1	Jerry Rice	25	Falcons	30
2	Jerry Rice	20	Rams	32
3	Bob Hayes	19	Giants	16
4t	Larry Fitzgerald	18	Rams	28
4t	Don Hutson	18	Rams	18

209 AND COUNTING

Fitzgerald has at least one catch in 209 consecutive games, easily the longest streak in franchise history and the third-longest streak in NFL history.

NFL Record - Consecutive Games with a Reception

Rnk	Player (Years)	Games
1	Jerry Rice (1985-2004)	274
2	Tony Gonzalez (2000-2013)	211
3	Larry Fitzgerald (2004-)	209
4	Marvin Harrison (1996-2008)	190
5	Hines Ward (1998-2010)	186



A Look at Fitzgerald's Reception Streak

–Fitzgerald has at least one catch in 215 of 216 career games played. His current streak dates back to the final nine games of his rookie season in 2004. The streak is over 13 years old.

–Among active players, only Dallas TE Jason Witten (231) has a reception in more total games than Fitzgerald (215).

–Fitzgerald's streak of 209 consecutive games with a reception in the second-longest in NFL history for a player with a single team (Jerry Rice, 225 straight with San Francisco).

–In Fitzgerald's current 209-game streak, he has had multiple receptions in 202 of those contests. He has an on-going streak of 59 consecutive games with multiple receptions.

–Fitzgerald has at least one reception in all 40 different stadiums he has played in during his NFL career. In Week 7 the Cardinals played at Twickenham Stadium in London, which became the 40th different venue in which Fitzgerald has at least one catch.

THRILLING THE HOME FANS

In his seven games at University of Phoenix Stadium so far this season, Fitzgerald has recorded 55 receptions for 586 yards and four TDs. No player in the NFL has more receptions at home this season than Fitzgerald.

Fitzgerald has been thrilling fans at University of Phoenix Stadium since the venue opened in 2006. In his 11+ seasons at the stadium, he has 552 total receptions. Only two players in NFL history have more receptions in any stadium than Fitzgerald has at University of Phoenix Stadium.



NFL History – Receptions By Stadium

Rnk	Player (Team)	Rec	Gms	Stadium	To Pass
1	Jerry Rice (SF)	646	119	Candlestick Park	95
2	Andre Johnson (Hou)	560	88	NRG Stadium	9
3	Larry Fitzgerald (AZ)	552	93	Univ. of Phoenix Stadium	-
4	Cris Carter (Min)	531	96	Mall of America	-
5	Marvin Harrison (Ind)	515	87	RCA Dome	-

Fitzgerald has 6,933 career receiving yards at University of Phoenix Stadium. That total ranks fourth in NFL history for a single stadium.

NFL History – Receiving Yards By Stadium

Rnk	Player (Team)	Yds	Gms	Stadium	To Pass
1	Jerry Rice (SF)	9,403	119	Candlestick Park	2,471
2	Andre Johnson (Hou)	7,776	88	NRG Stadium	844
3	Marvin Harrison (Ind)	7,189	87	RCA Dome	257
4	Larry Fitzgerald (AZ)	6,933	93	Univ. of Phoenix Stadium	-
5	Steve Largent (Sea)	6,822	101	Kingdome	-

TYING A CAREER-HIGH ON MONDAY NIGHT

In Week 3 vs. Dallas on Monday Night Football, Fitzgerald tied his career-high with 13 receptions against the Cowboys. *It marked the third time in his career - and first time since the 2009 season (10/18/09 @ Seattle) that he recorded 13 receptions in a game.*

With his performance vs. the Cowboys on Monday Night Football, Fitzgerald became just the third player in NFL history - 34 years old or older - to post 13+ receptions and 140+ receiving yards in a game.

Players with 13+ Receptions/140+ Receiving Yards (Age 34 or older)

Player	Rec	Yds	Opponent	Age
Larry Fitzgerald	13	149	9/25/17 vs. Dallas	34 years, 25 days
Steve Smith	13	186	9/27/15 vs. Cincinnati	36 years, 138 days
Tim Brown	13	144	10/27/02 @ Kansas City	36 years, 97 days

AN OVERTIME GAME-WINNER VS. THE 49ERS

The Cardinals victory over the 49ers in Week 4 was won on Fitzgerald's 19-yard TD reception in OT. It was his first career overtime TD in the regular season. *Combined with his OT game-winning TD against the Packers in the 2015 Divisional matchup, he became the first player in NFL history with an OT TD reception in both the regular season and the postseason.*

#11 HAS HALL OF FAME CREDENTIALS

Below is a look at the career of **Larry Fitzgerald** through his first 216 career games compared to the 25 modern era WRs currently in the HOF and where they stood at that point in their career.

At this point in his career, Fitzgerald has more receptions (1,217) than all of the receivers enshrined in Canton had through 216 games. Fitzgerald also has more receiving yards (15,371) than all HOF receivers through 216 games played except Jerry Rice (17,962).

Fitzgerald Vs. Modern Era WRs in the Hall of Fame (216 Games)									
<u>Player, HOF Year</u>	<u>Years</u>	<u>G</u>	<u>Rec</u>	<u>Yds</u>	<u>Avg.</u>	<u>Y/G</u>	<u>TD</u>	<u>100-Yd G</u>	
Larry Fitzgerald	2004-	216	1,217	15,371	12.6	71.2	109	45	
Jerry Rice, '10	1985-04	216	1,178	17,962	15.2	83.2	166	64	
Marvin Harrison, '16	1996-08	190	1,102	14,580	13.2	76.7	128	59	
Cris Carter, '13	1987-02	216	1,035	13,165	12.7	60.9	125	40	
Tim Brown, '15	1988-04	216	981	13,769	14.0	63.7	97	42	
Andre Reed, '14	1985-00	216	929	12,980	14.0	60.1	86	36	
Art Monk, '08	1980-95	216	920	12,392	13.5	57.4	67	32	
Steve Largent, '95	1976-89	200	819	13,089	16.0	65.4	100	40	
Michael Irvin, '07	1988-99	159	750	11,904	15.9	74.9	65	47	
James Lofton, '03	1978-93	216	732	13,556	18.5	62.8	75	43	
Charlie Joiner, '96	1969-86	216	697	11,375	16.3	52.7	61	27	
Charley Taylor, '84	1964-77	165	649	9,110	14.0	55.2	79	21	
Don Maynard, '87	1958, 60-73	186	633	11,834	18.7	63.6	88	50	
Raymond Berry, '73	1955-67	154	631	9,275	14.7	60.2	68	23	
Fred Biletnikoff, '88	1965-78	190	589	8,974	15.2	47.2	76	21	
Lance Alworth, '78	1962-72	136	542	10,266	18.9	75.5	85	41	
John Stallworth, '02	1974-87	165	537	8,723	16.2	52.9	63	25	
Bobby Mitchell, '83	1958-68	148	521	7,954	15.3	53.7	65	25	
Tommy McDonald, '98	1957-68	152	495	8,410	17.0	55.3	84	24	
Paul Warfield, '83	1964-77	157	427	8,565	20.1	54.6	85	22	
Tom Fears, '70	1948-56	87	400	5,397	13.5	62.0	38	15	
Elroy "Crazy Legs" Hirsch, '68	1946-57	127	387	7,029	18.2	55.3	60	-	
Dante Lavelli, '75	1946-56	123	386	6,488	16.8	52.7	62	-	
Pete Pihos, '70	1947-55	107	373	5,619	15.1	52.5	61	14	
Bob Hayes, '09	1965-75	132	371	7,414	20.0	56.2	71	23	
Lynn Swann, '01	1974-87	116	336	5,462	16.3	47.1	51	11	



In fact, Fitzgerald's career numbers already surpass those of many receivers that are currently in the HOF. He has more career receptions than 24 of the 25 receivers in the HOF: Swann (336), Hayes (371), Pihos (373), Lavelli (386), Hirsch (387), Fears (400), Warfield (427), McDonald (495), Mitchell (521), Stallworth (537), Alworth (542), Biletnikoff (589), Berry (631), Maynard (633), Taylor (649), Irvin (750), Joiner (750), Lofton (764), Largent (819), Monk (940), Reed (951), Brown (1,094), Carter (1,101) and Harrison (1,102).

He has more career receiving yards than 24 of the 25 receivers in the HOF: Fears (5,397), Swann (5,462), Pihos (5,619), Lavelli (6,488), Hirsch (7,029), Hayes (7,414), Mitchell (7,954), McDonald (8,410), Warfield (8,565), Stallworth (8,723), Biletnikoff (8,974), Taylor (9,110), Berry (9,275), Alworth (10,266), Maynard (11,834), Irvin (11,904), Joiner (12,146), Monk (12,721), Largent (13,089), Reed (13,198), Carter (13,899), Lofton (14,004), Brown (14,934) and Harrison (14,580).

A Career Full of Accomplishments:

- Franchise career leader in receptions (1,217), receiving yards (15,371), receiving TDs (109), total TDs (109) and 100-yard receiving games (45). His eight 1,000-yard seasons are also a franchise record.
- Led the NFL with 107 receptions in 2016, marking the second time in his career (103 in 2005; tied with Steve Smith) he had done so. He became the first player in NFL history to lead the NFL in receptions at least 11 years apart. Prior to Fitzgerald, the longest span between leading the league in receptions was six by Jerry Rice (1990, 1996).
- Fitzgerald (10) joins Hall of Famer Jerry Rice (13) as the only wide receivers in NFL history to be named to the Pro Bowl at least 10 times.
- Fitzgerald had more receptions in his first 200 career games (1,116) than any player in NFL history.
- One of just five players in NFL history to record at least 1,400 receiving yards in a season four times in their career: Jerry Rice (6), Randy Moss (4), Marvin Harrison (4) and Andre Johnson (4).
- At 28 years, 74 days old, he became the third-youngest player in NFL history to reach 70 career receiving TDs behind only Randy Moss (26 years, 269 days old) and Hall of Famer Jerry Rice (28 years, one day old).
- At 32 years, 97 days old, he became the youngest player in NFL history to reach 1,000 career receptions.
- At 31 years, 102 days old, he became the youngest player in NFL history to reach 900 career receptions.
- At 30 years, 57 days old, he became the youngest player in NFL history to reach 800 career receptions.
- At 30 years, 85 days old, he became the youngest player in NFL history to reach 11,000 receiving yards.
- In 2010, he became the first player in NFL history to record 90+ receptions five times in their first seven seasons.
- During the 2008 postseason, he broke virtually every major playoff receiving record, establishing new single-season marks for receptions (30), receiving yards (546) and TDs (7). His four 100-yard receiving games in the postseason established a new NFL record for consecutive games with 100 yards receiving.
- His 10 TD receptions in nine career postseason games are an NFL record for a player in their first nine career playoff contests.
- With a then franchise-record 103 receptions during the 2005 season, he became the youngest player in NFL history to record a 100-catch campaign when he reached the mark at 22 years, 123 days old.
- Led the NFL in receiving TDs in both the 2008 (12) and 2009 (13) seasons. In addition to his 10 receiving TDs in 2007, he became the first player in franchise history to record at least 10 TDs in three consecutive seasons.
- At 29 years, 44 days old, joined Randy Moss (28 years, 314 days) as the only players in NFL history to reach 10,000 career receiving yards before the age of 30.
- One of just five players in NFL history to record 15,000+ receiving yards and 100+ TD receptions in their career.

NELSON A BIG PLAY THREAT

Third-year WR **J.J. Nelson** - the fastest player at the 2015 NFL Combine (4.28 seconds in 40-yard dash) - has 73 receptions for 1,357 yards in his career. Dating back to the beginning of his rookie season in 2015, his average of 18.6 yards per reception is the highest in the NFL (min. 50 receptions).

NFL Leaders - Yards/Reception (2015-17)

Rnk	Player (Team)	Avg.	Rec	Yds
1	J.J. Nelson (AZ)	18.6	73	1,357
2	Rob Gronkowski (NE)	17.0	161	2,733
3	Markus Wheaton (Chi)	16.7	51	851
4	Tyrell Williams (LAC)	16.6	106	1,760
5	Marquise Goodwin (SF)	16.5	82	1,352



Of Nelson's 11 career TD receptions, five have covered 30+ yards - including three of 50+ yards. His 80-yard TD catch at Seattle in Week 16 last season was the longest TD reception ever by a Seahawks opponent at CenturyLink Field (which opened in 2002).

His lone reception last week at Washington went for 46 yards. It was his seventh career reception of 40+ yards - and his second this season.

In Week 14 of the '16 season at Miami, Nelson had a 56-yard TD run and an eight-yard TD catch, becoming the first Cards WR since Mal Kutner (10/24/48 vs. Boston) with a rushing and receiving TD in the same game.

Nelson caught five passes for 120 yards (24.0 avg.) and a TD in an OT victory over the Colts in Week 2. That performance earned Nelson NFC Offensive Player of the Week honors for the first time in his career.

STANTON RETURNING THE LINEUP

After Carson Palmer suffered a broken arm in London in Week 7, QB **Drew Stanton** stepped into the starting role. He has posted a 1-1 record as a starter this season and is 7-4 in 11 career starts with the Cardinals.

Earlier this week, head coach **Bruce Arians** announced that Stanton would return to the starting lineup this week when the Cardinals host the Giants.

In two starts this season, Stanton completed 39-of-77 attempts for 474 yards, 3 TDs, 1 INT and a 77.5 passer rating.

Making his first start in 396 days, Stanton led the Cardinals to a 20-10 victory over the 49ers in Week 9. It was his first start since Week 5 of the 2016 season.

Stanton had won four consecutive starts dating back to the 2014 season before the Cardinals dropped a 22-16 decision to the Seahawks in Week 10. Stanton suffered a knee injury in that game that kept him out for two weeks. He has served as backup the last three games behind Blaine Gabbert.

In his 11 career starts with the Cardinals, Stanton has completed 179-of-340 pass attempts for 2,224 yards, 11 TDs, 6 INTs and a 76.6 passer rating. In his three starts dating back to last season, Stanton has thrown 5 TDs compared to just 1 INT.



GABBERT SEES TIME AS STARTER IN AZ

After injuries to Carson Palmer and Drew Stanton pressed him into action, QB **Blaine Gabbert** made five consecutive starts for Arizona, posting a 2-3 record.

Making his second consecutive start for Arizona in Week 12, Gabbert led the Cardinals to a 27-24 victory over the Jaguars - the team that selected him with the 10th overall selection in the 2011 NFL Draft.

Facing the NFL's #1 ranked overall defense, #1 pass defense and #1 scoring defense, Gabbert completed 22-of-38 pass attempts for 241 yards, 2 TDs, an INT and an 83.3 passer rating.



In leading Arizona to a game-winning FG vs. Jacksonville, Gabbert posted the fourth game-winning drive of his career. He had two during the 2015 season with San Francisco and one in 2012 with Jacksonville.

In Week 14, Gabbert earned his second win of the season when he led the Cardinals to a victory over the Tennessee Titans.

Gabbert Career Snapshot

--Drafted 10th overall by Jacksonville in 2011, has played in 48 games (45 starts) with the Jaguars (2011-13), 49ers (2014-16) and Cardinals (2017).

--With three TD passes at Houston in Week 11 and two TDs in Week 12 vs. the Jaguars, Gabbert had multiple TD passes in consecutive games for the second time in his career. As a rookie in 2011, Gabbert had two TD passes in back-to-back games against the Chargers (12/5/11) and Buccaneers (12/11/11).

--His longest pass completion is an 80-yard TD pass while his longest run went for a 44-yard TD. Joins Carolina QB Cam Newton as the only active QBs in the NFL with a TD pass of 80+ yards and TD run of 40+ yards.

RICKY'S BREAKOUT CONTINUES

He is a rookie, so the performance of Cardinals TE **Ricky Seals-Jones** in the last month won't quite land him a spot in the Hall of Fame alongside his famous cousin - former Rams RB Eric Dickerson.

However, after starting the season on the practice squad and then being inactive in four games, Seals-Jones entered the Cardinals contest at Houston in Week 11 without a reception in his career. In the five games since, he has gotten noticed, hauling in 12 receptions for 201 yards and three TDs.

After recording his first three career receptions at Houston - including two TD catches - the undrafted rookie caught four passes for a game-high 72 yards against the Jaguars in Week 12. That total included a 29-yard TD catch from QB Blaine Gabbert in the second quarter. Seals-Jones added a pair of catches for 44 yards against the Rams and had a crucial 20-yard reception in Week 14 vs. Tennessee.

Seals-Jones has three TD receptions in 2017. He is just the third rookie TE in franchise history with at least three TD receptions in a season, joining Robert Awalt (6 in 1987) and Doug Marsh (4 in 1980).

Only a trio of 2017 first round draft picks - Evan Engram (NYG), O.J. Howard (TB) and David Njoku (Cle) - have more TD receptions than Seals-Jones among rookie TEs.

NFL Leaders - TD Receptions by Rookie TE (2017)

Rnk	Player (Team)	TDs	Draft
1t	Evan Engram (NYG)	6	1st Round, 23rd overall
1t	O.J. Howard (TB)	6	1st Round, 19th overall
3	David Njoku (Cle)	4	1st Round, 29th overall
4t	Ricky Seals-Jones (AZ)	3	Undrafted Free Agent
4t	Adam Shaheen (Chi)	3	2nd Round, 45th overall
5t	Gerald Everett (LAR)	2	2nd Round, 44th overall
5t	Jonnu Smith (Ten)	2	3rd Round, 100th overall

A Few Notes on Rookie TEs

Against Houston, Seals-Jones became just the second rookie TE in franchise history to record multiple TD receptions in a game, joining Hall of Famer Jackie Smith - who had two TD receptions vs. Pittsburgh on 10/13/63.

Seals-Jones and Buccaneers rookie O.J. Howard (19th overall selection in 2017 NFL Draft) are the only rookie TEs in the last four seasons (2014-17) with multiple TD receptions in a game. Howard had two TD catches at Buffalo on 10/22/17.

Seals-Jones Makes the Switch to TE

An Army All-American and five-star recruit at Sealy (TX) High School, Seals-Jones attended Texas A&M, where he started 31 games at WR. It wasn't until he arrived in Arizona that he made the switch to TE.



JARON HAVING CAREER YEAR

Fifth-year WR **Jaron Brown** - coming off a 2016 campaign that ended with a significant knee injury - is having the best season of his NFL career in 2017.

He ranks fourth on the team in receptions (28), third in receiving yards (425) and is tied for second in receiving TDs (3).

Brown had one reception against the Jaguars in Week 12, and it came at a crucial time. After Jacksonville took its first lead of the game (17-16) in the fourth quarter, Brown hauled in a career-long 52-yard TD reception on the next possession to give Arizona the lead back.

His 52-yard TD reception was the longest TD reception allowed by the Jaguars this season - until they allowed TD catches of 74 and 61 yards in Week 14 against the Seahawks.

It was Brown's third TD reception of the season and it served as a continuation of the year he is having in 2017. Below is a look at Brown's performance in '17 compared to his first four NFL seasons.

Statistic	2017	Career High
Receptions	28	28 (previous was 22 in 2014)
Receiving Yds	425	425 (previous was 229 in 2014)
Receiving Yds/Game	30.4	30.4 (previous was 26.7 in 2016)
Receiving TDs	3	3 (previous was 2 in 2014)
1st Downs Rec.	21	21 (previous was 14 in 2014)
Receptions of 25+ Yds	4	4 (previous was 2 in 2016)
Long Reception	52 (TD)	52 (previous was 51-yard TD in 2016)
Starts	7	7 (previous was 3 in 2014)

A rookie free agent signing out of Clemson in 2013, Brown has appeared in 69 games (12 starts) with the Cardinals and has totaled 83 receptions for 1,125 yards and eight TDs.

A key special teams performer, he has also recorded 23 special teams tackles in his career.



ELEVATING THE FRANCHISE

The 2017 season is the 11th since **Michael Bidwill** took over as team President in 2007. During that time, his leadership has transformed the franchise – both on and off the field.

Arizona's on-field accomplishments during Bidwill's tenure include a four-year stretch (2013-16) that saw the team win more games (41) than in any other four-year span in the franchise's long history.

Highlights of Bidwill's tenure as team President

- The Cardinals have gone .500 or better in seven of 10 seasons (just twice in previous 20 years) and posted four double-digit win seasons (none in previous 20). The team has a 97-85-1 record under Bidwill, including the postseason.

- Of the team's seven all-time postseason wins, five have come during Bidwill's 10 years as team president. Arizona has played in nine postseason contests since Bidwill took over in 2007. The Cardinals played just seven total playoff games in their entire history prior to his tenure.

- Arizona has appeared in the NFC Championship Game twice in Bidwill's time as president (2008, 2015), including a victory in the 2008 conference title game that led to the franchise's first-ever Super Bowl appearance (Super Bowl XLIII).

- The 2015 season was a banner year for the organization as the team won the NFC West, set a franchise record for wins in the regular season (13) and earned the first postseason bye in team history.

Cardinals Under Michael Bidwill (2007-Present)

Statistic	Totals
Regular Season Record	92-81-1
Postseason Record	5-4
Overall Record	97-85-1
Regular Season Win Pct.	.532
Win Pct. – NFL Rank	t-12th
Avg. Wins Per Season (2007-16)	8.6
Regular Season Home Record	57-29-1
Postseason Home Record	4-0
Overall Home Record (RS+post)	61-29-1
Regular Season Home Win Pct.	.661
Home Win Pct. – NFL Rank	7th
Season with .500 Record or Better	7
Seasons with 9+ Wins	5
Seasons with 10+ Wins	4
Best Regular Season Record	13-3
Postseason Berths	4
Division Titles	3
Conference Championship Games	2
Super Bowl Appearances	1
Pro Bowl Selections	39
Primetime Games	24



KEIM'S SUCCESSFUL RUN AS GM

Steve Keim was promoted to General Manager on January 8, 2013 after 14 seasons in the Cardinals organization. In four-plus seasons since his promotion, the Cardinals have posted a 47-30-1 record, and Keim has developed into one of the league's most highly respected GMs.

Named the 2014 Sporting News NFL Executive of the Year in a vote of NFL coaches and team executives, Keim also earned back-to-back NFL Executive of the Year honors from the editors of Pro Football Talk (2013-14).



The teams put together by Keim during his time as GM have been some of the most successful in franchise history. In 2014 the team tied the franchise record for wins in a season (11) before setting a new mark in 2015 when the Cardinals won 13 games and earned its first-ever postseason bye.

GM STEVE KEIM - BY THE NUMBERS

- 609** Cards win percentage under Keim, tied for 7th best in the NFL since '13
- 41** Wins in Keim's 1st 4 seasons – most in any 4-year span in team history
- 50** Players – on Cards current 53-man roster – brought in by Keim
- 819** Roster moves by Cardinals during Keim's 1st 48 months as GM
- 3** Seasons AZ finished year with top-10 defense (#2 in 2016)
- 2** Seasons AZ finished year with top-10 offense (#1 in 2015)

DEALING WITH CHANGES

When he took over as GM in 2013, Keim inherited a team that won five games the previous year and assembled a roster that doubled that win total (10-6) in his inaugural season, equaling the best single-season turnaround in franchise history in a 16-game season.

Keim has worked tirelessly to build the Cardinals roster, most notably when the team has been hit hard by injuries. During his first four seasons as GM, Arizona made 819 total roster moves. That total includes a high of 227 in 2016 as the team had 32 different players combine to miss 157 games due to injury, including seven Week 1 starters who landed on IR.

Arizona has 14 players on IR this season, including seven of the team's Week 1 starters.

PUTTING TOGETHER AN ACCOMPLISHED ROSTER

- The rosters Keim put together over the last four years produced one of the NFL's top-10 defenses three times and one of the top-10 offenses twice. *Arizona and New England are the only two teams in the NFL that finished the past two seasons (2015-16) with both a top-10 offense and top-10 defense.*

- During Keim's tenure, Arizona has established franchise records for wins in a season (13 in 2015), points in a season (489 in 2015), led the NFL in total offense for the first time in team history (#1 in 2015) and led the NFL in sacks for the second time ever (48.0 in 2016).

MICHAEL HONORED AT MUSIAL AWARDS

On November 18, Cardinals team President **Michael Bidwill** was honored at the Musial Awards at the Peabody Opera House in St. Louis for his role in helping the local chapter of the National Football Foundation.

The St. Louis Tom Lombardo chapter of the NFF faced a shortage in funding and needed help with its signature event, an annual dinner at which it awards scholarship money to 11 area scholar-athletes and honors the top 25 high school players in the area. Bidwill responded with a check for \$10,000.

"Michael Bidwill's actions embody the goodness and decency we seek to celebrate with the Musial Awards," said Frank Viverito, president of the St. Louis Sports Commission. "This was something he certainly did not have to do and did not seek credit for. In light of everything, he sets a perfect example of what it means to be a 'good sport.'"

Held annually in St. Louis since 2005, the Musial Awards recognize the year's greatest moments of sportsmanship in North America and honor the sports figures who personify its virtues. The awards are named after Stan Musial, the legendary baseball player for the St. Louis Cardinals.

Past award recipients include Arnold Palmer, baseball hall of famers Joe Torre and Cal Ripken Jr., women's basketball star Tamika Catchings, U.S. tennis player Jack Sock, Little League World Series sensation Mo'ne Davis, sportscaster Ernie Johnson and Olympian Jackie Joyner-Kersey.

Bidwill is a member of the NFF Hall of Fame. In January of 2016, he and Arizona Governor Doug Ducey were inducted into the NFF Hall of Fame for their roles in helping shape the economic future of the state.



MR. B GOES INTO AZ SPORTS HALL OF FAME

On November 1, Cardinals owner **Bill Bidwill** joined former Coyotes captain Shane Doan, Grand Canyon basketball coach and former Phoenix Suns star Dan Marjerle, ASU Wrestler Anthony Robles and journalist Paola Boivin in being inducted into the Arizona Sports Hall of Fame as part of its 2017 class.

The Arizona Sports Hall of Fame honors athletes, coaches, administrators and others who have made significant contributions to Arizona sports.

Bidwill's association with the Cardinals began as a child ball boy and he is in his eighth different decade with the country's oldest continuously operated professional football franchise. Under Bidwill's leadership, the Cardinals have won three NFC West titles and the 2008 NFC Championship.

Long noted for his philanthropy, "Mr. B" has quietly but consistently impacted Arizona by supporting numerous local charities since the team's arrival in the desert in 1988. He also directed the formation of Cardinals Charities, the team's philanthropic arm dedicated to supporting Arizona causes.

As Cardinals owner, Bidwill has long been at the forefront in providing opportunities to individuals regardless of race or gender. In 1978, Adele Harris became the first African American female executive in the NFL when she was hired as the Cardinals director of community relations. In 1981, Bidwill hired attorney Bob Wallace, making him the first African American to handle contract negotiations for an NFL club. Arizona was also the first NFL team with an African American GM/head coach tandem (Rod Graves/Dennis Green, 2004).

"He saw men that were capable of doing the job and wanted them to be a part of his organization," WR **Larry Fitzgerald** said of Bidwill's hiring of Green and Graves in 2004, the same year Fitzgerald was drafted. "That is how it should be. He set that standard. It makes you proud because now you see the Rooney Rule and things like that, but he was one of the people that spearheaded that."



ARIANS GETS WIN #48 IN ARIZONA

The Cardinals Week 14 win over the Titans was the 48th victory for head coach **Bruce Arians** (including postseason). He sits alone in second place on the franchise all-time wins list.

Arians needs just two more wins to pass Ken Whisenhunt (49) as the winningest head coach in franchise history, including postseason.

Franchise History – Wins by Head Coach

Rnk	Coach (Years)	Wins
1	Ken Whisenhunt (2007-12)	49
2	Bruce Arians (2013-17)	48
3	Don Coryell (1973-77)	42
4	Jim Hanifan (1980-85)	39
5t	Charley Winner (1966-70)	35
5t	Jimmy Conzelman (1940-42, 46-48)	35



Arizona has a 20-21 record on the road under Arians, including postseason. His 20 wins on the road are the highest total in team history.

Franchise Record – Road Wins By Head Coach

Rnk	Coach	Wins
1	Bruce Arians	20
2t	Don Coryell	19
2t	Jimmy Conzelman	19
4	Jim Hanifan	18
5	Wally Lemm	16

ARIANS IN 90 GAMES AS HEAD COACH

Arians is 17 games over .500 as the Cardinals head coach (47-30-1) in the regular season. Including his 9-3 record as an interim head coach with Indy in 2012, he is 23 games over .500 as an NFL head coach (56-33-1). Among active head coaches, only Bill Belichick (71), Pete Carroll (62) and Mike Tomlin (57) have more wins than Arians (56) in his last 90 games.

NFL Head Coaches In Their Last 90 Games

W-L	Coach (Team)
71-19	Bill Belichick (New England)
62-27-1	Pete Carroll (Seattle)
57-33-0	Mike Tomlin (Pittsburgh)
56-33-1	Bruce Arians (Arizona/Indianapolis)
56-33-1	Mike McCarthy (Green Bay)
56-33-1	Ron Rivera (Carolina)
52-38	Andy Reid (Kansas City/Philadelphia)
51-37-2	Marvin Lewis (Cincinnati)

Below is a breakdown of Arians' regular season record as a head coach:

Arians as an NFL Head Coach

Team (Year)	W-L	Pct
Indianapolis (2012)	9-3	.750
Arizona (2013)	10-6	.625
Arizona (2014)	11-5	.688
Arizona (2015)	13-3	.813
Arizona (2016)	7-8-1	.469
Arizona (2017)	6-8	.429

IN THE ARIANS ERA

Below is a breakdown of the Cardinals regular season win-loss record during **Bruce Arians'** tenure at the helm:

Statistic	W-L
Record	47-30-1
At Home	27-11-1
On the Road	20-19
Primetime Games	9-5-1
Indoors	26-14-1
Outdoors	21-16
On Natural Grass	38-21-1
Vs. NFC	33-24-1
Vs. AFC	14-6
When Winning Turnover Battle	28-2
When Scored First	30-10-1
When Opp. Scores First	17-20
Out-Rush Opponent	38-6-1
Cardinals Have 100-Yard Rusher	11-1-1
Scoring 20 Points or More	37-14
Allowing 20 Points or Fewer	36-4-1
Scoring 30 Points or More	20-1
Led at Halftime	29-4-1
Led After 3rd Quarter	37-5-1
Won the Coin Toss	27-16
Lost the Coin Toss	20-14-1
September	10-6
October	11-9-1
November	13-6
December	12-8
January	1-1

CARDS UNDER ARIANS

•His 41 wins between 2013-16 were more than any head coach in Cardinals history through any four-year span and only four teams – New England (50), Denver (46), Seattle (45) and Kansas City (43) – had more wins than Arizona in that span.

•In 2014, became just the second coach in franchise history (Don Coryell, 1974) to be named the *Associated Press* Coach of the Year.

•In 2015, Arians led the Cards to their first division title since 2009, their first-ever postseason bye and their second-ever appearance in the NFC Championship Game.

•Under Arians, the Cardinals tied the then-franchise record with 11 wins in 2014 before establishing a new franchise record for wins (13) in 2015.

•In 2015, the Cardinals established a new franchise single-season record with seven road wins. In 2014, Arizona finished the regular season with a 7-1 record at home, the most home wins for the franchise in a season since 1925 (11).

•In the previous two seasons (2015-16) the Cardinals posted the #1 (489 in 2015) and #4 (418 in 2016) single-season point totals in franchise history.

•In 2015, the Cardinals posted the #1 offense in the NFL for the first time in franchise history. Arizona has ranked in the top-10 in both offense and defense in each of the last two seasons.

TWO-TIME COACH OF THE YEAR

Bruce Arians was named the *Associated Press* 2014 NFL Coach of the Year after leading the Cardinals to an 11-5 record and a postseason berth.

It marked the second time in three years Arians was awarded NFL Coach of the Year honors (Indianapolis, 2012). He became the first coach in NFL history to be named Coach of the Year multiple times in a three-year span with multiple teams.

Arians is one of 12 coaches in NFL history to win the award multiple times and the sixth to be honored with multiple teams. He is also one of just six coaches in NFL history to earn AP Coach of the Year honors twice in a three-year span.

Multiple Coach of the Year Award Winners

COY	Coach (Teams and Years)
4	Don Shula (1972 Miami, 1968, 1967*, 1964 Baltimore)
3	Bill Belichick (2010, 2007, 2003 New England)
3	Chuck Knox (1984 Seattle, 1980 Buffalo, 1973 LA Rams)
2	Bruce Arians (2014 Arizona, 2012 Indianapolis)
2	Ron Rivera (2015, 2013 Carolina)
2	Dan Reeves (1998 Atlanta, 1993 NY Giants)
2	Bill Parcells (1994 New England, 1986 NY Giants)
2	Mike Ditka (1988, 1985 Chicago)
2	Joe Gibbs (1983, 1982 Washington)
2	George Allen (1971 Washington, 1967* LA Rams)
2	George Halas (1965, 1963 Chicago)
2	Allie Sherman (1962, 1961 NY Giants)

*1967 co-winners Shula and Allen
+Coaches in bold have won with multiple teams

In 2012, Arians was named NFL Coach of the Year after serving 12 games as the Colts interim head coach while Chuck Pagano was treated for leukemia. He led the Colts to a 9-3 record and a playoff berth while tying the NFL record for the most wins ever by an interim coach.

NFC coaches, including four straight by Arians and Panthers Ron Rivera (2012-15), have combined to win the last six AP Coach of the Year awards.

Recent AP NFL Coach of the Year Winners

Year	Coach (Team)
2016	Jason Garrett (Dallas)
2015	Ron Rivera (Carolina)
2014	Bruce Arians (Arizona)
2013	Ron Rivera (Carolina)
2012	Bruce Arians (Indianapolis)
2011	Jim Harbaugh (San Francisco)
2010	Bill Belichick (New England)

WINS BY DIVISION UNDER BA

The Cardinals have a 6-4 record against the NFC East and a 32-17 record against teams outside the division under Arians.

Cardinals Divisional Records Under Arians

Division	W-L	Division	W-L
NFC West	15-13-1	AFC West	3-1
NFC East	6-4	AFC East	1-3
NFC North	6-2	AFC North	3-1
NFC South	6-5	AFC South	7-1

This week, the Cardinals welcome the New York Giants to University of Phoenix Stadium. Arizona won its only matchup against the Giants under Arians, a 25-14 decision in Week 2 of the 2014 season.

A PRO BOWL TALENT

In 2016, CB **Patrick Peterson** earned his sixth Pro Bowl selection – fifth at cornerback (Kick Returner, 2011; Cornerback, 2012-16). In 2015, he was also named first-team All-Pro at corner for the second time in his career (2013, '15).

Peterson joins RBs Jim Brown, Barry Sanders and Emmitt Smith as the only players in NFL history to be chosen to six Pro Bowls before their 27th birthday. He is the only defensive player in NFL history to earn that distinction.

Six Pro Bowls Before the Age of 27 – NFL History

Player	Pro Bowls	Team
CB Patrick Peterson	6, 2011-16	Arizona
RB Jim Brown	6, 1957-62	Cleveland
RB Emmitt Smith	6, 1990-95	Dallas
RB Barry Sanders	6, 1989-94	Detroit



21 GETS INTERCEPTION #21

"By far just one of the best in the game, hands down. He's going to follow you from your house to his house, from the sideline to the cricket field and back."

- NY Giants All-Pro WR Odell Beckham, Jr. on CB Patrick Peterson

"I think Patrick Peterson definitely is my number one corner in my book. You know if you're playing the Cardinals and if you're the best receiver on your team, you know 21 is going to be lining up across from you."

- Steelers All-Pro WR Antonio Brown

The Cardinals selected CB **Patrick Peterson** with the fifth overall pick in the 2011 NFL Draft, and in his first six NFL seasons, he earned six Pro Bowl selections and was named first-team All-Pro three times. He has proven to be one of the most unique talents in NFL history. His most important role has been as a shutdown CB in the Arizona secondary.

In Week 12 at Houston against one of the NFL's top WRs in DeAndre Hopkins, Peterson recorded his 21st career INT. That is tied for fourth in the NFL among active players dating back to his rookie season in 2011.

Active NFL Leaders – Interceptions (2011-17)

Rnk	Player (Team)	INTs
1	Richard Sherman (Sea)	32
2	Reggie Nelson (Cin/Oak)	26
3	Eric Weddle (SD/Bal)	22
4t	Patrick Peterson (AZ)	21
4t	Glover Quin (Hou/Det)	21
4t	Brent Grimes (Atl/Mia/TB)	21

Only eight players in franchise history have more INTs than Peterson.

Franchise Career Interception Leaders

Rnk	Player (Years)	INTs
1	Larry Wilson (1960-72)+	52
2	Aeneas Williams (1991-2000)+	46
3	Roger Wehrli (1969-82)+	40
4	Night Train Lane (1954-59)+	30
5	Pat Fischer (1961-67)	29
6	Adrian Wilson (2001-12)	27
7	Kwamie Lassiter (1995-2002)	24
8	Norm Thompson (1971-76)	22
9t	Patrick Peterson (2011-)	21
9t	Jerry Davis (1948-51)	21
9t	Ray Ramsey (1950-53)	21

+Hall of Fame Inductee



PETERSON AT 110 IN A ROW

Peterson appeared in his 100th career game in Week 4 vs. San Francisco and his 110th career game (all starts) last week at Washington. He has never missed a game in his career and among NFL DBs only Ravens CB Brandon Carr (158) and Lions S Glover Quin (130) have longer active starts streaks than Peterson (110).

Consecutive Starts by DB (Active)

Rnk	Player (Team)	Gms
1	CB Brandon Carr (Bal)	158
2	S Glover Quin (Det)	130
3	CB Patrick Peterson (AZ)	110
4	S Reggie Nelson (Oak)	74
5	S Malcolm Jenkins (Phi)	69

According to the Elias Sports Bureau, Peterson became the first Cardinals player since at least the 1970 NFL-AFL merger to start 100+ consecutive games to begin his career.

BETHEA'S PRODUCTIVE SEASON

S **Antoine Bethea** had an INT of Bucs QB Ryan Fitzpatrick in the third quarter in Week 6, giving him an INT in three consecutive games for the first time in his 12-year career.

Bethea became the first Cardinals player with an INT in three consecutive games since CB Patrick Peterson had one in four straight games during the 2012 season.

Bethea's INT vs. the Bucs was the 22nd of his career. He is one of just seven active safeties with at least 20 career INTs.

NFL Leaders – INTs by Safety (Active)

Rnk	Player (Team)	INT
1	Reggie Nelson (Oak)	35
2	Eric Weddle (Bal)	29
3	Mike Adams (Car)	27
4t	Jairus Byrd (Car)	25
4t	Earl Thomas (Sea)	25
6	Glover Quin (Det)	24
7	Antoine Bethea (AZ)	22

Through 14 games this season, Bethea has 55 tackles, a sack, a team-high three INTs and five passes defended, a forced fumble, a QB pressure and a QB hit.

NFL's Leading Tackler Among Defensive Backs

In 176 career games (168 starts), Bethea has totaled 1,098 tackles according to Stats INC., which leads all active DBs and ranks fifth overall.

Active NFL Leaders – Tackles (by DBs)

Rnk	Player (Team)	Tackles
1	Antoine Bethea (Ind/SF/AZ)	1,098
2	Eric Weddle (SD/Bal)	962
3	Terence Newman (Dal/Cin/Min)	868
4	DeAngelo Hall (Atl/Was)	809
5	Mike Adams (SF/Cle/Den/Ind)	781

1,000 Tackles and 20 INTs - Only Cardinals in the Club

There are only two active players in the NFL that have 1,000+ tackles and 20+ INTs in their career and both play for Arizona. Bethea has 1,096 tackles and 22 INTs while **Karlos Dansby** has 1,396 tackles and 20 INTs.



ANOTHER CLUTCH OUTING FOR #32

With the game tied 24-24 with under four minutes remaining in regulation vs. the Jaguars in Week 12, Jacksonville intercepted a Cardinals pass and began a drive near midfield. After the Jaguars reached the AZ 38-yard line with under three minutes remaining, S **Tyrann Mathieu** made the biggest defensive play of the game, intercepting Jags QB Blake Bortles and ending Jacksonville's scoring opportunity.

Mathieu's final line was four tackles, a season-high three passes defended, an INT and a tackle for loss. He became the first Cardinals player since Adrian Wilson on 12/14/09 at San Francisco to post at least three passes defended, an INT and a tackle for loss in a game.

Through 14 games, Mathieu has 65 tackles, six tackles for loss, two INTs, a sack, five passes defended and a forced fumble.

He is one of just nine players in the NFL – and one of only three defensive backs – who have 60+ tackles, 5+ tackles for loss, 2+ INTs and a sack this season.

NFL DBs with 50+ Tackles/2+ INTs/5+ TFL/1+ Sack (2017)

Rnk	Player (Team)	Tackle	INT	TFL	Sack
1	S Harrison Smith (Min)	64	3	6	1.5
2	S Tyrann Mathieu (AZ)	65	2	6	1.0
3	S Kenny Vaccaro (NO)	60	3	7	1.5

The Cardinals third-round pick (69th overall) in the 2013 NFL Draft, Mathieu has developed into one of the NFL's top defenders.


He has appeared in 64 games (55 starts) in his career, totaling 292 tackles, 4.0 sacks, 11 INTs (1 returned for TD), 43 passes defended, a fumble recovery and four forced fumbles in his career.

MATHIEU'S OT INTERCEPTION IN WEEK 2

In the Cardinals Week 2 victory against the Colts, Mathieu picked off Colts QB Jacoby Brissett on the Colts' first offensive play of the overtime period. Mathieu's INT was the fifth overtime INT for the Cardinals dating back to 1988, and Arizona has won all five of those games.

Cardinals in Arizona (1988-2017) – OT Interceptions

Player	Opponent	Outcome
Tyrann Mathieu	@ Ind (9/17/2017)	W, 16-13
Antoine Cason	@ Ten (12/15/2013)	W, 37-34
Kerry Rhodes	vs. Mia (9/30/2012)	W, 24-21
Lorenzo Lynch	vs. Sea (10/29/1995)	W, 20-14
Terry Hoage	@ Was (10/16/1994)	W, 19-16



BUDDA'S FIRST START A MEMORABLE ONE

Making his first career start in Week 11 at Houston, rookie S **Budda Baker** – the team's 2nd round selection (36th overall) in the 2017 NFL Draft - finished the game with 12 tackles, a sack, a tackle for loss, two forced fumbles, a fumble recovery, a pass defended and a QB hit against the Texans. He also added a tackle on special teams.

Baker's Rare Performance

It is pretty rare for an NFL player to record at least 10 tackles, a sack and two forced fumbles in a game. Below are a few notes on the performance:

• According to STATS, Inc., Baker became the first Arizona player ever to accomplish the feat.

• He is just the second player in the last six seasons (2012-17) to do so. Current Redskins LB Zach Brown did it last season with the Bills on 10/2/16.

• Baker became the first rookie to accomplish the feat since Dolphins LB Derrick Rodgers on 8/31/97 vs. Indy. Rodgers was taken 32nd overall by the Dolphins that year out of Arizona State.



A SOLID ROOKIE SEASON IN THE WORKS

Despite having started only five games this season, Baker has recorded 46 tackles, two tackles for loss, a sack, five passes defended, two forced fumbles, a fumble recovery and two QB hits in 14 games played.

AMONG NFL LEADERS ON SPECIAL TEAMS

Baker has 15 total special teams tackles in 2017. That is the third-highest total in the NFL. Baker's 12 solo special teams tackles are tied for second in the NFL.

NFL Leaders – Special Teams Tackles (2017)

Rnk	Player (Team)	STT
1	LB Nick Dzubnar (LAC)	19
2	RB Austin Ekeler (LAC)	17
3	S Budda Baker (AZ)	15
4t	RB Derrick Coleman (Atl)	13
4t	S Clayton Fejedelem (Cin)	13


DANSBY IN ELITE COMPANY

Two days after celebrating his 36th birthday, LB **Karlos Dansby** made history when he intercepted a C.J. Beathard pass in the fourth quarter of Arizona's Week 9 win over San Francisco.

It was the 20th INT of his career, and combined with his 43.0 career sacks he became just the fifth player in NFL history with 40+ sacks and 20+ INTs in their career.

NFL History – Players with 40+ Sacks/20+ INTs

Player (Years)	Sacks	INT
LB Seth Joyner (1986-98)	52.0	24
LB Ray Lewis (1996-2012)	41.5	31
LB Wilber Marshall (1984-95)	45.0	23
LB Brian Urlacher (2000-12)	41.5	22
LB Karlos Dansby (2004-)	43.0	20



DANSBY NAMED NFC DEFENSIVE PLAYER OF THE WEEK

Dansby was named the "NFC Defensive Player of the Week" for his historic performance against the 49ers in Week 9.

It is the second career "Defensive Player of the Week" selection for Dansby, who last won the award 10 years ago as a member of the Cardinals in Week 10 of the 2007 season. That is the longest span in team history between being named "Player of the Week."

Dansby finished the game with seven tackles, a sack, an INT, a tackle for loss, two QB hits and two passes defended. It was the fifth time in his career that he had a sack and an INT in the same game. Only five players in NFL history have more such games: Seth Joyner (9), Wilber Marshall (7), Lawrence Taylor (7), Richard Dent (6) and Mike Merriweather (6).

NFL'S LEADING TACKLER BACK IN AZ

When the Cardinals signed **Dansby**, their 2004 second-round draft pick (33rd overall), to a one-year deal on March 10, he became the first player in franchise history to have three separate stints with the team – 2004-09 and 2013 before returning in 2017.

Now in his eighth season as a Cardinal, Dansby has totaled 848 tackles, 33.0 sacks, 15 INTs (four returned for TDs), 13 forced fumbles and 11 fumble recoveries in 120 games (112 starts) with the team.

According to Stats, INC., no active NFL player has more tackles than Dansby, who has totaled 1,396 in 210 games (191 starts) throughout his 13+ year career.



Active NFL Leaders – Total Tackles

Rnk	Player (Team)	Tackles
1	Karlos Dansby (Ari/Mia/Cle/Cin)	1,396
2	Paul Posluszny (Buf/Jax)	1,198
3	Derrick Johnson (KC)	1,144
4	David Harris (NYJ/NE)	1,103
5	Antoine Bethea (Ind/SF/Ari)	1,098

TRAMON AMONG ACTIVE INT LEADERS

CB **Tramon Williams** recorded his second INT of the season when he picked off a Marcus Mariota pass in the third quarter in Week 14 vs. Tennessee.

A former rookie free agent who originally entered the league in 2006, Williams now has 32 INTs in his career - which is tied for sixth among all active NFL players.

Active NFL Leaders – Career Interceptions

Rnk	Player (1st NFL Season)	INTs
1	DeAngelo Hall (2004)	43
2	Terence Newman (2003)	42
3	Reggie Nelson (2007)	35
4	Aqib Talib (2008)	34
5	Brent Grimes (2007)	33
6t	Tramon Williams (2007)	32
6t	Richard Sherman (2011)	32

Williams - who has played in 165 games (128 starts) in his NFL career - finished the win over the Titans with two tackles, an INT and three passes defended. It was his third career game with an INT and at least three passes defended – with the other two coming during the 2009 season.

Last week at Washington, Williams had another outstanding outing. He recorded two tackles, a fumble recovery he returned 18 yards, and a highlight reel pass defended in the endzone to save a TD.



BUC BACK IN THE LINEUP

Having \$LB **Deone Bucannon** - the team's leading tackler the last two seasons - on the field makes a huge difference. Bucannon, who missed the first three games this season due to offseason ankle surgery, had 60 tackles, an INT and a forced fumble in his first seven games back in the lineup.

He was injured again in Week 12 vs. Jacksonville and Week 13 game against the Rams. He then returned to action vs. the Titans and last week was back leading the team with eight tackles vs. the Redskins.

When the Cardinals selected Bucannon in the first round (27th overall) of the 2014 NFL Draft, he became just the second safety ever selected by the team in the first round - and first since 1978.

However, Bucannon played just one season at safety for the Cardinals. As a rookie in 2014, he was named the PFWA's All-Rookie team at safety after recording 75 tackles, 2.0 sacks, a forced fumble and a fumble recovery.

Bucannon displayed such a unique skill set as a rookie - with his ability to play inside the box - that the Cardinals created an entirely new position for their valuable defender: the dollar linebacker.



CARDS CAN SCORE ON DEFENSE

In the season opener at Detroit in Week 1, CB **Justin Bethel** intercepted a Matthew Stafford pass in the first quarter and returned it 82 yards for a TD. It was Bethel's second INT return TD in as many games (66-yard INT return at LA Rams in 2016 finale).

Dating back to 2013, the Cardinals have 19 total defensive TDs (14 INT returns, 5 Fumble Returns). Only Kansas City (21) has more during that span.

NFL Team Leaders - Defensive TDs (2013-17)

Rnk	Team	Touchdowns (Type)
1	Kansas City	21 (14 INT, 7 Fumble)
2	Arizona	19 (14 INT, 5 Fumble)
3t	Denver	17 (12 INT, 5 Fumble)
3t	Philadelphia	17 (10 INT, 7 Fumble)
5	Tampa Bay	16 (12 INT, 4 Fumble)



RETURNING FOR BETTCHER

Under defensive coordinator **James Bettcher** (2015-17), the Cardinals defense has posted 10 total TDs (7 INT, 3 FR). Only Kansas City (13), Denver (12) and Philly (11) have more defensive TDs over that span.

NFL Leaders - Defensive TDs (2015-17)

Rnk	Team	Touchdowns (Type)
1	Kansas City	13 (8 INT, 5 Fumble)
2	Denver	12 (9 INT, 3 Fumble)
3	Philadelphia	11 (7 INT, 4 Fumble)
4t	Arizona	10 (7 INT, 3 Fumble)
4t	Tampa Bay	10 (6 INT, 4 Fumble)

DAWSON'S HIGH-SCORING CAREER

K **Phil Dawson** connected on all five FGs to score a season-high 15 points in Week 15 against the Redskins. With 1,798 career points, he ranks 11th on the NFL's all-time scoring list and needs two points to pass K Sebastian Janikowski (1,799) for 10th.

Dawson's Week 6 performance against the Buccaneers (8 points – 5 PATs, 1 FG) was his fourth move up the NFL's all-time scoring list this season. In Week 1 at Detroit, Dawson passed Hall of Fame K Jan Stenerud (1,699) for 14th place. In Week 2 at Indy he passed Nick Lowery (1,711) for 13th place with his OT game-winner, and in Week 4 vs. San Francisco he passed K David Akers (1,721) for 12th place.

NFL's All-Time Scoring Leaders (Career)	Points	Points to Pass
1 Morten Andersen#	2,544	746
2 Adam Vinatieri*	2,469	672
3 Gary Anderson	2,434	637
4 Jason Hanson	2,150	353
5 John Carney	2,062	265
6 Matt Stover	2,004	207
7 George Blanda#	2,002	205
8 Jason Elam	1,983	186
9 John Kasay	1,970	273
10 Sebastian Janikowski+	1,799	2
11 Phil Dawson*	1,798	-
12 Norm Johnson	1,736	-
13 David Akers	1,721	-
14 Nick Lowery	1,711	-
15 Jan Stenerud#	1,699	-



#Hall of Fame Inductee *Active Player +Active Player on IR

Dawson has made 431 career FGs, which is the 9th-highest total in NFL history.

NFL's All-Time FGs Made Leaders (Career)	FGs	FGs to Pass
1 Morten Andersen#	565	135
2 Adam Vinatieri*	554	124
3 Gary Anderson	538	108
4 Jason Hanson	495	65
5 John Carney	478	48
6 Matt Stover	471	41
7 John Kasay	461	31
8 Jason Elam	436	6
9 Phil Dawson*	431	-
10 Sebastian Janikowski+	414	-

#Hall of Fame Inductee *Active Player +Active Player on IR

PHIL FROM 50+

After connecting from 57 yards (career long) in Week 12 and 54 yards in Week 13, Dawson ranks fifth in NFL history with 41 FGs from 50+ yards. He has converted 70.7 percent of his 50+ yard FGAs (41-of-58), which is the sixth-best mark in league history.

Most FGs of 50+ Yards – NFL History

Rnk	Player (Seasons)	50+ Yd. FGs	Pct.
1	Sebastian Janikowski (2000-)+	55	55.0
2	Jason Hanson (1992-2012)	52	55.9
3	Matt Prater (2007-)*	43	78.2
4	John Kasay (1991-2011)	42	50.6
5	Phil Dawson (1999-)*	41	70.7
6	Morten Andersen (1982-2007)	40	47.6


*Active Player +Active Player on IR

ONE OF THE BEST IN THE GAME

The Cards sixth-round selection (177th overall) in the 2012 NFL Draft, CB **Justin Bethel** was named to the Pro Bowl as a special teamer three consecutive seasons (2013-15).

Bethel joins current Cardinals radio analyst Ron Wolfley (1986-89) as the only players in team history with multiple Pro Bowl selections on special teams.

Now in his sixth NFL season (and a Pro Bowl alternate in 2016), Bethel has registered 88 special teams tackles, three blocked FGs, a blocked PAT, four forced fumbles and two fumble recoveries on special teams.



Bethel Scores Without Offense

Bethel scored the fourth TD of his career at Detroit in Week 1, returning his third INT for a TD in as many seasons when he stepped in front of a Matthew Stafford pass and returned it 82 yards for a TD.

Bethel's four career TDs consist of three INT returns and a blocked FG return. His four TDs have covered a total of 251 yards (62.8-yard avg.).

Bethel's Career Touchdowns

Type	Opponent	Distance
INT return	9/10/17 @ Detroit	82 yards
INT return	1/1/17 @ LA Rams	66 yards
INT return	9/27/15 vs. San Francisco	21 yards
Blocked FG return	12/23ON/12 vs. Chicago	82 yards

DAWSON SEALS IT WITH A CAREER KICK

K **Phil Dawson** made all four FG attempts (32, 42, 48 and 57 yards) and his lone PAT in the Cardinals victory over the Jaguars in Week 12. His biggest kick was a 57-yard FG with 0:01 remaining in regulation that gave Arizona the three-point victory.

The 42-year old Dawson entered the contest having played in 289 career games, with 497 career FG attempts. He had never made one as long as his 57-yard game-winner against the Jaguars.

In addition to being the longest FG of his career, Dawson's 57-yarder was the longest game-winning FG in Cardinals history. It was also the third-longest FG in franchise history overall.



Franchise Record – Longest Field Goals

Rnk	Player	Dist	Opponent
1	Jay Feely	61	10/14/12 vs. Buffalo
2	Chandler Catanzaro	60	9/25/16 at Buffalo
3	Phil Dawson	57	11/26/17 vs. Jacksonville
4	Chandler Catanzaro	56	12/11/16 @ Miami
4t	Jay Feely	55	12/12/10 vs. Denver
4t	Neil Rackers	55	10/24/04 vs. Seattle (2x)
4t	Greg Davis	55	9/17/95 at Detroit
4t	Greg Davis	55	12/19/93 at Seattle

The performance earned Dawson NFC Special Teams Player of the Week honors. The 57-yarder vs. Jacksonville FG was the 19th game-winning kick of Dawson's career and second with Arizona. He had a 30-yard FG in OT to beat the Colts in Week 2 earlier this season.

Dawson connected on four FGs in Week 14 against the Titans and five FGs in Week 15 against the Redskins. He has now made four or more FGs in 21 career games.

LEE AMONG THE BEST THERE IS

Just prior to the season opener, the Cardinals signed P **Andy Lee** to a two-year deal, bringing in a three-time Pro Bowler who is in his 14th NFL season in 2017. Through 14 games, Lee has punted 75 times for 3,511 yards, an average of 46.8 yards per punt. Should that average hold, it would be the second-highest season average in team history behind only Ben Graham (47.0 in 2009).

In Week 11 at Houston, Lee matched a single-game franchise record with a career-high six punts downed inside the 20-yard line, and in Week 12 against the Jaguars, he dropped four of his six punts inside the 20. His 20 punts inside the 20-yard line since Week 9 tie for the NFL lead in that span.

NFL Leaders - Single Game Punts Inside the 20 (2017)

Rnk	Player (Team)	In20	Opponent
1	Matt Haack (Mia)	7	12/3/17 vs. Denver
2t	Andy Lee (AZ)	6	11/19/17 @ Houston
2t	Kevin Huber (Cin)	6	9/14/17 vs. Houston
4t	Matt Haack (Mia)	5	10/8/17 vs. Tennessee
4t	Johnny Hekker (LAR)	5	9/10/17 vs. Indianapolis
4t	Sam Koch (Bal)	5	11/19/17 @ Green Bay
4t	Sam Koch (Bal)	5	11/27/17 vs. Houston
4t	Shane Lechler (Hou)	5	11/5/17 vs. Indianapolis
4t	Brad Nortman (Jax)	5	10/1/17 @ NY Jets
4t	Jon Ryan (Sea)	5	10/22/17 @ NY Giants

Lee has appeared in 215 games with 1,122 punts for 52,018 yards (46.4-yard avg.) and has a 39.5 net average and 370 punts landed inside the 20-yard line.

Lee has finished in the top 10 in the NFL in gross average in 10 of his 13 career seasons, and he ranks eighth in NFL history in gross punting average (46.4 yards).

NFL History – Highest Career Gross Punting Average

Rnk	Player (Seasons)	Avg.
1	Shane Lechler*	47.5
2	Johnny Hekker*	47.0
3	Thomas Morstead*	47.0
4	Marquette King*	46.9
5	Brandon Fields	46.7
6	Sam Martin*	46.6
7	Pat McAfee	46.4
8	Andy Lee*	46.4
9	Bryan Anger*	46.3
10	Tress Way*	46.1

*Active Player

Lee ranks eighth in NFL history for punts inside the 20 (370).



NFL History - Punts Inside the 20-Yard Line

Rnk	Player (Seasons)	In20
1	Jeff Feagles	554
2	Shane Lechler*	465
3	Brad Maynard	439
4	Dustin Colquitt*	419
5	Craig Hentrich	399
6	Sean Landeta	381
7	Matt Turk	373
8	Andy Lee*	370
9	Donnie Jones*	360
10	Sam Koch*	354

*Active Player

CARDINALS PLAYER NOTES – OFFENSE

QUARTERBACKS

QB Matt Barkley – Rejoined the Cardinals in Week 11 after playing a career-high seven games (six starts) and setting career bests in all passing categories with 1,611 yards and eight TDs on 129-of-216 passing with the Bears in 2016. Served as the Cardinals No. 3 QB during the 2015 season.

QB Blaine Gabbert – Arizona became the NFL's first team to start three QBs in 2017 when Gabbert made his Cardinals debut against the Texans in Week 11. Completed 95-of-171 passes for 1,086 yards, six TDs, six INTs and a 71.9 passer rating in five starts this season. Totaled 7,351 yards and 38 TDs on 686-of-1,226 passing in 43 games (40 starts) with the Jacksonville Jaguars (2011-13) and San Francisco 49ers (2014-16).

QB Drew Stanton – 9-6 as a starting QB in the NFL, including a 7-4 mark with Arizona. Stanton has won four of his last five starts with the Cardinals, throwing for 946 yards, six TDs and one INT on 77-of-155 passing.

RUNNING BACKS

RB Bronson Hill – Re-signed with the Cardinals on 12/19 after being released on 12/16. Originally joining Arizona's practice squad on 11/20. Spent time with the Bills, Bears, Dolphins, Saints, Bengals, Jaguars and Vikings before joining the Cardinals.

RB D.J. Foster – Arizona State product has 108 scrimmage yards (16 rushing and 92 receiving) in five games for the Cardinals. Two-time All-Pac-12 honoree became the fifth NCAA Division I player to rush and receive for more than 2,000 yards.

RB Elijahaa Penny – Had career highs in carries (10) and rushing yards (45) in Week 15 against the Redskins. Scored his first NFL TD on a one-yard run in Week 13 against the Rams, his first TD since scoring two in his last college game against Texas State (11/28/15). Signed with Arizona as a rookie free agent out of Idaho. Has 11 special teams tackles on the season.

RB Kerwynn Williams – Posted the most productive three-game stretch of his career in Weeks 13-15, rushing for 231 yards on 53 attempts (4.4-yard average). Has 21 punt returns for 137 yards and 16 kickoff returns for 326 yards this season, which are all career highs. Has 845 yards on 179 carries and 106 yards on 12 receptions 35 games (four starts) as a Cardinal.

WIDE RECEIVERS

WR Jaron Brown – Has career highs in every receiving category this season: 28 receptions for 425 yards, a 52-yard long gain and three TDs. Beat the Jaguars No. 1 pass defense for a critical 52-yard TD reception to regain the lead during the Cardinals Week 12 win.

WR John Brown – Notched his 16th career TD reception in the Week 6 win over the Buccaneers and secured a season-long 52-yard reception on the game's first play from scrimmage in the Week 9 win over San Francisco. Pittsburgh State product endured a year that included sickle cell trait diagnosis and a spine cyst in 2016 after becoming the 13th player in franchise history with a 1,000-yard receiving season in 2015.

WR Larry Fitzgerald – Needs eight receptions and 18 yards to become the first NFL player with 100+ catches and 1,000+ receiving yards in a season he began at age 34. Became the fastest player in NFL history to reach 1,200 receptions (214 games) and just the third player ever to reach the milestone – Jerry Rice (221 games) and Tony Gonzalez (247 games). Passed 2018 Hall of Fame semifinalist Randy Moss (15,292) for third on the NFL's all-time receiving yards chart in Week 14. Rice (13) is the only other receiver in NFL history to be selected to the Pro Bowl at least 10 times.

WR J.J. Nelson – 2015 fifth-round pick has 73 receptions for 1,357 yards and 10 TDs in 40 games (11 starts) for the Cardinals, and his 18.6-yards-per-catch average during his career is the NFL's best since he entered the league (minimum 40 receptions).

WR Chad Williams – Cardinals third-round pick (98th overall) became the first Grambling State player selected since 2006. Has three receptions for 31 yards and two carries for 33 yards in five games (one start) this season.

TIGHT ENDS

TE Jermaine Gresham – Two-time Pro Bowler agreed to a four-year contact in March. Had TD catches in consecutive games (Weeks 9-10) for the sixth time in his career and has 29 catches for 294 yards and two TDs this season.

TE Gabe Holmes – Made his NFL debut in Week 15 against the Redskins. Joined the Cardinals practice squad on 11/30 and was elevated to the active roster on 12/16. Originally signed with the Raiders as a rookie free agent out of Purdue in 2014 and spent time with the Ravens and Seahawks in 2017.

TE Troy Niklas – Had career highs in receptions (three) and receiving yards (41), adding a career-long 21-yard catch, in Week 15 against the Redskins. Cardinals second-round pick (52nd overall) has 19 receptions for 203 yards and three TDs in 40 career games (17 starts).

TE Ricky Seals-Jones – Became the third rookie TE in franchise history with at least three TD receptions – Robert Awalt (6 in 1987) and Doug Marsh (4 in 1980). Only three first round draft picks – Evan Engram (NYG), O.J. Howard (TB) and David Njoku (Cle) – have more TD catches than Seals-Jones among rookie TEs. Cousin is Pro Football Hall of Fame RB Eric Dickerson.

OFFENSIVE LINE

G/C Evan Boehm – Fourth-round pick from Missouri has played 29 games (seven starts) in his first two seasons with the Cardinals. Filled in at RG for an injured Earl Watford in Week 15 against the Redskins, helping the Cardinals rush for 141 yards on 34 carries (4.15-yard average).

T Khalif Barnes – Joined the Cardinals in Week 15 after playing 151 games (117 starts) for the Jaguars (2005-08) and Raiders (2009-15). Has blocked for three 1,000-yard rushers – RB Fred Taylor (2006-07), Darren McFadden (2010) and Latavius Murray (2015) – during his career.

G Alex Boone – Played in 91 games (73 starts) for San Francisco (2010-15) and Minnesota (2016) after entering the league as a rookie free agent with the 49ers in 2009. Helped the Cardinals total the NFL's ninth most rushing yards over the last three weeks (131.7 yards per game).

G/T Will Holden – Filled in at LT for an injured Jared Veldheer in Week 15 against the Redskins, helping the Cardinals rush for 141 yards on 34 carries (4.15-yard average). Rookie has played five games (three starts) for Arizona.

T/G Winston Painter – Has appeared in 12 games with Cleveland (2014), Washington (2016) and Arizona (2017) during his five-year NFL career. Has been elevated to the Cardinals active roster three times this season after originally joining the practice squad on 9/14.

C A.Q. Shipley – Has played every offensive snap at center this season and was the only Cardinals offensive lineman to start every game last year. Helped the Cardinals total the NFL's ninth most rushing yards over the last three weeks (131.7 yards per game).

C Max Tuerk – Joined the Cardinals off the Chargers practice squad in Week 10. USC product started 38 games (18 at center, 14 at LG, five at LT and one at RT) for the Trojans, garnering consensus first-team All-Pac-12 accolades as a junior in 2014. Inactive for all 16 games with the Chargers last year.

T/G Earl Watford – Arizona's fourth-round pick (116th overall) in 2013 has played 42 games (20 starts) for the Cardinals, including one playoff appearance. Started at RG for an offensive line that helped Kerwynn Williams gain 170 yards on 36 carries (4.7-yard average) against the Rams and Titans in Weeks 13-14.

T/G John Wetzel – Has played in all 14 games (eight starts) this season and saw action in all 16 with eight starts at three different positions (five at LT, two at RG, one at RT) in 2016. Helped the Cardinals total the NFL's ninth most rushing yards over the last three weeks (131.7 yards per game).

CARDINALS PLAYER NOTES – DEFENSE

DEFENSIVE LINE

DL Rodney Gunter – Fourth-round pick from Delaware State has 21 tackles (nine solo), 1.0 sack and four QB hits in 2017. Has totaled 73 tackles, 3.5 sacks, one fumble recovery and a blocked FG in 46 games (14 starts) during his NFL career.

DL Josh Mauro – Started 13 of 15 games played in 2016 and had a career-high 42 tackles, 13 tackles for loss, five QB pressures, four QB hits and one pass defended. Has appeared in 45 games (26 starts) since signing with the Cardinals from the Steelers practice squad in 2014.

DL Robert Nkemdiche – Has 13 tackles (seven solo) and one pass defended in 13 games with the Cardinals. Two-time first-team All-SEC selection and a two-time second-team All-America pick while at Mississippi.

DL Corey Peters – Returned to the lineup in Week 15 against the Redskins after missing Weeks 11-14 with an ankle injury. Has 29 tackles (21 solo), eight for loss, one pass defended, 1.0 sack and five QB hits in 10 games this year. Signed a three-year extension to remain with the Cardinals through the 2020 season on 12/1.

DL Olsen Pierre – Started the last six games (Weeks 10-15) and collected 15 tackles, 3.0 sacks and a pass defended. Has 4.5 sacks in his last seven games and at least one tackle in all 14 games in 2017.

DL Frostee Rucker – 12th-year pro has started every game this season with 32 tackles, 1.5 sacks and two passes defended. Has totaled 346 tackles, 21.5 sacks, one INT, 12 passes defended, eight forced fumbles and four fumble recoveries in 140 career games (71 starts).

DL Xavier Williams – Matched a career-high four tackles and forced a fumble in Week 11 against Houston. Made the team as an undrafted free agent in 2015 and has played in 23 career games (two start) with 40 tackles, a half-sack and a forced fumble.

LINEBACKERS

LB Bryson Albright – Miami (OH) product entered the league as a rookie free agent with the Bills in 2016 and finished his rookie campaign on the Bengals practice squad. Has played five games after being elevated to the Cardinals active roster from the practice squad on 10/30.

LB Deone Bucannon – Has 76 tackles, one INT and two pass defended in 10 games this season (missed Weeks 1-3 and 13 with an ankle injury). Collected a team-high 100 tackles in 13 games last year and has 378 tackles, 5.0 sacks, two INTs (one returned for a TD), 12 passes defended, four fumble recoveries and five forced fumbles in 55 games (48 starts).

LB Josh Bynes – Secured a fourth-quarter INT in the Week 14 win over Tennessee and collected 20 tackles and three passes defended in Weeks 12-13. Totaled 209 tackles, 13 tackles for loss, a half sack, one interception, 14 passes defended, one forced fumble and one fumble recovery in 64 games (28 starts) for the Lions (2014-16) and Ravens (2011-13).

LB Karlos Dansby – Cardinals second-round pick (33rd overall) in 2004, became the first player in franchise history to have three separate stints with the team. Became the fifth player in NFL history with 40+ sacks and 20+ INTs after securing his 20th career INT in the Week 9 win over the 49ers.

LB Chandler Jones – Leads the NFL in sacks (38.5) and multi-sack performances (10) since 2015. His 15.0 sacks and 25 tackles for loss lead the league this season, and he is 2.0 sacks from a new franchise record – 16.5 by Simeon Rice in 1999.

LB Gabe Martin – Entered the NFL as a rookie free agent with the Cardinals in 2015 and has four tackles in 10 games with Arizona.

LB Kareem Martin – Secured his first-career INT in Week 13 against the Rams and collected a career-high six tackles in Week 15 against the Redskins. Has career highs in tackles (29) and starts (eight) in 2017. Appeared in 13 games with six tackles, one for loss and a sack in 2016 after converting to OLB from the D-line in 2015.

LB Haason Reddick – Led the team with 10 tackles in Weeks 1-2. Dropped Titans QB Marcus Mariota for a fourth-quarter sack last week. Began his college career as a walk-on cornerback at Temple, where he earned first-team All-AAC honors and a Senior Bowl invite as a defensive end.

LB Scooby Wright III – Has three tackles on defense and five on special teams in 11 games for the Cardinals. Drafted by the Browns in the seventh round (250th overall) in the 2016 NFL Draft.

DEFENSIVE BACKS

S Budda Baker – Has 34 tackles, 1.0 sack, four passes defended, one fumble recovery, two forced fumbles and two special teams stops in five starts (Weeks 11-15) since Tyvon Branch was lost for the season to a knee injury. His 15 special teams tackles rank third in the NFL. Consensus NCAA All-American in 2016 and two-time first-team All-Pac-12 selection at Washington. Given first name is Bishard, nicknamed Budda by his mother and aunt.

S Antoine Bethea – Secured an INT in three straight games (Weeks 4-6) for the first time in his career. Three-time Pro Bowler joined the Cardinals after 11 seasons with the 49ers (2014-16) and Colts (2006-13). Has topped 100 tackles nine times, and according to league stats, ranks fifth among all active NFL defenders – and first among DBs – with 1,098 career tackles.

CB Justin Bethel – Returned an INT 82 yards for a TD (third of his career) on the Lions first possession in Week 1. Became the first Cardinal with INT-TDs in consecutive games (1/1/17 @ LAR) since Marcus Turner (1990). Three-time Pro Bowl special teamer has four blocked kicks (three FG and one PAT) and four return TDs (three INT and one blocked FG) in his career.

CB C.J. Goodwin – Appeared in 26 games (one start) with the Falcons (2016-17) before the Cardinals acquired him via waivers on 12/15. Signed with the Steelers as a rookie free agent in 2014 and spent two seasons on Pittsburgh's practice squad.

S Tyrann Mathieu – Setup game-winning FGs with a fourth-quarter INT in Week 12 against the Jaguars and an OT INT in Week 2 against the Colts. 2015 first-team All-Pro is one of just three NFL safeties with 60+ tackles, 5+ tackles for loss, 2+ INTs and a sack this season.

S Harlan Miller – Spent Weeks 1-10 on the practice squad and saw his first game action in Week 12 against the Jaguars, recovering a fumble on a kickoff in the game's final play to secure the win. Released on 11/28, re-signed to the practice squad on 11/30 and elevated to the active roster on 12/7.

CB Patrick Peterson – Fifth overall selection in the 2011 NFL Draft has been chosen to six straight Pro Bowls, joining HOF RBs Jim Brown, Barry Sanders and Emmitt Smith as only players with six Pro Bowls prior to age 27. Only eight players in franchise history have more INTs than Peterson (21).

CB Brandon Williams – Cardinals 2016 third-round pick has 23 tackles, four passes defended and five special teams tackles in 27 games. Entered his third season playing CB in 2017 after converting from RB at Texas A&M.

CB Tramon Williams – Has 35 tackles, two INTs, 11 passes defended and a fumble recovery in 11 games (eight starts) this season. 11-year NFL veteran entered the league as a rookie free agent in 2006 and now ranks tied for sixth among active players with 32 INTs. Played the past two seasons with Cleveland (2015-16) after playing eight seasons with Green Bay (2007-14).

SPECIALISTS

LS Aaron Brewer – Placed on IR with a wrist injury on 10/9 and was activated on 12/15. Snapped on five FGs and five punts in Week 15 against the Redskins, his first action since Week 5 against the Eagles.

K Phil Dawson – Among qualified kickers (min. 16 FGAs), his 88.2 percent success rate (15-of-17) since Week 10 is the NFL's third best mark. His 41 FGs from 50+ yards and 70.7 percent success rate from 50+ rank fifth and sixth in NFL history, respectively. Signed with Arizona after 18 years with Cleveland (1999-2012) and San Francisco (2013-16).

P Andy Lee – Three-time Pro Bowl (2007, 2009 and 2011) and four-time All-Pro (2007, 2009, 2011 and 2012) selection ranks eighth in NFL history in gross average (46.4) and punts inside the 20-yard line (370). His 20 punts downed inside the 20-yard line since Week 9 are tied for the NFL lead.

ARIZONA CARDINALS 2017 TRANSACTIONS

- Tue., Dec. 19** Re-signed RB Bronson Hill and placed WR Brittan Golden (arm) on injured reserve. Signed LB Vontarrius Dora and WR Rashad Ross to practice squad and released LB Kevin Snyder from the practice squad
- Sat., Dec. 16** Elevated TE Gabe Holmes to the active roster from the practice squad and released RB Bronson Hill
- Fri., Dec. 15** Placed RB Adrian Peterson (neck) on injured reserve, activated LS Aaron Brewer from the IR/Designated for Return list and claimed CB C.J. Goodwin off of waivers from Atlanta
- Wed., Dec. 13** Re-signed WR Carlton Agudosi to the practice squad
- Tue., Dec. 12** Signed T Khalif Barnes and placed T Jared Veldheer (ankle) on injured reserve
- Mon., Dec. 11** Elevated T/G Vinston Painter to the active roster from the practice squad and released WR Carlton Agudosi and LS Justin Drescher
- Thu., Dec. 7** Elevated S Harlan Miller to the active roster from the practice squad and placed S Rudy Ford (knee) on injured reserve. Signed S K.J. Dillon to the practice squad
- Fri., Dec. 1** Signed DL Corey Peters to a three-year contract extension that keeps him under contract through the 2020 season
- Thu., Nov. 30** Signed TE Gabe Holmes, S Harlan Miller and T/G Vinston Painter to the practice squad, placed TE Anthony Denham, Jr. (knee) on practice squad injured reserve and released QB Mike Bercovici and T/G Vinston Painter from the practice squad
- Wed., Nov. 29** Elevated RB Bronson Hill to the active roster from the practice squad and signed RB Darius Victor to the practice squad
- Tue., Nov. 28** Signed LB Gabe Martin from the New Orleans Saints practice squad and released S Harlan Miller and T/G Vinston Painter
- Mon., Nov. 27** Signed LB Kevin Snyder to the practice squad and released LB Connor Harris from the practice squad
- Wed., Nov. 22** Elevated WR Carlton Agudosi to the active roster from the practice squad and signed WR Alonzo Russell to the practice squad
- Mon., Nov. 20** Released RB Andre Ellington and signed RB Bronson Hill to the practice squad
- Fri., Nov. 17** Signed WR Larry Fitzgerald to a one-year contract extension through the 2018 season
- Thu., Nov. 16** Elevated T/G Vinston Painter to the active roster from the practice squad
- Mon., Nov. 13** Signed QB Matt Barkley and elevated S Harlan Miller to the active roster from the practice squad. Placed S Tyvon Branch (knee), T D.J. Humphries (knee) and TE Ifeanyi Momah (ankle) on injured reserve. Signed CB Jarell Carter to the practice squad
- Mon., Nov. 6** Signed C Max Tuerk from the Los Angeles Chargers practice squad and placed C Daniel Munyer (toe) on injured reserve. Signed T Storm Norton to the practice squad and released T Javarius Leamon from the practice squad
- Mon., Oct. 30** Elevated LB Bryson Albright to the active roster from the practice squad and signed T Javarius Leamon to the practice squad
- Thu., Oct. 26** Placed QB Carson Palmer (arm) on injured reserve
- Tue., Oct. 24** Signed QB Mike Bercovici to the practice squad and released T Givens Price from the practice squad
- Mon., Oct. 16** Signed DL Peli Anau to the practice squad and released LB Vontarrius Dora from the practice squad
- Wed., Oct. 11** Re-signed T Givens Price to the practice squad
- Tue., Oct. 10** Acquired RB Adrian Peterson from the Saints for an undisclosed 2018 draft choice. Released RB Chris Johnson, placed LS Aaron Brewer (wrist) on injured reserve and signed LS Justin Drescher
- Wed., Oct. 4** Signed LB Vontarrius Dora to the practice squad
- Tue., Oct. 3** Elevated LB Scooby Wright III to the active roster from the practice squad and signed LB Connor Harris and T/G Vinston Painter to the practice squad
- Mon., Oct. 2** Placed LB Markus Golden (knee) on injured reserve, signed T/G Earl Watford and released T/G Vinston Painter
- Sat., Sep. 30** Placed G Mike Iupati (tricep) on injured reserve and elevated T/G Vinston Painter to the active roster from the practice squad
- Tue., Sep. 26** Signed TE Anthony Denham, Jr. and LB Earl Okine to the practice squad
- Mon., Sep. 25** Elevated TE Ricky Seals-Jones to the active roster from the practice squad and released LB Philip Wheeler
- Wed., Sep. 20** Re-signed LB Philip Wheeler
- Tue., Sep. 19** Released TE Jim Dray
- Fri., Sep. 15** Signed TE Jim Dray and released LB Philip Wheeler
- Thu., Sep. 14** Signed T Ulrick John and T Vinston Painter to the practice squad and released T Givens Price from the practice squad
- Wed., Sep. 13** Re-signed LB Scooby Wright III to the practice squad
- Tue., Sep. 12** Placed RB David Johnson (wrist) on injured reserve, released T Ulrick John, re-signed CB Chris Johnson and signed RB D.J. Foster from New England's practice squad. Also re-signed T Givens Price to the practice squad and released CB Ryan Lewis and RB James Summers from the practice squad
- Mon., Sep. 11** Re-signed LB Philip Wheeler and released LB Scooby Wright III
- Fri., Sep. 8** Elevated LB Scooby Wright III to the active roster from the practice squad and released LB Philip Wheeler
- Tue., Sep. 5** Agreed to terms with G Alex Boone on a one-year contract
- Mon., Sep. 4** Signed P Andy Lee to a two-year contract and released P Matt Wile. Placed RB T.J. Logan (wrist) on injured reserve and signed LB Bryson Albright and LB Obum Gwachum to the practice squad
- Sun. Sep. 3** Re-signed WR Carlton Agudosi, G Dorian Johnson, CB Ryan Lewis, S/CB Harlan Miller, TE Ricky Seals-Jones, RB James Summers, DT Pasoni Tasini and LB Scooby Wright III to the practice squad

ARIZONA CARDINALS 2017 TRANSACTIONS (CONTINUED)

- Sat., Sep. 2** Placed WR Aaron Dobson (hamstring) on injured reserve, waived/injured DT Ed Stinson (hamstring) and reached injury settlements with LB Tre'Von Johnson (concussion) and LB Jarvis Jones (back). Released WR Carlton Agudosi, DT Peli Anau, LB Alex Bazzie, LB Cap Capi, CB Jarell Carter, TE Gerald Christian, S Ironhead Gallon, LB Zaviar Gooden, CB Gump Hayes, WR Krishawn Hogan, WR Chris Hubert, RB Chris Johnson, G Dorian Johnson, G Kaleb Johnson, QB Trevor Knight, LB Ryan Langford, P Richie Leone, CB Ryan Lewis, T Jonathan McLaughlin, CB/S Harlan Miller, DT David Moala, T Givens Price, WR Jeremy Ross, TE Ricky Seals-Jones, CB Sojourn Shelton, RB James Summers, DT Pasoni Tasini, G Cole Toner, TE Hakeem Valles, LB Terence Waugh, LB Scooby Wright III
- Fri., Sep. 1** Traded C/G Tony Bergstrom to Baltimore for a conditional seventh-round selection in the 2018 NFL Draft
- Thu., Aug. 24** Released CB Daniel Gray
- Tue., Aug. 22** Activated \$LB Deone Bucannon (ankle) from the PUP list
- Thu., Aug. 17** Signed LB Ryan Langford and waived WR Marquis Bundy
- Sat., Aug. 5** Signed LB Josh Byner and LB Terence Waugh, waived WR Larry Clark and waived/injured LB Gabe Martin (achilles)
- Tue., Aug. 1** Signed DT Peli Anau and DT David Moala and reached an injury settlement with CB Elie Bouka (ankle)
- Mon., July 31** Signed CB Jarell Carter and waived/injured LB Alani Fua (knee) and CB Ronald Zamort (knee)
- Sun., July 30** Agreed to terms with CB Tramon Williams on a one-year contract
- Thu., July 27** Signed LB Philip Wheeler and TE Gerald Christian to one-year contracts, released TE Steven Wroblewski and reached injury settlements with CB Jumal Rolle and LB Tevin Floyd
- Sat., July 22** Signed LB Tevin Floyd and released C Lucas Crowley
- Fri., July 21** Placed \$LB Deone Bucannon (ankle) on PUP and LB Jarvis Jones (quad) on NFI
- Thu., July 20** Re-signed RB Chris Johnson to a one-year contract
- Thu., June 8** Signed LB Haason Reddick (first round) to a four-year contract
- Tue., June 6** Re-signed WR Chris Hubert and signed LB Alex Bazzie and CB Daniel Gray. Waived LB Mikey Bart
- Fri., June 2** Released QB Zac Dysert, S Drico Johnson and S Cyril Noland-Lewis
- Thu., May 25** Signed S Budda Baker (second round) to a four-year contract
- Fri., May 19** Signed G Dorian Johnson (fourth round) to a four-year contract
- Thu., May 18** Signed WR Chad Williams (third round) to a four-year contract
- Wed., May 17** Signed LB Mikey Bart and waived/left squad DT Collin Bevins
- Tue., May 16** Hired Terry Allen as the Bill Bidwill Fellowship/RB's coach
- Mon., May 15** Signed WR Larry Clark
- Sat., May 13** Signed T Will Holden (5th round), RB T.J. Logan (5th round), and CB Rudy Ford (6th round) to four-year contracts
- Thu., May 11** Released LB Daryl Washington and S Christian Bryant. Signed QB Blaine Gabbert to a one-year contract
- Wed., May 10** Released WR Harvey Binford, WR Marvin Hall, CB/S Trevon Hartfield and WR Chris Hubert
- Tue., May 9** Signed CB Jumal Rolle to a one-year contract
- Wed., May 3** Signed C/G Tony Bergstrom to a one-year contract
- Tue., May 2** Agreed to terms with 17 rookie free agents: WR Carlton Agudosi, DT Collin Bevins, C Lucas Crowley, S Ironhead Gallon, CB Gump Hayes, WR Krishawn Hogan, S Drico Johnson, LB Tre'Von Johnson, QB Trevor Knight, CB Ryan Lewis, T Jonathan McLaughlin, S Cyril Noland-Lewis, TE Ricky Seals-Jones, CB Sojourn Shelton, RB James Summers, DT Pasoni Tasini, TE Steven Wroblewski. Released CB Brian Dixon
- Tue., Apr. 18** DT Olsen Pierre and G/T John Wetzel signed their one-year contract tenders for the 2017 season
- Wed., Mar. 29** Signed WR Harvey Binford
- Fri., Mar. 17** Re-signed DT Frostee Rucker to a one-year contract
- Tue., Mar. 14** Signed LB Jarvis Jones to a one-year contract
- Mon., Mar. 13** Re-signed RB Andre Ellington to a one-year contract
- Fri., Mar. 10** Agreed to terms with LB Chandler Jones (five years), LB Karlos Dansby (one year) and K Phil Dawson (two years)
- Thu., Mar. 9** Agreed to terms with S Antoine Bethea (three years) and C A.Q. Shipley (two years)
- Tue., Mar. 7** Agreed to terms on a four-year contract with TE Jermaine Gresham. Re-signed QB Zac Dysert to a one-year contract and extended tender offers to exclusive rights free agents DT Olsen Pierre and G/T John Wetzel
- Mon., Feb. 27** Re-signed WR Jeremy Ross and LB Gabe Martin to one-year contracts. Placed the non-exclusive franchise tag on LB Chandler Jones
- Fri., Jan. 27** Freddie Kitchens switches from quarterbacks coach to running backs coach and Byron Leftwich hired as quarterbacks coach
- Thu., Jan. 12** Re-signed DT Josh Mauro to a two-year contract
- Thu., Jan. 5** Signed WR Aaron Dobson and P Richie Leone to future contracts for the 2017 season
- Tue., Jan. 3** Re-signed LB Cap Capi, WR Marvin Hall, WR Chris Hubert, G Kaleb Johnson, C/G Daniel Munyer, RB Elijah Penny, and RB Ronald Zamort to future contracts for the 2017 season

Game 1
Lions 35, CARDINALS 23
September 10, 2017 – Ford Field (60,957)

The Cards opened the regular season at Detroit where they took advantage of early Lions mistakes to take an initial 10-0 lead. However, the hosts responded with 26 straight points in the 2nd half to earn the 35-23 victory. Detroit enjoyed a 4-1 edge in takeaways and converted 3 of them into TDs.

Detroit safety Tavon Wilson's INT off Carson Palmer on the game's opening drive set his offense up at the AZ26. However, 2 plays later Lions signal-caller Matthew Stafford returned the favor with a pass that Cards CB Justin Bethel picked off and returned 82 yards for a TD. Midway thru the 1st quarter, the Lions were backed up deep in their own territory when punter Kasey Redfern mishandled a snap in the end zone, allowing the Cards to take over at the DET13. The Cards could only convert it into a 24-yard Phil Dawson FG that made it 10-0 after one. Early in the 2nd quarter, the Cards were threatening before Lions safety Glover Quin INT'd Palmer and returned it to the AZ42. Detroit capitalized 11 plays later when Marvin Jones hauled in a 6-yard TD pass from Stafford that made it 10-6 after the PAT try failed. It remained that way until late in the half when the Cards advanced deep into Lions territory but Dawson's 32-yard FG try bounced off the left upright with :39 remaining before intermission. That was enough time for the Lions to move into position for a 58-yard Matt Prater FG that made it 10-9 as the half expired.

On its opening drive of the 2nd half, AZ's offense moved 94 yards in 12 plays thanks largely to Palmer completing 6 of 8 passes for 69 yards, the biggest of which was a 24-yarder to David Johnson to the DET3. On the next play, RB Kerwynn Williams ran it in to give AZ a 17-9 lead. After a Lions 3-n-out, the Cards took over at their own 21 but on the 1st play Johnson fumbled and DET took over at the AZ10; the play would also be Johnson's last as he exited the game with a wrist injury that ultimately landed him on IR. The Lions again cashed in on a turnover when RB Theo Riddick caught a 7-yard TD pass from Stafford that trimmed the AZ lead to 2 at 17-15 late in the 3rd. On their next series, DET took its 1st lead of the game with 9:27 left thanks to a 10-yard Stafford TD pass to rookie WR Kenny Golladay. The two struck again on the next series with a 45-yard TD hook-up that made it 28-17. The misfortune continued on the next play from scrimmage when Palmer's pass to RB Andre Ellington bounced right off the RB and into the hands of LB Miles Killebrew who took it 35 yards for a TD. A late TD pass from Palmer to WR JJ Nelson provided the game's final points.

CARDINALS	10	0	7	6	23
Lions	0	9	6	20	35

Team	Qtr.	Time	Scoring Play	Drive	Score
CARDS	1	11:14	Bethel 82-yard INT return (Dawson kick)	--	7-0
CARDS	1	2:40	Dawson 24-yard FG	7-7, 3:32	10-0
Lions	2	4:22	MJones 6-yard pass from Stafford (run failed)	11-42, 6:16	10-6
Lions	2	0:00	Prater 58-yard FG	8-38, 0:39	10-9
CARDS	3	5:37	KWilliams 3-yard run (Dawson kick)	12-94, 5:49	17-9
Lions	3	3:07	Riddick 7-yard pass from Stafford (pass failed)	2-10, 0:45	17-15
Lions	4	9:27	Golladay 10-yard pass from Stafford (pass failed)	10-67, 4:49	17-21
Lions	4	4:13	Golladay 45-yard pass from Stafford (Prater kick)	10-67, 5-72, 2:55	17-28
Lions	4	4:03	Killebrew 35-yard INT return (Prater kick)	--	17-35
CARDS	4	1:33	Nelson 1-yard pass from Palmer (pass failed)	10-75, 2:30	23-35

STATISTICS

	AZ	DET
First Downs	24	18
3 rd Down Eff. (Pct)	6-15 (40)	8-16 (50)
Total Plays	67	69
Avg. Gain	4.6	5.3
Rushes-Yards	18-45	27-82
Net Passing Yards	264	285
Total Net Yards	309	367
Passing (A-C-I)	48-27-3	41-29-1
Sacked by Opp.	1-5	1-7
Punts-Average	4-46.0	5-37.8
Fumbles-Lost	2-1	1-0
Penalties	6-55	10-100
Time of Possession	27:58	32:02

Weather: Indoors

RUSHING

CARDS: DJohnson 11-23; Williams 5-10, TD; JoBrown 1-10; Palmer 1-2.
 Lions: Abdullah 15-30; Washington 6-22; Stafford 2-14; Redfern 1-10; Tate 2-7; Riddick 1-(-1).

PASSING

CARDS: Palmer 27-49, 269 yds, 1 TD, 3 INT.
 Lions: Stafford 29-41, 292 yds, 4 TD, 1 INT.

RECEIVING

CARDS: Fitzgerald 6-74; DJohnson 6-68; Nelson 5-43, TD; JoBrown 4-32; Gresham 3-15; Ellington 2-35; Williams 1-2.
 Lions: Tate 10-107; Riddick 6-27, TD; Golladay 4-69, 2 TD; Abdullah 3-11; MJones 2-37, TD; TJones 2-32; Ebron 2-9

INTERCEPTIONS

CARDS: Bethel 1-81, TD.
 Lions: Killebrew 1-35, TD; Quin 1-25; Wilson 1-23.

Game 2
CARDINALS 16, Colts 13 (OT)
September 17, 2017 – Lucas Oil Stadium (63,137)

The Cards made their first-ever appearance at Lucas Oil Stadium where they allowed Indy to jump out to an early 10-point lead. They trailed by that same margin approaching the midway point of the 4th quarter. Staring down the barrel of an 0-2 start to the season, AZ rallied to score 3 times the rest of the way and emerged with a 16-13 OT victory.

Both squads entered the contest undermanned. AZ was without 5 injured starters while Indy's list of missing players was headlined by QB Andrew Luck. Starting in his place was recently-acquired Jacoby Brissett who led Indy to scores on its first 2 offensive drives. The initial one appeared to end with an Adam Vinatieri FG but Cards DL Rodney Gunter was flagged for "leverage" on the try; 2 plays later Indy added a TD instead thanks to a 5-yard Frank Gore run. The Colts went up 10-0 on their next drive via Vinatieri's 46-yard FG. AZ responded on the next play from scrimmage with a 46-yard Carson Palmer pass to TE Ifeanyi Momah that took it to the Indy 29. AZ would reach the 1 and went for it on 4th-n-goal from there but Palmer's fade pass to Larry Fitzgerald fell incomplete. After the Cards D forced a 3-n-out, AZ again threatened. A 9-yard Palmer pass to WR JJ Nelson was initially ruled a TD but reversed after replay and a 27-yard Phil Dawson FG made it 10-3. With under 2 minutes to play in the half, the Cards reached the Indy 26 but Palmer's 1st down throw was picked off by S Malik Hooker.

Neither team scored or generated much offense in the 3rd but with 11:42 remaining, Vinatieri's 29-yard FG made it a 2-score game at 13-3. The next series saw Palmer pick-up a key 1st down on 3rd-n-1 when he fumbled the snap but recovered and ran up the middle for 4. Two plays later AZ faced a 3rd-n-20 from its own 18 when Palmer picked up 22 on a pass to WR Jaron Brown and an additional 15 thanks to a roughing the passer call that moved it to the Indy 45. On the next snap, Palmer hit Nelson between 2 defenders down the deep middle for a 45-yard TD that made it 13-10. The AZ offense got the ball back after a Colts 3-n-out and on the 2nd play thereafter, Palmer and Nelson again connected, this time on a 31-yarder to the Indy 28. The catch would lead to a 40-yard Dawson FG that tied the game at 13 with 3:28 to play. On the final play of regulation Dawson had a chance to end it with a 42-yard FG. His initial attempt was good but negated by a Colts timeout and the following try was wide right sending the game to OT.

The Colts won the toss to open the extra period and elected to receive but on their 1st play, S Tyrann Mathieu picked off Brissett and returned the INT 15 yards to the Indy 21. Four plays later, Dawson hit it right down the middle from 30 yards to claim the victory.

CARDINALS	0	3	0	10	3	16
Colts	10	0	0	3	0	13

Team	Qtr.	Time	Scoring Play	Drive	Score
Colts	1	7:38	Gore 5-yard run (Vinatieri kick)	14-53, 5:45	0-7
Colts	1	1:27	Vinatieri 46-yard FG	8-32, 4:21	0-10
CARDS	2	5:56	Dawson 27-yard FG	15-54, 5:49	3-10
Colts	4	11:42	Vinatieri 29-yard FG	16-76, 9:18	3-13
CARDS	4	7:38	Nelson 45-yard pass from Palmer (Dawson kick)	7-85, 4:04	10-13
CARDS	4	3:25	Dawson 40-yard FG	6-40, 2:09	13-13
CARDS	OT	8:02	Dawson 30-yard FG	4-9, 1:45	16-13

STATISTICS

	AZ	IND
First Downs	17	18
3 rd Down Eff. (Pct)	6-15 (40)	8-18 (44)
Total Plays	65	70
Avg. Gain	3.3	2.6
Rushes-Yards	25-83	29-76
Net Passing Yards	306	190
Total Net Yards	389	266
Passing (A-C-I)	36-19-1	37-20-1
Sacked by Opp.	4-26	4-26
Punts-Average	5-46.4	7-43.3
Fumbles-Lost	1-0	3-0
Penalties	6-41	8-70
Time of Possession	28:49	33:09

Weather: Indoors

RUSHING

CARDS: CJohnson 11-44; KWilliams 9-22; Ellington 2-14; Palmer 3-6.
 Colts: Gore 11-46, TD; Brissett 6-22; Turbin 3-11; Mack 6-(-3).

PASSING

CARDS: Palmer 19-36, 332 yds, 1 TD, 1 INT.
 Colts: Brissett 20-37, 216 yds, 0 TD, 1 INT.

RECEIVING

CARDS: Nelson 5-120, TD; JaBrown 4-73; Ellington 3-12; Momah 1-46; Golden 1-29; Niklas 1-16; CWilliams 1-15.
 Colts: Doyle 8-79; Hilton 4-45; Aiken 3-31; Moncrief 2-18; BWilliams 1-20; Mack 1-11; Turbin 1-8.

INTERCEPTIONS

CARDS: Mathieu 1-15.
 Colts: Hooker 1-32.

Game 3
Cowboys 28, CARDINALS 17
September 25, 2017 – University of Phoenix Stadium (65,102)

After opening the regular season with back-to-back road games, the Cards made their University of Phoenix Stadium debut with a nationally-televised Monday night tilt against the Cowboys. Arizona came out of the gates fast as Carson Palmer completed his first 11 passes and was 15-18 passing for 145 yards and a TD in a 1st half that the Cards dominated statistically. On the scoreboard, however, the teams were tied at 7 at intermission. Dallas would outscore AZ 21-10 in the 2nd half behind the playmaking of QB Dak Prescott and emerged with the victory that improved the Cowboys to 2-1 while dropping the Cards to 1-2. Overshadowed by the outcome was a magnificent outing from WR Larry Fitzgerald who had 13 catches for 149 yards and a TD.

The Cardinals took the game's opening kickoff 82 yards in 8 plays and Palmer capped the drive with a 25-yard scoring strike to WR Jaron Brown. Their next drive also went deep into Dallas territory but an apparent 10-yard TD pass to Brown was negated by penalty and the subsequent FG try of 36 yards by Phil Dawson was wide right. The AZ defense meanwhile forced 3-n-outs on the first 2 Cowboy drives but the field position would gradually shifted in Dallas' favor. After taking over at the AZ22 with 2:21 left in the 1st half, Prescott ran it in from 10 yards out and flipped into the end zone to tie the game.

On its 2nd drive of the 3rd quarter, Dallas took over at the AZ46 and 4 plays later Prescott found Dez Bryant with a 15-yard TD pass. Later in that quarter a 37-yard Fitzgerald pass from Palmer took it to the DAL17 and 2 plays later the two connected on a 15-yard TD pass in the back right corner of the end zone to again tie the game. With just under 12 minutes remaining, Prescott kept a 2nd down play alive by scrambling to his right before lofting a pass to the end zone that WR Brice Butler hauled in for a 37-yard TD. Down 21-14, Palmer drove the Cards to the DAL19 thanks in large part to a 24-yard gain on an acrobatic Fitzgerald sideline grab. That ultimately led to a 37-yard Dawson FG that trimmed the deficit to 21-17 with 6:40 remaining. On the next play from scrimmage, Prescott hit Butler with a 53-yard completion to the AZ22 and 3 plays later RB Ezekiel Elliott ran it in from 8 yards out to make it 21-17.

The MNF contest ended a weekend of NFL action in which every game featured some sort of response to critical comments of the league by President Donald Trump. During the anthem, Cardinals players, coaches and ownership locked arms while standing shoulder to shoulder in the end zone in a show of unity while the Cowboys opted to take a collective knee before the anthem was played.

Cowboys	0	7	7	14	28
CARDINALS	7	0	7	3	17

Team	Qtr.	Time	Scoring Play	Drive	Score
CARDS	1	9:59	JaBrown 25-yard pass from Palmer (Dawson kick)	8-82, 5:01	0-7
Cowboys	2	1:11	Prescott 10-yard run (Bailey kick)	3-33, 1:10	7-7
Cowboys	3	8:31	Bryant 15-yard pass from Prescott (Bailey kick)	4-46, 1:58	14-7
CARDS	3	3:13	Fitzgerald 15-yard pass from Palmer (Dawson kick)	3-54, 1:32	14-14
Cowboys	4	11:52	Butler 37-yard pass from Prescott (Bailey kick)	5-50, 2:53	21-14
CARDS	4	6:35	Dawson 37-yard FG	16-56, 5:17	21-17
Cowboys	4	4:57	Elliott 8-yard run (Bailey kick)	4-75, 1:38	28-17

Game 4
CARDINALS 18, 49ers 15 (OT)
October 1, 2017 – University of Phoenix Stadium (64,121)

This week 4 showdown between the Niners & Cards was a classic NFC West battle. Neither team allowed a TD in regulation but there were plenty of field goals, an NFL-record tying 9 in all. The last of them was a 23-yarder by San Fran's Robbie Gould that capped the 49ers' OT-opening drive of 17 plays and 73 yards. In addition to putting the visitors up 15-12, it also consumed 7:36 of the 10-minute extra period leaving AZ with just over 2 minutes to answer.

But answer they did. After taking over at his own 25 with 2:24 remaining, Carson Palmer completed 4 straight passes for 50 yards to move it to the SF25. The last 2 went to WR Jaron Brown who finished with 8 catches for 105 yards, both career-highs. On the next play WR John Brown came down with a pass in the back right corner of the end zone but he was ruled out of bounds and after a replay review, referee Tony Corrente announced that the original call would stand. A holding penalty backed up the AZ offense but a defensive pass interference was followed by an 8-yard completion to RB Andre Ellington, taking the Cards to the SF19 with :38 left. On the next snap, Palmer tossed it to the right side of the end zone where Larry Fitzgerald lept high, snatched the ball with both hands and landed in the end zone with the game-winning TD. It was Arizona's first lead of the day and secured the Cards' 5th straight win over San Fran.

While the OT-game-winner was the game's only TD, the Cards looked like they'd get one on the day's opening series. They reached the SF4 but LB Ray-Ray Armstrong caught a tipped ball in the end zone for an INT. After a 49-yard Gould FG late in the 1st gave the 49ers a 3-0 lead, Ellington caught a 12-yard pass at the corner of the end zone that was ruled a TD; however, after replay review Corrente surprisingly announced that the call was reversed. AZ instead had to settle for a game-tying FG from Phil Dawson, the first of 4 FGs he would have on the day. After another Gould FG put SF up 6-3, an INT by S Antoine Bethea set the Cards offense up at the SF30; that led to a Dawson 43-yarder that knotted it at 6 going into halftime.

The first three drives of the 3rd quarter resulted in FGs – two for Gould, and a 50-yarder for Dawson – and SF led 12-9 heading into the 4th. Midway through that final quarter, Dawson tied it with his 4th FG in as many tries. While each team would get two more possessions in regulation, neither could generate a scoring opportunity and the game went to OT where SF won the coin flip but the Cards ultimately won the game. It was Arizona's 2nd OT victory in 3 weeks and the franchise's 26th all-time, 2nd most in NFL history behind only Denver's 28.

49ers	3	3	6	0	3	15
CARDINALS	0	6	3	3	6	18

Team	Qtr.	Time	Scoring Play	Drive	Score
49ers	1	2:05	Gould 49-yard FG	10-45, 3:45	3-0
CARDS	2	13:07	Dawson 29-yard FG	9-63, 3:58	3-3
49ers	2	7:16	Gould 39-yard FG	12-64, 5:51	6-3
CARDS	2	1:24	Dawson 43-yard FG	4-5, 0:30	6-6
49ers	3	10:34	Gould 47-yard FG	9-46, 4:26	9-6
CARDS	3	6:50	Dawson 50-yard FG	7-43, 3:44	9-9
49ers	3	2:22	Gould 48-yard FG	11-45, 4:28	12-9
CARDS	4	7:41	Dawson 32-yard FG	11-50, 6:07	12-12
49ers	OT	2:24	Gould 23-yard FG	17-73, 7:36	15-12
CARDS	OT	0:32	Fitzgerald 19-yard pass from Palmer	7-75, 1:52	15-18

STATISTICS

	DAL	AZ
First Downs	15	22
3 rd Down Eff. (Pct)	2-9 (22)	8-18 (44)
Total Plays	45	75
Avg. Gain	6.1	4.4
Rushes-Yards	26-99	21-49
Net Passing Yards	174	283
Total Net Yards	273	332
Passing (A-C-I)	18-13-0	48-29-0
Sacked by Opp.	1-9	6-42
Punts-Average	7-44.4	6-45.2
Fumbles-Lost	0-0	0-0
Penalties	9-76	6-50
Time of Possession	28:49	33:09

Weather: Indoors

RUSHING

Cowboys: Elliott 22-80, TD; Prescott 3-16, TD; Switzer 1-3.
 CARDS: Ellington 5-22; CJohnson 12-17; Palmer 3-7; KWilliams 1-3.

PASSING

Cowboys: Prescott 13-18, 183 yds, 2 TD, 0 INT.
 CARDS: Palmer 29-48, 325 yds, 2 TD, 0 INT.

RECEIVING

Cowboys: TWilliams 3-47; Elliott 3-14; Butler 2-90, TD; Bryant 2-12, TD; Brown 1-13; Beasley 1-4; Witten 1-3.
 CARDS: Fitzgerald 13-149, TD; Ellington 5-59; Gresham 5-47; Ja Brown 2-27, TD; Golden 1-21; Niklas 1-10; CWilliams 1-8; CJohnson 1-4.

INTERCEPTIONS

Cowboys: None.
 CARDS: None.

STATISTICS

	SF	AZ
First Downs	20	25
3 rd Down Eff. (Pct)	5-19 (26)	5-15 (31)
Total Plays	79	79
Avg. Gain	3.9	4.7
Rushes-Yards	27-95	22-51
Net Passing Yards	210	317
Total Net Yards	305	368
Passing (A-C-I)	49-24-1	51-33-1
Sacked by Opp.	3-24	6-40
Punts-Average	7-50.1	6-48.8
Fumbles-Lost	1-0	0-0
Penalties	13-113	10-80
Time of Possession	33:13	36:15

Weather: Indoors

RUSHING

49ers: Hyde 16-68; Breida 9-16; Jusczyk 1-8; Hoyer 1-3.
 CARDS: CJohnson 13-32; Ellington 5-18; Palmer 2-1; Penny 1-1; KWilliams 1-(-1).

PASSING

49ers: Hoyer 24-49, 234 yds, 0 TD, 1 INT.
 CARDS: Palmer 33-51, 357 yds, 1 TD, 1 INT.

RECEIVING

49ers: Taylor 5-47; Hyde 5-27; Garcon 4-36; Jusczyk 3-15; Kittle 2-35; Goodwin 1-18; Breida 1-4.
 CARDS: Ellington 9-86; JaBrown 8-105; Fitzgerald 4-32, TD; JoBrown 3-47; Nelson 3-34; CJohnson 3-31; Gresham 2-12; KWilliams 1-10.

INTERCEPTIONS

49ers: Armstrong 1-0.
 CARDS: Bethea 1-16.

Game 5
Eagles 34, CARDINALS 7
October 8, 2017 – Lincoln Financial Field (69,596)

On a humid October afternoon in Philadelphia, the Eagles jumped out to a 21-0 lead after QB Carson Wentz threw TD passes on the team's first 3 offensive possessions. The Cardinals would get to within 14 points after a TD early in the 2nd quarter but never closer as Philly scored the game's final 13 points en route to a 34-7 victory. It dropped AZ to 2-3 on the season while the Eagles improved to 4-1.

Philly finished the game 9-14 on 3rd down and that efficiency was on display on the game's opening possession when they Eagles converted 3 times including a pair of 3rd-n-11's. Those conversions extended a drive that ultimately ended on Wentz's 15-yard TD pass to TE Trey Burton. Their next series started at the AZ15 thanks to a 76-yard Kenjon Barner punt return. Three plays later Wentz found another TE – this time Zach Ertz – with an 11-yard scoring strike. Late in the 1st, Philly faced a 3rd-n-6 from its own 41 when Wentz hit Torrey Smith crossing the deep middle and the WR took it the distance for a 59-yard TD. Arizona answered with its best drive of the day, a 10-play, 75-yard series that concluded with a 13-yard TD pass from Carson Palmer to John Brown. AZ stopped the Eagles on their next 3 drives forcing a pair of punts and ending the 3rd with an Antoine Bethea interception in the end zone with :40 left in the half. It was Bethea's 2nd INT in as many games for Arizona. After the takeaway, the Cards moved into position for a 51-yard Phil Dawson FG attempt that would've made it 21-10 but the try was blocked due in part by the fact that long-snapper Aaron Brewer was lost earlier in the game with a broken wrist.

The Eagles added a 36-yard Jake Elliott FG on the opening drive of the 2nd half that made it 24-7. On the 3rd play of their next series they faced a 3rd-n-19 at their own 28. AZ brought the house but Wentz beat the blitz with a deep pass that Nelson Agholor hauled in for a 72-yard TD that effectively provided the game's knockout blow. Elliott would add a 28-yard FG late to make it 34-7. Cards WR JJ Nelson was awarded a diving TD in the game's final minute but replay reversed it saying that he lost possession before crossing the goal line.

WR Larry Fitzgerald extended his streak of games with at least one reception to 200 and finished with 6 catches in all. The Cards again had to shuffle their offensive line due to injuries and started back-ups at both LT and LG against Philly's formidable front.

CARDINALS	0	7	0	0	7
Eagles	21	0	10	3	34

Team	Qtr.	Time	Scoring Play	Drive	Score
Eagles	1	8:19	Burton 15-yard pass from Wentz (Elliott kick)	10-54, 5:26	0-7
Eagles	1	3:52	Ertz 11-yard pass from Wentz (Elliott kick)	3-15, 1:30	0-14
Eagles	1	0:43	T.Smith 59-yard pass from Wentz (Elliott kick)	3-64, 1:33	0-21
CARDS	2	11:42	Jo. Brown 13-yard pass from Palmer (Dawson kick)	10-75, 4:01	7-21
Eagles	3	9:18	Elliott 36-yard FG	11-57, 5:42	7-24
Eagles	3	6:16	Agholor 72-yard pass from Wentz (Elliott kick)	3-63, 1:01	7-31
Eagles	4	2:00	Elliott 28-yard FG	13-58, 9:14	7-34

STATISTICS

	AZ	PHI
First Downs	16	19
3 rd Down Eff. (Pct)	4-14 (29)	9-14 (64)
Total Plays	60	64
Avg. Gain	5.1	6.5
Rushes-Yards	14-31	33-122
Net Passing Yards	276	297
Total Net Yards	307	419
Passing (A-C-I)	44-28-0	30-21-1
Sacked by Opp.	2-15	1-7
Punts-Average	7-49.6	3-43.0
Fumbles-Lost	1-1	0-0
Penalties	7-61	5-60
Time of Possession	24:13	35:47

Weather: Partly cloudy & humid with intermittent rain, 77 degrees, 91% humidity, winds SSW 10 mph.

RUSHING

CARDS: CJohnson 9-21; Nelson 1-14; KWilliams 3-(-2); Ellington 1-(-2).
 Eagles: Blount 14-74; Barner 5-23; Clement 7-17; Wentz 6-11; TSmith 1-(-3).

PASSING

CARDS: Palmer 28-44, 291 yds, 1 TD, 0 INT.
 Eagles: Wentz 21-30, 304 yds, 4 TD, 1 INT.

RECEIVING

CARDS: Ellington 9-65; Fitzgerald 6-51; Nelson 4-80; JaBrown 3-39; JoBrown 2-26, TD; Gresham 2-16; CJohnson 1-8; Penny 1-6.
 Eagles: Ertz 6-61, TD; Agholor 4-93, TD; TSmith 3-70, TD; Jeffery 3-31; Burton 2-16, TD; Clement 1-22; Johnson 1-6; Celek 1-5.

INTERCEPTIONS

CARDS: Bethea 1-0.
 Eagles: None.

Game 6
CARDINALS 38, Buccaneers 33
October 15, 2017 – University of Phoenix Stadium (63,999)

The Cardinals evened their record at 3-3 with a home victory over the Buccaneers, who entered the game at 2-2. They scored TDs on each of their first 3 offensive possessions and took a 24-0 halftime lead that grew to 31-0 early in the 3rd. The offensive explosion coincided with the arrival of RB Adrian Peterson, who AZ picked up in trade with the Saints on Tuesday. In his Cards debut, the 32-year old All-Pro was sensational finishing with 134 rushing yards on 26 carries with 2 TDs. The ground success opened things up for the passing game where Carson Palmer completed his first 14 passes that included 3 TDs. His primary target was Larry Fitzgerald who had a game-high 10 catches for 138 yards a TD. As it turned out, the Cards would need every bit of that offensive production as the Bucs clawed back to make it a game with 33 second half points, including 27 in the 4th. They did with back-up QB Ryan Fitzpatrick who took over in the 2nd quarter after starter Jameis Winston injured his shoulder on a hit from Chandler Jones. In the end, the Cards cushion was enough to weather the late barrage and emerge with an important 5-point victory.

Peterson's impact was evident from the start. AZ took the opening kickoff and moved 75 yards in 7 plays; 4 of them were Peterson runs that gained 54 yards including a 27-yard TD jaunt. The next Cards series also ended with 7, this time when Palmer finished the 7-play, 86-yard drive with a 14-yard scoring pass to TE Troy Niklas. After a TB 3-n-out, the lead grew to 21-0 when Palmer's 11-yard TD to Fitzgerald capped a 75-yard scoring drive. With 5:31 to go in the 2nd, Phil Dawson's 28-yard FG made it 24-0 and Winston had been knocked from the game. In his 1st series of action, Fitzpatrick led the Bucs to the AZ5 but the Cards turned them away on both 3rd and 4th downs to secure the 1st half shut out.

On the 2nd play of the 3rd quarter, S Antoine Bethea notched his 3rd INT in as many games and returned the pick 21 yards to the TB 33. Four plays later, Palmer hit WR John Brown with a 17-yard TD pass that made it 31-0. Midway thru the 3rd, Fitzpatrick and DeSean Jackson connected on a 4-yard TD to begin a string of 20 unanswered points for the Bucs. A 10-yard TD catch by TE Cameron Brate was followed :36 later by a defensive score; LB Lavonte David scooped up a Fitzgerald fumble and his 21-yard return made it 31-21 with about 13 minutes left. AZ's next possession ended on an Andy Lee punt that rookie Budda Baker downed at the 1. On the next play, Cards CB Tramon Williams came up with a huge INT when he wrestled a pass from WR Mike Evans, giving the ball back to the offense at the TB1. On the next snap, Peterson punched it in from there and the Cards led 38-20 with 7:17 left. But the Bucs would get 2 more TDs in that span – a 1-yard Doug Martin run and a 37-yard Evans TD catch – to make it a 5-point game with 2:02 remaining. However, when Fitzgerald recovered the on-side kick attempt, the Cards were able to salt the time away with 3 kneeldowns.

Buccaneers	0	0	6	27	33
CARDINALS	14	10	7	7	38

Team	Qtr.	Time	Scoring Play	Drive	Score
CARDS	1	11:52	APeterson 27-yard run (Dawson kick)	6-75, 3:08	0-7
CARDS	1	5:24	Niklas 14-yard pass from Palmer (Dawson kick)	7-86, 3:38	0-14
CARDS	2	12:04	Fitzgerald 11-yard pass from Palmer (Dawson kick)	7-95, 4:04	0-21
CARDS	2	5:31	Dawson 28-yard FG	10-60, 6:02	0-24
CARDS	3	11:58	JoBrown 17-yard pass from Palmer (Dawson kick)	4-33, 2:11	0-31
Bucs	3	8:27	DJackson 4-yard pass from Fitzpatrick (run failed)	8-75, 3:31	6-31
Bucs	4	13:32	Brate 10-yard pass from Fitzpatrick (pass failed)	6-63, 2:50	12-31
Bucs	4	12:56	David 21-yard fumble return TD (Martin run)	--	20-31
CARDS	4	7:17	APeterson 1-yard run (Dawson kick)	1-1; 0:05	20-38
Bucs	4	3:02	Martin 1-yard run (pass failed)	11-70, 4:15	26-38
Bucs	4	2:02	Evans 37-yard pass from Fitzpatrick (Murray kick)	3-65, 0:32	33-38

STATISTICS

	TB	AZ
First Downs	21	23
3 rd Down Eff. (Pct)	7-14 (50)	4-9 (44)
Total Plays	64	59
Avg. Gain	6.5	7.3
Rushes-Yards	21-68	35-160
Net Passing Yards	346	272
Total Net Yards	414	432
Passing (A-C-I)	42-27-2	22-18-1
Sacked by Opp.	1-5	2-11
Punts-Average	4-38.5	2-46.5
Fumbles-Lost	0-0	3-1
Penalties	9-49	7-61
Time of Possession	27:37	32:23

Weather: Indoors

RUSHING

Bucs: Martin 14-53, TD; Fitzpatrick 3-10; Reedy 1-4; Rodgers 3-1.
 CARDS: APeterson 26-134, 2 TD; Nelson 1-16; KWilliams 3-14; Palmer 5-(-4).

PASSING

Bucs: Fitzpatrick 22-32, 290, 3 TD, 2 INT; Winston 5-10, 61 yds, 0 TD, 0 INT.
 CARDS: Palmer 18-22, 283 yds, 3 TD, 1 INT.

RECEIVING

Bucs: Brate 6-76, TD; Humphries 6-51; Sims 4-45; Evans 3-95, TD; DJackson 3-38, TD; Howard 1-15; Martin 1-11; Godwin 1-9; Rodgers 1-6; Stocker 1-5.
 CARDS: Fitzgerald 10-138, TD; JoBrown 3-63, TD; Gresham 2-32; Niklas 2-20, TD; JaBrown 1-30.

INTERCEPTIONS

Bucs: Grimes 1-39.
 Cards: Bethea 1-21; TWilliams 1-0.

Game 7
Rams 33, CARDINALS 0

October 22, 2017 – Twickenham Stadium, London (73,736)

The 3-3 Cardinals traveled to London to take on the 4-2 Rams in a key divisional showdown at Twickenham Stadium. After a promising game-opening drive, Arizona would be outplayed by LA in all three phases of the game the rest of the way. In addition to suffering a 33-0 defeat, the Cards lost QB Carson Palmer late in the 1st half with a fractured left forearm that would require surgery and land him on IR. The most damage was done in the 2nd quarter when the Rams scored 20 points in all and 17 in the final 5:25. LA enjoyed a near two-to-one advantage in time of possession and outgained AZ 425-193 in total offensive yards. The Cards were hampered by 10 penalties, including 5 neutral zone infractions on defense and allowed the Rams to convert 13 of their 19 third down attempts (68%).

On the game's opening drive, Palmer completed 4 of 5 passes for 62 yards and moved AZ to the LA14 but Phil Dawson's 32-yard try from there was wide left. The Rams then moved 73 yards to the AZ5 where Greg Zuerlein's 23-yard FG made it 3-0. Zuerlein doubled the LA lead early in the 2nd with a 33-yarder that capped an 8-play, 51-yard drive. With 5:48 remaining before halftime and trailing 6-0, the Cards took over at their own 18 when disaster struck. On the drive's first play, LB Alec Ogletree hit Palmer while he was throwing; it caused the ball to flutter and led to a Lamarcus Joyner INT that he returned 29 yards to the AZ18. The play would be Palmer's last as he exited with a fractured left forearm suffered on the play and Drew Stanton came on at QB the rest of the way. On the next snap after the turnover, Todd Gurley ran for an 18-yard TD that made it 13-0. With 1:22 to go before halftime, the Rams were again threatening at the AZ32 when Goff's pass was nearly INT'd by S Antoine Bethea but he could not hold on. Instead, the LA drive continued and ultimately ended when Goff ran it in himself from 9 yards out to put the Rams up 20-0 with :41 remaining before intermission. On the next play from scrimmage, Stanton was picked off by LB Mark Barron and that led to a 53-yard Zuerlein FG as the half expired.

Zuerlein would add a 34-yarder on the opening drive of the 3rd quarter to make it 26-0. The next Rams drive reached the AZ21 but Cards \$LB Deone Bucannon ended it with an INT off Goff that he returned 39 yards to the LA47. The Cards could not capitalize on their last best chance for points and only a late Goff pass to WR Cooper Kupp remained to provide the game's final margin.

Larry Fitzgerald extended his streak of games with at least one reception to 202 and Twickenham Stadium became the 40th different NFL venue at which he recorded a regular season catch. RB Adrian Peterson made his 2nd appearance as a Cardinal and his 2nd appearance of the month in the UK; prior to being traded to AZ, he played at Wembley Stadium with the Saints on October 1 and became the 1st in NFL history to play 2 London games in the same season.

CARDINALS		0	0	0	0	0	
Rams		3	20	3	7	33	
Team	Qtr. Time	Scoring Play				Drive	Score
Rams	1 4:14	Zuerlein 23-yard FG				14-73, 5:50	0-3
Rams	2 11:13	Zuerlein 33-yard FG				8-51, 3:38	0-6
Rams	2 5:25	Gurley 18-yard run (Zuerlein kick)				1-18, 0:10	0-13
Rams	2 0:41	Goff 9-yard run (Zuerlein kick)				8-88, 1:23	0-20
Rams	2 0:00	Zuerlein 53-yard FG				4--(-7), 0:33	0-23
Rams	3 10:53	Zuerlein 34-yard FG				10-63, 4:07	0-26
Rams	4 3:46	Cupp 18-yard pass from Goff (Zuerlein kick)				16-80, 10:10	0-33

STATISTICS

	AZ	LA
First Downs	10	28
3 rd Down Eff. (Pct)	3-12 (25)	13-19 (68)
Total Plays	47	78
Avg. Gain	4.1	5.4
Rushes-Yards	12-25	40-197
Net Passing Yards	168	228
Total Net Yards	193	425
Passing (A-C-I)	32-15-2	37-22-1
Sacked by Opp.	3-16	1-7
Punts-Average	6-43.8	2-59.5
Fumbles-Lost	1-0	0-0
Penalties	10-65	6-45
Time of Possession	20:59	39:01

Weather: Cloudy, 54 degrees, Humidity 72%, Winds W 10 mph

RUSHING

CARDS: APeterson 11-21; Stanton 1-4.
Rams: Gurley 22-106, TD; MBrown 11-48; Austin 3-27; Goff 2-13, TD; Woods 1-4; Mannion 1-(-1).

PASSING

CARDS: Palmer 10-18, 122 yds, 0 TD, 1 INT; Stanton 5-14, 62 yds, 0 TD, 1 INT.
Rams: Goff 22-37, 235 yds, 1 TD, 1 INT.

RECEIVING

CARDS: Fitzgerald 3-29; Golden 3-20; JaBrown 2-37; Nelson 2-35; KWilliams 2-27; Gresham 1-18; APeterson 1-2; JoBrown 1-6.
Rams: Woods 5-59; Kupp 4-51, TD; Gurley 4-48; Watkins 3-42; Higbee 3-13; Austin 2-15; MBrown 1-7.

INTERCEPTIONS

Cards: Bucannon 1-39.
Rams: Joyner 1-29; Barron 1-10.

Game 8
CARDINALS 20, 49ers 10

November 5, 2017 – Levi's Stadium (70,133)

The Cardinals evened their record at 4-4 and posted their 6th straight win over the Niners thanks to a 10-point road victory. RB Adrian Peterson shouldered much of the load in his 3rd game with the team, gaining 159 yards on a career-high 37 rushing attempts. The carry total was a franchise record and most ever by an NFL player in his 30's. Starting for the 1st time in over a year in place of Carson Palmer, who fractured his arm in the previous game against the Rams in London, QB Drew Stanton turned in a solid and efficient performance. He threw a pair of 1st half TDs and was not sacked once. His San Fran counterpart C.J. Beathard was not as fortunate as the Arizona D recorded 5 sacks and another 16 QB hits.

On the game's 1st play from scrimmage Stanton connected with WR John Brown on a 52-yard pass play down the right sideline that took it to the SF28. However, the Cards came away pointless after Phil Dawson's 38-yard FG try hit the right upright. The 49ers offense then advanced to midfield but a completion to FB Kyle Juszczyk was ripped away by S Tyrann Mathieu. CB Patrick Peterson scooped up the loose ball – Arizona's 1st fumble recovery of the season - and returned it 47 yards to the SF 6. Three plays later, Stanton kept a 3rd down play alive by scrambling to his right and then found WR Jaron Brown in the end zone to give AZ a 7-0 lead. It remained that way until late in the 1st quarter when San Fran WR Marquise Goodwin hauled in a 55-yard deep ball from Beathard to put the Niners at the AZ27. That gain set-up a 42-yard Robbie Gould FG on the 1st play of the 2nd quarter that made it 7-3. On the ensuing series, AZ moved 75 yards in 7 plays and went up 14-3 when Stanton hit TE Jermaine Gresham on an 11-yard TD pass. On that drive, Peterson ran 4 times for 37 yards and Stanton was 3-3 for 38 yards including the TD. Later in the 2nd quarter, the Cards were in position to add to their lead after marching to the SF14 but Stanton's pass to Gresham in the end zone was intercepted by 49ers S Eric Reid to halt the threat.

San Fran opened the 2nd half by moving 75 yards in 13 plays and cutting the lead to 14-10 when Beathard scored on a 1-yard TD run. The 49ers would not score again. The AZ defense sent them 3-n-out on their next 2 possessions while adding a pair of Dawson FGs (25 & 32 yarders) via lengthy drives that combined to chew 13:26 off the 2nd half clock. San Fran threatened late when they reached the AZ9 with 2:35 remaining. However, LB Karlos Dansby gathered in a deflected Beathard pass for his 20th career INT. In doing so, Dansby became just the 5th player in NFL history with 20+ INTs and 40+ sacks. Other Cardinals eclipsed milestones as well. Larry Fitzgerald's 70 receiving yards on 5 catches allowed him to pass Tim Brown and move into 6th on the NFL's all-time receiving yardage list. Peterson moved ahead of both Thurman Thomas and Franco Harris into 14th place on the league's all-time rushing yardage list; he also eclipsed 12,000 career rushing yards, reaching that plateau in the 4th fewest number of games (130) in NFL history. Stanton won his 4th straight start and improved his record to 7-3 as a starter with the Cards. Chandler Jones recorded his 9th sack of the year, matching the most-ever by a Cardinal thru 8 games (Simeon Rice, 1999).

CARDINALS		7	7	0	6	20	
49ers		0	3	7	0	10	
Team	Qtr. Time	Scoring Play				Drive	Score
CARDS	1 10:15	JaBrown 3-yard pass from Stanton (Dawson kick)				3-6, 1:23	7-0
49ers	2 14:55	Gould 42-yard FG				6-58, 1:43	7-3
CARDS	2 11:04	Gresham 11-yard pass from Stanton (Dawson kick)				7-75, 3:51	14-3
49ers	3 9:43	Beathard 1-yard run (Gould kick)				13-75, 5:17	14-10
CARDS	4 13:31	Dawson 25-yard FG				12-65, 6:24	17-10
CARDS	4 5:33	Dawson 32-yard FG				11-39, 7:03	20-10

STATISTICS

	AZ	SF
First Downs	20	17
3 rd Down Eff. (Pct)	7-16 (44)	6-17 (35)
Total Plays	73	73
Avg. Gain	5.0	4.5
Rushes-Yards	43-167	17-63
Net Passing Yards	201	266
Total Net Yards	368	329
Passing (A-C-I)	30-15-1	51-24-1
Sacked by Opp.	0-0	5-28
Punts-Average	6-45.0	8-44.0
Fumbles-Lost	1-1	1-1
Penalties	2-25	8-53
Time of Possession	36:22	23:38

Weather: Sunny & clear, 61 degrees, Humidity 48%, Winds NW 8 mph

RUSHING

CARDS: APeterson 37-159; KWilliams 2-6; Stanton 4-2.
49ers: Hyde 12-41; Beathard 3-16, TD; Juszczyk 1-5; Breida 1-1.

PASSING

CARDS: Stanton 15-30, 201 yds, 2 TD, 1 INT.
49ers: Beathard 24-51, 294 yds, 0 TD, 1 INT.

RECEIVING

CARDS: Fitzgerald 5-70; Gresham 2-23, TD; Ellington 2-14; Peterson 2-8; JoBrown 1-52; Niklas 1-16; Nelson 1-15; JaBrown 1-3, TD.
49ers: Hyde 9-84; Kittle 3-27; Goodwin 2-68; Bourne 2-39; Taylor 2-22; Robinson 2-18; Breida 2-18; Celek 1-13; Juszczyk 1-5.

INTERCEPTIONS

CARDS: Dansby 1-4.
49ers: Reid 1-0.

Game 9

Seahawks 22, CARDINALS 16
November 9, 2017 – University of Phoenix Stadium (64,639)

On a Thursday night in AZ, the Cards fell to 4-5 after suffering a 6-point divisional defeat at the hands of the Seahawks. Said head coach Bruce Arians afterwards, "We knew this would come down to a game of big plays and we didn't make enough. Obviously Russell (Wilson) made a great one...and that was probably the deciding factor in the game." The Cards had chances throughout the contest but were hurt by dropped passes and other missed opportunities. And the big play from the Seattle signal-caller that Arians alluded to came early in the 4th with Seattle leading 15-10. On 2nd-n-21 from his own 44, Wilson couldn't find an open receiver but bought time by scrambling and circling in the backfield to elude the AZ defenders. He ultimately tossed it toward the left sideline where WR Doug Baldwin came down with it and took it 54 yards to the AZ2. On the next snap, Jimmy Graham caught his 2nd TD pass of the night that made in 22-10 with 12:49 left and seriously wounded Arizona's chances. The Cards would score in the final minute to close the gap but their fate was sealed when Seattle recovered the ensuing on-side kick.

The game started promisingly for AZ when a Seahawks 3-n-out and punt set the Cards offense up at the SEA48 for their first offensive snap. On it, however, RB Adrian Peterson fumbled and Seattle took over. It was the start of a stifling evening of run defense that saw the Seahawks hold Peterson to 29 yards on 21 carries. Late in the 1st, Seattle went up 7-0 when Wilson and Graham capped a 51-yard drive with a 6-yard TD connection. QB Drew Stanton, who made his 2nd straight start in place of injured Carson Palmer, then led AZ on a 9-play, 75-yard game-tying TD drive aided by 4 Seattle penalties that resulted in 1st downs. The score came on a 14-yard TD pass to TE Jermaine Gresham. The next Cards offensive series started at their own 2 following a punt and penalty; on the 1st play, Peterson was tackled in the end zone for a safety that made it 9-7. After Seattle made it 12-7 on a Blair Walsh FG with 1:52 to go in the 1st half, AZ advanced into Seahawks territory. It ended however when the Cards went for it on 4th-n-9 from the SEA38 but didn't pick it up. On the next play, WR Paul Richardson hauled in a 43-yard pass at the AZ19 and that led to another Walsh FG, this one a 43-yarder that made it 15-7 at intermission.

The only points of the 3rd quarter came on its 1st drive. Phil Dawson's 43-yard FG capped an 11-play, 51-yard drive that pulled AZ to within 5. But the aforementioned Seattle TD early in the 4th pushed it back up to 12 with 12:49 remaining. With 4:20 to go, the Cards were at the SEA15 and faced a 4th-n-8 but couldn't pick it up. They'd get the ball back and added a TD with :20 remaining on a 1-yard Andre Ellington TD but would get no closer. Individually, Larry Fitzgerald led all receivers with 10 catches for 113 yards and eclipsed 15,000 career receiving yards. LB Chandler Jones recorded his 10th sack of the year, giving him double-digits for the 2nd straight year. But the game was costly for both sides. AZ lost a pair of starters - LT DJ Humphries and S Tyvon Branch - to knee injuries and back-up TE Ifeanyi Momah to a broken ankle. Seattle also saw a number of players injured, most notably CB Richard Sherman (Achilles).

Seahawks	7	8	0	7	22
CARDINALS	0	7	3	6	16

Team	Qtr.	Time	Scoring Play	Drive	Score
Seahawks	1	5:07	Graham 6-yard pass from Wilson (Walsh kick)	9-51, 4:00	7-0
CARDS	2	14:53	Gresham 14-yard pass from Stanton (Dawson kick)	9-75, 5:14	7-7
Seahawks	2	10:53	Peterson tackled in end zone for a safety	--	9-7
Seahawks	2	1:52	Walsh 33-yard FG	11-76, 5:45	12-7
Seahawks	2	0:02	Walsh 43-yard FG	5-37, 0:44	15-7
CARDS	3	8:32	Dawson 43-yard FG	11-51, 6:28	15-10
Seahawks	4	12:49	Graham 2-yard pass from Wilson (Walsh kick)	7-80, 3:54	22-10
CARDS	4	0:20	Ellington 1-yard run (kick blocked)	11-61, 2:08	22-16

STATISTICS

	SEA	AZ
First Downs	14	24
3 rd Down Eff. (Pct)	3-13 (23)	6-15 (40)
Total Plays	60	73
Avg. Gain	4.8	4.0
Rushes-Yards	23-75	24-34
Net Passing Yards	212	256
Total Net Yards	287	290
Passing (A-C-I)	32-22-0	47-24-0
Sacked by Opp.	5-26	2-17
Punts-Average	8-49.8	5-46.0
Fumbles-Lost	1-0	1-1
Penalties	12-108	9-68
Time of Possession	30:53	29:07

Weather: Clear, 79 degrees, Humidity 32%, Winds 0 mph

RUSHING

Seahawks: Rawls 10-27; McKissic 5-26; Wilson 5-19; Prosisre 3-3.
 CARDS: Peterson 21-29; Ellington 2-4, TD; Stanton 1-1.

PASSING

Seahawks: Wilson 22-32, 238 yds, 2 TD, 0 INT.
 CARDS: Stanton 24-47, 273 yds, 1 TD, 0 INT.

RECEIVING

Seahawks: Graham 6-27, 2 TD; Baldwin 5-95; McKissic 4-20; Vannett 2-22; Rawls 2-12; Richardson 1-43; Lockett 1-16; Darboh 1-3.
 CARDS: Fitzgerald 10-113; Gresham 5-64, TD; Ellington 3-26; JoBrown 2-27; JaBrown 2-13; Nelson 1-17; Peterson 1-13.

INTERCEPTIONS

Seahawks: None
 CARDS: None

Game 10

Texans 31, CARDINALS 21
November 19, 2017 – NRG Stadium (71,680)

In week 11 at Houston, the Cards led 21-17 after three quarters but surrendered a pair of 4th quarter TD runs to fall 31-21. A key sequence came on consecutive plays in the fourth quarter. Trailing by 3 with 6:30 to play, the Cardinals went for it on 4th-n-1 from their own 35 but were stopped short and on the next snap, Houston ran for a TD that made it a 10-point game. The outcome left each team with a 4-6 record with 6 games to play. Arizona started its 3rd different QB of the season as Blaine Gabbert saw his 1st action in a Cardinals uniform. He was a solid 22-34 for 257 yards and a career-high 3 TDs. Two of those scores came on TD passes to rookie TE Ricky Seals-Jones, an undrafted free agent who entered the game with zero career catches. Gabbert's other TD was to WR Larry Fitzgerald who led all receivers with 9 catches for 91 yards. He also moved past Tony Gonzalez into 5th place on the NFL's all-time receiving yardage list. Rookie safety Budda Baker made his 1st career start in place of Tyvon Branch who was lost for the season the week before. The 2nd round draft pick was outstanding, collecting 12 tackles, a sack, two forced fumbles and a fumble recovery.

The game began with a scoreless opening quarter but the teams combined for 24 in the 2nd. Houston struck first when Tom Savage's 7-yard TD pass to RB Lamar Miller made it 7-0. Midway through the quarter, Baker delivered one of his several big plays on the afternoon. Coming on a blitz, he knocked the ball from Savage and recovered it himself at the HOU17. Two plays later, Fitzgerald hauled in a 20-yard pass from Gabbert to tie the game at 7. Five minutes later, the AZ defense set up another score. CB Patrick Peterson snatched a tipped pass along the sideline for his 21st career INT and returned it 22 yards to the HOU16. Two plays later, Gabbert threw an 11-yard dart to Seals-Jones that made it 14-7 with 4:41 left in the 1st half. That was enough time for the Houston offense to move into position for a 34-yard Ka'imi Fairbairn FG just before intermission that trimmed the AZ lead to 14-10 going into the halftime locker room.

The Texans got the ball first to open the 2nd half and moved 74 yards in 7 plays, taking the lead on a 28-yard Savage pass to WR DeAndre Hopkins. With 4:41 remaining in the 3rd, Seals-Jones put the Cards back on top when he caught a pass between two defenders and continued on for a 28-yard TD. The Texans answered with another long drive, this one a 12-play, 75-yard effort that ended on a 3-yard scoring run from rookie RB D'Onta Foreman. That TD put Houston up 24-21 with 13:13 left. It remained that way until the Cards faced that pivotal 4th-n-1 decision from their own 35. Adrian Peterson was stopped on a run short of the first down marker. On the next play from scrimmage, Foreman raced 34 yards for a back-breaking TD that put Houston up 10 with 6:19 to play. The next two AZ drives ended on interceptions to end any Arizona comeback hopes.

CARDINALS	0	14	7	0	21
Texans	0	10	7	14	31

Team	Qtr.	Time	Scoring Play	Drive	Score
Texans	2	14:12	L.Miller 7-yard pass from Savage (Fairbairn kick)	12-89, 6:58	0-7
CARDS	2	7:20	Fitzgerald 20-yard pass from Gabbert (Dawson kick)	2-17, 0:47	7-7
CARDS	2	1:53	Seals-Jones 11-yard pass from Gabbert (Dawson kick)	2-15, 0:29	14-7
Texans	2	0:05	Fairbairn 34-yard FG	8-59, 1:48	14-10
Texans	3	11:02	Hopkins 28-yard pass from Savage (Fairbairn kick)	7-74, 3:58	14-17
CARDS	3	4:41	Seals-Jones 28-yard pass from Gabbert (Dawson kick)	7-51, 3:45	21-17
Texans	4	13:13	Foreman 3-yard run (Fairbairn kick)	12-75, 6:28	21-24
Texans	4	6:19	Foreman 34-yard run (Fairbairn kick)	1-34, 0:07	21-31

STATISTICS

	AZ	HOU
First Downs	17	22
3 rd Down Eff. (Pct)	3-10 (30)	8-15 (53)
Total Plays	54	67
Avg. Gain	5.4	5.3
Rushes-Yards	18-48	34-134
Net Passing Yards	244	223
Total Net Yards	292	357
Passing (A-C-I)	34-22-2	32-22-1
Sacked by Opp.	2-13	1-7
Punts-Average	6-46.5	6-46.8
Fumbles-Lost	1-0	4-1
Penalties	10-90	6-42
Time of Possession	26:14	33:462

Weather: Indoors

RUSHING

CARDS: APeterson 14-26; Gabbert 3-13; KWilliams 1-9.
 Texans: Foreman 10-65, 2 TD; LMiller 22-61; Ellington 1-5; Savage 1-3.

PASSING

CARDS: Gabbert 22-34, 257 yds, 3 TD, 2 INT.
 Texans: Savage 22-32, 230 yds, 2 TD, 1 INT.

RECEIVING

CARDS: Fitzgerald 9-91, TD; Seals-Jones 3-54, 2 TD; JoBrown 3-18; Foster 2-26; JaBrown 1-22; Nelson 1-14; APeterson 1-13; Gresham 1-10; KWilliams 1-9.
 Texans: Ellington 6-63; Hopkins 4-76, TD; LMiller 4-22, TD; Foreman 3-15; Fiedorowicz 2-18; BMiller 2-14; Anderson 1-22.

INTERCEPTIONS

CARDS: PPeterson 1-22.
 Texans: Hal 1-7; Pleasant 1-0.

Game 11
CARDINALS 27, Jaguars 24

November 26, 2017 – University of Phoenix Stadium (63,891)

Phil Dawson made the longest FG of his 19-year career - a 57-yarder with :01 remaining - and QB Blaine Gabbert threw two TD passes against the team that drafted him 10th overall in 2011, lifting Arizona to a 3-point victory over AFC South-leading Jacksonville. Riding a 4-game win streak, the Jags came to AZ with a 7-3 record and a defense that ranked #1 in the NFL in many key categories, including fewest points (14.1), total yards (275.6) and passing yards (162.0) per game. The Gabbert-led Cards offense would score 27 while gaining 344 total net yards & 236 passing. Led by Chandler Jones' 2.0 sacks and 5 tackles for losses, the Arizona defense held the Jags #1 ranked run game almost 70 yards beneath its season average of 160.6. The home victory improved the Cards' season record to 5-6.

Arizona jumped out to a 13-0 first-half lead thanks to a pair of Dawson FGs and a 29-yard Gabbert TD pass to Ricky Seals-Jones, the 3rd in 2 games for the undrafted rookie TE. Twice in the 1st half, the Cards needed replay reversals to correct key calls from Clete Blakeman's crew. A down-by-contact ruling on a Chris Ivory fumble was reversed to a fumble following an AZ challenge and a Kerwynn Williams turnover was changed to a non-fumble after another replay review. Just before halftime, the Jags got on the board with a 43-yard Josh Lambo FG that made it 13-3.

Dawson's 3rd FG of the game, a 48-yarder on the opening drive of the 3rd made it 16-3. Jags QB Blake Bortles then led a 7-play, 75-yard drive that he ended with a 1-yard TD run on 4th-n-goal to make it 16-10 Arizona. That score remained until early in the 4th. On 3rd-n-10 from the AZ15, Gabbert was sacked from behind by DE Yannick Ngakoue forcing a fumble that former Cardinal Calais Campbell returned 10 yards for a go-ahead score. The Cards responded with a 52-yard TD pass to WR Jaron Brown, on which Gabbert stepped up in the pocket to avoid Campbell before throwing the ball some 45 yards in the air. That play along with a Larry Fitzgerald completion on the 2-point try put AZ up 24-17. But Corey Grant returned the ensuing kickoff 68 yards to the AZ38 and 4 plays later Bortles scored on a 17-yard run to tie the game midway thru the 4th. With 3:38 to play, S Barry Church intercepted Gabbert setting the Jags up at their own 42. A minute later, Jacksonville was at the AZ38 facing a 3rd-n-8 when S Tyrann Mathieu picked off a Bortles pass attempt to give AZ possession at its own 41 with 2:42 remaining. Facing a 4th-n-1 at midfield, the Cards punted and Andy Lee pinned the Jags at their own 10 with 1:14 to go. A 2nd down pass break-up by Mathieu was key to a Jax 3-n-out after which the Cards took over at their own 39 with :16 left and no timeouts. A 10-yard completion to RB Kerwynn Williams was followed by a brilliant, toe-tapping sideline catch by RB D.J. Foster. The crucial 12-yard gain moved it to the Jax39 to set-up Dawson's 57-yarder that had plenty of room to spare.

Jaguars	0	3	7	14	24
CARDINALS	3	10	3	11	27

Team	Qtr.	Time	Scoring Play	Drive	Score
CARDS	1	8:22	Dawson 34-yard FG	9-51, 4:51	0-3
CARDS	2	9:00	Dawson 42-yard FG	5-36, 2:08	0-6
CARDS	2	4:44	Seals-Jones 29-yard pass from Gabbert (Dawson kick)	4-41, 2:07	0-13
Jaguars	2	0:15	Lambo 43-yard FG	8-31, 1:45	3-13
CARDS	3	11:29	Dawson 48-yard FG	8-45, 3:31	3-16
Jaguars	3	7:33	Bortles 1-yard run (Lambo kick)	7-75, 3:56	10-16
Jaguars	4	12:10	Campbell 10-yard fumble return (Lambo kick)	--	17-16
CARDS	4	9:07	JaBrown 17-yard run (Gabbert-Fitzgerald pass)	6-75, 3:03	17-24
Jaguars	4	7:26	Bortles 17-yard run (Lambo kick)	4-38, 1:41	24-24
CARDS	4	0:01	Dawson 57-yard FG	3-22, 0:15	24-27

STATISTICS

	Jax	AZ
First Downs	19	20
3 rd Down Eff. (Pct)	1-12 (8)	7-17 (41)
Total Plays	58	70
Avg. Gain	3.8	4.9
Rushes-Yards	22-91	31-108
Net Passing Yards	128	236
Total Net Yards	219	344
Passing (A-C-I)	33-19-1	38-22-1
Sacked by Opp.	3-32	1-5
Punts-Average	8-49.5	6-45.7
Fumbles-Lost	3-2	2-1
Penalties	5-45	10-98
Time of Possession	25:21	34:39

Weather: Indoors

RUSHING

Jaguars: Bortles 6-62, 2 TD; Fournette 12-25; Yeldon 3-10; Ivory 1-(-6).
CARDS: APeterson 20-79; Gabbert 6-17; KWilliams 3-8; Foster 1-4; Williams 1-0.

PASSING

Jaguars: Bortles 19-33, 160 yds, 0 TD, 1 INT.
CARDS: Gabbert 22-38, 241 yds, 2 TD, 1 INT.

RECEIVING

Jaguars: Westbrook 6-41; Yeldon 5-42; Fournette 3-17; Cole 2-30; Lee 1-13; Lewis 1-10; O'Shaughnessy 1-7.
CARDS: Seals-Jones 4-72, TD; APeterson 4-20; Foster 3-18; Fitzgerald 3-12; Niklas 2-22; Gresham 2-13; JaBrown 1-52, TD; Nelson 1-14; KWilliams 1-10; CWilliams 1-8.

INTERCEPTIONS

Jaguars: Church 1-0.
CARDS: Mathieu 1-1.

Game 12
Rams 32, CARDINALS 16

December 3, 2017 – University of Phoenix Stadium (63,986)

Arizona endured a rough start that saw the visiting Rams jump out to a 16-0 opening quarter lead but came back to narrow it to 19-13 by halftime. However, LA outscored the Cards 13-3 in the 2nd half and emerged with a 32-16 victory that improved the Rams to 9-3 and dropped AZ to 5-7. Offensively, RB Todd Gurley led the way for LA with 168 yards from scrimmage (74 rushing and 84 receiving) while the defense recorded 6 sacks and 2 INTs, both of which led to TDs. Arizona's offense was without injured RB Adrian Peterson (neck) but in his place Kerwynn Williams ran 16 times for 97 yards despite entering the game with cracked ribs. Larry Fitzgerald again led the way with 10 catches for 98 yards and a TD while also eclipsing a number of career milestones; most notably he moved past Isaac Bruce into 4th place in career receiving yards and recorded his 12,000th career catch, doing so in the fewest games in NFL history (214).

The Rams struck first with a 56-yard Greg Zuerlein FG on the game's opening drive. On the next play from scrimmage, Blaine Gabbert's deep throw to JJ Nelson was picked off by S Lamarcus Joyner who returned it 46 yards to the AZ23. The Rams advanced to the 1 in 6 plays and on 4th-n-goal from there, Jared Goff hit TE Gerald Everett on a slant for a 9-0 lead after the PAT failed. Cards LB Kareem Martin gave AZ a spark when he halted the next LA drive with an INT to set the offense up at its own 40. Three plays later though, LB Alec Ogletree stepped in front of Gabbert's 3rd-n-9 pass and returned the INT 41 yards for a score that made it 16-0 late in the 1st. Early in the 2nd Kerwynn Williams brought the AZ offense to life; his 5 runs for 47 yards moved the Cards downfield and set up a 1-yard TD run by fellow RB Elijahaa Penny. After a 3-n-out from LA, the Cards took over at their own 30 with 5:33 remaining in the 1st half. A 25-yard Williams run took it to the LA45 and 26-yard completion to Nelson moved it to the 16. One play later, Gabbert hit Fitzgerald with a 15-yard TD. After the PAT was blocked, the Rams lead was just 16-13 with 3:35 left. However a combination of Gurley runs and catches gained 75 to set up a FG as the half expired.

The only points of the 3rd quarter came when LA's special teams units gave the Rams possession at the AZ30 and 6 plays later, Sammy Watkins scored on an 11-yard pass from Goff to make it 26-13 thru 3. Early in the 4th, Phil Dawson's 54-yard FG made it a 10-point game. With 11 minutes to go, AZ had a chance to cut it to 7 on its next possession but Dawson's 45-yard FG try was blocked up the middle by DT Michael Brockers. LA would cash in with a 24-yard Zuerlein FG and a later one from 41 yards out made the final score 32-13.

Rams	16	3	7	6	32
CARDINALS	0	13	0	3	16

Team	Qtr.	Time	Scoring Play	Drive	Score
Rams	1	11:41	Zuerlein 56-yard FG	6-31, 3:19	3-0
Rams	1	7:51	Everett 1-yard pass from Goff (kick failed)	7-23, 3:30	9-0
Rams	1	2:45	Ogletree 41-yard INT return (Zuerlein kick)	--	16-0
CARDS	2	7:38	Penny 1-yard run (Dawson kick)	9-67, 6:07	16-7
CARDS	2	3:25	Fitzgerald 15-yard pass from Gabbert (kick blocked)	6-70, 2:28	16-13
Rams	2	0:00	Zuerlein 20-yard FG	9-78, 3:25	19-13
Rams	3	5:07	Watkins 11-yard pass from Goff (Zuerlein kick)	6-30, 3:00	26-13
CARDS	4	14:55	Dawson 54-yard FG	10-46, 5:12	26-16
Rams	4	6:18	Zuerlein 24-yard FG	8-52, 4:34	29-16
Rams	4	1:55	Zuerlein 41-yard FG	7-31, 2:34	32-16

STATISTICS

	LA	AZ
First Downs	18	19
3 rd Down Eff. (Pct)	3-11 (27)	7-15 (47)
Total Plays	56	62
Avg. Gain	5.4	5.0
Rushes-Yards	24-90	24-118
Net Passing Yards	213	194
Total Net Yards	303	312
Passing (A-C-I)	31-21-1	32-18-2
Sacked by Opp.	1-7	6-27
Punts-Average	4-51.8	5-50.8
Fumbles-Lost	1-0	1-0
Penalties	7-36	4-25
Time of Possession	28:58	31:02

Weather: Indoors

RUSHING

Rams: Gurley 19-74; Austin 3-8; Cooper 1-6; Goff 1-2.
CARDS: KWilliams 16-97; Gabbert 4-12; Foster 2-5; Penny 2-4, TD.

PASSING

Rams: Goff 21-31, 220 yds, 2 TD, 1 INT.
CARDS: Gabbert 18-32, 221 yds, 1 TD, 2 INT.

RECEIVING

Rams: Gurley 6-84; Kupp 5-68; Watkins 3-38, TD; Everett 2-7, TD; Reynolds 2-6; Carrier 1-14; Higbee 1-6; Cooper 1-(-3).
CARDS: Fitzgerald 10-98, TD; Seals-Jones 2-44; Nelson 2-42; Foster 2-20; Gresham 2-17.

INTERCEPTIONS

Rams: Joyner 1-46; Ogletree 1-41, TD.
CARDS: Martin 1-7.

Game 13
CARDINALS 12, Titans 7
December 10, 2017 – University of Phoenix Stadium (64,153)

The Titans became the last NFL team to make its first visit to University of Phoenix Stadium. They came to town with an 8-4 record and leading the AFC South after winning 6 of their previous 7 and 2 straight. However, on the strength of an exceptional defensive effort and 4 Phil Dawson FGs, the Cards emerged with a 5-point win that improved their record to 6-7. After rushing for 193 yards 7 days earlier against Houston, Tennessee was held to just 65 by an Arizona defense that allowed 204 overall, 120.5 yards beneath the Titans season average. The Cards also played a turnover-free game while coming up with two key takeaways on 2nd half interceptions. Of Tennessee's 12 offensive possessions, 6 were 4 plays or fewer and the only one that led to points started at midfield. Cardinals WR Larry Fitzgerald eclipsed another significant milestone when his 23-yard 3rd quarter reception moved him past Randy Moss and into 3rd on the NFL's all-time receiving yardage list. Chandler Jones recorded his NFL-leading 14th sack of the year, the most ever by a Cardinal thru 13 games. Starting for the 2nd straight week in place of Adrian Peterson, RB Kerwynn Williams led all backs with 73 yards on 20 carries. Blaine Gabbert earned his 2nd victory as Cards starting QB and turned in a gritty effort, withstanding 8 sacks to complete 10 of 12 passes in the 2nd half. His TEN counterpart Marcus Mariota was held to a career-low 39.6 passer rating.

Tennessee led 7-0 after a 1st half that featured 9 combined punts. The only points came midway through the 2nd quarter when the Titans took over at midfield and cashed in 9 plays later on RB Derrick Henry's 6-yard TD run. They had a chance to add to the lead on the final play of the half but Ryan Succop's 58-yard FG try hit the cross bar and fell short.

Arizona got the ball to open the 3rd quarter and cut the lead to 7-3 when Dawson's 47-yard FG capped a 9-play, 48-yard drive. Four plays later, the Titans faced a 4th-n-1 from their own 35 and lined up to punt. However, they tried a fake by snapping directly to WR Eric Weems who was stopped near the line of scrimmage. Officials initially spotted it for a 1st down but after an AZ challenge, it was reversed and the Cards took over at the TEN35. That led to another Dawson FG, this one a 23-yarder that made it 7-6. On their next series, the Titans moved to the AZ28 but on 1st-n-10 from there, CB Tramon Williams intercepted a Mariota pass to halt the threat. The Cards had a chance to take the lead on their ensuing drive but Dawson missed from 40 yards away to keep it 7-6 early in the 4th. After forcing a 3-n-out from the Titans, AZ took over at its own 15. A 33-yard gain on a reverse by rookie WR Chad Williams took the ball near midfield and Dawson's 32-yard FG gave Arizona its first lead of the day with 5:59 to play. On the very next play from scrimmage LB Josh Byner intercepted Mariota, giving the ball back to the offense at the TEN7. Dawson's 35-yard FG put AZ up 12-7 with 3:45 left in the game. That lead would be more than enough as the defense would not allow a first down the rest of the way.

Titans	0	7	0	0	7
CARDINALS	0	0	6	6	12

Team	Qtr.	Time	Scoring Play	Drive	Score
Titans	2	7:16	Henry 6-yard run (Succop kick)	9-50, 5:02	7-0
CARDS	3	9:36	Dawson 47-yard FG	9-48, 5:24	7-3
CARDS	3	4:44	Dawson 23-yard FG	5-30, 2:42	7-6
CARDS	4	5:59	Dawson 32-yard FG	8-71, 4:00	7-9
CARDS	4	3:45	Dawson 35-yard FG	4-(-10), 2:03	7-12

STATISTICS

	TEN	AZ
First Downs	14	16
3 rd Down Eff. (Pct)	4-12 (33)	3-14 (21)
Total Plays	56	63
Avg. Gain	3.6	4.1
Rushes-Yards	22-65	29-136
Net Passing Yards	139	125
Total Net Yards	204	261
Passing (A-C-I)	31-16-2	26-17-0
Sacked by Opp.	3-20	8-53
Punts-Average	6-52.2	6-45.0
Fumbles-Lost	0-0	0-0
Penalties	6-48	5-30
Time of Possession	26:11	33:49

Weather: Clear, 79 degrees, Humidity 7%, Winds NE 10 mph.

RUSHING

Titans: Murray 11-34; Henry 8-20, TD; Mariota 2-11; Weems 1-0.
 CARDS: KWilliams 20-73; CWilliams 1-33; Gabbert 4-12; Penny 2-11; Foster 2-7.

PASSING

Titans: Mariota 16-31, 159 yds, 0 TD, 2 INT.
 CARDS: Gabbert 17-26, 178 yds, 0 TD, 0 INT.

RECEIVING

Titans: Walker 5-42; Decker 3-56; Davis 3-29; Matthews 3-19; Murray 2-13.
 CARDS: Fitzgerald 5-44; Gresham 2-27; Nelson 2-26; JaBrown 2-15; Foster 2-6; Seals-Jones 1-20; Penny 1-18; KWilliams 1-15; Niklas 1-7.

INTERCEPTIONS

Titans: None.
 CARDS: Byner 1-25; TWilliams 1-12.

Game 14
Redskins 20, CARDINALS 15
December 17, 2017 – FedEx Field (71,026)

In a week 15 visit to the nation's capital, the Cardinals were eliminated from playoff contention after a 5-point defeat. Arizona's offense moved the ball well for much of the afternoon and penetrated the Washington 20-yard line on 6 of its first 12 drives. However, for the 2nd straight game, the Cards were unable to reach the end zone. Kicker Phil Dawson was a perfect 5-5 on FGs but those 15 points were not enough to secure victory. Defensively, AZ surrendered just 218 total yards and only 31 rushing while holding the Redskins to 1-9 on 3rd down. Both teams moved to 6-8 with the outcome. The season-long injury woes continued for AZ who earlier in the week placed its 13th player on IR and saw 7 players exit the game with injuries. The Cards started its 7th different O-line combination and were down to 3rd string starters at several positions.

On the 3rd snap of the game, the Cards faced a 3rd-n-7 at their own 28 when DL Anthony Lanier came up the middle to not only sack Blaine Gabbert but also force a fumble that LB Preston Smith recovered and returned to the AZ6. Two plays later QB Kirk Cousins hit WR Jamison Crowder in the end zone with a 5-yard TD pass. The AZ offense bounced right back on its next drive and marched to the Washington 12 in 14 plays. However, sacks on consecutive plays pushed them back and Phil Dawson's 40-yard FG made it 7-3. Early in the 2nd quarter, the Redskins went up 14-3 when RB Kapri Bibbs caught a short screen pass and took it 36 yards down the right sideline for a score. The Cards responded by again advancing deep into Washington territory on the ensuing drive but had to settle for another Dawson FG, this one a 35-yarder that made it 14-6. Arizona's next series reached the Washington 9 but on 1st-n-goal from there, Gabbert's pass to TE Ricky Seals-Jones was knocked in the air and INT'd by Preston Smith. However, the Redskins returned the favor on the next play from scrimmage when S Antoine Bethea forced a fumble after a catch by TE Vernon Davis and CB Tramon Williams returned it to the Washington 33. The Cards would get to the 1 and have 2 shots at the end zone from there but were unsuccessful and Dawson's 19-yard FG as the half expired made it 14-9. The Cards trailed by 5 at intermission despite holding sizable advantages in total yards (202 to 77), offensive plays (47 to 15) and time of possession (23:26 to 6:34).

The Cards opened the 2nd half with a pooch kickoff from Dawson that Budda Baker recovered at Washington's 25 but they could not convert with a TD. Dawson's 34-yarder did cut it to a 2-point game early in the 3rd. Later in the quarter, Washington moved 88 yards in 11 plays but could get no further than the AZ5 and came away with a 24-yard Dustin Hopkins FG. The score remained 17-12 into the 4th when the Cards again threatened, this time advancing to the Redskins 19. Dawson's 5th FG of the day made it 17-15 with 11:13 to play but Hopkins pushed it back up to a 5-point lead on a 32-yard FG with 4:30 left. The AZ offense would get the ball back twice more with a chance to score the go-ahead TD. The 1st drive reached the WASH35 but got no further while the 2nd moved to the WSH21 in the final minute but the Cards turned it over on downs there.

CARDINALS	3	6	3	3	15
Redskins	7	7	3	3	20

Team	Qtr.	Time	Scoring Play	Drive	Score
Redskins	1	13:30	Crowder 5-yard pass from Cousins (Hopkins kick)	2-6, 0:43	0-7
CARDS	1	3:47	Dawson 40-yard FG	16-60, 9:43	3-7
Redskins	2	13:27	Bibbs 36-yard pass from Cousins (Hopkins kick)	5-63, 1:41	3-14
CARDS	2	7:35	Dawson 35-yard FG	11-57, 5:52	6-14
CARDS	2	0:00	Dawson 19-yard FG	10-32, 1:39	9-14
CARDS	3	13:37	Dawson 34-yard FG	4-6-1:23	12-14
Redskins	3	4:23	Hopkins 24-yard FG	11-88, 6:04	12-17
CARDS	4	11:13	Dawson 32-yard FG	9-47, 3:37	15-17
Redskins	4	4:30	Hopkins 32-yard FG	8-30, 3:21	15-20

STATISTICS

	AZ	WAS
First Downs	19	14
3 rd Down Eff. (Pct)	4-19 (21)	1-9 (11)
Total Plays	80	48
Avg. Gain	3.6	4.1
Rushes-Yards	34-141	21-31
Net Passing Yards	145	187
Total Net Yards	286	218
Passing (A-C-I)	41-16-1	26-18-0
Sacked by Opp.	5-44	1-9
Punts-Average	5-50.2	6-53.2
Fumbles-Lost	3-1	1-1
Penalties	8-71	7-83
Time of Possession	36:16	23:44

Weather: Partly cloudy, 50 degrees, Humidity 47%, Winds S 1 mph.

RUSHING

CARDS: KWilliams 17-61; Penny 10-45; Gabbert 6-28; Nelson 1-7.
 Redskins: Perine 15-37; Bibbs 2-6; Daniels 1-2; Cousins 2-0; Doctson 1-(-14).

PASSING

CARDS: Gabbert 16-41, 189 yds, 0 TD, 1 INT.
 Redskins: Cousins 18-26, 196 yds, 2 TD, 0 INT.

RECEIVING

CARDS: Fitzgerald 5-60; Foster 4-22; Niklas 3-41; Seals-Jones 2-11; Nelson 1-46; JaBrown 1-9.
 Redskins: Crowder 5-55, TD; Bibbs 4-47, TD; Perine 2-29; Grant 2-20; Davis 2-18; Doctson 2-16; Paul 1-11.

INTERCEPTIONS

CARDS: None.
 Redskins: PSmith 1-18.



ARIZONA CARDINALS 2017 TEAM STATS

Won 6, Lost 8

9/10/2017	L	23 - 35	at Detroit Lions
9/17/2017	W	16 - 13	at Indianapolis Colts
9/25/2017	L	17 - 28	Dallas Cowboys
10/1/2017	W	18 - 15	San Francisco 49ers
10/8/2017	L	7 - 34	at Philadelphia Eagles
10/15/2017	W	38 - 33	Tampa Bay Buccaneers
10/22/2017	L	0 - 33	at Los Angeles Rams
11/5/2017	W	20 - 10	at San Francisco 49ers
11/9/2017	L	16 - 22	Seattle Seahawks
11/19/2017	L	21 - 31	at Houston Texans
11/26/2017	W	27 - 24	Jacksonville Jaguars
12/3/2017	L	16 - 32	Los Angeles Rams
12/10/2017	W	12 - 7	Tennessee Titans
12/17/2017	L	15 - 20	at Washington Redskins

	Arizona	Opponent
Total First Downs	272	258
Rushing	55	65
Passing	178	166
Penalty	39	27
3rd Down: Made/Att	73/205	78/198
3rd Down Pct.	35.6%	39.4%
4th Down: Made/Att	7/16	5/11
4th Down Pct.	43.8%	45.5%
Possession Avg.	30:31	29:29
Total Net Yards	4478	4386
Avg. Per Game	319.9	313.3
Total Plays	927	886
Avg. Per Play	4.8	5.0
Net Yards Rushing	1196	1290
Avg. Per Game	85.4	92.1
Total Rushes	349	364
Net Yards Passing	3282	3096
Avg. Per Game	234.4	221.1
Sacked/Yards Lost	49/322	32/216
Gross Yards	3604	3312
Attempts/Completions	529/303	490/298
Completion Pct.	57.3%	60.8%
Had Intercepted	15	13
Punts/Average	75/46.8	81/47.2
Net Punting Avg.	39.5	43.2
Penalties/Yards	100/810	111/927
Fumbles/Ball Lost	17/7	16/5
Touchdowns	24	38
Rushing	5	12
Passing	18	22
Returns	1	4

Score By Periods	Q1	Q2	Q3	Q4	OT	Pts
Team	44	83	46	64	9	246
Opponents	67	80	69	118	3	337

Scoring	TD	Ru	Pa	Rt	PAT	FG	2Pt	Pts
P.Dawson	0	0	0	0	19/21	27/35	0	100
L.Fitzgerald	5	0	5	0	0/0	0/0	1	32
R.Seals-Jones	3	0	3	0	0/0	0/0	0	18
J.Brown	3	0	3	0	0/0	0/0	0	18
A.Peterson	2	2	0	0	0/0	0/0	0	12
J.Gresham	2	0	2	0	0/0	0/0	0	12
Jo.Brown	2	0	2	0	0/0	0/0	0	12
J.Nelson	2	0	2	0	0/0	0/0	0	12
E.Penny	1	1	0	0	0/0	0/0	0	6
J.Bethel	1	0	0	1	0/0	0/0	0	6
K.Williams	1	1	0	0	0/0	0/0	0	6
T.Niklas	1	0	1	0	0/0	0/0	0	6
A.Ellington	1	1	0	0	0/0	0/0	0	6
Team	24	5	18	4	19/21	27/35	1	246
Opponents	38	12	22	4	30/31	25/26	1	337

2-Pt. Conversions: Team 1/2, Opponents: 1/7

Sacks: C.Jones 15.0, O.Pierre 4.5, H.Reddick 2.5, F.Rucker 1.5, A.Bethea 1.0, J.Mauro 1.0, K.Dansby 1.0, B.Baker 1.0, R.Gunter 1.0, C.Peters 1.0, T.Mathieu 1.0, J.Bynes 1.0, X.Williams 0.5 **Team: 32.0, Opponents: 48.0**

Rushing	No.	Yds	Avg	Long	TD
A.Peterson	129	448	3.5	27t	2
K.Williams	81	300	3.7	25	1
C.Johnson	45	114	2.5	11	0
B.Gabbert	22	82	3.7	12	0
E.Penny	15	61	4.1	14	1
A.Ellington	15	53	3.5	14	1
J.Nelson	3	37	12.3	16	0
C.Williams	2	33	16.5	33	0
D.Johnson	11	23	2.1	6	0
D.Foster	5	16	3.2	5	0
C.Palmer	14	12	0.9	4	0
J.Brown	1	10	10.0	10	0
D.Stanton	6	7	1.2	5	0
Team	349	1196	3.4	33	5
Opponents	364	1290	3.5	37	12

Receiving	No.	Yds	Avg	Long	TD
L.Fitzgerald	92	982	10.7	37	5
A.Ellington	33	297	9.0	24	0
J.Gresham	29	294	10.1	21	2
J.Nelson	28	490	17.5	46	2
J.Brown	28	425	15.2	52t	3
Jo.Brown	19	271	14.3	52	2
D.Foster	13	92	7.1	20	0
R.Seals-Jones	12	201	16.8	29t	3
T.Niklas	11	132	12.0	21	1
A.Peterson	9	66	7.3	13	0
K.Williams	7	73	10.4	25	0
D.Johnson	6	67	11.2	24	0
B.Golden	5	70	14.0	29	0
C.Johnson	5	43	8.6	15	0
C.Williams	3	31	10.3	15	0
E.Penny	2	24	12.0	18	0
I.Momah	1	46	46.0	46	0
Team	303	3604	11.9	52t	18
Opponents	298	3312	11.1	72t	22

Interceptions	No.	Yds	Avg	Long	TD
A.Bethea	3	37	12.3	21	0
T.Mathieu	2	16	8.0	15	0
T.Williams	2	12	6.0	12	0
J.Bethel	1	82	82.0	82t	1
D.Bucannon	1	39	39.0	39	0
J.Bynes	1	25	25.0	25	0
P.Peterson	1	22	22.0	22	0
K.Martin	1	7	7.0	7	0
K.Dansby	1	4	4.0	4	0
Team	13	244	18.8	82t	1
Opponents	15	305	20.3	46	2

Punting	No	Yds	Avg	Net	TB	In	Lg	B
A.Lee	75	3511	46.8	39.5	5	27	62	0
Team	75	3511	46.8	39.5	5	27	62	0
Opponents	81	3822	47.2	43.2	3	28	70	0

Punt Returns	Ret	FC	Yds	Avg	Long	TD
K.Williams	21	20	137	6.5	20	0
P.Peterson	10	3	63	6.3	19	0
B.Golden	7	1	63	9.0	15	0
Team	38	24	263	6.9	20	0
Opponents	41	10	448	10.9	76	0

Kickoff Returns	No.	Yds	Avg	Long	TD
K.Williams	16	326	20.4	28	0
D.Foster	5	83	16.6	32	0
B.Golden	4	81	20.3	26	0
T.Niklas	1	1	1.0	1	0
Team	26	491	18.9	32	0
Opponents	32	655	20.5	68	0

Field Goals	1-19	20-29	30-39	40-49	50+
P.Dawson	1/1	6/6	10/14	7/10	3/4
Team	1/1	6/6	10/14	7/10	3/4
Opponents	0/0	7/7	7/7	8/8	3/4

Fumbles Lost: A.Peterson 2, B.Gabbert 2, J.Nelson 1, Da.Johnson 1, L.Fitzgerald 1 **Total: 7**
Opponent Fumble Recoveries: K.Dansby 1, T.Williams 1, P.Peterson 1, H.Miller 1, B.Baker 1 **Total: 5**

Passing	Att	Cmp	Yds	Cmp%	Yds/Att	TD	TD%	Int	Int%	Long	Sack	Lost	Rating
C.Palmer	267	164	1978	61.4%	7.4	9	3.4%	7	2.6%	46	22/	150	84.5
B.Gabbert	171	95	1086	55.6%	6.4	6	3.5%	6	3.5%	52t	23/	149	71.9
D.Stanton	91	44	540	48.4%	5.9	3	3.3%	2	2.2%	52	4/	23	69.0
Team	529	303	3604	57.3%	6.8	18	3.4%	15	2.8%	52t	49/	322	77.7
Opponents	490	298	3312	60.8%	6.8	22	4.5%	13	2.7%	72t	32/	216	84.9



ARIZONA CARDINALS 2017 DEFENSIVE STATISTICS

(BASED ON COACHES FILM REVIEW)

Name	TT	UT	AT	TFL	Sacks/Yds	INT	PD	FF	FR	QB		SPECIAL TEAMS					
										PRS	HITS	TT	UT	AT	FF	FR	BP/K
Karlos Dansby	90	72	18	8	1/8	1	6	-	1	5	4	-	-	-	-	-	-
Deone Bucannon	76	60	16	4	-	1	2	1	-	3	2	-	-	-	-	-	-
Tyvon Branch	65	50	15	3	-	-	5	1	-	-	1	3	3	-	-	-	-
Tyrann Mathieu	65	57	8	6	1/3	2	5	1	-	1	1	3	3	-	-	-	-
Chandler Jones	60	49	11	25	15/104	-	1	2	-	15	35	-	-	-	-	-	-
Antoine Bethea	55	44	11	-	1/8	3	5	1	-	1	1	-	-	-	-	-	-
Budda Baker	46	38	8	2	1/7	-	5	2	1	-	2	15	12	3	-	-	-
Haason Reddick	38	25	13	4	2.5/14	-	-	2	-	8	6	-	-	-	-	-	-
Tramon Williams	35	31	4	-	-	2	11	-	1	-	-	-	-	-	-	-	-
Josh Bynes	34	28	6	2	1/2	1	5	1	-	-	1	9	7	2	1	-	-
Frostee Rucker	32	21	11	8	1.5/5	-	2	-	-	5	11	-	-	-	-	-	-
Corey Peters	29	21	8	8	1/6	-	1	-	-	9	5	-	-	-	-	-	-
Kareem Martin	29	19	10	2	-	1	3	-	-	6	3	1	-	1	-	-	-
Patrick Peterson	28	23	5	-	-	1	9	-	1	-	-	-	-	-	-	-	-
Justin Bethel	26	19	7	1	-	1	4	-	-	-	-	8	7	1	-	-	-
Olsen Pierre	26	20	6	8	4.5/40	-	2	-	-	3	8	-	-	-	-	-	-
Xavier Williams	25	16	9	3	.5/5	-	-	1	-	8	1	-	-	-	-	-	-
Josh Mauro	22	15	7	2	1/8	-	-	-	-	2	3	-	-	-	-	-	-
Rodney Gunter	21	9	12	1	1/6	-	-	-	-	8	4	-	-	-	-	-	-
Markus Golden	12	11	1	1	-	-	-	-	-	5	4	-	-	-	-	-	-
Robert Nkemdiche	10	6	4	3	-	-	-	-	-	4	1	-	-	-	-	-	-
Scooby Wright III	2	1	1	-	-	-	-	-	-	-	-	4	4	-	-	-	-
Elijhaa Penny	-	-	-	-	-	-	-	-	-	-	-	11	9	2	-	-	-
Brittan Golden	-	-	-	-	-	-	-	-	-	-	-	6	5	1	-	-	-
Rudy Ford	-	-	-	-	-	-	-	-	-	-	-	5	5	-	-	-	-
Jaron Brown	-	-	-	-	-	-	-	-	-	-	-	4	3	1	-	-	-
Ifeanyi Momah	-	-	-	-	-	-	-	-	-	-	-	3	2	-	-	-	-
Ricky Seals-Jones	-	-	-	-	-	-	-	-	-	-	-	2	1	1	-	-	-
Brandon Williams	-	-	-	-	-	-	-	-	-	-	-	2	-	2	-	-	-
Aaron Brewer	-	-	-	-	-	-	-	-	-	-	-	2	2	-	-	-	-
Phil Dawson	-	-	-	-	-	-	-	-	-	-	-	1	1	-	-	-	-
Kerwynn Williams	-	-	-	-	-	-	-	-	-	-	-	1	1	-	-	-	-
Justin Drescher	-	-	-	-	-	-	-	-	-	-	-	1	1	-	-	-	-
Earl Watford	-	-	-	-	-	-	-	-	-	-	-	1	1	-	-	-	-
Harlan Miller	-	-	-	-	-	-	-	-	-	-	-	-	-	-	-	1	-

Miscellaneous:

Justin Bethel: 82-yard interception return for a TD @ Detroit, September 10

2017 CARDINALS REGULAR SEASON GAME-BY-GAME OFFENSIVE STATS

	9/10 @ Det	9/17 @Ind	9/25 vs. Dal	10/1 vs SF	10/8 @ Phi	10/15 vs. TB	10/22 @ LAR	11/5 @ SF	11/9 vs. Sea	11/19 @ Hou	11/26 vs. Jax	12/3 vs. LAR	12/10 vs. Ten	12/17 @ Was	12/24 vs. NYG	12/31 @ Sea	Totals
First Downs	24	17	22	25	16	23	10	20	24	17	20	19	16	19			272
Rushing	4	2	2	5	1	7	1	6	2	1	5	6	5	8			55
Passing	15	14	15	17	13	14	8	11	16	14	12	12	9	8			178
Penalty	5	1	5	3	2	2	1	3	6	2	3	1	2	3			39
Third Downs	15	15	18	16	14	9	12	16	15	10	17	15	14	19			205
Converted	6	6	8	5	4	4	3	7	6	3	7	7	3	4			73
Efficiency	40%	40%	44%	31%	29%	44%	25%	44%	40%	30%	41%	47%	21%	21%			36%
Fourth Downs	1	1	1	0	3	1	2	0	3	1	0	0	0	3			16
Converted	1	0	0	0	2	0	1	0	1	0	0	0	0	2			7
Efficiency	100%	0%	0%	0%	67%	0%	50%	0%	33%	0%	0%	0%	0%	67%			44%
Total Net Yards	308	389	332	368	307	432	196	368	290	292	344	312	261	286			4,478
Plays	67	65	75	79	60	59	47	73	73	54	70	62	63	80			927
Avg./Play	4.6	6.0	4.4	4.7	5.1	7.3	4.1	5.0	4.0	5.4	4.9	5.0	4.1	3.6			4.8
Net Yards Rushing	45	83	49	51	31	160	25	167	34	48	108	118	136	141			1,196
Attempts	18	25	21	22	14	35	12	43	24	18	31	24	29	34			349
Avg./Rush	2.5	3.3	2.3	2.3	2.2	4.6	2.1	3.9	1.4	2.7	3.5	4.9	4.7	4.1			3.4
Touchdowns	1	0	0	0	0	2	0	0	1	0	0	1	0	0			5
Net Yards Passing	263	306	283	317	276	272	171	201	256	244	236	194	125	145			3,282
Sacks	1	4	6	6	2	2	3	0	2	2	1	6	8	5			49
Yards Lost	5	26	42	40	15	11	16	0	17	13	5	27	53	44			322
Gross Yards	268	332	325	357	291	283	188	201	273	257	241	221	178	189			3,604
Attempts	48	36	48	51	44	22	32	30	47	34	38	32	26	41			529
Completions	27	19	29	33	28	18	15	15	24	22	22	18	17	16			303
Pct.	56.3%	52.8%	60.4%	64.7%	63.6%	81.8%	46.9%	50.0%	51.1%	64.7%	57.9%	56.3%	65.4%	39.0%			57.3%
Touchdowns	1	1	2	1	1	3	0	2	1	3	2	1	0	0			18
Interceptions	3	1	0	1	0	1	2	1	0	2	1	2	0	1			15
Yards Per Attempt	5.4	7.7	5.2	5.6	6.0	11.3	4.9	6.7	5.2	6.8	6.1	5.1	3.7	3.2			5.7
Kickoffs-EZ-TB	5-4-1	5-5-2	4-3-3	6-5-3	2-2-2	7-7-7	1-0-0	5-2-1	5-2-1	4-3-2	7-6-5	4-1-0	5-5-3	5-0-0			65-45-30
Punting	4	5	6	6	7	2	6	6	5	6	6	5	6	5			75
Average	46.0	46.4	45.2	48.8	49.6	46.5	43.8	45.0	46.0	46.5	45.7	50.8	45.0	50.2			46.8
Net Average	34.0	41.8	38.0	42.0	33.9	41.5	32.2	43.3	38.4	45.0	40.0	34.8	42.7	46.6			39.5
Had Blocked	0	0	0	0	0	0	0	0	0	0	0	0	0	0			0
FG-PAT Had Blocked	0-0	0-0	0-0	0-0	1-0	0-0	0-0	0-0	0-1	0-0	0-0	1-1	0-0	0-0			2-2
Penalties/Yards	6-55	6-41	6-50	10-80	7-61	7-61	10-65	2-25	9-58	10-90	10-98	4-25	5-30	8-71			100-810
Fumbles/Lost	2-1	1-0	0-0	0-0	1-1	3-1	1-0	1-1	1-1	1-0	2-1	1-0	0-0	3-1			17-7
Touchdowns	3	1	2	1	1	5	0	2	2	3	2	2	0	0			24
Rushing	1	0	0	0	0	2	0	0	1	0	0	1	0	0			5
Passing	1	1	2	1	1	3	0	2	1	3	2	1	0	0			18
Returns	1	0	0	0	0	0	0	0	0	0	0	0	0	0			1
PAT/ 2-Point Made/Att.	2-3	1-1	2-2	0-0	1-1	5-5	0-0	2-2	1-2	3-3	2-2	1-2	0-0	0-0			20-23
Kicking Made/Att.	2-2	1-1	2-2	0-0	1-1	5-5	0-0	2-2	1-2	3-3	1-1	1-2	0-0	0-0			19-21
2-pt Rushing Made/Att.	0-0	0-0	0-0	0-0	0-0	0-0	0-0	0-0	0-0	0-0	0-0	0-0	0-0	0-0			0-0
2-pt Passing Made/Att.	0-1	0-0	0-0	0-0	0-0	0-0	0-0	0-0	0-0	0-0	1-1	0-0	0-0	0-0			1-2
Field Goals Made/Att.	1-2	3-4	1-2	4-4	0-1	1-1	0-1	2-3	1-1	0-0	4-4	1-2	4-5	5-5			27-35
Safeties Awarded	0	0	0	0	0	0	0	0	0	0	0	0	0	0			0
Points Scored	23	16	17	18	7	38	0	20	16	21	27	16	12	15			246
Time Of Possession	26:40	28:49	36:15	36:15	24:13	32:23	20:59	36:22	29:07	26:14	34:39	31:02	33:49	36:16			30:31

2017 CARDINALS REGULAR SEASON GAME-BY-GAME DEFENSIVE STATS

	9/10 @ Det	9/17 @ Ind	9/25 vs. Dal	10/1 vs SF	10/8 @ Phi	10/15 vs. TB	10/22 @ LAR	11/5 @ SF	11/9 vs. Sea	11/19 @ Hou	11/26 vs. Jax	12/3 vs. LAR	12/10 vs. Ten	12/17 @ Was	12/24 vs. NYG	12/31 @ Sea	Totals
First Downs	19	18	15	20	19	21	28	17	14	22	19	18	14	14			258
Rushing	3	6	6	6	5	3	11	3	3	7	4	4	3	1			65
Passing	15	11	7	13	11	17	14	13	10	12	11	13	9	10			166
Penalty	1	1	2	1	3	1	3	1	1	3	4	1	2	3			27
Third Downs	16	18	9	19	14	14	19	17	13	15	12	11	12	9			198
Converted	8	8	2	5	9	7	13	6	3	8	1	3	4	1			78
Efficiency	50%	44%	22%	26%	64%	50%	68%	35%	23%	53%	8%	27%	33%	11%			39%
Fourth Downs	1	0	0	1	0	3	0	2	0	0	1	1	2	0			11
Converted	0	0	0	1	0	2	0	0	0	0	1	1	0	0			5
Efficiency	0%	0%	0%	100%	0%	67%	0%	0%	0%	0%	100%	100%	0%	0%			46%
Total Net Yards	367	266	273	305	419	414	425	329	287	357	219	303	204	218			4,386
Plays	69	70	45	79	64	64	78	73	60	67	58	56	56	47			886
Avg./Play	5.3	3.8	6.1	3.9	6.5	6.5	5.4	4.5	4.8	5.3	3.8	5.4	3.6	4.6			5.0
Net Yards Rushing	82	76	99	95	122	70	197	63	75	134	91	90	65	31			1,290
Attempts	27	29	26	27	33	20	40	17	23	34	22	24	22	20			364
Avg./Rush	3.0	2.6	3.8	3.5	3.7	3.5	4.9	3.7	3.3	3.9	4.1	3.8	3.0	1.6			3.5
Touchdowns	0	1	2	0	0	1	2	1	0	2	2	0	1	0			12
Net Yards Passing	285	190	174	210	297	344	228	266	212	223	128	213	139	187			3,096
Sacks	1	4	1	3	1	2	1	5	5	1	3	1	3	1			32
Yards Lost	7	26	9	24	7	7	7	28	26	7	32	7	20	9			216
Gross Yards	292	216	183	234	304	351	235	294	238	230	160	220	159	196			3,312
Attempts	41	37	18	49	30	42	37	51	32	32	33	31	31	26			490
Completions	29	20	13	24	21	27	22	24	22	22	19	21	16	18			298
Pct.	70.7%	54.1%	72.2%	49.0%	70.0%	64.3%	59.5%	47.1%	68.8%	68.8%	57.6%	67.7%	51.6%	69.2%			60.8%
Touchdowns	4	0	2	0	4	3	1	0	2	2	0	2	0	2			22
Interceptions	1	1	0	1	1	2	1	1	0	1	1	1	2	0			13
Yards Per Attempt	6.8	4.6	9.2	4.0	9.6	7.8	6.0	4.8	5.7	6.8	3.6	6.7	4.1	6.9			5.9
Kickoffs-EZ-TB	6-6-4	4-2-2	5-4-3	6-6-6	7-6-3	6-4-3	7-7-5	3-3-2	5-4-4	6-3-3	5-4-3	7-6-5	2-0-0	5-3-3			74-58-46
Punting	5	7	7	7	3	4	2	8	8	6	8	4	6	6			81
Average	37.8	43.3	44.4	50.1	43.0	38.5	59.5	44.0	49.8	46.8	49.5	51.8	52.2	53.2			47.2
Net Average	37.8	42.4	43.9	48.4	40.7	38.5	55.0	42.0	42.1	42.3	40.4	48.8	46.7	42.7			43.2
Had Blocked	0	0	0	0	0	0	0	0	0	0	0	0	0	0			0
FG-PAT Had Blocked	0-0	0-0	0-0	0-0	0-0	0-0	0-0	0-0	0-0	0-0	0-0	0-0	0-0	0-0			0-0
Penalties/Yards	10-100	8-70	9-76	13-113	5-60	9-49	6-45	8-53	12-108	6-42	5-45	7-36	6-48	7-82			111-927
Fumbles/Lost	1-0	3-0	0-0	1-0	0-0	0-0	0-0	1-1	1-0	4-1	3-2	1-0	0-0	1-1			16-5
Touchdowns	5	1	4	0	4	5	3	1	2	4	3	3	1	2			38
Rushing	0	1	2	0	0	1	2	1	0	2	2	0	1	0			12
Passing	4	0	2	0	4	3	1	0	2	2	0	2	0	2			22
Returns	1	0	0	0	0	1	0	0	0	0	1	1	0	0			4
PAT/ 2-Point Made/Att.	2-5	1-1	4-4	0-0	4-4	2-5	3-3	1-1	2-2	4-4	3-3	2-3	1-1	2-2			31-38
Kicking Made/Att.	2-2	1-1	4-4	0-0	4-4	1-1	3-3	1-1	2-2	4-4	3-3	2-3	1-1	2-2			30-31
2-pt Rushing Made/Att.	0-1	0-0	0-0	0-0	0-0	1-2	0-0	0-0	0-0	0-0	0-0	0-0	0-0	0-0			1-3
2-pt Passing Made/Att.	0-2	0-0	0-0	0-0	0-0	0-2	0-0	0-0	0-0	0-0	0-0	0-0	0-0	0-0			0-4
Field Goals Made/Att.	1-1	2-2	0-0	5-5	2-2	0-0	4-4	1-1	2-2	1-1	1-1	4-4	0-1	2-2			25-26
Safeties Allowed	0	0	0	0	0	0	0	0	1	0	0	0	0	0			1
Points Allowed	35	13	28	15	34	33	33	10	22	31	24	32	7	20			337
Time Of Possession	33:20	33:09	23:45	33:13	35:47	27:37	39:01	23:38	30:53	33:46	25:21	28:58	26:11	23:44			29:29



REGULAR SEASON THE LAST TIME

RUSHING

200 Yards Rushing

By Cardinals: 228, Beanie Wells at St. Louis, Nov. 27, 2011 (27 att., TD)
By Opponent: 228, Clinton Portis at Denver, Dec. 29, 2002 (24 att., 2 TD)

150 Yards Rushing

By Cardinals: 159, Adrian Peterson at San Francisco, Nov. 5, 2017 (37 att., 0 TDs)
By Opponent: 153, Adrian Peterson at Minnesota, Oct. 21, 2012 (23 att., TD)

100 Yards Rushing

By Cardinals: 159, Adrian Peterson at San Francisco, Nov. 5, 2017 (37 att., 0 TDs)
By Opponent: 106, Todd Gurley at LA Rams, Oct. 22, 2017 (11 att., 1 TD)

Two 100-Yard Rushers

By Cardinals: 126 yards, Ottis Anderson/102 yards, Wayne Morris at New Orleans, Oct. 5, 1980
By Opponent: 128 yards, Marshawn Lynch/108 yards, Robert Turbin at Seattle, Dec. 9, 2012

Three Rushing Touchdowns

By Cardinals: David Johnson at Seattle, Dec. 24, 2016 (2, 1, 1 yard)
By Opponent: Marshawn Lynch at Seattle, Dec. 9, 2012 (20, 4, 33 yards)

Two Rushing Touchdowns

By Cardinals: Adrian Peterson vs. Tampa Bay, Oct. 15, 2017 (27, 1 yards)
By Opponent: Blake Bortles vs. Jacksonville, Nov. 26, 2017 (1, 17 yards)

PASSING

500 Yards Passing

By Cardinals: 522 by Boomer Esiason at Washington, Nov. 10, 1996-OT (35 comp., 59 att.)
By Opponent: Never happened

400 Yards Passing

By Cardinals: 421 by Carson Palmer at Pittsburgh, Oct. 18, 2015 (29 comp., 45 att.)
By Opponent: 411 by Nick Foles vs. Philadelphia, Oct. 26, 2014 (36 comp., 62 att.)

300 Yards Passing

By Cardinals: 357 by Carson Palmer vs. San Francisco, Oct. 1, 2017 (33 comp., 51 att.)
By Opponent: 304 by Carson Wentz at Philadelphia, Oct. 8, 2017 (21 comp., 30 att.)

Six Touchdown Passes

By Cardinals: Charley Johnson vs. New Orleans, Nov. 2, 1969 (32, 14, 28, 31, 26, 14 yards)
By Opponent: Brett Favre at NY Jets, Sept. 28, 2008 (12, 34, 2, 17, 40, 24 yards)

Five Touchdown Passes

By Cardinals: Kurt Warner at Chicago, Nov. 8, 2009 (11, 6, 17, 15, 4 yards)
By Opponent: Brett Favre (6) at NY Jets, Sept. 28, 2008 (12, 34, 2, 17, 40, 24 yards)

Four Touchdown Passes

By Cardinals: Carson Palmer vs. Cincinnati, Nov. 22, 2015 (18, 64, 18, 16 yards)
By Opponent: Carson Wentz at Philadelphia, Oct. 8, 2017 (15, 11, 59, 72 yards)

Three Touchdown Passes

By Cardinals: Blaine Gabbert at Houston, Nov. 19, 2017 (20, 11, 28 yards)
By Opponent: Ryan Fitzpatrick vs. Tampa Bay, Oct. 15, 2017 (4, 10, 37 yards)

RECEIVING

200 Yards Receiving

By Cardinals: 217, Anquan Boldin at Detroit, Sept. 7, 2003 (10 receptions, 2 TDs)
By Opponent: 226, Demaryius Thomas at Denver, Oct. 5, 2014 (8 rec., 2 TDs)

150 Yards Receiving

By Cardinals: 120, John Brown at Pittsburgh, Oct. 18, 2015 (10 rec.)
By Opponent: 171, Doug Baldwin at Seattle, Dec. 24, 2016 (13 rec., TD)

100 Yards Receiving

By Cardinals: 113, Larry Fitzgerald vs. Seattle, Nov. 9, 2017 (10 rec.)
By Opponent: 107, Golden Tate at Detroit, Sept. 10, 2017 (10 rec.)

Two 100-Yard Receivers

By Cardinals: 133, Larry Fitzgerald (12 rec.), 101, Michael Floyd (5 rec.) vs. San Francisco, Nov. 13, 2016

By Opponent: 139, Luke Willson (3 rec., 2 TD), 113, Doug Baldwin (7 rec.), vs. Seattle, Dec. 21, 2014

Four Receiving Touchdowns

By Cardinals: Roy Green vs. Seattle, Nov. 13, 1983 (15, 23, 7, 63 yards)

By Opponent: Earnest Gray vs. NY Giants, Sept. 7, 1980 (10, 37, 42, 20 yards)

Three Receiving Touchdowns

By Cardinals: Larry Fitzgerald at Chicago, Sept. 20, 2015 (8, 28, 9 yards)

By Opponent: Greg Olsen at Chicago, Nov. 8, 2009 (33, 3, 20 yards)

Two Receiving Touchdowns

By Cardinals: Ricky Seals-Jones at Houston, Nov. 19, 2017 (11, 28 yards)

By Opponent: Jimmy Graham vs. Seattle, Nov. 9, 2017 (6, 27 yards)

10 or More Receptions in a Game

By Cardinals: Larry Fitzgerald (10 for 98 yards) vs. LA Rams, Dec. 3, 2017

By Opponent: Golden Tate (10 for 107 yards) at Detroit, Sept. 10, 2017

COMBOS

100-Yard Rusher/100-Yard Receiver

By Cardinals: Adrian Peterson, 134 yards rushing/Larry Fitzgerald, 138 yards receiving vs. Tampa Bay, Oct. 15, 2017

By Opponent: Marshawn Lynch, 113 yards rushing/Luke Willson, 139 yards receiving/Doug Baldwin, 113 yards receiving vs. Seattle, Dec. 21, 2014

100-Yard Rusher/Two 100-Yard Receivers

By Cardinals: Johnny Johnson, 103 yards rushing/Ernie Jones, 117 yards receiving/Roy Green, 120 yards receiving vs. Green Bay, Nov. 18, 1990

By Opponent: Marshawn Lynch, 113 yards rushing/Luke Willson, 139 yards receiving/Doug Baldwin, 113 yards receiving vs. Seattle, Dec. 21, 2014

100-Yard Rusher/100-Yard Receiver/300-Yard Passer

By Cardinals: Chris Johnson, 109 yards rushing/Michael Floyd, 106 yards receiving/Carson Palmer 374 yards passing at Cleveland, Nov. 1, 2015

By Opponent: Marshawn Lynch, 113 yards rushing/Luke Willson, 139 yards receiving/Doug Baldwin, 113 yards receiving/Russell Wilson, 339 yards passing vs. Seattle, Dec. 21, 2014

Two 100-Yard Receivers/300-Yard Passer

By Cardinals: Larry Fitzgerald, 133; Michael Floyd, 101; Carson Palmer, 376, vs. San Francisco, Nov. 13, 2016

By Opponent: Luke Willson, 139; Doug Baldwin, 113; Russell Wilson, 339, vs. Seattle, Dec. 21, 2014

SCORING

Four Total Touchdowns

By Cardinals: Ronald Moore vs. LA Rams, Dec. 5, 1993 (4 rush)

By Opponent: Brian Westbrook at Philadelphia, Nov. 27, 2008 (2 rush, 2 rec.)

Three Total Touchdowns

By Cardinals: David Johnson at Seattle, Dec. 24, 2016 (3 rush)

By Opponent: Marshawn Lynch at Seattle, Dec. 9, 2012 (3 rush)

Two-Point Conversion

By Cardinals: Larry Fitzgerald reception vs. Jacksonville, Nov. 26, 2017

By Opponent: Marcel Reece reception at Seattle, Dec. 24, 2016

Safety

By Cardinals: Calais Campbell sacked Blaine Gabbert in end zone at San Francisco, Oct. 6, 2016

By Opponent: Kam Chancellor tackled Adrian Peterson in end zone vs. Seattle, Nov. 9, 2017

KICKING

Six Field Goals

By Cardinals: Neil Rackers vs. San Francisco, Oct. 2, 2005 (40, 45, 48, 23, 43, 24 yards)

By Opponent: Never happened

Five Field Goals

By Cardinals: Phil Dawson at Washington, Dec. 17, 2017 (40, 35, 19, 34, 32 yards)

By Opponent: Robbie Gould vs. San Francisco, Oct. 1, 2017 (49, 39, 47, 48, 23 yards)

Four Field Goals

By Cardinals: Phil Dawson (5) at Washington, Dec. 17, 2017 (40, 35, 19, 34, 32 yards)

By Opponent: Greg Zuerlein vs. LA Rams, Dec. 3, 2017 (56, 20, 24, 41 yards)

Three Field Goals

By Cardinals: Phil Dawson (5) at Washington, Dec. 17, 2017 (40, 35, 19, 34, 32 yards)

By Opponent: Greg Zuerlein (4) vs. LA Rams, Dec. 3, 2017 (56, 20, 24, 41 yards)

Missed Point-After-Touchdown

By Cardinals: Phil Dawson vs. LA Rams, Dec. 3, 2017 (blocked)

By Opponent: Greg Zuerlein vs. LA Rams, Dec. 3, 2017 (wide left)

Blocked Punt

By Cardinals: Quentin Groves at New England, Sept. 16, 2012 (Zoltan Mesko punt)

By Opponent: Chase Reynolds at LA Rams, Jan. 1, 2017 (Matt Wile punt)

Blocked Punt Return For Touchdown

By Cardinals: Monty Beisel (Sean Morey block) vs. Dallas, Oct. 12, 2008, three yards (Mat McBriar punt)

By Opponent: DeDe Dorsey (DeDe Dorsey block) at Cincinnati, Nov. 18, 2007, 19 yards (Mike Barr punt)

Blocked Field Goal Attempt

By Cardinals: Rodney Gunter at Seattle, Dec. 24, 2016 (Steven Hauschka 45-yard attempt)

By Opponent: Michael Brockers vs. LA Rams, Dec. 3, 2017 (Phil Dawson 45-yard attempt)

Blocked Field Goal Attempt For Touchdown

By Cardinals: Justin Bethel (Adrian Wilson block) vs. Chicago, Dec. 23, 2012, 82 yards (Olindo Mare kick)

By Opponent: Mike Bass (Verlon Biggs block) at Washington, Sept. 24, 1972, 32 yards (Jim Bakken kick)

RETURNS

Punt Return For Touchdown

By Cardinals: Ted Ginn, Jr. at NY Giants, Sept. 14, 2014, 71 yards (Steve Weatherford punt)

By Opponent: Nick Miller at St. Louis, Nov. 27, 2011, 88 yards (Dave Zastudil punt)

Kickoff Return For Touchdown

By Cardinals: David Johnson at Chicago, Sept. 20, 2015, 108 yards (Robbie Gould kickoff)

By Opponent: Cordarrelle Patterson at Minnesota, Nov. 20, 2016, 104 yards (Chandler Catanzaro kickoff)

Interception Return For Touchdown

By Cardinals: Justin Bethel at Detroit, Sept. 10, 2017 (82 yards, Matthew Stafford pass)

By Opponent: Alec Ogletree vs. LA Rams, Dec. 3, 2017 (41 yards, Blaine Gabbert pass)

Fumble Return For Touchdown

By Cardinals: Calais Campbell vs. New Orleans, Dec. 18, 2016, 53 yards (Drew Brees fumble)

By Opponent: Calais Campbell vs. Jacksonville, Nov. 26, 2017, 10 yards (Blaine Gabbert fumble)

DEFENSE

Four Interceptions

By Cardinals: Kwamie Lassiter vs. San Diego, Dec. 27, 1998

By Opponent: Never happened

Three Interceptions

By Cardinals: Antrel Rolle at Cincinnati, Nov. 18, 2007

By Opponent: Marcus Trufant at Seattle, Dec. 9, 2007

Two Interceptions

By Cardinals: Marcus Cooper vs. Tampa Bay, Sept. 18, 2016

By Opponent: Xavier Rhodes at Minnesota, Nov. 20, 2016

Two Interceptions By Teammates

By Cardinals: At Washington, Oct. 16, 1994 (Aeneas Williams and James Williams)

By Opponent: At Seattle, Dec. 9, 2012 (Richard Sherman and Bobby Wagner)

Four Quarterback Sacks

By Cardinals: Bertrand Berry vs. NY Giants, Nov. 14, 2004

By Opponent: Cameron Wake (4.5) vs. Miami, Sept. 30, 2012

Three Quarterback Sacks

By Cardinals: Dwight Freeney vs. Green Bay, Dec. 27, 2015

By Opponent: Demarcus Lawrence vs. Dallas, Sept. 25, 2017

Two QB Sacks By Teammates

By Cardinals: at San Francisco, Oct. 6, 2016 (Markus Golden 2.0, Calais Campbell 2.0)
 By Opponent: vs. LA Rams, Dec. 3, 2017 (Aaron Donald 2.0, Ethan Westbrooks 2.0)

Two Opponent Fumble Recoveries

By Cardinals: Jeraud Powers vs. Green Bay, Dec. 27, 2015
 By Opponent: J.J. Watt vs. Houston, Nov. 10, 2013

TEAM SCORING**50 Points Scored By Team**

By Cardinals: St. Louis 56 at Minnesota 14, Oct. 6, 1963
 By Opponent: At Seattle 58, Arizona 0, Dec. 9, 2012

40 Points Scored

By Cardinals: New Orleans 48, At Arizona 41, Dec. 18, 2016
 By Opponent: Arizona 44, At LA Rams 6, Jan. 1, 2017

20 First-Quarter Points

By Cardinals: 21 vs. San Francisco, Sept. 10, 2006
 By Opponent: 21 at Philadelphia, Oct. 8, 2017

20 Second-Quarter Points

By Cardinals: 24 vs. Tampa Bay, Sept. 18, 2016
 By Opponent: 20 at LA Rams, Oct. 22, 2017

20 Third-Quarter Points

By Cardinals: 21 vs. Green Bay, Dec. 27, 2015
 By Opponent: 21 at San Francisco, Jan. 2, 2011

20 Fourth-Quarter Points

By Cardinals: 20 at Seattle, Dec. 24, 2016
 By Opponent: 27 vs. Tampa Bay, Oct. 15, 2017

30 One-Half Points

By Cardinals: 31 in first half vs. San Francisco, Sept. 27, 2015
 By Opponent: 33 in second half vs. Tampa Bay, Oct. 15, 2017

Score Touchdown In Each Quarter

By Cardinals: vs. Tampa Bay, Oct. 15, 2017 (14, 10, 7, 7 points)
 By Opponent: at Atlanta, Nov. 27, 2016 (7, 10, 7, 14 points)

OFFENSE**500 Yards Total Offense**

By Cardinals: 524 at St. Louis, Dec. 6, 2015
 By Opponent: 596 vs. Seattle, Dec. 21, 2014

No Sacks/No Interceptions Allowed

By Cardinals: vs. NY Jets, Oct. 17, 2016
 By Opponent: at Kansas City, Nov. 21, 2010

DEFENSE**Shutout**

By Cardinals: Arizona 19, at NY Giants 0, Dec. 12, 1992
 By Opponent: LA Rams 33, at Cardinals 0, Oct. 22, 2017

Shutout At Home

By Cardinals: Cardinals 19, vs. NY Giants 0, Dec. 12, 1992
 By Opponent: Seattle 38, vs. Cardinals 0, Sept. 14, 2003

Shutout On The Road

By Cardinals: Cardinals 38, at Dallas 0, Nov. 16, 1970
 By Opponent: LA Rams 33, at Cardinals 0, Oct. 22, 2017

MISCELLANEOUS**Overtime Win At Home**

By Cardinals: Oct. 1, 2017 vs. San Francisco, 18-15
 By Opponent: Oct. 14, 2012 vs. Buffalo, 19-16

Overtime Win On The Road

By Cardinals: Sept. 17, 2017 at Indianapolis, 16-13
 By Opponent: Nov. 7, 2010 at Minnesota, 27-24

10 Or More Penalties

By Cardinals: 10, vs. Jacksonville, Nov. 26, 2017 (98 yards)
 By Opponent: 12, vs. Seattle, Nov. 9, 2017 (108 yards)

Tie Game

By Cardinals: Oct. 23, 2016 vs. Seattle, 6-6

Over 40:00 Time of Possession (Non-OT)

By Cardinals: 42:50 at Seattle, Oct. 18, 2009
 By Opponent: 44:16 at San Francisco, Nov. 20, 2011



ARIZONA CARDINALS 2017 STARTERS

Opponent, Date	OFFENSE										
	WR	LT	LG	C	RG	RT	TE	WR	QB	RB	WR
at Detroit, Sep. 10	Ja. Brown	Humphries	Iupati	Shipley	Boehm	Veldheer	Gresham	Fitzgerald	Palmer	D. Johnson	Jo. Brown
	WR	LT	LG	C	RG	RT	TE	WR	QB	RB	TE
at Indianapolis, Sep. 17	Ja. Brown	Wetzel	Boone	Shipley	Boehm	Veldheer	Niklas	Fitzgerald	Palmer	Williams	Holden
	WR	LT	LG	C	RG	RT	TE	WR	QB	RB	WR
Dallas, Sep. 25	Ja. Brown	Wetzel	Boone	Shipley	Boehm	Veldheer	Gresham	Fitzgerald	Palmer	C. Johnson	Nelson
	WR	LT	LG	C	RG	RT	TE	WR	QB	RB	TE
San Francisco, Oct. 1	Ja. Brown	Wetzel	Holden	Shipley	Boehm	Veldheer	Gresham	Fitzgerald	Palmer	C. Johnson	Niklas
	TE	LT	LG	C	RG	RT	TE	WR	QB	RB	TE
at Philadelphia, Oct. 8	Momah	Wetzel	Watford	Shipley	Boehm	Veldheer	Gresham	Fitzgerald	Palmer	C. Johnson	Niklas
	WR	LT	LG	C	RG	RT	TE	WR	QB	RB	WR
Tampa Bay, Oct. 15	Jo. Brown	Humphries	Boone	Shipley	Watford	Veldheer	Gresham	Fitzgerald	Palmer	A. Peterson	Nelson
	WR	LT	LG	C	RG	RT	TE	WR	QB	RB	TE
at LA Rams (UK), Oct. 22	Jo. Brown	Humphries	Boone	Shipley	Watford	Veldheer	Gresham	Fitzgerald	Palmer	A. Peterson	Niklas
at San Fran., Nov. 5	Jo. Brown	Humphries	Boone	Shipley	Watford	Veldheer	Gresham	Fitzgerald	Palmer	A. Peterson	Niklas
	TE	LT	LG	C	RG	RT	TE	WR	QB	RB	TE
Seattle, Nov. 9	Momah	Humphries	Boone	Shipley	Watford	Veldheer	Gresham	Fitzgerald	Stanton	A. Peterson	Niklas
	WR	LT	LG	C	RG	RT	TE	WR	QB	RB	TE
at Houston, Nov. 19	Jo. Brown	Veldheer	Boone	Shipley	Watford	Wetzel	Gresham	Fitzgerald	Gabbert	A. Peterson	Niklas
	WR	LT	LG	C	RG	RT	TE	WR	QB	RB	WR
Jacksonville, Nov. 26	Ja. Brown	Veldheer	Boone	Shipley	Watford	Wetzel	Gresham	Fitzgerald	Gabbert	A. Peterson	C. Williams
	WR	LT	LG	C	RG	RT	TE	WR	QB	RB	TE
LA Rams, Dec. 3	Nelson	Veldheer	Boone	Shipley	Watford	Wetzel	Gresham	Fitzgerald	Gabbert	K. Williams	Niklas
Tennessee, Dec. 10	Ja. Brown	Veldheer	Boone	Shipley	Watford	Wetzel	Gresham	Fitzgerald	Gabbert	K. Williams	Niklas
at Washington, Dec. 17	Ja. Brown	Holden	Boone	Shipley	Boehm	Wetzel	Seals-Jones	Fitzgerald	Gabbert	K. Williams	Niklas
NY Giants, Dec. 24											
at Seattle, Dec. 31											

Opponent, Date	DEFENSE										
	DL	DL	DL	SAM	\$LB	ILB	WILL	LCB	RCB	SS	FS
at Detroit, Sep. 10	Mauro	Peters	Rucker	Jones	Reddick	Dansby	Golden	Peterson	Bethel	Branch	Mathieu
	DL	DL	SAM	\$LB	ILB	WILL	DB	LCB	RCB	SS	FS
at Indianapolis, Sep. 17	Peters	Rucker	Jones	Reddick	Dansby	Golden	Branch	Peterson	Bethel	Bethea	Mathieu
	DL	DL	DL	SAM	\$LB	ILB	WILL	LCB	RCB	SS	FS
Dallas, Sep. 25	Mauro	Peters	Rucker	Jones	Reddick	Dansby	Golden	Peterson	Bethel	Branch	Mathieu
San Francisco, Oct. 1	Mauro	Peters	Rucker	Jones	Bucannon	Dansby	Golden	Peterson	Bethel	Branch	Mathieu
	DL	DL	DL	SAM	\$LB	ILB	DB	LCB	RCB	SS	FS
at Philadelphia, Oct. 8	Mauro	Peters	Rucker	Jones	Bucannon	Dansby	Bethea	Peterson	Bethel	Branch	Mathieu
	DL	DL	DL	SAM	\$LB	ILB	WILL	LCB	RCB	SS	FS
Tampa Bay, Oct. 15	Mauro	Peters	Rucker	Jones	Bucannon	Dansby	Martin	Peterson	Bethel	Branch	Mathieu
	DL	DL	DL	SAM	\$LB	ILB	DB	LCB	RCB	SS	FS
at LA Rams (UK), Oct. 22	Mauro	Peters	Rucker	Jones	Bucannon	Dansby	Bethea	Peterson	T. Williams	Branch	Mathieu
	DL	DL	DL	SAM	\$LB	ILB	WILL	LCB	RCB	SS	FS
at San Fran., Nov. 5	Mauro	Peters	Rucker	Jones	Bucannon	Dansby	Martin	Peterson	T. Williams	Branch	Mathieu
Seattle, Nov. 9	Pierre	Peters	Rucker	Jones	Bucannon	Dansby	Martin	Peterson	T. Williams	Branch	Mathieu
at Houston, Nov. 19	Pierre	Gunter	Rucker	Jones	Bucannon	Dansby	Martin	Peterson	T. Williams	Baker	Mathieu
	DL	DL	DL	SAM	\$LB	WILL	LCB	RCB	SS	FS	
Jacksonville, Nov. 26	Pierre	Gunter	Rucker	X. Williams	Jones	Bucannon	Martin	Peterson	T. Williams	Baker	Mathieu
	DL	DL	SAM	\$LB	ILB	WILL	DB	LCB	RCB	SS	FS
LA Rams, Dec. 3	Pierre	Rucker	Jones	Bynes	Dansby	Martin	Bethea	Peterson	T. Williams	Baker	Mathieu
Tennessee, Dec. 10	Pierre	Rucker	Jones	Bucannon	Dansby	Martin	Bethea	Peterson	T. Williams	Baker	Mathieu
	DL	DL	DL	SAM	\$LB	ILB	WILL	LCB	DB	SS	FS
at Washington, Dec. 17	Pierre	Peters	Rucker	Jones	Bucannon	Dansby	Martin	Peterson	Bethea	Baker	Mathieu
NY Giants, Dec. 24											
at Seattle, Dec. 31											

2017 ARIZONA CARDINALS INACTIVES

at Detroit, Sep. 10
 \$LB Deone Bucannon
 QB Blaine Gabbert
 G/T Will Holden
 T Ulrick John
 DT Robert Nkemdiche
 WR Chad Williams
 LB Scooby Wright III

at Philadelphia, Oct. 8
 G Alex Boone
 RB D.J. Foster
 QB Blaine Gabbert
 T D.J. Humphries
 DL Robert Nkemdiche
 WR Chad Williams
 LB Scooby Wright III

Seattle, Nov. 9
 LB Bryson Albright
 RB D.J. Foster
 T/G Will Holden
 TE Ricky Seals-Jones
 C Max Tuerk
 WR Chad Williams
 DL Xavier Williams

Tennessee, Dec. 10
 WR Carlton Agudosi
 QB Matt Barkley
 WR John Brown
 RB Bronson Hill
 DL Corey Peters
 RB Adrian Peterson
 C Max Tuerk

at Indianapolis, Sep. 17
 WR John Brown
 \$LB Deone Bucannon
 QB Blaine Gabbert
 TE Jermaine Gresham
 RB D.J. Foster
 T D.J. Humphries
 G Mike Iupati

Tampa Bay, Oct. 15
 RB D.J. Foster
 QB Blaine Gabbert
 C Daniel Munyer
 DL Robert Nkemdiche
 DL Olsen Pierre
 TE Ricky Seals-Jones
 WR Chad Williams

at Houston, Nov. 19
 LB Bryson Albright
 QB Matt Barkley
 RB Andre Ellington
 S Harlan Miller
 DL Corey Peters
 C Max Tuerk
 WR Chad Williams

at Washington, Dec. 17
 QB Matt Barkley
 WR John Brown
 CB C.J. Goodwin
 TE Jermaine Gresham
 LB Gabe Martin
 DL Josh Mauro
 G Earl Watford

Dallas, Sep. 25
 WR John Brown
 \$LB Deone Bucannon
 RB D.J. Foster
 QB Blaine Gabbert
 T D.J. Humphries
 G Mike Iupati
 DL Xavier Williams

at LA Rams (UK), Oct. 22
 RB Andre Ellington
 RB D.J. Foster
 QB Blaine Gabbert
 C Daniel Munyer
 DL Olsen Pierre
 TE Ricky Seals-Jones
 WR Chad Williams

Jacksonville, Nov. 26
 WR Carlton Agudosi
 QB Matt Barkley
 WR John Brown
 S/CB Rudy Ford
 WR Brittan Golden
 DL Corey Peters
 C Max Tuerk

NY Giants, Dec. 24

San Francisco, Oct. 1
 G Alex Boone
 RB D.J. Foster
 QB Blaine Gabbert
 T D.J. Humphries
 DL Robert Nkemdiche
 WR Chad Williams
 CB Tramon Williams

at San Francisco, Nov. 5
 RB D.J. Foster
 T/G Will Holden
 C Daniel Munyer
 TE Ricky Seals-Jones
 WR Chad Williams
 DL Xavier Williams
 LB Scooby Wright III

LA Rams, Dec. 3
 WR Carlton Agudosi
 QB Matt Barkley
 WR John Brown
 \$LB Deone Bucannon
 S/CB Rudy Ford
 DL Corey Peters
 RB Adrian Peterson

at Seattle, Dec. 31



ROSTER BY POSITION

No.	Name	Pos.	College	Ht.	Wt.	Age	NFL Exp.
<u>Defensive Line (7)</u>							
95	Rodney Gunter	DL	Delaware State	6-5	305	25	3
97	Josh Mauro	DL	Stanford	6-6	282	26	4
90	Robert Nkemdiche	DL	Mississippi	6-4	296	23	2
98	Corey Peters	DL	Kentucky	6-3	305	29	8
72	Olsen Pierre	DL	Miami	6-5	293	26	1
92	Frostee Rucker	DL	USC	6-3	280	34	12
94	Xavier Williams	DL	Northern Iowa	6-2	309	25	3
<u>Linebackers (9)</u>							
54	Bryson Albright	LB	Miami (OH)	6-5	235	23	1
20	Deone Bucannon	\$LB	Washington State	6-1	211	25	4
57	Josh Bynes	LB	Auburn	6-1	235	28	7
56	Karlos Dansby	LB	Auburn	6-4	250	36	14
55	Chandler Jones	LB	Syracuse	6-5	265	27	6
50	Gabe Martin	LB	Bowling Green	6-2	236	25	2
96	Kareem Martin	LB	North Carolina	6-6	272	25	4
43	Haason Reddick	LB	Temple	6-1	235	23	R
58	Scooby Wright III	LB	Arizona	6-0	240	23	2
<u>Cornerbacks (5)</u>							
28	Justin Bethel	CB	Presbyterian	6-0	200	27	6
42	C.J. Goodwin	CB	California (PA)	6-4	220	27	2
21	Patrick Peterson	CB	LSU	6-1	203	27	7
26	Brandon Williams	CB	Texas A&M	6-0	200	25	2
25	Tramon Williams	CB	Louisiana Tech	6-0	192	34	11
<u>Safeties (4)</u>							
36	Budda Baker	S	Washington	5-10	195	21	R
41	Antoine Bethea	S	Howard	5-11	206	33	12
32	Tyrann Mathieu	S	LSU	5-9	186	25	5
34	Harlan Miller	S	SE Louisiana	6-0	182	23	1
<u>Long Snapper (1)</u>							
46	Aaron Brewer	LS	San Diego State	6-5	232	27	6
<u>Punter (1)</u>							
2	Andy Lee	P	Pittsburgh	6-1	185	35	14
<u>Kicker (1)</u>							
4	Phil Dawson	K	Texas	5-11	200	42	19
<u>Offensive Line (9)</u>							
64	Khalif Barnes	T	Washington	6-6	320	35	12
70	Evan Boehm	G/C	Missouri	6-3	310	24	2
75	Alex Boone	G	Ohio State	6-8	310	30	8
69	Will Holden	T	Vanderbilt	6-7	312	24	R
78	Vinston Painter	T/G	Virginia Tech	6-4	318	28	3
53	A.Q. Shipley	C	Penn State	6-1	307	31	6
79	Max Tuerk	C	USC	6-5	298	23	2
71	Earl Watford	G	James Madison	6-3	300	27	5
73	John Wetzel	T	Boston College	6-7	328	26	2
<u>Tight Ends (4)</u>							
84	Jermaine Gresham	TE	Oklahoma	6-5	260	29	8
85	Gabe Holmes	TE	Purdue	6-5	255		
87	Troy Niklas	TE	Notre Dame	6-6	270	25	4
86	Ricky Seals-Jones	TE	Texas A&M	6-5	243	22	R
<u>Running Backs (4)</u>							
37	D.J. Foster	RB	Arizona State	6-0	195	24	2
48	Bronson Hill	RB	Eastern Michigan	5-10	215	24	2
35	Elijhaa Penny	RB	Idaho	6-2	234	24	1
33	Kerwynn Williams	RB	Utah State	5-8	198	26	4
<u>Wide Receivers (5)</u>							
13	Jaron Brown	WR	Clemson	6-2	205	27	5
12	John Brown	WR	Pittsburg State	5-11	179	27	4
11	Larry Fitzgerald	WR	Pittsburgh	6-3	218	34	14
14	J.J. Nelson	WR	UAB	5-10	160	25	3
16	Chad Williams	WR	Grambling State	6-1	204	23	R
<u>Quarterbacks (3)</u>							
9	Matt Barkley	QB	USC	6-2	227	27	5
7	Blaine Gabbert	QB	Missouri	6-4	235	28	7
5	Drew Stanton	QB	Michigan State	6-3	243	33	10

2017 ARIZONA CARDINALS – HOW THEY WERE BUILT

	DRAFT	TRADES	WAIVERS	FREE AGENTS
2004	Larry Fitzgerald (1)			
2011	Patrick Peterson (1)			
2012	Justin Bethel (6a)			
2013	Tyrann Mathieu (3)	Carson Palmer (Oak)		Jaron Brown (R) Brittan Golden Froste Rucker Drew Stanton (Ind)
2014	Deone Bucannon (1) Troy Niklas (2) Kareem Martin (3a) John Brown (3b)			Josh Mauro Jared Veldheer (Oak) Kerwynn Williams
2015	D.J. Humphries (1) Markus Golden (2) David Johnson (3) Rodney Gunter (4) J.J. Nelson (5b)			Jermaine Gresham Mike Iupati (SF) Ifeanyi Momah Corey Peters (Atl) Olsen Pierre A.Q. Shipley John Wetzell Xavier Williams (R)
2016	Robert Nkemdiche (1) Brandon Williams (3) Evan Boehm (4) Harlan Miller (6)	Chandler Jones (NE)		Tyvon Branch (KC) Aaron Brewer Daniel Munyer Elijhaa Penny (R) Scooby Wright III Ronald Zamort (R)
2017	Haason Reddick (1) Budda Baker (2) Chad Williams (3) Will Holden (5a) T.J. Logan (5b) Rudy Ford (6)	Adrian Peterson (NO)	C.J. Goodwin (ATL)	Bryson Albright Matt Barkley Khalif Barnes Antoine Bethea Alex Boone Josh Bynes Karlos Dansby (Cin) Phil Dawson (SF) Blaine Gabbert D.J. Foster Bronson Hill Gabe Holmes Andy Lee Gabe Martin Vinston Painter Ricky Seals-Jones (R) Max Tuerk Earl Watford Tramon Williams

ARIZONA CARDINALS 2017 DEPTH CHART
AS PREPARED BY TEAM'S MEDIA RELATIONS DEPARTMENT

OFFENSE

WR	11 Larry Fitzgerald	14 J.J. Nelson	<u>16 Chad Williams</u>	
LT	<u>69 Will Holden</u>	64 Khalif Barnes		
LG	75 Alex Boone	70 Evan Boehm		
C	53 A.Q. Shipley	70 Evan Boehm	79 Max Tuerk	
RG	71 Earl Watford	70 Evan Boehm		
RT	73 John Wetzell	78 Vinston Painter		
TE	87 Troy Niklas	<u>86 Ricky Seals-Jones</u>		
WR	13 Jaron Brown	12 John Brown		
QB	5 Drew Stanton	7 Blaine Gabbert	9 Matt Barkley	
RB	33 Kerwynn Williams	35 Eljahaa Penny	37 D.J. Foster	48 Bronson Hill
TE	84 Jermaine Gresham	85 Gabe Holmes		

DEFENSE

DL	97 Josh Mauro	72 Olsen Pierre	94 Xavier Williams	
DL	98 Corey Peters	95 Rodney Gunter		
DL	92 Frostee Rucker	90 Robert Nkemdiche		
SAM	55 Chandler Jones	54 Bryson Albright		
\$LB	20 Deone Bucannon	58 Scooby Wright III	50 Gabe Martin	
ILB	56 Karlos Dansby	57 Josh Byner		
WILL	<u>43 Haason Reddick</u>	96 Kareem Martin		
LCB	21 Patrick Peterson	26 Brandon Williams	42 C.J. Goodwin	
RCB	25 Tramon Williams	28 Justin Bethel		
SS	<u>36 Budda Baker</u>	34 Harlan Miller		
FS	32 Tyrann Mathieu	41 Antoine Bethea		

SPECIALISTS

K	4 Phil Dawson			
P	2 Andy Lee			
LS	46 Aaron Brewer			
H	2 Andy Lee			
KR	37 D.J. Foster	14 J.J. Nelson	<u>16 Chad Williams</u>	
PR	21 Patrick Peterson	14 J.J. Nelson	33 Kerwynn Williams	

NOTE: Rookies are underlined

ARIZONA CARDINALS NUMERIC ROSTER

No.	Name	Pos.	Ht.	Wt.	Age	NFL		College	How Acquired	2017	
						Exp.				GP-GS-DNP-IA	
2	Andy Lee	P	6-1	185	35	14		Pittsburgh	FA-17		14-0-0-0
4	Phil Dawson	K	5-11	200	42	19		Texas	UFA-17 (SF)		14-0-0-0
5	Drew Stanton	QB	6-3	243	33	10		Michigan State	UFA-13 (Ind)		3-2-11-0
7	Blaine Gabbert	QB	6-4	235	28	7		Missouri	FA-17		5-5-2-7
9	Matt Barkley	QB	6-2	227	27	5		USC	FA-17		0-0-0-5
11	Larry Fitzgerald	WR	6-3	218	34	14		Pittsburgh	D1-04		14-14-0-0
12	John Brown	WR	5-11	179	27	4		Pittsburg State	D3b-14		8-5-0-6
13	Jaron Brown	WR	6-2	205	27	5		Clemson	FA-13		14-7-0-0
14	J.J. Nelson	WR	5-10	160	25	3		UAB	D5b-15		14-2-0-0
16	Chad Williams	WR	6-1	204	23	R		Grambling	D3-17		6-1-0-8
20	Deone Bucannon	\$LB	6-1	211	25	4		Washington State	D1-14		10-10-0-4
21	Patrick Peterson	CB	6-1	203	27	7		LSU	D1-11		14-14-0-0
25	Tramon Williams	CB	6-0	192	34	11		Louisiana Tech	FA-17		11-7-2-1
26	Brandon Williams	CB	6-0	200	25	2		Texas A&M	D3-16		14-0-0-0
28	Justin Bethel	CB	6-0	200	27	6		Presbyterian	D6a-12		14-6-0-0
32	Tyrann Mathieu	S	5-9	186	25	5		LSU	D3-13		14-14-0-0
33	Kerwynn Williams	RB	5-8	198	26	4		Utah State	FA-14		14-4-0-0
34	Harlan Miller	S	6-0	182	23	1		SE Louisiana	D6-16		3-0-0-1
35	Elijhaa Penny	RB	6-2	234	24	1		Idaho	FA-16		14-0-0-0
36	Budda Baker	S	5-10	195	21	R		Washington	D2-17		14-5-0-0
37	D.J. Foster	RB	6-0	195	24	2		Arizona State	FA-17		5-0-0-8
41	Antoine Bethea	S	5-11	206	32	12		Howard	FA-17		14-6-0-0
42	C.J. Goodwin	CB	6-4	220	27	2		California (PA)	WV-17 (Atl)		0-0-0-1
43	Haason Reddick	LB	6-1	235	23	R		Temple	D1-17		14-3-0-0
46	Aaron Brewer	LS	6-5	232	27	6		San Diego State	FA-16		6-0-0-0
48	Bronson Hill	RB	5-10	215	24	2		Eastern Michigan	FA-17		0-0-1-1
50	Gabe Martin	LB	6-2	236	25	2		Bowling Green	FA-17		2-0-0-1
53	A.Q. Shipley	C	6-1	307	31	6		Penn State	FA-15		14-14-0-0
54	Bryson Albright	LB	6-5	235	23	1		Miami (OH)	FA-17		5-0-0-2
55	Chandler Jones	LB	6-5	265	27	6		Syracuse	TR-16 (NE)		14-14-0-0
56	Karlos Dansby	LB	6-4	250	36	14		Auburn	UFA-17 (Cin)		14-13-0-0
57	Josh Bynes	LB	6-1	235	28	7		Auburn	FA-17		14-1-0-0
58	Scooby Wright III	LB	6-0	240	23	2		Arizona	FA-16		8-0-0-3
64	Khalif Barnes	T	6-6	320	35	12		Washington	FA-17		1-0-0-0
69	Will Holden	T	6-7	312	24	R		Vanderbilt	D5a-17		6-3-5-3
70	Evan Boehm	G/C	6-3	310	24	2		Missouri	D4-16		13-6-1-0
71	Earl Watford	G	6-3	300	27	5		James Madison	FA-17		9-9-0-1
72	Olsen Pierre	DL	6-5	293	26	1		Miami	FA-15		12-6-0-2
73	John Wetzel	T	6-7	328	26	2		Boston College	FA-15		14-9-0-0
75	Alex Boone	G	6-8	310	30	8		Ohio State	FA-17		12-11-0-2
78	Vinston Painter	T/G	6-4	318	28	3		Virginia Tech	FA-17		4-0-0-0
79	Max Tuerk	C	6-5	298	23	2		USC	FA-17		0-0-2-4
84	Jermaine Gresham	TE	6-5	260	29	8		Oklahoma	FA-15		12-12-0-2
85	Gabe Holmes	TE	6-5	255	26	2		Purdue	FA-17		1-0-0-0
86	Ricky Seals-Jones	TE	6-5	243	22	R		Texas A&M	FA-17		8-1-0-4
87	Troy Niklas	TE	6-6	270	25	4		Notre Dame	D2-14		14-10-0-0
90	Robert Nkemdiche	DL	6-4	296	23	2		Mississippi	D1-16		10-0-0-4
92	Frostee Rucker	DL	6-3	280	34	12		USC	FA-13		14-14-0-0
94	Xavier Williams	DL	6-2	309	25	3		Northern Iowa	FA-15		11-1-0-3
95	Rodney Gunter	DL	6-5	305	25	3		Delaware State	D4-15		14-2-0-0
96	Kareem Martin	LB	6-6	272	25	4		North Carolina	D3a-14		14-8-0-0
97	Josh Mauro	DL	6-6	282	26	4		Stanford	FA-14		11-7-2-1
98	Corey Peters	DL	6-3	305	29	8		Kentucky	UFA-15 (Atl)		10-10-0-4

2017 Coaching Staff

Head Coach: **Bruce Arians**

Assistants: **Tom Moore** (Asst. Head Coach/Offense), **James Bettcher** (Defensive Coordinator), **Harold Goodwin** (Offensive Coordinator), **Amos Jones** (Special Teams Coordinator), **Terry Allen** (Bill Bidwill Fellowship/RB's), **Anthony Blevins** (Coaching Asst./Special Teams), **Brentson Buckner** (Defensive Line), **Mike Chiurco** (Defensive Asst./Asst. Defensive Backs), **Rick Christophel** (Tight Ends), **Darryl Drake** (Wide Receivers), **Larry Foote** (Inside Linebackers), **Kevin Garver** (Asst. Wide Receivers), **Steve Heiden** (Asst. Special Teams/Asst. Tight Ends), **Roger Kingdom** (Asst. Strength & Conditioning), **Freddie Kitchens** (Running Backs), **Byron Leftwich** (Quarterbacks), **Buddy Morris** (Strength & Conditioning), **Anthony Piroli** (Asst. Strength & Conditioning), **Tom Pratt** (Pass Rush Specialist), **Nick Rapone** (Defensive Backs), **Kevin Ross** (Cornerbacks), **Bob Sanders** (Linebackers), **Larry Zierlein** (Asst. Offensive Line)



ARIZONA CARDINALS ALPHA ROSTER

No.	Name	Pos.	Ht.	Wt.	Birthdate	NFL		Hometown
						Exp.	College	
54	Albright, Bryson	LB	6-5	235	3/15/1994	1	Miami (OH)	Cincinnati, OH
36	Baker, Budda	S	5-10	195	1/10/1996	R	Washington	Bellevue, WA
9	Barkley, Matt	QB	6-2	227	9/8/1990	5	USC	Santa Ana, CA
64	Barnes, Khalif	T	6-6	320	4/21/1982	12	Washington	San Diego, CA
41	Bethea, Antoine	S	5-11	206	7/27/1984	12	Howard	Newport News, VA
28	Bethel, Justin	CB	6-0	200	6/17/1990	6	Presbyterian	Blythewood, SC
70	Boehm, Evan	G/C	6-3	310	8/19/1993	2	Missouri	Lee's Summit, MO
75	Boone, Alex	G	6-8	310	5/4/1987	8	Ohio State	Lakewood, OH
46	Brewer, Aaron	LS	6-5	232	7/5/1990	6	San Diego State	Fullerton, CA
13	Brown, Jaron	WR	6-2	205	1/8/1990	5	Clemson	Cheraw, SC
12	Brown, John	WR	5-11	179	4/3/1990	4	Pittsburg State	Homestead, FL
20	Bucannon, Deone	\$LB	6-1	211	8/30/1992	4	Washington State	Fairfield, CA
57	Bynes, Josh	LB	6-1	235	8/24/1989	7	Auburn	Lauderdale Lakes, FL
56	Dansby, Karlos	LB	6-4	250	11/3/1981	14	Auburn	Birmingham, AL
4	Dawson, Phil	K	5-11	200	1/23/1975	19	Texas	Dallas, TX
11	Fitzgerald, Larry	WR	6-3	218	8/31/1983	14	Pittsburgh	Minneapolis, MN
37	Foster, D.J.	RB	6-0	195	11/22/1993	2	Arizona State	Scottsdale, AZ
7	Gabbert, Blaine	QB	6-4	235	10/15/1989	7	Missouri	Ballwin, MO
42	Goodwin, C.J.	CB	6-4	220	2/4/1990	2	California (PA)	Wheeling, WV
84	Gresham, Jermaine	TE	6-5	260	6/16/1988	8	Oklahoma	Ardmore, OK
95	Gunter, Rodney	DL	6-5	305	1/19/1992	3	Delaware State	Lake Hamilton, FL
48	Hill, Bronson	RB	5-10	215	1/2/1993	2	Eastern Michigan	Grand Rapids, MI
69	Holden, Will	T	6-7	312	9/14/1993	R	Vanderbilt	Green Cove Springs, FL
85	Holmes, Gabe	TE	6-5	255	3/29/1991	2	Purdue	Miramar, FL
55	Jones, Chandler	LB	6-5	265	2/27/1990	6	Syracuse	Endicott, NY
2	Lee, Andy	P	6-1	185	8/11/1982	14	Pittsburgh	Westminster, SC
50	Martin, Gabe	LB	6-2	236	6/5/1992	2	Bowling Green	Grand Blanc, MI
96	Martin, Kareem	LB	6-6	272	2/19/1992	4	North Carolina	Roanoke Rapids, NC
32	Mathieu, Tyrann	S	5-9	186	5/13/1992	5	LSU	New Orleans, LA
97	Mauro, Josh	DL	6-6	282	2/17/1991	4	Stanford	Hurst, TX
34	Miller, Harlan	S	6-0	182	6/20/1994	1	SE Louisiana	Kentwood, LA
14	Nelson, J.J.	WR	5-10	160	4/24/1992	3	UAB	Midfield, AL
87	Niklas, Troy	TE	6-6	270	9/18/1992	4	Notre Dame	Fullerton, CA
90	Nkemdiche, Robert	DL	6-4	296	9/19/1994	2	Mississippi	Loganville, GA
78	Painter, Vinston	T/G	6-4	318	10/11/1989	3	Virginia Tech	Norfolk, VA
35	Penny, Eljhaa	RB	6-2	234	8/17/1993	1	Idaho	Lakewood, CA
98	Peters, Corey	DL	6-3	305	6/8/1988	8	Kentucky	Louisville, KY
21	Peterson, Patrick	CB	6-1	203	7/11/1990	7	LSU	Pompano Beach, FL
72	Pierre, Olsen	DL	6-5	293	8/27/1991	1	Miami	Rahway, NJ
43	Reddick, Haason	LB	6-1	235	9/22/1994	R	Temple	Camden, NJ
92	Rucker, Frostee	DL	6-3	280	9/14/1983	12	USC	Tustin, CA
86	Seals-Jones, Ricky	TE	6-5	243	3/15/1995	R	Texas A&M	Sealy, TX
53	Shipley, A.O.	C	6-1	307	5/22/1986	6	Penn State	Moon Township, PA
5	Stanton, Drew	QB	6-3	243	5/7/1984	10	Michigan State	Farmington Hills, MI
79	Tuerk, Max	C	6-5	298	1/27/1994	2	USC	Trabuco Canyon, CA
71	Wattford, Earl	G	6-3	300	6/24/1990	5	James Madison	Philadelphia, PA
73	Wetzel, John	T	6-7	328	7/18/1991	2	Boston College	Pittsburgh, PA
26	Williams, Brandon	CB	6-0	200	9/9/1992	2	Texas A&M	Brookshire, TX
16	Williams, Chad	WR	6-1	204	10/19/1994	R	Grambling State	Baton Rouge, LA
33	Williams, Kerwynn	RB	5-8	198	6/9/1991	4	Utah State	Las Vegas, NV
25	Williams, Tramon	CB	6-0	192	3/16/1983	11	Louisiana Tech	Houma, LA
94	Williams, Xavier	DL	6-2	309	1/18/1992	3	Northern Iowa	Kansas City, MO
58	Wright III, Scooby	LB	6-0	240	8/28/1994	2	Arizona	Windsor, CA

Injured Reserve

No.	Name	Pos.	Ht.	Wt.	Birthdate	NFL		Injury/Date Listed
						Exp.	College	
27	Branch, Tyvon	S	6-0	210	12/11/1986	10	Connecticut	Knee/November 13
30	Ford, Rudy	S/CB	6-0	204	11/1/1994	R	Auburn	Knee/December 7
10	Golden, Brittan	WR	5-11	186	7/20/1988	4	West Texas A&M	Arm/December 19
44	Golden, Markus	LB	6-3	260	3/13/1991	3	Missouri	Knee/October 2
74	Humphries, D.J.	T	6-5	307	12/28/1993	3	Florida	Knee/November 13
76	Iupati, Mike	G	6-5	331	5/12/1987	8	Idaho	Tricep/September 30
31	Johnson, David	RB	6-1	224	12/16/1991	3	Northern Iowa	Wrist/September 12
22	Logan, T.J.	RB	5-10	195	9/3/1994	R	North Carolina	Wrist/September 4
80	Momah, Ifeanyi	TE	6-7	255	10/23/1989	3	Boston College	Ankle/November 13
62	Munyer, Daniel	C	6-1	305	3/4/1992	1	Colorado	Toe/November 6
3	Palmer, Carson	QB	6-5	235	12/27/1979	15	USC	Arm/October 26
23	Peterson, Adrian	RB	6-1	220	3/21/1985	11	Oklahoma	Neck/December 15
68	Veldheer, Jared	T	6-8	321	6/14/1987	8	Hillsdale	Ankle/December 12
29	Zamort, Ronald	CB	5-10	174	11/10/1991	1	Western Michigan	Knee/August 1

Practice Squad

No.	Name	Pos.	Ht.	Wt.	Birthdate	NFL		Hometown
						Exp.	College	
19	Agudosi, Carlton	WR	6-6	220	2/1/1994	R	Rutgers	Somerset, NJ
63	Anau, Peli	DL	6-3	282	10/26/1993	R	Northern Arizona	Phoenix, AZ
39	Carter, Jarell	CB	5-10	196	8/7/1995	R	Trinity International	Houston, TX
47	Dillon, K.J.	S	6-1	205	5/11/1994	2	West Virginia	Miami, FL
59	Dora, Vontarris	LB	6-4	256	9/7/1992	1	Louisiana Tech	West Point, MS
91	Okine, Earl	LB	6-6	262	1/4/1990	2	Florida	Gainesville, FL
17	Ross, Rashad	WR	6-0	180	2/2/1990	4	Arizona State	Vallejo, CA
15	Russell, Alonzo	WR	6-4	210	9/29/1992	1	Toledo	Washington, DC
65	Tasini, Pasoni	DL	6-3	307	5/31/1993	R	Utah	Wailuku, HI
38	Victor, Darius	RB	5-8	209	3/18/1994	R	Towson	Hyattsville, MD

Practice Squad/Injured Reserve

No.	Name	Pos.	Ht.	Wt.	Birthdate	NFL		Injury/Date Listed
						Exp.	College	
81	Denham Jr., Anthony	TE	6-4	246	7/21/1991	2	Utah	Knee/November 30

2017 NFL STANDINGS AND SCHEDULE

	W	L	T	Div	Conf	Wk 1	Wk 2	Wk 3	Wk 4	Wk 5	Wk 6	Wk 7	Wk 8	Wk 9	Wk 10	Wk 11	Wk 12	Wk 13	Wk 14	Wk 15	Wk 16	Wk 17	
NFC EAST																							
Philadelphia	12	2	0	5-0	10-1	at Was	at KC	NYG	at LAC	AZ	at Car	WAS	SF	DEN	(BYE)	at Dal	CHI	at Sea	at LAR	at NYG	OAK	DAL	
Dallas	8	6	0	4-1	6-4	NYG	at Den	at AZ	LAR	GB	(BYE)	at SF	at Was	KC	at Atl	PHI	LAC	WAS	at NYG	at Oak	SEA	at Phi	
Washington	6	8	0	1-4	5-6	PHI	at LAR	OAK	at KC	(BYE)	SF	at Phi	Dal	at Sea	MIN	at NO	NYG	at Dal	at LAC	AZ	DEN	at NYG	
NY Giants	2	12	0	0-5	0-10	at Dal	DET	at Phi	at TB	LAC	at Den	SEA	(BYE)	LAR	at SF	KC	at Was	at Oak	DAL	PHI	at AZ	WAS	
NFC NORTH																							
Minnesota	11	3	0	3-1	8-2	NO	at Pit	TB	DET	at Chi	GB	BAL	at Cle	(BYE)	at Was	LAR	at Det	at Atl	at Car	CIN	at GB	CHI	
Detroit	8	6	0	4-1	7-4	AZ	at NYG	ATL	at Min	CAR	at NO	(BYE)	PIT	at GB	CLE	at Chi	MIN	at Bal	at TB	CHI	at Cin	GB	
Green Bay	7	7	0	2-2	5-5	SEA	at Atl	CIN	CHI	at Dal	at Min	NO	(BYE)	DET	at Chi	BAL	at Pit	TB	at Cle	at Car	MIN	at Det	
Chicago	4	10	0	0-5	1-10	ATL	at TB	PIT	at GB	MIN	at Bal	CAR	at NO	(BYE)	GB	DET	at Phi	SF	at Cin	at Det	CLE	at Min	
NFC SOUTH																							
New Orleans	10	4	0	3-1	7-3	at Min	NE	at Car	at Mia	(BYE)	DET	at GB	CHI	TB	at Buf	WAS	at LAR	CAR	at Atl	NYJ	ATL	at TB	
Carolina	10	4	0	2-2	6-4	at SF	BUF	NO	at NE	at Det	PHI	at Chi	at TB	ATL	MIA	(BYE)	at NYJ	at NO	MIN	GB	TB	at Atl	
Atlanta	9	5	0	3-1	8-2	at Chi	GB	at Det	BUF	(BYE)	MIA	at NE	at NYJ	at Car	DAL	at Sea	TB	MIN	NO	at TB	at NO	CAR	
Tampa Bay	4	10	0	0-4	2-8	*(BYE)	CHI	at Min	NYG	NE	at AZ	at Buf	CAR	at NO	NYJ	at Mia	at Atl	at GB	DET	ATL	at Car	NO	
NFC WEST																							
LA Rams	10	4	0	4-1	7-4	IND	WAS	at SF	at Dal	SEA	at Jac	AZ	(BYE)	at NYG	HOU	at Min	NO	at AZ	PHI	at Sea	at Ten	SF	
Seattle	8	6	0	4-1	6-4	at GB	SF	at Ten	IND	at LAR	(BYE)	at NYG	HOU	WAS	at AZ	ATL	at SF	PHI	at Jac	LAR	at Dal	AZ	
Arizona	6	8	0	2-3	2-3	at Det	at Ind	DAL	SF	at Phi	IB	at LAR	(BYE)	at SF	SEA	at Hou	JAC	LAR	TEN	at Was	NYG	at Sea	
San Francisco	4	10	0	0-5	2-9	CAR	at Sea	LAR	at AZ	at Ind	at Was	DAL	at Phi	AZ	NYG	(BYE)	SEA	at Chi	at Hou	TEN	JAC	at LAR	
AFC EAST																							
New England	11	3	0	3-1	8-2	KC	at NO	HOU	CAR	at TB	at NYJ	ATL	LAC	(BYE)	at Den	at Oak	MIA	at Buf	at Mia	Wk 14	Wk 15	Wk 16	Wk 17
Buffalo	8	6	0	2-2	6-4	NYJ	at Car	DEN	at Atl	at Cin	(BYE)	TB	OAK	at NYJ	NO	at LAC	at KC	NE	IND	MIA	at NE	Mia	
Miami	6	8	0	2-3	5-5	*(BYE)	at LAC	at NYJ	NO	TEN	at Atl	NYJ	at Bal	OAK	at Car	TB	at NE	DEN	NE	at Buf	at KC	BUF	
NY Jets	5	9	0	2-3	5-5	at Buf	at Oak	MIA	JAC	at Cle	NE	at Mia	ATL	BUF	at TB	(BYE)	CAR	KC	at Den	at NO	LAC	at NE	
AFC NORTH																							
Pittsburgh	11	3	0	5-0	8-2	at Cle	MIN	at Chi	at Bal	JAC	at KC	CIN	at Det	(BYE)	at Ind	TEN	GB	Wk 13	Wk 14	Wk 15	Wk 16	Wk 17	
Baltimore	8	6	0	3-2	6-4	at Cin	CLE	at Jac	PIT	at Oak	CHI	at Min	MIA	at Ten	(BYE)	at GB	HOU	DET	at Pit	at Cle	IND	CIN	
Cincinnati	5	9	0	2-3	5-6	BAL	HOU	at GB	at Cle	BUF	(BYE)	at Pit	IND	at Jac	at Ten	at Den	CLE	PIT	CHI	at Min	DET	at Bal	
Cleveland	0	14	0	0-5	0-11	PIT	at Bal	at Ind	CIN	NYJ	at Hou	TEN	MIN	(BYE)	at Det	JAC	at Cin	at LAC	GB	BAL	at Chi	at Pit	
AFC SOUTH																							
Jacksonville	10	4	0	4-1	9-2	at Hou	TEN	BAL	at NYJ	Wk 4	Wk 5	Wk 7	Wk 8	Wk 9	Wk 10	Wk 11	Wk 12	Wk 13	Wk 14	Wk 15	Wk 16	Wk 17	
Tennessee	8	6	0	4-1	7-4	OAK	at Jac	SEA	at Hou	IND	LAR	at Ind	(BYE)	CIN	LAC	at Cle	at AZ	IND	IND	SEA	HOU	at Ten	
Houston	4	10	0	1-4	3-7	JAC	at Cin	at NE	TEN	KC	CLE	(BYE)	at Sea	IND	at LAR	AZ	at Bal	at Ten	SF	at Jac	PIT	at Ind	
Indianapolis	3	11	0	1-4	2-8	at LAR	AZ	CLE	at Sea	SF	at Ten	JAC	at Cin	at Hou	PIT	(BYE)	TEN	at Jac	at Buf	DEN	at Bal	HOU	
AFC WEST																							
Kansas City	8	6	0	4-1	6-4	at NE	PHI	at LAC	WAS	at Hou	PIT	at Oak	DEN	at Dal	(BYE)	at NYG	BUF	at NYJ	OAK	LAC	MIA	at Den	
LA Chargers	7	7	0	2-3	4-6	at Den	MIA	KC	PHI	at NYG	at Oak	DEN	at NE	(BYE)	at Jac	BUF	at Dal	CLE	WAS	at KC	at NYJ	OAK	
Oakland	6	8	0	2-3	5-6	at Ten	NYJ	at Was	at Den	BAL	LAC	at Buf	at Mia	(BYE)	NE	DEN	at KC	NYG	at KC	DAL	at Phi	at LAC	
Denver	5	9	0	2-3	4-7	LAC	DAL	at Buf	OAK	(BYE)	NYG	at LAC	at KC	at Phi	NE	CIN	at Oak	at Mia	NYJ	at Ind	at Was	KC	

* played in Week 11

Bolded and Underlined Opponent - win