

2017 TAMPA BAY BUCCANEERS
MEDIA INFORMATION



VS



Game 13

VS. DETROIT LIONS

DECEMBER 10TH - 1:00 PM ET



SIEGE
THE  **DAY**



TAMPA BAY BUCCANEERS
2017 WEEKLY PRESS RELEASE
COMMUNICATIONS

ONE BUCCANEER PLACE, TAMPA FLORIDA
TEL (813) 554-1311
FAX (813) 387-6317

TAMPA BAY BUCCANEERS vs. **LIONS**



TAMPA BAY BUCCANEERS (4-8) VS. DETROIT LIONS (6-6)

SUNDAY, DECEMBER 10, 1:00 P.M. ET

LAMBEAU FIELD (64,428)

NETWORK TELEVISION: FOX

PLAY-BY-PLAY: KENNY ALBERT **ANALYST:** RONDE BARBER **SIDELINE:** KRISTINA PINK

BUCS RADIO: 98ROCK, FLAGSHIP STATION (WXTB-97.9 FM)

PLAY-BY-PLAY: GENE DECKERHOFF **ANALYST:** DAVE MOORE **SIDELINE:** T.J. RIVES

LAST GAME: TAMPA BAY LOST AT GREEN BAY, 26-20 (OT); DETROIT LOST AT BALTIMORE, 44-20

ALL-TIME SERIES

Detroit leads the all-time series 30-26 in the regular season, but the teams have split the series, 4-4, since division realignment in 2002. In the most recent matchup between the teams, Detroit won 34-17 in 2014. In 2013, Tampa Bay broke a two-game streak by the Lions, with a 24-21 Buccaneers victory in Detroit. Tampa prevailed 20-10 in a Wild Card playoff win in Tampa during the 1997 season. The teams first met in 1977, a 16-7 Lions victory at the Silverdome. The Bucs' first win over the Lions came in the 1979 season opener, a 31-16 triumph that propelled Tampa Bay to its first NFC Central title. Two years later, the Bucs captured their second division crown with a 20-17 win at Detroit on the season's final Sunday. The series see-sawed throughout the 1980s, with the Lions holding a 10-9 edge. Detroit went on a five-game streak starting in 1994. The Bucs ended the streak in 1997 with a 24-17 win in Pontiac. Later that year, Tampa Bay said farewell to Tampa Stadium with a 20-10 Wild Card victory over the Lions before 73,361 fans.

REGULAR SEASON SERIES BY THE NUMBERS

Overall Regular Season Series	Detroit leads, 30-26
Home Record vs. Detroit Lions	14-21-1
Road Record vs. Detroit Lions	13-16
Current Streak	Lions, one game (2014)
Buccaneers Longest Streak	Four games (11/11/01-10/02/05)
Lions Longest Streak	Five games (11/13/94-9/29/96)
Regular Season Point Total	Buccaneers 977 – Lions 1,199
Most Points, Buccaneers	38, twice, last Buccaneers 38-20 (2008)
Most Points, Lions	38, twice, last Lions 38-7 (10/25/92)
Most Points, both teams	59, Lions 38-21 (9/9/90)
Fewest Points, Buccaneers	0, three times, last Lions 27-0 (9/29/96)
Fewest Points, Lions	10, four times, last Buccaneers 31-10 (9/17/00)
Fewest Points, both teams	11, Lions 11-0 (9/4/83)
Largest Win, Buccaneers	21 points, Buccaneers 31-10 (9/17/00)
Largest Win, Lions	31 points, Lions 38-7 (10/25/92)

2017 Schedule and Results (4-8)

DATE	OPPONENT (TV)	TIME/RESULT
	Bye Week	
9/17	CHICAGO (FOX)	W, 29-7
9/24	at Minnesota (FOX)	L, 34-17
10/1	N.Y. GIANTS (FOX)	W, 25-23
10/5	NEW ENGLAND (CBS/NFLN/Amazon)	L, 19-14
10/15	at Arizona (FOX)	L, 38-33
10/22	at Buffalo (FOX)	L, 30-27
10/29	CAROLINA (FOX)	L, 17-3
11/5	at New Orleans (FOX)	L, 30-10
11/12	N.Y. JETS (CBS)	W, 15-10
11/19	at Miami (FOX)	W, 30-20
11/26	at Atlanta (FOX)	L, 34-20
12/3	at Green Bay (FOX)	L, 26-20
12/10	DETROIT (FOX)	1:00 PM
12/18	ATLANTA (ESPN)	8:30 PM
12/24	at Carolina (FOX)	1:00 PM
12/31	NEW ORLEANS (FOX)^	1:00 PM

HOME GAMES IN ALL CAPS - All Times Eastern
 ^ Subject to Flexible Scheduling

BUCCANEERS PR TWITTER AND MEDIA SITE

The Tampa Bay Buccaneers Communications staff is on Twitter: **@BuccaneersComms**, the department's official Twitter account, which provides media members with the latest updates on schedules and transactions, as well as notes and facts about the team and its activities.

For all of the team's publicity material, visit **media.buccaneers.com**. There, users will find updated statistics, game notes, bios, rosters, the 2017 Buccaneers Media Guide and more, plus the latest releases from the team.

Nelson Luis
 Vice President of Communications
 nluis@buccaneers.nfl.com

Michael Pehanich
 Sr. Communications Manager
 mpehanich@buccaneers.nfl.com

Allen Barrett
 Communications Manager
 abarrett@buccaneers.nfl.com

Chris King
 Communications Coordinator
 cking@buccaneers.nfl.com

Brooke Skelley
 Communications Assistant
 bskelley@buccaneers.nfl.com

STATISTICAL COMPARISON

A look at how the teams match up in the 2017 season rankings:

Category	Tampa Bay	Detroit
Total Offense	13th (349.7 ypg)	15th (337.1 ypg)
Rushing Offense	28th (88.1 ypg)	31st (78.3 ypg)
Passing Offense	5th (261.6 ypg)	6th (258.8 ypg)
Total Defense	31st (385.6 ypg)	26th (360.3 ypg)
Rushing Defense	23rd (118.3 ypg)	19th (114.9 ypg)
Passing Defense	31st (267.3 ypg)	27th (245.3 ypg)
Points Scored	22nd (20.3 ppg)	5th (26.2 ppg)
Points Allowed	t21st (24.0 ppg)	t26th (25.7 ppg)
Sacks	32nd (17.0)	24th (23.0)
Sacks Allowed	t11th (27.0)	t28th (39.0)
Turnover Margin	t7th (+6)	14th (+2)
Team Leaders	Tampa Bay	Detroit
Rushing Yards	Doug Martin (376)	Ameer Abdullah (505)
Rushing Touchdowns	P. Barber, D. Martin (2)	Ameer Abdullah (3)
Passer Rating	Jameis Winston (90.1)	Matthew Stafford (98.2 - 10th, NFL)
Passing Yards	Jameis Winston (2,190)	Matthew Stafford (3,302 - 2nd, NFL)
Passing Touchdowns	Jameis Winston (12)	Matthew Stafford (22 - t5th, NFL)
Receptions	Mike Evans (53)	Golden Tate (71 - 8th, NFL)
Receiving Yards	Mike Evans (735)	Marvin Jones Jr. (821)
Receiving Touchdowns	Cameron Brate (6 - t5th, NFL TEs)	Marvin Jones (8 - t4th, NFL)
Tackles	Lavonte David (71)	Tahir Whitehead (78)
Sacks	Gerald McCoy (5.0)	Anthony Zettel (6.5)
Interceptions	Justin Evans (3 - t1st, Rookies)	Darius Slay (4 - t4th, NFL)

PLANNED WEEKLY MEDIA SCHEDULE

WEDNESDAY, DECEMBER 6	THURSDAY, DECEMBER 7	FRIDAY, DECEMBER 8	SATURDAY, DECEMBER 9
10:20 a.m. - DET HC Jim Caldwell Conf. Call 11:45 a.m. - Open Locker Room (45 minutes) 12:45 p.m. - DC Mike Smith Media Availability 1:10 p.m. - Practice (Open first 30 minutes) 3:00 p.m. - HC Dirk Koetter Media Availability	11:25 a.m. - OC Todd Monken Media Availability 11:35 a.m. - Buccaneers QB Jameis Winston Availability/Open Locker Room (45 minutes) 1:10 p.m. - Practice (Open first 30 minutes) 2:45 p.m. - HC Dirk Koetter Media Availability	10:50 a.m. - Practice (Open first 30 minutes) 12:00 p.m. - Player Availability Immediately followed by HC Dirk Koetter Media Availability (On-field)	No Media Availability SUNDAY, DECEMBER 3 1:00 p.m. - Tampa Bay Buccaneers vs. Detroit Lions at Raymond James Stadium - ALL TIMES EASTERN -

LAST GAME

- On the game's opening possession, the Buccaneers drove 75 yards in 10 plays, taking up 5:08. The drive ended when QB **Jameis Winston** connected with TE **Cam Brate** on a 28-yard touchdown pass.

- Winston and Brate connected on another touchdown in the fourth quarter, when Winston threw an 11-yard score with 6:06 remaining in the game. Brate now has six touchdown catches this season and 17 in his career.

- Brate has 14 receiving touchdowns over the past two seasons, the second-most by any tight end in the NFL during that span.

2016-17 NFL MOST TOUCHDOWN RECEPTIONS - Tight Ends

Rank	Player	Team	TD
1.	Jimmy Graham	SEA	15
2.	Cam Brate	TB	14
3.	Kyle Rudolph	MIN	13
4.	Zach Ertz	PHI	11
4.	Hunter Henry	LAC	11
4.	Travis Kelce	KC	11

- **Jameis Winston** finished the game going 21-of-32 for 270 yards and two touchdowns, with no interceptions, for a 112.8 passer rating, his 12th career game with a passer rating over 100 and his third this season.

- Winston now has 62 career passing touchdowns, passing Steve DeBerg for the sixth-most in franchise history.

MOST TOUCHDOWN PASSES - (Team History)

Rank	Player	TDs
1.	Josh Freeman, 2009-13	80
2.	Vinny Testaverde, 1987-92	77
3.	Doug Williams, 1978-82	73
4.	Trent Dilfer, 1994-99	70
5.	Brad Johnson, 2001-04	64
6.	Jameis Winston, 2014-Pres.	62
7.	Steve DeBerg, 1984-93	61
8.	Craig Erickson, 1992-94	34
9.	Brian Griese, 2004-08	32
10.	Mike Glennon, 2013-Pres.	29

- Winston now has 10,322 career passing yards career passing touchdowns, passing **Joe Flacco** for the 10th-most by a player through their first three seasons in NFL history.

MOST PASSING YARDS BY A PLAYER IN HIS FIRST THREE SEASONS

Rank	Player	Yards
1.	Andrew Luck (IND, 2012-14)	12,957
2.	Peyton Manning (IND, 1998-2000)	12,287
3.	Dan Marino (MIA, 1983-85)	11,431
4.	Andy Dalton (CIN, 2011-13)	11,360
5.	Cam Newton (CAR, 2011-13)	11,299
6.	Ryan Tannehill (MIA, 2012-14)	11,252
7.	Blake Bortles (JAC, 2014-16)	11,241
8.	Derek Carr (OAK, 2014-16)	11,194
9.	Drew Bledsoe (NE, 1993-95)	10,556
10.	Jameis Winston (TB, 2015-17)	10,322

- The Buccaneers got the game's first takeaway in the second quarter when S **Justin Evans** intercepted a pass from Packers QB **Brett Hundley** at the Tampa Bay 37-yard line, returning the interception 29 yards, to the Green Bay 34-yard line.

- Evans now has three interceptions this season, which leads the team and ranks tied for fourth among Buccaneers rookies all-time.

MOST INTERCEPTIONS BY A ROOKIE - (Team History)

Rank	Player	INT
1.	CB Donnie Abraham, 1996	5
1.	S David Greenwood, 1985	5
3.	CB Aqib Talib, 2008	4
4.	CB Johnthan Banks, 2013	3
4.	S Tony Covington, 1991	3
4.	S Justin Evans, 2017	3
4.	CB Leonard Johnson, 2012	3
4.	CB Vito McKeever, 1986	3

- Over the past two seasons, Tampa Bay's defense has been one of the best in the NFL at taking the ball away, ranking second in the NFL in takeaways, while leading the league in both forced fumbles and fumble recoveries, and ranking fourth in interceptions.

NFL MOST TAKEAWAYS (2016-17)

Rank	Team	Takeaways
1.	Baltimore Ravens	57
2.	Tampa Bay Buccaneers	50
3.	Los Angeles Chargers	49
4.	Philadelphia Eagles	48
5.	Kansas City Chiefs	47

LAST GAME

NFL MOST INTERCEPTIONS (2016-17)

Rank	Team	INT
1.	Baltimore Ravens	38
2.	Los Angeles Chargers	33
3.	Philadelphia Eagles	32
4.	Tampa Bay Buccaneers	27
4.	Kansas City Chiefs	27

- Tampa Bay added three more points on a 36-yard field goal from K **Patrick Murray** with 17 seconds remaining in the first half. Murray's field goal finished off a 12-play, 52-yard drive that lasted 4:04.

- Murray added a 30-yard field goal in the fourth quarter, capping off an 11-play, 68-yard drive that lasted 5:21.

- This season, Murray has made 14-of-16 field goal attempts, an 87.5 success rate, the second-highest single-season mark in team history. In his Buccaneers career, Murray has made 85.0 percent of his field goal attempts, the highest percentage of any kicker with at least 30 attempts.

- On the opening possession of the second half, Green Bay was facing third-and-four at their own 44-yard line when Buccaneers DE **Will Clarke** sacked Packers QB **Brett Hundley** to bring up fourth down.

- **Clarke** added another sack later in the third quarter, again bringing down **Hundley** on third down, dropping the Packers QB for a seven-yard loss on third-and-five at the Green Bay four-yard line. This is Clarke's first career multi-sack game. Clarke now has 3.0 sacks this season and 7.5 in his career.

- RB **Peyton Barber** got his first career start in the game. He finished the game with 143 yards of offense (102 rushing, 41 receiving). He is the first Buccaneers player with a 100-yard rushing game this season (last: **Jacquizz Rodgers**, 154 yards at San Francisco, 10/23/16). He is the first player to lead the Buccaneers in rushing and receiving in the same game since 2012 (**Doug Martin**, at Minnesota, 10/25/12);

- WR **Mike Evans** had two catches for 33 yards in the game. He now has 4,313 career receiving yards, passing TE **Jimmie Giles** for the fourth-most in franchise history.

SINGLE SEASON FIELD GOAL PERCENTAGE LEADERS (Team History)

Player (Season)	FGM	FGA	Pct.
1. Connor Barth (2011)	26	28	92.9
2. Patrick Murray (2017)	14	16	87.5
3. Steve Christie (1990)	23	27	85.2
4. Connor Barth (2012)	28	33	84.8
4. Matt Bryant (2007)	28	33	84.8

CAREER FIELD GOAL PERCENTAGE LEADERS (Team History - Min. 30 FGA)

Player (Years)	FGM	FGA	Pct.
1. Patrick Murray (2014, 2017)	34	40	85.0
2. Connor Barth (2009-12, 2015)	114	136	83.8
3. Matt Bryant (2005-08)	98	118	83.1
4. Steve Christie (1990-91)	38	47	80.9
5. Martin Gramatica (1999-2004)	137	179	76.5

MOST RECEIVING YARDS - (Team History)

Rank	Player	Yards
1.	WR Mark Carrier, 1987-92	5,018
2.	WR Kevin House, 1980-86	4,928
3.	WR Vincent Jackson, 2012-2016	4,326
4.	WR Mike Evans, 2014-Pres.	4,313
5.	TE Jimmie Giles, 1978-86	4,300
6.	WR Joey Galloway, 2004-08	3,912
7.	WR Keyshawn Johnson, 2000-03	3,828
8.	RB James Wilder, 1981-89	3,492
9.	WR Gerald Carter, 1981-87	3,443
10.	WR Mike Williams, 2010-13	2,947

- WR **Bobo Wilson** made his NFL debut in the game.

NEW AND NOTABLE

TAKING THE BALL AWAY

Over the past two seasons, Tampa Bay has been one of the best teams at forcing opponent turnovers, ranking first in the league in forced fumbles and fumble recoveries, second in takeaways and tied for fourth in interceptions.

2016-17 NFL MOST TAKEAWAYS

Team	INT	FR	Takeaway
1. Baltimore Ravens	38*	19	57
2. Tampa Bay Buccaneers	27	23*	50
3. Los Angeles Chargers	33	16	49
4. Philadelphia Eagles	32	16	48
4. Kansas City Chiefs	27	20	47

*Most in the NFL during timeframe

The Buccaneers have also been one of the best teams in the NFL at taking opponent turnovers and turning them into points, the fifth-most takeaway points in the NFL over the past two seasons.

2016-17 NFL MOST TAKEAWAY POINTS

Team	2016 TA Pts.	2017 TA Pts.	Total
1. Baltimore Ravens	80	104	163
2. Arizona Cardinals	108	51	159
3. Denver Broncos	117	37	154
3. Kansas City Chiefs	105	49	154
5. Tampa Bay Buccaneers	81	72	153

The Buccaneers know how valuable taking the ball away is and, as a result, know the importance of winning the turnover battle. This season Tampa Bay is tied for the seventh-best turnover margin in the NFL.

2017 NFL TURNOVER MARGIN

Team	Giveaways	Takeaways	Margin
1. Baltimore Ravens	15	29	+14
2. Jacksonville Jaguars	15	27	+12
3. Los Angeles Chargers	10	21	+11
4. New England Patriots	8	17	+9
5. Philadelphia Eagles	15	22	+7
5. Seattle Seahawks	12	19	+7
7. Tampa Bay Buccaneers	15	21	+6
7. Buffalo Bills	14	20	+6
7. Kansas City Chiefs	8	14	+6
7. Los Angeles Rams	15	21	+6

EXCELLENT EVANS 2.0

Buccaneers rookie safety Justin Evans has played in all 12 games for Tampa Bay this season, including starting the last nine. Since entering the starting lineup, he has been one of the top safeties in the NFL, tying for the fifth-most tackles (54), tying for the sixth-most passes defended (6) and tying for the third-most interceptions (3) among safeties during that time.

On the year, Evans' three interceptions are tied for 11th in the NFL and are tied for fifth in the league during since Week 5

2017 NFL MOST INTERCEPTIONS - Since Week 5

Rank	Player	Team	INT
1.	S Kevin Byard	TEN	5
2.	S Tre Boston	LAC	4
2.	CB Casey Hayward	LAC	4
2.	CB Damarious Randall	GB	4
5.	S Justin Evans	TB	3
5.	Six others tied		3

Evans' three interceptions are tied for the lead among NFL rookies.

2017 NFL MOST INTERCEPTIONS - Rookies

Rank	Player	Team	INT
1.	S Justin Evans	TB	3
1.	S Malik Hooker	IND	3
1.	CB Tre'Davious White	BUF	3
4.	LB Dylan Cole	HOU	2
4.	CB Rasul Douglas	PHI	2
4.	DB Marlon Humphrey	BAL	2
4.	CB Marshon Lattimore	CB	2
4.	S Marcus Maye	NYJ	2

TAKING THE AIR OUT

Against the Green Bay in Week 12, the Buccaneers limited the Packers to just 77 net passing yards, the third-lowest mark allowed by a Buccaneers defense in the past 10 seasons.

BUCCANEERS FEWEST NET PASSING YARDS ALLOWED (Past 10 Seasons)

Opponent	Date	Net Yds.
1. Carolina Panthers	10/18/09	66
2. Seattle Seahawks	10/19/08	73
3. Green Bay Packers	12/3/17	77
4. Seattle Seahawks	12/26/10	84
5. Detroit Lions	11/23/08	99

Team

- Tampa Bay held Green Bay to 77 net passing yards. If the team holds Detroit to less than 100 net passing yards, it will mark only the fourth time in team history that the Buccaneers have held an opponent to under 100 passing yards in consecutive games (last: 9/12/99 vs. NYG-9/19/99 at PHI).
- Tampa Bay rushed for 165 yards at Green Bay. If the team rushes for at least 160 yards against Detroit, it would mark the first time posting consecutive games with 160 or more rushing yards since 2015 (10/11/15 vs. JAC-10/25/15 at WAS).
- Tampa Bay has 3,139 passing yards this season and needs 291 more to pass 1981 (3,429) for the 10th-most, 307 more to pass 2002 (3,445) for the ninth-most, 336 more to pass 2004 (3,474) for eighth-most, 407 more to pass 1984 (3,545) for seventh-most, 481 more to pass 2008 (3,619) for sixth-most and 512 more to pass 2011 (3,650) for the fifth-most passing yards in a single season in team history.
- Tampa Bay has totaled at least 5,500 yards in each of the past two seasons, the longest such streak in team history. With at least 1,304 more yards this season, the team would extend that record.
- Tampa Bay has scored at least 325 points in each of the past two seasons, tied for the longest such streak in team history (also 2007-08). With at least 82 more points this season, the team will set a record for most consecutive seasons with at least 325 points
- Tampa Bay totaled 29 takeaways in 2016 and, with at least eight more takeaways this season, would have consecutive seasons with 29 or more takeaways for the first time since 2007-09.

TE Cameron Brate

- At Green Bay, Brate caught two touchdowns. With two touchdown receptions against Detroit, it would mark only the third time in franchise history that a player has posted consecutive games with multiple touchdown catches (also: Vincent Jackson, 10/13/13 vs. PHI-10/20/13 at ATL; Horace Copeland, 10/24/93 vs. GB-10/31/93 at ATL)
- Brate has 17 career touchdown catches. He needs one more to pass Gerald Carter (17 from 1981-87) and Keyshawn Johnson (17 from 2000-03) for 10th-most, three more to tie Vincent Jackson (20 from 2012-16) for ninth-most and eight more to tie Bruce Hill (23 from 1987-91) for the eighth-most touchdown receptions in team history.
- Brate has 118 career receptions. He needs 12 more to pass Alex Smith (129 from 2005-08) for sixth-most and 20 more to pass Jackie Harris (137 from 1994-97) for the fifth-most receptions by a tight end in team history.
- Brate has 1,446 career receiving yards. He needs 195 more to pass Jackie Harris (1,634 from 1994-97) for the fifth-most receiving yards by a tight end in team history.
- Brate's 1,446 career receiving yards are the second-most by an undrafted player in franchise history. He needs 255 more to pass Karl Williams (1,700 from 1996-2003) for the most receiving yards by an undrafted player in team history.

LB Lavonte David

- David has 18.0 career sacks, and needs 11 more to pass Broderick Thomas (26.5 from 1989-93) for the most sacks by a linebacker in franchise history.
- David has 10 career interceptions, and needs one more to pass Dave Lewis (10 from 1977-81) for second-most, and 15 more to tie Derrick Brooks (25 from 1995-2008) for the most interceptions by a linebacker in franchise history.

LB Lavonte David (Cont.)

- David has 10 career fumble recoveries, tied for the third-most in team history. He needs one more to tie John Cannon (11 from 1982-90) for second-most, and two more to tie Ronde Barber (12 from 1997-2012) for the most fumble recoveries in franchise history.
- David has four fumble recoveries this season, tied for the most in a single season in team history. He needs one more to set a new single-season franchise record for fumble recoveries.
- David has three career defensive touchdowns and needs one more to tie for the third-most in franchise history (David Logan, 1979-96; Mike Washington, 1976-84).

WR Mike Evans

- Evans surpassed 1,000 receiving yards in each of his first three seasons and, with 265 or more receiving yards this season, will join A.J. Green (2011-14) and Randy Moss (1998-2001) as the only players in NFL history to record 1,000 or more receiving yards in each of their first four seasons. Evans would become the first player in franchise history to have four consecutive 1,000-yard receiving seasons and his four 1,000-yard receiving seasons would be the most by any player in team history.
- Evans has recorded 4,313 receiving yards in his first four seasons and needs 18 more this season to pass Julio Jones (4,330 from 2011-14) for 10th-most, 101 more to pass T.Y. Hilton (4,413 from 2012-15) for ninth-most, 112 more to pass Odell Beckham (4,424 from 2014-17) for eighth-most, 175 more to pass DeAndre Hopkins (4,487 from 2013-16) for seventh-most, 232 more to pass Larry Fitzgerald (4,544 from 2004-07) for sixth-most, 293 more to pass Anquan Boldin (4,605 from 2003-06) for fifth-most, 561 more to pass A.J. Green (4,874 from 2011-14) for fourth-most, 569 more to pass Jerry Rice (4,881 from 1985-88) for third-most, 775 more to pass Torry Holt (5,088 from 1999-2002) and 1,84 more to pass Randy Moss (5,396 from 1998-2001) for the most receiving yards in a players' first four seasons since the 1970 NFL/AFL merger.
- Evans has recorded 31 receiving touchdowns in his first four seasons and with five more this season, will tie Antonio Freeman (36 from 1995-98), Joey Galloway (36 from 1995-98) and Daryl Turner (36 from 1984-87) for eighth-most, six more will tie Andre Rison (37 from 1989-92) for seventh-most, nine more will tie Dez Bryant (40 from 2010-13) and John Jefferson (40 from 1978-81) for fifth-most, 10 more will tie Jimmy Graham (41 from 2010-13) for fourth-most, 13 more will tie Rob Gronkowski (42 from 2010-13) for third-most, 18 more will tie Jerry Rice (49 from 1985-88) for second-most and 22 more will tie Randy Moss (53 from 1998-2001) for the most receiving touchdowns in a players' first four seasons since the 1970 NFL/AFL merger.
- Evans has recorded 4,313 career receiving yards and needs 14 more to pass Vincent Jackson (4,326 from 2012-16) for third-most, 616 more to pass Kevin House (4,928 from 1980-86) for second-most and 706 more to pass Mark Carrier (5,018 from 1987-92) for the most receiving yards in franchise history.
- Evans has 31 career receiving touchdowns and needs one more to pass Kevin House (31 from 1980-86) for second-most and three more to tie Jimmie Giles (34 from 1978-86) for the most receiving touchdowns in franchise history.
- Evans has 31 touchdowns from scrimmage as a Buccaneer and needs one more to pass Kevin House (31 from 1980-86) for fourth-most, three more to tie Jimmie Giles (34 from 1978-86) for third-most and 15 more to tie James Wilder (46 from 1981-89) for the second-most touchdowns in franchise history.

WHAT TO WATCH FOR

WR Mike Evans (Cont.)

- Evans has recorded 291 career receptions and needs eight more to pass Keyshawn Johnson (298 from 2000-03) for fifth-most, 15 more to pass Mike Alstott (305 from 1996-2006) for fourth-most, 16 more to pass RB Warrick Dunn (306 from 1997-2001, 2008) for third-most, 31 more to pass Mark Carrier (321 from 1987-92) for second-most and 139 more to pass James Wilder (430 from 1981-89) for the most receptions in franchise history.

TE O.J. Howard

- Howard has four receiving touchdowns this season, tied for the fifth-most by a rookie in team history. He needs one more to pass Reidel Anthony (four in 1997) and Horace Copeland (four in 1993) and tie Kevin House (five in 1980) and Tim Wright (five in 2013) for the fourth-most, three more to tie Michael Clayton (seven in 2004) for the third-most, seven more to tie Mike Williams (11 in 2010) for second-most and eight more to tie Mike Evans (12 in 2014) for the most receiving touchdowns by a Buccaneers rookie.

WR DeSean Jackson

- Jackson has 33 career 100-yard receiving games, the fourth-most of any active player and the fifth-most by any player since he entered the league in 2008.
- Jackson has 49 receiving touchdowns in his career and needs two touchdowns more to reach 50 for his career.
- Jackson has four receiving touchdowns of 80 or more yards and needs one more to tie the NFL record of five, shared by Derrick Alexander, Lance Alworth, Bob Hayes and Jerry Rice.
- Jackson has 22 touchdowns of 60 or more yards (including returns) and needs one more to tie Jerry Rice (23) for the most total touchdowns of 60 or more yards in NFL history.
- Jackson has 26 career touchdowns of 50 or more yards and needs one more to tie Terrell Owens (27) for the third-most total touchdowns of 50 or more yards since the 1970 NFL merger.

RB Doug Martin

- Martin has 11 100-yard rushing games as a Buccaneer and needs one more to pass Warrick Dunn (11 from 1997-2001, 2008) for second-most and four more to pass James Wilder (14 from 1981-89) for the most 100-yard rushing games in franchise history.
- Martin has 4,603 rushing yards as a Buccaneer and needs 367 more to pass Warrick Dunn (4,969 from 1997-2001, 2008) for third-most, 453 more to pass Mike Alstott (5,088 from 1996-2006) for second-most and 1,355 more to pass James Wilder (5,957 from 1981-89) for the most rushing yards in team history.
- Martin has 25 rushing touchdowns as a Buccaneer and needs 12 more to pass Errict Rhett (37 from 1981-89) for the second-most rushing touchdowns in franchise history.
- Martin has 27 touchdowns from scrimmage as a Buccaneer and one more to pass Mark Carrier (27 from 1987-92) for the seventh-most and tie Warrick Dunn (28 from 1997-2001, 2008) and Joey Galloway (28 from 2004-08) for fifth-most and four more to tie Kevin House (31 from 1980-86) and Mike Evans (31 from 2014-Pres.) for fourth-most touchdowns in franchise history.
- Martin has 5,670 yards from scrimmage as a Buccaneer and needs 54 more to pass Michael Pittman (5,723 from 2002-07) for the fourth-most scrimmage yards in team history.

DT Gerald McCoy

- McCoy has six career multi-sack games and needs one more to Broderick Thomas (seven from 1989-1993) for the fourth-most in franchise history and pass David Logan (six from 1979-86) for the second-most by a defensive tackle in team history.

QB Jameis Winston

- Winston has four games this season with at least 300 passing yards, tied for the most in a single season in team history. He needs one more to pass Brad Johnson (four in 2003), Vinny Testaverde (four in both 1988 & 1989) and Doug Williams (four in both 1980 & 1981) for the most 300-yard passing games in a single season in team history.
- Winston has seven career games with at least three touchdown passes, the second-most in team history. He needs one more to tie Brad Johnson (eight from 2001-03) for the most such games in team history.
- Winston has nine career games with at least 300 passing yards, the third-most in team history. He needs one more to tie Doug Williams (10 from 1978-82) for second-most and three more to tie Vinny Testaverde (12 from 1987-82) for the most such games in team history.
- Winston has 12 career games with a passer rating over 100, tied for the third-most in team history. He needs two more to tie Trent Dilfer (14 from 1995-99) and Josh Freeman (14 from 2009-13) for the most such games in team history.
- Winston has recorded 62 touchdown passes through his first three seasons and needs one more this season needs to tie Ryan Tannehill (63 from 2012-14) for 10th-most, two more to tie Cam Newton (64 from 2011-13) for ninth-most, four more to tie Matt Ryan (66 from 2008-10) for eighth-most, seven more to tie Blake Bortles (69 from 2014-16) for seventh-most, 10 more to tie Russell Wilson (72 from 2012-14) for sixth-most, 18 more to tie Andy Dalton (80 from 2011-13) for fifth-most, 19 more to tie Derek Carr (81 from 2014-16) for fourth-most, 23 more to tie Peyton Manning (85 from 1998-2000) for third-most, 24 more to tie Andrew Luck (86 from 2012-14) for second-most and 36 more to tie Dan Marino (98 from 1983-85) for the most passing touchdowns by a player from their rookie season through their third season.
- Winston has 10,322 passing yards through his first two seasons and needs 335 more to pass Drew Bledsoe (10,556 from 1993-95) for ninth-most, 908 more to pass Derek Carr (11,194 from 2014-16) for eighth-most, 1,020 more to pass Blake Bortles (11,241 from 2014-16) for seventh-most, 1,031 more to pass Ryan Tannehill (11,252 from 2012-14) for sixth-most, 1,078 more to pass Cam Newton (11,299 from 2011-13) for fifth-most, 1,139 more to pass Andy Dalton (11,360 from 2011-13) for fourth-most, 1,210 more to pass Dan Marino (11,431 from 1983-85) for third-most, 2,066 more to pass Peyton Manning (12,287 from 1998-2000) for second-most and 2,736 more to pass Andrew Luck (12,957 from 2012-14) for the most passing yards by a player from their rookie season through their third season.
- Winston has 62 career touchdown passes and needs two more to tie Brad Johnson (64 from 2001-04) for fifth-most, eight more to tie Trent Dilfer (70 from 1994-99) for fourth-most, 11 more to tie Doug Williams (73 from 1978-82) for third-most, 15 to tie Vinny Testaverde (77 from 1987-92) for second-most and 18 more to tie Josh Freeman (80 from 2009-13) for the most passing touchdowns in franchise history.
- Winston has 10,322 career passing yards and needs 719 more to pass Brad Johnson (10,940 from 2001-04) for fifth-most, 2,426 more to pass Doug Williams (12,648 from 1978-82) for fourth-most and 2,747 more to pass Trent Dilfer (12,969 from 1994-99) for the third-most passing yards in franchise history.

HEAD TO HEAD

LAST REGULAR SEASON MEETING

Detroit leads 30-26 (Regular Season)

Season	Result	Site
1977	L, 16-7	Detroit
1978	L, 15-7	Tampa
	L, 34-23	Detroit
1979	W, 31-16	Tampa
	W, 16-14	Detroit
1980	L, 24-10	Tampa
	L, 27-14	Detroit
1981	W, 28-10	Tampa
	W, 20-17	Detroit
1982	W, 23-21	Tampa
1983	L, 11-0	Tampa
	L, 23-20	Detroit
1984	W, 21-17	Tampa
	L, 13-7*	Detroit
1985	L, 30-9	Detroit
	W, 19-16	Tampa
1986	W, 24-20	Detroit
	L, 38-17	Tampa
1987	W, 31-27	Detroit
	L, 20-10	Tampa
1988	W, 23-20	Detroit
	W, 21-10	Tampa
1989	L, 17-16	Tampa
	L, 33-7	Detroit
1990	W, 38-21	Detroit
	W, 23-20	Tampa
1991	L, 31-3	Detroit
	W, 30-21	Tampa
1992	W, 27-23	Detroit
	L, 38-7	Tampa
1993	W, 27-10	Tampa
	L, 23-0	Detroit
1994	W, 24-14	Tampa
	L, 14-9	Detroit
1995	L, 27-24	Detroit
	L, 37-10	Tampa
1996	L, 21-6	Detroit
	L, 27-0	Tampa
1997	W, 24-17	Detroit
	L, 27-9	Tampa
1998	L, 27-6	Detroit
	L, 28-25	Tampa
1999	L, 20-3	Detroit
	W, 23-16	Tampa
2000	W, 31-10	Detroit
	L, 28-14	Tampa
2001	W, 20-17	Detroit
	W, 15-12	Tampa
2002	W, 23-20	Detroit
2005	W, 17-13	Tampa
2007	L, 23-16	Detroit
2008	W, 38-20	Detroit
2010	L, 23-20*	Tampa
2011	L, 27-20	Tampa
2013	W, 24-21	Detroit
2014	L, 34-17	Detroit

*Overtime

Tampa Bay leads 1-0 (Playoffs)

Season	Result	Site
1997	W, 20-10*	Tampa

*1997 NFC Wild Card Game

Detroit 34, Tampa Bay 17 (December 7, 2014)

DETROIT – In Week 14, the Tampa Bay Buccaneers lost a tough road match against the Detroit Lions, falling 34-17. Detroit began the game with a drive to the Tampa Bay 24, where they faced fourth-and-one. The Tampa Bay defense held strong, forcing a turnover on downs and taking over possession of the ball. However, the Buccaneers offense went three-and-out, punting the ball 43 yards to the Detroit 30. The Lions scored the first points of the day on the ensuing drive, as quarterback Matthew Stafford found wide receiver Calvin Johnson on a six-yard touchdown pass. The Buccaneers were able to answer with a 54-yard field goal by kicker Patrick Murray to make the score 7-3, Detroit, early in the second quarter. On the following drive, Stafford was sacked on third-and-1 by defensive end Jacquies Smith to force the Lions to punt. However, a third-down pass attempt by quarterback Josh McCown bounced off wide receiver Mike Evans' hand and was intercepted by safety Glover Quin at the Tampa Bay 34. Eight plays later, running back Joique Bell brought the score to 14-3 after a one-yard rushing touchdown. During Tampa Bay's next drive, a fumbled snap resulted in Detroit regaining possession in the Buccaneers' territory. The Tampa Bay defense managed to hold the Lions to a field goal attempt, and kicker Matt Prater completed the 46-yard kick, making the score 17-3. On the next drive, the Buccaneers moved into the red zone on the back of a big 50-yard pickup by wide receiver Vincent Jackson. McCown's next pass was picked off in the end zone, but tight end Luke Stocker forced a fumble during the interception return, and Tampa Bay recovered. Taking advantage of the second chance, the Buccaneers scored on a five-yard touchdown pass from McCown to Evans, sending the game into halftime at 17-10, Detroit. Tampa Bay punted to open the second half of play, and Detroit furthered its lead after Johnson nabbed a 53-yard pass from Stafford to set up the Lions inside the Tampa Bay 10. The Buccaneers defense kept the Lions out of the end zone, and Detroit settled for three points on a 23-yard Prater field goal. Late in the third quarter, the Lions put together a 10-play, 88-yard drive that was capped off by a 10-yard touchdown reception by tight end Joseph Fauria. With Detroit leading 27-10, the Buccaneers responded with a touchdown drive of their own, going 81 yards and scoring with a 26-yard pass from McCown to Evans, giving the rookie receiver his 10th touchdown reception of the season. However, despite starting from the Tampa Bay 8, Detroit put together another long drive for a score, as Bell grabbed a deflected pass from Stafford for a five-yard touchdown to bring the game to 34-17. With five minutes left to play, Tampa Bay was unable to close the gap on its remaining two possessions.

REGULAR SEASON SERIES HIGHLIGHTS

LB **Reggie Pinkney** returns an INT 48 yards for a TD with 1:55 left, sealing a 16-7 Lions win (11/20/77)... RB **Jerry Eckwood** runs for 121 yards as Bucs jump out to 24-point lead en route to season-opening, 31-16 win (9/1/79)... In a winner-take-all division title showdown, Bucs notch 20-17 road win (12/20/81)... QB **Doug Williams** hits WR **Kevin House** on 84-yard TD pass and DT **David Logan** returns a fumble 21 yards for TD in fourth quarter to ice game... K **Donald Igwebuike** hits 24-yard FG in OT to lift Bucs to 19-16 victory (11/24/85)... RB **Warrick Dunn** rushes for 130 yards and one score as Tampa Bay snaps five-game series losing streak with 24-17 win (9/7/97)... RB **Barry Sanders** racks up 215 yards with TD runs of 80 and 82 yards in 27-9 Lions win (10/12/97)... Bucs limit **Sanders** to 65 yards on 18 carries, while **Dunn** and RB **Mike Alstott** combine for 140 yards in 20-10 Bucs wild card win (12/28/97)... **Dunn** returns from a left ankle sprain and racks up six receptions for a career-high 115 yards, including a 68-yard catch, in a 23-16 victory (12/12/99)... Tampa Bay improves to 3-0 with its first win in the Pontiac Silverdome since 1992, controlling the ball for 36 minutes in a 31-10 victory (9/17/00)... Backs **Alstott** and **Dunn** each score a rushing touchdown, and veteran G **Randall McDaniel**, who had lined up as a fullback on a goal-line play, made his first career TD reception... K **Martin Gramatica** drilled a 35-yard field goal with four seconds remaining to give Tampa Bay a 20-17 win at Detroit (11/11/01)... The game-winner closed an eight-play, 63-yard drive that spanned one minute and 45 seconds after Detroit had rallied to tie the score at 17-17 with 1:49 left on the clock... Tampa Bay had built a 17-7 lead, thanks to an 84-yard punt return for a touchdown by Karl Williams on the final play of the third quarter... Down 12-7 with 0:45 seconds remaining, QB **Brad Johnson** hooked up with WR **Keyshawn Johnson** for the game-winning 13-yard touchdown (12/9/01)...

Johnson connected with RB **Mike Alstott** for the two-point conversion to give the Bucs a 15-12 victory... Tampa Bay vs. Detroit went down to the wire for the third straight contest, this time K **Martin Gramatica** kicked the go-ahead field goal with 3:04 remaining in the game to give the Buccaneers a 23-20 victory (12/15/02)... CB **Ronde Barber** intercepted Lion's QB **Daunte Culpepper** twice and returned one 65 yards for a touchdown while Tampa Bay QB **Jeff Garcia** threw for two touchdowns as the Buccaneers defeated the Lions 38-20 at Ford Field (11/23/08)... Tampa Bay PR **Clifton Smith** returned a punt 70 yards for a score while RB **Warrick Dunn** rushed 90 yards for a touchdown... RB **LeGarrette Blount** ran for 110 yards and one touchdown, as the Buccaneers and Lions needed overtime to settle their week 15 matchup in Tampa, but the Bucs ultimately fell 23-20 after K **Dave Rayner** connected from on a 34-yard field goal (12/19/10)... CB **Aqib Talib** intercepted a pass from Lions QB **Matthew Stafford** and returned it 28 yards for a touchdown in a Buccaneers losing effort (9/11/11)... In a back-and-forth contest, the Buccaneers managed to top the Lions 24-21 at Ford Field... At the start of the fourth quarter, QB **Mike Glennon** connected with WR **Tiquan Underwood** on an 85-yard touchdown pass, the fourth-longest passing play in franchise history... CB **Johnthan Banks** sealed the victory, intercepting a Matthew Stafford pass - deflected by S **Kelcie McCray** - inside the 10-yard line with under a minute left to play... The Buccaneers also scored on a 48-yard interception return from CB **Leonard Johnson**... WR **Mike Evans** caught two touchdowns and WR **Vincent Jackson** had 10 catches for 159 yards, but behind 311 passing yards and three touchdowns from Detroit QB Matt Stafford, the Lions won 34-17.

AGAINST THE OPPOSITION

Below are highlights of how selected Buccaneers have performed during their careers against the Detroit Lions.

DE **Robert Ayers**: Has recorded a sack in each of his two career games against Detroit: With the Denver Broncos (10/30/11) and as a member of the New York Giants (9/8/14).

S **Chris Conte**: Registered three passes defensed, including an interception, as a member of the Chicago Bears (11/10/13).

LB **Lavonte David**: Earned NFC Defensive Player of the Week in Week 12 of 2013, recording 12 tackles, one pass defensed, an interception and a forced fumble in a Buccaneers win (11/24/13).

WR **Mike Evans**: Had two touchdown catches (12/7/14).

DE **William Gholston**: Notched a sack to go along with three tackles (12/7/14).

CB **Brent Grimes**: Notched an interception as a member of the Miami Dolphins (11/9/14).

WR **DeSean Jackson**: As a member of the Philadelphia Eagles, caught four passes for 135 yards (33.8 avg.) and a touchdown (9/19/10).

CB **Josh Robinson**: Started and recorded a forced fumble, along with four tackles, while with the Minnesota Vikings.

REGULAR SEASON SUPERLATIVES VS. DETROIT

INDIVIDUAL SINGLE-GAME HIGHS VS. DETROIT

RUSHING YARDS

Yards	Player	Game
144	E. Rhett	@ 11/12/95
139	R. Cobb	vs. 11/10/91
138	N. Wonsley	@ 9/21/86
130	2 times, last W. Dunn	@ 9/7/97
121	J. Eckwood	vs. 9/1/79

RUSHING TOUCHDOWNS

Number	Player	Game
3	R. Cobb	vs. 11/10/91
2	2 times, last J. Ellison	@ 11/12/95
1	30 times, last L. Blount	vs. 12/19/10

PASSING YARDS

Yards	Player	Game
373	J. Thompson	@ 12/18/83
316	J. Garcia	@ 10/21/07
305	B. Johnson	vs. 12/9/01
302	B. Griese	vs. 10/2/05
297	S. King	vs. 12/12/99

PASSING TOUCHDOWNS

Number	Player	Game
4	D. Williams	vs. 10/4/81
3	3 times, last V. Testaverde	@ 9/9/90
2	12 times, last J. McCown	@ 12/7/14
1	20 times, last J. Freeman	vs. 9/11/11

RECEPTIONS

Number	Player	Game
13	E. Graham	@ 10/21/07
11	W. Dunn	@ 10/31/99
10	2 times, last V. Jackson	@ 12/7/14
9	5 times, last I. Hilliard	@ 10/21/07
8	8 times, last T. Wright	vs. 11/24/13

RECEIVING YARDS

Yards	Player	Game
166	J. Galloway	vs. 10/2/05
159	V. Jackson	@ 12/7/14
136	K. House	@ 12/18/83
131	M. Carrier	@ 12/17/89
115	W. Dunn	vs. 12/12/99

RECEIVING TOUCHDOWNS

Number	Player	Game
2	4 times, last M. Evans	@ 12/7/14
1	48 times, last M. Williams & D. Briscoe	@ 11/20/11

TEAM SINGLE-GAME HIGHS VS. DETROIT

FIRST DOWNS

Number	Game
27	@ 10/21/07
26	2 times, last @ 11/12/95
24	2 times, last vs. 12/9/01
23	2 times, last vs. 11/24/85
22	3 times, last vs. 12/19/10

TOTAL NET YARDS

Yards	Game
428	vs. 11/22/98
422	@ 10/21/07
411	@ 11/12/95
403	vs. 12/19/10
395	@ 9/27/92

NET YARDS RUSHING

Yards	Game
229	2 times, last @ 9/21/86
225	@ 11/13/88
190	@ 11/12/95
187	vs. 11/23/86
181	vs. 11/10/91

NET YARDS PASSING

Yards	Game
349	@ 12/18/83
298	@ 10/21/07
284	vs. 10/2/05
283	vs. 11/22/98
275	vs. 12/9/01

RUSHING TOUCHDOWNS

Number	Game
3	4 times, last @ 9/17/00
2	3 times, last @ 12/15/02
1	19 times, last vs. 12/19/10

PASSING TOUCHDOWNS

Number	Game
4	vs. 10/4/81
3	3 times, last @ 9/9/90
2	13 times, last @ 12/7/14
1	18 times, last vs. 9/11/11

CONNECTIONS

FORMER BUCCANEERS

- Lions Head Coach **Jim Caldwell** spent one season (2001) as the quarterbacks coach in Tampa Bay.
- Lions Special Teams Coordinator **Joe Marciano** previously held the same role for the Buccaneers (1996-2001).
- Lions Defensive Backs/Cornerbacks Coach **Tony Oden** coached one season in Tampa Bay (2013).
- Lions Linebackers Coach **Bill Sheridan** spent two seasons as the defensive coordinator for the Buccaneers (2012-13).
- Lions Defensive Backs/Safeties Coach **Alan Williams** was a defensive assistant for the Buccaneers for one season (2001).
- Lions DT **Akeem Spence** was drafted in the fourth round (100th overall) by the Buccaneers in the 2013 NFL Draft and played four seasons in Tampa Bay (2013-16).
- Lions DE **Jacques Smith** spent four seasons with the Buccaneers (2014-17).

FORMER LIONS

- Buccaneers Director of Player Personnel **John Spytek** was an operations intern in Detroit for one year (2004).
- Buccaneers Assistant Defensive Line Coach **Paul Spicer** played one season for the Lions (1999).
- Buccaneers DE **Pat O'Connor** was a seventh-round pick (250th overall) of the Lions in the 2017 NFL Draft.

COACHING CONNECTIONS

- Buccaneers Secondary Coach **Jon Hoke** (2002-08) coached alongside Lions Special Teams Coordinator **Joe Marciano** (2002-13) and Defensive Backs/Corners Coach **Tony Oden** (2004-05) in Houston.
- Buccaneers Assistant Defensive Line Coach **Paul Spicer** and **Tony Oden** coached together in Jacksonville (2012).
- Buccaneers Linebackers Coach **Mark Duffner** and **Paul Spicer** coached alongside Lions Assistant Head Coach/ Offensive Line Coach **Ron Prince** in Jacksonville (2012).

STAFF CONNECTIONS

- Buccaneers QB **Ryan Fitzpatrick** played for Lions Defensive Assistant **George Godsey** when he was the quarterbacks coach in Houston (2014).

MICHIGAN TIES

- Buccaneers Offensive Coordinator **Todd Monken** coached at Eastern Michigan (1993-99).
- Buccaneers Quarterbacks Coach **Mike Bajakian** was a graduate assistant coach at the University of Michigan (2000-01) and later served two separate coaching stints with the Central Michigan Chippewas (2002-03, 2007-09).
- Buccaneers Defensive Line Coach **Jay Hayes** played one season for the Michigan Panthers in the USFL.
- Buccaneers Assistant Offensive Line Coach **Butch Barry** spent five seasons coaching at Central Michigan (2010-14).
- Buccaneers Director of Player Personnel **John Spytek** played linebacker for the Michigan Wolverines (1999-02).
- Buccaneers Player Personnel Scout **Pat Perles** spent three years working for Michigan State (2000-02).

MICHIGAN TIES (Cont.)

- Buccaneers Equipment Manager **Brad Berlin** served as the Director of Equipment Operations at Michigan (2014-15).
- Buccaneers DE **William Gholston** is a native of Detroit and played collegiately at Michigan State.

FLORIDA TIES

- Lions Defensive Coordinator **Teryl Austin** coached one season at the University of Florida (2010).
- Lions Defensive Assistant **George Godsey** began his coaching career at Central Florida (2004-10).
- Lions LB **Jarrad Davis** played collegiately at Florida.
- Lions RB **Tion Green** is a native of Sanford.
- Lions CB **Nevin Lawson** is a native of Lauderhill.
- Lions DT **Jeremiah Ledbetter** is a native of Orlando.
- Lions K **Matt Prater** played collegiately at Central Florida.
- Lions QB **Jake Rudock** is a native of Weston.
- Lions DT **Akeem Spence** is a native of Navarre.
- Lions QB **Matthew Stafford** was born in Tampa.
- Lions CB **Teez Tabor** played collegiately at Florida.
- Lions DT **Kyri Thornton** is a native of Panama City.

FORMER NFL TEAMMATES

- Buccaneers DT **Clinton McDonald** (2011-13) and G **J.R. Sweezy** (2012-15) were teammates with Lions WR **Golden Tate** (2010-13) in Seattle.
- Buccaneers DE **Will Clarke** and Lions WR **Marvin Jones** were teammates in Cincinnati (2014-15).
- Buccaneers G **Evan Smith** and Lions G **T.J. Lang** were teammates in Green Bay (2009-13).
- Buccaneers DE **Robert Ayers** (2009-13), DT **Chris Baker** (2009) and DT **Sealver Siliga** (2012) were teammates with Lions K **Matt Prater** (2007-13) in Denver.
- Buccaneers QB **Ryan Griffin** and Lions G **Tim Lelito** were teammates in New Orleans (2013-14).

FORMER COLLEGE TEAMMATES

- Buccaneers LB **Lavonte David** and Lions RB **Ameer Abdullah** were teammates at Nebraska (2011).
- Buccaneers CB **Vernon Hargreaves** (2013-15) played alongside Lions LB **Jarrad Davis** (2013-16) and CB **Teez Tabor** (2014-16) at Florida.
- Buccaneers S **Chris Conte** (2007-10) and P **Bryan Anger** (2007-11) were teammates with Lions WR **Marvin Jones Jr.** (2008-11) at California.
- Buccaneers T **Donovan Smith** (2011-14) and WR **Chris Godwin** (2014-16) were teammates with Lions DE **Anthony Zettel** (2012-15) at Penn State.
- Buccaneers TE **O.J. Howard** and Lions DT **A'Shawn Robinson** were teammates at Alabama (2013-16).
- Buccaneers WR **Bernard Reedy** and Lions TE **Michael Roberts** were teammates at Toledo (2013-14).
- Buccaneers RB **Peyton Barber** and Lions T **Greg Robinson** were teammates at Auburn (2013).



Dirk Koetter was named the 11th head coach in franchise history on January 15, 2016, after serving as offensive coordinator in 2015.

In his first season as an NFL head coach, Koetter led Tampa Bay to a 9-7 record, the team's most wins since 2010 and the second-most wins by any coach in their first season with the Buccaneers (Jon Gruden – 12).

Over the past two seasons, Koetter has helped guide the Buccaneers to one of the NFL's top offenses, ranking ninth in yards per game (361.1), having the sixth-highest third-down conversion rate (42.8 pct.) and totaling the sixth-most first downs (676) during that timeframe. The Buccaneers set a franchise record for third-down conversion rate in 2016 at 43.9 pct. Tampa Bay has posted consecutive seasons with at least 5,500 yards of offense for the first time in franchise history. The team has scored at least 340 points in each of the past two seasons, the first time they have reached that mark in back-to-back years. After scoring 342 points (sixth-most in team history) and 37 touchdowns (ninth-most) in 2015, the Buccaneers increased those numbers in 2016, scoring 354 points (fourth-most) and 41 touchdowns (third-most).

In 2016, Koetter continued to help with the development of quarterback Jameis Winston, who set single-season franchise records for passing yards (4,090) and passing touchdowns (28). Winston became the youngest player to throw for 50 touchdowns in NFL history and the first player in league history to throw for at least 4,000 yards in each of his first two seasons. Winston has the second-most passing yards by any player through their first two seasons and the fifth-most passing touchdowns.

Much of Winston's success came from throwing to wide receiver Mike Evans, who earned his first career Pro Bowl nod after recording 96 catches for 1,321 yards and 12 touchdowns. His 12 touchdown receptions tied Evans' own franchise record and tied for the second-most in the NFL in 2016, while his 1,321 receiving yards were the third-most in a season in team history and the fourth-most in the league last year. Evans' 96 receptions are the second-most ever by a Buccaneer and ranked sixth in the NFL last season.

The 2016 season also saw a breakout performance from tight end Cameron Brate, who tied for the NFL lead in touchdown catches by a tight end, with eight, which matched the highest mark ever by a Buccaneers tight end (Jimmie Giles, 1985). Brate was second on the team in both receptions (57) and receiving yards (660), both of which ranked in the top 10 in Buccaneers history for tight ends.

Koetter's first season also saw a defensive improvement, with the Buccaneer recording 29 takeaways, the third-highest mark in the NFL and an improvement from 23 the previous season. After allowing 26.1 points per game in 2015 (26th in the league), the 2016 team allowed only 23.1 points per game (15th in the league). Tampa Bay punter Bryan Anger also had the best punting season in team history in 2016, setting franchise records for punts inside the 20 (37 – tied for the third-most in the NFL) and net punting average (42.7, the fourth-best mark in the NFL).

In his first season with Tampa Bay (2015), Koetter helped pilot one of the most successful offenses in the NFL and one of the best in team history. The team set the franchise records for total yards (6,014 – 357.0 per game), while posting the second-most rushing yards (2,162 – 135.1 per game), the then-second-most passing yards (3,852 – 240.8 per game), along with the then-fifth-most total points (342 – 21.4 per game). Tampa Bay ranked fifth in the NFL in yards per game (375.9), fifth in rushing yards per game (135.1) and second in the league in rush average (4.75). It marked the first time in franchise history that the Buccaneers have finished in the top five in total offense.

Much of Tampa Bay's offensive success in 2015 came at the hands of rookie quarterback Jameis Winston, who accounted for 28 total touchdowns (22 passing, six rushing). Koetter also helped guide Winston to 4,042 passing yards, which were the second-most in a single season in team history and the third-most by a rookie in NFL history. Winston's 22 passing touchdowns were tied for the fourth-most in a single season in team history and the fourth-most by a rookie in NFL history. His six rushing touchdowns and 28 combined touchdowns were the most in a single season by a Buccaneers quarterback, while his 28 total touchdowns were tied for the third-most by a rookie in NFL history.

Prior to Koetter's arrival, the Buccaneers ranked 29th in rushing and tied for 29th in sacks allowed in 2014. In 2015, under Koetter's guidance, the unit completed an impressive turnaround. Despite starting two rookies on the offensive line, Tampa Bay still managed to block for the NFL's second-leading rusher (Doug Martin – 1,402 yards) and tied for the fourth-fewest sacks in the league. While Martin was a large part of the team's success running the ball, he was aided by running back Charles Sims, who totaled 1,090 scrimmage yards (107 rushes for 529 yards, 51 catches for 561 yards). Sims averaged 6.9 yards per touch, the most by any player in the NFL with at least 150 touches since 2011 (Darren Sproles in 2011, 7.6 avg.). Martin and Sims' combined 2,566 yards from scrimmage were the most by a running back duo in the NFL in 2015 and set a franchise record for backfield teammates.

Koetter also played a key role in revamping the Buccaneers' passing game. Part of the team's success passing the ball came from targeting top wide receiver Mike Evans, who caught 74 passes for 1,206 yards. His 1,206 yards are the seventh-most in a single season in team history and stood as the 11th-most in the league in 2015. Sims' 561 receiving yards were the fourth-most by a running back in the NFL in 2015, while his four receiving touchdowns set a franchise record and tied for the second-most in the league by a running back.

DIRK KOETTER

Koetter joined the Buccaneers after three seasons working as the offensive coordinator for the Atlanta Falcons (2012-14). During his three seasons with Atlanta, the team cumulatively ranked second in the NFL in completion percentage (67.4), third in third-down conversion percentage (44.1), fourth in passing yards (277.2 per game), ninth in passing touchdowns (86), ninth in passer rating (93.9), 10th in points (24.0 per game) and 10th in total yardage (363.5 per game), while posting the second-fewest penalties (243) and penalty yards (2,043), seventh-fewest turnovers (69) and the ninth-lowest interception percentage (2.4) in the league. Koetter was part of the Falcons staff that went 13-3 in 2012 and played in the NFC Championship Game.

Under Koetter, Falcons quarterback Matt Ryan posted three of the four highest passing yardage seasons in franchise history to that point, as well as three of the five highest completion percentage seasons. In 2012, Ryan set then-franchise records and personal bests in passing yards (4,719), completion percentage (68.6) and passing touchdowns (32), while recording the second-highest passer rating mark in Falcons history (99.1). Atlanta wide receivers also flourished under Koetter, with Julio Jones setting a then-franchise record and ranking third in the NFL in receiving yards in 2014 with 1,593 yards. In those three seasons, the Falcons had a different player lead the team in receiving yards each season (Roddy White, 2012; Harry Douglas, 2013; Jones, 2014).

While Koetter was in charge of the Falcons' offense, he coached three players to Pro Bowl appearances (Julio Jones, 2012, 2014; Tony Gonzalez, 2012-13; Matt Ryan, 2012), with Gonzalez earning first-team All-Pro honors in 2012. In his first season with Koetter in 2012, Gonzalez set a franchise record for receiving yards by a tight end, recording 93 catches for 930 yards – the most he had recorded in either category since 2008. That same season, Jones and White combined for 2,549 receiving yards, the most by a duo in the NFL.

Prior to joining the Falcons, Koetter spent five seasons as the offensive coordinator of the Jacksonville Jaguars (2007-11). In his five years with the Jaguars, the team cumulatively ranked third in the NFL in rushing yards (132.0 per game) and sixth in rushing average (4.41). Koetter's Jacksonville offenses also showed a penchant for taking care of the football, tallying the seventh-fewest turnovers in the league during that time.

Koetter had immediate success in Jacksonville, with his 2007 team setting franchise records in points (25.7 per game, sixth in the NFL) and total offense (357 yards per game, seventh in the NFL). In his first season as the starter, quarterback David Garrard ranked third in the NFL and set a franchise record in passer rating (102.2), throwing a league-low three interceptions, while leading the team to a Wild Card playoff berth and a win over the Pittsburgh Steelers. In 2008, Garrard threw for a career-best 3,620 yards and in 2010 he tossed 23 touchdowns, a career high and a franchise record.

While with the Jaguars, Koetter coached four different players to six Pro Bowl selections, including running back Maurice Jones-Drew, who earned three trips to the Pro Bowl and led the NFL in rushing in 2010 en route to earning an All-Pro selection. Koetter also helped tight end Mercedes Lewis earn a Pro Bowl berth following the 2010 season, when Lewis caught 10 touchdown passes, then tied for the most in a season in Jaguars history.

Before joining the Jaguars, Koetter spent 22 years at the collegiate level, the final six as the head coach at Arizona State (2001-06). In his six seasons with the Sun Devils, Koetter led the team to four bowl games, posting a 40-34 record. Working as both the head coach and offensive coordinator, he helped Arizona State average nearly 30 points per game over six seasons, while ranking in the top 20 in the nation in passing offense in five of his six years. In addition, five of the six Sun Devil teams during Koetter's tenure produced a 1,000-yard receiver and quarterbacks that threw for 20 or more touchdowns in five of six seasons.

Koetter's first head coaching opportunity came at Boise State, where he spent three seasons (1998-2000), finishing with a 26-10 record and two consecutive bowl wins. He was a two-time Big West Coach of the Year and two-time conference champion.

A native of Pocatello, Idaho, Koetter played collegiately at Idaho State (1978-81), helping his team to a Division I-AA national championship as a senior. He graduated with a bachelor's degree in physical education and earned a master's in athletic administration a year later. After getting his master's, he became the head coach at Highland (Idaho) High School, where he worked from 1983-84, going 19-4 and winning the 1984 state championship.

In 1985, Koetter worked as the offensive coordinator at San Francisco State and from 1986-88 was the offensive coordinator and quarterbacks coach at the University of Texas El-Paso. He then served as offensive coordinator/quarterbacks coach at Missouri from 1989-93 and offensive coordinator at Boston College (1994-95) and Oregon (1996-97).

Koetter, 58, and his wife, Kim, have two daughters, Kaylee and Kendra, and two sons, Derek and Davis.

DIRK KOETTER COACHING CAPSULE

Coaching Years in NFL: 11th year (2nd as Head Coach)

Buccaneers Head Coach: 2nd year

Regular Season Record: 13-15 (.464)

Postseason Record: 0-0 (N/A)

ASSISTANT COACHES

OFFENSE



Offensive Coordinator/Wide Receivers Coach **Todd Monken**

- **Experience:** 6th Year NFL, 2nd Year Buccaneers
- **Notes:** Tampa Bay averaged 346.4 yards per game in 2016, the third-highest mark in team history, while scoring 22.1 points per game, the fourth-most in team history.
- **Gameday Location:** Field



Quarterbacks Coach **Mike Bajakian**

- **Experience:** 6th Year NFL, 3rd Year Buccaneers
- **Notes:** QB Jameis Winston set single-season franchise records in passing yards (4,090) and passing touchdowns (28) in 2016.
- **Gameday Location:** Field



Assistant Offensive Line **Butch Barry**

- **Experience:** 3rd Year NFL, 3rd Year Buccaneers
- **Notes:** Helped coach a unit that saw second-year players guard Ali Marpet and tackle Donovan Smith each play every single snap for the Buccaneers in 2016.
- **Gameday Location:** Coaching Booth



Offensive Assistant **Skyler Fulton**

- **Experience:** 1st Year NFL, 1st Year Buccaneers
- **Notes:** Fulton, who worked with the Buccaneers in the 2016 preseason and during the final weeks of the regular season, is in his first full season as a coach with the team.
- **Gameday Location:** Field



Offensive Quality Control **Zack Grossi**

- **Experience:** 4th Year NFL, 4th Year Buccaneers
- **Notes:** After spending time with the personnel department (2014-15) and as assistant to the head coach (2016), Grossi is in his first season as offensive quality control.
- **Gameday Location:** Coaching Booth



Running Backs Coach **Tim Spencer**

- **Experience:** 13th Year NFL, 4th Year Buccaneers
- **Notes:** Helped coach Jacquizz Rodgers to a career-high and team-leading 560 rushing yards, including his first two career 100-yard games, in 2016.
- **Gameday Location:** Field



Tight Ends Coach **Ben Steele**

- **Experience:** 5th Year NFL, 4th Year Buccaneers
- **Notes:** In his first season as the tight ends coach in 2017, after spending the previous three seasons as offensive quality control with the Buccaneers.
- **Gameday Location:** Field

OFFENSE (CONT.)



Run Game Coordinator/Offensive Line Coach **George Warhop**

- **Experience:** 22nd Year NFL, 4th Year Buccaneers
- **Notes:** Helped coach an offense that converted a franchise-record 43.9 percent of third-down attempts, the sixth-highest mark in the NFL in 2016.
- **Gameday Location:** Field



Asst. Wide Receivers Coach/Game Management **Andrew Weidinger**


- **Experience:** 10th Year NFL, 2nd Year Buccaneers
- **Notes:** WR Mike Evans had career highs in receptions (96), receiving yards (1,321) and receiving touchdowns (12), earning his first career Pro Bowl selection in 2016.
- **Gameday Location:** Coaching Booth

DEFENSE




Defensive Coordinator **Mike Smith**

- **Experience:** 18th Year NFL, 2nd Year Buccaneers
- **Notes:** Forced 29 takeaways last season, the third-highest mark in the NFL, including 17 interceptions, the fourth-most in the league in 2016.
- **Gameday Location:** Coaching Booth



Defensive Quality Control **Dave Borgonzi**

- **Experience:** 7th Year NFL, 4th Year Buccaneers
- **Notes:** Assisted a Buccaneers' defense that held opponents to a league-low 34.4 percent third-down conversion rate, the best mark by a Buccaneers defense since 2003.
- **Gameday Location:** Coaching Booth



Defensive Assistant **Danny Breyer**

- **Experience:** 3rd Year NFL, 2nd Year Buccaneers
- **Notes:** Breyer spent the 2016 season as a football analytics assistant. He is in his first season as a defensive assistant in 2017.
- **Gameday Location:** Field



Linebackers Coach **Mark Duffner**

- **Experience:** 21st Year NFL, 2nd Year Buccaneers
- **Notes:** LB Lavonte David was voted as a Pro Bowl alternate, while tying for the NFL lead in tackles for loss, with 17 in 2016.
- **Gameday Location:** Field



Defensive Line Coach **Jay Hayes**

- **Experience:** 19th Year NFL, 2nd Year Buccaneers
- **Notes:** DT Gerald McCoy earned his fifth consecutive Pro Bowl selection after recording a team-leading 7.0 sack, the fourth-most in the NFL among defensive tackles in 2016.
- **Gameday Location:** Field

ASSISTANT COACHES (CONT.)

DEFENSE (CONT.)



Secondary Coach **Jon Hoke**

- **Experience:** 15th Year NFL, 2nd Year Buccaneers
- **Notes:** Tampa Bay's secondary was responsible for 14 of the team's 17 interceptions, with CB Brent Grimes and S Keith Tandy tying for the team lead in interceptions with four in 2016.
- **Gameday Location:** Field



Defensive Backs Coach **Brett Maxie**

- **Experience:** 17th Year NFL, 2nd Year Buccaneers
- **Notes:** CB Brent Grimes was named a Pro Bowl alternate in 2016, after leading the NFL in passes defended, with 24.
- **Gameday Location:** Coaching Booth



Assistant Defensive Line Coach **Paul Spicer**

- **Experience:** 5th Year NFL, 3rd Year Buccaneers
- **Notes:** Assisted in the development of rookie DE Noah Spence, who notched 5.5 sacks and three forced fumbles in his debut campaign in 2016.
- **Gameday Location:** Coaches Booth

SPECIAL TEAMS



Special Teams Coordinator **Nate Kaczor**

- **Experience:** 9th Year NFL, 1st Year Buccaneers
- **Notes:** P Bryan Anger set Buccaneers records for both punts inside the 20 (37) and net punting average (42.7) in 2016.
- **Gameday Location:** Field



Assistant Special Teams Coach **Carlos Polk**

- **Experience:** 8th Year NFL, 4th Year Buccaneers
- **Notes:** During Polk's first three seasons as assistant special teams coach (2014-16), Tampa Bay has allowed only 5.5 yards per punt return, the lowest mark in the league during that time.
- **Gameday Location:** Field

ACTIVE ROSTER BREAKDOWN

Oldest Buccaneer: QB Ryan Fitzpatrick, 34, born 11/24/1982
Youngest Buccaneer: WR Chris Godwin, 21, born 2/27/1996
Tallest Buccaneer: Four tied: 6-6
Shortest Buccaneers: RB Jacquizz Rodgers, 5-6
Heaviest Buccaneer: DT Sealver Siliga, 345
Lightest Buccaneer: WR DeSean Jackson, 175
Most Seasons as a Buccaneer: T Demar Dotson, 9, joined in 2009
Most NFL Seasons: 13: QB Ryan Fitzpatrick

Former First-Round Picks: 7, R. Ayers (18th), M. Evans (7th), V. Hargreaves III (11th), O.J. Howard (19th), D. Martin (31st), G. McCoy (3rd), J. Winston (1st)

Former Pro Bowlers: 8: M. Evans, B. Grimes, L. David, D. Jackson, D. Martin, G. McCoy, T.J. Ward, J. Winston

Buccaneers with SB Exp.: 7:
 R. Ayers (XLIX w/DEN); R. McClain (50 w/CAR);
 C. McDonald (XLVIII w/SEA); S. Siliga (XLIX w/NE);
 E. Smith (XLV w/GB); J.R. Sweezy (XLVIII & XLIX w/SEA)
 T.J. Ward (50 w/DEN)

College With Most Buccaneers: Florida State, 4:
 CB Javien Elliott, LS Garrison Sanborn,
 WR Bobo Wilson, QB Jameis Winston

Conference With Most Buccaneers: SEC, 8:
 Alabama (O.J. Howard), Auburn (Peyton Barber),
 Florida (Vernon Hargreaves), LSU (Kwon Alexander, Kendall Beckwith)
 Tennessee (Robert Ayers), Texas A&M (Justin Evans, Mike Evans)

Buccaneers not from Division I: 4
 TE Antony Auclair (Laval); CB Brent Grimes (Shippensburg);
 WR Freddie Martino (North Greenville); T Leonard Wester (Missouri Western)

State that produced most Buccaneers: California, 9:
 P Bryan Anger (Camarillo), LB Devante Bond (Sacramento),
 S Chris Conte (Los Angeles), QB Ryan Griffin (Westlake Village),
 C Joe Hawley (Bakersfield), WR DeSean Jackson (Long Beach),
 RB Doug Martin (Oakland), OL Evan Smith (Salinas)
 S T.J. Ward (Antioch)

TEAM CAPTAINS

Offense

Mike Evans (1st year)
 Jameis Winston (2nd year)

Defense

Kwon Alexander (1st year)
 Lavonte David (4th year)
 Gerald McCoy (6th year)

Special Teams

Josh Robinson (1st year)

JIM CALDWELL



On January 14, 2014, Jim Caldwell was hired by the Ford Family to lead this proud and historic franchise.

With two playoff appearances in his first three years, Jim Caldwell has established himself as one of the most successful head coaches in recent franchise history. His 27 wins are the most ever by a Lions head coach over his first three seasons and his winning percentage of .563 (27-21) is the

highest by any Lions head coach in the SuperBowl era.

Caldwell served as the Ravens offensive coordinator in 2013 before arriving in Detroit. On December 10, 2012, less than one year since joining the Ravens as the team's quarterbacks coach, Caldwell was promoted to offensive coordinator with just three weeks to play in the regular season. Ravens Head Coach John Harbaugh entrusted Caldwell to lead the team's offensive unit in its run to make the playoffs. What resulted from this decision changed the direction of the Ravens and put them on path to claim an NFL title by winning Super Bowl XLVII.

In 10 seasons in Indianapolis (2002-11), including three as the franchise's head coach (2009- 11), Caldwell and the Colts achieved almost unparalleled success. In each of the first nine seasons, the Colts made the playoffs with a record setting nine-consecutive playoff appearances that included six AFC South titles, two Super Bowl berths (XLI and XLIV) and one Super Bowl championship (XLI).

In 2009, Caldwell was named the Colts' head coach, a position he would oversee for the next three seasons. In his first two seasons, he directed the Colts to 14-2 and 10-6 regular-season records, winning consecutive AFC South titles, an AFC Championship and earning a berth in Super Bowl XLIV. He is one of just four head coaches in NFL history to win 24+ games and earn a berth in the Super Bowl in the coach's first two career seasons as a head coach.

During his first season as the Colts head coach, the team was 14-2. He became the NFL's only rookie head coach to win his first 14 games in a season and second to win 14 games in his rookie season as coach. He also became the fifth rookie head coach to reach the Super Bowl.

Caldwell spent his first three seasons as a quarterbacks coach before earning the expanded title of assistant head coach prior to the 2005 season. He was elevated to associate head coach with the club in 2008.

Caldwell's NFL coaching roots date back to 2001 when he worked as a quarterbacks coach with the Tampa Bay Buccaneers.

Before making the jump to the NFL, Caldwell spent seven seasons as the head coach at Wake Forest University where the Demon Deacons' offense ranked in the NCAA's Top-25 four times. From 1986-92, Caldwell was an assistant at Penn State where he coached the wide receivers (1986), quarterbacks and wide receivers (1987-90) and was named passing coordinator in 1991-92. Caldwell's previous coaching stints include assistant positions at Louisville (1985), Colorado (1981-83), Northwestern (1981) and Southern Illinois (1978-80). He launched his coaching career in 1977 as a graduate assistant for the Iowa Hawkeyes football program.

Caldwell was a four-year starter at defensive back (1973-76) for the Iowa Hawkeyes. He holds a bachelor's degree in liberal arts from the University of Iowa.

Born on January 16, 1955 in Beloit, Wisconsin, Caldwell attended Beloit Memorial High School. He and his wife have four children: Jimmy, Jermaine, Jared and Natalie.

JIM CALDWELL COACHING CAPSULE

Coaching Years in NFL: 17th year (7th as Head Coach)

Lions Head Coach: 4th year

Regular Season Record: 59-49 (.546); w/Detroit: 33-27 (.550)

Postseason Record: 2-4 (.333) w/Detroit: 0-2 (.000)

DETROIT ASSISTANT COACHES

Defensive Coordinator	Teryl Austin
Offensive Coordinator	Jim Bob Cooter
Special Teams Coordinator	Joe Marciano
Associate Head Coach/Offensive Line	Ron Prince
Quarterbacks	Brian Callahan
Asst. Special Teams	Devin Fitzsimmons
Defensive Assistant – Special Projects	George Godsey
Tight Ends	Al Golden
Defensive Line	Kris Kocurek
Offensive Line – Quality Control	Michael McCarthy
Head Strength & Conditioning	Harold Nash Jr.
Defensive Backs – Corners	Tony Oden
Wide Receivers	Robert Prince
Asst. Defensive Line	Matt Raich
Asst. Strength & Conditioning	Dominic Raiola
Offensive Assistant/Research & Analysis	Evan Rothstein
Asst. Strength & Conditioning	Josh Schuler
Linebackers	Bill Sheridan
Running Backs	David Walker
Defensive Backs – Safeties	Alan Williams
Defensive Quality Control	Steven Williams Jr.

HOETTER/QUINN MATCH-UP

- Head Coach **Dirk Koetter** is facing the Detroit Lions and Head Coach **Jim Caldwell** for the first time.

- Caldwell is 1-1 against the Buccaneers, and 1-0 with the Lions.

JASON LIGHT

Jason Licht was named the fifth general manager of the Tampa Bay Buccaneers on January 21, 2014. Now in his 22nd NFL season, including one as a coach, Licht has had a proven track record of success. Since joining the Miami Dolphins front office in 1995, teams that Licht has been a part of have won over 53 percent of their games, including eight seasons with double-digit victories, while making nine playoff appearances and winning eight division titles, four conference championships and one Super Bowl title. Below is a breakdown of Licht's Year-by-Year record as a personnel member/coach.

JASON LIGHT - YEAR-BY-YEAR RECORD AS PERSONNEL MEMBER/COACH

Year	Team	W	Pct.	Playoffs	Pct.	Result
1995	Miami	9-7	.563	0-1	0.00	3rd in AFC East, Reached Wild Card Playoffs
1996*	Miami	8-8	.500	0-0	-	4th in AFC East
1998	Carolina	4-12	.250	0-0	-	4th in NFC West
1999	New England	8-8	.500	0-0	-	5th in AFC East
2000	New England	5-11	.313	0-0	-	5th in AFC East
2001	New England	11-5	.688	3-0	1.000	1st in AFC East, Won SB XXXVI
2002	New England	9-7	.563	0-0	-	2nd in AFC East
2003	Philadelphia	12-4	.750	1-1	.500	1st in NFC East, Reached Conference Championship
2004	Philadelphia	13-3	.813	2-1	.666	1st in NFC East, Reached Super Bowl XXIX
2005	Philadelphia	6-10	.375	0-0	-	4th in NFC East
2006	Philadelphia	10-6	.625	1-1	.500	1st in NFC East, Reached Divisional Playoffs
2007	Philadelphia	8-8	.500	0-0	-	4th NFC East
2008	Arizona	9-7	.563	3-1	.750	1st in NFC West, Reached Super Bowl XLIII
2009	New England	10-6	.625	0-1	.000	2nd in AFC East, Reached Wild Card Playoffs
2010	New England	14-2	.875	0-1	.000	1st in AFC East, Reached Divisional Playoffs
2011	New England	13-3	.813	2-1	.666	1st in AFC East, Reached Super Bowl XLVI
2012	Arizona	5-11	.313	0-0	-	4th in NFC West
2013	Arizona	10-6	.625	0-0	-	3rd in NFC West
2014	Tampa Bay	2-14	.125	0-0	-	4th NFC South
2015	Tampa Bay	6-10	.400	0-0	-	4th NFC South
2016	Tampa Bay	9-7	.533	0-0	-	2nd NFC South
2017	Tampa Bay	4-8	.333	0-0	-	
TOTALS		185-163	.532	12-8	.600	9 playoff appearances, 7 Division Championships 4 Conference Championships, 1 Super Bowl Championship

*Licht worked as an offensive assistant/quality control coach for Miami this season.

NOTABLE PLAYERS DRAFTED WITH LIGHT

Below is a list of players who have earned postseason honors after being drafted by a team that Licht worked for:

Name, Pos.	Drafted	Team	Notes
Damien Woody, OL	1999 (1st Rd., 17th overall)	New England Patriots	2002 Pro Bowl, 2x SB Champion (XXXVI, XXXVIII)
Kevin Faulk, RB	1999 (2nd Rd., 46th overall)	New England Patriots	Patriots All-2000s Team, 50th Anniversary Team
Tom Brady, QB	2000 (6th Rd., 199th overall)	New England Patriots	2x NFL MVP, 3x Super Bowl MVP
Richard Seymour, DE	2001 (1st Rd., sixth overall)	New England Patriots	NFL 2000s All-Decade Team, 7x Pro Bowl, 5x All-Pro
Matt Light, T	2001 (2nd Rd., 48th overall)	New England Patriots	3x Pro Bowl, All-Pro (2001)
Shawn Andrews, G	2004 (1st Rd., 16th overall)	Philadelphia Eagles	Eagles 75th Anniversary Team, 3x Pro Bowl, 2x All-Pro
Trent Cole, DE	2005 (5th Rd., 146th overall)	Philadelphia Eagles	2x Pro Bowl, All-Pro (2009), 2x Top 100 Player Choice
DeSean Jackson, WR	2008 (2nd Rd., 49th overall)	Philadelphia Eagles	3x Pro Bowl, PFWA All-NFC & 2nd-Team All-Pro (2009)
Julian Edelman, WR	2009 (7th Rd., 232nd overall)	New England Patriots	SB Champion (XLIX), #91 on Top 100 Players (2015)
Devin McCourty, DB	2010 (1st Rd., 27th overall)	New England Patriots	SB Champion (XLIX), 2x All-Pro, Pro Bowl (2010)
Rob Gronkowski, TE	2010 (2nd Rd., 42nd overall)	New England Patriots	SB Champion (XLIX), 4x Pro Bowl, 4x All-Pro
Nate Solder, T	2011 (1st Rd., 17th overall)	New England Patriots	SB Champion (XLIX), 2011 All-Rookie Selection
Chandler Jones, DE	2012 (1st Rd., 21st overall)	New England Patriots	SB Champion (XLIX), Pro Bowl (2015)
Tyrann Mathieu, DB	2013 (3rd Rd., 69th overall)	Arizona Cardinals	All-Pro & Pro Bowl (2015), PFWA All-Rookie Selection
Mike Evans, WR	2014 (1st Rd., seventh overall)	Tampa Bay Buccaneers	All-Pro & Pro Bowl (2017), PFWA All-Rookie Selection,
Jameis Winston, QB	2015 (1st Rd., first overall)	Tampa Bay Buccaneers	Pro Bowl (2016), PFWA All-Rookie Selection
Donovan Smith, T	2015 (2nd Rd., 34th overall)	Tampa Bay Buccaneers	PFWA All-Rookie Selection
Ali Marpet, G	2015 (2nd Rd., 61st overall)	Tampa Bay Buccaneers	PFWA All-Rookie Selection
Kwon Alexander, LB	2015 (4th Rd., 124th overall)	Tampa Bay Buccaneers	PFWA All-Rookie Selection
Vernon Hargreaves III, CB	2016 (1st Rd., 11th overall)	Tampa Bay Buccaneers	PFWA All-Rookie Selection


2017 NOTABLE FREE AGENTS



DT **Chris Baker** comes to Tampa Bay after spending the past five seasons with the Washington Redskins (2012-16). Prior to his time with Washington, Baker saw time with the Denver Broncos and Miami Dolphins. In his career, Baker has played in 78 regular season games, with 42 starts, totaling 181 tackles (26 for loss), 11.5 sacks, five passes defended, five forced fumbles and two fumble recoveries.

In 2015, Baker earned the Sam Huff Defensive Player of the Year award from the Washington Redskins Alumni Association after posting career highs in sacks (6.0), quarterback hits (17), tackles for loss (10), forced fumbles (three) and fumble recoveries (two).

Per Stats, Inc., Baker has 64.5 combined quarterback knockdowns and hurries over the past two seasons. Dating back to 2015, Baker is one of six NFL players to post 100+ tackles, 9+ sacks, and 5+ forced fumbles, joining Khalil Mack, Von Miller, Carlos Dunlap, Melvin Ingram and Brandon Graham.



WR **DeSean Jackson** comes to Tampa Bay after spending the past three seasons with the Washington Redskins (2014-16). Prior to his time with Washington, Jackson spent six seasons with the Philadelphia Eagles (2008-13). In his nine-year career, Jackson has started 123-of-126 regular season games played, catching 498 passes for 8,819 yards and 46 touchdowns.

A three-time Pro Bowl selection (2009, 2010, 2013) and a 2009 second-team Associated Press All-Pro selection (kick returner), Jackson's 8,819 receiving yards are the fifth-most since he entered the league in 2008 (Calvin Johnson, Brandon Marshall, Larry Fitzgerald, Andre Johnson). Among players with 100 career games played, Jackson ranks 15th in league annals with a 70.0 receiving yards per game average. A veteran of postseason play, Jackson has also started all seven playoff contests he has played, catching 21 passes for 338 yards and two touchdowns.

Known for his big-play ability, Jackson is one of five players since the 1970 merger to account for 26 career touchdowns of 50+ yards, joining Jerry Rice (36), Randy Moss (29), Terrell Owens (26) and Steve Smith (26). Only Rice (23) has more than Jackson's 22 touchdowns of 60+ yards.

Since 2008, Jackson's 112 receptions of 25+ yards, 37 receptions of 50+ yards and 17.7 yards per reception average (min. 60 career catches) all lead the NFL. The 37 catches of 50+ yards are 14 more than any other player during that span, while his five 1,000-yard receiving seasons and 32 100-yard receiving games are each tied for the fifth-most. Additionally, his per catch averages in 2010 (22.5) and 2014 (20.9) rank second and fourth, respectively, among all single seasons over that nine-year period.

Showcasing his versatility, Jackson has also rushed 61 times for 380 yards (6.2 avg.) and three touchdowns and returned 134 punts for 1,289 yards and four touchdowns. In 2010, Jackson became the first player selected to the Pro Bowl at two different positions in the same year when he was chosen as a wide receiver and a return specialist.




S **T.J. Ward** spent the past three seasons (2014-16) with the Denver Broncos, earning Pro Bowl selections following the 2014 & 2015 seasons. He was also a member of the Broncos' Super Bowl 50 championship team. During his three seasons in Denver, Ward was a lynchpin of one of the most successful defenses in football, with the Broncos ranking first in passing yards allowed per game (203.6), second in yards allowed per game (301.5) and fifth in points allowed per game (19.7).

Ward originally entered the NFL as a second-round pick (38th overall) of the Cleveland Browns in 2010. He spent his first four seasons with Cleveland (2010-13), earning a Pro Bowl selection following the 2013 season, before joining Denver as an unrestricted free agent in 2014. In his career, he has started all 95 regular season games he has played in, totaling 545 tackles (28 for loss), 41 passes defended, 10 forced fumbles, 8.5 sacks, eight interceptions (returned 211 yards, one touchdown) and three fumble recoveries. Ward has also started all four postseason contests he has played in, registering 19 tackles, three passes defended, one fumble recovery and one interception. His postseason interception and fumble recovery each came in Super Bowl 50, helping secure a Broncos victory.

2017 TAMPA BAY BUCCANEERS DRAFT CLASS

2017 DRAFT PICKS



TE **O.J. Howard** was chosen 19th overall out of the University of Alabama, where he started 37-of-57 career games played, including 28 of the final 30 in his collegiate career. He recorded 114 receptions for 1,726 yards and seven touchdowns as a member of the Crimson Tide. In two College Football Playoff National Championship Games against Clemson, Howard totaled nine receptions for 314 yards and three touchdowns, winning the MVP award for his efforts in the 2015 contest. As a senior in 2016, Howard was named first-team All-American by Pro Football Focus and was a third-team selection by the Associated Press, while earning second-team All-SEC honors from both the coaches and the AP. He was a finalist for the John Mackey Award, given annually to the nation's best tight end. A native of Prattville, Alabama, he attended Autauga Academy.



S **Justin Evans** was chosen 50th overall out of the Texas A&M, where he played in 25 games over two seasons (2015-16), totaling 165 tackles, 14 passes defended and five interceptions, while returning 17 kickoffs for 474 yards. In 2016, he led the Aggies with four interceptions, while adding 87 tackles and 10 passes defended, earning second-team All-SEC honors.

Prior to his time at Texas A&M, Evans spent two seasons at Mississippi Gulf Coast Community College, where he tallied 86 tackles, 13 passes defended and six interceptions, with two returned for touchdowns. Evans earned first-team all-conference honors during his final season at Mississippi Gulf Coast.



WR **Chris Godwin** was selected 84th overall out of Penn State, where he was one of the most prolific receivers in school history, finishing seventh in receptions (153), fourth in receiving yards (2,404) and tied for fourth in receiving touchdowns (18). As a true junior in 2016, Godwin started all 14 games for the Nittany Lions, catching 11 touchdown passes, the second-most in a single season in school history, helping him earn third-team All-Big Ten honors from the conference's media and honorable mention All-Big Ten from the conference's coaches.

As a true sophomore (2015), Godwin had a career-high 1,101 receiving yards, the second-most in a single season in Penn State history. He earned second-team All-Big Ten honors from the conference's media and the Associated Press, while earning third-team All-Big Ten honors from the conference's coaches.



LB **Kendell Beckwith** was the second of Tampa Bay's two third-round picks, chosen 107th overall out of Louisiana State. He played in 47 career games, with 29 starts, totaling 263 tackles, 24.5 tackles for loss, eight passes defended, 7.5 sacks, three forced fumbles, one fumble recovery and one interception. As a senior (2016), Beckwith earned third-team All-America honors from the Associated Press and was named first-team All-SEC by the conference's coaches after leading the Tigers and ranking second in the SEC with 9.1 tackles per game.



DT **Stevie Tu'ikolovatu (IR)** was selected 223rd overall out of USC, where he played the 2016 season after transferring from Utah. In his collegiate career, the Salt Lake City, Utah, native played in 38 games, with 14 starts, totaling 89 tackles (nine for loss), four fumble recoveries, three passes defended and two tackles for loss. In his lone season with the Trojans, Tu'ikolovatu was named second-team All-Pac-12 and earned Rose Bowl defensive player of the game honors after leading the team with eight tackles in a win over Penn State.

2017 NFL DRAFT SELECTIONS (6)

RD.	NO.	PLAYER	POS.	HT.	WT.	COLLEGE
1	19	O.J. Howard	TE	6-6	251	Alabama
2	50	Justin Evans	S	6-0	199	Texas A&M
3	84	Chris Godwin	WR	6-1	209	Penn State
3	107	Kendell Beckwith	LB	6-2	243	LSU
5	162	Jeremy McNichols	RB	5-9	214	Boise State
7	223	Stevie Tu'ikolovatu	DT	6-1	320	USC

HONOR ROLL

Below is a look at awards and honors Buccaneers players received during the 2017 season:

LB KWON ALEXANDER

- **2017 Pro Bowl Alternate** - Led the NFL with 108 solo tackles and tied for third in the league with 145 total tackles. Added 12 tackles for loss, 3.0 sacks, one interception (returned for a touchdown), one forced fumble, one fumble recovery and seven passes defended. He was the only player in the NFL to register at least 130 tackles, 3.0 sacks, five passes defended and one interception.

P BRYAN ANGER

- **2017 Pro Bowl Alternate** - Ranked fourth in the NFL with a 42.7 net punting average and tied for third with 37 punts inside the 20, both of which set Buccaneers franchise records.

DE ROBERT AYERS

- **Pro Football Focus Team of the Week (Week 10 vs. NYJ, 2017)** - Had three quarterback hits and, per PFF, an additional two hurries. Also, per PFF, registered three stops in the run game.

TE CAM BRATE

- **Pro Football Focus Team of the Week (Week 6 at ARI, 2017)** - Caught six passes for 76 yards and a touchdown, with five of his six receptions going for a first down.

LB LAVONTE DAVID

- **2016 Second-Team All-Pro Selection**
- **2017 Pro Bowl Alternate** - Tied for the league lead with 17 tackles for loss, the most among linebackers. Added 87 tackles, 5.0 sacks, one interception (returned for a touchdown), four passes defended, four forced fumbles and two fumble recoveries. His four forced fumbles tied for seventh in the NFL.
- **Pro Football Focus Team of the Week (Week 2 vs. CHI, 2017)** - Led the game with nine tackles, including one tackle for loss, and recovered a fumble that helped set up a Buccaneers touchdown. PFF credits him with a team-high five “defensive stops” in the game.

T DEMAR DOTSON

- **Pro Football Focus Team of the Week (Week 2 vs. CHI, 2017)** - Part of an offensive line that blocked for 117 rushing yards and, per PFF, did not allow any pass pressures in 35 pass attempts.

WR MIKE EVANS

- **Pro Football Focus Team of the Week (Week 7 at BUF, 2017)** - Caught seven passes for 88 yards and a touchdown, earning a first down on all seven catches, with three coming on third down.
- **2016 Second-Team All-Pro Selection**
- **2017 Pro Bowl Selection** - Tied for second in the NFL in touchdown receptions (12), while recording the fourth-most receiving yards (1,321) and the sixth-most receptions (96). His 12 touchdowns receptions tied for the most in a single season in team history while his 96 receptions ranked second and his 1,321 receiving yards are the third-most in a single season in franchise history.

CB BRENT GRIMES

- **2017 Pro Bowl Alternate** - Led the NFL with 24 passes defended, while adding 57 tackles, one forced fumble and tying for the team lead with four interceptions (one returned for a touchdown).

C ALI MARPET

- **Pro Football Focus Team of the Week (Week 6 at ARI, 2017)** - Part of an offensive line that helped block for 414 yards and only allowed one sack and hurry in 49 pass blocking attempts.

DT GERALD MCCOY

- **2016 Second-Team All-Pro Selection**
- **2017 Pro Bowl Selection** - Recorded 34 tackles (five for loss), 7.0 sacks, three fumble recoveries, two forced fumbles and five passes defended. His 7.0 sacks ranked fourth among all NFL defensive tackles. One of three defensive tackles with seven or more sacks and five or more passes defended (also Calais Campbell and Aaron Donald).
- **Pro Football Focus Team of the Week (Week 11 at MIA, 2017)** - Tallied one sack and three quarterback hits.
- **Pro Football Focus Team of the Week (Week 10 vs. NYJ, 2017)** - Notched two sacks, four total quarterback hits and two tackles for loss.
- **Pro Football Focus Team of the Week (Week 4 vs. NYG, 2017)** - Recorded three tackles for loss and one quarterback hit, while PFF credited him with “four total pressures” and “three defensive stops” in the run game.
- **Pro Football Focus 2017 First Quarter All-Pro Team (2017)** - Tied for the most quarterback hits and the second-most tackles for loss by a defensive tackle through the first quarter of the season. PFF ranked him eighth in the NFL in “pass-rush productivity” and credited him with “five stops in run defense,” despite having played only three games.

FAMOUS JAMEIS

QB **Jameis Winston** was taken first overall by the Tampa Bay Buccaneers and in his first two seasons managed to distinguish himself as one of the top passers in franchise history. In 2016, Winston set team records for both passing touchdowns and passing yards, while helping guide the team to a 9-7 record, only two years after inheriting a team that had gone 2-14.

In his first two seasons, Winston totaled 8,132 passing yards, the second-most ever by a player in their first two seasons, while throwing for 50 touchdowns, the fifth-most ever by a player in their first two seasons.

BUCCANEERS SINGLE SEASON PASSING YARD LEADERS

Rank	Player	Year	Passing Yards
1.	Jameis Winston	2016	4,090
2.	Josh Freeman	2012	4,065
3.	Jameis Winston	2015	4,042
4.	Brad Johnson	2003	3,811
5.	Josh Freeman	2011	3,592
6.	Doug Williams	1981	3,563
7.	Steve DeBerg	1984	3,554
8.	Josh Freeman	2010	3,451
9.	Brad Johnson	2001	3,406
10.	Doug Williams	1980	3,396

BUCCANEERS SINGLE SEASON PASSING TOUCHDOWN LEADERS

Rank	Player	Year	Passing TD
1.	Jameis Winston	2016	28
2.	Josh Freeman	2012	27
3.	Brad Johnson	2003	26
4.	Josh Freeman	2010	25
5.	Brad Johnson	2002	22
5.	Jameis Winston	2015	22
7.	Trent Dilfer	1997	21
7.	Trent Dilfer	1998	21
9.	Brian Griese	2004	20
9.	Vinny Testaverde	1989	20
9.	Doug Williams	1980	20

Winston's 28 touchdown passes in 2016 were tied for the seventh-most in the NFL.

2016 NFL PASSING TOUCHDOWN LEADERS

Rank	Player (Team)	Pass TD
1.	Aaron Rodgers (GB)	40
2.	Matt Ryan (ATL)	38
3.	Drew Brees (NO)	37
4.	Philip Rivers (SD)	33
5.	Andrew Luck (IND)	31
6.	Ben Roethlisberger (PIT)	29
7.	Jameis Winston (TB)	28
7.	Derek Carr (OAK)	28
7.	Tom Brady (NE)	28
10.	Eli Manning (NYG)	26
10.	Marcus Mariota (TEN)	26
10.	Carson Palmer (ARI)	26

MOST PASSING YARDS BY A PLAYER IN HIS FIRST TWO SEASONS

Rank	Player	Yards
1.	Andrew Luck (IND, 2012-13)	8,196
2.	Jameis Winston (TB, 2015-16)	8,132
3.	Cam Newton (CAR, 2011-12)	7,920
4.	Peyton Manning (IND, 1998-99)	7,874
5.	Blake Bortles (JAC, 2014-15)	7,336
6.	Dan Marino (MIA, 1983-84)	7,294
7.	Derek Carr (OAK, 2014-15)	7,257
8.	Ryan Tannehill (MIA, 2012-13)	7,207
9.	Andy Dalton (CIN, 2011-12)	7,067
10.	Drew Bledsoe (NE, 1993-94)	7,049

MOST TOUCHDOWN PASSES BY A PLAYER IN HIS FIRST TWO SEASONS

Rank	Player	No.
1.	Dan Marino (MIA, 1983-84)	68
2.	Derek Carr (OAK, 2014-15)	53
3.	Peyton Manning (IND, 1998-99)	52
3.	Russell Wilson (SEA, 2012-13)	52
5.	Jameis Winston (TB, 2015-16)	50
6.	Andy Dalton (CIN, 2011-12)	47
7.	Blake Bortles (JAC, 2014-15)	46
7.	Andrew Luck (IND, 2012-13)	46
9.	Marcus Mariota (TEN, 2015-16)	45
10.	Otto Graham (CLE, 1946-47)	42

Against the L.A. Rams in 2016 (9/25/16), Winston threw for a career-high 405 passing yards, the fifth-highest single-game mark in franchise history.

MOST SINGLE-GAME PASSING YARDS - (Team History)

Player	Opponent-Date	Pass Yds
1. Doug Williams	at MIN-11/16/80	486
2. Vinny Testaverde	at IND-10/16/88	469
3. Josh Freeman	vs. NO-10/21/12	420
4. Brian Griese	at CHI-9/21/08	407
5. Jameis Winston	vs. LAR-9/25/16	405

FAMOUS JAMEIS

WINSTON IN BUCCANEERS HISTORY

Despite being in only his third season, Winston is already one of the most accomplished passers in team history, ranking sixth in passing yards and in passing touchdowns in franchise history.

MOST PASSING YARDS (Team History)

Rank	Player	Yards
1.	Vinny Testaverde, 1987-92	14,820
2.	Josh Freeman, 2009-13	13,534
3.	Trent Dilfer, 1994-99	12,969
4.	Doug Williams, 1978-82	12,648
5.	Brad Johnson, 2001-04	10,940
6.	Jameis Winston, 2015-Present	10,322
7.	Steve DeBerg, 1984-87, 1992-93	9,439
8.	Craig Erickson, 1992-94	6,094
9.	Jeff Garcia, 2007-08	5,152
9.	Brian Griese, 2004-08	4,841

MOST PASSING TOUCHDOWNS (Team History)

Rank	Player	TDs
1.	Josh Freeman, 2009-13	80
2.	Vinny Testaverde, 1987-92	77
3.	Doug Williams, 1978-82	73
4.	Trent Dilfer, 1994-99	70
5.	Brad Johnson, 2001-04	64
6.	Jameis Winston, 2015-Present	62
7.	Steve DeBerg, 1984-87, 1992-93	61
8.	Craig Erickson, 1992-94	34
9.	Brian Griese, 2004-08	32
10.	Mike Glennon, 2013-Present	30

JAMEIS AS A ROOKIE VS. ROOKIE QBs

Winston's totals as a rookie year placed him among the all-time NFL rookie leaders in both passing yards and passing touchdowns

NFL ROOKIE PASSING YARD LEADERS - (Since 1970)

Rank	Player (Team)	Year	Passing Yards
1.	Andrew Luck (IND)	2012	4,374
2.	Cam Newton (CAR)	2011	4,051
3.	Jameis Winston (TB)	2015	4,042
4.	Carson Wentz (PHI)	2016	3,782
5.	Peyton Manning (IND)	1998	3,739
6.	Dak Prescott (DAL)	2016	3,667
7.	Sam Bradford (STL)	2010	3,512
8.	Matt Ryan (ATL)	2008	3,440
9.	Andy Dalton (CIN)	2011	3,398
10.	Brandon Weeden (CLE)	2012	3,385

NFL ROOKIE PASSING TOUCHDOWN LEADERS - (Since 1970)

Rank	Player (Team)	Year	Passing TD
1.	Peyton Manning (IND)	1998	26
1.	Russell Wilson (SEA)	2012	26
3.	Andrew Luck (IND)	2012	23
3.	Dak Prescott (DAL)	2016	23
5.	Jameis Winston (TB)	2015	22
6.	Cam Newton (CAR)	2011	21
6.	Derek Carr (OAK)	2014	21
8.	Andy Dalton (CIN)	2011	20
8.	Robert Griffin III (WAS)	2012	20
8.	Dan Marino (MIA)	1983	20

In 2015, Winston had a passer rating of 84.2, which stands as the 11th-highest mark by a rookie quarterback since the 1970 NFL/AFL Merger.

HIGHEST PASSER RATING BY A ROOKIE - (Since 1970, Min. 200 Att.)

Player	Att.	Cmp.	Yds	TD	INT	Rtg.
1. Dak Prescott (DAL)	459	311	3,667	23	4	104.9
2. Deshaun Watson (HOU)	204	126	1,699	19	8	103.0
3. Robert Griffin III (WAS)	393	258	3,200	20	5	102.4
4. Russell Wilson (SEA)	393	252	3,118	26	10	101.5
5. Ben Roethlisberger (PIT)	295	196	2,621	17	11	98.1
6. Dan Marino (MIA)	296	173	2,210	20	6	96.0
7. Marcus Mariota (TEN)	370	230	2,818	19	10	91.5
8. Matt Ryan (ATL)	434	265	3,440	16	11	87.7
9. Teddy Bridgewater (MIN)	402	259	2,919	14	12	85.2
10. Cam Newton (CAR)	517	310	4,051	21	17	84.5
11. Jameis Winston (TB)	535	312	4,042	22	15	84.2

RECORD SETTER

At Philadelphia (11/22/15), Winston threw five touchdown passes, tied for the most by a rookie since the 1970 NFL Merger (DET QB Matthew Stafford, 11/22/09 vs. CLE). His five touchdown passes also matched the franchise record.

MOST SINGLE-GAME PASSING TOUCHDOWNS (Team History)

Player	Opponent-Date	Pass TD
1. QB Steve DeBerg	vs. ATL-9/13/87	5
1. QB Josh Freeman	vs. SEA-12/26/10	5
1. QB Brad Johnson	vs. MIN-11/3/02	5
1. QB Jameis Winston	at PHI-11/22/15	5

FAMOUS JAMEIS

JAMEIS VS. BUCCANEERS ROOKIES

In 2015, Winston not only distinguished himself as one of the top rookie quarterbacks in league history, but as the best rookie quarterback in team history.

MOST TOUCHDOWN PASSES BY BUCCANEERS ROOKIES

Player	Year	Att.	Cmp.	Yds	TD	INT	Rtg.
1. Jameis Winston	2015	535	312	4,042	22	15	84.2
2. Mike Glennon	2013	416	247	2,608	19	9	83.9
3. Josh Freeman	2009	290	158	1,855	10	18	59.8
4. Bruce Gradkowski	2006	328	177	1,661	9	9	65.9
5. Shaun King	1999	146	89	875	7	4	82.4
5. Doug Williams	1978	194	73	1,170	7	8	53.4

At St. Louis, Winston threw for a then career-high 363 yards, the second-most by a rookie in team history and the most by a Buccaneers quarterback since 2012 (Josh Freeman, 372 yards vs. St. Louis, 12/23/12).

MOST SINGLE-GAME PASSING YARDS – (Rookies)

Player	Opponent-Date	Pass Yds
1. Vinny Testaverde	at NO-12/6/87	369
2. Jameis Winston	at STL-12/17/15	363
3. Jameis Winston	at CAR-1/3/16	325
4. Josh Freeman	at CAR-12/6/09	321
5. Doug Williams	vs. MIN-10/1/78	311

Part of Winston's 363 yards were 238 yards in the fourth quarter, the most in any quarter in franchise history and the most by an NFL quarterback in the fourth quarter since 2012 (Eli Manning, 243 passing yards vs. Tampa Bay, 9/16/12). His 238 passing yards were the most in any quarter since Aaron Rodgers in 2014 (242, second quarter vs. Chicago, 11/9)

JAMEIS GOING DEEP

One of Winston's strengths is a willingness to throw the ball down the field, which has helped open up the Buccaneers' passing attack. Since entering the league in 2015, Winston ranks third in the league in pass yards per completion

2015-17 NFL HIGHEST YARDS PER COMPLETION (Min. 300 Att.)

Player (Team)	Cmp.	Yds	Yds/Cmp.
1. Carson Palmer (ARI)	870	10,882	12.51
2. Cam Newton (CAR)	794	9,929	12.51
3. Jameis Winston (TB)	837	10,322	12.33
4. Marcus Mariota (TEN)	714	8,667	12.14
5. Matt Ryan (ATL)	1,040	12,592	12.11

DUAL THREAT

Winston also rushed for six touchdowns in 2015, the most ever by a Buccaneers quarterback in a single season and through two seasons is tied for the second-most career rushing touchdowns by a quarterback in team history.

MOST RUSHING TOUCHDOWNS BY A QB, SINGLE SEASON (Team History)

Rank	Player	Rush TD
1.	Jameis Winston, 2015	6
2.	Shaun King, 2000	5
2.	Steve Young, 1986	5
4.	Josh Freeman, 2011	4
4.	Doug Williams, 1980	4
4.	Doug Williams, 1981	4

MOST RUSHING TOUCHDOWNS BY A QB (Team History)

Rank	Player	Rush TD
1.	Doug Williams, 1978-82	13
2.	Jameis Winston, 2015-Pres.	7
2.	Steve Young, 1985-86	6
4.	Trent Dilfer, 1994-99	5
4.	Shaun King, 1999-2003	5
4.	Vinny Testaverde, 1987-92	5

2015 NFL MOST RUSHING TOUCHDOWNS BY A QB

Rank	Player (Team)	Rush TD
1.	Cam Newton (CAR)	10
2.	Jameis Winston (TB)	6
3.	Kirk Cousins (WAS)	5
4.	Tyrod Taylor (BUF)	4
4.	Tom Brady (NE)	3
4.	Teddy Bridgewater (MIN)	3
4.	Andy Dalton (CIN)	3
4.	Joe Flacco (BAL)	3

EXCELLENT EVANS

EVANS MAKING HISTORY

Through his first three seasons in the NFL, Buccaneers WR Mike Evans was of the most productive players in the league, ranking among the best starts to a career in NFL history.

EVANS VS. NFL

Since entering the league, Evans has been one of the best receivers in the league, ranking sixth in receiving touchdowns and seventh in receiving yards.

MOST RECEIVING TD BY A PLAYER IN HIS FIRST THREE SEASONS (Since 1970 Merger)

Rank	Player	Rec. TD
1.	Randy Moss (MIN, 1998-2000)	43
2.	Jerry Rice (SF, 1985-87)	40
3.	Rob Gronkowski (NE, 2010-12)	38
4.	John Jefferson (SD, 1978-80)	36
5.	Odell Beckham Jr. (NYG, 2014-16)	35
6.	Daryl Turner (SEA, 1984-86)	30
7.	A.J. Green (CIN, 2011-13)	29
8.	Sammy White (MIN, 1976-78)	28
9.	Mike Evans (TB, 2014-16)	27
9.	Dez Bryant (DAL, 2010-12)	27

NFL RECEIVING TOUCHDOWN LEADERS (2014-17)

Rank	Player (Team)	Rec. TD
1.	WR Antonio Brown (PIT)	44
2.	WR Odell Beckham Jr. (NYG)	38
3.	TE Rob Gronkowski (NE)	33
3.	WR Jordy Nelson (GB)	33
5.	WR Dez Bryant (DAL)	32
6.	WR Mike Evans (TB)	31
7.	WR DeAndre Hopkins (HOU)	30
8.	WR Doug Baldwin (SEA)	28
8.	WR A.J. Green (CIN)	28
10.	WR Michael Crabtree (OAK)	27
10.	TE Jimmy Graham (SEA)	27

MOST RECEIVING YARDS BY A PLAYER IN HIS FIRST THREE SEASONS (Since 1970 Merger)

Rank	Player	Yards
1.	Randy Moss (MIN, 1998-2000)	4,163
2.	Odell Beckham Jr. (NYG, 2014-16)	4,078
3.	A.J. Green (CIN, 2011-13)	3,833
4.	Torry Holt (STL, 1999-2001)	3,786
5.	Mike Evans (TB, 2014-16)	3,578
6.	Jerry Rice (SF, 1985-87)	3,575
7.	DeAndre Hopkins (HOU, 2013-15)	3,533
8.	John Jefferson (SD, 1978-80)	3,431
9.	Anquan Boldin (ARI, 2003-05)	3,402
10.	Issac Bruce (LA/STL, 1994-96)	3,391

NFL RECEIVING YARDS LEADERS (2014-17)

Rank	Player (Team)	Rec. Yards
1.	WR Antonio Brown (PIT)	6,112
2.	WR Julio Jones (ATL)	5,936
3.	WR DeAndre Hopkins (HOU)	4,769
4.	WR T.Y. Hilton (IND)	4,708
4.	WR Demaryius Thomas (DEN)	4,684
6.	WR Odell Beckham Jr. (NYG)	4,424
7.	WR Mike Evans (TB)	4,313
8.	WR A.J. Green (CIN)	4,188
9.	WR Emmanuel Sanders (DEN)	4,042
10.	WR Golden Tate (DET)	3,988



EXCELLENT EVANS

EVANS IN 2016

WR **Mike Evans** had his best season yet in 2016, earning a Pro Bowl trip and being named second-team Associated Press All-Pro after tying for the second-most receiving touchdowns in the NFL, recording the fourth-most receiving yards and sixth-most receptions in the league.

Evans had one of the best seasons in Buccaneers history, tying for the most receiving touchdowns in a season in team history while recording the second-most receptions and ranking third in receiving yards.

2016 NFL RECEIVING TOUCHDOWN LEADERS

Rank	Player (Team)	Rec. TD
1.	WR Jordy Nelson (GB)	14
2.	WR Mike Evans (TB)	12
2.	WR Antonio Brown (PIT)	12
2.	WR Davante Adams (GB)	12
5	WR Odell Beckham Jr. (NYG)	10

2016 NFL RECEIVING YARDS LEADERS

Rank	Player (Team)	Rec. Yards
1.	WR T.Y. Hilton (IND)	1,448
2.	WR Julio Jones (ATL)	1,409
3.	WR Odell Beckham Jr. (NYG)	1,367
4.	WR Mike Evans (TB)	1,321
5.	WR Antonio Brown (PIT)	1,284

2016 NFL RECEPTION LEADERS

Rank	Player (Team)	Rec.
1.	WR Larry Fitzgerald (ARI)	107
1.	WR Antonio Brown (PIT)	106
3.	WR Odell Beckham Jr. (NYG)	101
4.	WR Julian Edelman (NE)	98
5.	WR Jordy Nelson (GB)	97
6.	WR Mike Evans (TB)	96
7.	WR Doug Baldwin (SEA)	94
7.	WR Jarvis Landry (MIA)	94
9.	WR Michael Thomas (NO)	92
10.	WR T.Y. Hilton (IND)	91
10.	WR Demaryius Thomas (DEN)	91

MOST RECEIVING TOUCHDOWNS - SINGLE SEASON (Team History)

Rank	Player	TDs
1.	WR Mike Evans, 2014	12
1.	WR Mike Evans, 2016	12
3.	WR Mike Williams, 2010	11
4.	WR Joey Galloway 2005	10
5.	WR Mark Carrier, 1989	9
5.	WR Bruce Hill, 1988	9
5.	WR Kevin House, 1981	9
5.	WR Mike Williams, 2012	9

MOST RECEPTIONS - SINGLE SEASON (Team History)

Rank	Player	Rec.
1.	WR Keyshawn Johnson, 2001	106
2.	WR Mike Evans, 2016	96
3.	WR Mark Carrier, 1989	86
4.	RB James Wilder, 1984	85
5.	WR Keenan McCardell, 2003	84

MOST RECEIVING YARDS - SINGLE SEASON (Team History)

Rank	Player	Yards
1.	WR Mark Carrier, 1989	1,422
2.	WR Vincent Jackson, 2012	1,384
3.	WR Mike Evans, 2016	1,321
4.	WR Joey Galloway, 2005	1,287
5.	WR Keyshawn Johnson, 2001	1,266

EXCELLENT EVANS

EVANS IN BUCCANEERS HISTORY

Only in his fourth season, Evans has already proven himself as one of the best receivers in franchise history, tying for the second-most touchdown receptions in team history and recording the fourth-most receiving yards.

MOST RECEIVING TOUCHDOWNS (Team History)

Rank	Player	TDs
1.	TE Jimmie Giles, 1978-86	34
2.	WR Mike Evans, 2014-Present	31
2.	WR Kevin House, 1980-86	31
4.	WR Joey Galloway, 2004-08	28
5.	WR Mark Carrier, 1987-92	27

MOST RECEIVING YARDS (Team History)

Rank	Player	Yards
1.	WR Mark Carrier, 1987-92	5,018
2.	WR Kevin House, 1980-86	4,928
3.	WR Vincent Jackson, 2012-2016	4,326
4.	WR Mike Evans, 2014-Present	4,313
5.	TE Jimmie Giles, 1978-86	4,300
6.	WR Joey Galloway, 2004-08	3,912
7.	WR Keyshawn Johnson, 2000-03	3,828
8.	RB James Wilder, 1981-89	3,492
9.	WR Gerald Carter, 1981-87	3,443
10.	WR Mike Williams, 2010-13	2,947

STANDOUT GAME

Evans had 209 receiving yards at Washington in his rookie season, the ninth-most by a rookie in a single game since 1960 and the third-most by any player in Buccaneers history.

SINGLE-GAME ROOKIE RECEIVING YARD LEADERS SINCE 1960

Player	Date (Opp.)	Rec.	TD	Yards
1. Jerry Butler (BUF)	9/23/79 (vs. NYJ)	10	4	255
2. Jerry Rice (SF)^	12/9/85 (vs. RAM)	10	1	241
3. Justin Blackmon (JAC)	11/18/12 (at HOU)*	7	1	236
4. Eddie Kennison (STL)	12/15/96 (at ATL)	5	3	226
5. Anquan Boldin (ARI)	9/7/03 (at DET)	10	2	217
6. Mark Carrier (TB)	12/6/87 (at NO)	8	1	212
7. Jackie Smith (STL)^	10/13/63 (vs. PIT)	9	2	212
8. Sammy White (MIN)	11/7/76 (vs. DET)	7	2	210
9. Mike Evans (TB)	11/16/14 (at WAS)	7	2	209
10. Rod Gardner (WAS)	10/21/01 (vs. CAR)*	6	1	208

* Overtime game

^ Inducted into the Pro Football Hall of Fame

MOST RECEIVING YARDS IN A SINGLE GAME (Team History)

Player	Opponent-Date	Receiving Yards
1. Vincent Jackson	vs. NO-10/21/12	216
2. Mark Carrier*	at NO-12/6/87	212
3. Mike Evans*	at WAS-11/16/14	209
4. Antonio Bryant	at CAR-12/8/08	200
5. Kevin House	at OAK-10/18/81	178

EVANS VS. 2014 DRAFT CLASS

The 2014 rookie receiver class was lauded as one of the best in NFL history with 12 rookies recording at least 500 receiving yards, including three with 1,000+ receiving yards. One of those three was Buccaneers wide receiver Mike Evans, whose 1,051 receiving yards and 12 touchdowns announced his presence as a standout wide receiver in the NFL.

Evans has continued his success since then and is proving to be one of the best in a historic class, ranking second in receiving yards and receiving touchdowns, while posting the third-most receptions.

2014 DRAFT CLASS RECEIVING LEADERS (Career)

Player	GP	Rec.	TD	Yards
1. Odell Beckham (NYG)	47	313	38	4,424
2. Mike Evans (TB)	57	291	31	4,313
3. Jarvis Landry (MIA)	60	368	19	3,750
4. Brandin Cooks (NE)	54	268	25	3,747
5. Sammy Watkins (LAR)	49	184	23	2,987
6. Jordan Matthews (BUF)	56	250	20	2,955
7. Allen Robinson (JAC)	43	202	22	2,848
8. Davante Adams (GB)	57	222	23	2,670
9. Allen Hurns (JAC)	51	186	21	2,631
10. John Brown (ARI)	54	171	16	2,487

Evans has posted 12 100-yard receiving games, the second-most from the draft class

2014 NFL DRAFT CLASS MOST 100-YARD RECEIVING GAMES (Career)

Rank	Player (Team)	100-Yd. Games
1.	WR Odell Beckham Jr. (NYG)	19
2.	WR Mike Evans (TB)	12
3.	WR Sammy Watkins (LA)	11
4.	WR Brandin Cooks (NE)	9
5.	WR Allen Hurns (JAC)	8
5.	WR Jordan Matthews (BUF)	8
5.	WR Allen Robinson (JAC)	8

EXCELLENT EVANS

ROOKIE ROCKSTAR

Evans had 12 receiving touchdowns in 2014, tied for the third-most in a single season by a rookie since the merger.

NFL MOST RECEIVING TOUCHDOWNS IN A SINGLE SEASON (Rookies Since 1970)

Rank	Player	TDs
1.	WR Randy Moss, MIN, 1998	17
2.	WR John Jefferson, SD, 1978	13
3.	WR Mike Evans, TB 2014	12
3.	WR Odell Beckham, NYG 2014	12
5.	WR Mike Williams, TB, 2010	11

Evans' three multi-touchdown games were the most in a single season in franchise history and tied for the fourth-most by a rookie since the merger.

Evans had 1,051 receiving yards as a rookie, the 11th-most in a single season by a rookie since the merger.

NFL MOST RECEIVING YARDS IN A SINGLE SEASON (Rookies Since 1970)

Rank	Player	Yards
1.	WR Anquan Boldin, ARI, 2003	1,377
2.	WR Randy Moss, MIN, 1998	1,313
3.	WR Odell Beckham, NYG 2014	1,305
4.	WR Michael Clayton, TB, 2004	1,193
5.	WR Mike Thomas, NO, 2016	1,137
6.	WR Terry Glenn, NE, 1996	1,132
7.	WR Bill Brooks, IND, 1986	1,131
8.	WR Amari Cooper, OAK, 2015	1,070
9.	WR Ernest Givins, HOU, 1986	1,062
10.	WR A.J. Green, CIN, 2011	1,057
11.	WR Mike Evans, TB 2014	1,051

EVANS VS. BUCCANEERS ROOKIES

Evans had a record-setting rookie season, setting a new franchise record for receiving touchdowns, tying for the most touchdowns from scrimmage by a rookie, while finishing with the second-most receiving yards and receptions by a Buccaneers rookie.

MOST RECEIVING TOUCHDOWNS BY A ROOKIE - (Team History)

Rank	Player, Year	TDs
1.	WR Mike Evans, 2014	12
2.	WR Mike Williams, 2010	11
3.	WR Michael Clayton, 2004	7
4.	WR Kevin House, 1980	5
4.	TE Tim Wright, 2013	5

MOST SCRIMMAGE TOUCHDOWNS BY A ROOKIE - (Team History)

Player, Year	Rec. TD	Rush TD	Total TD
1. WR Mike Evans, 2014	12	0	12
1. RB Doug Martin, 2012	1	11	12
3. WR Mike Williams, 2010	11	0	11
4. RB Lars Tate, 1988	1	7	8
5. WR Michael Clayton, 2004	7	0	7
5. WR Warrick Dunn, 1997	3	4	7
5. RB Errict Rhett, 1994	0	7	7

MOST RECEIVING YARDS BY A ROOKIE - (Team History)

Rank	Player, Year	Yards
1.	WR Michael Clayton, 2004	1,193
2.	WR Mike Evans, 2014	1,051
3.	WR Mike Williams, 2010	964
4.	WR Lawrence Dawsey, 1991	818
5.	WR Horace Copeland, 1993	633

MOST RECEPTIONS BY A ROOKIE - (Team History)

Rank	Player, Year	Rec.
1.	WR Michael Clayton, 2004	80
2.	WR Mike Evans, 2014	68
3.	FB Mike Alstott, 1996	65
3.	WR Mike Williams, 2010	65
5.	WR Lawrence Dawsey, 1991	55

BUCCANEERS ALL-TIME SINGLE GAME ROOKIE RECEIVING YARD LEADERS

Player	Date (Opp.)	Rec.	TD	Yards
1. Mark Carrier	12/6/87 (at NO)	8	1	212
2. Mike Evans	11/16/14 (at WAS)	7	2	209
3. Michael Clayton	12/12/04 (at SD)	9	1	145
4. Michael Clayton	10/18/04 (at STL)	8	0	142
5. Kevin House	12/20/80 (vs. CHI)	3	0	138
6. Mike Evans	11/9/14 (vs. ATL)	7	1	125
7. Mike Evans	11/2/14 (at CLE)	7	2	124
8. Arrelious Benn	12/12/10 (at WAS)	4	0	122
9. Steve Holloway	10/18/1987 (vs. MIN)	8	0	107
10. Warrick Dunn	9/21/97 (vs. MIA)	6	1	106

MAKING BRATE PLAYS

BRATE IN BUCS HISTORY

Brate has 17 career touchdown catches, tied for the 10th-most in franchise history

MOST RECEIVING TOUCHDOWNS (Team History)

Rank	Player	TDs
1.	TE Jimmie Giles, 1978-86	34
2.	WR Mike Evans, 2014-Present	31
2.	WR Kevin House, 1980-86	31
4.	WR Joey Galloway, 2004-08	28
5.	WR Mark Carrier, 1987-92	27
6.	WR Mike Williams, 2010-13	25
7.	TE Dave Moore, 1992-2001, 2004-06	24
8.	WR Bruce Hill, 1987-91	23
9.	WR Vincent Jackson, 2012-16	20
10.	TE Cameron Brate, 2014-Pres.	17
10.	WR Gerald Carter, 1981-87	17
10.	WR Keyshawn Johnson, 2000-03	17

BRATE VS. NFL

Since the start of the 2016 season, TE **Cameron Brate** has 14 touchdown receptions, the second-most in the NFL by a tight end during that span and tied for the seventh-most in the NFL during that time.

2016-17 NFL MOST TOUCHDOWN RECEPTIONS - Tight Ends

Rank	Player	Team	TD
1.	Jimmy Graham	SEA	15
2.	Cam Brate	TB	14
3.	Kyle Rudolph	MIN	13
4.	Zach Ertz	PHI	11
4.	Hunter Henry	SD	11
4.	Travis Kelce	KC	11

2016-17 NFL MOST TOUCHDOWN RECEPTIONS

Rank	Player	Team	TD
1.	WR Antonio Brown	PIT	21
2.	WR Jordy Nelson	GB	20
3.	WR Davante Adams	GB	19
4.	WR Mike Evans	TB	16
5.	TE Jimmy Graham	SEA	15
5.	WR Kenny Stills	MIA	15
7.	TE Cam Brate	TB	14
7.	WR Michael Crabtree	OAK	14
9.	WR Dez Bryant	DAL	13
9.	WR Brandin Cooks	NE	13
9.	WR DeAndre Hopkins	HOU	13
9.	TE Kyle Rudolph	MIN	13

During that timeframe, Brate has totaled 1,141 receiving yards, the eighth-most among tight ends.

2016-17 NFL MOST RECEIVING YARDS - Tight Ends

Rank	Player	Team	Yds
1.	Travis Kelce	KC	1,996
2.	Zach Ertz	PHI	1,479
3.	Delanie Walker	TEN	1,476
4.	Jimmy Graham	SEA	1,396
5.	Rob Gronkowski	NE	1,389
5.	Kyle Rudolph	MIN	1,305
7.	Jack Doyle	IND	1,144
8.	Cam Brate	TB	1,141
9.	Vernon Davis	WAS	1,125
10.	Greg Olsen	CAR	1,111

BRATE IN 2016

Brate had one of the best seasons ever by a Buccaneers tight end in 2016. His eight touchdown receptions tied for the most in a single season, his 57 receptions were fifth-most and his 660 receiving yards were the seventh-most among tight ends.

MOST TOUCHDOWN RECEPTIONS - SINGLE SEASON (Tight Ends, Team History)

Rank	Player	Year	TD
1.	Cam Brate	2016	8
1.	Jimmie Giles	1985	8
3.	Jimmie Giles	1979	7
4.	Cam Brate	2017	6
4.	Jimmie Giles	1981	6

MOST RECEIVING YARDS - SINGLE SEASON (Tight Ends, Team History)

Rank	Player	Year	Yards
1.	Kellen Winslow	2009	884
2.	Jimmie Giles	1981	786
3.	Kellen Winslow	2011	763
4.	Jackie Harris	1995	751
5.	Kellen Winslow	2010	730
6.	Jimmie Giles	1985	673
7.	Cam Brate	2016	660
8.	Jimmie Giles	1980	602
9.	Jimmie Giles	1979	579
10.	Tim Wright	2013	571

MOST RECEPTIONS - SINGLE SEASON (Tight Ends, Team History)

Rank	Player	Year	Rec.
1.	Kellen Winslow	2009	77
2.	Kellen Winslow	2011	75
3.	Kellen Winslow	2010	66
4.	Jackie Harris	1995	62
5.	Cam Brate	2016	57

DEEP THREAT DESEAN

This past offseason, the Buccaneers signed WR **DeSean Jackson**, one of the premier deep threats not only in the league today, but in NFL history.

DESEAN IN NFL HISTORY

DeSean Jackson's game-breaking ability allows him to stand among some of the all-time greats. His 26 career touchdowns of 50 or more yards are tied for the fourth-most in the NFL since 1970, while his 22 scores of 60 or more yards are second only to Hall of Fame wide receiver Jerry Rice.

NFL TOUCHDOWNS OF 50+ YARDS (Since 1970)

Rank	Player (Years)	TD
1.	WR Jerry Rice (1985-2004)	36
2.	WR Randy Moss (1998-2012)	29
3.	WR Terrell Owens (1996-2010)	27
4.	WR DeSean Jackson (2008-Pres.)	26
4.	WR Steve Smith Sr. (2001-16)	26

NFL TOUCHDOWNS OF 60+ YARDS (NFL History)

Rank	Player	TD
1.	WR Jerry Rice (1985-2004)	23
2.	WR DeSean Jackson (2008-Pres.)	22
3.	WR Devin Hester (2006-16)	21
4.	WR Bobby Mitchell (1958-68)	20
5.	WR Lance Alworth (1962-72)	19

LEADING THE LEAGUE

With his speed and big play ability ranking alongside some of the most notable deep threats in NFL history, it's no surprise that Jackson ranks as the most explosive player in the NFL since entering the league in 2008.

NFL TOUCHDOWNS OF 50+ YARDS (Since 2008)

Rank	Player (Years)	TD
1.	WR DeSean Jackson (2008-Pres.)	26
2.	RB Chris Johnson (2008-Pres.)	14
2.	WR Jordy Nelson (2008-Pres.)	14
4.	WR A.J. Green (2011-Pres.)	13
4.	WR Calvin Johnson (2007-15)	13
5.	Two players tied	12

NFL RECEIVING AVERAGE - Min. 300 Rec. (Since 2008)

Rank	Player (Years)	Avg.
1.	WR DeSean Jackson (2008-Pres.)	17.4
2.	WR Vincent Jackson (2005-16)	16.9
3.	WR T.Y. Hilton (2012-Pres.)	16.0
4.	WR Calvin Johnson (2007-15)	15.9
5.	WR Kenny Britt (2009-Pres.)	15.6

NFL RECEPTIONS OF 50+ YARDS (Since 2008)

Rank	Player (Years)	Rec.
1.	WR DeSean Jackson (2008-Pres.)	37
2.	WR Mike Wallace (2009-Pres.)	25
3.	WR A.J. Green (2011-Pres.)	23
3.	WR Calvin Johnson (2007-15)	23
5.	WR Jordy Nelson (2008-Pres.)	22

Jackson has not only been one of the most explosive receivers since entering the league, but one of the most productive overall, ranking sixth in the NFL in receiving yards since 2008 and sixth among all active players

NFL RECEIVING YARDS (Since 2008)

Rank	Player (Years)	Yards
1.	WR Calvin Johnson (2008-15)	10,863
2.	WR Larry Fitzgerald (2008-Pres.)	10,723
3.	WR Brandon Marshall (2008-Pres.)	10,581
4.	WR Antonio Brown (2010-Pres.)	9,673
5.	WR DeSean Jackson (2008-Pres.)	9,435

NFL RECEIVING YARDS (Active Players)

Rank	Player (Years)	Yards
1.	WR Larry Fitzgerald (2004-Pres.)	15,267
2.	TE Jason Witten (2003-Pres.)	12,325
3.	WR Brandon Marshall (2006-Pres.)	12,215
4.	TE Antonio Gates (2003-Pres.)	11,371
5.	WR Antonio Brown (2010-Pres.)	9,673
6.	WR DeSean Jackson (2008-Pres.)	9,435
7.	WR Julio Jones (2011-Pres.)	8,673
8.	WR Demaryius Thomas (2010-Pres.)	8,382
9.	WR A.J. Green (2011-Pres.)	8,021
10.	WR Mike Wallace (2009-Pres.)	7,811

RB Doug Martin was one of the top runners in the NFL in 2015, totaling 1,402 rushing yards, the second-most in the league, while his 4.87 rushing average ranked as the most among running backs with at least 150 carries.

2015 NFL RUSHING YARDS LEADERS

Rank	Player (Team)	Rushing Yards
1.	Adrian Peterson (MIN)	1,485
2.	Doug Martin (TB)	1,402
3.	Todd Gurley (STL)	1,106
4.	Darren McFadden (DAL)	1,089
5.	Chris Ivory (NYJ)	1,070

2015 NFL HIGHEST RUSHING AVERAGE (Min. 150 Carries)

Name	Att.	Yds.	Avg.
1. Doug Martin (TB)	288	1,402	4.87
2. Todd Gurley (STL)	229	1,106	4.83
3. Giovani Bernard (CIN)	154	730	4.74
4. C.J. Anderson (DEN)	152	720	4.74
4. Mark Ingram (NO)	166	769	4.63

Martin's 4.87 average was the highest by any running back with at least 275 carries since 2013 (LeSean McCoy, 314 carries, 5.12 avg.).

Much of Martin's success came from creating big runs. Martin had 33 rushes of 10 or more yards, the second-most in the NFL and 14 rushes of 20+ yards, the most in the league. He was one of only five players in the league with multiple 50+ yards runs.

2015 NFL RUSHES OF 10+ YARDS

Rank	Player (Team)	10+ Yd. Rushes
1.	Adrian Peterson (MIN)	43
2.	Doug Martin (TB)	33
3.	Devonta Freeman (ATL)	32
4.	Chris Ivory (NYJ)	29
4.	LeSean McCoy (BUF)	28

2015 NFL RUSHES OF 20+ YARDS

Rank	Player (Team)	20+ Yd. Rushes
1.	Doug Martin (TB)	14
2.	Todd Gurley (STL)	11
3.	Adrian Peterson (MIN)	10
4.	Chris Ivory (NYJ)	9
4.	Darren McFadden (DAL)	9
4.	Latavius Murray (OAK)	9

2015 NFL RUSHES OF 50+ YARDS

Rank	Player (Team)	50+ Yd. Rushes
1.	Doug Martin (TB)	3
1.	Todd Gurley (STL)	3
2.	Isaiah Crowell (CLE)	2
2.	Mike Gillislee (BUF)	2
2.	Chris Ivory (NYJ)	2
2.	Adrian Peterson (MIN)	2
2.	DeAngelo Williams (PIT)	2

At Philadelphia, Martin rushed for 235 yards, the most rushing yards in a game in 2015.

2015 NFL MOST RUSHING YARDS IN A GAME

Name	Yds.	Date	Opp.
1. Doug Martin (TB)	235	11/22/15	PHI
2. Thomas Rawls (SEA)	209	11/22/15	SF
3. Adrian Peterson (MIN)	203	11/15/15	OAK
4. David Johnson (ARI)	187	12/20/15	PHI
5. Lamar Miller (MIA)	175	10/25/15	HOU

Martin was able to break off so many big runs due to his ability to break tackles and make yards after contact. Per Stats, Inc., he was tied for the fourth-most broken tackles and had the most rushing yards after contact.

2015 NFL BROKEN TACKLES

Rank	Player (Team)	Broken Tackles
1.	Chris Ivory (NYJ)	14
2.	LeGarrette Blount (NE)	11
2.	Adrian Peterson (MIN)	11
4.	Doug Martin (TB)	10
4.	Carlos Hyde (SF)	10

2015 NFL YARDS AFTER CONTACT

Rank	Player (Team)	Yards After Contact
1.	Doug Martin (TB)	650
2.	Adrian Peterson (MIN)	641
3.	Chris Ivory (NYJ)	551
4.	Todd Gurley (STL)	524
5.	Jonathan Stewart (CAR)	498

Martin rushed for 100+ yards in three consecutive contests (10/4 vs. CAR-10/25 at WAS), only the third time in franchise history a player has reached at least 100 rushing yards in three straight games (also: James Wilder, six consecutive, 12/9/84 vs. ATL-9/29/85 at DET; Carnell Williams, three consecutive, 9/11/05 at MIN-9/25/05 at GB).



RECORD-SETTER

With their second first-round pick in 2012, the Tampa Bay Buccaneers selected RB **Doug Martin**, who proved to be a sensation in his rookie season, shattering Buccaneers records, while setting NFL marks along the way. In 2015, Martin had another one of the best years in team history, ranking in the top five in rushing yards and scrimmage yards

MOST RUSHING YARDS - SINGLE SEASON (Team History)

Rank	Player	Year	Yards
1.	RB James Wilder	1984	1,544
2.	RB Doug Martin	2012	1,454
3.	RB Doug Martin	2015	1,402
4.	RB James Wilder	1985	1,300
5.	RB Ricky Bell	1979	1,263
6.	RB Errict Rhett	1995	1,207
7.	RB Carnell Williams	2005	1,178
8.	RB Reggie Cobb	1992	1,171
9.	RB Warrick Dunn	2000	1,133
10.	RB Warrick Dunn	1998	1,026

MOST YARDS FROM SCRIMMAGE - SINGLE SEASON (Team History)

Rank	Player	Year	Yards
1.	RB James Wilder	1984	2,229
2.	RB Doug Martin	2012	1,926
3.	RB Doug Martin	2015	1,673
4.	RB James Wilder	1985	1,641
5.	RB Warrick Dunn	2000	1,555
6.	RB Ricky Bell	1979	1,511
7.	RB Warrick Dunn	1997	1,440
8.	WR Mark Carrier	1989	1,422
9.	RB Warrick Dunn	1998	1,370
10.	RB Michael Pittman	2003	1,348

After setting the franchise record in his rookie season with 251 rushing yards at Oakland (11/4/12), Martin notched another banner day in 2015, with 235 rushing yards at Philadelphia (11/22/15), the second-highest mark in team history.

MOST SINGLE-GAME RUSHING YARDS (Team History)

Player	Opponent-Date	Rush Yds
1. RB Doug Martin	at OAK-11/4/12	251
2. RB Doug Martin	at PHI-11/22/15	235
3. RB James Wilder	at MIN-11/6/83	219
4. RB Warrick Dunn	vs. DAL-12/3/00	210
5. RB Errict Rhett	vs. WAS-12/4/94	192
6. RB James Wilder	vs. GB-9/30/84	172
7. RB Ricky Bell	vs. GB-10/21/79	167
8. RB James Wilder	at CHI-9/8/85	166
9. RB LeGarrette Blount	at SEA-12/26/10	164
10. RB Bobby Rainey	vs. ATL-11/17/13	163

Part of Martin's Philadelphia totals included an 84-yard run, the longest in franchise history and the third-longest rush in the league in 2015.

LONGEST RUSHING PLAYS IN TEAM HISTORY

Player	Yards	Opponent-Date
1. Doug Martin	84	@PHI-11/22/15
2. Bobby Rainey	80t	BUF-12/8/13
3. Michael Pittman	78t	KC-11/11/04
4. Warrick Dunn	76	CHI-12/21/97
5. Jerry Ellison	75	DET-12/23/95
5. James Wilder	75t	@MIN-11/6/83

2015 NFL LONGEST RUSHING PLAYS

Player	Yards	Opponent-Date
1. Marcus Mariota	87t	JAC-12/6/15
2. Lamar Miller (MIA)	85t	HOU-10/25/15
3. Doug Martin (TB)	84	@PHI-11/22/15
4. Adrian Peterson (MIN)	80t	@OAK-11/15/15
5. Adrian Peterson (MIN)	75	@DET-10/25/15

ROOKIE TOUCHDOWN MACHINE

In his first NFL season, Martin made his mark scoring touchdowns, with 11 rushing scores, the second-most in team history and 12 touchdowns from scrimmage, tied for the second-most in a season.

MOST RUSHING TDs - SINGLE SEASON (Team History)

Rank	Player	Year	TDs
1.	RB James Wilder	1984	13
2.	RB Doug Martin	2012	11
3.	RB Errict Rhett	1995	11
4.	RB Earnest Graham	2007	10
4.	FB Mike Alstott	2001	10
4.	RB James Wilder	1985	10

MOST TOUCHDOWNS - SINGLE SEASON (Team History)

Rank	Player	Year	TDs
1.	RB James Wilder	1984	13 (13 rush)
2.	RB Mike Evans*	2014	12 (12 rec.)
2.	RB Doug Martin*	2012	12 (11 rush, 1 rec.)
4.	WR Mike Williams*	2010	11 (11 rec.)
4.	FB Mike Alstott	2001	11 (10 rush, 1 rec.)
4.	RB Errict Rhett	1995	11 (11 rush)

*-Rookie

MARTIN IN TAMPA BAY HISTORY

Martin has continued his climb in the Buccaneers record books, with 25 career rushing touchdowns (tied for fourth in team history), 4,603 career rushing yards (fourth in team history), and 5,670 career scrimmage yards (fifth in team history) and 11 career 100-yard rushing games (tied for second in team history).

MOST RUSHING YARDS - (Team History)

Rank	Player	Yards
1.	RB James Wilder, 1981-89	5,957
2.	FB Mike Alstott, 1996-2006	5,088
3.	RB Warrick Dunn, 1997-2008	4,986
4.	RB Doug Martin, 2012-Pres.	4,603
5.	RB Carnell Williams, 2005-10	3,677

MOST RUSHING TOUCHDOWNS - (Team History)

Rank	Player	TDs
1.	FB Mike Alstott, 1996-2006	58
2.	RB James Wilder, 1981-89	37
3.	RB Doug Martin, 2012-Pres.	25
4.	RB Errict Rhett, 1994-97	24
5.	RB Reggie Cobb, 1990-93	21
6.	RB Carnell Williams, 2005-10	20
7.	RB Warrick Dunn, 1997-2008	19
8.	RB Ricky Bell, 1977-1981	16
9.	FB/RB Earnest Graham, 2004-11	15
9.	RB Lars Tate, 1988-89	15

MOST SCRIMMAGE YARDS - (Team History)

Rank	Player	Yards
1.	RB James Wilder, 1981-89	9,449
2.	RB Warrick Dunn, 1997-2008	7,690
3.	FB Mike Alstott, 1996-2006	7,372
4.	RB Michael Pittman, 2002-07	5,723
5.	RB Doug Martin, 2012-Pres.	5,670
6.	WR Mark Carrier, 1987-92	5,018
7.	WR Kevin House, 1980-86	4,969
8.	RB Carnell Williams, 2005-10	4,586
9.	WR Vincent Jackson, 2012-Pres.	4,326
10.	TE Jimmie Giles, 1978-86	4,307

MOST 100-YARD RUSHING GAMES – Team History

Rank	Player	100-Yd. Games
1.	RB James Wilder, 1981-89	14
2.	RB Warrick Dunn, 1997-2001, 2008	11
2.	RB Doug Martin, 2012-Pres.	11
4.	RB Carnell Williams, 2005-10	9
5.	RB Ricky Bell, 1977-81	8*
5.	RB Michael Pittman, 2002-07	8**
5.	RB Errict Rhett, 1994-97	8

*Includes one playoff game

**Includes Super Bowl XXXVII

NFL RECORDS

Martin recorded 1,926 yards from scrimmage as a rookie, the third-highest total in NFL history, trailing only Eric Dickerson (2,212 in 1984) and Edgerrin James (2,139 in 1999). His banner day came at Oakland (11/4/12), when he rushed for 251 yards and four touchdowns, the most in Buccaneers history and tied for the 10th-most in NFL history.

MOST RUSHING YARDS IN A GAME - (NFL History)

Name	Yds	Date	Opp.
1. Adrian Peterson (MIN)*	296	11/4/07	SD
2. Jamal Lewis (BAL)	295	9/14/03	CLE
3. Jerome Harrison (CLE)	286	12/20/09	KC
4. Corey Dillon (CIN)	278	11/4/07	DEN
5. Walter Payton (CHI)	275	11/20/77	MIN
6. O.J. Simpson (BUF)	273	11/25/76	DET
7. Shaun Alexander (CIN)	266	11/11/01	OAK
8. Jamaal Charles (KC)	259	1/3/10	DEN
9. Demarco Murray (DAL)*	253	10/23/11	STL
10. Doug Martin (TB)*	251	11/4/12	OAK
10. Mike Anderson (DEN)*	251	12/3/00	NO

*-Rookie

Martin's 251 rushing yards at Oakland came on only 25 carries, a 10.0 avg., the third highest in NFL history with a minimum of 25 rush attempts.

MOST YARDS-PER-CARRY - SINGLE GAME - (Min. 25 carries)

Name	Att	Yds/Rush	Date (Opp.)
1. Jamaal Charles (KC)	25	10.4	01/03/12 (DEN)
2. Demarco Murray (DAL)	25	10.1	10/23/11 (STL)
3. Doug Martin (TB)	25	10.0	11/4/12 (OAK)

MOST RUSHING YARDS IN A HALF - (Since 1991)

Name	Half, Yds	Date (Opp.)
1. Adrian Peterson (MIN)	2nd, 253	11/04/07 (SD)
2. Doug Martin (TB)	2nd, 220	11/4/12 (OAK)
3. Jerome Harrison (CLE)	2nd, 213	12/20/09 (KC)
4. Corey Dillon (CIN)	2nd, 201	10/22/00 (DEN)
5. Barry Sanders (DET)	2nd, 200	11/13/94 (TB)

MOST RUSHING YARDS IN A QUARTER - (Since 1991)

Name	Qtr	Yds	Date (Opp.)
1. Jamaal Charles (KC)	3rd	165	12/23/12 (IND)
2. Jamaal Charles (KC)	3rd	162	9/23/12 (NO)
3. LeSean McCoy (PHI)	4th	148	12/8/13 (DET)
4. Adrian Peterson (MIN)	4th	146	11/4/07 (SD)
4. Kenneth Davis (BUF)	2nd	146	11/22/92 (ATL)
6. Doug Martin (TB)	3rd	143	11/4/12 (OAK)
6. Marshall Faulk (STL)	1st	143	11/11/01 (CAR)
6. Thomas Jones (NYJ)	2nd	143	10/18/09 (BUF)
9. Terrell Davis (DEN)	1st	138	9/13/98 (DAL)
10. Leonard Fournette	4th	137	10/8/17 (PIT)

TEAM STATS

THIRD DOWN SUCCESS

One of the biggest keys for Tampa Bay in 2016, on both offense and defense, was success on third downs. Defensively, the Buccaneers limited opponents to a 34.4 conversion rate on third down, the best mark in the league. On the offensive side of the ball, Tampa Bay converted 43.9 percent of their third-down attempts, the sixth-highest mark in the NFL. The +9.5 percentage point differential between third-down conversion percentages allowed vs. converted was the highest in the NFL.

2016 NFL OPPONENT THIRD-DOWN CONVERSION LEADERS

Rank	Team	Conv.	Att.	Pct.
1.	Tampa Bay Buccaneers	67	195	34.4
2.	Baltimore Ravens	75	214	35.0
3.	New York Giants	84	238	35.3
4.	Miami Dolphins	77	213	36.2
5.	Denver Broncos	86	236	36.4

2016 NFL THIRD-DOWN CONVERSION LEADERS

Rank	Team	Conv.	Att.	Pct.
1.	New Orleans Saints	107	220	48.6
2.	Green Bay Packers	98	210	46.7
3.	Tennessee Titans	100	217	46.1
4.	New England Patriots	104	227	45.8
5.	Washington Redskins	90	199	45.2
6.	Tampa Bay Buccaneers	94	214	43.9
7.	Indianapolis Colts	87	202	43.1
8.	Detroit Lions	83	195	42.6
9.	San Diego Chargers	85	200	42.5
10.	Dallas Cowboys	80	189	42.3

RUSHING THE PASSER

In 2016, Tampa Bay recorded 38 sacks, tied for the ninth-most in the NFL.

NFL TEAM SACK LEADERS

Rank	Team	Sacks
1.	Arizona Cardinals	48
2.	Carolina Panthers	47
3.	Denver Broncos	42
3.	Seattle Seahawks	42
5.	Minnesota Vikings	41
6.	Green Bay Packers	40
6.	Tennessee Titans	40
8.	Buffalo Bills	39
9.	Tampa Bay Buccaneers	38
9.	Pittsburgh Steelers	38
9.	Washington Redskins	38

TAKE THE BALL AWAY

Despite a slow start that saw only two takeaways during the first four weeks, Tampa Bay was one of the top teams in the league in 2016 at forcing turnovers, recording the third-most takeaways in the NFL.

2016 NFL TAKEAWAY LEADERS

Rank	Team	INT	FR	Takeaways
1.	Kansas City Chiefs	18	15	33
2.	Oakland Raiders	16	14	30
3.	Tampa Bay Buccaneers	17	12	29
4.	Arizona Cardinals	14	14	28
4.	Baltimore Ravens	18	10	28
4.	San Diego Chargers	18	10	28

THE REAL MCCOY

GERALDINI THE GREAT

Buccaneer DT Gerald McCoy has been selected to the Pro Bowl in each of the past five seasons and, since 2013, has led all defensive tackles in sacks. But the All-Pro may be having one of his best seasons yet in 2017.

This year McCoy has 21 quarterback hits, tied for the sixth-most in the NFL, tying his career high (21 in 2013). He leads all defensive tackles.

2017 NFL QB HIT LEADERS

Rank	Player	QBH
1.	LB Chandler Jones (ARI)	25
2.	DE Calais Campbell (JAC)	24
3.	DE Leonard Williams (NYJ)	23
4.	DE Michael Bennett (SEA)	22
4.	LB Cameron Wake (MIA)	22
6.	DT Gerald McCoy (TB)	21
6.	DE Everson Griffen (MIN)	21
8.	DE Dmarcus Lawrence (DAL)	20
8.	DT Aaron Donald (LAR)	20
10.	DE Joey Bosa (LAC)	19
10.	DE Trey Flowers (NE)	19

McCoy is also tied for the league lead in tackles for loss among all defensive tackles this year, while tying for the fifth-most sacks among defensive tackles.

2017 NFL TFL LEADERS – Defensive Tackles

Rank	Player	TFL
1.	Gerald McCoy (TB)	12
1.	Aaron Donald (LAR)	12
3.	Grady Jarrett (ATL)	11
4.	David Irving (DAL)	9
5.	Geno Atkins (CIN)	8
5.	Jurrell Casey (TEN)	8
5.	Timmy Jernigan (PHI)	8
5.	Bennie Logan (KC)	8

2017 NFL SACK LEADERS – Defensive Tackles

Rank	Player	Sacks
1.	Aaron Donald (LAR)	8.0
2.	Geno Atkins (CIN)	7.0
2.	David Irving (DAL)	7.0
4.	Malik Jackson (JAC)	6.0
5.	Fletcher Cox (PHI)	5.5
6.	Gerald McCoy (TB)	5.0

MCCOY IN 2016

Gerald McCoy finished the 2016 season ranking fourth among all defensive tackles with 7.0 sacks.

2016 NFL SACK LEADERS - DEFENSIVE TACKLES

Rank	Player (Team)	Sacks
1.	Geno Atkins (CIN)	9.0
2.	Calais Campbell (ARI)	8.0
2.	Aaron Donald (LA)	8.0
4.	Gerald McCoy (TB)	7.0
5.	Fletcher Cox (PHI)	6.5
5.	Nick Fairley (NO)	6.5
5.	Malik Jackson (JAC)	6.5

MCCOY SINCE 2013

Since 2013, McCoy has the most sacks by any defensive tackle in the NFL.

2013-17 NFL SACK LEADERS – Defensive Tackles

Rank	Player	Sacks
1.	Gerald McCoy (TB)	38.5
2.	Geno Atkins (CIN)	36.0
2.	Aaron Donald (LAR)	36.0
4.	Jurrell Casey (TEN)	30.5
5.	Fletcher Cox (PHI)	28.5
5.	Ndamukong Suh (MIA)	28.5

More than just a pass-rusher, McCoy has shown his ability at stopping the run. His 62 tackles for loss are the fourth-most by a defensive tackle since 2012.

NFL TFL LEADERS - DEFENSIVE TACKLES (2012-17)

Rank	Player (Team)	TFL
1.	Ndamukong Suh (MIA)	80
2.	Aaron Donald (LAR)	69
3.	Geno Atkins (CIN)	68
4.	Gerald McCoy (TB)	62
5.	Jurrell Casey (TEN)	57

THE REAL MCCOY

MCCOY IN TEAM HISTORY

McCoy's 9.5 sacks in 2013 are tied for the fifth-most in a single season by a defensive tackle. He is only the third defensive tackle in Buccaneers history to top 9.0 sacks in a single season (Warren Sapp, Santana Dotson)

MOST SACKS, SINGLE SEASON - DEFENSIVE TACKLES (Team History)

Rank	Player	Year	Sacks
1.	Warren Sapp	2000	16.5
2.	Warren Sapp	1999	12.5
3.	Warren Sapp	1997	10.5
4.	Santana Dotson	1992	10.0
5.	David Logan	1983	9.5
5.	Gerald McCoy	2013	9.5

For his career, McCoy has 47.5 sacks, the second-most by a defensive tackle in team history and the fourth-most in franchise history.

MOST SACKS - DEFENSIVE TACKLE (Team History)

Rank	Player	Sacks
1.	Warren Sapp, 1995-2003	77.0
2.	Gerald McCoy, 2010-Pres.	47.5
3.	David Logan, 1979-86*	39.0
4.	Brad Culpepper, 1994-99	33.0
5.	Santana Dotson, 1992-95	23.0

* Sacks were not an official stat until 1982. Logan is credited with 28.5 by Stats, Inc.

MOST SACKS - TEAM HISTORY

Rank	Player	Sacks
1.	Lee Roy Selmon, 1976-84*	78.5
2.	Warren Sapp, 1995-2003	77.0
3.	Simeon Rice, 2001-06	69.5
4.	Gerald McCoy, 2010-Pres.	47.5
5.	David Logan, 1979-86*	39.0
6.	Chidi Ahanotu, 1993-00, 2004	34.5
7.	Brad Culpepper, 1994-99	33.0
8.	Ronde Barber, 1997-2012	28.0
9.	Broderick Thomas, 1989-93	26.5
10.	Greg Spires, 2002-07	26.0

* Sacks were not an official stat until 1982. Selmon is credited with 23.0 & Logan is credited with 28.5 by Stats, Inc.

DOMINANT DAVID

Since entering the NFL in 2012, Lavonte David has shown himself to be one of the top linebackers in the league, earning All-Rookie honors from nearly every publication his first season, then following up a Pro Bowl selection in 2015 and All-Pro honors following the 2013 and 2016 seasons.

Entering his sixth season, David has already set some impressive marks around the NFL.

DAVID SINCE ENTERING THE LEAGUE

Over the past five seasons, David has made the third-most tackles in the NFL and the most solo tackles.

2012-17 NFL TACKLE LEADERS

Rank	Player (Current Team)	Tackles
1.	LB Luke Kuechly (CAR)	782
2.	LB Bobby Wagner (SEA)	756
3.	LB Lavonte David (TB)	734
4.	LB Paul Posluszny (JAC)	678
5.	LB Lawrence Timmons (MIA)	664

2012-17 NFL SOLO TACKLE LEADERS

Rank	Player (Current Team)	Solo Tackles
1.	LB Lavonte David (TB)	527
2.	LB Paul Posluszny (JAC)	505
3.	LB Luke Kuechly (CAR)	495
4.	LB Bobby Wagner (SEA)	461
5.	LB Lawrence Timmons (MIA)	450

Since 2012, David has the second-most run stuffs of any player in football.

2012-17 STUFFS LEADERS

Rank	Player (Current Team)	Stuffs
1.	DE J.J. Watt (HOU)	69.5
2.	LB Lavonte David (TB)	59.5
3.	DE Michael Bennett (SEA)	53.0
4.	DE Calais Campbell (JAC)	43.5
4.	DT Ndamukong Suh (MIA)	43.5

David has also been one of the leaders in tackles for loss over the last five seasons. His 91 TFLs during that stretch rank him second in the NFL, and he is one of only two players in the league to post three consecutive seasons (2012-14) with at least 15 tackles for loss (also J.J. Watt, 2012-15).

2012-17 NFL TACKLE FOR LOSS LEADERS

Rank	Player (Current Team)	TFL
1.	DE J.J. Watt (HOU)	123
2.	LB Lavonte David (TB)	92
3.	LB Von Miller (DEN)	89
4.	DE Michael Bennett (SEA)	85
5.	DE Calais Campbell (JAC)	81
5.	LB Ryan Kerrigan (WAS)	81
7.	DT Ndamukong Suh (MIA)	80
8.	LB Justin Houston (KC)	76
9.	LB Chandler Jones (ARI)	74
9.	DE Cameron Jordan (NO)	74

David has shown his ability to help not only stop the run, but to defend the pass. Since entering the NFL in 2012, David is tied for second in the league in interceptions by a linebacker and ranks fifth in passes defended during that span.

2012-17 NFL INTERCEPTIONS - (Linebackers)

Rank	Player (Team)	INT
1.	Luke Kuechly (CAR)	15
2.	Lavonte David (TB)	10
2.	Thomas Davis (CAR)	10
4.	Karlos Dansby (ARI)	9
4.	Paul Posluszny (JAC)	9

2012-17 NFL PASSES DEFENSED - (Linebackers)

Rank	Player (Team)	PD
1.	Luke Kuechly (CAR)	47
2.	Karlos Dansby (ARI)	46
3.	Alec Ogletree (LAR)	40
4.	Mark Barron (LAR)	38
5.	Lavonte David (TB)	36



DOMINANT DAVID

HISTORICAL PERFORMANCE

In his first five seasons, David totaled 663 tackles, 18.0 sacks and 10 interceptions. He is the only player in the NFL during the last five years to total at least 500 tackles, 15.0 sacks and 10 interceptions. The start to his career compares with several of his most notable peers, as well as Hall of Famers.

NOTABLE LINEBACKERS - FIRST FIVE SEASONS

Player	Years	Tkls	Sacks	INT	FF
Ray Lewis*	1996-2000	718	16.0	9	2
Luke Kuechly*	2012-16	693	9.0	12	4
Patrick Willis	2007-11	692	17.0	5	12
Derrick Brooks*^	1995-99	669	4.5	8	8
Lavonte David	2012-16	663	18.0	10	12
Zach Thomas	1996-2000	651	7.0	9	7
Junior Seau^	1990-94	600	18.0	4	3
Brian Urlacher	2000-04	579	26.5	7	6
Lance Briggs	2003-07	548	5.5	6	9

*Won NFL Defensive Player of the Year in span.

^Selected to Pro Football Hall of Fame.

In 2013, David put together a historical season, one that ranked alongside some of the best linebackers in NFL history.

NOTABLE LINEBACKER SEASONS SINCE 1982

Player	Year	Tkls	Sacks	INT
Ray Lewis*^	2003	163	1.5	6
Luke Kuechly^*	2013	156	2.0	4
Lavonte David^	2013	144	7.0	5
Junior Seau^	1996	138	7.0	2
Ray Lewis*^	2000	136	3.0	2
Brian Urlacher*^	2005	122	6.0	0
Hardy Nickerson^	1996	120	3.0	2
Derrick Brooks*^	2002	118	1.0	5
Patrick Willis^	2009	114	4.0	3
Mike Singletary*^	1985	113	3.0	1
Lance Briggs^	2005	107	2.0	2
Thomas Davis^	2015	105	5.5	4

*Won NFL Defensive Player of the Year.

^Named to an All-Pro team following the season.

David joined former All-Pro S Dave Duerson (1986) as the only two players since 1982 to record at least 7.0 sacks and five interceptions in the same season. David is the only linebacker to ever do so.

IN COVERAGE

David finished 2013 with five interceptions, tied for the most ever by a Buccaneers linebacker in a single season.

MOST INTERCEPTIONS IN A SINGLE SEASON (Linebackers - Team History)

Player	Year	INT
1. Derrick Brooks	2002	5
1. Lavonte David	2013	5
1. Cecil Johnson	1981	5
4. Derrick Brooks	1999	4
4. Jamie Duncan	1977	4
4. Richard Wood	1984	4

Against Buffalo (12/8/13), David recorded two interceptions, becoming the first Buccaneer to record multiple interceptions in the same game since CB Aqib Talib in 2010 (2 at ARI, 10/31/10) and the first Buccaneers linebacker to record multiple interceptions in the same game since Derrick Brooks (2 vs. CHI, 10/24/99). David is one of only six Buccaneers linebackers ever to record multiple interceptions in the same game. He did so again against Philadelphia (11/22/15), becoming the first linebacker in team history with more than one multi-interception game.

MULTIPLE INTERCEPTIONS IN A SINGLE GAME (Linebackers - Team History)

Player	Opponent-Date	INT
Derrick Brooks	vs. CHI-10/24/99	2
Lavonte David	vs. BUF-12/8/13	2
Lavonte David	at PHI-11/22/15	2
Cecil Johnson	vs. DET-10/4/81	2
Dave Lewis	vs. CHI-10/22/78	2
Broderick Thomas	at NO-11/1/92	2
Richard Wood	at NO-12/11/77	2

David has 10 career interceptions, tied for the second-most by a linebacker in team history.

MOST INTERCEPTIONS BY A LB - Team History

Rank	Player	INT
1.	Derrick Brooks, 1995-2008	25
2.	Lavonte David, 2012-Pres.	10
2.	Dave Lewis, 1977-81	10
4.	Cecil Johnson, 1977-85	9
4.	Richard Wood, 1976-84	9

DOMINANT DAVID

GET READY FOR FUMBLES

David has been one of the best players in the NFL at forcing and recovering fumbles, tying for the fifth-most forced fumbles and tying for the second-most fumble recoveries in the NFL since 2012.

2012-17 NFL FORCED FUMBLE LEADERS

Rank	Player (Current Team)	FF
1.	LB Robert Quinn (LAR)	19
2.	LB Von Miller (DEN)	18
3.	LB Ryan Kerrigan (WAS)	17
3.	DE Cameron Wake (MIA)	17
5.	LB Lavonte David (TB)	16
5.	DE Carlos Dunlap (CIN)	16
5.	LB Chandler Jones (ARI)	16

2012-17 NFL OPPONENT FUMBLE RECOVERY LEADERS

Rank	Player (Current Team)	FR
1.	DE J.J. Watt (HOU)	11
2.	LB Lavonte David (TB)	10
3.	LB D'Qwell Jackson (FA)	9
3.	DE Julius Peppers (CAR)	9
3.	LB Craig Robertson (NO)	9

DAVID & BROOKS

David has drawn comparisons to former Buccaneers' great LB Derrick Brooks. An 11-time Pro Bowler and nine-time All-Pro, Brooks is one of the most decorated players in Tampa Bay history, even earning NFL Defensive Player of the Year in 2002. Through their first 88 games played, David compares favorably to the Hall of Famer.

D. BROOKS & L. DAVID (First 88 Games Played)

Player	Tackles	Sacks	Stuffs	INT	PD	FF	FR
David	734	18.0	59.5	10	36	16	10
Brooks	741	4.5	44.0	9	53	10	3

In 2013 David earned a first-team All-Pro selection, joining Brooks and Hardy Nickerson as the only linebackers in franchise history to earn that distinction.

MOST FIRST-TEAM ALL-PRO SELECTIONS - LINEBACKERS (Team History)

Player	Selections	Years
Derrick Brooks	5	1999-2000, 2002, 2004-05
Hardy Nickerson	2	1993, 1997
Lavonte David	1	2013

PASS RUSH SPECIALIST

In 2013, Lavonte David showed off a pass-rushing ability not usually seen from linebackers in a 4-3 defense, finishing the season with 7.0 sacks, tied for the third-most

David's 7.0 sacks in 2013 are tied for the third-most by a linebacker in team history

MOST SACKS BY A LINEBACKER - SINGLE SEASON (Team History)

Player	Year	Sacks
1. Broderick Thomas	1991	11
2. Broderick Thomas	1990	7.5
3. Lavonte David	2013	7.0
3. Lonnie Marts	1996	7.0
5. Chris Washington	1987	6.5

For his career, David has totaled 18.0 sacks, the second-most by a linebacker in team history.

MOST SACKS BY A LB - Team History

Rank	Player	Sacks
1.	Broderick Thomas, 1989-93	26.5
2.	Lavonte David, 2012-Pres.	18.0
3.	Chris Washington, 1984-88	17.5
4.	Derrick Brooks, 1995-2008	13.5
5.	Shelton Quarles, 1997-2006	13.0

SCORING ON DEFENSE

In 2015, David recorded his first return touchdown, taking an interception back for a score at Philadelphia (11/22/15). Since then, he has added two more defensive scores - another INT-TD and a fumble returned for a touchdown. His three return scores are tied for the second-most in the NFL since 2015 (Aqib Talib, 4). David's three career defensive touchdowns are tied for the fifth-most in team history

BUCCANEERS CAREER DEFENSIVE TOUCHDOWNS

Rank	Player, Years	Def. TD
1.	DB Ronde Barber, 1997-2012	12
2.	LB Derrick Brooks, 1995-2008	7
3.	DT David Logan, 1979-86	4
3.	CB Mike Washington, 1976-84	4
5.	CB Donnie Abraham, 1996-2001	3
5.	CB Cedric Brown, 1976-84	3
5.	LB Lavonte David, 2012-Pres.	3
5.	CB Wayne Haddix, 1990-91	3
5.	CB Ricky Reynolds, 1987-93	3
5.	CB Aqib Talib, 2008-12	3
5.	LB Richard Wood, 1976-84	3

In 2016, Tampa Bay brought in veteran cornerback Brent Grimes to help the team's pass defense and provide a veteran leader who knew Defensive Coordinator Mike Smith's system. Grimes proved to be a key addition to the team, notching the most passes defended in the NFL.

2016 NFL PASS DEFENSED LEADERS

Rank	Player (Team)	PD
1.	Brent Grimes (TB)	24
2.	Dominique Rodgers-Cromartie (NYG)	21
3.	Casey Hayward (SD)	20
3.	Marcus Peters (KC)	20
4.	Robert Alford (ATL)	19
4.	Josh Norman (WAS)	19

Since 2013, Grimes has the most passes defended in the NFL

NFL MOST PASSES DEFENSED (2013-17)

Rank	Player (Current Team)	PD
1.	CB Brent Grimes (TB)	74
2.	CB Robert Alford (ATL)	69
3.	CB Johnathan Joseph (HOU)	65
4.	CB David Amerson (OAK)	63
4.	CB Darius Slay (DET)	63

GRIMES IN BUGS HISTORY

Grimes's 24 passes defended were the most by any Buccaneers player since Ronde Barber had 24 in 2001. Since 1994, Grimes' 24 passes defended are tied for the second-most by a Buccaneers player.

MOST PASSES DEFENSED - SINGLE SEASON SINCE 1994 (Team History)

Rank	Player	Year	PD
1.	Donnie Abraham	1999	25
2.	Ronde Barber	2001	24
2.	Brent Grimes	2016	24
2.	Ricky Reynolds	1992	24
5.	Donnie Abraham	2000	23

GRIMES PICKING PASSES

In 2016, Grimes led Tampa Bay with four interceptions, his fourth consecutive season with at least four interceptions. He is the only player in the NFL to record at least four interceptions in every season during that span (2013-16).

Grimes is tied for the second-most interceptions by any player over the past five seasons.

NFL MOST INTERCEPTIONS (2013-17)

Rank	Player (Current Team)	INT
1.	CB Richard Sherman (SEA)	20
2.	CB Brent Grimes (TB)	19
2.	S Reggie Nelson (OAK)	19
2.	S Glover Quin (DET)	19
5.	S Tashaun Gipson (JAC)	18

In his career, Grimes has 32 interceptions, tied for the fifth-most among active players.

MOST CAREER INTERCEPTIONS- ACTIVE PLAYERS

Rank	Player (Current Team)	INT
1.	S DeAngelo Hall (WAS)	43
2.	CB Terence Newman (MIN)	41
3.	S Reggie Nelson (OAK)	35
4.	CB Aqib Talib (DEN)	34
5.	CB Brent Grimes (TB)	32
5.	CB Richard Sherman (SEA)	32

BRYAN "THE BANGER" ANGER

In 2016, the Buccaneers signed P **Bryan Anger**. Since then, Anger has shown his value, recording the fifth-most punts inside the 20-yard line (55).

2016-17 PUNTS INSIDE THE 20 LEADERS

Rank	Player (Team)	Inside 20
1.	Johnny Hekker (LAR)	73
2.	Sam Koch (BAL)	68
3.	Dustin Colquitt (KC)	62
4.	Marquette King (OAK)	58
5.	Bryan Anger (TB)	57

In 2016, Anger posted a 42.7 net punting average, the fourth-highest mark in the NFL.

2016 NET PUNTING AVERAGE LEADERS

Rank	Player (Team)	Net Avg.
1.	Johnny Hekker (LA)	46.0
2.	Sam Martin (DET)	44.2
3.	Pat McAfee (IND)	42.7
4.	Bryan Anger (TB)	42.7
5.	Thomas Morstead (NO)	42.4

ANGER IN BUCS HISTORY

Not only did Anger have one of the top seasons in the NFL in 2016, he had the best punting season in team history.

MOST PUNTS INSIDE THE 20 - SINGLE SEASON (Team History)

Rank	Player	Year	Inside 20
1.	Bryan Anger	2016	37
2.	Josh Bidwell	2007	30
2.	Tom Tupa	2002	30
4.	Josh Bidwell	2008	27
5.	Mark Royals	2001	26
5.	Tom Tupa	2003	26

HIGHEST NET PUNTING AVERAGE - SINGLE SEASON (Team History)

Rank	Player	Year	Net Avg.
1.	Bryan Anger	2016	42.7
2.	Michael Koenen	2011	40.3
3.	Michael Koenen	2013	38.3
4.	Jacob Schum	2015	38.0
5.	Tommy Barnhardt	1996	37.8

Against the N.Y. Giants, Anger tied a franchise record for net punting average in a game, after he totaled 199 net punting yards on four kicks, a 49.8 average.

HIGHEST NET PUNTING AVERAGE - SINGLE GAME , MIN. 4 PUNTS (Team History)

Player	Date & Opponent	Punts	Net Yds	Net Avg.
1. Bryan Anger	10/1/17 vs. NYG	4	199	49.8
2. Michael Koenen	10/16/11 vs. NO	4	199	49.8
3. Michael Koenen	12/29/13 at NO	5	240	48.0
4. Michael Koenen	12/17/11 vs. DAL	4	204	47.3
5. Bryan Anger	1/1/17 vs. CAR	5	229	45.8

BUCCANEERS SALUTE TO SERVICE

On Sunday, Nov. 12, fans joined together in an annual tradition at Raymond James Stadium to honor those who have sacrificed and served our nation: the **Buccaneers' Salute to Service Game, presented by USAA**. Prior to the team's 1:00 p.m. kickoff versus the New York Jets, Glazer Family Foundation Co-President **Darcie Glazer Kassewitz presented USO Central Florida with a \$25,000 donation** to support its programs and services. USO Central Florida serves as the team's primary charitable conduit to the local military community, working closely with the Buccaneers on a wide variety of military appreciation initiatives. Since 2013, the Bucs Care Foundation has donated **a total of \$125,000** to USO Central Florida, one of more than 160 USO centers worldwide that deliver high-quality programs and services to men and women in uniform.

The Buccaneers and USO Central Florida again hosted the **USO Central Florida Military Appreciation Tailgate**. The free pre-game tailgate experience in Parking Lot 5, between Gates C and D outside Raymond James Stadium, hosted more than 500 pre-registered military members and their families as they geared up for kickoff.

Throughout the day, the Buccaneers hosted a variety of military appreciation events, including:

Pre-game Ceremonies, presented by USAA: Player Introductions, Color Guard, National Anthem and Flyover: When the Buccaneers were introduced, Technical Sergeant Mark Butterfield, an Aerospace Repair Craftsman assigned to the 927th Maintenance Squadron at MacDill Air Force Base, led them out of the tunnel. Tech Sergeant Butterfield was most recently deployed to Incirlik Air Base, Turkey in support of Operation INHERENT RESOLVE. While deployed, he diagnosed and prevented a potentially catastrophic in-flight emergency on board a KC-135 tanker aircraft, enabling aircrews to maintain air superiority and protect our U.S. and allied forces on the ground... The Buccaneers were welcomed to the field by a flag team comprised of **50 representatives from USAA... US Special Operations Command Color Guard presented the colors**, and the **national anthem** was performed by **The United States Army Chorus**... A pre-game flyover was carried out by **four F-22 jets from the 525th Fighter Squadron in Anchorage, Alaska**.

Honorary Guest of the Game (Coin Toss): Major General Edward Dorman III served as the Buccaneers' honorary Guest of the Game. Major General Dorman III joined the Buccaneers team captains at midfield for the coin toss. USAA supplied a special **Military Appreciation Coin** that was used for the toss.



Salute to Service Moment, presented by USAA: During a break in play, the public address announcer asked all military members in attendance to stand and be honored for the game's Salute to Service Moment, presented by USAA, the Official Military Appreciation Sponsor of the Buccaneers.

Buccaneers Salute to Service Suite: At every Buccaneers home game, the team honors a distinguished group of military members in the Salute to Service Suite. Fans were encouraged to join players and coaches during a break in play in the second quarter to thank local servicemen and servicewomen for their sacrifices, as they were recognized aboard the Pirate Ship in Raymond James Stadium. The Buccaneers recognized this year's **General H Norman Schwarzkopf Military Family of the Year Award recipients**.

Front Row Fans: Over 200 military and their families enjoyed the game from exclusive end zone seats at Raymond James Stadium, complements of Buccaneers players and coaches, as part of the Front Row Fans program.

BUCCANEERS TO KICK OFF SUNDAY'S SALUTE TO SERVICE GAME WITH \$25,000 DONATION TO CENTRAL FLORIDA USO

Halftime: During the game's halftime intermission, the Buccaneers hosted a **Military Enlistment Ceremony for 200 inductees** of all service branches, **conducted by Lieutenant General Joseph Osterman**. The team also recognized honorary flag runner Tech Sergeant Butterfield and five airmen from the 927th Maintenance crew from MacDill Air Force Base during halftime.

Nominee for the 2017 NFL Salute to Service Award, presented by USAA: Buccaneers defensive tackle **Clinton McDonald** is once again the team's nominee for the NFL's *Salute to Service Award*, presented by USAA. With a deep family history of military service, including his grandfather who served in the Korean War; his father, a former Air Force engineer and Vietnam War veteran; his uncle, also a Vietnam veteran; and his brother, currently active duty Air Force, it is no surprise that a passion for supporting military families is at the heart of McDonald's community outreach.



McDonald (right), speaking to a service member before the 3rd Annual General H Norman Schwarzkopf Awards at One Buccaneer Place, May 24, 2017.

McDonald, a proud USAA member, was selected as a 2017 NFL spokesperson in the "USAA Member Voices" commercial campaign, as he believes the company shares the same qualities he stands for: loyalty, honor, and respect. Being raised in a military household, the same core principles are instilled in his family. For the past two years, McDonald has served as an honorary guest speaker at the Buccaneers

General H Norman Schwarzkopf Military Family of the Year Awards at One Buccaneer Place. McDonald's outreach has also included participating in events at **James A. Haley Veterans' Hospital** and visiting troops at **MacDill Air Force Base**, amongst other outreach efforts.

Finalists for the *Salute to Service Award* presented by USAA will be announced in January 2018, and the recipient will be recognized during the week of Super Bowl LII in Minneapolis. USAA is the Official Military Appreciation Sponsor of the NFL.

Additional Salute to Service Game features:

- Players wearing helmet decals honoring military branches as well as the NFL Salute to Service ribbon;
- Salute to Service ribbon footballs, gloves, goal post wraps, pylons, wall banners and the words NFL Salute to Service written in the back of the end zone;
- Camouflage equipment for players, coaches and sideline personnel;
- Camouflage metal lapel pins for coaches and team executives; and a Salute to Service coin for the coin toss.

Game-worn Salute to Service merchandise and footballs will be auctioned at NFL.com/Auction. Special camouflage merchandise will be available at NFLShop.com and in select stadium retail stores, with 100 percent of the NFL's proceeds donated to the league's military non-profit partners. The NFL does not profit from the sale or auction of Salute to Service merchandise. For more information, visit nfl.com/salute.

For more information on the Buccaneers' Salute to Service initiatives, visit www.buccaneers.com/salute.

BUCCANEERS AND THE NFL CELEBRATE 10 YEARS OF GETTING KIDS ACTIVE AND HEALTHY THROUGH NFL PLAY 60

This fall, the NFL celebrates 10 years of getting kids active and healthy through NFL PLAY 60. As part of the celebrations, and as kids get back to sports, NFL teams will host PLAY 60-themed games and community activities during Weeks 3 and 4 of the 2017 season. From building fitness zones and playgrounds to hosting youth football clinics, NFL teams will help members of their community and children of all abilities get active for 60 minutes a day all year long.



In August, Jameis Winston hosted a Bucs Academy PLAY 60 clinic, welcoming 100 students from the team's Bucs Academy initiative to training camp where children exercised and enjoyed football drills after practice.

On October 1, when the Tampa Bay Buccaneers hosted the New York Giants at Raymond James Stadium, the organization celebrated PLAY 60 throughout the game. Local "Fuel Up to PLAY 60" Student Ambassadors from the Florida Dairy Council participated in pre-game activities, serving as honorary guests of the game during the coin toss and honorary flag runners to lead the Buccaneers onto the field. During halftime, the Tampa Bay Buccaneers also hosted two youth football games on-field. In addition, the Buccaneers and NFL PLAY 60 games throughout the league featured: team-customized PLAY 60 eye black for community groups and NFL PLAY 60 field stencils, banners and goal post wraps around the stadium.


"For the past decade, NFL PLAY 60 has been an important tool in ensuring that youth get the recommended amount of daily physical activity. It's important that young fans understand the benefits of exercise and have the resources to build a foundation for a lifetime of good health," said NFL Commissioner **ROGER GOODELL**. "We are proud of the achievements over the past decade and look forward to advancing progress through the implementation of innovative programs and new play spaces for youth in partnership with our teams, players and partner organizations."

Since 2007, the NFL has committed more than \$350 million to youth health and fitness through PLAY 60 programming, grants and media time for public service announcements. With the help of NFL teams, players and partner organizations, more than 2,000 PLAY 60 events are held annually, and more than 250 NFL Youth Fitness Zones have been constructed nationwide, providing millions of kids with access and resources to play. Thousands of NFL players have served as PLAY 60 Ambassadors and dedicate their time to getting youth in their communities more active through youth football clinics, school assemblies, PSAs and other community outreach activities.

Fans are encouraged to join the PLAY 60 celebration and show how they get active for 60 minutes a day using the hashtag #PLAY60 and tagging @NFLPLAY60 on Twitter for a chance to be featured on NFL.com/PLAY60.



On Sunday, the Buccaneers will once again host local youth football teams for a halftime scrimmage on the field at Raymond James Stadium.



In May 2017, linebacker Cameron Lynch, safeties Keith Tandy and Chris Conte, and defensive tackle Clinton McDonald visited Bing Elementary School to congratulate students and teachers for winning the 2017 Buccaneers PLAY 60 Challenge

BUCS CARE TREASURE CHESTS FINISH AT THE 50, POWERED BY JABIL

On Saturday, October 7, nearly 4,000 participants enjoyed perfect Florida weather for the fifth annual Bucs Care Treasure Chests Finish at the 50, powered by Jabil. The annual event has become an October tradition for the Buccaneers and helps kick off the NFL's A Crucial Catch: Intercept Cancer initiative in support of the team's commitment to raise funds for patient services and breast cancer research in the Tampa Bay area.



Glazer Family Foundation Co-President
Darcie Glazer Kassewitz

Buccaneers defensive end Will Gholston served as honorary starter for the race and was joined by his mother, Dawn Ward, a breast cancer survivor. "My mother and mentors of mine are breast cancer survivors and it's important to me to get the message out," said Gholston "This is a great cause and I am happy to support others in the fight and to bring more awareness."

Whether in honor of families, in honor of friends, or in honor of the Tampa Bay community, each participant shared one goal: Finish at the 50-yard line of Raymond James Stadium. This year's event featured the fan-favorite 5K, a new 1-Mile Fun Run and a 10K, with every participant running out of the tunnel and onto the field of their Tampa Bay Buccaneers. Every step offered more resources, awareness and hope for patients and families.

Glazer Family Foundation Co-President, Darcie Glazer Kassewitz, spoke on the continuing need for research and education. "Every two minutes a woman will be told she has breast cancer," said Glazer Kassewitz. "Today is meaningful to my family and we're happy to be able to support everybody on their path."

The Treasure Chests race has now contributed over \$180,000 from the Bucs Care Foundation with funds being utilized for breast cancer research and patient services through the American Cancer Society, Florida Cancer Specialists Foundation, Moffit Cancer Center and Florida Hospital Foundation.

In addition to the race, each entry included a game ticket to watch the Buccaneers host the Carolina Panthers on October 29 for the Crucial Catch game. The first 500 race entries get even closer to the action, as they will take part in an on-field halftime experience. The game will feature pink game apparel worn by players, coaches and referees.

The Bucs Care Foundation is focused on enhancing the lives of Bay Area residents through engaging programming and initiatives; including breast cancer awareness with the annual Treasure Chest Finish at the 50: 5K, 10K, Fun Run & Corporate Challenge.



STRENGTH OF THE SOUTH

Over the previous 15 seasons, one could argue that the toughest division in the NFL is the NFC South. Since realignment in 2002, the NFC South is the only division to not only have each of its teams make a conference championship appearance, but have all four teams make it to the Super Bowl. The NFC East, NFC West and AFC West are the only other divisions to have all four teams earn a division championship since realignment.

The NFC South has also been represented nine times in a conference championship game, the best in the NFC and the second-most in the NFL. The NFC South is also tied for the second-most appearances in the Super Bowl (5), tied for the most by any NFC division. In 2016, The NFC South became the first division since realignment to have all four of its teams play in the Super Bowl, with Tampa Bay (XXXVII), Atlanta (LI), Carolina (XXXVIII & 50) and New Orleans (XLIV) all making it.

SUPER BOWL APPEARANCES & WINS SINCE 2002

Division	Appearances	Wins
AFC East	6	4
NFC South	5	2
NFC West	5	1
AFC North	4	3
NFC East	3	2
AFC South	2	1
NFC North	2	1
AFC West	3	1

CONFERENCE CHAMPIONSHIP GAME APPEARANCES SINCE 2002

Division	Number
AFC East	12
NFC South	9
NFC West	8
AFC North	7
NFC East	6
NFC North	6
AFC South	5
AFC West	5

The NFC South is also one of only two divisions to have more than one team win a Super Bowl (Tampa Bay, New Orleans), since 2002, joining the AFC North. The NFC South has had a very even split of division champions, with all four of the teams having captured at least three division titles.

NFC SOUTH DIVISION TITLES SINCE 2002

Team	Number
Carolina	5
Atlanta	4
Tampa Bay	3
New Orleans	3

In 2010, the NFC South recorded another impressive feat, as they were the only division to have three teams finish with a winning record, with three of the four teams finish with a double-digit win total (Atlanta – 13-3; New Orleans – 11-5; Tampa Bay – 10-6). It marked just the second time, dating back to realignment in 2002, that a division has had three teams with double-digit wins in the same season (also the AFC South in 2007). The feat was matched by the NFC North in 2012, the NFC West in 2013 and the AFC North in 2014.

In 2008, the NFC South again showed its overall strength, as it finished as one of only three divisions in the League to have three of its four teams with a record of 9-7 or better (also AFC East and NFC East) and is one of two divisions to have all of its teams at 8-8 or better (also NFC East). The NFC South also finished with a remarkable 27-5 overall home record in 2008, the best combined home winning percentage by a division in NFL history (.844), with the next best division last season, the NFC East, holding an 23-9 record at home. The South was also a near-perfect 11-1 at home when facing other South division opponents in 2008. The Bucs contributed significantly to that mark, as they finished 6-2 at home, winning their first six games at Raymond James Stadium in 2008.

BEST COMBINED HOME RECORD BY A DIVISION IN NFL HISTORY

Year	Division	Record	Pct.
2008	NFC South	27-5	.844
2003	NFC West	26-6	.813
1988	AFC Central	25-7	.781
1971	AFC West	20-6-2	.769*
1988	AFC East	30-9-1	.763
1976	AFC Central	21-7	.750
1995	NFC Central	30-10	.750
2013	NFC West	24-8	.750

*Prior to 1972, tie games were not counted in winning percentage.

STATISTICAL COMPARISON

A look at how the teams match up in the 2017 season rankings:

Category	Tampa Bay	Detroit
Total Offense	13th (349.7 ypg)	15th (337.1 ypg)
Rushing Offense	28th (88.1 ypg)	30th (78.3 ypg)
Passing Offense	5th (261.6 ypg)	6th (258.8 ypg)
Total Defense	31st (385.6 ypg)	26th (360.3 ypg)
Rushing Defense	23rd (118.3 ypg)	19th (114.9 ypg)
Passing Defense	31st (267.3 ypg)	27th (245.3 ypg)
Points Scored	22nd (20.3 ppg)	5th (26.2 ppg)
Points Allowed	t21st (24.0 ppg)	t26th (25.7 ppg)
Sacks	32nd (17.0)	24th (23.0)
Sacks Allowed	t11th (27.0)	t28th (39.0)
Turnover Margin	t7th (+6)	14th (+2)

Team Leaders	Tampa Bay	Detroit
Rushing Yards	Doug Martin (376)	Ameer Abdullah (505)
Rushing Touchdowns	P. Barber, D. Martin (2)	Ameer Abdullah (3)
Passer Rating	Jameis Winston (90.1)	Matthew Stafford (98.2 - 10th, NFL)
Passing Yards	Jameis Winston (2,190)	Matthew Stafford (3,302 - 2nd, NFL)
Passing Touchdowns	Jameis Winston (12)	Matthew Stafford (22 - 5th, NFL)
Receptions	Mike Evans (53)	Golden Tate (71 - 8th, NFL)
Receiving Yards	Mike Evans (735)	Marvin Jones Jr. (821)
Receiving Touchdowns	Cameron Brate (6 - t5th, NFL TEs)	Marvin Jones (8 - t3rd, NFL)
Tackles	Lavonte David (71)	Tahir Whitehead (78)
Sacks	Gerald McCoy (5.0)	Anthony Zettel (6.5)
Interceptions	Justin Evans (3 - t1st, Rookies)	Darius Slay (4 - t4th, NFL)

2017 TAMPA BAY BUCCANEERS UNOFFICIAL DEPTH CHART

OFFENSE

WR	11 DeSean Jackson	10 Adam Humphries	16 Freddie Martino
TE	84 Cameron Brate	<u>82 Antony Auclair</u>	
LT	76 Donovan Smith	66 Leonard Wester	
LG	64 Kevin Pamphile	62 Evan Smith	
C	68 Joe Hawley		
RG	73 J.R. Sweezy	62 Evan Smith	
RT	77 Caleb Benenoch	67 Mike Liedtke	
WR	13 Mike Evans	<u>12 Chris Godwin</u>	<u>85 Bobo Wilson</u>
TE	<u>80 O.J. Howard</u>	45 Alan Cross	
QB	3 Jameis Winston	14 Ryan Fitzpatrick	4 Ryan Griffin
RB	22 Doug Martin	32 Jacquizz Rodgers	34 Charles Sims III 25 Peyton Barber

DEFENSE

DE	91 Robert Ayers Jr.	94 Will Clarke	<u>79 Patrick O'Connor</u>
DT	93 Gerald McCoy	96 Sealver Siliga	
DT	90 Chris Baker	98 Clinton McDonald	
DE	92 William Gholston	95 Ryan Russell	
SLB	<u>51 Kendell Beckwith</u>	59 Devante Bond	
MLB	58 Kwon Alexander	53 Adarius Glanton	
WLB	54 Lavonte David		
CB	28 Vernon Hargreaves III	36 Robert McClain	27 Deji Olatoye
CB	24 Brent Grimes	29 Ryan Smith	35 Javien Elliott
S	23 Chris Conte	37 Keith Tandy	
S	<u>21 Justin Evans</u>	43 T.J. Ward	26 Josh Robinson

SPECIALISTS

P	9 Bryan Anger		
PK	7 Patrick Murray		
KO	7 Patrick Murray		
H	9 Bryan Anger		
LS	65 Garrison Sanborn	53 Adarius Glanton	
PR	10 Adam Humphries	28 Vernon Hargreaves III	
KR	32 Jacquizz Rodgers	29 Ryan Smith	<u>21 Justin Evans</u>

Rookies Underlined

() Denotes Injury

2017 TAMPA BAY BUCCANEERS PRONUNCIATION GUIDE

PLAYERS

Antony Auclair	Anthony Oh-claire
Caleb Benenoch	ben-en-KNOCK
Chris Conte	con-tee
Lavonte David	luh-VON-tay
Javien Elliott	jay-vee-un
William Gholston	GOAL-ston
Adarius Glanton	Uh-Dare-E-Us
Mike Liedtke	lid-key
Deji Olatoye	Day-zhee OH-la-toy-aye
Kevin Pamphile	PAM-feel

Jacquizz Rodgers	JAH-quiz
Sealver Siliga	silver suh-LING-uh
COACHES	
Mike Bajakian	buh-JAKE-ian
Dave Borgonzi	bore-GON-zee
Danny Breyer	BRY-er
Nate Kaczor	Kat-sir
Dirk Koetter	Cutter
Todd Monken	Munk-in
Andrew Weidinger	why-ding-er

2017 TAMPA BAY BUCCANEERS ALPHABETICAL ROSTER

(as of 12/3/17)

No.	Name	Pos.	Ht.	Wt.	Birthdate	NFL Exp.	College	Hometown	17 GP/GS
58	Alexander, Kwon	LB	6-1	227	8/3/1994	3	LSU	Oxford, AL	8/8
9	Anger, Bryan	P	6-3	205	10/6/1988	6	California	Camarillo, CA	12/0
82	Auclair, Antony	TE	6-6	256	5/28/1993	R	Laval	Quebec, Canada	4/1
91	Ayers Jr., Robert	DE	6-3	275	9/6/1985	9	Tennessee	Jersey City, NJ	10/8
90	Baker, Chris	DT	6-2	320	10/8/1987	6	Hampton	Windsor, CT	11/11
25	Barber, Peyton	RB	5-11	225	2/27/1994	2	Auburn	Alpharetta, GA	12/1
51	Beckwith, Kendall	LB	6-2	243	12/2/1994	R	LSU	Clinton, LA	12/7
77	Benenoch, Caleb	OL	6-5	305	8/8/1994	2	UCLA	Katy, TX	9/1
59	Bond, Devante	LB	6-1	236	7/3/1993	2	Oklahoma	Sacramento, CA	11/2
84	Brate, Cameron	TE	6-5	245	7/3/1991	3	Harvard	Naperville, IL	12/4
94	Clarke, Will	DL	6-6	275	5/4/1991	4	West Virginia	Pittsburgh, PA	12/0
23	Conte, Chris	S	6-2	203	2/23/1989	7	California	Los Angeles, CA	12/10
45	Cross, Alan	TE	6-1	235	5/2/1993	2	Memphis	Millington, TN	4/2
54	David, Lavonte	LB	6-1	233	1/23/1990	6	Nebraska	Miami, FL	10/10
35	Elliott, Javien	CB	5-11	176	7/18/1993	2	Florida State	Panama City, FL	11/0
21	Evans, Justin	S	6-0	199	8/26/1995	R	Texas A&M	Wiggins, MS	12/9
13	Evans, Mike	WR	6-5	231	8/21/1993	4	Texas A&M	Galveston, TX	11/11
14	Fitzpatrick, Ryan	QB	6-2	223	11/24/1982	13	Harvard	Gilbert, AZ	6/3
92	Gholston, William	DE	6-6	281	7/31/1991	5	Michigan State	Detroit, MI	10/8
53	Glanton, Adarius	LB	6-1	230	9/21/1990	3	Florida Atlantic	Lakeland, FL	12/3
12	Godwin, Chris	WR	6-1	209	2/27/1996	R	Penn State	Middletown, DE	12/1
4	Griffin, Ryan	QB	6-5	210	11/17/1989	4	Tulane	Westlake Village, CA	0/0
24	Grimes, Brent	CB	5-10	185	7/19/1983	11	Shippensburg	Philadelphia, PA	9/9
28	Hargreaves III, Vernon	CB	5-10	204	6/3/1995	2	Florida	Tampa, FL	9/8
68	Hawley, Joe	C	6-3	302	10/22/1988	8	UNLV	Bakersfield, CA	1/0
80	Howard, O.J.	TE	6-6	251	11/19/1994	R	Alabama	Prattville, AL	12/2
10	Humphries, Adam	WR	5-11	195	6/24/1993	3	Clemson	Spartanburg, SC	12/2
11	Jackson, DeSean	WR	5-10	175	12/1/1986	10	California	Long Beach, CA	12/11
67	Liedtke, Mike	OL	6-3	305	1/15/1992	1	Illinois State	Woodstock, IL	0/0
22	Martin, Doug	RB	5-9	223	1/13/1989	6	Boise State	Oakland, CA	8/7
16	Martino, Freddie	WR	6-0	195	9/7/1991	2	North Greenville	North, SC	4/0
36	McClain, Robert	CB	5-9	195	7/22/1988	6	Connecticut	Lusby, MD	10/6
93	McCoy, Gerald	DT	6-4	300	2/25/1988	8	Oklahoma	Oklahoma City, OK	12/12
98	McDonald, Clinton	DE	6-2	297	1/6/1987	8	Memphis	Jacksonville, AR	11/1
7	Murray, Patrick	K	5-7	182	6/22/1991	4	Fordham	Mahway, NJ	8/0
79	O'Connor, Patrick	DE	6-4	270	11/1/1993	R	Eastern Michigan	Chicago, IL	1/0
27	Olatoye, Deji	CB	6-1	205	7/20/1991	3	North Carolina A&T	Dublin, OH	4/0*
64	Pamphile, Kevin	G	6-5	310	11/27/1990	4	Purdue	Miami, FL	12/11
26	Robinson, Josh	DB	5-10	200	1/8/1991	6	UCF	Sunrise, FL	8/0
32	Rodgers, Jacquizz	RB	5-6	205	2/6/1990	7	Oregon State	Richmond, TX	12/4
95	Russell, Ryan	DE	6-5	275	1/17/1992	3	Purdue	Carrollton, TX	10/4
65	Sanborn, Garrison	LS	6-1	240	7/31/1985	9	Florida State	Tampa, FL	12/0
96	Siliga, Sealver	DT	6-2	345	4/26/1990	5	Utah	West Jordan, UT	4/0
34	Sims III, Charles	RB	6-0	211	9/19/1990	4	West Virginia	Houston, TX	12/0
76	Smith, Donovan	T	6-6	338	6/23/1993	3	Penn State	Owings Mills, MD	12/12
62	Smith, Evan	OL	6-2	308	7/19/1986	8	Idaho State	Salinas, CA	11/2
29	Smith, Ryan	CB	5-11	189	9/7/1993	2	North Carolina Central	Upper Marlboro, MD	12/7
73	Sweezy, J.R.	G	6-5	298	4/8/1989	5	North Carolina State	Mooresville, NC	12/12
37	Tandy, Keith	S	5-10	205	2/12/1989	6	West Virginia	Hopkinsville, KY	10/3
43	Ward, T.J.	S	5-10	200	12/12/1986	8	Oregon	Antioch, CA	9/2
66	Wester, Leonard	T	6-6	305	1/3/1993	2	Missouri Western	Mt. Union, IA	4/0
85	Wilson, Bobo	WR	5-9	186	1/25/1995	R	Florida State	Miami, FL	1/0
3	Winston, Jameis	QB	6-4	231	1/6/1994	3	Florida State	Bessemer, AL	9/9

* Olatoye played 2 games with Atlanta

PRACTICE SQUAD

No.	Name	Pos.	Ht.	Wt.	Birthdate	NFL Exp.	College	HS Hometown	17 GP/GS
49	Bullough, Riley	LB	6-2	228	11/23/1993	R	Michigan State	Traverse City, MI	0/0
30	Fleming, Maurice	CB	5-11	202	12/6/1993	R	West Virginia	Chicago, IL	0/0
70	Gamble, Patrick	DE	6-5	277	2/2/1994	R	Georgia Tech	Carrollton, GA	0/0
39	Johnson, Isaiah	S	6-0	209	10/14/1992	1	South Carolina	Cary, NC	2/0
89	Lampman, Jake	WR	6-0	205	6/11/1993	2	Ferris State	Haslett, MI	0/0
50	Nzeocha, Eric	LB	6-3	218	4/1/1993	R	Wyoming	Neusitz, Germany	0/0
44	Ogunbowale, Dare	RB	5-11	205	5/4/1994	R	Wisconsin	Milwaukee, WI	0/0
78	Price, Givens	T	6-4	310	10/3/1994	1	Nebraska	Houston, TX	0/0
60	Seaton, Brad	T	6-8	325	11/23/1993	R	Villanova	Greenwich, CT	0/0
71	Ward, Channing	DE	6-4	279	9/17/1992	2	Mississippi	Aberdeen, MS	0/0

INJURED RESERVE

No.	Name	Pos.	Ht.	Wt.	Birthdate	NFL Exp.	College	HS Hometown	17 GP/GS
69	Dotson, Demar	T	6-9	315	10/11/1985	9	Southern Miss	Alexandria, LA	11/11
2	Folk, Nick	K	6-1	222	11/5/1984	11	Arizona	Hollywood, CA	4/0
75	Lambert, DaVonte	DL	6-2	282	6/23/1994	2	Auburn	Keyville, GA	0/0
74	Marpet, Ali	C	6-4	307	4/17/1993	3	Hobart	Hastings-on-Hudson, NY	11/11
57	Spence, Noah	DE	6-2	251	1/8/1994	2	Eastern Kentucky	Harrisburg, PA	6/3
72	Trattou, Justin	DE	6-4	258	8/28/1988	6	Florida	Ramsey, NJ	0/0
97	Tu'ikolovatu, Stevie	DT	6-1	320	6/28/1991	R	USC	Salt Lake City, UT	0/0

PRACTICE SQUAD INJURED RESERVE

No.	Name	Pos.	Ht.	Wt.	Birthdate	NFL Exp.	College	HS Hometown	17 GP/GS
78	Lucas, Marquis	T	6-4	313	3/25/1993	1	West Virginia	Miami, FL	0/0

Head Coach: Dirk Koetter

Assistant Coaches: Nate Kaczor (special teams coordinator); Todd Monken (offensive coordinator/wide receivers); Mike Smith (defensive coordinator); Mike Bajakian (quarterbacks); Butch Barry (assistant offensive line); Danny Breyer (defensive assistant); Dave Borboni (defensive quality control); Mark Duffner (linebackers); Skyler Fulton (offensive assistant); Zack Grossi (offensive quality control); Jay Hayes (defensive line); Jon Hoke (secondary); Dave Kennedy (head strength and conditioning); Brett Maxie (defensive backs); Carlos Polk (assistant special teams); Tim Spencer (running backs); Paul Spicer (assistant defensive line); Ben Steele (tight ends); Joe Vaughn (assistant strength and conditioning); Chad Wade (assistant strength and conditioning); George Warhop (run game coordinator/offensive line); Andrew Weidinger (assistant wide receivers/game management)

2017 TAMPA BAY BUCCANEERS ROSTER BY POSITION

(as of 12/2/17)

No.	Name	Pos.	College	Ht.	Wt.	Age	NFL Exp.
<u>Defensive Linemen (9)</u>							
91	Robert Ayers Jr.	DE	Tennessee	6-3	275	32	9
90	Chris Baker	DT	Hampton	6-2	320	30	6
94	Will Clarke	DL	West Virginia	6-6	275	26	4
92	William Gholston	DE	Michigan State	6-6	281	26	5
93	Gerald McCoy	DT	Oklahoma	6-4	300	29	8
98	Clinton McDonald	DT	Memphis	6-2	297	30	8
79	Patrick O'Conner	DE	Eastern Michigan	6-4	270	24	R
95	Ryan Russell	DE	Purdue	6-5	275	25	3
96	Sealver Siliga	DT	Utah	6-2	345	27	5
<u>Linebacker (5)</u>							
58	Kwon Alexander	LB	LSU	6-1	227	23	3
51	Kendell Beckwith	LB	LSU	6-2	243	23	R
59	Devante Bond	LB	Oklahoma	6-1	236	24	2
54	Lavonte David	LB	Nebraska	6-1	233	27	6
53	Adarius Glanton	LB	Florida Atlantic	6-1	230	27	3
<u>Cornerback (6)</u>							
35	Javien Elliott	CB	Florida State	5-11	176	24	2
24	Brent Grimes	CB	Shippensburg	5-10	185	34	11
28	Vernon Hargreaves III	CB	Florida	5-10	204	22	2
36	Robert McClain	CB	Connecticut	5-9	195	29	6
27	Deji Olatoye	CB	North Carolina A&T	6-1	205	26	3
29	Ryan Smith	CB	North Carolina Central	5-11	189	24	2
<u>Safety (5)</u>							
23	Chris Conte	S	California	6-2	203	28	7
21	Justin Evans	S	Texas A&M	6-0	199	22	R
26	Josh Robinson	DB	UCF	5-10	200	26	7
37	Keith Tandy	S	West Virginia	5-10	205	28	6
43	T.J. Ward	S	Oregon	5-10	200	30	8
<u>Long Snapper (1)</u>							
65	Garrison Sanborn	LS	Florida State	6-1	240	32	9
<u>Punter (1)</u>							
9	Bryan Anger	P	California	6-3	205	29	6
<u>Kicker (1)</u>							
7	Patrick Murray	K	Fordham	5-7	182	26	4
<u>Offensive Line (8)</u>							
77	Caleb Benenoch	OL	UCLA	6-5	305	23	2
68	Joe Hawley	C	UNLV	6-3	302	29	8
67	Mike Liedtke	OL	Illinois State	6-3	305	25	1
64	Kevin Pamphile	G	Purdue	6-5	310	27	4
76	Donovan Smith	T	Penn State	6-6	338	24	3
62	Evan Smith	OL	Idaho State	6-2	308	31	8
73	J.R. Sweezy	G	North Carolina State	6-5	298	28	5
66	Leonard Wester	T	Missouri Western	6-6	305	24	2
<u>Tight End (4)</u>							
82	Antony Auclair	TE	Lavar	6-6	256	24	R
84	Cameron Brate	TE	Harvard	6-5	235	26	3
45	Alan Cross	TE	Memphis	6-1	235	24	2
80	O.J. Howard	TE	Alabama	6-6	251	23	R
<u>Running Back (4)</u>							
25	Peyton Barber	RB	Auburn	5-11	225	23	2
22	Doug Martin	RB	Boise State	5-9	223	28	6
32	Jacquizz Rodgers	RB	Oregon State	5-6	205	27	7
34	Charles Sims III	RB	West Virginia	6-0	211	27	4
<u>Wide Receiver (6)</u>							
13	Mike Evans	WR	Texas A&M	6-5	231	24	4
12	Chris Godwin	WR	Penn State	6-1	209	21	R
10	Adam Humphries	WR	Clemson	5-11	195	24	3
11	DeSean Jackson	WR	California	5-10	175	31	10
16	Freddie Martino	WR	North Greenville	6-0	195	26	2
85	Bobo Wilson	WR	Florida State	5-9	186	22	R
<u>Quarterback (3)</u>							
14	Ryan Fitzpatrick	QB	Harvard	6-2	223	35	13
4	Ryan Griffin	QB	Tulane	6-5	210	28	4
3	Jameis Winston	QB	Florida State	6-4	231	23	3

2017 TAMPA BAY BUCCANEERS BY EXPERIENCE

(as of 12/2/17)
How Acq.

No.	Name	Pos.	Ht.	Wt.		Age	NFL Exp.	College	Hometown	How Acq.
13th Year (1)										
14	Fitzpatrick, Ryan	QB	6-2	223	11/24/1982	35	13	Harvard	Gilbert, AZ	UFA (NYJ)-'17
11th Year (1)										
24	Grimes, Brent	CB	5-10	185	7/19/1983	34	11	Shippensburg	Philadelphia, PA	FA-'16
10th Year (1)										
11	Jackson, DeSean	WR	5-10	175	12/1/1986	31	10	California	Long Beach, CA	UFA (WAS)-'17
9th Year (2)										
91	Ayers Jr., Robert	DE	6-3	275	9/6/1985	32	9	Tennessee	Jersey City, NJ	UFA (NYG)-'16
65	Sanborn, Garrison	LS	6-1	240	7/31/1985	32	9	Florida State	Tampa, FL	FA-'17
8th Year (5)										
68	Hawley, Joe	C	6-3	302	10/22/1988	29	8	UNLV	Bakersfield, CA	FA-'15
93	McCoy, Gerald	DT	6-4	300	2/25/1988	29	8	Oklahoma	Oklahoma City, OK	D1-'10
98	McDonald, Clinton	DT	6-2	297	1/6/1987	30	8	Memphis	Jacksonville, AR	UFA (SEA)-'14
62	Smith, Evan	OL	6-2	308	7/19/1986	31	8	Idaho State	Salinas, CA	UFA (GB)-'14
43	Ward, T.J.	S	5-10	200	12/12/1986	30	8	Oregon	Antioch, CA	FA-'17
7th Year (2)										
23	Conte, Chris	S	6-2	203	2/23/1989	28	7	California	Los Angeles, CA	UFA (CHI)-'15
32	Rodgers, Jacquizz	RB	5-6	205	2/6/1990	27	7	Oregon State	Richmond, TX	FA-'16
6th Year (7)										
9	Anger, Bryan	P	6-3	205	10/6/1988	29	6	California	Camarillo, CA	UFA (JAC)-'16
90	Baker, Chris	DT	6-2	320	10/8/1987	30	6	Hampton	Windsor, CT	UFA (WAS)-'17
54	David, Lavonte	LB	6-1	233	1/23/1990	27	6	Nebraska	Miami, FL	D2-'12
22	Martin, Doug	RB	5-9	223	1/13/1989	28	6	Boise State	Oakland, CA	D1b-'12
36	McClain, Robert	CB	5-9	195	7/22/1988	29	6	Connecticut	Lusby, MD	UFA (LAC)-'17
26	Robinson, Josh	DB	5-10	200	1/8/1991	26	6	UCF	Sunrise, FL	UFA (MIN)-'16
37	Tandy, Keith	S	5-10	205	2/12/1989	28	6	West Virginia	Hopkinsville, KY	D6-'12
5th Year (3)										
92	Gholston, William	DE	6-6	281	7/31/1991	26	5	Michigan State	Detroit, MI	D4b-'13
96	Silliga, Sealver	DT	6-2	345	4/26/1990	27	5	Utah	West Jordan, UT	W (SEA)-'16
73	Sweezy, J.R.	G	6-5	298	4/8/1989	28	5	North Carolina State	Mooresville, NC	UFA (SEA)-'16
4th Year (6)										
94	Clarke, Will	DL	6-6	275	5/4/1991	26	4	West Virginia	Pittsburgh, PA	FA-'17
13	Evans, Mike	WR	6-5	231	8/21/1993	24	4	Texas A&M	Galveston, TX	D1-'14
4	Griffin, Ryan	QB	6-5	210	11/17/1989	28	4	Tulane	Westlake Village, CA	W (NO)-'15
7	Murray, Patrick	K	5-7	182	6/22/1991	26	4	Fordham	Mahwah, NJ	FA-'17
64	Pamphile, Kevin	G	6-5	310	11/27/1990	27	4	Purdue	Miami, FL	D5b-'14
34	Sims III, Charles	RB	6-0	211	9/19/1990	27	4	West Virginia	Houston, TX	D3-'14
3rd Year (8)										
58	Alexander, Kwon	LB	6-1	227	8/3/1994	23	3	LSU	Oxford, AL	D4-'15
84	Brate, Cameron	TE	6-5	235	7/3/1991	26	3	Harvard	Naperville, IL	FA-'15
53	Glanton, Adarius	LB	6-1	230	9/21/1990	27	3	Florida Atlantic	Lakeland, FL	FA-'15
10	Humphries, Adam	WR	5-11	195	6/24/1993	24	3	Clemson	Spartanburg, SC	FA-'15
27	Olatoye, Deji	CB	6-1	205	7/20/1991	26	3	North Carolina A&T	Dublin, OH	FA-'17
95	Russell, Ryan	DE	6-5	275	1/17/1992	25	3	Purdue	Carrollton, TX	FA-'16
76	Smith, Donovan	T	6-6	338	6/23/1993	24	3	Penn State	Owings Mills, MD	D2a-'15
3	Winston, Jameis	QB	6-4	231	1/6/1994	23	3	Florida State	Bessemer, AL	D1-'15
2nd Year (9)										
25	Barber, Peyton	RB	5-11	225	2/27/1994	23	2	Auburn	Alpharetta, GA	FA-'16
77	Benenoch, Caleb	OL	6-5	305	8/8/1994	23	2	UCLA	Katy, TX	D5-'16
59	Bond, Devante	LB	6-1	236	7/3/1993	24	2	Oklahoma	Sacramento, CA	D6a-'16
45	Cross, Alan	TE	6-1	235	5/2/1993	24	2	Memphis	Millington, TN	FA-'16
35	Elliott, Javien	CB	5-11	176	7/18/1993	24	2	Florida State	Panama City, FL	FA-'16
28	Hargreaves III, Vernon	CB	5-10	204	6/3/1995	22	2	Florida	Tampa, FL	D1-'16
16	Martino, Freddie	WR	6-0	195	9/7/1991	26	2	North Greenville	North, SC	FA-'16
29	Smith, Ryan	S	5-11	189	9/7/1993	24	2	North Carolina Central	Upper Marlboro, MD	D4-'16
66	Wester, Leonard	T	6-6	305	1/3/1993	24	2	Missouri Western	Mt. Union, IA	FA-'16
Rookies/1st Year (8)										
82	Auclair, Antony	TE	6-6	256	5/28/1993	24	R	Laval	Quebec, Canada	FA-'17
51	Beckwith, Kendell	LB	6-2	243	12/2/1994	23	R	LSU	Clinton, LA	D3b-'17
21	Evans, Justin	S	6-0	190	8/26/1995	22	R	Texas A&M	Wiggins, MS	D2-'17
12	Godwin, Chris	WR	6-1	209	2/27/1996	21	R	Penn State	Middletown, DE	D3a-'17
80	Howard, O.J.	TE	6-6	251	11/19/1994	23	R	Alabama	Prattville, AL	D1-'17
67	Liedtke, Mike	OL	6-3	305	1/15/1992	25	1	Illinois State	Woodstock, IL	FA-'16
79	O'Connor, Patrick	DE	6-4	270	11/1/1993	24	R	Eastern Michigan	Chicago, IL	FA-'17
85	Wilson, Bobo	WR	5-9	186	1/25/1995	22	R	Florida State	Miami, FL	FA-'17

2017 TAMPA BAY BUCCANEERS - HOW THEY WERE BUILT

	<u>DRAFT</u>	<u>TRADES</u>	<u>WAIVERS</u>	<u>FREE AGENTS</u>
2009				Demar Dotson (R)*
2010	Gerald McCoy (1)			
2012	Doug Martin (1b) Lavonte David (2) Keith Tandy (6)			
2013	William Gholston (4b)			
2014	Mike Evans (1) Charles Sims III (3) Kevin Pamphile (5b)			Clinton McDonald (SEA) Evan Smith (GB)
2015	Jameis Winston (1) Donovan Smith (2a) Ali Marpet (2b)* Kwon Alexander (4)		Ryan Griffin (NO)	Cameron Brate Chris Conte (CHI) Adarius Glanton Joe Hawley Adam Humphries (R)
2016	Vernon Hargreaves III (1) Noah Spence (2a)* Ryan Smith (4) Caleb Benenoch (5) Devante Bond (6a)		Sealver Siliga (SEA)	Bryan Anger (JAC) Robert Ayers Jr. (NYG) Peyton Barber (R) Alan Cross (R) Javien Elliott (R) Brent Grimes Davonte Lambert (R)* Mike Liedtke Freddie Martino Jacquizz Rodgers Josh Robinson (MIN) Ryan Russell J.R. Sweezy (SEA) Leonard Wester (R)
2017	O.J. Howard (1) Justin Evans (2) Chris Godwin (3a) Kendell Beckwith (3b) Stevie Tu'ikolovatu (7)*			Antony Auclair (R) Chris Baker (WAS) Will Clarke Ryan Fitzpatrick (NYJ) Nick Folk* DeSean Jackson (WAS) Robert McClain (LAC) Patrick Murray Patrick O'Connor Deji Olatoye Garrison Sanborn Justin Trattou* T.J. Ward Bobo Wilson (R)

*Injured Reserve

2017 GAME-BY-GAME STARTERS

OFFENSE

OPP	WR	LT	LG	C	RG	RT	TE	WR	TE	RB	QB	OTHER
CHI	D. Jackson	D. Smith	K. Pamphile	A. Marpet	J. Sweezy	D. Dotson	L. Stocker	M. Evans	O. Howard	J. Rodgers	J. Winston	---
@MIN	D. Jackson	D. Smith	E. Smith	A. Marpet	J. Sweezy	D. Dotson	A. Cross	M. Evans	O. Howard	J. Rodgers	J. Winston	---
NYG	---	D. Smith	K. Pamphile	A. Marpet	J. Sweezy	D. Dotson	L. Stocker	M. Evans	O. Howard	J. Rodgers	J. Winston	C. Brate (TE)
NE	D. Jackson	D. Smith	K. Pamphile	A. Marpet	J. Sweezy	D. Dotson	C. Brate	M. Evans	O. Howard	J. Rodgers	J. Winston	---
@ARI	D. Jackson	D. Smith	K. Pamphile	A. Marpet	J. Sweezy	D. Dotson	C. Brate	M. Evans	O. Howard	D. Martin	J. Winston	---
@BUF	D. Jackson	D. Smith	K. Pamphile	A. Marpet	J. Sweezy	D. Dotson	---	M. Evans	O. Howard	D. Martin	J. Winston	A. Humphries (WR)
CAR	D. Jackson	D. Smith	K. Pamphile	A. Marpet	J. Sweezy	D. Dotson	---	M. Evans	O. Howard	D. Martin	J. Winston	A. Humphries (WR)
@NO	D. Jackson	D. Smith	K. Pamphile	A. Marpet	J. Sweezy	D. Dotson	L. Stocker	M. Evans	O. Howard	D. Martin	J. Winston	---
NYJ	D. Jackson	D. Smith	K. Pamphile	A. Marpet	J. Sweezy	D. Dotson	L. Stocker	C. Godwin	O. Howard	D. Martin	R. Fitzpatrick	---
@MIA	D. Jackson	D. Smith	K. Pamphile	A. Marpet	J. Sweezy	D. Dotson	C. Brate	M. Evans	O. Howard	D. Martin	R. Fitzpatrick	---
@ATL	D. Jackson	D. Smith	K. Pamphile	A. Marpet	J. Sweezy	D. Dotson	A. Auclair	M. Evans	O. Howard	D. Martin	R. Fitzpatrick	---
@GB	D. Jackson	D. Smith	K. Pamphile	E. Smith	J. Sweezy	C. Benenoch	A. Cross	M. Evans	O. Howard	P. Barber	J. Winston	---

DET
ATL
@CAR
NO

DEFENSE

OPP	DE	DT	DT	DE	SLB	MLB	WLB	CB	CB	S	S	OTHER
CHI	N. Spence	G. McCoy	C. Baker	W. Gholston	K. Beckwith	K. Alexander	L. David	B. Grimes	V. Hargreaves	C. Conte	K. Tandy	---
@MIN	R. Ayers	G. McCoy	C. McDonald	W. Gholston	A. Glanton	K. Beckwith	L. David	R. Smith	V. Hargreaves	C. Conte	K. Tandy	---
NYG	R. Ayers	G. McCoy	C. Baker	W. Gholston	A. Glanton	K. Beckwith	D. Bond	B. Grimes	V. Hargreaves	C. Conte	K. Tandy	---
NE	R. Ayers	G. McCoy	C. Baker	W. Gholston	A. Glanton	K. Beckwith	D. Bond	B. Grimes	V. Hargreaves	C. Conte	J. Evans	---
@ARI	N. Spence	G. McCoy	C. Baker	W. Gholston	---	K. Beckwith	L. David	B. Grimes	V. Hargreaves	C. Conte	J. Evans	R. McClain (CB)
@BUF	R. Ayers	G. McCoy	C. Baker	N. Spence	---	K. Alexander	L. David	B. Grimes	V. Hargreaves	C. Conte	J. Evans	R. McClain (CB)
CAR	R. Ayers	G. McCoy	C. Baker	W. Gholston	K. Beckwith	K. Alexander	L. David	R. Smith	V. Hargreaves	C. Conte	J. Evans	---
@NO	R. Ayers	G. McCoy	C. Baker	R. Russell	---	K. Alexander	L. David	R. Smith	V. Hargreaves	C. Conte	J. Evans	R. McClain (CB)
NYJ	R. Ayers	G. McCoy	C. Baker	D. Tapp	K. Beckwith	K. Alexander	L. David	R. Smith	B. Grimes	C. Conte	J. Evans	---
@MIA	R. Ayers	G. McCoy	C. Baker	R. Russell	---	K. Alexander	L. David	R. Smith	B. Grimes	T. Ward	J. Evans	R. McClain (CB)
@ATL	R. Russell	G. McCoy	C. Baker	W. Gholston	---	K. Alexander	L. David	R. Smith	B. Grimes	T. Ward	J. Evans	R. McClain (CB)
@GB	R. Russell	G. McCoy	C. Baker	W. Gholston	---	K. Alexander	L. David	R. Smith	B. Grimes	C. Conte	J. Evans	R. McClain (CB)

DET
ATL
@CAR
NO

2017 PLAYTIME PERCENTAGES - OFFENSE

OFFENSE	CHI	@MIN	NYG	NE	@AZ	@BUF	CAR	@NO	NYJ	@MIA	@ATL	@GB	DET	ATL	@CAR	NO	PLAYS	PCT
TOTAL PLAYS	71	53	64	72	70	72	67	59	71	66	71	76	76	71	66	71	812	

QUARTERBACKS

Winston	65	53	64	72	15	72	67	29	IA	IA	IA	76		76			513	85%
Fitzpatrick	6	DNP	DNP	DNP	55	DNP	DNP	30	71	66	71	DNP		DNP			299	73%

RUNNING BACKS

Sims III	21	26	22	32	27	24	19	18	22	23	26	19		19			279	34%
Martin	R/S	R/S	R/S	26	37	43	39	18	36	37	13	IA		IA			249	45%
Rodgers	34	25	38	13	6	2	6	0	6	2	25	5		5			162	20%
Barber	16	0	4	0	0	3	3	23	7	3	10	52		52			121	15%

TIGHT ENDS

Howard	46	34	42	41	45	51	39	37	50	46	53	55		55			539	66%
Brate	38	26	35	49	44	38	40	34	33	41	34	32		32			444	55%
Stocker	16	6	14	5	10	8	17	20	19	IA	IA	N/A		N/A			115	19%
Cross	16	4	7	PS	PS	PS	PS	PS	PS	PS	PS	17		17			44	17%
Auclair	IA	IA	IA	1	IA	IA	IA	IA	IA	21	16	14		14			52	18%

WIDE RECEIVERS

Evans	55	47	59	68	64	63	62	52	R/S	55	61	66		66			652	88%
Jackson	36	43	45	52	53	52	50	39	54	40	44	49		49			557	69%
Humphries	41	39	43	52	48	52	39	34	46	33	43	42		42			512	63%
Goodwin	29	11	9	17	14	22	14	18	69	22	19	17		17			261	32%
Martino	IA	IA	IA	IA	IA	0	IA	IA	13	7	3	4		4			27	10%
Reedy	7	4	2	4	1	2	3	2	0	N/A	W/NE	W/NE		W/NE			25	4%
Wilson	PS	PS	PS	PS	PS	PS	PS	PS	PS	PS	PS	5		5			5	7%

OFFENSIVE LINE

Sweezy	71	53	64	72	70	72	67	59	71	66	71	76		76			812	100%
D. Smith	71	53	64	72	70	72	67	29	71	66	71	76		76			782	96%
Marpet	71	53	64	72	70	72	67	59	71	66	58	IR		IR			723	98%
Dotson	62	53	64	72	70	72	66	59	71	66	60	IR		IR			715	97%
Pamphile	33	24	25	39	30	34	44	47	35	51	67	76		76			505	62%
E. Smith	38	29	39	33	40	38	23	40	36	15	IA	76		76			407	55%
Benech	9	0	0	0	1	IA	5	2	IA	IA	19	76		76			112	19%
Hawley	IA	IA	IA	IA	IA	IA	IA	IA	IA	IA	17	IA		IA			17	24%
Wester	IA	IA	IA	IA	IA	0	IA	IA	0	0	IA	6		6			6	1%

KEY

- DNP= Did Not Play
- IA= Inactive
- IR/DR= Injured Reserve/Designated to Return
- N/A= Not With Team
- PS= Practice Squad
- PUP= Reserve/Physically Unable to Perform
- R/S= Reserve/Suspended List
- W/_ =With Other Team

2017 PLAYTIME PERCENTAGES - DEFENSE

DEFENSE	CHI	@MIN	NYG	NE	@AZ	@BUF	CAR	@NO	NYJ	@MIA	@ATL	@GB	DET	ATL	@CAR	NO	PLAYS	PCT	
TOTAL PLAYS	64	74	80	74	65	68	65	60	69	64	64	55	55	64	64	802			
DEFENSIVE LINE																			
McCoy	40	63	67	66	59	66	59	54	53	53	60	55	55	60	53	60	695	87%	
Ayers Jr.	48	61	56	48	47	52	51	47	48	43	43	IA	IA	IA	IA	IA	501	73%	
Gholston	32	50	29	37	43	35	29	21	IA	IA	36	32	32	36	32	344	51%		
Baker	25	IA	22	30	33	30	35	36	29	32	33	32	32	32	32	337	46%		
McDonald	24	46	32	37	25	20	27	29	33	27	28	IA	IA	IA	IA	328	44%		
Russell	35	25	39	11	IA	IA	35	34	40	45	24	35	35	24	35	323	48%		
N. Spence	45	21	54	60	32	35	IR	IR	IR	IR	IR	IR	IR	IR	IR	247	58%		
Clarke	IA	9	15	6	9	14	13	18	20	21	30	34	34	21	30	189	26%		
Tapp	N/A	N/A	N/A	N/A	N/A	N/A	IA	IA	23	17	15	N/A	N/A	IA	IA	55	28%		
Siliga	5	25	IA	IA	12	IA	IA	IA	IA	IA	IA	IA	12	IA	IA	54	21%		
J. Smith	IA	IA	7	N/A	N/A	N/A	N/A	N/A	N/A	N/A	N/A	N/A	N/A	N/A	N/A	7	9%		
O'Connor	W/DET	N/A	N/A	N/A	PS	PS	PS	PS	PS	PS	PS	PS	1	PS	PS	1	2%		
LINEBACKERS																			
Beckwith	58	74	80	74	65	53	34	34	52	35	44	32	32	44	44	635	79%		
David	53	69	IA	IA	61	67	65	60	69	64	64	55	55	64	627	97%			
Alexander	17	IA	IA	IA	IA	68	65	60	69	63	64	55	55	64	64	461	91%		
Glanton	22	39	80	74	21	2	2	0	0	1	0	1	1	0	0	242	30%		
Bond	IA	7	21	15	18	0	7	0	0	0	13	1	1	0	13	82	11%		
Lynch	0	0	1	0	0	0	0	0	0	0	0	0	N/A	0	0	1	0%		
DEFENSIVE BACKS																			
Evans	7	1	45	74	57	68	65	50	69	64	64	55	55	64	64	619	77%		
Grimes	57	IA	79	74	63	67	IA	IA	69	64	64	54	54	64	64	591	98%		
Conte	57	73	65	74	37	39	38	31	38	25	31	25	25	31	25	533	66%		
Hargreaves III	64	67	79	74	63	36	63	27	28	IA	IA	IA	IA	IA	IA	501	81%		
McClain	44	51	59	59	32	65	IA	60	68	47	38	41	41	38	41	496	74%		
R. Smith	7	45	0	0	2	63	60	60	68	60	64	54	54	64	54	423	53%		
Ward	28	46	IA	IA	36	24	27	39	31	39	32	IA	IA	32	IA	302	51%		
Tandy	36	28	49	IA	IA	5	0	0	0	0	0	30	30	0	0	148	22%		
Elliott	IA	14	0	1	2	0	37	0	20	4	0	1	1	0	0	79	11%		
Robinson	0	0	1	0	IA	IA	IA	0	0	0	0	IA	IA	0	0	1	0%		
I. Johnson	PS	PS	PS	0	0	IA	PS	PS	PS	PS	PS	PS	PS	PS	PS	0	0%		

KEY

- DNP= Did Not Play
- IA= Inactive
- IR/DR= Injured Reserve/Designated to Return
- N/A= Not With Team
- PS= Practice Squad
- PUP= Reserve/Physically Unable to Perform
- R/S= Reserve/Suspended List
- R/CE=Reserve/Commissioner's Exempt List
- W/_ =With Other Team

TAMPA BAY BUCCANEERS' 2017 PERSONNEL LOG

(By Date)

January 2 – Signed OL **Josh Allen**, S **Isaiah Johnson**, OL **Mike Liedtke**, CB **Cody Riggs**, RB **Blake Sims** and TE **Tevin Westbrook** to futures contracts.

January 4 – Signed TE **Kivon Cartwright** and K **John Lunsford** to futures contracts.

January 5 – Signed G **Jarvis Harrison** to futures contract.

January 6 – Signed WR **Derel Walker** to futures contract.

January 10 – Signed RB **Quayvon Hicks** to futures contract.

January 13 – Signed Defensive Coordinator **Mike Smith** to new contract agreement.

January 20 – Signed G **James Stone** to futures contract.

January 30 – Signed QB **Sean Renfree** to futures contract.

February 7 – Named **Ben Steele** as tight ends coach. Signed LS **Dax Dellenbach** to futures contract.

February 14 – Named **Danny Breyer** as defensive assistant, **Skyler Fulton** as offensive assistant, **Zack Grossi** as offensive quality control, **Anthony Perkins** as assistant to the head coach and **Alex Smith** as pro scout.

February 21 – Named **Brett Greene** as director of video.

February 23 – Released CB **Alterraun Verner**.

March 9 – Signed DT **Chris Baker**, S **Chris Conte**, WR **DeSean Jackson** and RB **Jacquizz Rodgers**.

March 11 – Signed DT **Sealver Siliga** and S **J.J. Wilcox**.

March 12 – Signed CB **Josh Robinson**.

March 14 – Signed LS **Garrison Sanborn**.

March 15 – Signed C **Joe Hawley**.

March 16 – T **Gosder Cherlius** announced retirement.

March 18 – Signed K **Nick Folk**.

March 22 – Waived K **John Lunsford**.

April 17 – CB **Jude Adjei-Barimah**, TE **Cameron Brate**, LB **Adarius Glanton**, WR **Adam Humphries** and WR **Freddie Martino** signed exclusive rights contracts. QB **Ryan Griffin** signed restricted free agent contract.

May 1 – Signed TE **Antony Auclair**, DE **Deondre Barnett**, LB **Richie Brown**, LB **Riley Bullough**, CB **Maurice Fleming**, T **Cole Gardner**, S **Alex Gray**, T **Korren Kirven**, QB **Sefo Liufau**, CB **Greg Mabin**, LB **Paul Magloire**, CB **Jonathan Moxey**, WR **Thomas Sperbeck** and WR **Bobo Wilson**. Waived TE **Kivon Cartwright** and C **Ben Gottschalk**.

May 8 – Waived CB **Greg Mabin**.

May 10 – Signed CB **Robert McClain**. Waived LS **Dax Dellenbach**.

May 11 – Signed DE **Evan Panfil**.

May 22 – Signed QB **Ryan Fitzpatrick** and TE **O.J. Howard**. DE **Jacquies Smith** signed restricted free agent contract. Waived QB **Sean Renfree**.

May 23 – Signed LB **Kendell Beckwith**, RB **Jeremy McNichols** and DT **Stevie Tu'ikolovatu**.

May 25 – Signed S **Justin Evans**.

May 30 – Signed LB **Eric Nzeocha**.

May 31 – Signed DE **Sterling Bailey** and DE **Tavaris Barnes**. Waived DE **Deondre Barnett** and LB **Paul Magloire**.

June 1 – Signed WR **Chris Godwin**.

July 26 – Placed DE **Jacquies Smith** on the Active/PUP list.

July 28 – Signed DE **Justin Trattou**. Waived DE **Evan Panfil**.

July 30 – Signed S **Marqueston Huff** and WR **Jhajuan Seales**. Waived S **Alex Gray** and WR **Thomas Sperbeck**.

August 2 – Signed WR **Shaq Hill**. Waived WR **Jhajuan Seales**.

August 12 – Waived K **Roberto Aguayo**.

August 13 – Signed K **Zach Hocker**.

August 19 – Signed T **Austin Albrecht** and CB **Vernon Harris**. Waived CB **Maurice Fleming** and T **Cole Gardner**.

August 20 – Signed CB **Mariel Cooper**. Awarded T **Marquis Lucas** off of waivers from Atlanta. Waived T **Austin Albrecht** and RB **Quayvon Hicks**.

August 22 – Signed LS **Andrew DePaola**. Waived (injured) CB **Jude Adjei-Barimah**.

August 28 – Signed DE **Mehdi Abdesmad** and DE **Hendrick Ekpe**. Placed DE **Justin Trattou** on Injured Reserve. Waived RB **Blake Sims**.

August 30 – Signed QB **Ryan Griffin** to a contract extension.

September 1 – Placed DL **DaVonte Lambert** and DT **Stevie Tu'ikolovatu** on Injured Reserve. Released LS **Andrew DePaola** and DE **George Johnson**.

September 2 – Waived DE **Mehdi Abdesmad**, OL **Josh Allen**, DE **Sterling Bailey**, DE **Tarvaris Barnes**, LB **Richie Brown**, LB **Riley Bullough**, CB **Mariel Cooper**, WR **Donteea Dye**, DE **Hendrick Ekpe**, RB **Russell Hansbrough**, CB **Vernon Harris**, G **Jarvis Harrison**, WR **Shaq Hill**, K **Zach Hocker**, WR **Josh Huff**, S **Marqueston Huff**, FB **Austin Johnson**, S **Isaiah Johnson**, T **Korren Kirven**, LB **Jeff Knox**, OL **Mike Liedtke**, T **Marquis Lucas**, WR **Freddie Martino**, RB **Jeremy McNichols**, CB **Jonathan Moxey**, LB **Eric Nzeocha**, DB **Cody Riggs**, G **James Stone**, WR **Derel Walker**, TE **Tevin Westbrook** and WR **Bobo Wilson**. Released LS **Garrison Sanborn**. Waived (injured) QB **Sefo Liufau**. Placed RB **Doug Martin** on Reserve/Suspended list.

September 3 – Traded S **J.J. Wilcox** to the Pittsburgh Steelers. Signed DE **Sterling Bailey**, LB **Riley Bullough**, RB **Russell Hansbrough**, FB **Austin Johnson**, S **Isaiah Johnson**, OL **Mike Liedtke**, T **Marquis Lucas**, WR **Freddie Martino**, CB **Jonathan Moxey**, LB **Eric Nzeocha** and WR **Bobo Wilson** to the practice squad.

September 4 – Signed LS **Garrison Sanborn** and S **T.J. Ward**. Placed QB **Ryan Griffin** on Injured Reserve.

September 5 – Signed DL **Will Clarke**. Waived DL **Channing Ward**.

September 6 – Signed T **Justin Murray** to practice squad. Placed T **Marquis Lucas** on Practice Squad Injured Reserve.

September 14 – Signed DL **Channing Ward** to practice squad. Released DL **Sterling Bailey** from practice squad.

September 19 – Signed CB **David Rivers** to practice squad. Released CB **Jonathan Moxey** from practice squad.

October 2 – Activated RB **Doug Martin** from Reserve/Suspended list. Waived TE **Alan Cross**.

October 3 – Signed TE **Alan Cross** to practice squad. Released RB **Russell Hansbrough** from practice squad.

October 5 – Promoted S **Isaiah Johnson** from practice squad to active roster. Released DE **Jacques Smith**.

October 9 – Signed K **Patrick Murray**. Placed K **Nick Folk** on Injured Reserve. Signed DE **Patrick O'Connor** to practice squad.

October 10 – Signed DE **Larry Webster** to practice squad. Released FB **Austin Johnson** from practice squad.

October 24 – Waived S **Isaiah Johnson**. Released DE **Larry Webster** from practice squad.

October 25 – Signed CB **Deji Olatoye** and DE **Darryl Tapp**. Placed DE **Noah Spence** on Injured Reserve. Signed DE **Marquavius Lewis**.

October 26 – Signed S **Isaiah Johnson** to practice squad. Released DE **Marquavius Lewis** from practice squad.

November 6 – WR **Mike Evans** suspended.

November 7 – Activated QB **Ryan Griffin** from Injured Reserve. Waived CB **Deji Olatoye**.

November 8 – Promoted WR **Freddie Martino** from practice squad to active roster. Signed DE **Patrick Gamble** to practice squad.

November 13 – WR **Mike Evans** returned from suspension. Waived WR **Freddie Martino**.

November 14 – Released DE **Patrick Gamble** and CB **David Rivers** from practice squad.

November 15 – Signed CB **Senquez Golson** and WR **Freddie Martino** to practice squad.

November 17 – Promoted WR **Freddie Martino** from practice squad to active roster. Waived WR **Bernard Reedy**.

November 22 – Signed WR **Jake Lampman**, T **Givens Price** and CB **David Rivers** to the practice squad. Released CB **Senquez Golson** and T **Justin Murray** from the practice squad.

November 28 – Placed T **Demar Dotson** and C **Ali Marpet** on Injured Reserve. Waived TE **Luke Stocker** and DE **Darryl Tapp**. Promoted TE **Alan Cross**, DE **Patrick O'Connor** and WR **Bobo Wilson** from the practice squad to the active roster. Signed CB **Deji Olatoye**. Signed CB **Maurice**

Fleming, DE **Patrick Gamble**, RB **Dare Ogunbowale** and T **Brad Seaton** to the practice squad. Released CB **David Rivers** from the practice squad.
December 2 – Promoted OL **Mike Liedtke** from practice squad to active roster. Waived LB **Cameron Lynch**.

TAMPA BAY BUCCANEERS' 2017 PERSONNEL LOG

(By Player and Coach)

Abdesmad, Mehdi **DE**
August 28 Signed contract
September 2 Waived

Adjei-Barimah, Jude **CB**
April 17 Signed ERFA contract
August 22 Waived (injured)

Aguayo, Roberto **K**
August 12 Waived

Albrecht, Austin **T**
August 19 Signed contract
August 20 Waived

Allen, Josh..... **OL**
January 2 Signed contract
September 2 Waived

Auclair, Antony **TE**
May 1 Signed contract

Bailey, Sterling **DE**
May 31 Signed contract
September 2 Waived
September 3 Signed to practice squad
September 14 Released from practice squad

Baker, Chris..... **DT**
March 9 Signed contract

Barnes, Tavaris **DE**
May 31 Signed contract
September 2 Waived

Barnett, Deondre..... **DE**
May 1 Signed contract
May 31 Waived

Beckwith, Kendell **LB**
May 23 Signed contract

Brate, Cam..... **TE**
April 17 Signed ERFA contract

Breyer, Danny..... **Defensive Assistant**
February 14 Named defensive assistant

Brown, Richie **LB**
May 1 Signed contract
September 2 Waived

Bullough, Riley..... **LB**
May 1 Signed contract
September 2 Waived
September 3 Signed to practice squad

Cartwright, Kivon..... **TE**
January 4 Signed contract
May 1 Waived

Cherilus, Gosder **T**
March 16 Announced retirement

Clarke, Will..... **DL**
September 5 Signed contract

Conte, Chris..... **S**
March 9 Signed contract

Cooper, Mariel..... **CB**
August 20 Signed contract
September 2 Waived

Cross, Alan..... **TE**
October 2 Waived
October 3 Signed to practice squad
November 28 Promoted to active roster

Dellenbach, Dax **LS**
February 7 Signed contract
May 10 Waived

DePaola, Andrew **LS**
August 22 Signed contract
September 1 Released

Dotson, Demar **T**
November 28 Placed on Injured Reserve

Dye, Donteea **WR**
September 2 Waived

Ekpe, Hendrick **DE**
August 28 Signed contract
September 2 Waived

Evans, Justin **S**
May 25 Signed contract

Evans, Mike **WR**
November 6 Suspended
November 13 Returned from suspension

Fitzpatrick, Ryan **QB**
May 22 Signed contract

Fleming, Maurice **CB**
May 1 Signed contract
August 19 Waived
November 28 Signed to practice squad

Folk, Nick **K**
March 18 Signed contract
October 9 Placed on Injured Reserve

Fulton, Skyler **Offensive Assistant**
February 14 Named offensive assistant

Gamble, Patrick **DE**
November 8 Signed to practice squad
November 14 Released from practice squad
November 28 Signed to practice squad

Gardner, Cole **T**
May 1 Signed contract
August 19 Waived

Glanton, Adarius **LB**
April 17 Signed ERFA contract

Godwin, Chris **WR**
June 1 Signed contract

Golson, Senquez **CB**
November 15 Signed to practice squad
November 22 Released from practice squad

Gottschalk, Ben **C**
May 1 Waived

Gray, Alex **S**
May 1 Signed contract
July 30 Waived

Greene, Brett **Director of Video**
February 21 Named director of video

Griffin, Ryan **QB**
April 17 Signed RFA contract
August 30 Signed contract extension
September 4 Placed on Injured Reserve
November 7 Activated from Injured Reserve

Grossi, Zack **Offensive Quality Control**
February 14 Named offensive quality control

Hansbrough, Russell **RB**
September 2 Waived
September 3 Signed to practice squad
September 4 Released from practice squad

Harris, Vernon **CB**
 August 19 Signed contract
 September 2 Waived
Harrison, Jarvis..... **G**
 January 5 Signed contract
 September 2 Waived
Hawley, Joe **C**
 March 15 Signed contract
Hicks, Quayvon **RB**
 January 10 Signed contract
 August 20 Waived
Hill, Shaq..... **WR**
 August 2 Signed contract
 September 2 Waived
Hocker, Zach **K**
 August 13 Signed contract
Howard, O.J...... **TE**
 May 22 Signed contract
Huff, Josh **WR**
 September 2 Waived
Huff, Marqueston **S**
 July 30 Signed contract
 September 2 Waived
Humphries, Adam **WR**
 April 17 Signed ERFA contract
Jackson, DeSean **WR**
 March 9 Signed contract
Johnson, Austin..... **FB**
 January 2 Signed contract
 September 2 Waived
 September 3 Signed to practice squad
 October 10 Released from practice squad
Johnson, George **DE**
 September 1 Released
Johnson, Isaiah..... **S**
 January 2 Signed contract
 September 2 Waived
 September 3 Signed to practice squad
 October 5 Promoted to active roster
 October 24 Waived
 October 26 Signed to practice squad
Kirven, Korren **T**
 May 1 Signed contract
 September 2 Waived
Knox, Jeff..... **LB**
 September 2 Waived
Lambert, DaVonte **DL**
 September 1 Placed on Injured Reserve
Lampman, Jake **WR**
 November 22 Signed to practice squad
Lewis, Marquavius **DE**
 October 25 Signed to practice squad
 October 26 Released from practice squad
Liedtke, Mike **OL**
 January 2 Signed contract
 September 2 Waived
 September 3 Signed to practice squad
 December 2 Promoted to active roster
Liufau, Sefo **QB**
 May 1 Signed contract
 September 2 Waived (Injured)

Lucas, Marquis..... **T**
August 20 Awarded off of waivers (ATL)
September 2 Waived
September 3 Signed to practice squad
September 6 Placed on Practice Squad Injured Reserve

Lunsford, John..... **K**
January 2 Signed contract
March 22 Waived

Lynch, Cameron..... **LB**
December 2 Waived

Mabin, Greg **CB**
May 1 Signed contract
May 8 Waived

Magloire, Paul..... **LB**
May 1 Signed contract
May 31 Waived

Marpet, Ali..... **C**
November 28 Placed on Injured Reserve

Martin, Doug **RB**
September 2 Placed on Reserve/Suspended list
October 2 Activated from Reserve/Suspended list

Martino, Freddie **WR**
April 17 Signed ERFA contract
September 2 Waived
September 3 Signed to practice squad
November 8 Promoted to active roster
November 13 Waived
November 15 Signed to practice squad
November 17 Promoted to active roster

McClain, Robert..... **CB**
May 10 Signed contract

McNichols, Jeremy **RB**
May 23 Signed contract
September 2 Waived

Moxey, Jonathan..... **CB**
May 1 Signed contract
September 2 Waived
September 3 Signed to practice squad
September 19 Released from practice squad

Murray, Justin **T**
September 6 Signed to practice squad
November 22 Released from practice squad

Murray, Patrick..... **K**
October 9 Signed contract

Nzeocha, Eric **LB**
May 30 Signed contract
September 2 Waived
September 3 Signed to practice squad

O'Connor, Patrick **DE**
October 9 Signed contract
November 28 Promoted to active roster

Ogunbowale, Dare **RB**
November 28 Signed to practice squad

Olatoye, Deji **CB**
October 25 Signed contract
November 7 Waived
November 28 Signed contract

Panfil, Evan..... **DE**
May 11 Signed contract
July 28 Waived

Perkins, Anthony **Assistant to the Head Coach**
February 14 Named assistant to the head coach

Price, Givens **T**
 November 22 Signed to practice squad
Reedy, Bernard **WR**
 November 17 Waived
Renfree, Sean **QB**
 January 30 Signed contract
 May 22 Waived
Riggs, Cody **CB**
 January 2 Signed contract
 September 2 Waived
Rivers, David **CB**
 September 19 Signed to practice squad
 November 14 Released from practice squad
 November 22 Signed to practice squad
 November 28 Released from practice squad
Robinson, Josh **CB**
 March 12 Signed contract
Rodgers, Jacquizz **RB**
 March 9 Signed contract
Sanborn, Garrison **LS**
 March 14 Signed contract
 September 2 Released
 September 4 Signed contract
Seales, Jhajuan **WR**
 July 30 Signed contract
 August 2 Waived
Seaton, Brad **T**
 November 28 Signed to practice squad
Siliga, Sealver **WR**
 March 11 Signed contract
Sims, Blake **RB**
 January 2 Signed contract
 August 28 Waived
Smith, Alex **Pro Scout**
 February 14 Named pro scout
Smith, Jacquies **DE**
 May 22 Signed RFA contract
 July 26 Placed on Active/PUP list
 October 5 Released
Smith, Mike **Defensive Coordinator**
 January 13 Signed contract
Spence, Noah **DE**
 October 25 Placed on Injured Reserve
Sperbeck, Thomas **WR**
 May 1 Signed contract
 July 30 Waived
Steele, Ben **Tight Ends Coach**
 February 7 Named tight ends coach
Stocker, Luke **TE**
 November 28 Waived
Stone, James **G**
 January 20 Signed contract
 September 2 Waived
Tapp, Darryl **DE**
 October 25 Signed contract
 November 28 Waived
Trattou, Justin **DE**
 July 28 Signed contract
 August 28 Placed on Injured Reserve
Tu'ikolovatu, Stevie **DT**
 May 23 Signed contract
 September 1 Placed on Injured Reserve

Verner, Alterraun	CB
February 23	Released
Walker, Derel	TE
January 2	Signed contract
September 2	Waived
Ward, Channing	DL
September 5	Waived
September 14	Signed to practice squad
Ward, T.J.	S
September 4	Signed contract
Webster, Larry	DE
October 10	Signed to practice squad
October 24	Released from practice squad
Westbrook, Tevin	TE
January 2	Signed contract
September 2	Waive
Wilcox, J.J.	S
March 11	Signed contract
September 3	Traded to PIT
Wilson, Bobo	WR
May 1	Signed contract
September 2	Waived
September 3	Signed to practice squad
November 28	Promoted to active roster

2017 TAMPA BAY BUCCANEERS STATISTICS

2017 RECORD --		WON: 4	LOST: 8
Aug 11	L 12-23	at Cincinnati	44,495
Aug 17	W 12-8	at Jacksonville	56,266
Aug 26	L 9-13	CLEVELAND	51,349
Aug 31	L 10-13	WASHINGTON	51,368

Sept 10	-- bye week --		
Sept 17	W 29-7	CHICAGO	56,640
Sept 24	L 17-34	at Minnesota	66,390
Oct 1	W 25-23	N.Y. GIANTS	63,916
Oct 5	L 14-19	NEW ENGLAND	64,476
Oct 15	L 33-38	at Arizona	63,999
Oct 22	L 27-30	at Buffalo	68,561
Oct 29	L 3-17	CAROLINA	58,545
Nov 5	L 10-30	at New Orleans	73,121
Nov 12	W 15-10	N.Y. JETS	57,911
Nov 19	W 30-20	at Miami	65,089
Nov 26	L 20-34	at Atlanta	71,036
Dec 3	L 20-26 (OT)	at Green Bay	77,684
Dec 10		DETROIT	
Dec 18		ATLANTA	
Dec 24		at Carolina	
Dec 31		NEW ORLEANS	

	<u>BUCCANEERS</u>	<u>OPPONENTS</u>
TOTAL FIRST DOWNS	254	244
Rushing	54	70
Passing	178	157
Penalty	22	17
3rd Down: Made/Att.	58/151 38.4%	80/165 48.5%
4th Down: Made/Att.	3/7 42.9%	1/7 14.3%
POSSESSION AVG.	29:38	30:22
TOTAL NET YARDS	4196	4627
Avg. Per Game	349.7	385.6
Total Plays	772	765
Avg. Per Play	5.4	6.0
NET YARDS RUSHING	1057	1419
Avg. Per Game	88.1	118.3
Total Rushes	291	330
NET YARDS PASSING	3139	3208
Avg. Per Game	261.6	267.3
Sacked/Yards Lost	27/154	17/100
Gross Yards	3293	3308
Att./Completions	454/276	418/280
Completion Pct.	60.8	67.0
Had Intercepted	9	10
PUNTS/AVERAGE	56/42.3	43/48.0
NET PUNTING AVERAGE	38.6	42.4
PENALTIES/YARDS	76/590	82/684
FUMBLES/FUMBLES LOST	18/6	20/11
TOUCHDOWNS	27	33
Rushing	5	12
Passing	19	19
Returns	3	2

SCORE BY QUARTERS	1	2	3	4	OT	TOTAL
BUCCANEERS	48	52	43	100	0	243
OPPONENTS	56	95	61	70	6	288

SCORING	TD	R	P	Rt	PAT	2P	FG	S	PTS
Murray	0	0	0	0	12-12	0	14-16	0	54
Brate	6	0	6	0	0-0	0	0-0	0	36
Folk ^N	0	0	0	0	7-9	0	6-11	0	25
Evans, M.	4	0	4	0	0-0	0	0-0	0	24
Howard	4	0	4	0	0-0	0	0-0	0	24
Jackson	3	0	3	0	0-0	0	0-0	0	18
Martin	2	2	0	0	0-0	1	0-0	0	14
Barber	2	2	0	0	0-0	0	0-0	0	12
David	1	0	0	1	0-0	0	0-0	0	6
Glanton	1	0	0	1	0-0	0	0-0	0	6
McClain	1	0	0	1	0-0	0	0-0	0	6
Rodgers	1	1	0	0	0-0	0	0-0	0	6
Sims	1	0	1	0	0-0	0	0-0	0	6
Stocker ^N	1	0	1	0	0-0	0	0-0	0	6
BUCCANEERS	27	5	19	3	19-21	1-6	20-27	0	243
OPPONENTS	33	12	19	2	30-31	0-1	20-23	0	288

SACKS: McCoy 5.0, Clarke 3.0, McDonald 3.0, Ayers 2.0, Beckwith 1.0, Glanton 1.0, Spence^{IR} 1.0, Tapp 1.0. Buccaneers 17.0. Opponents 27.0

FUM/LOST: Winston 10/3, Howard 2/1, Brate 1/0. Evans 1/0, Humphries 1/1, Reedy 1/0, Sims 1/1, E. Smith 1.0

PASSING	Att	Comp	Yds	Cmp%	Yds/Att	TD	TD%	INT	INT%	Lg	Sack/Lost	Rating
Winston	291	180	2190	61.9	7.53	12	4.1	6	2.1	58t	20/120	90.1
Fitzpatrick	163	96	1103	58.9	6.77	7	4.3	3	1.8	41	7/34	86.0
BUCCANEERS	454	276	3293	60.8	7.25	19	4.2	9	2.0	58t	27/154	88.7
OPPONENTS	418	280	3308	67.0	7.91	19	4.5	10	2.4	61t	17/100	96.1

RUSHING	No	Yds	Avg	Lg	TD
Martin	119	376	3.2	27	2
Rodgers	63	242	3.8	36	1
Barber	53	190	3.6	19	2
Fitzpatrick	15	78	5.2	15	0
Sims	16	73	4.6	21	0
Winston	20	69	3.5	15	0
Reedy ^N	3	17	5.7	10	0
Jackson	1	8	8.0	8	0
Wilson	1	4	4.0	4	0
BUCCANEERS	291	1057	3.6	36	5
OPPONENTS	330	1419	4.3	69	12

RECEIVING	No	Yds	Avg	Lg	TD
Evans, M.	53	735	13.9	41	4
Jackson	45	616	13.7	41	3
Humphries	43	410	9.5	38	0
Brate	37	481	13.0	35	6
Sims	28	213	7.6	25	1
Howard	21	348	16.6	58t	4
Godwin	18	230	12.8	24	0
Barber	8	72	9.0	34	0
Martin	7	60	8.6	17	0
Rodgers	7	54	7.7	13	0
Cross	3	24	8.0	13	0
Stocker ^N	3	18	6.0	8t	1
Reedy ^N	2	21	10.5	15	0
Auclair	1	11	11.0	11	0
BUCCANEERS	276	3293	11.9	58t	19
OPPONENTS	280	3308	11.8	61t	19

INTERCEPTIONS	No	Yds	Avg	Lg	TD
Evans, J.	3	28	9.3	15	0
Grimes	2	67	33.5	39	0
McClain	2	53	26.5	47t	1
Alexander	2	42	21.0	22	0
Conte	1	0	0.0	0	0
BUCCANEERS	10	190	19.0	47t	1
OPPONENTS	9	104	11.6	36	0

PUNTING	No	Yds	Avg	Net	TB	In20	Lg	Bk
Anger	55	2368	43.1	38.6	4	20	62	1
BUCCANEERS	56	2368	42.3	38.6	4	20	62	1
OPPONENTS	43	2065	48.0	42.4	4	13	64	0

PUNT RETURNS	Ret	FC	Yds	Avg	Lg	TD
Reedy ^N	14	7	143	10.2	44	0
Humphries	4	0	19	4.8	10	0
BUCCANEERS	18	7	162	9.0	44	0
OPPONENTS	20	19	124	6.2	40	0

KICKOFF RETURNS	Ret	Yds	Avg	Lg	TD
Reedy ^N	7	145	20.7	50	0
Rodgers	5	116	23.2	29	0
BUCCANEERS	12	261	21.8	50	0
OPPONENTS	28	637	22.8	33	0

FIELD GOALS	1-19	20-29	30-39	40-49	50+	Lg
Murray	0-0	3-3	7-7	2-3	2-3	50
Folk ^N	0-0	2-2	1-2	2-5	1-2	50
BUCCANEERS	0-0	5-5	8-9	4-8	3-5	50
OPPONENTS	0-0	8-8	6-6	5-8	1-1	52

Folk^N: (42G, 50G, 23G) (40G) (46WR, 20G, 49WR, 34G) (56WR, 49WL, 31WL)
 Murray: () (50G, 25G) (41G) (50G, 54WL) (29G, 49G, 37G) (30G, 30G, 42WR, 35G) (36G, 27G) (36G, 30G)
 Buccaneers: (42G, 50G, 23G) (40G) (46WR, 20G, 49WR, 34G) (56WR, 49WL, 31WL) () (50G, 25G) (41G) (50G, 54WL) (29G, 49G, 37G) (30G, 30G, 42WR, 35G) (36G, 27G) (36G, 30G)
 Opponents: () (20G, 37G) (30G, 43WR) (27G, 23G, 45G, 48G) (28G) (25G, 41WR, 52G, 30G) (28G) (40G, 43WR) (47G) (26G, 31G) (49G, 36G) (37G, 22G)

2017 BUCCANEERS DEFENSIVE STATISTICS

Player	Tackles				Sacks			Interceptions				Fumbles			
	Solo	Assist	Total	TFL	Sack	Yds	QBP	INT	Yds	TD	PD	FF	FR	Yds	TD
Lavonte David	56	15	71	7	-	-	3	-	-	-	1	4	4	21	1
Kendell Beckwith	49	8	57	6	1.0	8.0	2	-	-	-	1	1	-	-	-
Justin Evans	44	13	57	2	-	-	-	3	28	0	6	-	-	-	-
Kwon Alexander	36	17	53	5	-	-	3	2	42	0	3	1	-	-	-
Chris Conte	41	11	52	-	-	-	-	1	0	0	5	2	-	-	-
Ryan Smith	36	8	44	-	-	-	-	-	-	-	4	1	1	0	0
Vernon Hargreaves	37	5	42	1	-	-	-	-	-	-	5	-	-	-	-
Gerald McCoy	29	10	39	12	5.0	22.0	21	-	-	-	1	-	-	-	-
Brent Grimes	36	2	38	1	-	-	-	2	67	-	7	-	1	37	0
Robert McClain	27	6	33	2	-	-	-	2	53	1	4	-	-	-	-
Robert Ayers	17	11	28	2	2.0	14.0	13	-	-	-	-	1	-	-	-
T.J. Ward	21	6	27	1	-	-	-	-	-	-	2	-	1	2	0
William Gholston	15	12	27	3	-	-	1	-	-	-	-	-	-	-	-
Chris Baker	21	5	26	2	-	-	4	-	-	-	2	-	-	-	-
Adarius Glanton	17	6	23	-	1.0	4.0	2	-	-	-	1	1	-	-	-
Clinton McDonald	13	5	18	4	3.0	20.0	6	-	-	-	1	-	-	-	-
Ryan Russell	8	3	11	-	-	-	1	-	-	-	-	-	-	-	-
Keith Tandy	9	1	10	-	-	-	-	-	-	-	-	-	-	-	-
Noah Spence ^{IR}	5	4	9	1	1.0	11.0	1	-	-	-	-	1	-	-	-
Will Clarke	8	0	8	2	3.0	15.0	3	-	-	-	1	-	1	0	0
Sealver Siliga	2	2	4	1	-	-	-	-	-	-	-	-	-	-	-
Javien Elliott	3	0	3	-	-	-	-	-	-	-	-	-	-	-	-
Darryl Tapp ^N	2	0	2	1	1.0	6.0	1	-	-	-	-	-	-	-	-
Devante Bond	1	1	2	-	-	-	1	-	-	-	-	-	-	-	-
Totals	533	151	684	53	17.0	100.0	62	10	190	1	44	12	8	60	1

2017 SPECIAL TEAMS STATISTICS

Player	Tackles			Fumbles		
	Solo	Assist	Total	FF	FR	TD
Keith Tandy	4	2	6	-	-	-
Devante Bond	5	0	5	-	-	-
Cameron Lynch ^N	4	1	5	-	1	0
Peyton Barber	4	0	4	-	-	-
Freddie Martino	4	0	4	-	-	-
Chris Godwin	3	0	3	-	-	-
Isaiah Johnson ^{PS}	3	0	3	-	-	-
Robert McClain	3	0	3	-	-	-
Jacquizz Rodgers	2	1	3	-	-	-
Adarius Glanton	1	2	3	-	1	1
Patrick Murray	2	0	2	-	-	-
Josh Robinson	2	0	2	-	-	-
Ryan Smith	2	0	2	1	-	-
T.J. Ward	1	1	2	-	-	-
Bryan Anger	1	0	1	-	-	-
Will Clarke	1	0	1	-	-	-
Justin Evans	1	0	1	-	-	-
Totals	43	7	50	1	2	1

Return Touchdowns

47-yard interception return by Robert McClain, vs. Chicago, 9/17/17
 21-yard fumble return by Lavonte David, at Arizona, 10/15/17
 0-yard fumble return by Adarius Glanton, at Miami, 11/19/17

Safeties

Key	
TFL - Tackles for Loss	FF - Forced Fumbles
Yds - Yards	FR - Fumble Recoveries
QBP - Quarterback Pressures	OR - Own Recovered
PD - Passes Defensed	OOB - Out of Bounds
(^{IR} - Injured Reserve; ^{PS} - Practice Squad; ^N - Not on Team)	

Blocked Kicks			
	FG	PAT	Punt
Ryan Smith	0	1	0
Totals	0	1	0

Own Fumbles				
	Total	Lost	OR	OOB
Cameron Brate	1	0	1	0
Mike Evans	1	0	1	0
O.J. Howard	2	1	1	0
Adam Humphries	1	1	0	0
Bernard Reedy ^N	1	0	1	0
Charles Sims	1	1	0	0
Evan Smith	1	0	1	0
Jameis Winston	10	3	7	0
Totals	18	6	12	0

Miscellaneous Tackles/Fumbles			
	Tackles	FF	FR
Peyton Barber	1	0	0
Cameron Brate	2	0	0
Demar Dotson ^{IR}	1	0	0
Mike Evans	1	0	1
Chris Godwin	1	0	0
O.J. Howard	0	0	1
Adam Humphries	5	1	0
Ali Marpet ^{IR}	1	0	0
Donovan Smith	0	0	1
Evan Smith	1	0	0
Jameis Winston	1	0	3
Totals	14	1	6

2017 BUCCANEERS PARTICIPATION CHART

Legend

Position Abbreviation Indicates Start (e.g. RCB indicates started at right cornerback) P = Played DNP = Did Not Play IA = Inactive IR = Injured Reserve
 N = Not on Roster PS = Practice Squad PUP = Phys. Unable to Perform NFI = Res./Non-Football-Injury RES = Reserve

Player	P O S	G P	G S	D N P	I A	1	2	3	4	5	6	7	8	9	10	11	12	13	14	15	16
						CHI	@min	NYG	NE	@az	@buf	CAR	@no	NYJ	@mia	@atl	@gb	DET	ATL	@car	NO
Alexander, Kwon	LB	8	8	0	0	4MLB	IA	IA	IA	IA	MLB	MLB	MLB	MLB	MLB	MLB	MLB				
Anger, Bryan	P	12	0	0	0	0P	P	P	P	P	P	P	P	P	P	P	P				
Aucclair, Antony	TE	4	1	0	0	8IA	IA	IA	IA	IA	IA	IA	IA	IA	IA	TE	P				
Ayers, Robert	DE	10	8	0	0	2P	DE	DE	DE	P	DE	DE	DE	DE	DE	IA	IA				
Baker, Chris	DT	11	11	0	0	1DT	IA	DT	DT	DT	DT	DT	DT	DT	DT	DT	DT				
Barber, Peyton	RB	12	1	0	0	0P	P	P	P	P	P	P	P	P	P	P	RB				
Beckwith, Kendall	LB	12	7	0	0	0SLB	MLB	MLB	MLB	MLB	P	SLB	P	SLB	P	P	P				
Benenoch, Caleb	OL	9	1	0	0	3P	P	P	P	P	IA	P	P	IA	IA	P	RT				
Bond, Devante	LB	11	2	0	0	1IA	P	WLB	WLB	P	P	P	P	P	P	P	P				
Brate, Cameron	TE	12	4	0	0	0P	P	TE	TE	TE	P	P	P	P	TE	P	P				
Bullough, Riley	LB	0	0	0	0	0PS	PS	PS	PS	PS	PS	PS	PS	PS	PS	PS	PS				
Clarke, Will	DE	11	0	0	0	1IA	P	P	P	P	P	P	P	P	P	P	P				
Conte, Chris	S	12	10	0	0	0S	S	S	S	S	S	S	S	S	P	P	S				
Cross, Alan	TE	4	2	0	0	0P	TE	P	PS	PS	PS	PS	PS	PS	PS	PS	TE				
David, Lavonte	LB	10	10	0	0	2WLB	WLB	IA	IA	WLB	WLB	WLB	WLB	WLB	WLB	WLB	WLB				
Dotson, Demar	T	11	11	0	0	0RT	RT	RT	RT	RT	RT	RT	RT	RT	RT	RT	IR				
Elliott, Javien	CB	11	0	0	0	1IA	P	P	P	P	P	P	P	P	P	P	P				
Evans, Justin	S	12	9	0	0	0P	P	P	S	S	S	S	S	S	S	S	S				
Evans, Mike	WR	11	11	0	0	0WR	WR	WR	WR	WR	WR	WR	WR	RES	WR	WR	WR				
Fitzpatrick, Ryan	QB	6	3	6	0	0P	DNP	DNP	DNP	P	DNP	DNP	P	QB	QB	QB	DNP				
Folk, Nick	K	4	0	0	0	0P	P	P	P	N	N	N	N	N	N	N	N				
Gamble, Patrick	DE	0	0	0	0	0N	N	N	N	N	N	N	N	PS	N	N	PS				
Gholston, William	DE	10	8	0	0	2DE	DE	DE	DE	DE	P	DE	P	IA	IA	DE	DE				
Glanton, Adarius	LB	12	3	0	0	0P	SLB	SLB	SLB	P	P	P	P	P	P	P	P				
Godwin, Chris	WR	12	1	0	0	0P	P	P	P	P	P	P	P	WR	P	P	P				
Golson, Senquez	CB	0	0	0	0	0IR	N	N	N	N	N	N	N	N	PS	N	N				
Griffin, Ryan	QB	0	0	4	0	0IR	IR	IR	IR	IR	IR	IR	IR	DNP	DNP	DNP	DNP				
Grimes, Brent	CB	9	9	0	0	3CB	IA	CB	CB	CB	CB	IA	IA	CB	CB	CB	CB				
Hansbrough, Russell	RB	0	0	0	0	0PS	PS	PS	N	N	N	N	N	N	N	N	N				
Hargreaves, Vernon	CB	9	8	0	0	3CB	CB	CB	CB	CB	CB	CB	CB	P	IA	IA	IA				
Hawley, Joe	C	1	0	0	0	11IA	IA	IA	IA	IA	IA	IA	IA	IA	IA	P	IA				
Howard, O.J.	TE	12	12	0	0	0TE	TE	TE	TE	TE	TE	TE	TE	TE	TE	TE	TE				
Humphries, Adam	WR	12	2	0	0	0P	P	P	P	P	WR	WR	P	P	P	P	P				
Jackson, DeSean	WR	12	11	0	0	0WR	WR	P	WR	WR	WR	WR	WR	WR	WR	WR	WR				
Johnson, Austin	FB	0	0	0	0	0PS	PS	PS	PS	N	N	N	N	N	N	N	N				
Johnson, Isaiah	S	2	0	0	0	1PS	PS	PS	P	P	IA	PS	PS	PS	PS	PS	PS				
Lambert, DeVonte	DL	0	0	0	0	0IR	IR	IR	IR	IR	IR	IR	IR	IR	IR	IR	IR				
Lampman, Jake	WR	0	0	0	0	0N	N	N	N	N	N	N	N	N	N	PS	PS				
Liedtke, Mike	OL	0	0	1	0	0PS	PS	PS	PS	PS	PS	PS	PS	PS	PS	PS	DNP				
Lucas, Marquis	T	0	0	0	0	0IR	IR	IR	IR	IR	IR	IR	IR	IR	IR	IR	IR				
Lynch, Cameron	LB	11	0	0	0	0P	C	P	P	P	P	P	P	P	P	P	N				
Marpet, Ali	C/G	11	11	0	0	0C	C	C	C	C	C	C	C	C	C	C	IR				
Martin, Doug	RB	8	7	0	0	1RES	RES	RES	P	RB	RB	RB	RB	RB	RB	RB	IA				
Martino, Freddie	WR	4	0	0	0	0PS	PS	PS	PS	PS	PS	PS	PS	P	P	P	P				
McClain, Robert	CB	10	6	0	0	2P	P	P	P	CB	CB	IA	CB	IA	CB	CB	CB				
McCoy, Gerald	DT	12	12	0	0	0DT	DT	DT	DT	DT	DT	DT	DT	DT	DT	DT	DT				
McDonald, Clinton	DT	11	1	0	0	1P	DT	P	P	P	P	P	P	P	P	P	IA				
Moxey, Jonathan	CB	0	0	0	0	0PS	N	N	N	N	N	N	N	N	N	N	N				
Murray, Justin	T	0	0	0	0	0PS	PS	PS	PS	PS	PS	PS	PS	PS	PS	PS	PS				
Murray, Patrick	K	8	0	0	0	0N	N	N	N	P	P	P	P	P	P	P	P				
Nzeocha, Eric	LB	0	0	0	0	0PS	PS	PS	PS	PS	PS	PS	PS	PS	PS	PS	PS				
O'Connor, Patrick	DE	0	0	1	0	0N	N	N	N	PS	PS	PS	PS	PS	PS	PS	DNP				
Ogunbowale, Dare	RB	0	0	0	0	0N	N	N	N	N	N	N	N	N	N	N	PS				
Olatoye, Deji	CB	2	0	0	0	1N	N	N	N	N	N	P	IA	N	N	N	P				
Pamphile, Kevin	G/T	12	11	0	0	0LG	P	LG	LG	LG	LG	LG	LG	LG	LG	LG	LG				
Price, Givens	T	0	0	0	0	0N	N	N	N	N	N	N	N	N	N	PS	PS				
Reedy, Bernard	WR	9	0	0	0	0P	P	P	P	P	P	P	P	P	N	N	N				
Rivers, David	CB	0	0	0	0	0N	PS	PS	PS	PS	PS	PS	PS	PS	N	PS	PS				
Robinson, Josh	S	8	0	0	0	4P	P	P	P	IA	IA	IA	P	P	P	P	IA				
Rodgers, Jacquizz	RB	12	4	0	0	0RB	RB	RB	RB	P	P	P	P	P	P	P	P				
Russell, Ryan	DE	10	4	0	0	2P	P	P	P	IA	IA	P	DE	P	DE	DE	DE				
Sanborn, Garrison	LS	12	0	0	0	0P	P	P	P	P	P	P	P	P	P	P	P				
Seaton, Brad	T	0	0	0	0	0N	N	N	N	N	N	N	N	N	N	N	PS				
Siliga, Sealver	DT	4	0	0	0	8P	P	IA	IA	P	IA	IA	IA	IA	IA	IA	IA				
Sims, Charles	RB	12	0	0	0	0P	P	P	P	P	P	P	P	P	P	P	P				
Smith, Donovan	T	12	12	0	0	0LT	LT	LT	LT	LT	LT	LT	LT	LT	LT	LT	LT				
Smith, Evan	G	11	2	0	0	1P	LG	P	P	P	P	P	P	P	P	P	IA				
Smith, Jacques	DE	1	0	0	0	2IA	IA	P	N	N	N	N	N	N	N	N	N				
Smith, Ryan	CB	12	7	0	0	0P	CB	P	P	P	P	CB	CB	CB	CB	CB	CB				
Spence, Noah	DE	6	3	0	0	0DE	P	P	P	DE	DE	IR	IR	IR	IR	IR	IR				
Stocker, Luke	TE	9	4	0	0	2TE	P	TE	P	P	P	P	TE	TE	IA	IA	N				
Sweezy, J.R.	G	12	12	0	0	0RG	RG	RG	RG	RG	RG	RG	RG	RG	RG	RG	RG				
Tandy, Keith	S	10	3	0	0	2S	S	S	IA	IA	P	P	P	P	P	P	P				
Tapp, Darryl	DE	3	1	1	1	1N	N	N	N	N	N	DNP	IA	DE	P	P	N				
Trattou, Justin	DE	0	0	0	0	0IR	IR	IR	IR	IR	IR	IR	IR	IR	IR	IR	IR				
Tu'ikolovatu, Stevie	DT	0	0	0	0	0IR	IR	IR	IR	IR	IR	IR	IR	IR	IR	IR	IR				
Ward, Channing	DE	0	0	0	0	0PS	PS	PS	PS	PS	PS	PS	PS	PS	PS	PS	PS				
Ward, T.J.	S	9	2	0	0	3P	P	IA	IA	P	P	P	P	P	S	S	IA				
Webster, Larry	DE	0	0	0	0	0N	N	N	N	PS	PS	N	N	N	N	N	N				
Wester, Leonard	T	4	0	0	0	8IA	IA	IA	IA	IA	P	IA	IA	P	P	IA	P				
Wilson, Bobo	WR	1	0	0	0	0PS	PS	PS	PS	PS	PS	PS	PS	PS	PS	PS	PS				
Winston, Jameis	QB	9	9	0	0	3QB	QB	QB	QB	QB	QB	QB	QB	IA	IA	IA	QB				