



**REGULAR SEASON WEEK FOURTEEN
MINNESOTA VIKINGS AT CAROLINA PANTHERS
BANK OF AMERICA STADIUM • 12/10/17**





NEWS RELEASE

9520 VIKING DRIVE, EDEN PRAIRIE, MN 55344 • VIKINGS.COM

WEEK 14 - MINNESOTA VIKINGS AT CAROLINA PANTHERS SUNDAY, DECEMBER 10, 2017 - BANK OF AMERICA STADIUM - NOON CT - CBS

2017 VIKINGS SCHEDULE

PRESEASON (2-2)

Date	Opponent	Time (CT)	TV/Results
8/10 (Thurs.)	at Buffalo	6:00 p.m.	W, 17-10
8/18 (Fri.)	at Seattle	9:00 p.m.	L, 13-20
8/27 (Sun.)	SAN FRANCISCO	7:00 p.m.	W, 32-31
8/31 (Thurs.)	MIAMI	7:00 p.m.	L, 9-30

REGULAR SEASON (9-2)

Date	Opponent	Time (CT)	TV/Results
9/11 (Mon.)	NEW ORLEANS	6:10 p.m.	W, 29-19
9/17 (Sun.)	at Pittsburgh	Noon	L, 9-26
9/24 (Sun.)	TAMPA BAY	Noon	W, 34-17
10/1 (Sun.)	DETROIT	Noon	L, 7-14
10/9 (Mon.)	at Chicago	7:30 p.m.	W, 20-17
10/15 (Sun.)	GREEN BAY	Noon	W, 23-10
10/22 (Sun.)	BALTIMORE	Noon	W, 24-16
10/29 (Sun.)	at Cleveland (London)	8:30 a.m.	W, 33-16
11/5 (Sun.)	BYE WEEK		
11/12 (Sun.)	at Washington	Noon	W, 38-30
11/19 (Sun.)	LOS ANGELES RAMS	Noon	W, 24-7
11/23 (Thurs.)	at Detroit	11:30 a.m.	W, 30-23
12/3 (Sun.)	at Atlanta	Noon	W, 14-9
12/10 (Sun.)	at Carolina	Noon	CBS
12/17 (Sun.)	CINCINNATI	Noon	CBS
12/23 (Sat.)	at Green Bay	7:30 p.m.	NBC
12/31 (Sun.)	CHICAGO	Noon*	FOX

*Game-time subject to change due to flexible scheduling

WEEKLY MEDIA SCHEDULE

Tuesday, December 5

No Access

Wednesday, December 6

11:00 a.m. – Zimmer press conference & open locker room

1:00 p.m. – Practice (Filming available at beginning)

Thursday, December 7

11:00 a.m. – Practice (Filming available at beginning)

12:45 p.m. – Coordinator press conferences & open locker room

Friday, December 8

11:00 a.m. – Practice (Filming available at beginning)

12:30 p.m. – Zimmer press conference

Saturday, December 9

No Access

Friday, December 10

11:30 a.m. CT – Minnesota Vikings at Carolina Panthers on CBS

*Practice open to media at the beginning

Reminder - No tweeting or live streaming from practice field during open portion of practice

STAT OF THE WEEK

Vikings TE **Kyle Rudolph** has collected 50 receptions for 465 yards and 6 TDs, 35 yards shy of his 2nd career 50-catch, 500-yard, 5-TD season, which would tie him for the most in Vikings history among all TEs

Seasons with 50+ receptions, 500+ yards, 5+ TDs - All-time Vikings TEs

Rk	Viking TE	Seasons
1)	Steve Jordan2 - 1986, '88
2t)	Kyle Rudolph1 - 2016
2t)	Joe Senser1 - 1981
2t)	Visanthe Shiancoe1 - 2009

GAME SUMMARY

The Minnesota Vikings (10-2) will travel to face the Carolina Panthers (8-4) in Week 14, the 3rd of 3 straight road games for Minnesota. The Vikings own a 5-1 road record while the Panthers hold a 3-2 mark at home in 2017. The Vikings 10-2 start is the best start through 12 games for Minnesota since starting 10-2 in 2009. The Vikings, who have won 5 consecutive road games for the 1st time since 1974, currently have an 8-game winning streak, tied with New England for the longest streak in the NFL.

The Vikings offense, which ranks 5th in the NFL in yards per game (370.4), has been led by the consistent play from WR **Adam Thielen**, who is 4th in the NFL with 1,056 receiving yards and 7th in the NFL with 74 receptions. QB **Case Keenum** has stepped in to start 10 games, posting a 8-2 record and compiling 16 TDs, 5 INTs and a career-best 98.6 passer rating, the 8th-best mark in the NFL. RBs **Jerick McKinnon** and **Latavius Murray** have filled the void left by rookie starter RB **Dalvin Cook** helping the Vikings rush for 122.8 yards per game, 6th in the NFL. In the last 6 games, Murray has rushed for 475 yards (3rd in the NFL) and 5 TDs (tied for 3rd in the NFL).

The Vikings defense has held opponents to 289.1 yards per game (2nd in the NFL) and 17.0 points per game (2nd in the NFL). The Vikings defense has limited opponents to 77.7 rushing yards per game (2nd in the NFL) and 3.4 yards per rush (3rd in the NFL).

DE **Everson Griffen** is 4th in the NFL with 12.0 sacks this season, the 3rd time in his career he has reached double digits (12.0 in 2014, 10.5 in 2015). LB **Eric Kendricks**, who has led the Vikings in tackles each of his 1st 2 seasons, is leading the Vikings with 108 tackles (coach stats) and has tied his career high with 13 tackles on 3 separate occasions this season (at PIT, vs BAL, at CLE). S **Harrison Smith**, who has 15 INTs and 9 sacks since entering the NFL in 2012, is joined by this week's opponent, Panthers LB **Luke Kuechly**, as the only 2 in the NFL since 2012 to have 11+ INTs and 7+ sacks.

BROADCAST COVERAGE

NATIONAL TELEVISION: CBS

Play-by-Play: Jim Nantz

Analyst: Tony Romo

Sideline: Tracy Wolfson



NATIONAL RADIO: ESPN RADIO

Play-by-Play: Adam Amin

Analyst: Bill Polian

Sideline: Ian Fitzsimmons



LOCAL RADIO: KFAN-FM 100.3/KTLK-AM 1130

Play-by-Play: Paul Allen

Analyst: Pete Bercich

Sideline Reporters: Greg Coleman and Ben Leber

Pre-Game Show: Mike Mussman – 10:00 a.m. CT

KFAN and KTLK serve as the flagship stations for the 72-station, 5-state Vikings Radio Network.



NORSEMAN NOTABLES

- The Vikings defense has held opponents to 27.0% (40/148) 3rd-down conversion rate, the best mark in the NFL, while the offense has converted on 45.9% (74/161) of 3rd downs, 1st in the NFL.
- WR **Adam Thielen** has the 2nd-most 3rd down receptions in the NFL (27), 21 of which have converted 1st downs, which also ranks 2nd in the NFL.
- QB **Case Keenum** has completed 15 consecutive passes entering Week 14, 2 shy of passing Tommy Kramer's team record of 16 set at Green Bay on November 11, 1979.
- **Keenum** enters Week 14 with a streak of 4 games with at least a 100 passer rating, tied with Brett Favre (11/1/09-11/29/09) and Daunte Culpepper (9/26/04-10/24/04) for the most in Vikings history.
- TE **Kyle Rudolph** has caught 12 of his 13 RZ targets, the 2nd-most RZ catches by a TE in 2017.
- The Vikings offense is tied for 6th in the NFL with 54 plays of 20+ yards, 13 of which have come on the ground, the 3rd most in the NFL behind the Eagles (17) and Saints (15).
- The Vikings have 11 scoring drives of 80+ yards in 2017, 7 more than they totaled in all of 2016.
- The Vikings have allowed only 14 sacks this season, the 2nd fewest in the NFL (Chargers, 13) and have had 5 games without allowing a sack, tying a franchise record for most in a single season.
- Before being sacked at Detroit (11/23), QB **Case Keenum** went a franchise record 122 pass attempts without being sacked, breaking the previous team record of 118 by Daunte Culpepper in 2002.
- The Vikings rush defense has allowed only 15 runs of 10+ yards in 2017 the fewest in the NFL. Tennessee is 2nd having allowed 22 such runs.
- The Vikings defense ranks 2nd in red zone TD%, holding teams to a 38.7% TD rate while in the red zone, trailing only Jacksonville (36.8%).



NEWS RELEASE

9520 VIKING DRIVE, EDEN PRAIRIE, MN 55344 • VIKINGS.COM

WEEK 14 - MINNESOTA VIKINGS AT CAROLINA PANTHERS SUNDAY, DECEMBER 10, 2017 - BANK OF AMERICA STADIUM - NOON CT - CBS

2017 VIKINGS SCHEDULE

PRESEASON (2-2)

Date	Opponent	Time (CT)	TV/Results
8/10 (Thurs.)	at Buffalo	6:00 p.m.	W, 17-10
8/18 (Fri.)	at Seattle	9:00 p.m.	L, 13-20
8/27 (Sun.)	SAN FRANCISCO	7:00 p.m.	W, 32-31
8/31 (Thurs.)	MIAMI	7:00 p.m.	L, 9-30

REGULAR SEASON (10-2)

Date	Opponent	Time (CT)	TV/Results
9/11 (Mon.)	NEW ORLEANS	6:10 p.m.	W, 29-19
9/17 (Sun.)	at Pittsburgh	Noon	L, 9-26
9/24 (Sun.)	TAMPA BAY	Noon	W, 34-17
10/1 (Sun.)	DETROIT	Noon	L, 7-14
10/9 (Mon.)	at Chicago	7:30 p.m.	W, 20-17
10/15 (Sun.)	GREEN BAY	Noon	W, 23-10
10/22 (Sun.)	BALTIMORE	Noon	W, 24-16
10/29 (Sun.)	at Cleveland (London)	8:30 a.m.	W, 33-16
11/5 (Sun.)	BYE WEEK		
11/12 (Sun.)	at Washington	Noon	W, 38-30
11/19 (Sun.)	LOS ANGELES RAMS	Noon	W, 24-7
11/23 (Thurs.)	at Detroit	11:30 a.m.	W, 30-23
12/3 (Sun.)	at Atlanta	Noon	W, 14-9
12/10 (Sun.)	at Carolina	Noon	CBS
12/17 (Sun.)	CINCINNATI	Noon	CBS
12/23 (Sat.)	at Green Bay	7:30 p.m.	NBC
12/31 (Sun.)	CHICAGO	Noon*	FOX

*Game-time subject to change due to flexible scheduling

WEEKLY MEDIA SCHEDULE

Tuesday, December 5

No Access

Wednesday, December 6

11:00 a.m. – Zimmer press conference & open locker room

1:00 p.m. – Practice (Filming available at beginning)

Thursday, December 7

11:00 a.m. – Practice (Filming available at beginning)

12:45 p.m. – Coordinator press conferences & open locker room

Friday, December 8

11:00 a.m. – Practice (Filming available at beginning)

12:30 p.m. – Zimmer press conference

Saturday, December 9

No Access

Sunday, December 10

11:30 a.m. CT – Minnesota Vikings at Carolina Panthers on CBS

*Practice open to media at the beginning

Reminder - No tweeting or live streaming from practice field during open portion of practice

STAT OF THE WEEK

Vikings TE **Kyle Rudolph** has collected 50 receptions for 465 yards and 6 TDs, 35 yards shy of his 2nd career 50-catch, 500-yard, 5-TD season, which would tie him for the most in Vikings history among all TEs

Seasons with 50+ receptions, 500+ yards, 5+ TDs - All-time Vikings TEs

Rk	Viking TE	Seasons
1)	Steve Jordan2 - 1986, '88
2t)	Kyle Rudolph1 - 2016
2t)	Joe Senser1 - 1981
2t)	Visanthe Shiancoe1 - 2009

GAME SUMMARY

The Minnesota Vikings (10-2) will travel to face the Carolina Panthers (8-4) in Week 14, the 3rd of 3 straight road games for Minnesota. The Vikings own a 5-1 road record while the Panthers hold a 3-2 mark at home in 2017. The Vikings 10-2 start is the best start through 12 games for Minnesota since starting 10-2 in 2009. The Vikings, who have won 5 consecutive road games for the 1st time since 1974, currently have an 8-game winning streak, tied with New England for the longest streak in the NFL.

The Vikings offense, which ranks 5th in the NFL in yards per game (370.4), has been led by the consistent play from WR **Adam Thielen**, who is 4th in the NFL with 1,056 receiving yards and 7th in the NFL with 74 receptions. QB **Case Keenum** has stepped in to start 10 games, posting a 8-2 record and compiling 16 TDs, 5 INTs and a career-best 98.6 passer rating, the 8th-best mark in the NFL. RBs **Jerick McKinnon** and **Latavius Murray** have filled the void left by rookie starter RB **Dalvin Cook** helping the Vikings rush for 122.8 yards per game, 6th in the NFL. In the last 6 games, Murray has rushed for 475 yards (3rd in the NFL) and 5 TDs (tied for 3rd in the NFL).

The Vikings defense has held opponents to 289.1 yards per game (2nd in the NFL) and 17.0 points per game (2nd in the NFL). The Vikings defense has limited opponents to 77.7 rushing yards per game (2nd in the NFL) and 3.4 yards per rush (3rd in the NFL).

DE **Everson Griffen** is 4th in the NFL with 12.0 sacks this season, the 3rd time in his career he has reached double digits (12.0 in 2014, 10.5 in 2015). LB **Eric Kendricks**, who has led the Vikings in tackles each of his 1st 2 seasons, is leading the Vikings with 108 tackles (coach stats) and has tied his career high with 13 tackles on 3 separate occasions this season (at PIT, vs BAL, at CLE). S **Harrison Smith**, who has 15 INTs and 9 sacks since entering the NFL in 2012, is joined by this week's opponent, Panthers LB **Luke Kuechly**, as the only 2 in the NFL since 2012 to have 11+ INTs and 7+ sacks.

BROADCAST COVERAGE

NATIONAL TELEVISION: CBS

Play-by-Play: Jim Nantz

Analyst: Tony Romo

Sideline: Tracy Wolfson



NATIONAL RADIO: ESPN RADIO

Play-by-Play: Adam Amin

Analyst: Bill Polian

Sideline: Ian Fitzsimmons



LOCAL RADIO: KFAN-FM 100.3/KTLK-AM 1130

Play-by-Play: Paul Allen

Analyst: Pete Bercich

Sideline Reporters: Greg Coleman and Ben Leber

Pre-Game Show: Mike Mussman – 10:00 a.m. CT

KFAN and KTLK serve as the flagship stations for the 72-station, 5-state Vikings Radio Network.



NORSEMAN NOTABLES

- The Vikings defense has held opponents to 27.0% (40/148) 3rd-down conversion rate, the best mark in the NFL, while the offense has converted on 45.9% (74/161) of 3rd downs, 1st in the NFL.
- WR **Adam Thielen** has the 2nd-most 3rd down receptions in the NFL (27), 21 of which have converted 1st downs, which also ranks 2nd in the NFL.
- QB **Case Keenum** has completed 15 consecutive passes entering Week 14, 2 shy of passing Tommy Kramer's team record of 16 set at Green Bay on November 11, 1979.
- **Keenum** enters Week 14 with a streak of 4 games with at least a 100 passer rating, tied with Brett Favre (11/1/09-11/29/09) and Daunte Culpepper (9/26/04-10/24/04) for the most in Vikings history.
- TE **Kyle Rudolph** has caught 12 of his 13 RZ targets, the 2nd-most RZ catches by a TE in 2017.
- The Vikings offense is tied for 6th in the NFL with 54 plays of 20+ yards, 13 of which have come on the ground, the 3rd most in the NFL behind the Eagles (17) and Saints (15).
- The Vikings have 11 scoring drives of 80+ yards in 2017, 7 more than they totaled in all of 2016.
- The Vikings have allowed only 14 sacks this season, the 2nd fewest in the NFL (Chargers, 13) and have had 5 games without allowing a sack, tying a franchise record for most in a single season.
- Before being sacked at Detroit (11/23), QB **Case Keenum** went a franchise record 122 pass attempts without being sacked, breaking the previous team record of 118 by Daunte Culpepper in 2002.
- The Vikings rush defense has allowed only 15 runs of 10+ yards in 2017 the fewest in the NFL. Tennessee is 2nd having allowed 22 such runs.
- The Vikings defense ranks 2nd in red zone TD%, holding teams to a 38.7% TD rate while in the red zone, trailing only Jacksonville (36.8%).

HEAD COACH MIKE ZIMMER



NFL Head Coach: 4th year
Overall NFL Experience: 24th Year
Coaching Experience: 39th Year
Overall NFL Record: 36-25 (.590)
Regular Season: 36-24 (.600)
Postseason: 0-1 (.000)
Record with MIN: 36-25 (.590)

Mike Zimmer enters his 4th season as Vikings Head Coach in 2017 with a seasoned defense that climbed to #3 in the NFL in 2016 and an offense of emerging play makers and a QB with NFL-record setting accuracy.

Zimmer was hired as the 9th head coach in Vikings history on Jan. 15, 2014. A veteran defensive coordinator, Zimmer enters his 24th season on an NFL sideline in 2017.

The 2016 Viking battled injuries and adversity throughout the season to finish 8-8 while plugging new talents into the offense, an opportunistic defense with a knack for take-aways (27) and a special teams group posted 3 TDs (2 PR, 1 KOR). The Vikings had 6 players earn Pro Bowl honors- DE Everson Griffen (2nd honor), S Harrison Smith (2nd honor), KR Cordarrelle Patterson (2nd honor), LB Anthony Barr (2nd honor) while DT Linval Joseph and CB Xavier Rhodes earned their 1st berth in the all-star game.

The loss of QB Teddy Bridgewater to injury late in the preseason led to a trade with Philadelphia to bring in Sam Bradford, who went on to a record-setting season and started the final 15 games. Bradford set the NFL completion percentage record for a season at 71.6%, set a new team mark for completions with 395 and set a new team record for interception percentage at 0.9%, with only 5 INTs in 552 attempts. Bradford developed chemistry with several pass catchers with WR Adam Thielen leading the club with 967 yards in a breakout season. Veteran TE Kyle Rudolph had the best season of his career while setting a new team mark for receptions by a TE with 83 and a new career TDs by a TE mark at 29 while leading the club with 7 receiving TDs. Emerging DE Danielle Hunter led the team in sacks with 12.5 as a situational rusher. Rhodes notched a career-high with 5 INTs on the season to lead the club and the defense scored a total of 4 TDs and a safety on the year while moving to #3 in the NFL rankings for total defense, the highest rank since 1993.

In his 2nd season leading the Vikings in 2015, Zimmer piloted the club to an NFC North title and a Wild Card Playoff berth. The team played clean, smart football down the stretch and won 3 in a row to end the regular season, capturing the division crown at Green Bay and taking the title from the 4-time defending NFC North champs. The Vikings 11-5 mark tied for the 2nd-best record since 2000, gave the Vikings their 1st North crown since 2009, and the club gained valuable playoff experience. Minnesota was the least-penalized team in the NFL with 88 and lowest penalized offense in the NFL, with only 30 on the season.

The 2015 Vikings earned their success with a strong running game and stingy defense. Adrian Peterson led the NFL in rushing for the 3rd time in his career en route to 1st-Team All-Pro and Pro Bowl honors. Bridgewater continued to grow in his role as a playmaker and engineering the offense, improving throughout his 2nd pro season. The Vikings defense ranked 5th in the NFL by allowing only 18.9 points per game.

The Vikings rookies made strong contributions as the club was led in tackles by rookie LB Eric Kendricks and in receiving by WR Stefon Diggs. Rookie DE Danielle Hunter ranked 2nd on the team in sacks, and the team tied a franchise record by having 6 rookies start in a game, at Arizona.

The 2014 Vikings turned to Bridgewater to start 12 games of his rookie season, and he responded with a 6-6 record, going 3-2 in his final 5 starts, and set virtually every franchise record for a rookie QB. Defensively, the 2014 Vikings improved from #31 in total defense to #14 in the NFL with a new lineup. The Vikings #7 ranking in the NFL in passing defense was the highest finish since the 1993 season when the club was #6. The Vikings had a 113-point improvement in offensive points allowed from 2013 to 2014, the biggest improvement in the NFL in that span.

In his NFL tenure, Zimmer has been a part of 12 playoff teams and teams that have won 8 Division titles. He coached the Cowboys DBs when Dallas won Super Bowl XXX over Pittsburgh after the 1995 season. From 2009-13, Zimmer's Bengals defenses ranked in the NFL's top 10 in total defense 4 times, climbing to #3 in 2013. From 2011-13, the Bengals ranked #2 in the NFL with 139 sacks (46.3 per season) and allowed 18.8 points per game, ranking #4 in the NFL in points allowed. The 2013 Bengals posted 20 INTs, the 5th-best mark in the NFL.

Zimmer's Background

Player	
1974-76 Illinois State (QB/LB)
Coach	
1979-80 Missouri (Assistant Coach)
1981-82 Weber State (Assistant Coach)
1983-88 Weber State (Defensive Coordinator)
1989-93 Washington State (Defensive Coordinator)
1994-1999 Dallas Cowboys (Assistant Coach)
2000-06 Dallas Cowboys (Defensive Coordinator)
2007 Atlanta Falcons (Defensive Coordinator)
2008-13 Cincinnati Bengals (Defensive Coordinator)
2014 Minnesota Vikings (Head Coach)

ZIMMER'S COACHING BACKGROUND

Year	Team	Position	W-L-T	Result	NFL Ranking	Yds/Off Pts allowed
1979	Missouri	Assistant Coach	7-5	Hall of Fame Bowl (W)		
1980	Missouri	Assistant Coach	8-4	Liberty Bowl (L)		
1981	Weber State	Assistant Coach	7-4			
1982	Weber State	Assistant Coach	4-7			
1983	Weber State	Def. Coordinator	6-5			
1984	Weber State	Def. Coordinator	5-6			
1985	Weber State	Def. Coordinator	6-5			
1986	Weber State	Def. Coordinator	3-8			
1987	Weber State	Def. Coordinator	10-3	FCS Playoffs - 2nd Round		
1988	Weber State	Def. Coordinator	5-6			
1989	Washington State	Def. Coordinator	6-5			
1990	Washington State	Def. Coordinator	3-8			
1991	Washington State	Def. Coordinator	4-7			
1992	Washington State	Def. Coordinator	9-3	Copper Bowl		
1993	Washington State	Def. Coordinator	5-6			
1994	Dallas	DBs	12-4	NFC East Champs, NFC Championship Game		
1995	Dallas	DBs	12-4	NFC East Champs, Super Bowl XXX Champions		
1996	Dallas	DBs	10-6	NFC East Champs, Divisional		
1997	Dallas	DBs	6-10			
1998	Dallas	DBs	10-6	NFC East Champs, Wild Card		
1999	Dallas	DBs	8-8	Wild Card		
2000	Dallas	Def. Coordinator	5-11		19/21	
2001	Dallas	Def. Coordinator	5-11		4/19	
2002	Dallas	Def. Coordinator	5-11		18/12	
2003	Dallas	Def. Coordinator	10-6	NFC East Champs, Wild Card	1/4	
2004	Dallas	Def. Coordinator	6-10		16/27	
2005	Dallas	Def. Coordinator	9-7		10/11	
2006	Dallas	Def. Coordinator	9-7	Wild Card	13/21t	
2007	Atlanta	Def. Coordinator	4-12		29/25t	
2008	Cincinnati	Def. Coordinator	4-11-1		12/1	
2009	Cincinnati	Def. Coordinator	10-6	AFC North Champs, Wild Card	4/8t	
2010	Cincinnati	Def. Coordinator	4-12		15/19	
2011	Cincinnati	Def. Coordinator	9-7	Wild Card	7/9	
2012	Cincinnati	Def. Coordinator	10-6	Wild Card	6/6	
2013	Cincinnati	Def. Coordinator	11-5	AFC North Champs, Wild Card	3/4	
2014	Minnesota	Head Coach	7-9		14/13	
2015	Minnesota	Head Coach	11-5	NFC North Champs, Wild Card	13/9	
2016	Minnesota	Head Coach	8-8		3/5	
2017	Minnesota	Head Coach	10-2		2/5	

HEAD COACH MIKE ZIMMER

MIKE ZIMMER QUOTES - MONDAY, DECEMBER 4, 2017

It was a good win yesterday on the road against a good football team. I thought there were some big things that happened in the ball game. The five-minute drive the offense had at the end of the game. Third down conversion, but to be able to take the clock and use the clock. Understand time management and being able to not let them get the ball back and have a chance to win. I thought that was a huge play. I thought we did some good things as a team. We punted them down there at the two-yard line. We stopped them on defense and we get the ball at the 50-yard line for the offense. I thought there was a lot of good complimentary football going on there. Obviously, third downs were big and red zone touchdowns that we had offensively. A lot of those things that we've been talking about helped us to be able to get a win.

Q: What stood out to you about what you were able to do against Matt Ryan?

A: I think we did some good things on defense and we did some things we have to get better at, honestly. I didn't get them lined up a couple times very good in some of the situations. I have to do a better job there. But we gave them some different looks and things we had to deal with.

Q: Kyle Rudolph talked yesterday about how you spent a couple of days working on nothing but red zone at practices during the bye week. What is the key to getting everything working in the red zone or being able to make a stop?

A: Part of it is number one, you have to understand the situation. If it's third-and-four on the eight, you're not just playing the touchdown. You're playing the third down. So that is part of it. Part of it is understanding that everything is more condensed now. So the advantage goes to the defense a little bit because now you're playing sidelines and backlines and things like that. Offensively, you have to understand that the windows are going to be a lot tighter so you are trying to get some more space width-wise. But there's a lot of it. If you can run the ball in against some of the different coverages that you get, then that's important. Part of it is most of the time you can anticipate a little bit more pressure down there, with some of the teams, depending on their makeup and things like that because they don't have as much to lose. It's a lot of things that we just try to teach, that's all.

Q: What have you seen from Mackensie Alexander in this stretch since the bye and in terms of his second year?

A: Mackensie is a good athlete. He really, honestly is still learning the position. He'll have moments where he won't do what he is supposed to do all the way. But he's getting a lot better with it. I think he's starting to understand where his help is, when we have man or zone, different things. Understanding routes. I think Jerry [Gray] has done a really good job with him, and with Terence [Newman] as well. But he's a good athlete and has good cover skills.

Q: What are your thoughts about being 10-2, being first in the NFC, and controlling your own destiny?

A: No thoughts. We've got four games left. My only thoughts are about the Carolina Panthers and trying to get a win this week. All that stuff is nice to talk about, for you guys to talk about, but for us, we don't talk about it. We go about our business.

Q: I think your safeties drew three blocks in the back. What can you say about the way they played?

A: They played good. Both of them played very well. Harrison made some outstanding plays. Sendejo as well. The backend played really well yesterday. I think that was a credit to them. I thought Trae Waynes played real good, obviously Xavier [Rhodes] played well. They understood the plan that we had to try to do.

Q: Even though you didn't record a sack, what did you think of the pressure on the quarterback?

A: It was good. They changed a lot of things up in the ball game than we anticipated getting, so we had to change things up as well. That's part of the chess match that goes from each play, each series, each half, each quarter, but I thought Everson [Griffen] rushed well, Danielle [Hunter] had a couple good rush, Tom [Johnson] had a couple, Linval [Joseph] had a couple. It's not always about sacks, it's about effecting the quarterback.

Q: How important are the linebackers when it comes to third down?

A: Everybody is important. Understanding what your assignment is and then being able to execute it and count on the guy next to you to do what their supposed to do. It's real important. A lot of times they have to cover vertical routes and crossing routes and backs out of the backfield, but they've done a good job.

Q: What's been the key to the success on third down?

A: I think we're number one in the league now on offense on third downs, right? We've made a lot of plays. Even on some of those third and longs, Adam Thielen comes up with a play, Case [Keenum] scrambles for one. I think part of it is the different options that we have - [Laquon] Treadwell had one yesterday, Jarius [Wright] had one yesterday, sometimes it's Rudolph. Being able to have man-beaters, zone-beaters, pressure-beaters, being able to have those concepts in there.

Q: Is there a certain eye test that you look at to see what a team is uncomfortable with?

A: Well, we try to do that every week, is make them uncomfortable. Sometimes they make us uncomfortable too. There are things, but I'm not really going to talk about them, but there's things when I feel like when we have these guys now. But I didn't feel that way yesterday. They're a good football team.

Q: How is C.J. Ham developing?

A: I thought he played well yesterday. He had a third-down conversion. He caught a pass and made a guy miss and had a nice run. He gets on the right guy, he blocks them, he's a good athlete, he does a great job on special teams. He's improving a lot.

Q: How do you think the special teams unit played on Sunday?

A: I thought they were a lot better. I thought we covered much better. We ran faster, I felt like, we ran a lot faster this week. We punted the ball really good most of the day. We had the one field goal that hit the upright. I thought we did a good job in coverage. I still want to get the return game improved a little bit. I was encouraged by the way that we covered yesterday. We're going to need to do that as we continue down the stretch. These December games are really going to be important as we continue to move forward.

Q: Do you feel like the return game is getting close?

A: Well, we were a little better yesterday. We missed a block on one that we might have gotten it out a little bit further. We just have to continue to work on it so we can get better at it. If Marcus [Sherels] can get the ball with some space in the punt return game, we can flip the field position, we've got a chance to really help the offense and go from there.

HEAD COACH MIKE ZIMMER

Q: Did you say anything to Case Keenum at halftime about stepping up in the pocket more?

A: No, he's supposed to step up, that's what he is supposed to do. Not really as far as, 'get it out quicker', or anything like that, no.

Q: Where do you see Riley Reiff's leadership qualities impacting the most?

A: Probably with the offensive line, that's a tight knit group over there. I really like the demeanor that they play with it. Not just with the guys who are out there. Even [Jeremiah] Sirles, he's kind of got that same mindset. So, I think that's a lot of it. Then, you don't have to be a rah-rah guy to be a leader. You have to be able to do your job and people respect you. Do what you say you're going to do, that's usually the litmus test.

Q: What did you see on film from the defensive line in run prevention?

A: That's why I said I didn't do a very good job in some of the things to help them in some of those. We had to make some changes here and there. Our guys take a lot of pride in playing the run. It wasn't as good yesterday. They all take a lot of pride in it. Andre [Patterson] stresses it, the linebackers stress it. It's important to try and make teams one dimensional.

Q: What happened on the pair of Falcons sacks?

A: Well, without getting too technical, we didn't set right, basically. I wouldn't throw that all on Riley [Reiff], I think Nick [Easton] could have set a bit better and it would have widen the rusher way up above the quarterback. They were expecting something else and that's the way it happened.

Q: What allows Jarius Wright to be so effective on third downs?

A: Well, first thing about Jarius is, he's a very good person that works his rear end off each and every week. He's got good speed, he's got good quickness, catches the ball good. He's a tough competitor. Whenever he gets the opportunity to go in, he knows all the receiver positions if he needs to be. He's just a guy that loves to go out there and get a chance to play and when he does, he usually makes a play.

Q: How is TE David Morgan doing today?

A: A lot better today.

2017 VIKINGS COACHING STAFF



PAT SHURMUR
Offensive Coordinator

Pat Shurmur enters his 19th season of NFL coaching in 2017, taking over as Offensive Coordinator after handling the job for the final 9 games of 2016 on an interim basis. During his NFL coaching career, Shurmur has been a part of teams that have qualified for the playoffs 8 times, won 6 division crowns and Philadelphia played in Super Bowl XXXIX vs. New England to cap the 2004 season.

The 2016 Vikings battled injuries along the offensive line and inserted QB Sam Bradford as the starter in Week 2 after a preseason trade following a season-ending injury to Teddy Bridgewater. The veteran QB was reunited in Minnesota with Shurmur in 2016 after the duo had worked together in St. Louis (2010) and Philadelphia (2015). Bradford broke the NFL single-season completion % mark with his 71.6% effort and set a new Vikings record for completions in a season with 395, interception % (0.9; 5-in-552 att.) and completion % (71.6) in a season. Bradford notched the 4th highest passer rating in Vikings history (99.3) and the highest of his career along with 8 games with a passer rating of 100+ in the season, the most in his career and the 2nd-most by a Vikings QB.

Prior to his arrival in Minnesota, Shurmur spent the previous 3 seasons as the offensive coordinator of the Philadelphia Eagles, his second stint with the club. He arrived in 2013 when he was hired by then 1st-year head coach Chip Kelly. In their 1st season together, they orchestrated one of the most efficient offenses in the NFL, setting team records in points (442), total net yards (6,676), touchdowns (53), passing yards (4,406) and fewest turnovers (19) en route to an NFC East title. The Eagles also set an NFL record with 99 plays of 20+ yards and became the 1st team since the 1991 Buffalo Bills to lead the league in rushing while ranking last in time of possession.

Before joining the Eagles, Shurmur served as the head coach of the Cleveland Browns from 2011-12, the 1st head coaching opportunity in his career. He was the 13th head coach in franchise history, and the 6th since the franchise's revival in 1999. In his 1st year, he helped develop a draft class in which all 8 members saw action in the regular season, 3 of whom started all 16 games. He also mentored QB Colt McCoy, who in his 2nd season, posted a career-best 2,733 yards and 14 TDs in 2011.

Shurmur's opportunity in Cleveland resulted after a successful 2-year stint as the offensive coordinator of the St. Louis Rams (2009-10). He helped the Rams improve to a 7-9 record following a 1-15 season in 2009. Shurmur guided the Rams to improvements in nearly every offensive category including total yards, time of possession and 3rd-down percentage. The top pick in the 2010 NFL Draft, Bradford set NFL rookie records for completions (354) and attempts (590), while his 3,512 passing yards were the 2nd-most by a rookie in league history at the time en route to NFL Offensive Rookie of the Year honors. Prior to a successful season through the air in 2010, Shurmur helped RB Steven Jackson capture the NFL rushing title in 2009 with 1,416 yards on the ground.

Shurmur's NFL coaching career began in Philadelphia, (1999-2008), where he spent 10 seasons with the club. He served as the team's QBs coach from 2002-08 and helped guide Donovan McNabb to 3 Pro Bowl berths during his tenure. In 2004, Shurmur mentored McNabb to the most productive season of his career, as he set franchise records in passer rating (104.7) and completion % (64.0).

A 4-year letterman at Michigan State, Shurmur earned All-Big Ten conference honors and All-America honorable mention accolades as a senior in 1987. He played G and LB as a freshman and started at C the next 3 seasons. He served as co-captain as a senior when the Spartans defeated USC in the Rose Bowl. Shurmur earned a master's degree in financial administration and was the 1st grad student football player at MSU.

A native of Dearborn Heights, MI, who attended Divine Child High School, Shurmur comes from a football family. His uncle, the late Fritz Shurmur, coached in the NFL for 24 years and served as the Green Bay defensive coordinator from 1994-98, helping that club win 2 NFC titles and Super Bowl XXXI.

Shurmur and his wife, Jennifer, have 4 children - daughters Allyson, Erica and Claire, and a son, Kyle, who is a QB at Vanderbilt.



GEORGE EDWARDS
Defensive Coordinator

George Edwards is in his 4th season as Vikings Defensive Coordinator in 2017 coming off a 2016 season that featured a defense that was #3 in the NFL in total defense and sent 5 defenders to the Pro Bowl.

Edwards' stint with the Vikings marks his 3rd as an NFL defensive coordinator after working in Washington (2003) and Buffalo (2010-2011) in the same capacity. The 2017 season is Edwards' 20th season in the NFL and 28th season as a coach, all spent on the defensive side of the ball. In January 2017, Edwards served as head coach of the West team in the Shrine Bowl.

In 2016 the Vikings climbed to #3 in the NFL in total defense, the highest ranking since 1993, and ranked #5 in scoring defense, allowing 18.7 points per game. The club finished with an 8-8 mark. Minnesota ranked tied for 4th in the NFL with 41.0 sacks on the season and tied for 7th in the NFL with 27 takeaways. The defense was led in INTs by CB Xavier Rhodes with 5 and a TD en route to his 1st career Pro Bowl. Joining him in the Pro Bowl were DT Linval Joseph (1st honor), DE Everson Griffen (2nd honor), LB Anthony Barr (2nd honor) and S Harrison Smith (2nd honor).

The team was led with 12.5 sacks in 2016 by 2nd-year DE Danielle Hunter and fellow 2nd-year standout LB Eric Kendricks led the club in tackles for the 2nd time. Rhodes notched a team-high 5 INTs, including setting the team record with a 100-yard INT return TD vs. Arizona. The Vikings defense scored 4 TDs on the season and a safety with INT return scores by Kendricks and Rhodes and FR TDs by Hunter and Griffen while Hunter also had a safety. Kendricks (at Tennessee), Griffen (at Carolina) and Rhodes (vs. Arizona) all earned NFC Defensive Player of the Week honors during the season.

The 2015 Vikings won the NFC North and hosted a Wild Card Playoff game, highlighted by a stingy defense that jumped to #5 in the NFL in points allowed at 18.9 after ranking #11 in 2014. For the 1st time since the inaugural season in 1961, the team was led in tackles by rookie 2nd-round pick Kendricks with 105 stops. Kendricks and Hunter were each named to the PFWA All-Rookie Team.

Inheriting the defense that allowed the most points per game and 2nd-most yards per game in 2013, Edwards helped turn the Vikings defense around in 2014, his 1st season as defensive coordinator. The Vikings had the NFL's most-improved defense in 2014, allowing 71 fewer offensive points per game in 2014 than in 2013. Edwards played an instrumental role in the development of Barr, a rookie 1st-round pick (#9 overall), was named the NFC Defensive Player of the Week at Tampa Bay after forcing and recovering a fumble in OT and returning it for a TD.

Edwards entered the NFL with the Dallas Cowboys and remained there from 1998-2001. Serving as the LBs coach, Edwards worked under DC Mike Zimmer, who led the Cowboys' defensive attack.

Before making the leap to the NFL ranks, Edwards held collegiate assistant posts at Florida (1990-91), Appalachian State (1992-95), Duke (1996) and Georgia (1997).

A 4-year letterman at Duke University, Edwards was twice named the special teams captain and an honorable mention All-ACC selection at linebacker in 1989.

A native of Siler City, N.C., Edwards and his wife, Jami, have a son, B.J.



MIKE PRIEFER
Special Teams Coordinator

Mike Priefer enters his 7th year with the Vikings organization as the special teams coordinator. The 16-year NFL coaching veteran has held the same title with the Denver Broncos and Kansas City Chiefs in years past.

Priefer's special teams units are known for creating big-play opportunities. Since entering the NFL, Priefer has seen his units account for 26 scores (12 KOR, 9 PR, 3 blocked punts, 1 botched fake FG and 1 safety). He has also seen his squads block 23 kicks (9 punts, 9 FGs, 5 PATs) since 2002. Since Priefer joined the Vikings in 2011, Minnesota leads the NFL for the most special teams TDs with 14 (7 KOR, 5 PR and 2 blocked punts) over that 6-year span.

Since joining the NFL, Priefer has helped David Tyree (ST), Chris Hanson (P), Blair Walsh (K) and Cordarrelle Patterson (RS) earn Pro Bowl nods. Both Walsh and Patterson were named 1st-team All Pro as rookies in 2012 and 2013, respectively. In 2012, Priefer was named Special Teams Coach of the Year as voted on by his NFL counterparts, and his units ranked #1 in the NFL by the acclaimed Dallas Morning News special teams rankings.

The 2016 Vikings special teams were highlighted by Sherels continuing to re-write the Vikings record book. He returned his 4th and 5th career punts for TDs in a 3-week span at Carolina and vs. Houston, becoming the 1st Viking to notch 2 PRTDs in a season. Priefer was tabbed by Mike Zimmer to handle head coaching duties for the game vs. Dallas (12/1/16) when Zimmer was absent following eye surgery.

In 2014, the Vikings punt block unit moved into the NFL record books for becoming just the 5th team in NFL history to block 2 punts and return both for TDs in the same game. It was the 1st time in team history with 2 blocked punt TDs and the 1st blocked punt TD since 1986. Thielen blocked the 1st punt and returned it 30 yards for the TD, becoming only the 4th Viking to block, recover and score in team history and the 1st since 1973. 2 drives later, LB Jasper Brinkley blocked another punt and DE Everson Griffen scooped up the ball and returned it 43 yards for the TD, the longest blocked punt return TD in team history.

In 2013, the Vikings showcased the #1 KR man in the NFL, Patterson, and the #2 PR man in Sherels. Walsh set the franchise record with his 12th career 50+ yard FG (9/29/13 vs. Pit). His 12 consecutive 50+ yard FGs was also an NFL record.

The 2012 season saw the Vikings special teams units reach new heights. The Vikings punt and kick return coverage units allowed 0 TDs on the season and Walsh made NFL history going 10-10 on FGs of 50+ yards while being selected to his 1st Pro Bowl along with being named 1st-Team All Pro by the AP. Walsh tacked on another NFL record with 3 50+ (50.51, 53) FGs in a game (at St. Louis, 12/16/12). Walsh set a Vikings record with 53 touchbacks in 2012 and tied the longest FG in franchise history with a 56 yarder (at Houston, 12/23/12). The Dallas Morning News ranked the Vikings special teams as tops in the NFL.

In his 1st year as the Broncos special teams coordinator in 2009, Priefer led a unit that placed 3rd in the NFL in average opponent drive start after kickoffs. KR/PR Eddie Royal became only the 11th player in NFL history to have both a kickoff and punt return for a TD in the same game (at San Diego, 10/19/09).

Before joining the Broncos, Priefer coordinated Kansas City's special teams from 2006-08 following stints as an assistant special teams coach with the NY Giants (2003-05) and Jacksonville (2002).

From 1994-2001, Priefer coached special teams at the collegiate level, working for Navy (1994-96), Youngstown State (1997-98), VMI (1999) and Northern Illinois (2000-01).

Priefer's instruction at Northern Illinois helped WR Justin McCareins earn MAC Special Teams Player of the Year honors in 2000. His 19.1 punt return average was 3rd best in the nation.

He spent a season at VMI in 1999, coaching its special teams and inside LBs, after a 2-year stint at Youngstown State under Head Coach Jim Tressel. He worked with the special teams, tackles and tight ends at Youngstown State and was part of its Division I-AA National Championship squad in 1997.

Priefer began his coaching career as a graduate assistant at Navy in 1994, instructing its special teams that season before coaching its LBs and defensive line from 1995-96. He also coached special teams and served as defensive coordinator for Navy's junior varsity team from 1995-96.

A QB and WR on Navy's junior varsity and lightweight teams from 1985-88, Priefer flew helicopters as a Naval officer for 5 years (1989-94) after his graduation. His work included tours of duty on USS America in the Persian Gulf and the Mediterranean Sea. Priefer earned a bachelor's degree from the US Naval Academy from 1989 and received a master's degree from Maryland in 1997.

Priefer was born in Cleveland and moved frequently as a coach's son, graduating from high school in Green Bay. He is married to Debbie, and the couple has four children: Samantha, Michael Jr., Wilson and Katie.

2017 ASSISTANT COACHES

CLANCY BARONE Tight Ends Coach

RYAN FICKEN Assistant Special Teams Coach

***JONATHAN GANNON** Assistant Defensive Backs Coach

JERRY GRAY Defensive Backs Coach

DARRELL HAZELL Wide Receivers Coach

***JEFF HOWARD** Defensive Assistant

***ANDREW JANOCKO** Assistant Offensive Line

DERIK KEYES Assistant Strength & Conditioning Coach

CHAZ MAHLE Assistant Strength & Conditioning Coach

RESHARD LANGFORD Assistant Strength & Conditioning Coach

ANDRE PATTERSON Defensive Line Coach

***DREW PETZING** Assistant Wide Receivers Coach

KENNEDY POLAMALU Running Backs Coach

***ROBERT RODRIGUEZ** Assistant Defensive Line Coach

TONY SPARANO Offensive Line Coach

***KEVIN STEFANSKI** Quarterbacks Coach

MARK UYAYAMA Strength & Conditioning Coach

***ADAM ZIMMER** Linebackers Coach

**Denotes in coaches booth during game*

VIKINGS-PANTHERS GAME INFORMATION

RON RIVERA



NFL Head Coach: 7th Year
Overall NFL Experience: 21st Year
Coaching Experience: 21st Year
Overall NFL Record: 64-49-1 (.566)
Regular Season: 61-46-1 (.569)
Postseason: 3-3 (.500)
Record with CAR: 51-36-1 (.566)
Record vs. MIN: 1-3 (.333)
College: Cal '83

In his seventh season in Carolina, Ron Rivera is known around the league as a teacher with an innate ability to build his team around the strengths of his players.

A two-time NFL Coach of the Year, Rivera inherited a 2-14 Carolina team as a rookie head coach in 2011 and guided it back to relevance in 2015 as Carolina won its second NFC Championship in franchise history, third consecutive NFC South division title and appeared in Super Bowl 50.

Carolina finished the season with a franchise-best 17-2 record, including home playoff victories over Seattle in the Divisional round and Arizona in the NFC Championship game.

Brought to Carolina for his defensive expertise, Rivera has not disappointed as the Panthers put together four consecutive top 10 finishes in yards allowed from 2012-15, joining Seattle as the only teams to accomplish the feat.

Like Rivera, the Panthers' rebound has been steady and solid, starting with six wins his first season in 2011 and seven victories in 2012 before registering three consecutive division championships starting in 2013 when he earned his first Associated Press NFL Coach of the Year award.

Laying a foundation that includes back-to-back rookies of the year in quarterback Cam Newton and linebacker Luke Kuechly, Rivera has blended veteran and young talent into productive units on both sides of the ball.

In 2015, Rivera was named NFL Coach of the Year for the second time in three seasons as his team earned its third consecutive NFC South title and claimed the top seed in the NFC for the first time in franchise history. The Panthers became just the seventh team in the Super Bowl era to post a 15-1 or better record in the regular season.

Prior to Rivera's arrival, Carolina had never reached the postseason in consecutive years and no team had captured the NFC South twice in a row. Carolina started 2015 with 14 consecutive victories, which, combined with four wins to close the 2014 regular season, gave the Panthers an NFC-record 18-game winning streak. And yet again, Rivera had his team playing its best down the stretch as the Panthers went 4-0 in December and January. Under Rivera's guidance, Carolina produced a rushing attack that finished seventh in the NFL over the final seven contests, including the playoffs, and posted 27 consecutive regular season games with at least 100 rushing yards.

Rivera came to Carolina with a reputation for hard work, attention to detail and preparation. Those were also the qualities he exhibited in his first campaign as the Panthers tripled their win total from the previous season despite no offseason and an epidemic of defensive injuries. Rivera did not even meet his team until they reported to training camp and, despite a slow start, held it together to finish with four wins in the final six games.

His success was no surprise, for Rivera has excelled as a coach and player during his 29 years in the NFL, serving as defensive coordinator for the San Diego Chargers' top-ranked defense in 2010 and playing linebacker for the Chicago Bears' top-ranked defense and Super Bowl XX championship team in 1985. In 20 seasons as a coach and nine as a player, he has been with teams that have reached the playoffs 19 times, including nine conference championships and three Super Bowls.

In 2012, Carolina finished the season ranked 10th in yards allowed, a jump of 18 places from 2011. It was on the strength of that defensive improvement that the Panthers won five of their last six games to improve their win total for the second consecutive year.

Carolina made a similar jump on offense in Rivera's first season. With the addition of Newton, the Panthers jumped from last to seventh in total offense in 2011.

Rivera worked with the San Diego Chargers from 2007-10. He coached inside linebackers before taking over as the team's defensive coordinator midway through the 2008 season.

From 2004-06, Rivera oversaw the Chicago Bears defense, engineering the unit to two top-five finishes in the league. Under Rivera's direction, five different defensive players went to the Pro Bowl: linebacker Lance Briggs, safety Mike Brown, defensive tackle Tommie Harris, linebacker Brian Urlacher and cornerback Nathan Vasher.

Prior to becoming a defensive coordinator, Rivera spent five seasons from 1999-2003 as the linebackers coach for the Philadelphia Eagles, who advanced to the NFC Championship game in each of his final three seasons. Twice during Rivera's tenure with the Eagles, the team finished second in the NFL in scoring defense and in 2001 held all 16 of its opponents to less than 21 points – making them just the fourth team in NFL history to do so. In Rivera's five seasons with the Eagles, a member of his linebacking corps led the team in tackles four times.

Rivera gained his first coaching experience with the Bears as defensive quality control coach from 1997-98. He is just the third Latino head coach in NFL history, joining Tom Flores with the Oakland Raiders from 1979-87 and Seattle Seahawks from 1992-94 and Tom Fears with the New Orleans Saints from 1967-70.

RIVERA'S COACHING/PLAYING BACKGROUND

Coach

1997-98 Chicago Bears Defensive Quality Control
 1999-2003 Philadelphia Eagles Linebackers
 2004-06 Chicago Bears Defensive Coordinator
 2007-08 San Diego Chargers Inside Linebackers
 2008-10 San Diego Chargers Defensive Coordinator
 2011-current Carolina Panthers Head Coach

Player

1980-83 University of California Linebacker
 1984-92 Chicago Bears Linebacker

VIKINGS-PANTHERS CONNECTIONS

Vikings-Panthers Connections

- Panthers assistant DBs/nickels coach **Jeff Imamura** coached for the Vikings from 2006-13, serving as the defensive assistant/LBs coach from 2006-11 and the assistant secondary/safeties coach from 2012-13.
- Panthers CB **Captain Munnerlyn** played for the Vikings from 2014-16 appearing in 47 games and making 30 starts.
- Vikings C **Joe Berger** was drafted by the Panthers in the 6th round of the 2005 NFL Draft. Berger spent the 2005 training camp with the Panthers before being signed to their practice squad. Berger was signed off the Panthers practice squad by Miami during Week 1 of the 2005 season.
- Panthers S **Kurt Coleman** spent the 2015 offseason with the Vikings before being released during final cuts.
- Panthers T **Matt Kalil** was a 1st-round selection by Minnesota and played for the Vikings from 2012-16, starting all 66 games in which he appeared. Kalil was named the Pro Bowl following his rookie campaign in 2012.
- Vikings T **Mike Remmers** played for the Panthers from 2014-16, starting all 37 regular-season games he appeared in with the club and starting all 5 playoff contests, including Super Bowl 50.
- Vikings assistant DL Coach **Robert Rodriguez** was on the Panthers practice squad in 2005.
- Panthers assistant WRs Coach **Cameron Turner** spent time with the Vikings, serving as the assistant to the head coach from 2011-12.
- Panthers assistant special teams coach **Chase Blackburn** played for the New York Giants in 2005 under Vikings special teams coordinator **Mike Priefer**, who was the Giants assistant special teams coach. Under the tutelage of Priefer, Blackburn led the Giants in special teams tackles that season.
- Panthers WR **Charles Johnson**, who is currently on IR, played for the Vikings from 2014-16.
- Panthers DE **Zach Moore** played for the Vikings in 2015, spending time on the club's practice squad before joining the 53-man roster for the final 3 games and NFC Wild Card game. Moore spent the 2016 off-season and training camp with Minnesota before being released during final cuts.
- Panthers G **David Yankey**, who is currently on IR, was drafted by the Vikings in the 5th round of the 2014 NFL Draft and played for the club from 2014-15, spending all the 2015 season on the practice squad.

LOCAL CONNECTIONS

- Vikings C **Nick Easton** is a Lenoir, North Carolina native, located 75 miles northwest of Charlotte.
- Vikings defensive coordinator **George Edwards** is from Silver City, North Carolina and played football at Duke.
- Panthers DE **Zach Moore** attended Concordia-St. Paul in the Twin Cities from 2009-13.

COLLEGE CONNECTIONS

- Vikings DE **Danielle Hunter** and Panthers G **Trai Turner** were teammates at LSU from 2012-13. Panthers WR **Russell Shepard** was also at LSU in 2012.
- Vikings DE **Everson Griffen** (2007-09) joins 4 Carolina Panthers as former USC Trojans in Sunday's contest - DE **Wes Horton** (2008-12), T **Matt Kalil** (2008-11), C **Ryan Kalil** (2003-06) and CB **Kevon Seymour** (2012-15).
- Panthers G **Andrew Norwell** (2010-13) and Vikings C **Pat Elflein** (2012-16) were teammates at Ohio State.

VIKINGS-PANTHERS GAME INFORMATION

VIKINGS TOP PERFORMERS VS. PANTHERS

Everson Griffen..... 4 games, 11 tackles, 5.0 sacks, 6 TFL, 1 FF
 Danielle Hunter..... 1 game, 5 tackles, 1.0 sack, 1 safety
 Terence Newman..... 8 games, 36 tackles, 2 INTs, 1 INT return TD, 9 PD, 1 FF
 Kyle Rudolph..... 4 games, 20 receptions, 189 yards, 3 TDs
 Harrison Smith..... 3 games, 18 tackles, 2.0 sacks, 3 TFL

VIKINGS BIG DAYS VS. PANTHERS

- CB **Terence Newman**, as a member of the Dallas Cowboys, recorded 1 of his 5 career TDs after scoring on a 27-yard INT return vs Carolina (9/28/09).
- Vikings DT **Linval Joseph** posted 10 total tackles against the Panthers as a member of the New York Giants two seasons ago (9/22/13).
- Vikings TE **Kyle Rudolph** had 9 receptions and 97 yards vs. Carolina (10/13/13). Rudolph also registered 7 receptions for 70 yards and a TD in the meeting at Carolina (9/25/16) last season.
- Vikings S **Harrison Smith** has recorded a sack in 2 consecutive games against the Panthers.
- Vikings DE **Everson Griffen** sacked Cam Newton 3 times in the last matchup vs. Carolina (9/25/16) and 2 times in the contest at TCF Bank Stadium (11/30/14.)
- WR **Adam Thielen** blocked a punt and returned in 30 yards for his 1st career TD vs. Carolina (11/30/14). The 30-yard return on the blocked punt was the longest in franchise history until **Everson Griffen** returned a blocked punt 43 yards in the 2nd quarter. The 2 blocked punt return touchdowns marked the 4th time since the 1970 merger and the 1st time since 9/30/90 (Kansas City Chiefs) that the feat has occurred.



VIKINGS-PANTHERS SERIES BY THE NUMBERS

Record vs. Panthers.....Vikings 8-5
Last regular season game..... Vikings, 22-10 (2016)
Vikings largest winning margin..... 18; Vikings 31, Panthers 13 (2014)
Panthers largest winning margin 25; Twice (2005, 2013)
Current series streakVikings 2
Vikings longest win streak 3, (1996-2000)
Panthers longest win streak 3, (2001-2005)
Most Points, Vikings 31, (2000, 2014)
Most Points, Panthers 38, (2005)
Most Points, both teams..... 51, Panthers 38, Vikings 13 (2005)
Fewest Points, Vikings 7, (2009)
Fewest Points, Panthers..... 3, (2006)
Fewest Points, both teams..... 26; Vikings 14, Panthers 12 (1996)

VIKINGS-PANTHERS SERIES

Won 8, Lost 5, Tie 0; Home 6-3, Away 2-2
VIKINGS VS. PANTHERS

Year	Site	Result
1996.....	Minnesota.....	Minnesota 14-12
1997.....	Minnesota.....	Minnesota 21-14
2000.....	Minnesota.....	Minnesota 31-17
2001.....	Minnesota.....	Carolina 24-13
2002.....	Minnesota.....	Carolina 21-14
2005.....	Carolina.....	Carolina 38-13
2006.....	Minnesota.....	Minnesota 16-13 (OT)
2008.....	Minnesota.....	Minnesota 20-10
2009.....	Carolina.....	Carolina 26-7
2011.....	Carolina.....	Minnesota 24-21
2013.....	Minnesota.....	Carolina 35-10
2014.....	Minnesota.....	Minnesota 31-13
2016.....	Carolina.....	Minnesota 22-10



Panthers CB **Captain Munneryn** joined the Vikings via free agency during the 2014 offseason, becoming one of the 1st free agent signings during Vikings head coach Mike Zimmer's tenure. Munneryn appeared in 47 regular-season games (30 starts) and 1 postseason contest for Vikings totaling 4 INTs during his stint in Minnesota.

VIKINGS-PANTHERS SERIES NOTES

- The Vikings have won 5 of their last 7 meetings against the Panthers.
- The Vikings and Panthers have played one overtime game, a 16-13 Vikings victory in 2006.
- This will be the 3rd regular season head-to-head meeting between Vikings Head Coach **Mike Zimmer** and Panthers Head Coach **Ron Rivera**.
- The Vikings and Panthers have never met in the postseason.

A WIN WOULD...

- Be the best start to a season through 13 games since Mike Zimmer took over in 2014 and the best start for the franchise since starting 11-2 in 2009.
- Move Zimmer's record as a head coach to 37-25 and give him his 3rd win against the Panthers in his 3rd game vs. the franchise.
- Would be 9th straight win for the Vikings, the longest streak win streak for the team under Zimmer (8 games from 12/20/15-10/9/16).
- Be the Vikings 6th consecutive road win, the most in team history in a single season.

VIKINGS-PANTHERS GAME INFORMATION

2017 INDIVIDUAL LEADERS

2017 Minnesota Vikings

Qualifying Players Only/2017 Regular Season NFL Rankings

Category	Player	Total	NFC Rank	NFL Rank
Scoring	Forbath.....	97	5	9
Passing Yds.	Keenum.....	2,703	8	14
Passing TDs	Keenum.....	16	8t	16t
Passer Rating	Keenum.....	98.6	5	8
Completion Pct.	Keenum.....	67.5	2	5
Rushing Att.	Murray.....	146	8	18
Rushing Yds.	Murray.....	572	9	21
Rushing TDs	Murray.....	5	5t	7t
Receptions	Thielen.....	74	3	7
Receiving Yds.	Thielen.....	1,056	2	4
Receiving TDs	Rudolph.....	6	7t	13t
Interceptions	Smith.....	3	4t	11t
Tackles*	Kendricks.....	87	9	17
Forced Fumbles	Griffen.....	3	3t	6t
Opp. FR	Harris.....	2	4t	5t
Sacks	Griffen.....	12.0	3	4
FGs Made	Forbath.....	24	4t	8t
FG Pct.	Forbath.....	85.7	5t	14t
Net Punting Avg.	Quigley.....	40.0	10	22
Punt Ret. Avg.	Sherels.....	10.2	4	7t
KO Ret. Avg.	McKinnon.....	26.0	DNQ	

*League Stats #Rookie

2017 Carolina Panthers

Category	Player	Total	NFC Rank	NFL Rank
Scoring	Gano.....	93	7	11
Passing Yds.	Newton.....	2,583	9	16
Passing TDs	Newton.....	16	8t	16t
Passer Rating	Newton.....	83.0	14	25
Completion Pct.	Newton.....	60.5	15	27
Rushing Att.	Stewart.....	164	6	13
Rushing Yds.	Stewart.....	531	12	25
Rushing TDs	Newton.....	5	5t	7t
Receptions	#McCaffrey.....	64	6	12
Receiving Yds.	Funchess.....	703	10t	21t
Receiving TDs	Funchess.....	6	7t	13t
Interceptions	Kuechly.....	3	4t	11t
Tackles*	Kuechly.....	89	8	14t
Forced Fum.	Horton/Peppers.....	2	5t	14t
Opp. FR	Kuechly.....	3	2t	2t
Sacks	Addison/Peppers.....	8.5	6t	13t
FGs Made	Gano.....	23	7	12
FG Pct.	Gano.....	95.8	1	1
Net Punting Avg.	Palardy.....	43.5	2	4
Punt Ret. Avg.	#McCaffrey.....	7.4	10	19
KO Ret. Avg.	#Samuel.....	22.1	DNQ	

*League Stats #Rookie

2017 WEEK 14 SCHEDULE

THURSDAY, DECEMBER 7

New Orleans at Atlanta 7:25

SUNDAY, DECEMBER 10

Minnesota at Carolina	Noon
Dallas at NY Giants.....	Noon
Chicago at Cincinnati.....	Noon
Green Bay at Cleveland.....	Noon
San Francisco at Houston.....	Noon
Indianapolis at Buffalo.....	Noon
Oakland at Kansas City.....	Noon
Detroit at Tampa Bay.....	Noon
Tennessee at Arizona.....	3:05
NY Jets at Denver.....	3:05
Washington at LA Chargers.....	3:05
Philadelphia at LA Rams.....	3:25
Seattle at Jacksonville.....	3:25
Baltimore at Pittsburgh.....	7:30

MONDAY, DECEMBER 11

New England at Miami 7:30

2017 STATISTICAL SNAPSHOT

2017 NFL rankings in parenthesis

Vikings	Record	Panthers
10-2	8-4	
285.....	Total Points Scored	269
23.8 (11).....	Points Per Game	22.4 (16)
259.....	First Downs	241
370.4 (5).....	Total Offense Per Game	328.7 (18t)
5.6.....	Avg. Yards Per Play	5.1
122.8 (6).....	Net Rushing Yards Per Game	127.8 (5)
247.6 (13).....	Net Passing Yards Per Game	200.9 (25)
5/87.....	Had Intercepted/Yards Returned	11/164
10.....	Total Giveaways	17
14/114.....	Sacks Allowed/Yards Lost	28/189
32:15.....	Possession Average	32:58
74/161.....	Third Down Efficiency	73/167
1/6.....	Fourth Down Efficiency	3/9
73/713.....	Penalties/Yards	61/509
204.....	Opp. Total Points Scored	238
17.0 (2).....	Opp. Points Per Game	19.8 (10t)
213.....	Opp. First Downs	197
289.1 (2).....	Opp. Total Offense Per Game	297.6 (6)
4.8.....	Opp. Avg. Yards Per Play	5.2
77.7 (2).....	Opp. Net Rushing Yards Per Game	88.6 (4)
211.4 (10).....	Opp. Net Passing Yards Per Game	209.0 (7)
78/641.....	Opp. Penalties/Yards	74/677
9/115.....	Defensive Interceptions/Yards Returned	5/65
14.....	Total Takeaways	11
27/201.....	Defensive Sacks/Yards	34/207
+4.....	Turnover Ratio	-6
48/40.0.....	Punts/Net Punting Avg.	51/43.5

VIKINGS PRONUNCIATION GUIDE

PLAYER	PRONUNCIATION
Joe Berger	BUR-jur
Tashawn Bower	tuh-SHAWN
Aviante Collins	AH-vee-on
Stefon Diggs	steff-ON
Pat Elfein	ELF-line
Ben Gedeon	ged-E-uhn
Danielle Hunter	duh-KNEEL
Danny Isidora	iz-uh-DORA
Linval Joseph	lin-VALL
Jayron Kearse	JAY-ron
Emmanuel Lamur	luh-MER
Ifeadi Odenigbo	if-AH-dee OH-denny-bo
Xavier Rhodes	EX-ay-vier
Brian Robison	ROB-ah-sin
Andrew Sendejo	sin-DAY-ho
Marcus Sherels	SHARE-els
Kyle Sloter	slow-dur
Shamar Stephen	STEF-an
Adam Thielen	THEE-lin
Stephen Weatherly	STEE-ven

COACH PRONUNCIATION

Mike Priefer	PREE-fur
Andrew Janocko	juh-NO-coe
Mark Ujeyama	ooh-ee-YAH-muh

VIKINGS TEAM NOTES

2017 ATTENDANCE

Game	Attendance
vs. New Orleans (9/11)	66,606
at Pittsburgh (9/17)	65,971
vs. Tampa Bay (9/24)	66,390
vs. Detroit (10/1)	66,730
at Chicago (10/9)	61,834
vs. Green Bay (10/15)	66,848
vs. Baltimore (10/22)	66,751
at Cleveland (10/29)	74,237 (Twickenham Stadium)
at Washington (11/12)	74,476
vs. Los Angeles Rams (11/19)	66,809
at Detroit (11/23)	66,613
at Atlanta (12/3)	71,185

2017 GJALLARHORN SOUNDERS

Game	Sounder (Description)
vs. San Francisco (8/27)	E.J. Henderson (Former Vikings LB and current Youth Football Manager)
vs. Miami (8/31)	Mark Sharockman (Son of late Vikings CB Ed Sharockman)
vs. New Orleans (9/11)	Randy Moss (Former Vikings WR and Ring of Honor member)
vs. Tampa Bay (9/24)	P.J. Fleck (University of Minnesota Head Football Coach)
vs. Detroit (10/1)	Ahmad Rashad (Former Vikings WR and Ring of Honor Member)
vs. Green Bay (10/15)	Hafþór Björnsson (Professional strongman and the 'Mountain' on GOT)
vs. Baltimore (10/22)	Curtis Axel (WWE Superstar and Minnesota native)
vs. Los Angeles Rams (11/19)	Jon Jensen (Minnesota National Guard Major General)

2017 BY THE NUMBERS

- 7**
Interceptions for CB **Xavier Rhodes** since the start of the 2016 season, tying him for 3rd in the NFL.
- 15**
Runs of 10+ yards allowed by the Vikings in 2017, the lowest in the NFL. Tennessee is 2nd having allowed 22 such runs.
- 15**
Career interceptions for S **Harrison Smith** since entering the League in 2012. Smith and Luke Kuechly are the only 2 players in the NFL to have at least 15 INTs and 7.0 sacks since 2012.
- 42.5**
Sacks for DE **Everson Griffen** since becoming a full-time starter in 2014, ranking 3rd in the NFL in that span.
- 176**
Receptions for WR **Stefon Diggs**, the 3rd-most by a Viking prior to turning 24 trailing only Randy Moss (226) and Percy Harvin (218). Diggs turned 24 on 11/29/17.
- 2,023**
Receiving yards for WR **Adam Thielen** since the beginning of the 2016 season, 7th in the NFL during that span.

2017 CAPTAINS

The Minnesota Vikings named QB **Sam Bradford**, DE **Everson Griffen**, CB **Terence Newman**, T **Riley Reiff**, DE **Brian Robison** and TE **Kyle Rudolph** the team captains for the entire 2017 season. Starting with Los Angeles Rams game, a special teams captain was selected for each game in addition to the regular captains.

Game	Special Teams Captain
vs. Los Angeles Rams (11/19)	LB Kentrell Brothers
at Detroit (11/12)	S Anthony Harris
at Atlanta (12/3)	LS Kevin McDermott

2017 NEW FACES

FREE AGENTS/TRADES/WAIVERS (10)

Player	Pos.	School
Blake Bell (W-S.F.)	TE	Oklahoma
Tramaine Brock (T-SEA)	CB	Belhaven
Mack Brown (W-WAS)	RB	Florida
Michael Floyd (FA-ARI)	WR	Notre Dame
Case Keenum (FA-LAR)	QB	Houston
Latavius Murray (FA-OAK)	RB	Central Florida
Ryan Quigley (FA-ARI)	P	Boston College
Riley Reiff (FA-DET)	T	Iowa
Mike Remmers (FA-CAR)	T	Oregon State
Kyle Sloter (FA-DEN)	QB	Northern Colorado

DRAFTED ROOKIES BY ROUND (5)

Round	Player (Selection)	Pos.	School
3)	Pat Elflein (70th)	C	Ohio State
4)	Jaleel Johnson (109th)	DT	Iowa
4)	Ben Gedeon (120th)	LB	Michigan
5)	Danny Isidora (180th)	G	Miami (FL)
7)	Stacy Coley (219th)	WR	Miami (FL)

UNDRAFTED ROOKIES (3)

Player	Pos.	School
Tashawn Bower	DE	LSU
Aviante Collins	T	TCU
Eric Wilson	LB	Cincinnati



2017 PRACTICE SQUAD

The following 10 players make up the 2017 Vikings practice squad:

Player	Pos.	School	Exp.
Rodney Adams	WR	South Florida	R
Dylan Bradley	DT	Southern Mississippi	R
Kyle Carter	TE	Penn State	1
Cornelius Edison	C	Portland State	2
Cayleb Jones	WR	Arizona	1
Cedrick Lang	T	Texas-El Paso	1
Ifeadi Odenigbo	DE	Northwestern	R
Horace Richardson	CB	SMU	R
Jack Tocho	S	North Carolina State	R
Antwione Williams	LB	Georgia Southern	2

VIKINGS TEAM NOTES

2017 RETURNING NUMBERS

Starters Returning.....	17
Starters Lost.....	5

Leading Returners	Player (Total)
Passing Yards.....	Sam Bradford (3,877)
Rushing Yards.....	Jerick McKinnon (539)
Rushing TDs.....	Jerick McKinnon (2)
Receiving Yards.....	Adam Thielen (967)
Receiving TDs.....	Kyle Rudolph (7)
Punt Return Yards.....	Marcus Sherels (292)
Kick Return Yards.....	Marcus Sherels (35)
Tackles.....	Eric Kendricks (126)
Sacks.....	Danielle Hunter (12.5)
Interceptions.....	Xavier Rhodes (5)

ROSTER NOTES

Oldest Viking Player	Terence Newman	37, born 9/7/78
Youngest Viking Player	Dalvin Cook	22, born 8/10/95
Most Seasons as a Viking	Brian Robison	11
Most NFL Seasons	Terence Newman	15
College with the most Vikings	UCLA	4
Conference with the most Vikings	ACC	9 players on roster
Largest Viking (weight)	Linval Joseph	329 lbs
Tallest Viking	Bell, Hill, Reiff, Rudolph & Sirles	tied at 6-6
Smallest Viking (weight)	Marcus Sherels	175 lbs
Shortest Viking	Jerick McKinnon	5-9
Former 1st-Round Draft Picks	11	Anthony Barr Sam Bradford Teddy Bridgewater Michael Floyd Sharrif Floyd Terence Newman Riley Reiff Xavier Rhodes Harrison Smith Laquon Treadwell Trae Waynes
Pro Bowlers	9	Anthony Barr Teddy Bridgewater Everson Griffen Linval Joseph Latavius Murray Terence Newman Xavier Rhodes Kyle Rudolph Harrison Smith
Coaches who played in the NFL	2	Jerry Gray Reshard Langford

PASSED IN THE DRAFT

The Vikings have a long, proud tradition of finding players as undrafted rookies that make an impact. Most famously, Hall of Famers C Mick Tingelhoff and DT John Randle came to the team after being passed over in the Draft.

Underrated But Unearthed Vikings players who joined the team as undrafted rookie free agents.

Player, School	Season
Marcus Sherels, CB/PR, Minnesota.....	2010
Adam Thielen, WR, Minnesota State, Mankato.....	2013
Anthony Harris, S, Virginia.....	2015
C.J. Ham, FB, Augustana (SD).....	2016
Tashawn Bower, DE, Louisiana State.....	2017
Aviante Collins, T, Texas Christian.....	2017
Eric Wilson, LB, Cincinnati.....	2017

2017 SCHEDULE STRENGTH

A look at the most difficult schedules in 2017 based on opponents' 2016 record.

Rank Team	Combined W-L	Pct.
1. Denver Broncos	148-108578
2. Kansas City Chiefs	147.5-108.5576
3. Los Angeles Chargers	145.5-110.5568
4. Oakland Raiders	144.5-111.5564
5. Buffalo Bills.....	143.5-112.5561
6. Miami Dolphins	140-116547
7. Washington Redskins	139-117543
T-8. New York Giants.....	137-119535
T-8. New York Jets.....	137-119535
T-10. Philadelphia Eagles.....	136-120531
T-10. Dallas Cowboys	136-120531
12. New England Patriots	135-121527
13. Atlanta Falcons.....	133.5-122.5521
14. Tampa Bay Buccaneers	132.5-123.5518
15. New Orleans Saints.....	130.5-125.5510
16. Carolina Panthers	129-127504
17. Los Angeles Rams.....	123.5-132.5482
18. Green Bay Packers.....	123-133480
19. Chicago Bears	122.5-133.5479
20. San Francisco 49ers	121.5-134.5475
T-21. Cleveland Browns.....	120-136469
T-21. Detroit Lions.....	120-136469
23. Arizona Cardinals.....	119.5-136.5467
24. Baltimore Ravens.....	118-138461
T-25. Seattle Seahawks.....	116.5-139.5455
T-25. Houston Texans	116.5-139.5455
T-27. Minnesota Vikings.....	116-140453
T-27. Pittsburgh Steelers.....	116-140453
29. Cincinnati Bengals	115-141449
T-30. Tennessee Titans	112.5-143.5439
T-30. Jacksonville Jaguars.....	112.5-143.5439
32. Indianapolis Colts.....	108.5-147.5424

VIKINGS VS. NFC NORTH

Team	Total Games	All-Time Series	Titles*
Green Bay Packers	114	52-60-2	8
Chicago Bears	113	59-52-2	2
Detroit Lions.....	113	72-39-2	0

* Since 2002 division realignment

The following numbers are combined NFC Central and NFC North since 1961:

Playoff Appearances	Western Conf./Division Titles
28..... Minnesota Vikings	19..... Minnesota Vikings
28..... Green Bay Packers	18..... Green Bay Packers
15..... Chicago Bears	8..... Chicago Bears
11..... Detroit Lions	3..... Detroit Lions
6..... Tampa Bay Buccaneers	3..... Tampa Bay Buccaneers

2017 NFC NORTH STANDINGS

Team	W L T	Pct.	Home	Away	Div.	Conf.	PF	PA	Streak
Minnesota	10 2 0	.833	5-1	5-1	3-1	8-1	285	204	Won 8
Detroit	6 6 0	.500	2-4	4-2	3-1	5-4	314	308	Lost 2
Green Bay	6 6 0	.500	4-3	2-3	2-2	5-4	258	281	Won 1
Chicago	3 9 0	.250	2-5	1-4	0-4	1-9	191	267	Lost 5

VIKINGS TEAM NOTES

2017 REGULAR SEASON HONOR ROLL

Sam Bradford - NFC Offensive Player of the Week vs. NO (9/11/17)
- Set a new career high in passer rating (143.0) after throwing for 346 yards, 3 TDs and 0 INTs on 27-for-32 passing
- His 84.4 completion percentage was the 3rd-best completion mark in NFL history in a season opener
- Became only the 3rd Vikings QB to pass for 300+ yards in Week 1
- Is the 1st Vikings QB to win NFC Player of the Week award since Brett Favre in 2009

Kai Forbath - Special Teams Player of the Week vs. BAL (10/22/17)
- Set a career high with 6 FGs, going a perfect 6 for 6 on FGs of 52, 51, 43, 43, 34 and 32 - his only career game with multiple 50+ yard FGs
- Totaled a career high 18 points

Everson Griffen - Defensive Player of the Month - October 2017
- Recorded 6.0 sacks in a 5-game span during the month to lead the NFC. The eight-year veteran
- Among all NFC defensive ends, he tied for the most FFs (2) and had the second most tackles (18) during the month

Case Keenum - FedEx Air Player of the Week at WAS (11/12/17)
- Threw for 304 yards, 4 TDs and 2 INTs at Washington
- 1st Vikings to throw for over 300 yard and 4 TDs on the road since Daunte Culpepper threw for 425 yards and 5 TDs at New Orleans (10/17/04)

Case Keenum - NFC Offensive Player of the Month - November 2017
- Completed 69 of 97 passes (71.1%) for 866 yards, 7 TDs and 2 INTs compiling a 114.0 passer rating during the month.
- Led the Vikings to a 3-0 record during the month, including 2 road wins at Washington and at Detroit and a home win over the 7-2 Rams.



VIKINGS NFC PLAYERS OF THE WEEK

Minnesota has 11 current players that have earned NFC Player of the Week honors as members of the Vikings during the Mike Zimmer era.

Anthony Barr - Defensive Player of the Week at TB (10/26/14)
- Finished with 9 tackles, 1 sack, 3 QB hurries and 1 PD.
- Forced a fumble, recovered it and returned it 27 yards for the game-winning TD in OT.

Adam Thielen - Special Teams Player of the Week vs. CAR (11/30/14)
- Blocked a punt in the first quarter of the contest and returned it 30 yards for a touchdown, the Vikings first blocked punt return touchdown since October 12, 1986 (Issiac Holt). Also added 2 special teams tackles.
- The 30-yard return on the blocked punt was the longest in franchise history until Everson Griffen returned a Jasper Brinkley blocked punt 43 yards in the second quarter of the game. The two blocked punt return touchdowns marked the 4th time since the 1970 merger and the 1st time since September 30, 1990 (Kansas City Chiefs) that the feat has occurred.

Marcus Sherels - Special Teams Player of the Week at CHI (11/1/15)
- Returned a punt 65 yards for a touchdown in the 1st quarter to give the Vikings a 7-3 lead against the Bears at Soldier Field.
- He also returned a punt 12 yards to kick-start the Vikings game-winning drive.
- Sherels averaged 25.7 yards on 3 returns and led the Vikings with 2 special teams tackles.

Linval Joseph - Defensive Player of the Week vs. STL (11/8/15)
- Joseph was credited with 10 tackles (7 solo), 0.5 sacks, 3 TFLs and 2 pressures in the victory.
- The 10 combined tackles from Joseph was tied for the most by a DT in a game that season.

Terence Newman - Defensive Player of the Week at OAK (11/15/15)
- Newman picked off 2 passes, the 6th time in his career that he recorded multiple INTs in a game.
- Had a career-high 5 passes defended and 4 tackles in the road win

Everson Griffen - Defensive Player of the Week at GB (1/3/16)
- Griffen totaled 2.0 sacks in the division-clinching victory.
- He forced a fumble on his 1st sack, which Captain Munnerylyn returned 55 yards for a TD.
- It is Griffen's 1st player of the week honor. Griffen was named the NFC Defensive Player of the Month for October in 2014.

Eric Kendricks - Defensive Player of the Week at TEN (9/11/16)
- Returned his 1st career INT 77 yards for his 1st career TD.
- Had 7 tackles, including 1 TFL, and added 1 PD in the road victory.

Stefon Diggs - Offensive Player of the Week vs. GB (9/18/16)
- Set career highs in receptions (9) and receiving yards (182).
- Scored on a 25-yard reception, his 1st TD of the 2016 season and 5th of his career.

Everson Griffen - Defensive Player of the Week at CAR (9/25/16)
- Tied career high with 3.0 sacks on Cam Newton
- Totaled 4 tackles and 3 TFLs, helping the Minnesota defense hold the league's No. 1 scoring offense to 10 points.

Xavier Rhodes - Defensive Player of the Week vs. AZ (11/20/16)
- Returned an INT 100 yards for TD, the longest INT return in team history.
- Totaled a career-best 2 INTs and 3 tackles in the win over Arizona.

Sam Bradford - Offensive Player of the Week vs. NO (9/11/17)
- Set a new career high in passer rating (143.0) after throwing for 346 yards, 3 TDs and 0 INTs on 27-for-32 passing.
- His 84.4 completion percentage was the 3rd-best completion mark in NFL history in a season opener.
- Became only the 3rd Vikings QB to pass for 300+ yards in Week 1
- Is the 1st Vikings QB to win NFC Player of the Week award since Brett Favre in 2009.

Kai Forbath - Special Teams Player of the Week vs. BAL (10/22/17)
- Set a career high with 6 FGs, going a perfect 6 for 6 on FGs of 52, 51, 43, 43, 34 and 32 - his only career game with multiple 50+ yard FGs.
- Totaled a career high 18 points.

VIKINGS TEAM NOTES

FIRST ROUND FOCUS

The Vikings feature 11 players on the roster who entered the NFL as 1st-round draft choices, 7 of which were selected by the Vikings.

VIKINGS 1ST-ROUND TALENTS

PLAYER, TEAM	SEASON, SELECTION
Terence Newman, Dallas	2003, #5
Sam Bradford, St. Louis	2010, #1
Michael Floyd, Arizona	2012, #13
Riley Reiff, Detroit	2012, #23
Harrison Smith, Minnesota	2012, #29
Sharrif Floyd, Minnesota	2013, #23
Xavier Rhodes, Minnesota	2013, #25
Anthony Barr, Minnesota	2014, #9
Teddy Bridgewater, Minnesota	2014, #32
Trae Waynes, Minnesota	2015, #11
Laquan Treadwell, Minnesota	2016, #23

ALOHA VIKINGS

The Vikings have 9 players who have earned a combined 13 Pro Bowl honors.

PRO BOWL BERTHS AMONG VIKINGS

PLAYER	SEASONS
Terence Newman, CB, 2 (Dallas)	2007, '08
Kyle Rudolph, TE, 1	2012
Everson Griffen, DE, 2	2015, '16
Harrison Smith, S, 2	2015, '16
Anthony Barr, LB, 2	2015, '16
Teddy Bridgewater, QB, 1	2015
Latavius Murray, RB, 1 (Oakland)	2015
Linval Joseph, DT, 1	2016
Xavier Rhodes, CB, 1	2016

SUPER MEN

The Vikings have 3 players and 5 coaches who have been in the Super Bowl, including Head Coach Mike Zimmer, who helped Dallas claim Super Bowl XXX.

VIKINGS WITH SUPER BOWL EXPERIENCE

PARTICIPANT, TEAM	SUPER BOWL
Mike Zimmer, Dallas (coach)	XXX vs. Pittsburgh
Jerry Gray, Tennessee (coach)	XXXIV vs. St. Louis
Adam Zimmer, New Orleans (coach)	XLIV vs. Indianapolis
Linval Joseph, NY Giants (player)	XLVI vs. New England
Mark Ureyama, San Francisco (coach)	XLVII vs. Baltimore
Clancy Barone, Denver (coach)	XLVIII vs. Seattle; 50 vs. Carolina
Mike Remmers, Carolina (player)	50 vs. Denver
Michael Floyd, New England (player)	LI vs. Atlanta

4 QUARTERS OR MORE

The Vikings are 3-1 in OT games under Mike Zimmer and have gone 5-1-1 in the past 6 OT games.

Vikings Recent OT Games

Game	Score
11/6/16 vs. Detroit	16-22 L
11/8/15 vs. St. Louis	21-18 W
12/7/14 vs. NY Jets	30-24 W
10/26/14 at Tampa Bay	19-13 W
12/1/13 vs. Chicago	23-20 W
11/24/13 at Green Bay	26-26 T
9/9/12 vs. Jacksonville	26-23 W

TEAM RECORDS SINCE 1970 MERGER

The Vikings **415 wins** since the 1970 AFL-NFL merger rank 6th in the NFL over that span and trail only behind Dallas in the NFC. The Vikings have won 17 Division titles since the 1970 season, the 5th-most among NFL teams, and have made 26 playoff appearances, the 3rd-most in the NFL and 2nd in the NFC behind only Dallas.

Wins by NFL teams since the 1970 AFL-NFL merger

Team	Wins
1) Pittsburgh	454
2) Dallas	432
3t) Denver	429
3t) Miami	429
5) New England	423
6) Minnesota	415
7) San Francisco	404

Playoff berths by NFL teams since the 1970 AFL-NFL merger

Team	Playoffs
1) Pittsburgh	29
2) Dallas	28
3) Minnesota	26
4) San Francisco	24

Division titles by NFL teams since the 1970 AFL-NFL merger

Team	Playoffs
1) Pittsburgh	22
2) San Francisco	19
3) Dallas	19
4) New England	18
5) Minnesota	17

HOME FIELD ADVANTAGE

The Vikings were 5-3 at U.S. Bank Stadium in the inaugural season in 2016 and **5-1 in 2017**. The Vikings began a 2-year stint at TCF Bank Stadium in 2014 hoping to continue the strong home record they have held throughout their history. The Vikings finished 11-6 (11-5 in 2014-15) in their 17 regular season games at TCF Bank Stadium. The Vikings have amassed the 3rd-most home wins by an NFL team since the 1970 AFL-NFL merger. The club moved from Metropolitan Stadium following the 1981 season, playing at Mall of America Field at HHH Metrodome starting in 1982. The Vikings played 260 regular season and playoff games indoors, notching a 168-92 record at the Dome. In 2010 the team endured the loss of the final 2 home games of the season following the collapse of the Dome roof due to heavy snows and blizzard conditions. The Vikings played "host" to the NY Giants at Detroit's Ford Field and played the regular season home finale at TCF Bank Stadium on the University of Minnesota campus when Chicago visited for a Monday Night Football matchup on 12/20/10. The game was 29 years to the day since the last outdoor Vikings game in Minnesota, the finale at Met Stadium on 12/20/81 against KC.

Home records of NFL teams since the 1970 AFL-NFL merger

Team	Wins
Pittsburgh	266-102-1
Denver	257-110-4
Minnesota	248-122-1
Miami	243-125-1
Dallas	241-130
New England	239-131
Green Bay	234-131-6
San Francisco	222-145-3

Vikings best home records- regular season

Team	Record
1989	8-0
1998	8-0
2009	8-0
1969	7-0
1970	7-0
1973	7-0
1975	7-0

VIKINGS OFFENSE NOTES

BRIDGEWATER BATTLES BACK



Teddy Bridgewater returned to the Vikings 53-man roster in the week leading into the game at Washington (11/12/17) after suffering a knee injury prior to the start of the 2016 regular season. Bridgewater was activated off the PUP list on 11/8/17 and dressed for the Washington game. His last game action was the 2015 Wild Card playoff game against Seattle (1/10/16) at TCF Bank Stadium.

Bridgewater led the Vikings to their last playoff appearance and went 11-5 as the starter for all 16 games in 2015, his 2nd season in the NFL. The former

1st-round pick, #32 overall, has 29 career games with 28 starts under his belt. He was the 3rd QB selected in 2014 behind Blake Bortles (#3, Jacksonville) and Johnny Manziel (#22, Cleveland).

BRIDGEWATER'S CAREER PASSING

PASSING

Year	GP/GS	Att.	Cmp.	Pct.	Yards	TD	INT	LG	Sk/Yds	Rate	Rsh/Yd/TD
2014 (Min)	13/12	402	259	64.4	2,919	14	12	87t	39/249	85.2	47/209/1
2015 (Min)	16/16	447	292	65.3	3,231	14	9	52	44/307	88.7	44/192/3
Playoffs	1/1	24	17	70.8	146	0	0	24	3/21	86.5	3/0/0
2016 (Min)	injured reserve										
2017 (Min)	0/0										
Totals	29/28	849	551	64.9	6,150	28	21	87t	83/556	87.0	91/401/4
Playoffs	1/1	24	17	70.8	146	0	0	24	3/21	86.5	3/0/0

Record as Starter (regular/playoffs): 17-11/0-1; 6-6 in 2014, 11-5/0-1 in 2015.

BRIDGEWATER'S TOUCHDOWNS

GAME

Play	Yards
vs. Atlanta, 9/28/14	13 run
@ Buffalo, 10/19/14	4 pass to C. Patterson
@ Tampa Bay, 10/26/14	17 pass to G. Jennings
vs. Washington, 11/2/14	20 pass to C. Ford
@ Chicago, 11/16/14	7 pass to R. Ellison
vs. Green Bay, 11/23/14	22 pass to C. Johnson, 5 pass to G. Jennings
vs. Carolina, 11/30/14	4 pass to K. Rudolph, 17 pass to G. Jennings
vs. Jets, 12/7/14	56 pass to C. Johnson, 87 pass to J. Wright
@ Detroit, 12/14/14	8 pass to G. Jennings
@ Miami, 12/21/14	21 pass to G. Jennings, 8 pass to J. Wright
vs. Chicago, 12/28/14	44 pass to A. Thielen
vs. Detroit, 9/20/15	5 pass to K. Rudolph, 1 run at Denver, 10/4/15
vs. Kansas City, 10/18/15	4 pass to K. Rudolph
at Detroit, 10/25/15	1 pass to K. Rudolph, 36 pass to S. Diggs
at Chicago, 11/1/15	40 pass to S. Diggs
vs. St. Louis, 11/8/15	6 run at Oakland, 11/15/15
vs. Green Bay, 11/22/15	47 pass to K. Rudolph
at Arizona, 12/10/15	7 pass to M. Wallace
vs. Chicago, 12/20/15	15 pass to S. Diggs, 17 pass to J. McKinnon,
vs. NY Giants, 12/27/15	33 pass to S. Diggs, 21 run, 4 pass to Z. Line
Total	32 (28 passing, 4 rushing)

BRIDGEWATER'S 2-POINT CONVERSIONS

GAME	Play
vs. Atlanta, 9/28/14	pass to R. Ellison
vs. Green Bay, 11/23/14	pass to C. Johnson
vs. St. Louis, 11/8/15	run (scored TD on 6-yd run and scored 2-pt conv. on same drive)
Total	3 (2 passing, 1 rushing)

Longest Pass Plays in Vikings History

Player, Game	Yards
Gus Frerotte to Bernard Berrian, vs. Chicago (10/30/08)	99t
Fran Tarkenton to Charley Ferguson, at Chicago (11/11/62)	89t
Teddy Bridgewater to Jarius Wright, vs. NYJ (12/7/14)	87t
Gus Frerotte to Bernard Berrian, vs. Detroit (10/12/08)	86t
Warren Moon to Qadry Ismail, vs. Detroit (9/10/95)	85t
Joe Kapp to Gene Washington, vs. St. Louis (10/8/67)	85t

Longest Game-Winning Passes in Vikings History

Player, Game	Yards
Teddy Bridgewater to Jarius Wright, vs. NYJ (12/7/14)	87t
Warren Moon to Cris Carter, vs. Chicago (12/1/94)	65t

Vikings QBs with 4 Passing TDs & 1 Rushing TD in a Game

Player, Game	Record
Teddy Bridgewater, vs. Chicago (12/20/15)	W 38-17
Fran Tarkenton, vs. Chicago (9/17/61)	W 37-13

Vikings Passer Rating in a Game

Player, Game	Rating
Gus Frerotte, vs. San Francisco (9/28/03)	157.2
Teddy Bridgewater, vs. Chicago (12/20/15)	154.4
Warren Moon, vs. New Orleans (11/19/95)	152.9

Vikings Completion % in a Game

Player, Game	%
Brett Favre, vs. Seattle (10/22/09)	88.0 (22-25)
Brett Favre, at Detroit (9/20/09)	85.2 (23-27)
Teddy Bridgewater, vs. Chicago (12/20/15)	85.0 (17-20)

Vikings Completion % in a Season

Player, Season	%
Sam Bradford, 2016	71.6 (395-552)
Daunte Culpepper, 2004	69.2 (379-548)
Brett Favre, 2009	68.4 (363-531)
Teddy Bridgewater, 2015	65.3 (292-447)

Vikings Career 100+ Passer Rating Games

Player	100+ Games
Fran Tarkenton	40
Daunte Culpepper	30
Tommy Kramer	16
Brad Johnson	12
Brett Favre	11
Wade Wilson	10
Randall Cunningham	9
Sam Bradford	9
Teddy Bridgewater	8

TRADE BRINGS BRADFORD ABOARD



Sam Bradford entered his 2nd season with the Vikings in 2017 with a record-setting performance in the season opener vs. New Orleans on Monday Night Football. Bradford helped the Vikings offense produce a 300-yard passer, a 100-yard rusher and a 100-yard receiver for the 1st time in franchise history on opening day. Bradford broke the 100-TD passing plateau in the opener and notched his career-high with a 143.0 passer rating. **Bradford went on Injured Reserve on 11/8/17.**

All-Time NFL Passing Completion % in a Season

Player	Completion %
Sam Bradford, Minnesota, 2016	71.6
Drew Brees, New Orleans, 2011	71.2

Bradford Career-High Passer Rating Games

Game	Rating
vs. New Orleans, 9/11/17	143.0
at Houston, 10/13/13	134.6
vs. Houston, 10/9/16	123.1
at Washington, 10/4/15	122.6
vs. Green Bay, 9/18/16	121.2

Vikings Top Completion % Seasons

QB, Season	Completion %
Sam Bradford, 2016	71.6 (395-552)
Daunte Culpepper, 2004	69.2 (379-548)
Brett Favre, 2009	68.4 (363-531)

Vikings Single-Season Passer Rating

QB, Season	Rating
Daunte Culpepper, 2004	110.9
Brett Favre, 2009	107.2
Randall Cunningham, 1998	106.0
Sam Bradford, 2016	99.3

VIKINGS OFFENSE NOTES

NEW LOOK LINE

The offensive line looks much different in 2017 than it did the previous season. The Vikings added veteran free agents LT Riley Reiff (Detroit) and RT Mike Remmers (Carolina) and shuffled their interior line positions. The revamped unit helped the Vikings amass 470 yards of offense in the season opener vs. New Orleans (9/11/17) and paved the way for the Vikings to have a 100-yard rusher, 100-yard receiver and a 300-yard passer in a season opener for the 1st time in team history. **Elflein became only the 2nd rookie center in team history to start the season opener when he got the call against New Orleans (9/11/17), he joins only Hall of Famer Mick Tingelhoff in 1962 to achieve the feat.**

2017 Vikings Offensive Line Starters and Experience

Player, Position	Career GP/GS	2017
Riley Reiff, LT*^	89/81	12/12
Nick Easton, LG^	20/14	9/9
Pat Elflein, C*^	12/12	12/12
Joe Berger, RG^	141/80	12/12
Mike Remmers, RT^	46/45	8/8
Jeremiah Sirles, T/G	26/13	10/2
Rashod Hill, T	9/4	8/4
Danny Isidora, G*	3/1	3/1
Aviante Collins, T*	2/0	2/0

*-1st season with Vikings; ^- 2017 regular starter

2017 NFL Sacks Allowed

Team	Sacks
LA Chargers	13/436
Minnesota	14/404

2017 NFL 3rd-Down Conversions

Team	3rd Down %
Minnesota	46.0
Philadelphia	45.9

2017 NFL 20+ Yard Rushes

Team	20+ Runs
Philadelphia	17
New Orleans	15
Minnesota	13

2017 NFL Fewest Giveaways

Team	Giveaways (INT/FR)
New England	8 (4/4)
Kansas City	8 (6/2)
Minnesota	10 (5/5)
LA Chargers	10 (7/3)

2017 NFL Fewest 3-and-out Drives

Team	3-and-outs/total drives/%
Pittsburgh	20/135/14.8%
New England	22/129/17.1%
Minnesota	23/134/17.2%

Vikings Offense 2016-2017 Comparison Through 12 Games


Season	Pass Att/Sacks
2016	428/28
2017	404/14

Season	Rush Att/Yds/Avg./YPG/TDs
2016	294/869/3.0/72.4/7
2017	377/1,474/3.9/122.8/12

KEENUM'S TOUCHDOWNS

GAME	Touchdowns
at Kansas City, 10/20/13	29 pass to D. Hopkins
vs. Indianapolis, 11/3/13	62 pass to A. Johnson, 41 pass to A. Johnson, 5 pass to A. Johnson
at Arizona, 11/10/13	7 pass to A. Johnson, 2 pass to R. Griffin, 5 pass to A. Johnson
vs. Oakland, 11/17/13	42 pass to G. Graham
vs. New England, 12/1/13	5 run at Jacksonville, 12/5/13
at Baltimore, 11/22/15	30 pass to L. Kendrick
vs. Tampa Bay, 12/17/15	17 pass to T. Austin, 60 pass to K. Britt
at Seattle, 12/27/15	28 pass to K. Britt
at Tampa Bay, 9/25/16	44 pass to B. Quick, 43 pass to T. Austin
at Arizona, 10/2/16	65 pass to B. Quick, 4 pass to B. Quick
at Detroit, 10/16/16	20 pass to K. Britt, 1 run, 15 pass to L. Kendrick, 9 pass to K. Britt
vs. NY Giants, 10/23/16	10 pass to T. Austin
vs. Carolina, 11/6/16	10 pass to K. Britt
vs. Tampa Bay, 9/24/17	2 pass to J. Wright, 17 pass to S. Diggs, 59 pass to S. Diggs
at Chicago, 10/9/17	13 pass to K. Rudolph
vs. Green Bay, 10/15/17	27 pass to J. McKinnon
at Cleveland, 10/29/17 (London)	18 pass to A. Thielen, 4 pass to K. Rudolph
at Washington, 11/23/17	3 pass to S. Diggs, 7 pass to A. Thielen, 1 pass to D. Moragn, 7 pass to J. Wright
vs. Los Angeles, 11/29/17	65 pass to A. Thielen
at Detroit, 11/23/17	1 pass to K. Rudolph, 9 run, 22 pass to K. Rudolph
at Atlanta, 12/3/17	2 pass to J. McKinnon, 6 pass to K. Rudolph
Total	43 (40 passing, 3 rushing)

KEENUM KEEPS CLIMBING



Veteran **Case Keenum** has amassed an **8-2 record** as the Vikings starter in 2017 and has shattered Vikings records along the way. Keenum began his NFL career with the Houston Texans as a rookie free agent in 2012, spending the season on the practice squad before moving into the starters role midway through the 2013 season and opened 8 games. Following a 2015 trade to the Rams, Keenum went on to serve as a captain in 2016 for the relocated LA Rams and started 9 games for the team that season.

Keenum Career-Best Passing Yardage Days

Game	Yards
vs. Tampa Bay, 9/24/17	369 (W, 34-17)
vs. Indianapolis, 11/3/13	350 (L, 24-27)
at Detroit, 10/16/16	321 (L, 28-31)

Keenum Career-Best Passer Rating Days (min 20 attempts)

Game	Rating
vs. Tampa Bay, 9/24/17	142.1 (W, 34-17)
at Detroit, 10/16/16	126.7 (L, 28-31)
vs. Indianapolis, 11/3/16	123.4 (L, 24-27)
at Detroit, 11/23/17	121.8 (W, 30-23)
at Atlanta, 12/3/17	120.4 (W, 14-9)
at Washington, 11/12/17	117.0 (W, 38-30)
at Arizona, 10/2/16	111.3 (W, 17-13)
at Kansas City, 10/20/13	110.6 (L, 16-17)
at Chicago, 10/9/17	110.3 (W, 20-17)

2017 NFL Fewest Sacks (minimum 200 attempts)

Player	Sacks/Attempts
Case Keenum, Minnesota	9/360
Philip Rivers, LA Chargers	13/431

Vikings Most Games in a Season without a Sack (minimum 20 attempts)

Player	Games Not Sacked
Case Keenum, 2017	6
Bradford, 2016; Cunningham, 1998	4
Gannon, 1991; Tarkenton, 1972	4

Vikings Most Games in a Season Without a Sack or Interception

Player	Games w/out Sack or INT
Case Keenum, 2017	3
Brett Favre, 2009; Fran Tarkenton, 1972	3

Vikings Most Consecutive Games with 100+ Passer Rating

Player	Consecutive Games w/100+ Rating
Case Keenum, 2017 (11/12-12/3/17)	4
Brett Favre, 2009 (11/1-11/29/09)	4
Daunte Culpepper, 2004 (9/26-10/24/04)	4

Vikings Most Consecutive Passing Completions

Player	Consecutive Completions
Tommy Kramer, at Green Bay (11/11/79)	16
Case Keenum, at Atlanta (12/3/17)	15

KEENUM'S CAREER PASSING

PASSING

Year	GP/GS	Att.	Cmp.	Pct.	Yards	Yds/Att	TD	INT	LG	Sk/Yds	Rtg
2013 (Hou)	8/8	253	137	54.2	1,760	7.0	9	6	66	19/201	78.2
2014 (Hou)	2/2	77	45	58.4	435	5.6	2	2	35	3/15	72.2
2015 (StL)	6/5	125	76	60.8	828	6.6	4	1	60t	4/28	87.7
2016 (LAR)	10/9	322	196	60.9	2,201	6.8	9	11	65t	23/140	76.4
2017 (Min)	11/10	360	243	67.5	2,703	7.5	16	5	65t	9/74	98.6
Totals	37/34	1,137	697	61.3	7,927	7.0	40	25	66	58/458	84.8

Record as Starter (regular/playoffs): 17-17; 0-8 in 2013, 2-0 in 2014, 3-2 in 2015, 4-5 in 2016, 8-2 in 2017.

SINGLE-GAME CAREER HIGHS (bold marks set/tied with Vikings)

Attempts	53	vs. New York Giants, 10/23/16
Completions	32	vs. New York Giants, 10/23/16
Passing Yards	369	vs. Tampa Bay, 9/24/17
Passing TDs	4	at Washington, 11/12/17
Interceptions	4	vs. New York Giants, 10/23/16
Passer Rating (min. 20)	142.1	vs. Tampa Bay, 9/24/17
Completion Percentage	84.4	at Detroit, 10/16/16
Long Pass	66	vs. New England, 12/1/13
Rushes	6	vs. Jacksonville, 12/28/14; vs. Tampa Bay, 9/24/17
Rush Yards	26	vs. Indianapolis, 11/3/13
Rushing TD	1	vs. New Eng., 10/1/13; at Detroit, 10/16/16; at Detroit, 11/23/17
Long Rush	22	vs. Indianapolis, 11/3/13; at Chicago, 10/9/17

VIKINGS OFFENSE NOTES

DIGGS THIS



Vikings WR Stefon Diggs tied the Vikings record for fewest games to reach 100 receptions, achieving the feat in 20 games. Diggs set a Vikings record for most receptions in consecutive games with 26 in 2016 (13 vs. Detroit, 13 at Washington). His 13 catches in back to back weeks marks the 1st time in NFL history a player has had 13+ catches consecutively.

Vikings All-Time Receptions in a Game

Player, Game	Catches
Rickey Young (RB), at New England, 12/16/79	15
Cris Carter, at Arizona, 10/2/94	14
Stefon Diggs, Minnesota vs. Detroit (11/6/16)	13
Stefon Diggs, Minnesota at Washington (11/13/16)	13

Diggs' Career 100-Yard Games

Game	Rec/Yds/TD
vs. Kansas City, 10/18/15, W 16-10	7/129/0
at Detroit, 10/25/15, W 28-19	6/108/1
at Tennessee, 9/11/16, W 25-16	7/103/0
vs. Green Bay, 9/18/16, W 17-14	9/182/1
at Washington, 11/13/16, L 20-26	13/164/0
vs. Tampa Bay, 9/24/17, W 34-17	8/173/2

Vikings Fewest Games to Reach 200 Receptions

Player, Seasons	Games
Randy Moss, 1998-2000	42
Percy Harvin, 2009-11	42
Rickey Young, 1978-80	44
Chuck Foreman, 1973-76	47
Ahmad Rashad, 1976-79	50
Cris Carter, 1990-93	52
Stefon Diggs, 2015-17 (currently 178 receptions)	35

Vikings Receptions in First 3 Seasons (*-joined Vikings as rookie)

Player, Seasons	Catches
Randy Moss (WR), 1998-2000*	226
Rickey Young (RB), 1978-80	224
Percy Harvin (WR), 2009-11*	218
Jermaine Wiggins (TE), 2004-06	186
Stefon Diggs (WR), 2015-17*	Currently 178
Ted Brown (RB), 1979-81*	176
Amp Lee (RB), 1994-96*	170
Ahmad Rashad (WR), 1976-78	170
Chuck Foreman (RB), 1973-75*	163
Cris Carter (WR), 1990-92	152
Sammy White (WR), 1976-78*	145

Vikings 100 Yd Receiver/100 Yd Rusher/300 Yd Passer in a Game

Players (rec yds, rush yds, pass yds), Game
J. Senser (101), T. Brown (129), S. Dils (361), vs. Tampa Bay, 11/9/81 (L)
A. Rashad (151), T. Brown (108), T. Kramer (330) vs. Atlanta, 11/23/81 (L)
D. Nelson (138), D. Nelson (119), S. Dils (303) vs. Green Bay, 11/13/83 (L)
J. Reed (127), T. Allen (113), W. Moon (326), vs. Miami, 9/25/94 (W)
R. Moss (122), R. Smith (107), R. Cunningham (309), vs. Chicago, 10/19/99 (L)
C. Carter (136), R. Moss (127), R. Smith (104), J. George (363), vs. S.D., 11/28/99 (W)
C. Carter (119), R. Moss (104), R. Smith (117), D. Culpepper (302) vs. AZ, 11/12/00 (W)
C. Carter (138), R. Moss (106), R. Smith (103), D. Culpepper (357), vs. Car., 11/19/00 (W)
R. Moss (158), M. Bennett (113), T. Bouman (348), vs. Tennessee, 12/9/01 (W)
N. Burleson (134), M. Moore (109), D. Culpepper (425), vs. NO, 10/17/04 (W)
S. Rice (134), A. Peterson (133), B. Favre (344), vs. Detroit, 11/15/09 (W)
J. Wright (132), J. McKinnon (135), T. Bridgewater (317), vs. Atlanta, 9/28/14 (W)
A. Thielen (157), D. Cook (127), S. Bradford (346), vs. NO, 9/11/17 (W)*

*Season Opener

Vikings 50+ Yard Receptions in a Season

Player, Season	50+ Catches
Gene Washington, 1969	7
Randy Moss, 2000	6
Randy Moss, 1998	5
Randy Moss, 2001	4
Randy Moss, 1999	4
Kelly Campbell, 2003	4
Gene Washington, 1968	4
Gene Washington, 1967	4
Bernard Berrian, 2008	4
Sidney Rice, 2009	4
Stefon Diggs, 2017 currently with	2

A SPECIAL KIND OF THIELEN



WR Adam Thielen, a native of Detroit Lakes, MN and product of Minnesota State University (formerly Mankato State), has been making the most of his opportunities since he was signed as a rookie free agent following the rookie tryout camp and eventually landed a spot on the 2013 Vikings practice squad where he stayed all season. For his performance against Carolina in 2014, Thielen was recognized as the NFC Special Teams Player of the Week.

Thielen currently ranks #4 in the NFL and #2 in the NFC with 1,056 receiving yards. For his performance against Cleveland in London, Thielen was named the Man of the Match after a 98-yard day with his 1st TD of the season.

2017 NFL Receiving Yardage Leaders

Player, Team	Yds/Rec/TD
Antonio Brown, Pittsburgh	1,195/80/8
Julio Jones, Atlanta	1,039/66/3
Adam Thielen, Minnesota	1,056/74/3

2017 NFL 3rd-Down Reception Leaders

Player, Team	Rec
Keenan Allen, LA Chargers	29
Adam Thielen, Minnesota	25

2017 NFL 20+ Yard Reception Leaders

Player, Team	20+ Rec
Antonio Brown, Pittsburgh	22
DeAndre Hopkins, Houston	18
Adam Thielen, Minnesota	17
Robby Anderson, NY Jets	17
Travis Kelce, Kansas City	17

Vikings Single-Game Receiving Yards

Player, Game	Yards
Sammy White, vs. Detroit, 11/7/76	210
Randy Moss, at Chicago, 11/14/99	204
Paul Flatley, at San Francisco, 10/24/65	202
Adam Thielen, at Green Bay, 12/24/16	202
Sidney Rice, vs. Detroit, 11/15/09	201
Randy Moss, at Green Bay, 10/5/98	190
Anthony Carter, vs. Detroit, 11/6/88	188
Anthony Carter, at Dallas, 11/26/87	184
Stefon Diggs, vs. Green Bay, 9/18/16	182

Thielen's Touchdowns

Game	Play
vs. Carolina, 11/30/14	30t blocked punt return
vs. Chicago, 12/28/15	44t pass from T. Bridgewater
vs. Houston, 10/9/16	36t pass from S. Bradford
at Washington, 11/13/16	3t pass from S. Bradford
vs. Arizona, 11/20/16	16t pass from S. Bradford
at Green Bay, 12/24/16	71t pass, 8t pass from S. Bradford
at Cleveland, 10/29/16 (London)	18 pass from C. Keenum
at Washington, 11/12/17	7 pass from C. Keenum
vs. Los Angeles, 11/19/17	65 pass from C. Keenum

Thielen's 100-Yard Days

Game	Yds/Rec/TD
at Green Bay, 12/24/16	202/12/2
at Washington, 11/12/17	166/8/1
vs. New Orleans, 9/11/17	157/9/0
vs. Houston, 10/9/16	127/7/1
vs. Los Angeles, 11/19/17	123/6/1
at Jacksonville, 12/11/16	101/4/0

Vikings Most Receiving Yards Through 11 Games


Player, Season	Yards
Randy Moss, 2003	1,079
Randy Moss, 2000	1,026
Jake Reed, 1996	1,017
Adam Thielen, 2017	1,005

Rushing Yards in a Game by Vikings WRs

Player, Game	Yards
Cordarrelle Patterson, at St. Louis, 9/7/14	102
Adam Thielen, at Green Bay, 1/3/16	67
Percy Harvin, at Kansas City, 10/2/11	67

VIKINGS OFFENSE NOTES

RUDOLPH THE RED ZONE REINDEER



Kyle Rudolph became the 6th Vikings TE to break the 100-yard mark receiving in a game and his 106 yards vs. Green Bay rank 6th by a Vikings TE. The 2012 Pro Bowl MVP set a new Vikings record for career TDs by a TE with 29 and tied the Vikings record for a TE with 11 receptions in the 2016 regular season finale. Rudolph scored the 1st Vikings TD in U.S. Bank Stadium during the home opener against Green Bay (9/18), catching an 8-yard TD pass from Sam Bradford.

His 13 TDs in 2016-17 is tied for 2nd by NFL TEs.

2016-17 NFL TD Receptions by TEs

Player, Team	TDs
Jimmy Graham, Seattle	15
Cameron Brate, Tampa Bay	14
Kyle Rudolph, Minnesota	13

2017 NFL Red Zone Receptions

Player, Team	RZ Receptions
Jimmy Graham, TE, Seattle	14
Kyle Rudolph, TE, Minnesota	12
Davante Adams, WR, Green Bay	12

Vikings Career TD Receptions

Player	TDs
Cris Carter, WR	110
Randy Moss, WR	92
Anthony Carter, WR	52
Sammy White, WR	50
Kyle Rudolph, TE	35
Ahmad Rasahd, WR	34
Jake Reed, WR	33

Vikings Single-Season TD Receptions by TEs

Player	TDs
Visanthe Shiancoe, 2009	11
Kyle Rudolph, 2012	9
Joe Senser, 1981	8
Kyle Rudolph, 2016	7
Visanthe Shiancoe, 2008	7
Joe Senser, 1980	7
Kyle Rudolph, 2017	6
Steve Jordan, 1986	6

Vikings Single-Game Receptions by TEs

Player, Game	Rec
Kyle Rudolph, vs. Chicago, 1/1/17	11
Joe Senser, vs. Green Bay, 11/29/81	11
Joe Senser, vs. NY Jets, 12/26/82	10
Jim Kleinsasser, at St. Louis, 11/30/03	10
Jermaine Wiggins, at Chicago, 10/16/05	10
Kyle Rudolph, at Detroit, 11/24/16	9
Kyle Rudolph, vs. Carolina, 10/13/13	9
Andrew Glover, vs. New Orleans, 11/8/98	9

Vikings Single-Game Receiving Yards by TEs

Player, Game	Yards
Steve Jordan, at Washington, 11/2/86	179
Visanthe Shiancoe, vs. Atlanta, 12/21/08	136
Gordon Smith, at San Francisco, 11/26/61	123
Kyle Rudolph, vs. Chicago, 1/1/17	117
Joe Senser, vs. NY Jets, 12/26/82	115
Steve Jordan, vs. Green Bay, 9/28/86	112
Kyle Rudolph, vs. Green Bay, 11/22/15	106

Vikings Season Receptions by TEs

Player	Receptions
Kyle Rudolph, 2016	83
Joe Senser, 1981	79

Vikings Career Receptions

Player	Receptions
Cris Carter, WR	1,004
Randy Moss, WR	587
Steve Jordan, TE	498
Anthony Carter, WR	478
Jake Reed, WR	413
Ahmad Rashad, WR	400
Sammy White, WR	393
Ted Brown, RB	339
Chuck Foreman, RB	336
Kyle Rudolph, TE	315

RUNNING BACKS TO THE FRONT



The Vikings have depth and experience in the offensive backfield with former Pro Bowler Latavious Murray who came to Minnesota as a free agent in 2017 and Jerick McKinnon, a 3rd-round pick in 2014 by the Vikings. The veteran duo will be relied on more with the absence of the team's leading rusher-rookie Dalvin Cook. The Vikings RB group suffered a setback during the Detroit game (10/1/17) when Cook was lost of the season with a knee injury. Murray was a Pro Bowler for Oakland in 2015 when he broke the 1,000-yard mark for the Raiders with 1,066 yards and a 4.0 yard average. A presence catching the ball, Murray had a career-high 41 catches in 2015 and followed it up with 33 receptions in 2016.



McKinnon led the 2016 Vikings with 539 yards rushing and set a career-high with 43 receptions, 35 of those coming in the second half of the season, ranking 3rd among all NFL RBs over that span. Cook was only the 4th Vikings rookie RB to start the season opener, joining Michael Bennett (2001), D.J. Dozier (1987) and Darrin Nelson (1982).

Vikings Rushing Comparison Through 12 Games - 2016 to 2017

Season	Rush Att/Yds/Avg./YPG/TDs
2016	380/1,205/3.1/75.3/9
2017	377/1,474/3.9/122.8/12

2017 NFL Scrimmage Yards by RB Groups

Team	Scrimmage Yards by RBs
New Orleans	2,547
New England	2,098
Jacksonville	2,086
Minnesota	1,839

Most Vikings Players to Score a TD in a Game

Players, Game

6 - Chuck Foreman (2), Steve Craig (1), John Gilliam (1), Ed Marinaro (1), Sam McCullum (1), Stu Voigt (1) vs. Houston, 10/13/74
 6 - Gene Washington (2), John Beasley (1), Bob Grim (1), Kent Kramer (1), Jim Lindey (1), Dave Osborn (1) vs. Baltimore, 9/28/69
5 - Latavious Murray (1), Adam Thielen (1), Jarius Wright (1), David Morgan (1), Stefon Diggs (1) at Washington, 11/12/17
 5 - Sidney Rice (1), Darren Sharper (1), Chester Taylor (1), Dwight Smith (1), Chad Greenway (1) at NY Giants, 11/25/07

Murray's 100-Yard Games

GAME	Att/Yds/TD
vs. Kansas City, 11/20/14	4/112/2
at Cleveland, 9/27/15	26/139/1
vs. NY Jets, 11/1/15	20/113/0
vs. Denver, 11/6/16	20/114/3
at Kansas City, 12/8/16	22/103/1
vs. Baltimore, 10/22/17	18/113/1

McKinnon's 100-Yard Games

GAME	Att/Yds/TD
vs. Atlanta, 9/28/14	18/135/0
at Buffalo, 10/19/14	19/103/0

McKinnon's Career-Best Receiving Seasons

Season/Games	Rec/Yds/TDs
2016	43/255/2
2017	28/203/1

McKinnon's Career-High Scrimmage Yardage Games

GAME	Rush Yds/Rec Yds/Total
vs. Atlanta, 9/28/14	135/17/152
at Chicago, 10/9/17	95/51/146

Vikings Career 50+ Yard Runs

Player	50+ Runs
Adrian Peterson	23
Robert Smith	12
Tommy Mason	4
Michael Bennett	4
Jerick McKinnon	3

Vikings Rookie Rushing Yards After 3 Games to Start Season

Player, Year	Yards
Dalvin Cook, 2017	288
Adrian Peterson, 2007	271
Chuck Foreman, 1973	231

VIKINGS DEFENSE NOTES

TURNING OVER A NEWMAN LEAF



Veteran DB Terence Newman is in his 15th NFL season in 2017 and celebrated his 39th birthday on September 4 heading into the regular season opener. Newman has the 2nd-most career INTs by an active NFL player. **Newman's 217 games played ranks among the active leaders in the NFL.**


Interception Leaders Among Active Players

Player, Team	INTs
DeAngelo Hall, Washington	43
Terence Newman, Minnesota	41

Career Games by Active NFL Position Players (excluding specialists)

Player	Games
Tom Brady	249
Julius Peppers	246
Drew Brees	245
Jason Witten	235
Terence Newman	217
Antonio Gates	216

MR. SMITH GOES TO THE ENDOZONE



Vikings S Harrison Smith set the Vikings record with his 4th career INT return TD vs. NY Giants (12/27/15) on the night the club clinched a playoff spot. The INT marked the 2nd time during 2015 that Smith snared an INT off a Manning, having picked Peyton Manning at Denver (10/2/15).

At Chicago (10/9/16) on Monday Night Football, Smith snared an INT off Bears QB Mitch Trubisky late in the game to set up the Vikings' game-winning FG.

Vikings Career INT-return TDs

Player	TDs/INTs
Harrison Smith	4/15
Darren Sharper	3/18
Jimmy Hitchcock	3/9
Dewayne Washington	3/10
Audray McMillian	3/19
Joey Browner	3/37
Bobby Bryant	3/51
Ed Sharockman	3/40
Rip Hawkins	3/12

Smith's INT-Return TDs

Game	Play
vs. Arizona, 10/21/12	31t INT Return off John Skelton
vs. Chicago, 12/9/12	56t INT Return off Jay Cutler at St. Louis, 9/7/14
81t INT Return off Austin Davis vs. NY Giants, 12/27/15	35t INT return off Eli Manning

Vikings Career Sacks by a DB

Player, Seasons	Sacks
Joey Browner, 1983-91	9.5
Harrison Smith, 2012-17	9.0
Robert Griffith, 1994-01	7.5
Karl Kassulke, 1963-72	7.5

Vikings Career INT Returns of 50+ Yards

Player	50+ Returns
Harrison Smith, 2012-17	3 (56t, 81t, 52)
Charlie West, 1968-73	3 (89, 54, 50)

GETTING DEFENSIVE

The Vikings defense ranks at the top of the NFL in 3rd-down conversions allowed and among the leaders in TDs allowed.

2017 NFL 3rd-Down Conversions Allowed

Team	3rd Down % (Made/Att)
Minnesota	27.0% (40/147)
Denver	30.2% (48/159)

2017 NFL Offensive Touchdowns Allowed

Team	TDs Against
Jacksonville	16
Minnesota	18
Cincinnati	19

2017 NFL Opponent 20+ Yard Plays Allowed

Team	20+ Yd Plays (rushes/passes)
Tennessee	29 (1/28)
Minnesota	30 (2/28)
Philadelphia	32 (5/27)

2017 NFL Rushing Yards per Game Allowed

Team	Rush Yds P/G Allowed
Philadelphia	68.1
Minnesota	77.7

RHODES WORK



CB Xavier Rhodes set a Vikings record with the longest INT return in team history vs. Arizona (11/20/16). Rhodes earned his 1st Pro Bowl berth in 2016 and joins fellow defensive back safety Harrison Smith on the NFC squad. The duo are the 1st CB/S Vikings tandem to earn Pro Bowl honors since 1992.

2016-17 NFL Interception Leaders Among CBs

Player	INTs
Casey Hayward	11
Marcus Peters, Kansas City	9
Xavier Rhodes, Minnesota	7
Stephon Gilmore	7
Damarius Randall	7

2016 NFC Interception Leaders

Player	INTs
Dominique Rodgers-Cromartie, NY Giants	6
Xavier Rhodes, Minnesota	5
3 others tied with	5

Vikings Longest INT Returns

Player, Game	INT
Xavier Rhodes, vs. Arizona, 11/20/16	100t
Reggie Rutland, vs. LA Rams, 12/15/91	97t

NFL 100-Yard Plays in a Game

Players, Game	Plays
Xavier Rhodes, Cordarrelle Patterson, Minn. vs. Ariz.	100t INT, 104t KOR
Mike Gaechter, Amos Marsh, Dall. vs. Phil.	100t INT, 101t KOR

SHUTTING IT DOWN

The Vikings under Mike Zimmer have put pressure on opposing QBs and rank among the NFL leaders over the **2014-17 seasons with 155 sacks.**

2014-17 NFL Sacks

Team	Sacks
Carolina	165
Denver	161
Jacksonville	159
Pittsburgh	159
Minnesota	155

VIKINGS DEFENSE NOTES

KENDRICKS COMES UP BIG



The Vikings defense is currently ranked #11 in the NFL. In 2016, the defensive unit was led by Eric Kendricks' 126 tackles and he led the squad with 13 stops at Pittsburgh in Week 2. The Vikings defense returns with nearly the entire starting unit intact. The only player stepping into the starting lineup for the 1st time is rookie LB Ben Gedeon. In 2016, Kendricks scored his 1st career TD on a 77-yard INT return at Tennessee (9/11) and tied the 2nd-best day by a Vikings LB with 2.5 sacks at Green Bay (12/24/16).

Kendricks is 1 of 6 NFL players to record 4 Tackles

for Loss in a single game in 2017, achieving the feat in the 24-16 win vs. Baltimore (10/22/17).

Vikings Scoring Defensive TDs on FR and INT Same Game

Game
vs. Green Bay, 10/13/63 (L).....Roy Winston (26t FR) & Ed Sharockman (47t INT)
vs. Detroit, 12/11/71 (W).....Jim Lindsey (0t FR) & Roy Winston (29t INT)
vs. Tampa Bay, 11/8/92 (W).....Carlos Jenkins (25t FR) & Chris Doleman (27t INT)
at Pittsburgh, 9/24/95 (W).....Corey Fuller (12t FR) & Orlando Thomas (45t INT)
vs. Detroit, 10/8/06 (W).....Ben Leber (0t FR) and EJ Henderson (45t INT)
at Tennessee, 9/11/16 (W).....Danielle Hunter (24t FR) & Eric Kendricks (77t INT)

2016 NFL Longest Interception Returns

Player, Game **Return**
Xavier Rhodes, CB, Minnesota..... **100t**
Deion Jones, LB, Atlanta.....90t
Eric Kendricks, LB, Minnesota.....**77t**

Sacks in a Game by Vikings LBs

Player, Game **Sacks**
Lonnie Warwick, vs. Green Bay, 12/3/67..... 3.0
Broderick Thomas, vs. Tampa Bay, 12/3/95..... 2.5
Eric Kendricks, at Green Bay, 12/24/16.....**2.5**

QUARTERBACK HUNTER



DE Danielle Hunter joined rare company in the win at Carolina (9/25). He is only the 2nd Vikings player to notch a safety and have a fumble recovery for a TD in the same season, joining Jared Allen in 2009. Hunter led the Vikings with 12.0 sacks in 2016 and racked up 18.0 sacks in his opening 2 seasons, ranking among the all-time leaders in the category.

2015-17 NFL Sack Duos

Players, Team **Sacks**
Danielle Hunter/Everson Griffen, Minnesota..... **54.5**
Geno Atkins/Carlos Dunlap, Cincinnati.....53.5
Ryan Kerrigan/Preston Smith, Washington.....46.5
Von Miller/Shane Ray, Denver.....46.0

2016 NFL Sacks

Players, Team **Sacks**
Vic Beasley, Atlanta, LB.....14.5
Von Miller, Denver, LB.....13.5
Danielle Hunter, Minnesota..... **12.5**
Markus Golden, Arizona, LB.....12.5
Lorenzo Alexander, Buffalo, LB.....12.5

Vikings With FR TD and Safety in Same Season

Player, Season **Plays**
Jared Allen, 2009..... sack in EZ vs. Green Bay (10/5); 52t FR at St. Louis (10/11)
Danielle Hunter, 2016..... 24t FR at Tennessee (9/11); sack in EZ at Carolina (9/25)

Vikings All-Time Sacks in First 3 Seasons (*-began with Vikings as rookie)

Player, Seasons **Sacks**
Jared Allen, 2008-10.....40.0
Alan Page, 1967-69*.....28.5
Kevin Williams, 2003-05*.....26.5
Jim Marshall, 1961-63.....25.5
Keith Millard, 1985-87.....25.0
Danielle Hunter, 2015-17*.....**24.5**
Lance Johnstone, 2001-03.....22.5

NFL Sacks by 2015 rookies - 2015 to present

Player **Sacks**
Danielle Hunter, Minnesota, Drafted 3rd Rd (#88).....**24.5**
Vic Beasley, Atlanta, Drafted 1st Rd (#8).....23.5

GRIFFEN GRINDING



Vikings DE Everson Griffen is off to a fast start early in 2017, **ranking 4th in the NFL with 12.0 sacks**. Since the start of the 2014 season when Griffen took over as the starter at RDE for the Vikings **he has 40.5 sacks and ranks among the NFL leaders**. Griffen matched his career-high with 3.0 sacks at Carolina (10/3/17) in a win over the defending NFC champions. **Griffen had a sack in 8 consecutive games to open the 2017 season.**

2014-17 NFL Sacks

Player, Team **Sacks**
Von Miller, Denver, LB.....47.5
Ryan Kerrigan, Washington, LB.....43.0
Everson Griffen, Minnesota, DE.....**42.5**
Chandler Jones, Arizona, LB.....42.5
Justin Houston, Kansas City, LB.....42.0
J.J. Watt, Houston, DE.....39.5

2017 NFL Sacks

Player, Team **Sacks**
Demarcus Lawrence, Dallas, DE.....13.5
Chandler Jones, Arizona, LB.....13.0
Calais Campbell, Jacksonville, DE.....12.5
Everson Griffen, Minnesota, DE.....**12.0**
Joey Bosa, LA Chargers, DE.....11.5

Vikings Consecutive Games with 1.0+ Sack

Player, Season **Consecutive Games**
Everson Griffen, 2017..... **8**
Jim Marshall, 1969.....8
Jared Allen, 2011.....8

Vikings Career 12+ Sack Seasons

Player **12+ Sack Seasons**
Jared Allen.....4
John Randle.....3
Chris Doleman.....3
Carl Eller.....3
Everson Griffen..... **2**
Alan Page.....2

B-ROB BRINGS IT



Brian Robison was 3rd on the Vikings in 2016 with 7.0 sacks and has helped the Vikings defensive line notch 30.5 sacks as a unit, the #1 unit in the NFL ahead of Carolina (27.5). **His 169 career games played is 3rd among Vikings DEs, Carl Eller is 2nd with 209 and Jim Marshall holds record with 270.** Robison serves as a team captain in 2017, joining DE Everson Griffen and CB Terence Newman wearing the "C" on defense. **Robison tallied 1.0 sack vs. Green Bay (10/15/17).**

Minnesota Vikings Career Sacks


Team **Sacks**
Carl Eller.....130.0
Jim Marshall.....127.0
John Randle.....114.0
Alan Page.....108.5
Chris Doleman.....96.5
Jared Allen.....85.5
Doug Martin.....60.5
Everson Griffen..... **60.0**
Kevin Williams.....60.0
Brian Robison..... **57.0**
Henry Thomas.....56.0
Keith Millard.....53.0

Minnesota Vikings Career Games Played by DEs

Team **Sacks**
Jim Marshall.....270
Carl Eller.....209
Brian Robison..... **169**

VIKINGS DEFENSE/SPECIAL TEAMS NOTES

SHIFTY SHERELS



Marcus Sherels holds the Vikings career record with 5 punt return TDs, notching his 5th vs. Houston (10/9/16). **He broke the Vikings career punt return yardage record held by Leo Lewis since 1991.** A rookie free agent with the Vikings, Sherels began his NFL career as the longest of long shots in 2010 and earned a place in Vikings history as the club's best punt returner of all time.

Vikings Career Punt Return TDs

Player	PR TDs
Marcus Sherels.....	5
Mewelde Moore.....	2
David Palmer.....	2

2012-17 NFL PR TDs

Player	PR TDs
Marcus Sherels.....	5
Darren Sproles.....	4
Travis Benjamin.....	4

2012-17 NFL PRs of 20+ Yards

Player	PRs of 20+
Marcus Sherels.....	22
Antonio Brown.....	18
Dwayne Harris.....	18
Tavon Austin.....	18

Career Punt Returns of 50+ Yards in Vikings History

Player	50+ Returns
Marcus Sherels.....	7
David Palmer.....	4

Single Season Punt Return Average in Vikings History

Player, Season	Avg.
Marcus Sherels, 2013.....	15.2 (22/335)
Marcus Sherels, 2016.....	13.9 (17/292)
David Palmer, 1995.....	13.2 (26/342)

Career Punt Return Average in Vikings History

Player	Avg.
Marcus Sherels.....	10.6 (190/2,014)
Mewelde Moore.....	10.4 (74/768)

Career Punt Return Yards in Vikings History

Player	Yards
Marcus Sherels, 2011-17.....	2,014
Leo Lewis, 1981-91.....	1,812

Punt Return TDs in Vikings History

Player, Game	Yards
Marcus Sherels, vs. Houston (10/9/16).....	79t
Marcus Sherels, at Carolina (9/25/16).....	54t
Marcus Sherels, at Chicago (11/1/15).....	65t
Marcus Sherels, at NY Giants (10/21/13).....	86t
Marcus Sherels, at Detroit (9/30/12).....	77t
Bernard Berrian, at Arizona (12/14/08).....	82t
Mewelde Moore, vs. New England (10/30/06).....	71t
Mewelde Moore, at NY Giants (11/13/05).....	71t
Nate Burleson, at Indianapolis (11/8/04).....	91t
Randy Moss, at Kansas City (12/12/99).....	64t
David Palmer, at NY Giants (9/29/96).....	69t
David Palmer, at Detroit (11/23/95).....	74t
Leo Lewis, vs. Atlanta (11/22/87).....	78t
Charlie West, vs. Washington (11/3/68).....	98t
Billy Butler, vs. San Francisco (9/29/63).....	60t
Hugh McElhenny, at Chicago (12/17/61).....	81t

Longest Punt Returns in Vikings History

Player, Game	Yards
Charlie West, vs. Washington (11/3/68).....	98t
Nate Burleson, at Indianapolis (11/8/04).....	91t
Marcus Sherels, at NY Giants (10/21/13).....	86t
Bernard Berrian, at Arizona (12/14/08).....	82t
Hugh McElhenny, at Chicago (12/17/61).....	81t
Bob Grim, vs. NY Giants, 11/5/67.....	81
Marcus Sherels, vs. Houston (10/9/16).....	79t
Leo Lewis, vs. Atlanta (11/22/87).....	78t
Marcus Sherels, at Detroit (9/30/12).....	77t
Ed Sharockman, vs. LA Rams (10/16/66).....	76
David Palmer, at Detroit (11/23/95).....	74t
Mewelde Moore, vs. New England (10/30/06).....	71t
Mewelde Moore, at NY Giants (11/13/05).....	71t
David Palmer, at NY Giants (9/29/96).....	69t
Marcus Sherels, at Chicago (11/1/15).....	65t
Randy Moss, at Kansas City (12/12/99).....	64t

KAI IN THE CLUTCH



The Vikings signed kicker Kai Forbath as a free agent leading into the victory vs. Arizona (11/20/16). **Since joining the Vikings in November 2016, playing his first game in purple vs. Arizona (11/20/16), Forbath has been very accurate on FGs, going 36-of-37 over that span. Forbath's career-best 6-of-6 outing vs. Baltimore (10/22/17) tied for the 2nd-best FG day in Vikings history.**

NFL FG Leaders Since 11/20/16 - present

Player	FGM/FGA
Stephen Gostkowski, New England.....	44/49
Justin Tucker, Baltimore.....	42/46
Greg Zuerlein, LA Rams.....	41/44
Kai Forbath, Minnesota.....	39/43
Matt Prater, Detroit.....	39/45

Forbath's Game-Winning FGs

Game	Kick	Time	Final
12/9/12 vs. Baltimore.....	34 FG.....	11:37 OT.....	31-28
10/19/14 vs. Tennessee.....	22 FG.....	0:00.....	19-17
10/27/14 at Dallas.....	40 FG.....	9:43 OT.....	20-17
12/20/14 vs. Philadelphia.....	26 FG.....	0:05.....	27-24
11/1/15 vs. NY Giants.....	50 FG.....	0:00.....	52-49
1/3/16 at Atlanta.....	30 FG.....	0:00.....	20-17
10/9/17 at Chicago.....	26 FG.....	0:12.....	20-17

Forbath's 50-Yarders (*- game winner, ^- as a Viking, @-London Game)

Game	Kick	Final
10/14/12 vs. Minnesota.....	50.....	W 38-26
12/8/13 at Kansas City.....	50.....	L 10-45
11/1/15 vs. NY Giants.....	50*.....	W 52-49
11/29/15 at Houston.....	57.....	L 6-24
12/18/16 vs. Indianapolis.....	51^.....	L 6-34
10/15/17 vs. Green Bay.....	53^.....	W 23-10
10/22/17 vs. Baltimore.....	52^, 51^.....	W 24-16
10/29/17 at Cleveland.....	51@^.....	W 33-16
11/12/17 at Washington.....	53^.....	W 38-30

Vikings- Most FGs in a Game

Player, Game	FGs
Rich Karlis, vs. LA Rams, 11/5/89.....	7/7
Kai Forbath, vs. Baltimore, 10/22/17.....	6/6
Gary Anderson, at Baltimore, 12/13/98.....	6/6

Vikings- Most 50+ FGs in a Game

Player, Game	FGs
Blair Walsh, @ St. Louis, 12/16/12.....	3 (50, 53, 51)
Kai Forbath, vs. Baltimore, 10/22/17.....	2 (52, 51)
several others tied with.....	2

Vikings- Most 50+ FGs in a Season

Player, Game	FGs
Blair Walsh, 2012.....	10
Ryan Longwell, 2008.....	6
Blair Walsh, 2015.....	6
Kai Forbath, 2017.....	5
Blair Walsh, 2014.....	5

Vikings- Most 50+ FGs in a Career

Player, Game	FGs
Blair Walsh, 2012-16.....	24
Ryan Longwell, 2006-11.....	11
Fuad Reveiz, 1990-95.....	8
Kai Forbath, 2016-17.....	6

Vikings- Most Consecutive Games w/50+ FG Made

Player, Game	Consecutive Games 50+
Kai Forbath, 2017.....	4
Blair Walsh, 2012-13.....	4

VIKINGS EXTRA POINTS

VOICES OF THE VIKINGS

Entering his 16th season in 2017 as the Vikings radio play-by-play voice is KFAN radio mid-day personality Paul Allen. Joining Allen as the color commentator is former Vikings LB and coach Pete Bercich.

Allen's run started as the Vikings Internet webcast play-by-play voice during the 2000 season and called one Vikings game during the 2001 season. He has become the "Voice of the Vikings."

Bercich returns for his 12th season with the broadcasts in 2017 and brings a decade of NFL experience from the field and sideline. A 7th-round draft pick by the Vikings in 1994, Bercich overcame the odds and played for the team from 1995-2000. A standout special teamer, Bercich parlayed his knowledge of the game into a coaching job with the team from 2002-05.

Joining Allen and Bercich from the sidelines will be former Vikings punter Greg Coleman. Coleman punted for the Vikings from 1978-87 and is the team's all-time leader in punts (721) and punting yards (29,391). He also ranks 2nd in punts inside the 20-yard line (154).

Entering his first season as part of the Vikings Radio Network broadcast, former Vikings LB Ben Leber will bring a new perspective to the team as he joins Coleman on the sidelines in 2016. Leber played for the Vikings from 2006-10 and has been a regular contributor to KFAN and VEN.

MINNESOTA

Market	Station	Freq.	Thief River	KTRF-AM	1230
Twin Cities	KFAN-FM	100.3	Wadena	KKWS-FM	105.9
Twin Cities	KTLK-AM	1130	Waseca	KRUE-AM	1170
Aitkin	KKIN-FM	94.3	Willmar	KWLM-AM	1340
Albert Lea	KQPR-FM	96.1	Winona	KWNO-AM	1380
Alexandria	KIKV-FM	100.7	Worthington	KWOA-AM	730
Bemidji	KBUN-AM	1450			
Blue Earth	KBEW-FM	98.1	IOWA		
Brainerd	KBLB-FM	93.3	Des Moines	KXNO-AM	1460
Brainerd	KBLB-AM	1380	Sioux City	KMNS-AM	620
Crookston	KROX-AM	1260	Spencer	KICD-AM	1240
Dassel-Hutch	KARP-FM	106.9			
Detroit Lakes	KBOT-FM	104.1	NORTH DAKOTA		
Detroit Lakes	KDLM-AM	1340	Bismark	KFYR-AM	550
Duluth	KQDS-FM	92.1	Carrington	KDAK-AM	1600
Duluth	KQDS-AM	1490	Devils Lake	KDLR-AM	1240
Ely	WELY-AM	1450	Dickinson	KLTC-AM	1460
Eveleth	KRBT-AM	1340	Fargo	KRWK-FM	101.9
Fergus Falls	KBRF-AM	1250	Fargo	KVOX-AM	740
Grand Rapids	KMFY-FM	96.9	Grand Forks	KKXL-AM	1440
Glencoe	KGLB-AM	1310	Valley City	KOVC-AM	1490
Hibbing	WMNT-AM	650	Williston	KEYZ-AM	660
Int'l Falls	KSDM-FM	104.1			
Jackson	KRAQ-FM	105.7	SOUTH DAKOTA		
Marshall	KARL-FM	105.1	Aberdeen	KSDN-AM	930
Mankato	KYSM-AM	1230	Pierre/Mobridge	KMLO-FM	100.7
Mankato	KXLP-FM	94.1	Sisseton	KBWS-FM	102.9
Morris	KKOK-FM	95.7	Sioux Falls	KWSN-AM	1230
New Ulm	KNUJ-FM	107.3	Watertown	KPHR-FM	106.3
Pine City	WCMP-FM	100.9	Yankton	WNAX-AM	570
Rochester	KRCH-FM	101.7			
Rochester	KWEB-AM	1270	WISCONSIN		
Roseau	KKWQ-FM	92.5	Eau Claire	WMEQ-AM	880
Saint Cloud	WJON-AM	1240	Hayward	WHSM-FA	101.0
Saint Cloud	KXXS-AM	1390	LaCrosse	KQYB-FM	98.3
Spring Grove	KQYB-FM	98.3	Rice Lake	WKFX-FM	99.1

VEN KEEPS FANS IN THE GAME

Vikings Entertainment Network (VEN) is the umbrella for all Vikings content and entertainment initiatives including Preseason TV, team TV shows, Vikings.com, social media, in-stadium programming as well as the Minnesota Vikings Cheerleaders (MVC), Skol Line Drum Team, and Viktor the Viking.

In 2017, Vikings Preseason TV will again be simulcast with games airing LIVE locally on FOX 9 KMSP as well as on KFAN 100.3 FM and the Vikings Radio Network. The simulcast team of Paul Allen, Pete Bercich, Greg Coleman and Ben Leber will return.

Vikings GamePlan returns for a 11th season featuring the "Voice of the Vikings" Paul Allen, as well as head coach Mike Zimmer, a weekly player guest, game film review and expert analysis. Vikings GamePlan is produced by VEN and airs Saturdays on FOX 9 KMSP and Sundays on FOX Sports North.

Vikings: Beyond the Gridiron, the Emmy Award winning documentary-style show focuses on the rare inside access that only a team network can provide. Beyond the Gridiron is in its 6th season and is co-produced by VEN and Elite Edge Productions and airs Fridays on My 29 WFTC, and Sundays on FOX 9 KMSP and Fox Sports North.

Vikings Connected is a Vikings fan-centric show driven by digital content and is co-hosted by Erin Newburg and Chris Hawkey from the Vikings Radio Flagship KFAN. Fans can interact with the show throughout the season by using #VikingsConnected. Vikings Connected is produced by VEN and airs Saturday nights on My 29 WFTC and Sundays on Fox Sports North.

Returning for a 2nd season is Vikings GameDay LIVE, the team's live one hour pregame TV show. Featuring in-depth analysis and commentary to get you ready for each week's game, Vikings GameDay LIVE will bring you live reports from the field each week, all leading up to kick off gameday. Vikings GameDay LIVE is produced by VEN in conjunction with FOX 9 KMSP and airs Sunday mornings on FOX 9 KMSP.

Also back for a 2nd season is Vikings Huddle, a show for our young Vikings fans. Each week will feature a chance for fans to get to know their favorite Vikings players in a fun, entertaining way both on and off the field. Plus we'll teach you how lessons learned on the football field can be used in everyday life. Vikings Huddle is produced by VEN and airs Saturday mornings on FOX 9 KMSP.

Vikings.com provides the most team content, with daily in-season video features and team updates. Vikings.com is your source for everything purple. For comments or questions regarding VEN, please email entertainment@vikings.nfl.net.



QUICK HITS

- Franchise Founded:** January 28, 1960
- First Head Coach:** Norm Van Brocklin
- First Regular Season Game:** 9/17/61 - Vikings 37, Chicago Bears 13
- First Playoff Game:** 12/22/68 - Vikings 14, Baltimore Colts 24
- First Super Bowl:** Super Bowl IV (1/11/70) Vikings 7, Chiefs 23
- Playoff Appearances/Games:** 27/46
- Super Bowl Appearances:** 4 - Super Bowls IV, VIII, IX and XI
- All-Time Record (Reg. Season & Postseason):** 484-413-10
- All-Time NFC Record (Reg. Season & Postseason):** 394-324-10
- All-Time Home Record (Reg. Season & Postseason):** 287-163-4
- All-Time Away Record (Reg. Season & Postseason):** 198-250-6
- Home Stadiums:**
 - Metropolitan Stadium (1961-1981) - 97-59-4
 - HHH Metrodome (1982-2013) - 168-92-0
 - TCF Bank Stadium (2014-2015) - 11-7-0
 - U.S. Bank Stadium (2016-present) - 10-4-0

- Stadium Info:** U.S. Bank Stadium
- Capacity:** 66,860 (expandable to 72,000)
- Address:** 900 S. 5th St., Minneapolis, MN 55415
- Playing Surface:** UBU Sports' Speed Series S5-M synthetic turf
- Training Facilities:** Winter Park
- Address:** 9520 Viking Drive, Eden Prairie, MN 55344
- Ticket Office Address:** 801 4th St. S., Minneapolis, MN 55415

- Owner/Chairman:** Zygi Wilf
- Owner/President:** Mark Wilf



VIKINGS EXTRA POINTS

U.S. BANK STADIUM GAME DAY INFO

Credential requests are honored for accredited media on specific assignments and must be made through the Vikings' PR department. Credentials will NOT be issued to writers or photographers working on a free-lance basis unless the request is made by a recognized publication or news entity. The Vikings PR staff will evaluate online entities, including blogs, and determine whether or not those entities will be issued credentials.

2017 SEASON PRESS CREDENTIALS

- * All press credential requests for the full 2016 season must be submitted via email to Vikings Public Relations Manager Jon Ekstrom (ekstromj@vikings.nfl.net). Faxes will not be accepted.
- * Requests are to be submitted on company letterhead by your editor or station manager and should include the name of the person(s) that will be using the credential(s) as well as the specific job function (photographer, reporter, etc.).
- * Upon review of request, outlets will be notified of acceptance or denial, and credentials will be distributed prior to the first preseason game.

2017 SINGLE-GAME PRESS CREDENTIALS

- * Media representatives who have not been issued season press credentials must request single-game credentials no later than Monday of the specific game week.
- * Requests must be submitted via email to Jon Ekstrom (ekstromj@vikings.nfl.net). Faxes will not be accepted.
- * Requests are to be submitted on company letterhead by your editor or station manager. They should include the name of the person(s) that will be using the credential(s) as well as the specific job function (photographer, reporter, etc.).

2017 ROAD GAME PRESS CREDENTIALS

- * For road games, members of the media must request credentials no later than Thursday prior to the specific game week.
- * Requests must be submitted via email to Bob Hagan (haganbat@vikings.nfl.net).

PRESS WILL CALL/PRESS ENTRANCE

- * The Sid Hartman Media Entrance at U.S. Bank Stadium is located on the southeast side of the stadium near the player parking lot and Pentair Gate.
- * Working media must enter the stadium through the Sid Hartman Media Entrance, which has direct elevator access to the press box.

SECURITY

- * Picture identification is required at the press will call, and all bags will be searched. Any bag without a security tag is subject to removal by Vikings security.
- * A valid credential is required and should be displayed at all times while at U.S. Bank Stadium. This credential is not transferable between parties, even among members of the same media outlet. If the name on the credential does not match the name on the Vikings master list, the credential is subject to revocation by Vikings security.

VIKINGS YEAR-BY-YEAR

Year	Preseason	Regular Season	Playoffs
1961	0-5-0	3-11-0	0-0
1962	2-3-0	2-11-1	0-0
1963	4-1-0	5-8-1	0-0
1964	5-0-0	8-5-1	0-0
1965	5-0-0	7-7-0	0-0
1966	3-1-1	4-9-1	0-0
1967	2-3-0	3-8-3	0-0
1968	3-2-0	8-6-0	0-1
1969	5-1-0	12-2-0	2-1 (SB loss)
1970	4-2-0	12-2-0	0-1
1971	4-2-0	11-3-0	0-1
1972	3-2-0	7-7-0	0-0
1973	5-0-0	12-2-0	2-1 (SB loss)
1974	3-2-0	10-4-0	2-1 (SB loss)
1975	2-3-1	12-2-0	0-1
1976	3-3-0	11-2-1	2-1 (SB loss)
1977	4-2-0	9-5-0	1-1
1978	2-2-0	8-7-1	0-1
1979	0-4-0	7-9-0	0-0
1980	3-1-0	9-7-0	0-1
1981	1-3-0	7-9-0	0-0
1982	3-2-0	5-4-0	1-1
1983	3-1-0	8-8-0	0-0
1984	1-3-0	3-13-0	0-0
1985	3-1-0	7-9-0	0-0
1986	3-1-0	9-7-0	0-0
1987	2-2-0	8-7-0	2-1
1988	3-1-0	11-5-0	1-1
1989	3-1-0	10-6-0	0-1
1990	3-1-0	6-10-0	0-0
1991	2-2-0	8-8-0	0-0
1992	4-0-0	11-5-0	0-1
1993	4-1-0	9-7-0	0-1
1994	3-2-0	10-6-0	0-1
1995	2-2-0	8-8-0	0-0
1996	1-3-0	9-7-0	0-1
1997	3-2-0	9-7-0	1-1
1998	4-0-0	15-1-0	1-1
1999	2-2-0	10-6-0	1-1
2000	1-3-0	11-5-0	1-1
2001	4-0-0	5-11-0	0-0
2002	2-2-0	6-10-0	0-0
2003	1-3-0	9-7-0	0-0
2004	2-2-0	8-8-0	1-1
2005	3-1-0	9-7-0	0-0
2006	2-1-1	6-10-0	0-0
2007	2-2-0	8-8-0	0-0
2008	1-3-0	10-6-0	0-1
2009	3-1-0	12-4-0	1-1
2010	3-1-0	6-10-0	0-0
2011	2-2-0	3-13-0	0-0
2012	1-3-0	10-6-0	0-1
2013	1-3-0	5-10-1	0-0
2014	4-0-0	7-9-0	0-0
2015	4-1-0	11-5-0	0-1
2016	4-0-0	8-8-0	0-0
2017	2-2-0	10-2-0	0-0
Totals	154-99-3 (.607)	467-389-10 (.549)	19-28 (.404)

VIKINGS COACHES

Years	Head Coach	Total Games	Regular Season (%)	Playoffs (%)	Overall (%)
1961-66	Norm Van Brocklin	84	29-51-4 (.369)	0-0-0 (.000)	29-51-4 (.369)
1967-83, 1985	Bud Grant	281	158-96-5 (.618)	10-12-0 (.454)	168-108-5 (.607)
1984	Les Steckel	16	3-13-0 (.188)	0-0-0 (.000)	3-13-0 (.188)
1986-91	Jerry Burns	101	52-43-0 (.547)	3-3-0 (.500)	55-46-0 (.544)
1992-2001	Dennis Green	171	97-62-0 (.610)	4-8-0 (.333)	101-70-0 (.591)
2002-05	Mike Tice	67	32-33-0 (.492)	1-1-0 (.500)	33-34-0 (.493)
2006-2010	Brad Childress	77	39-35-0 (.527)	1-2-0 (.333)	40-37-0 (.519)
2010-2013	Leslie Frazier	55	21-32-1 (.398)	0-1-0 (.000)	21-33-1 (.391)
2014-Present	Mike Zimmer	61	36-24-0 (.600)	0-1-0 (.000)	36-25-0 (.590)

VIKINGS MEDIA INFORMATION



Bob Hagan
Exec. Director of PR
612-327-7069
haganb@vikings.nfl.net



Tom West
Director of PR
612-327-7075
westt@vikings.nfl.net



Jon Ekstrom
PR Manager
612-418-6265
ekstromj@vikings.nfl.net



Sam Newton
PR Assistant
612-965-4712
newtons@vikings.nfl.net



Lester Bagley
Exec. VP of Public Affairs
& Stadium Development
612-237-7560
bagleyl@vikings.nfl.net



Jeff Anderson
Exec. Director of
Communications
612-247-4482
andersonj@vikings.nfl.net



Walt Scher
PR Intern
612-518-8963
scherw@vikings.nfl.net



Danielle Burns
PR Intern
720-234-1422
burnsd@vikings.nfl.net



Carly Bonk
PR Intern
612-718-4093
bonkc@vikings.nfl.net

WEEKLY MEDIA SCHEDULE

The typical Vikings weekly media schedule during the season is below:

MONDAY

12:15 p.m. - Open Locker Room
2:00 p.m. - Zimmer Press Conference

TUESDAY

Players Day Off - No Media Access

WEDNESDAY

11:00 a.m. - Zimmer Available
11:15 - 12:00 p.m. - Open Locker Room
1:00 - Practice*

THURSDAY

11:00 a.m. - Shurmur/Edwards/Priefer Available
11:15 a.m. - 12:00 p.m. - Open Locker Room
1:00 - Practice*

FRIDAY

11:00 a.m. - Practice*
12:30 p.m. - Coach Zimmer Press Conference
12:30 p.m. - 1:15 p.m. - Open Locker Room

SATURDAY

No Media Access

SUNDAY

Post-Game - Coach Zimmer Press Conference
Post-Game - Open Locker Room

* Practice is open to media through individual drills
Practice schedule subject to change

COACH ZIMMER PRESS CONFERENCES

Head Coach Mike Zimmer will be available in the fieldhouse or on the outdoor practice field on Mondays, Wednesdays and Fridays during the regular season.

COORDINATOR AVAILABILITY

Offensive Coordinator Pat Shurmur, Defensive Coordinator George Edwards and Special Teams Coordinator Mike Priefer will be available every Thursday during the regular season. All other interview requests for coordinators should be directed to a member of the PR staff at least a day in advance.

ASSISTANT COACH AVAILABILITY

All position coach interviews must be scheduled through the PR department a day in advance. Position coaches are available for questions on specific players and the position group but coordinators will always serve as the primary spokesmen in their areas.

VIKINGS MEDIA INFORMATION

PRESS BOX

- * The press box is located above the Sid Hartman media entrance on the southeast side of the stadium. Media check-in and elevators are located directly inside the media entrance.
- * Seating charts and booth locations are located in the press box along with wireless internet information.
- * Pre-game meal and halftime snack will be available in the back of the press box.
- * Vikings PR representatives will be located in seats 9-12 in row 2 of the main press box.
- * The visiting team PR staff is located in seats 41-44 in row 2 of the main press box.
- * Play-by-play account, statistics and quotes will be distributed in the press box during and after the game.
- * For field/locker room access, take the elevators to -2 and follow the signage to your respective area.

STILL PHOTO/TV CAMERA/PRE-POST

- * There are three photo workrooms located inside the stadium. The main photo workroom is located by the broadcast compound on level -2. All seats will be assigned in this area. The 2nd area is the postgame press conference room for the Vikings that is located on level -2. Tables will be placed along the wall to serve as work stations. All seats along the tables will be assigned. The 3rd, and largest, area is the broadcast dining room. We will have access to this space 2 hours prior to kickoff after the Network TV meal has been served. This room is located next to the main photo workroom. This room will be open seating and is best for media that have pre/post area and that are not taking still photographs during the game.
- * All media members with a pre/post credential will be staged in either the Vikings press conference room of the broadcast dining room during the game. Media with a pre/post credential will not have access to the press box but will have access to both locker rooms and press conference rooms following the game.
- * Prior to going on the field, photographers must sign a liability waiver upon entering the Sid Hartman media entrance. If you need to check out a photo vest or register your wireless frequency this must also be done at the media entrance prior to entering the field.
- * Photographers, videographers and media members with a pre/post credential will have access to one meal on game day. Waters will be provided throughout the day in the photo workrooms.
- * Wireless internet and the ability to watch the game on TV is available in all photo workrooms.

POST GAME FIELD/LOCKER ROOM/PRESS CONFERENCE ACCESS

- * Media members are allowed on the field to interview Vikings players coming off the field.
- * Both home and visiting locker rooms will open approximately 10 minutes after the game.
- * The Vikings press conference room is directly across from the locker room on level -2.
- * Head Coach Mike Zimmer will address the media following every game. Quarterbacks and notable players will also address the media.
- * Post-game transcripts will be available in the press box after the game.

VIKINGS MEDIA-ONLY FTP SITE

The Minnesota Vikings media-only FTP site is designed to assist media members with their daily coverage needs. Along with access to audio files from press conferences, the site includes team logos, coach and player headshots, press releases, year-by-year media guides, among other media-related items. For more information on the FTP site, media members may contact Vikings Public Relations Assistant Sam Newton at 952-828-8382 or newtonsatvikings.nfl.net.

VIKINGS MEDIA-ONLY FTP SITE INSTRUCTIONS

FIREFOX/CHROME

- 1) Enter the URL – <ftp://vikings.flashspot.tv/>
- 2) Enter the following username and password (case sensitive) when prompted:

Username: vPR-Read
Password: M!nn3apolis-612

INTERNET EXPLORER

- 1) Enter the URL – <ftp://vikings.flashspot.tv/>
- 2) Enter the following username and password (case sensitive) when prompted:

Username: vPR-Read
Password: M!nn3apolis-612

ONLINE DIGITAL MEDIA GUIDE

For instant access to the Minnesota Vikings online content (media guides, weekly books, schedule notes, draft guides and more) visit <http://vikings.1stroundmediagroup.com/weeklybooks/>



- 3) Page will refresh and appear like the example below. Click the 'Page' dropdown and select 'Open FTP Site in Windows Explorer.'
- 4) A new pop up window will open. Enter the same username and password as above (may have to enter it twice).
- 5) FTP site will open via Windows Explorer and folders/files can be navigated/downloaded.



VIKINGS VITALS

- Offensive and Defensive Statistics
 - Rosters and Depth Chart
 - Participation Chart
 - How The Vikings Were Built
 - Roster Moves
 - Game-By-Game Statistics
 - The Last Time

2017 VIKINGS REGULAR SEASON STATISTICS

Won 10, Lost 2

9/11	W, 29-19	vs New Orleans	66,606
9/17	L, 9-26	at Pittsburgh	65,971
9/24	W, 34-17	vs Tampa Bay	66,390
10/1	L, 7-14	vs Detroit	66,730
10/9	W, 20-17	at Chicago	61,834
10/15	W, 23-10	vs Green Bay	66,848
10/22	W, 24-16	vs Baltimore	66,751
10/29	W, 33-16	at Cleveland (London)	74,237
11/12	W, 38-30	at Washington	74,476
11/19	W, 24-7	vs Los Angeles Rams	66,809
11/23	W, 30-23	at Detroit	66,613
12/3	W, 14-9	at Atlanta	71,185
12/10		at Carolina	
12/17		vs Cincinnati	
12/23		at Green Bay	
12/31		vs Chicago	

	Minnesota	Opponent
Total First Downs	259	213
Rushing	75	44
Passing	156	144
Penalty	28	25
3rd Down: Made/Att	74/161	40/147
3rd Down Pct.	46.0%	27.2%
4th Down: Made/Att	1/6	8/14
4th Down Pct.	16.7%	57.1%
Possession Avg.	32:15	27:46
Total Net Yards	4,445	3,469
Avg. Per Game	370.4	289.1
Total Plays	795	724
Avg. Per Play	5.6	4.8
Net Yards Rushing	1,474	932
Avg. Per Game	122.8	77.7
Total Rushes	377	269
Net Yards Passing	2,971	2,537
Avg. Per Game	247.6	211.4
Sacked/Yards Lost	14/114	30/215
Gross Yards	3,085	2,752
Attempts/Completions	404/275	425/260
Completion Pct.	68.1%	61.2%
Had Intercepted	5	9
Punts/Average	48/41.9	59/45.3
Net Punting Avg.	40.0	41.0
Penalties/Yards	73/713	78/641
Fumbles/Ball Lost	9/5	15/5
Touchdowns	31	18
Rushing	12	6
Passing	19	12
Returns	0	0

Score By Periods	Q1	Q2	Q3	Q4	OT	Pts
Vikings	36	111	70	68	-	285
Opponents	44	53	59	48	-	204

Scoring	TD	Ru	Pa	Rt	PAT	FG	2Pt	Pts
K.Forbath	0	0	0	0	25/30	24/28	0	97
K.Rudolph	6	0	6	0	0/0	0/0	0	36
J.McKinnon	5	3	2	0	0/0	0/0	1	32
S.Diggs	5	0	5	0	0/0	0/0	0	30
L.Murray	5	5	0	0	0/0	0/0	0	30
A.Thielen	3	0	3	0	0/0	0/0	0	18
D.Cook	2	2	0	0	0/0	0/0	0	12
J.Wright	2	0	2	0	0/0	0/0	0	12
C.Keenum	1	1	0	0	0/0	0/0	0	6
D.Morgan	1	0	1	0	0/0	0/0	0	6
C.Ham	1	1	0	0	0/0	0/0	0	6
Vikings	31	12	19	0	25/30	24/28	1	285
Opponents	18	6	12	0	15/16	25/28	2	204

2-Pt. Conversions: Team 1/1, Opponents: 2/2

Sacks: E.Griffin 12.0, D.Hunter 6.0, L.Joseph 2.5, T.Johnson 2.0, H.Smith 1.5, A.Barr 1.0, S.Stephen 1.0, T.Bower 1.0, E.Kendricks 1.0, B.Robison 1.0, Team 1.0

Vikings: 30.0, Opponents: 14.0

RUSHING	No.	Yds	Avg	Long	TD
L.Murray	146	572	3.9	46	5
J.McKinnon	115	414	3.6	58t	3
D.Cook	74	354	4.8	33	2
C.Keenum	27	102	3.8	22	1
C.Ham	7	13	1.9	3	1
S.Diggs	5	11	2.2	9	0
A.Thielen	1	11	11.0	11	0
S.Bradford	2	-3	-1.5	-1	0
Vikings	377	1,474	3.9	58t	12
Opponents	269	932	3.5	29	6

RECEIVING	No.	Yds	Avg	Long	TD
A.Thielen	74	1056	14.3	65t	3
K.Rudolph	50	465	9.3	34	6
S.Diggs	42	630	15.0	59t	5
J.McKinnon	41	289	7.0	31	2
L.Treadwell	15	161	10.7	25	0
J.Wright	14	166	11.9	30	2
D.Cook	11	90	8.2	36	0
L.Murray	10	60	6.0	12	0
M.Floyd	8	75	9.4	19	0
D.Morgan	5	34	6.8	14	1
C.Ham	4	47	11.8	12	0
B.Bell	1	12	12.0	12	0
Vikings	275	3,085	11.2	65t	19
Opponents	260	2,752	10.6	52	12

INTERCEPTIONS	No.	Yds	Avg	Long	TD
H.Smith	3	25	8.3	19	0
X.Rhodes	2	23	11.5	21	0
T.Waynes	2	21	10.5	18	0
A.Sendejo	1	36	36.0	36	0
M.Alexander	1	10	10.0	10	0
Vikings	9	115	12.8	36	0
Opponents	5	87	17.4	33	0

PUNTING	No.	Yds	Avg	Net	TB	In20	Lg	B
R.Quigley	48	2,011	41.9	40.0	0	18	55	0
Vikings	48	2,011	41.9	40.0	0	18	55	0
Opponents	59	2,673	45.3	41.0	2	24	68	0

PUNT RETURNS	Ret	FC	Yds	Avg	Long	TD
M.Sherels	21	19	215	10.2	46	0
S.Coley	0	2	0	0	0	0
Vikings	21	21	215	10.2	46	0
Opponents	16	24	93	5.8	17	0

KICKOFF RETURNS	No.	Yds	Avg	Long	TD
J.McKinnon	12	312	26.0	39	0
M.Sherels	8	198	24.8	32	0
S.Coley	1	19	19.0	19	0
Vikings	21	529	25.2	39	0
Opponents	32	766	23.9	71	0

FIELD GOALS	1-19	20-29	30-39	40-49	50+
K.Forbath	0/0	4/4	10/12	5/6	5/6
Vikings	0/0	4/4	10/12	5/6	5/6
Opponents	0/0	9/9	6/7	7/8	3/4

FUMBLES/LOST

A.Thielen	3/2
J.McKinnon	3/2
D.Cook	1/1
L.Murray	1/0
L.Treadwell	1/0
Vikings	9/5
Opponents	15/5
Opponent Fumble Recoveries: A.Harris 2, L.Joseph 1, E.Lamur 1, D.Hunter 1	
Total: 5	

FIELD GOAL ATTEMPTS

K.Forbath	(24G, 32G, 45G), (42G), (20G, 37G), (39), (26G, 26G), (36G, 34G, 53G), (52G, 51G, 43G, 43G, 34G, 32G), (35G, 34G, 43G, 51G), (53G), (48, 39, 39G), (53, 36G), (24G, 32G, 45G), (42G), (20G, 37G), (39), (26G, 26G), (36G, 34G, 53G), (52G, 51G, 43G, 43G, 34G, 32G), (35G, 34G, 43G, 51G), (53G), (48, 39, 39G), (53, 36G), (43G, 21G, 24G, 20G), (46G, 29G, 37G, 43G), (40G), (29G, 59, 37G), (26G), (48G, 57G, 47G), (35, 23G), (28G, 21G, 55G), (32G, 32G, 50G), (38G, 36G, 47G, 45)
Vikings	
Opponents	

PASSING	Att	Cmp	Yds	Cmp%	Yds/Att	TD	TD%	Int	Int%	Long	Sack/Yards	Rating
C.Keenum	360	243	2,703	67.5%	7.5	16	4.4%	5	1.4%	65t	9/74	98.7
S.Bradford	43	32	382	74.4%	8.9	3	7.0%	0	0.0%	44	5/40	124.4
R.Quigley	1	0	0	0.0%	0.0	0	0.0%	0	0.0%	0	0/0	39.6
Vikings	404	275	3,085	68.1%	7.6	19	4.7%	5	1.2%	65t	14/114	101.2
Opponents	425	260	2,752	61.2%	6.5	12	2.8%	9	2.1%	52	30/215	80.7

2017 VIKINGS REGULAR SEASON STATISTICS

DEFENSIVE STATS

	TKL	AST	COMB	TFL	SACK	QBH	FF	FR	INT	PD
Eric Kendricks	71	37	108	8	1.0	11	0	0	0	7
Harrison Smith	50	26	76	8	1.5	8	0	0	3	10
Anthony Barr	56	19	75	8	1.0	13	0	0	0	6
Andrew Sendejo	42	29	71	1	0.0	0	0	0	1	6
Linval Joseph	41	26	67	5	2.5	26	0	1	0	0
Trae Waynes	51	8	59	2	0.0	0	0	0	2	11
Xavier Rhodes	39	7	46	1	0.0	0	0	0	2	7
Terence Newman	25	14	39	2	0.0	1	0	0	0	4
Everson Griffen	31	6	37	15	12.0	57	3	0	0	0
Danielle Hunter	21	12	33	8	6.0	39	1	1	0	2
Tom Johnson	16	10	26	4	2.0	23	0	0	0	0
Shamar Stephen	15	8	23	1	1.0	12	0	0	0	0
Ben Gedeon	13	7	20	0	0.0	0	0	0	0	1
Brian Robison	11	5	16	2	1.0	25	0	0	0	3
Mackensie Alexander	11	5	16	0	0.0	2	0	0	1	9
Anthony Harris	12	3	15	0	0.0	0	1	2	0	1
Emmanuel Lamur	6	3	9	0	0.0	0	0	0	0	0
Tramaine Brock Sr.	4	1	5	0	0.0	0	0	0	0	1
Stephen Weatherly	4	0	4	2	0.0	0	0	0	0	0
Jaleel Johnson	2	0	2	0	0.0	0	0	0	0	0
Tashawn Bower	1	0	1	1	1.0	1	0	0	0	0
Marcus Sherels	1	0	1	0	0.0	0	0	0	0	0
Team	1	0	1	1	1.0	0	0	0	0	0
TOTALS	524	226	750	69	30.0	218	5	4	9	68

SPECIAL TEAMS STATS

	SOLO	AST	TOT	FF	FR	BL
Ben Gedeon	9	5	14	0	0	0
Jayron Kearsae	6	5	11	0	0	0
C.J. Ham	7	3	10	0	0	0
Kentrell Brothers	7	2	9	0	0	0
Eric Wilson	4	5	9	0	0	0
Marcus Sherels	5	1	6	0	0	0
Anthony Harris	3	1	4	0	0	0
Emmanuel Lamur	2	1	3	0	1	0
Tramaine Brock	2	0	2	0	0	0
Mackensie Alexander	1	1	2	0	0	0
Stephen Weatherly	1	0	1	0	0	0
Kai Forbath	1	0	1	0	0	0
Andrew Sendejo	1	0	1	0	0	0
Jerick McKinnon	0	1	1	0	0	0
TOTALS	49	25	74	0	1	0

SACKS

	SACKS
E. Griffen	12.0
D. Hunter	6.0
L. Joseph	2.5
T. Johnson	2.0
H. Smith	1.5
A. Barr	1.0
E. Kendricks	1.0
B. Robison	1.0
S. Stephen	1.0
T. Bower	1.0
Team	1.0
TOTALS	30.0

TACKLES FOR LOSS

	TFL
E. Griffen	15
A. Barr	8
E. Kendricks	8
H. Smith	8
D. Hunter	8
L. Joseph	5
T. Johnson	4
B. Robison	2
T. Newman	2
T. Waynes	2
S. Weatherly	2
T. Bower	1
X. Rhodes	1
A. Sendejo	1
S. Stephen	1
Team	1
TOTALS	69

QUARTERBACK HURRIES

	QBH
E. Griffen	57
D. Hunter	39
L. Joseph	26
B. Robison	25
T. Johnson	23
A. Barr	13
S. Stephen	12
E. Kendricks	11
H. Smith	8
M. Alexander	2
T. Newman	1
T. Bower	1
TOTALS	218

PASSES DEFENSED

	PD
T. Waynes	11
H. Smith	10
M. Alexander	9
X. Rhodes	7
E. Kendricks	7
A. Barr	6
A. Sendejo	6
T. Newman	4
B. Robison	3
D. Hunter	2
B. Gedeon	1
T. Brock	1
A. Harris	1
TOTALS	68

INTERCEPTIONS

	INTS - YDS
H. Smith	3 - 25
X. Rhodes	2 - 23
T. Waynes	2 - 21
A. Sendejo	1 - 36
M. Alexander	1 - 10
TOTALS	9 - 115

2017 VIKINGS ALPHABETICAL ROSTER

UPDATED: DECEMBER 5, 2017

20	Alexander, Mackensie	CB	5-10	192	23	11/12/93	2	Clemson	Immokalee, FL	D2'16
55	Barr, Anthony	LB	6-5	255	25	3/18/92	4	UCLA	San Pedro, CA	D1a'14
81	Bell, Blake	TE	6-6	252	26	8/7/91	3	Oklahoma	Wichita, KS	W (SF)'17
61	Berger, Joe	G	6-5	305	35	5/25/82	13	Michigan Tech	Newaygo, MI	FA'11
90	Bower, Tashawn	DE	6-5	250	22	2/18/95	R	LSU	Somerville, NJ	UDFA'17
5	Bridgewater, Teddy	QB	6-2	215	24	11/10/92	4	Louisville	Miami, FL	D1b'14
24	Brock Sr., Tramaine	CB	6-0	188	29	8/20/88	8	Belhaven	Long Beach, MS	T (SEA)'17
40	Brothers, Kentrell	LB	6-1	242	24	2/8/93	2	Missouri	Edmond, OK	D5'16
31	Brown, Mack	RB	5-11	213	26	9/24/91	2	Florida	Clarkston, GA	W (WASH)'17
13	Coley, Stacy	WR	6-0	195	23	5/13/94	R	Miami	Pompano Beach, FL	D7a'17
76	Collins, Aviante	T	6-4	292	24	4/21/93	R	TCU	Houston, TX	UDFA'17
14	Diggs, Stefon	WR	6-0	191	23	11/29/93	3	Maryland	Gaithersburg, MD	D5b'15
62	Easton, Nick	C	6-3	303	25	6/16/92	3	Harvard	Lenoir, N.C.	T (SF)'15
65	Elflein, Pat	G	6-3	303	23	7/6/94	R	Ohio State	Pickerington, OH	D3'17
18	Floyd, Michael	WR	6-3	220	27	11/27/89	6	Notre Dame	St. Paul, MN	FA'17
2	Forbath, Kai	K	5-11	197	30	9/2/87	6	UCLA	Santa Monica, CA	FA'16
42	Gedeon, Ben	LB	6-2	244	22	10/16/94	R	Michigan	Hudson, OH	D4b'17
97	Griffen, Everson	DE	6-3	273	29	12/22/87	8	Southern California	Avondale, AZ	D4'10
30	Ham, C.J.	FB	5-11	235	24	7/22/93	1	Augustana	Duluth, MN	UDFA'16
41	Harris, Anthony	S	6-1	192	25	10/9/91	3	Virginia	Chesterfield, VA	UDFA'15
69	Hill, Rashod	T	6-6	313	25	1/12/92	2	Southern Mississippi	Jacksonville, FL	PS (JAX)'16
99	Hunter, Danielle	DE	6-5	252	22	10/29/94	3	LSU	Katy, TX	D3'15
63	Isidora, Danny	G	6-3	306	23	6/5/94	R	Miami	Weston, FL	D5b'17
94	Johnson, Jaleel	DT	6-3	316	23	7/12/94	R	Iowa	Brooklyn, NY	D4a'17
92	Johnson, Tom	DT	6-3	288	33	8/30/84	7	Southern Mississippi	Moss Point, MS	FA'14
98	Joseph, Linval	DT	6-4	329	28	10/10/88	8	East Carolina	Gainesville, FL	FA'14
27	Kearse, Jayron	S	6-4	215	23	2/11/94	2	Clemson	Ft. Myers, FL	D7b'16
7	Keenum, Case	QB	6-1	215	29	2/17/88	5	Houston	Abilene, TX	FA'17
54	Kendricks, Eric	LB	6-0	232	25	2/29/92	3	UCLA	Fresno, CA	D2'15
59	Lamur, Emmanuel	LB	6-4	245	28	6/8/89	6	Kansas State	West Palm Beach, FL	FA'16
47	McDermott, Kevin	LS	6-5	240	27	1/12/90	5	UCLA	Nashville, TN	FA'15
21	McKinnon, Jerick	RB	5-9	205	25	5/3/92	4	Georgia Southern	Marietta, GA	D3b'14
89	Morgan, David	TE	6-4	265	24	5/19/93	2	Texas-San Antonio	Marble Falls, TX	D6b'16
25	Murray, Latavius	RB	6-3	230	27	1/18/90	5	Central Florida	Nedrow, N.Y.	FA'17
23	Newman, Terence	CB	5-10	197	39	9/4/78	15	Kansas State	Salina, KS	FA'15
4	Quigley, Ryan	P	6-2	205	27	1/26/90	5	Boston College	Little River, SC	FA'17
71	Reiff, Riley	T	6-6	305	28	12/1/88	6	Iowa	Parkston, SD	FA'17
74	Remmers, Mike	T	6-5	310	28	4/11/89	5	Oregon State	Portland, OR	FA'17
29	Rhodes, Xavier	CB	6-1	218	27	6/19/90	5	Florida State	Miami, FL	D1b'13
96	Robison, Brian	DE	6-3	259	34	4/27/83	11	Texas	Splendora, TX	D4'07
82	Rudolph, Kyle	TE	6-6	265	27	11/9/89	7	Notre Dame	Cincinnati, OH	D2'11
34	Sendejo, Andrew	S	6-1	210	30	9/9/87	7	Rice	San Antonio, TX	FA'11
35	Sherels, Marcus	CB	5-10	175	29	9/30/87	7	Minnesota	Rochester, MN	UDFA'10
75	Sirles, Jeremiah	G	6-6	315	26	8/8/91	4	Nebraska	Lakewood, CO	T (SD)'15
1	Sloter, Kyle	QB	6-5	218	23	2/7/94	R	Northern Colorado	John's Creek, GA	PS'17
22	Smith, Harrison	S	6-2	214	28	2/2/89	6	Notre Dame	Knoxville, TN	D1b'12
93	Stephen, Shamar	DT	6-5	310	26	2/25/91	4	Connecticut	Westbury, N.Y.	D7a'14
19	Thielen, Adam	WR	6-2	200	27	8/22/90	4	Minnesota State	Detroit Lakes, MN	UDFA'13
11	Treadwell, Laquon	WR	6-2	215	22	6/14/95	2	Mississippi	Crete, IL	D1'16
26	Waynes, Trae	CB	6-0	190	25	7/25/92	3	Michigan State	Kenosha, WI	D1'15
91	Weatherly, Stephen	DE	6-5	265	23	3/19/94	2	Vanderbilt	Snellville, GA	D7a'16
50	Wilson, Eric	LB	6-1	230	22	9/26/94	R	Cincinnati	Redford, MI	UDFA'17
17	Wright, Jarius	WR	5-10	191	27	11/25/89	6	Arkansas	Warren, AR	D4a'12

Active roster - 53

2017 MINNESOTA VIKINGS COACHING STAFF

Head Coach: Mike Zimmer

Coordinators: George Edwards (Defensive Coordinator), Mike Priefer (Special Teams Coordinator), Pat Shurmur (Offensive Coordinator)

Assistants: Clancy Barone (Tight Ends), Ryan Ficken (Assistant Special Teams), Jonathan Gannon (Assistant Defensive Backs), Jerry Gray (Defensive Backs), Darrell Hazell (Wide Receivers), Jeff Howard (Defensive Assistant), Andrew Janocko (Assistant Offensive Line), Derik Keyes (Assistant Strength & Conditioning), Reshard Langford (Assistant Strength & Conditioning), Chaz Mahle (Assistant Strength & Conditioning), Andre Patterson (Defensive Line), Drew Petzing (Assistant Wide Receivers), Kennedy Polamalu (Running Backs), Robert Rodriguez (Assistant Defensive Line), Tony Sparano (Offensive Line), Kevin Stefanski (Quarterbacks), Mark Uyeyama (Head Strength & Conditioning), Adam Zimmer (Linebackers)

2017 VIKINGS NUMERICAL ROSTER

UPDATED: DECEMBER 5, 2017

No.	Name	Pos	Ht	Wt	Age	Birthdate	Exp	College	HS Hometown	Acquired
1	Kyle Sloter	QB	6-5	218	23	2/7/94	R	Northern Colorado	John's Creek, GA	PS'17
2	Kai Forbath	K	5-11	197	30	9/2/87	6	UCLA	Santa Monica, CA	FA'16
4	Ryan Quigley	P	6-2	205	27	1/26/90	5	Boston College	Little River, SC	FA'17
5	Teddy Bridgewater	QB	6-2	215	24	11/10/92	4	Louisville	Miami, FL	D1b'14
7	Case Keenum	QB	6-1	215	29	2/17/88	5	Houston	Abilene, TX	FA'17
11	Laquon Treadwell	WR	6-2	215	22	6/14/95	2	Mississippi	Crete, IL	D1'16
13	Stacy Coley	WR	6-0	195	23	5/13/94	R	Miami	Pompano Beach, FL	D7a'17
14	Stefon Diggs	WR	6-0	191	23	11/29/93	3	Maryland	Gaithersburg, MD	D5b'15
17	Jarius Wright	WR	5-10	191	27	11/25/89	6	Arkansas	Warren, AR	D4a'12
18	Michael Floyd	WR	6-3	220	27	11/27/89	6	Notre Dame	St. Paul, MN	FA'17
19	Adam Thielen	WR	6-2	200	27	8/22/90	4	Minnesota State	Detroit Lakes, MN	UDFA'13
20	Mackensie Alexander	CB	5-10	192	23	11/12/93	2	Clemson	Immokalee, FL	D2'16
21	Jerick McKinnon	RB	5-9	205	25	5/3/92	4	Georgia Southern	Marietta, GA	D3b'14
22	Harrison Smith	S	6-2	214	28	2/2/89	6	Notre Dame	Knoxville, TN	D1b'12
23	Terence Newman	CB	5-10	197	39	9/4/78	15	Kansas State	Salina, KS	FA'15
24	Tramaine Brock	CB	6-0	188	29	8/20/88	8	Belhaven	Long Beach, MS	T (SEA)'17
25	Latavius Murray	RB	6-3	230	27	1/18/90	5	Central Florida	Nedrow, NY	FA'17
26	Trae Waynes	CB	6-0	190	25	7/25/92	3	Michigan State	Kenosha, WI	D1'15
27	Jayron Kearse	S	6-4	215	23	2/11/94	2	Clemson	Ft. Myers, FL	D7b'16
29	Xavier Rhodes	CB	6-1	218	27	6/19/90	5	Florida State	Miami, FL	D1b'13
30	C.J. Ham	FB	5-11	235	24	7/22/93	1	Augustana	Duluth, MN	UDFA'16
31	Mack Brown	RB	5-11	213	26	9/24/91	2	Florida	Clarkston, GA	W (WASH)'17
34	Andrew Sendejo	S	6-1	210	29	9/9/87	6	Rice	San Antonio, TX	FA'11
35	Marcus Sherels	CB	5-10	175	29	9/30/87	7	Minnesota	Rochester, MN	UDFA'10
40	Kentrell Brothers	LB	6-1	242	24	2/8/93	2	Missouri	Edmond, OK	D5'16
41	Anthony Harris	S	6-1	192	25	10/9/91	3	Virginia	Chesterfield, VA	UDFA'15
42	Ben Gedeon	LB	6-2	244	22	10/16/94	R	Michigan	Hudson, OH	D4b'17
47	Kevin McDermott	LS	6-5	240	27	1/12/90	5	UCLA	Nashville, TN	FA'15
50	Eric Wilson	LB	6-1	230	22	9/26/94	R	Cincinnati	Redford, MI	UDFA'17
54	Eric Kendricks	LB	6-0	232	25	2/29/92	3	UCLA	Fresno, CA	D2'15
55	Anthony Barr	LB	6-5	255	25	3/18/92	4	UCLA	San Pedro, CA	D1a'14
59	Emmanuel Lamur	LB	6-4	245	28	6/8/89	6	Kansas State	West Palm Beach, FL	FA'16
61	Joe Berger	G	6-5	305	35	5/25/82	13	Michigan Tech	Newaygo, MI	FA'11
62	Nick Easton	G	6-3	303	25	6/16/92	3	Harvard	Lenoir, N.C.	T (SF)'15
63	Danny Isidora	G	6-3	306	23	6/5/94	R	Miami	Weston, FL	D5b'17
65	Pat Elflein	C	6-3	303	23	7/6/94	R	Ohio State	Pickerington, OH	D3'17
69	Rashod Hill	T	6-6	313	25	1/12/92	2	Southern Mississippi	Jacksonville, FL	PS (JAX)'16
71	Riley Reiff	T	6-6	305	28	1/21/88	6	Iowa	Parkston, SD	FA'17
74	Mike Remmers	T	6-5	310	28	4/11/89	5	Oregon State	Portland, OR	FA'17
75	Jeremiah Sirls	T	6-6	315	26	8/8/91	4	Nebraska	Lakewood, CO	T (SD)'15
76	Aviante Collins	T	6-4	292	24	4/21/93	R	TCU	Houston, TX	UDFA'17
81	Blake Bell	TE	6-6	252	26	8/7/91	3	Oklahoma	Wichita, KS	W (SF)'17
82	Kyle Rudolph	TE	6-6	265	27	11/9/89	7	Notre Dame	Cincinnati, OH	D2'11
89	David Morgan	TE	6-4	265	24	5/19/93	2	Texas-San Antonio	Marble Falls, TX	D6b'16
90	Tashawn Bower	DE	6-5	250	22	2/18/95	R	LSU	Somerville, NJ	UDFA'17
91	Stephen Weatherly	DE	6-5	265	23	3/19/94	2	Vanderbilt	Snellville, GA	D7a'16
92	Tom Johnson	DT	6-3	288	33	8/30/84	7	Southern Mississippi	Moss Point, MS	FA'14
93	Shamar Stephen	DT	6-5	310	26	2/25/91	4	Connecticut	Westbury, N.Y.	D7a'14
94	Jaleel Johnson	DT	6-3	316	23	7/12/94	R	Iowa	Brooklyn, NY	D4a'17
96	Brian Robison	DE	6-3	259	34	4/27/83	11	Texas	Splendora, TX	D4'07
97	Everson Griffen	DE	6-3	273	29	12/22/87	8	Southern California	Avondale, AZ	D4'10
98	Linval Joseph	DT	6-4	329	28	10/10/88	8	East Carolina	Gainesville, FL	FA'14
99	Danielle Hunter	DE	6-5	252	22	10/29/94	3	LSU	Katy, TX	D3'15

ACTIVE ROSTER - 53

PRACTICE SQUAD

12	Rodney Adams	WR	6-1	189	23	9/15/94	R	South Florida	St. Petersburg, FL	D5a'17
16	Cayleb Jones	WR	6-3	209	24	3/21/93	1	Arizona	Austin, TX	PS'16
38	Horace Richardson	CB	5-11	199	23	9/28/93	R	SMU	Fort Worth, TX	UDFA'17
39	Jack Tocho	S	6-0	202	22	11/2/95	R	N.C. State	Charlotte, NC	D7d'17
56	Antwione Williams	LB	6-3	247	24	5/26/93	2	Georgia Southern	Lovejoy, GA	PS'17
67	Cornelius Edison	C	6-3	312	24	7/10/93	2	Portland State	University Place, WA	PS'17
68	Cedrick Lang	T	6-7	300	25	5/12/92	1	Texas-El Paso	Sioux Falls, SD	PS'17
79	Dylan Bradley	DT	6-1	286	22	2/4/95	R	Southern Mississippi	Macon, MS	UDFA'17
86	Kyle Carter	TE	6-3	245	24	12/17/92	1	Penn State	New Castle, DE	UDFA'16
95	Ifeadi Odenigbo	DE	6-3	258	23	4/8/94	R	Northwestern	Centerville, OH	D7b'17

RESERVE/NON-FOOTBALL ILLNESS

73	Sharrif Floyd	DT	6-3	311	26	5/28/91	5	Florida	Philadelphia, PA	D1a'13
----	---------------	----	-----	-----	----	---------	---	---------	------------------	--------

RESERVE/INJURED

8	Sam Bradford	QB	6-4	224	30	11/8/87	8	Oklahoma	Oklahoma City, OK	T (PHI)'16
33	Cook, Dalvin	RB	5-10	210	22	8/10/95	R	Florida State	Miami, FL	D2'17
43	Bishop Sankey	RB	5-10	213	24	9/15/92	4	Washington	Wadsworth, OH	PS'16
57	Shaan Washington	LB	6-2	237	23	12/29/93	R	Texas A&M	Alexandria, LA	UDFA'17

2017 VIKINGS ROSTER BY POSITION

UPDATED: DECEMBER 5, 2017
OFFENSE (25): Pat Shurmur

Quarterbacks (3): Kevin Stefanski

No.	Name	Pos	Ht	Wt	Age	Birthdate	Exp	College	Hometown	How Acq
5	Bridgewater, Teddy	QB	6-2	215	24	11/10/92	4	Louisville	Miami, FL	D1b '14
7	Keenum, Case	QB	6-1	215	29	2/17/88	5	Houston	Abilene, TX	FA '17
1	Sloter, Kyle	QB	6-5	218	23	2/7/94	R	Northern Colorado	John's Creek, GA	PS '17

Running Backs (4): Kennedy Polamalu

No.	Name	Pos	Ht	Wt	Age	Birthdate	Exp	College	Hometown	How Acq
31	Brown, Mack	RB	5-11	213	26	9/24/91	2	Florida	Clarkston, GA	W (WASH) '17
30	Ham, C.J.	FB	5-11	235	24	7/22/93	1	Augustana	Duluth, MN	UDFA '16
21	McKinnon, Jerick	RB	5-9	205	25	5/3/92	4	Georgia Southern	Marietta, GA	D3b '14
25	Murray, Latavius	RB	6-3	230	27	1/18/90	5	Central Florida	Nedrow, NY	FA '17

Wide Receivers (6): Darrell Hazel/Drew Petzing

No.	Name	Pos	Ht	Wt	Age	Birthdate	Exp	College	Hometown	How Acq
13	Coley, Stacy	WR	6-0	195	23	5/13/94	R	Miami	Pompano Beach, FL	D7a '17
14	Diggs, Stefon	WR	6-0	191	23	11/29/93	3	Maryland	Gaithersburg, MD	D5b '15
18	Floyd, Michael	WR	6-3	220	27	11/27/89	6	Notre Dame	St. Paul, MN	FA '17
19	Thielen, Adam	WR	6-2	200	27	8/22/90	4	Minnesota State	Detroit Lakes, MN	UDFA '13
11	Treadwell, Laquon	WR	6-2	215	22	6/14/95	2	Mississippi	Crete, IL	D1 '16
17	Wright, Jarius	WR	5-10	191	27	11/25/89	6	Arkansas	Warren, AR	D4a '12

Tight Ends (3): Clancy Barone

No.	Name	Pos	Ht	Wt	Age	Birthdate	Exp	College	Hometown	How Acq
81	Bell, Blake	TE	6-6	252	26	8/7/91	3	Oklahoma	Wichita, KS	W (SF) '17
89	Morgan, David	TE	6-4	265	24	5/19/93	2	Texas-San Antonio	Marble Falls, TX	D6b '16
82	Rudolph, Kyle	TE	6-6	265	27	11/9/89	7	Notre Dame	Cincinnati, OH	D2 '11

Offensive Line (9): Tony Sparano/Andrew Janocko

No.	Name	Pos	Ht	Wt	Age	Birthdate	Exp	College	Hometown	How Acq
61	Berger, Joe	G	6-5	305	35	5/25/82	13	Michigan Tech	Newaygo, MI	FA '11
76	Collins, Aviante	T	6-4	292	24	4/21/93	R	TCU	Houston, TX	UDFA '17
62	Easton, Nick	G	6-3	303	25	6/16/92	3	Harvard	Lenoir, N.C.	T (SF) '15
65	Elflein, Pat	C	6-3	303	23	7/6/94	R	Ohio State	Pickerington, OH	D3 '17
69	Hill, Rashod	T	6-6	313	25	1/12/92	2	Southern Mississippi	Jacksonville, FL	PS (JAX) '16
63	Isidora, Danny	G	6-3	306	23	6/5/94	R	Miami	Weston, FL	D5b '17
71	Reiff, Riley	T	6-6	305	28	12/1/88	6	Iowa	Parkston, SD	FA '17
74	Remmers, Mike	T	6-5	310	28	4/11/89	5	Oregon State	Portland, OR	FA '17
75	Sirles, Jeremiah	T	6-6	315	26	8/8/91	4	Nebraska	Lakewood, CO	T (SD) '15

DEFENSE (25): George Edwards

Defensive Line (9): Andre Patterson/Robert Rodriguez

No.	Name	Pos	Ht	Wt	Age	Birthdate	Exp	College	Hometown	How Acq
90	Bower, Tashawn	DE	6-5	250	22	2/18/95	R	LSU	Somerville, NJ	UDFA '17
97	Griffen, Everson	DE	6-3	273	29	12/22/87	8	Southern California	Avondale, AZ	D4 '10
99	Hunter, Danielle	DE	6-5	252	22	10/29/94	3	LSU	Katy, TX	D3 '15
94	Johnson, Jaleel	DT	6-3	316	23	7/12/94	R	Iowa	Brooklyn, NY	D4a '17
92	Johnson, Tom	DT	6-3	288	33	8/30/84	7	Southern Mississippi	Moss Point, MS	FA '14
98	Joseph, Linval	DT	6-4	329	28	10/10/88	8	East Carolina	Gainesville, FL	FA '14
96	Robison, Brian	DE	6-3	259	34	4/27/83	11	Texas	Splendora, TX	D4 '07
93	Stephen, Shamar	DT	6-5	310	26	2/25/91	4	Connecticut	Westbury, N.Y.	D7a '14
91	Weatherly, Stephen	DE	6-5	265	23	3/19/94	2	Vanderbilt	Snellville, GA	D7a '16

Linebackers (6): Adam Zimmer

No.	Name	Pos	Ht	Wt	Age	Birthdate	Exp	College	Hometown	How Acq
55	Barr, Anthony	LB	6-5	255	25	3/18/92	4	UCLA	San Pedro, CA	D1a '14
40	Brothers, Kentrell	LB	6-1	242	24	2/8/93	2	Missouri	Edmond, OK	D5 '16
42	Gedeon, Ben	LB	6-2	244	22	10/16/94	R	Michigan	Hudson, OH	D4b '17
54	Kendricks, Eric	LB	6-0	232	25	2/29/92	3	UCLA	Fresno, CA	D2 '15
59	Lamur, Emmanuel	LB	6-4	245	28	6/8/89	6	Kansas State	West Palm Beach, FL	FA '16
50	Wilson, Eric	LB	6-1	230	22	9/26/94	R	Cincinnati	Redford, MI	UDFA '17

Defensive Backs (10): Jerry Gray/Jonathan Gannon

No.	Name	Pos	Ht	Wt	Age	Birthdate	Exp	College	Hometown	How Acq
20	Alexander, Mackensie	CB	5-10	192	23	11/12/93	2	Clemson	Immokalee, FL	D2 '16
24	Brock, Tramaine	CB	6-0	188	29	8/20/88	8	Belhaven	Long Beach, MS	T (SEA) '17
41	Harris, Anthony	S	6-1	192	25	10/9/91	3	Virginia	Chesterfield, VA	UDFA '15
27	Kearse, Jayron	S	6-4	215	23	2/11/94	2	Clemson	Ft. Myers, FL	D7b '16
23	Newman, Terence	CB	5-10	197	39	9/4/78	15	Kansas State	Salina, KS	FA '15
29	Rhodes, Xavier	CB	6-1	218	27	6/19/90	5	Florida State	Miami, FL	D1b '13
34	Sendejo, Andrew	S	6-1	210	29	9/9/87	7	Rice	San Antonio, TX	FA '11
35	Sherels, Marcus	CB	5-10	175	29	9/30/87	7	Minnesota	Rochester, MN	UDFA '10
22	Smith, Harrison	S	6-2	214	28	2/2/89	6	Notre Dame	Knoxville, TN	D1b '12
26	Waynes, Trae	CB	6-0	190	25	7/25/92	3	Michigan State	Kenosha, WI	D1 '15

SPECIAL TEAMS (3): Mike Priefer

Specialists (3): Mike Priefer/Ryan Ficken

No.	Name	Pos	Ht	Wt	Age	Birthdate	Exp	College	Hometown	How Acq
2	Forbath, Kai	K	5-11	197	30	9/2/87	6	UCLA	Santa Monica, CA	FA '16
47	McDermott, Kevin	LS	6-5	240	27	1/12/90	5	UCLA	Nashville, TN	FA '15
4	Quigley, Ryan	P	6-2	205	27	1/26/90	5	Boston College	Little River, SC	FA '17

ACTIVE ROSTER - 53

2017 VIKINGS ROSTER BY EXPERIENCE

15th Year (1)
Terence Newman

13th Year (1)
Joe Berger

11th Year (1)
Brian Robison

8th Year (3)
Tramaine Brock
Everson Griffen
Linval Joseph

7th Year (3)
Kyle Rudolph
Tom Johnson
Marcus Sherels

6th Year (7)
Michael Floyd
Kai Forbath
Emmanuel Lamur
Riley Reiff
Andrew Sendejo
Harrison Smith
Jarius Wright

5th Year (6)
Case Keenum
Kevin McDermott
Latavius Murray
Ryan Quigley
Mike Remmers
Xavier Rhodes

4th Year (6)
Anthony Barr
Teddy Bridgewater
Jerick McKinnon
Jeremiah Sirles
Shamar Stephen
Adam Thielen

3rd Year (7)
Blake Bell
Stefon Diggs
Nick Easton
Anthony Harris
Danielle Hunter
Eric Kendricks
Trae Waynes

2nd Year (8)
Mackensie Alexander
Kentrell Brothers
Mack Brown
Jayron Kears
David Morgan
Laquon Treadwell
Rashod Hill
Stephen Weatherly

1st Year (1)
C.J. Ham

Rookies (9)
Tashawn Bower
Stacy Coley
Aviante Collins
Pat Elflein
Ben Gedeon
Danny Isidora
Jaleel Johnson
Kyle Slotter
Eric Wilson

HOW THE 2017 VIKINGS WERE BUILT

YEAR	DRAFT	TRADES	FREE AGENCY/WAIVERS
2007	DE Brian Robison (4)		
2010	DE Everson Griffen (4)		CB Marcus Sherels*
2011	TE Kyle Rudolph (2)		C Joe Berger** S Andrew Sendejo**
2012	S Harrison Smith (1) WR Jarius Wright (4)		
2013	CB Xavier Rhodes (1)		WR Adam Thielen*
2014	LB Anthony Barr (1) QB Teddy Bridgewater (1) RB Jerick McKinnon (3) DT Shamar Stephen (7)		DT Tom Johnson** DT Linval Joseph**
2015	CB Trae Waynes (1) LB Eric Kendricks (2) DE Danielle Hunter (3) WR Stefon Diggs (5)	C Nick Easton T Jeremiah Sirles	CB Terence Newman** LS Kevin McDermott** S Anthony Harris*
2016	WR Laquon Treadwell (1) CB Mackensie Alexander (2) LB Kentrell Brothers (5) TE David Morgan (6) DE Stephen Weatherly S Jayron Kears (7)		K Kai Forbath** T Rashod Hill** LB Emmanuel Lamur** RB C.J. Ham*
2017	C Pat Elflein (3) DT Jaleel Johnson (4) LB Ben Gedeon (4) G Danny Isidora (5) WR Stacy Coley (7)	CB Tramaine Brock	TE Blake Bell** WR Michael Floyd** QB Case Keenum** RB Latavius Murray** P Ryan Quigley** T Riley Reiff** T Mike Remmers** DE Tashawn Bower* T Aviante Collins* LB Eric Wilson* QB Kyle Slotter** RB Mack Brown**

* Rookie free agent prior to joining Vikings

** NFL veteran or had been in other NFL camps prior to joining Vikings

2017 VIKINGS UNOFFICIAL DEPTH CHART

OFFENSE

WR:	19 Adam Thielen	11 Laquon Treadwell	18 Michael Floyd
LT:	71 Riley Reiff	69 Rashod Hill	
LG:	62 Nick Easton	75 Jeremiah Sirles	
C:	<u>65 Pat Elflein</u>	62 Nick Easton	
RG:	61 Joe Berger	<u>63 Danny Isidora</u>	
RT:	74 Mike Remmers	<u>76 Aviante Collins</u>	
TE:	82 Kyle Rudolph	89 David Morgan	81 Blake Bell
WR:	14 Stefon Diggs	17 Jarius Wright	<u>13 Stacy Coley</u>
QB:	7 Case Keenum	5 Teddy Bridgewater	<u>1 Kyle Sloter</u>
FB:	30 C.J. Ham		
HB:	25 Latavius Murray	or 21 Jerick McKinnon	31 Mack Brown

DEFENSE

LE:	99 Danielle Hunter	96 Brian Robison	
DT:	92 Tom Johnson	<u>94 Jaleel Johnson</u>	
NT:	98 Linval Joseph	93 Shamar Stephen	
RE:	97 Everson Griffen	91 Stephen Weatherly	<u>90 Tashawn Bower</u>
WLB:	<u>42 Ben Gedeon</u>	59 Emmanuel Lamur	
MLB:	54 Eric Kendricks	40 Kentrell Brothers	
SLB:	55 Anthony Barr	<u>50 Eric Wilson</u>	
LCB:	26 Trae Waynes	23 Terence Newman	35 Marcus Sherels
RCB:	29 Xavier Rhodes	20 Mackensie Alexander	24 Tramaine Brock
SS:	34 Andrew Sendejo	27 Jayron Kearse	
FS:	22 Harrison Smith	41 Anthony Harris	

SPECIAL TEAMS

P:	4 Ryan Quigley		
K:	2 Kai Forbath		
LS:	47 Kevin McDermott		
H:	4 Ryan Quigley		
KR:	35 Marcus Sherels	21 Jerick McKinnon	<u>13 Stacy Coley</u>
PR:	35 Marcus Sherels	<u>13 Stacy Coley</u>	

* Underlined players denotes rookies

PRONUNCIATION GUIDE

PLAYER PRONUNCIATION

Joe Berger	BUR-jur
Tashawn Bower.....	tuh-SHAWN
Aviante Collins.....	AH-vee-on
Stefon Diggs.....	steff-ON
Pat Elflein	ELF-line
Ben Gedeon	ged-E-uhn
Danielle Hunter.....	duh-KNEEL
Danny Isidora	iz-uh-DORA
Linval Joseph.....	lin-VALL
Jayron Kearse.....	JAY-ron
Emmanuel Lamur	luh-MER
Xavier Rhodes.....	EX-ay-vier
Brian Robison	ROB-ah-sin
Andrew Sendejo	sin-DAY-ho
Marcus Sherels	SHARE-els
Kyle Sloter	slow-dur
Shamar Stephen	STEF-an
Adam Thielen	THEE-lin
Stephen Weatherly.....	STEE-ven

COACH PRONUNCIATION

Mike Priefer	PREE-fur
Andrew Janocko	juh-NO-coe
Mark Uyeyama	ooh-ee-YAH-muh

MINNESOTA VIKINGS 2017 PARTICIPATION CHART

Date Opponent	9/11	9/17	9/24	10/1	10/9	10/15	10/22	10/29	11/12	11/19	11/23	12/3	12/10	12/17	12/23	12/31	2017 Season				Career	
	NO	@ PIT	TB	DET	@ CHI	GB	BAL	@ CLE	@ WAS	LAR	@ DET	@ ATL	@ CAR	CIN	@ GB	CHI	GP	GS	DNP	IA	GP	GS
Adams, Rodney	I	I	I	I	I	I	DNP	I	PS	PS	PS	PS	-	-	-	-	0	0	1	7	0	0
Alexander, Mackensie	P	P	P	P	P	P	I	P	P	P	P	P	-	-	-	-	11	0	-	1	24	0
Barr, Anthony	S	S	S	S	S	S	S	S	S	S	S	S	-	-	-	-	12	12	-	-	54	54
Beavers, Willie	N	N	N	N	N	N	N	N	PS	N	N	N	-	-	-	-	0	0	-	-	2	0
Bell, Blake	P	P	P	S	P	P	S	P	P	P	P	P	-	-	-	-	12	2	-	-	39	7
Berger, Joe	S	S	S	S	S	S	S	S	S	S	S	S	-	-	-	-	12	12	-	-	141	80
Bower, Tashawn	I	I	I	I	I	I	I	P	I	P	I	I	-	-	-	-	2	0	-	10	2	0
Bradford, Sam	S	I	I	I	S	I	I	I	IR	IR	IR	IR	-	-	-	-	2	2	-	6	80	80
Bradley, Dylan	PS	PS	PS	PS	PS	PS	PS	PS	PS	PS	PS	PS	-	-	-	-	0	0	-	-	0	0
Bridgewater, Teddy	PUP-R	PUP-R	PUP-R	PUP-R	PUP-R	PUP-R	PUP-R	PUP-R	DNP	DNP	DNP	DNP	-	-	-	-	0	0	4	-	29	28
Brock, Tramaine	I	I	P	P	P	P	DNP	P	P	P	P	P	-	-	-	-	9	0	1	2	89	40
Brothers, Kentrell	P	P	P	P	P	P	P	P	P	P	P	P	-	-	-	-	12	0	-	-	22	0
Brown, Mack	N	N	N	N	N	N	N	N	I	I	I	I	-	-	-	-	0	0	-	4	12	0
Carter, Kyle	PS	PS	PS	PS	PS	PS	PS	PS	PS	PS	PS	PS	-	-	-	-	0	0	-	-	0	0
Coley, Stacy	P	DNP	I	I	I	P	P	P	I	I	I	I	-	-	-	-	4	0	1	7	4	0
Collins, Aviante	I	I	I	DNP	P	I	I	P	DNP	I	I	I	-	-	-	-	2	0	2	8	2	0
Cook, Dalvin	S	S	S	S	IR	IR	IR	IR	IR	IR	IR	IR	-	-	-	-	4	4	-	-	4	4
Diggs, Stefon	S	S	S	S	S	I	I	S	S	S	S	S	-	-	-	-	10	10	-	2	36	30
Easton, Nick	S	S	S	S	S	I	I	S	S	S	S	S	-	-	-	-	9	9	-	3	20	14
Edison, Cornelius	PS	PS	PS	PS	PS	PS	PS	I	PS	PS	PS	PS	-	-	-	-	0	0	-	1	0	0
Elflein, Pat	S	S	S	S	S	S	S	S	S	S	S	S	-	-	-	-	12	12	-	-	12	12
Exum Jr., Antone	I	N	N	N	N	N	N	N	N	N	N	N	-	-	-	-	0	0	-	1	27	2
Floyd, Michael	SUS	SUS	SUS	SUS	P	S	I	P	P	P	P	P	-	-	-	-	7	1	-	1	83	48
Floyd, Sharrif	NFI	NFI	NFI	NFI	NFI	NFI	NFI	NFI	NFI	NFI	NFI	NFI	-	-	-	-	0	0	-	-	44	24
Forbath, Kai	P	P	P	P	P	P	P	P	P	P	P	P	-	-	-	-	12	0	-	-	70	0
Gedeon, Ben	S	S	S	P	S	P	S	P	S	P	P	S	-	-	-	-	12	7	-	-	12	7
Griffen, Everson	S	S	S	S	S	S	S	S	I	S	S	S	-	-	-	-	11	11	-	1	117	59
Ham, C.J.	P	P	P	P	P	P	P	P	P	P	P	P	-	-	-	-	12	0	-	-	12	0
Harris, Anthony	P	P	P	P	P	S	P	S	P	S	P	P	-	-	-	-	12	3	-	-	32	8
Hill, Bronson	PS	PS	PS	PS	PS	PS	PS	PS	N	N	N	N	-	-	-	-	0	0	-	-	0	0
Hill, Rashod	P	DNP	P	I	I	DNP	P	P	S	S	S	S	-	-	-	-	8	4	2	2	9	4
Hunter, Danielle	S	S	S	S	S	S	S	S	S	S	S	S	-	-	-	-	12	12	-	-	42	13
Isidora, Danny	I	I	I	I	I	P	P	S	DNP	DNP	DNP	DNP	-	-	-	-	3	1	4	5	3	1
Johnson, Jaleel	I	I	I	I	P	P	DNP	I	P	P	I	I	-	-	-	-	4	0	1	7	4	0
Johnson, Tom	S	S	S	S	S	S	S	S	P	S	S	S	-	-	-	-	12	11	-	-	98	20
Jones, Cayleb	PS	PS	PS	PS	PS	PS	PS	PS	PS	PS	PS	PS	-	-	-	-	0	0	-	-	0	0
Joseph, Linval	S	S	S	S	S	S	S	S	S	S	S	S	-	-	-	-	12	12	-	-	109	102
Kearse, Jayron	P	P	P	P	I	P	P	P	P	P	P	P	-	-	-	-	11	0	-	1	27	1
Keenum, Case	DNP	S	S	S	P	S	S	S	S	S	S	S	-	-	-	-	11	10	1	-	37	34
Kendricks, Eric	S	S	S	S	S	S	S	S	S	S	S	S	-	-	-	-	12	12	-	-	41	37
Lamur, Emmanuel	P	P	P	P	P	P	P	P	P	P	P	P	-	-	-	-	12	0	-	-	67	15
Lang, Cedrick	PS	PS	PS	PS	PS	PS	PS	PS	PS	PS	PS	PS	-	-	-	-	0	0	-	-	0	0
Lee, Elijah	PS	N	N	N	N	N	N	N	N	N	N	N	-	-	-	-	0	0	-	-	0	0
McDermott, Kevin	P	P	P	P	P	P	P	P	P	P	P	P	-	-	-	-	12	0	-	-	67	0
McKinnon, Jerick	P	P	P	P	P	P	P	P	P	P	P	P	-	-	-	-	12	0	-	-	54	13
Morgan, David	P	P	S	P	P	P	P	S	P	S	S	S	-	-	-	-	12	6	-	-	24	6
Murray, Latavius	P	P	P	P	S	S	S	S	S	S	S	S	-	-	-	-	12	8	-	-	57	39
Newman, Terence	P	P	P	S	P	S	P	S	P	S	S	P	-	-	-	-	12	5	-	-	217	203
Odenigbo, Ifeadi	PS	PS	PS	PS	PS	PS	PS	PS	PS	PS	PS	PS	-	-	-	-	0	0	-	-	0	0
Quigley, Ryan	P	P	P	P	P	P	P	P	P	P	P	P	-	-	-	-	12	0	-	-	63	0
Reiff, Riley	S	S	S	S	S	S	S	S	S	S	S	S	-	-	-	-	12	12	-	-	89	81
Remmers, Mike	S	S	S	S	S	S	S	S	I	I	I	I	-	-	-	-	8	8	-	4	46	45
Rhodes, Xavier	S	S	S	S	S	S	S	S	S	S	S	S	-	-	-	-	12	12	-	-	71	64
Richardson, Horace	PS	PS	PS	PS	PS	PS	PS	PS	PS	PS	PS	PS	-	-	-	-	0	0	-	-	0	0
Robison, Brian	P	P	P	P	P	P	P	P	S	I	P	P	-	-	-	-	11	1	-	1	169	103
Rudolph, Kyle	S	S	S	S	S	S	S	S	S	S	S	S	-	-	-	-	12	12	-	-	92	84
Sankey, Bishop	IR	IR	IR	IR	IR	IR	IR	IR	IR	IR	IR	IR	-	-	-	-	0	0	-	-	29	12
Sendejo, Andrew	S	S	S	S	S	I	S	SUS	S	I	S	S	-	-	-	-	9	9	-	2	86	49
Shelton, R.J.	IR	IR	IR	IR	IR	IR	IR	IR	N	N	N	N	-	-	-	-	0	0	-	-	0	0
Sherels, Marcus	P	P	P	P	P	P	P	P	P	P	P	P	-	-	-	-	12	0	-	-	104	6
Sirles, Jeremiah	P	P	P	P	P	S	S	I	I	P	P	P	-	-	-	-	10	2	-	2	26	13
Sloter, Kyle	PS	DNP	DNP	DNP	I	DNP	DNP	DNP	I	I	I	I	-	-	-	-	0	0	6	5	0	0
Smith, Harrison	S	S	S	S	S	S	S	S	S	S	S	S	-	-	-	-	12	12	-	-	79	78
Stephen, Shamar	P	P	P	P	P	P	P	P	S	P	P	P	-	-	-	-	12	1	-	-	49	21
Thielen, Adam	S	S	S	S	S	S	S	S	S	S	S	S	-	-	-	-	12	12	-	-	60	26
Tocho, Jack	N	N	PS	PS	PS	PS	PS	PS	N	PS	PS	PS	-	-	-	-	0	0	-	-	0	0
Treadwell, Laquon	S	S	P	P	S	P	S	P	S	P	P	P	-	-	-	-	12	5	-	-	21	5
Washington, Shaan	IR	IR	IR	IR	IR	IR	IR	IR	IR	IR	IR	IR	-	-	-	-	0	0	-	-	0	0
Waynes, Trae	S	S	S	S	S	S	S	S	S	S	S	S	-	-	-	-	12	12	-	-	42	21
Weatherly, Stephen	P	P	P	P	P	P	P	I	P	P	P	P	-	-	-	-	11	0	-	1	13	0
Williams, Antwione	N	PS	PS	PS	PS	PS	PS	PS	PS	PS	PS	PS	-	-	-	-	0	0	-	-	14	3
Wilson, Eric	P	P	P	P	P	P	P	P	P	P	P	P	-	-	-	-	12	0	-	-	12	0
Wright, Jarius	P	P	P	P	P	P	P	P	P	P	P	P	-	-	-	-	12	0	-	-	75	14

P-played; S-started; DNP-did not play; IR-injured reserve; N-not with club; I-inactive; NFI-non-football illness; PS-Practice Squad; SUS-Reserve/Suspended; RE-Roster Exemption; PUP-A - Active/Physically Unable to Perform; PUP-R - Reserve/Physically Unable to Perform

2017 VIKINGS ROSTER MOVES

DATE	POS	PLAYER	TRANSACTION	DATE	POS	PLAYER	TRANSACTION
November 14	S	TOCHO, Jack	Signed to Practice Squad	September 2	WR	FLOYD, Michael	Placed on Reserve/Suspended
November 14	G	BEAVERS, Willie	Waived from Practice Squad	September 2	CB	BROCK Sr., Tramaine	Acquired via trade with Seattle
November 8	QB	BRIDGEWATER, Teddy	Activated to 53-man roster	August 20	QB	LEIDNER, Mitch	Signed
November 8	QB	BRADFORD, Sam	Placed on Injured Reserve	August 20	LB	SANKEY, Darnell	Waived
November 7	G	BEAVERS, Willie	Signed to Practice Squad	August 13	RB	SANKEY, Bishop	Placed on Injured Reserve
November 7	RB	HILL, Bronson	Waived from Practice Squad	August 12	RB	HILL, Bronson	Signed
November 7	WR	SHELTON, R.J.	Waived from Injured Reserve	August 12	RB	SANKEY, Bishop	Waived-Injured
November 1	S	TOCHO, Jack	Waived from Practice Squad	August 7	RB	MURRAY, Latavius	Removed from Physically Unable to Perform List
November 1	C	EDISON, Cornelius	Signed to Practice Squad	July 31	LB	WASHINGTON, Shaan	Placed on Injured Reserve
November 1	WR	ADAMS, Rodney	Signed to Practice Squad	July 29	LB	SANKEY, Darnell	Signed
October 30	WR	ADAMS, Rodney	Waived	July 29	LB	WASHINGTON, Shaan	Waived-Injured
October 30	C	EDISON, Cornelius	Waived	July 28	LB	DAVIS, Noor	Signed
October 30	RB	BROWN, Mack	Claimed via Waivers (WASH)	July 28	QB	LUNT, Wes	Waived
October 30	S	SENDEJO, Andrew	Removed from Suspended List	July 26	QB	BRIDGEWATER, Teddy	Placed on Physically Unable to Perform
October 28	C	EDISON, Cornelius	Signed to Active Roster	July 26	CB	BROWN, Sam	Signed
October 28	S	SENDEJO, Andrew	Placed on Suspended List	July 26	T	UZDAVINIS, Arturo	Waived
October 9	WR	FLOYD, Michael	Activated to 53-man roster	July 24	DT	FLOYD, Shariff	Placed on Non-Football Injury
October 9	RB	RIDLEY, Stevan	Waived	July 24	RB	MURRAY, Latavius	Placed on Physically Unable to Perform
October 5	RB	RIDLEY, Stevan	Signed	July 24	LB	WASHINGTON, Shaan	Placed on Physically Unable to Perform
October 5	RB	COOK, Dalvin	Placed on Injured Reserve	July 24	T	UZDAVINIS, Arturo	Signed
September 20	S	TOCHO, Jack	Signed to Practice Squad	July 21	DT	CLEMENTS, Chunky	Signed
September 16	QB	SLOTTER, Kyle	Signed to Vikings 53-man roster	July 21	DE	KIDDER, Caleb	Waived
September 16	S	EXUM Jr., Antone	Waived	June 16	S	ARMSTRONG, Tommy	Waived
September 14	LB	WILLIAMS, Antwione	Signed to Practice Squad	May 31	RB	COOK, Dalvin	Signed
September 14	LB	LEE, Elijah	Signed to 49ers 53-Man Roster	May 30	S	ARMSTRONG, Tommy	Signed
September 12	QB	HEINICKE, Taylor	Contract Termination from IR	May 30	WR	MATHEWS, Mitch	Waived
September 12	TE	HODGES, Bucky	Contract Termination from IR	May 30	WR	COLEY, Stacy	Signed
September 8	DT	JONES, Datone	Contract Termination from IR	May 30	C	ELFLEIN, Pat	Signed
September 4	C	EDISON, Cornelius	Signed to Practice Squad	May 30	TE	HODGES, Bucky	Signed
September 4	T	LANG, Cedrick	Signed to Practice Squad	May 30	LB	LEE, Elijah	Signed
September 4	QB	SLOTTER, Kyle	Signed to Practice Squad	May 30	S	TOCHO, Jack	Signed
September 3	TE	BELL, Blake	Claimed via Waivers (SF)	May 25	DT	JOHNSON, Jaleel	Signed
September 3	TE	HODGES, Bucky	Released (Injured)	May 25	LB	GEDEON, Ben	Signed
September 3	CB	RICHARDSON, Horace	Signed to Practice Squad	May 25	G	ISIDORA, Danny	Signed
September 3	DE	ODENIGBO, Ifeadi	Signed to Practice Squad	May 25	DE	ODENIGBO, Ifeadi	Signed
September 3	LB	LEE, Elijah	Signed to Practice Squad	May 25	WR	ADAMS, Rodney	Signed
September 3	WR	JONES, Cayleb	Signed to Practice Squad	May 17	DT	SUTTON, Will	Signed
September 3	RB	HILL, Bronson	Signed to Practice Squad	May 17	DT	JOHNSON, Toby	Waived
September 3	TE	CARTER, Kyle	Signed to Practice Squad	May 16	G	TAGALOA, Freddie	Signed
September 3	DT	BRADLEY, Dylan	Signed to Practice Squad	May 16	DE	DUBOSE, B.J.	Waived
September 2	G	BEAVERS, Willie	Released	May 10	WR	FLOYD, Michael	Signed
September 2	WR	BOHRINGER, Moritz	Released	May 10	T	FETT, Nick	Waived
September 2	G	BOONE, Alex	Released	May 5	LB	WILSON, Eric	Signed
September 2	DT	BRADLEY, Dylan	Released	May 5	LB	WASHINGTON, Shaan	Signed
September 2	CB	BROWN, Sam	Released	May 5	WR	SHELTON, R.J.	Signed
September 2	TE	CARTER, Kyle	Released	May 5	CB	RICHARDSON, Horace	Signed
September 2	DT	CLEMENTS, Chunky	Released	May 5	TE	PRICE, Josiah	Signed
September 2	OL	CLEMMINGS, T.J.	Released	May 5	RB	NEWBY, Terrell	Signed
September 2	LB	DAVIS, Noor	Released	May 5	DE	McCASKILL, Sam	Signed
September 2	T	FRAGEL, Reid	Released	May 5	QB	LUNT, Wes	Signed
September 2	WR	FRUECHTE, Isaac	Released	May 5	DE	KIDDER, Caleb	Signed
September 2	QB	HEINICKE, Taylor	Released (Injured)	May 5	T	FETT, Nick	Signed
September 2	RB	HILL, Bronson	Released	May 5	T	COLLINS, Aviante	Signed
September 2	WR	JONES, Cayleb	Released	May 5	DT	BRADLEY, Dylan	Signed
September 2	G	KERIN, Zac	Released	May 5	DE	BOWER, Tashawn	Signed
September 2	K	KOEHN, Marshall	Released	May 4	DT	BAILEY, Sterling	Released
September 2	LB	LEE, Elijah	Released	May 4	T	LUCAS, Marquis	Released
September 2	QB	LEIDNER, Mitch	Released	May 4	S	THOMPSON, Cedric	Released
September 2	DE	McCASKILL, Sam	Released	April 4	QB	KEENUM, Case	Signed
September 2	RB	NEWBY, Terrell	Released	April 4	P	QUIGLEY, Ryan	Signed
September 2	DE	ODENIGBO, Ifeadi	Released	March 30	WR	MATHEWS, Mitch	Signed
September 2	CB	PRICE, Jabari	Released	March 30	CB	SINKFIELD, Terrell	Signed
September 2	TE	PRICE, Josiah	Released	March 30	TE	TRUESDELL, Nick	Signed
September 2	CB	RICHARDSON, Horace	Released	March 24	DT	CRICHTON, Scott	Waived
September 2	CB	ROBERSON, Tre	Released	March 20	WR	THIELEN, Adam	Re-Signed
September 2	LB	ROBINSON, Edmond	Released	March 17	CB	NEWMAN, Terence	Signed
September 2	WR	SHELTON, R.J.	Released (Injured)	March 16	RB	MURRAY, Latavius	Signed
September 2	T	SHEPHERD, Austin	Released	March 14	DE	JONES, Datone	Signed
September 2	CB	SINKFIELD, Terrell	Released	March 10	T	REIFF, Riley	Signed
September 2	DT	SUTTON, Will	Released	March 10	T	REMMERS, Mike	Signed
September 2	P	SYMMANK, Taylor	Released	February 10	G	HARRIS, Mike	Released
September 2	G	TAGALOA, Freddie	Released	February 10	G	FUSCO, Brandon	Released
September 2	S	TOCHO, Jack	Released	January 3	T	FRAGEL, Reid	Reserve/Future Free Agent Signing
September 2	TE	TRUESDELL, Nick	Released	January 3	K	KOEHN, Marshall	Reserve/Future Free Agent Signing
September 2	DT	JONES, Datone	Placed on Injured Reserve	January 3	P	SYMMANK, Taylor	Reserve/Future Free Agent Signing
September 2	QB	BRIDGEWATER, Teddy	Placed on Reserve/PUP	January 2	DT	BAILEY, Sterling	Reserve/Future Free Agent Signing
September 2	DT	FLOYD, Shariff	Placed on Reserve/NFI	January 2	WR	BÖRINGER, Moritz	Reserve/Future Free Agent Signing

GAME-BY-GAME RUSHING STATISTICS

7 · CASE KEENUM · QB

OPPONENT	No	Yds	Avg	Lg	TD
vs. NO - 9/11	DID NOT PLAY				
at PIT - 9/17*	0	0	0.0	0	0
vs. TB - 9/24*	6	18	3.0	12	0
vs. DET - 10/1*	0	0	0.0	0	0
at CHI - 10/9	1	22	22.0	22	0
vs. GB - 10/15*	2	15	7.5	16	0
vs. BAL - 10/22*	1	9	9.0	9	0
at CLE (UK) - 10/29*	0	0	0.0	0	0
at WAS - 11/12*	3	-1	-0.3	1	0
vs LAR - 11/19*	3	20	6.7	14	0
at DET - 11/23*	7	20	2.9	9t	1
at ATL - 12/3*	4	-1	-0.3	2	0
at CAR - 12/10					
vs. CIN - 12/17					
at GB - 12/23					
vs CHI - 12/31					
2017 TOTALS	27	102	3.8	22	1
CAREER	169	438	2.6	24	2

8 · SAM BRADFORD · QB

OPPONENT	No	Yds	Avg	Lg	TD
vs. NO - 9/11*	2	-3	-1.5	-1	0
at PIT - 9/17	INACTIVE				
vs. TB - 9/24	INACTIVE				
vs. DET - 10/1	INACTIVE				
at CHI - 10/9*	0	0	0.0	0	0
vs. GB - 10/15	INACTIVE				
vs. BAL - 10/22	INACTIVE				
at CLE (UK) - 10/29	INACTIVE				
at WAS - 11/12	INJURED/RESERVE				
vs LAR - 11/19	INJURED/RESERVE				
at DET - 11/23	INJURED/RESERVE				
at ATL - 12/3	INJURED/RESERVE				
at CAR - 12/10					
vs. CIN - 12/17					
at GB - 12/23					
vs CHI - 12/31					
2017 TOTALS	2	-3	-1.5	-1	0
CAREER	144	333	2.3	24	2

14 · STEFON DIGGS · WR

OPPONENT	No	Yds	Avg	Lg	TD
vs. NO - 9/11*	1	-6	-6.0	-6	0
at PIT - 9/17*	1	4	4.0	4	0
vs. TB - 9/24*	0	0	0.0	0	0
vs. DET - 10/1*	0	0	0.0	0	0
at CHI - 10/9*	0	0	0	0	0
vs. GB - 10/15	INACTIVE				
vs. BAL - 10/22	INACTIVE				
at CLE (UK) - 10/29*	1	-1	-1.0	-1	0
at WAS - 11/12*	0	0	0.0	0	0
vs LAR - 11/19*	0	0	0.0	0	0
at DET - 11/23*	1	9	9.0	9	0
at ATL - 12/3*	1	5	5.0	5	0
at CAR - 12/10					
vs. CIN - 12/17					
at GB - 12/23					
vs CHI - 12/31					
2017 TOTALS	5	11	2.2	9	0
CAREER	11	34	3.1	12	0

17 · JARIUS WRIGHT · WR

OPPONENT	No	Yds	Avg	Lg	TD
vs. NO - 9/11	0	0	0.0	0	0
at PIT - 9/17	0	0	0.0	0	0
vs. TB - 9/24	0	0	0.0	0	0
vs. DET - 10/1	0	0	0.0	0	0
at CHI - 10/9	0	0	0.0	0	0
vs. GB - 10/15	0	0	0.0	0	0
vs. BAL - 10/22	0	0	0.0	0	0
at CLE (UK) - 10/29	0	0	0.0	0	0
at WAS - 11/12	0	0	0.0	0	0
vs LAR - 11/19	0	0	0.0	0	0
at DET - 11/23	0	0	0.0	0	0
at ATL - 12/3	0	0	0.0	0	0
at CAR - 12/10					
vs. CIN - 12/17					
at GB - 12/23					
vs CHI - 12/31					
2017 TOTALS	0	0	0.0	0	0
CAREER	8	111	13.9	29	0

19 · ADAM THIELEN · WR

OPPONENT	No	Yds	Avg	Lg	TD
vs. NO - 9/11*	0	0	0.0	0	0
at PIT - 9/17*	0	0	0.0	0	0
vs. TB - 9/24*	0	0	0.0	0	0
vs. DET - 10/1*	0	0	0.0	0	0
at CHI - 10/9*	1	11	11.0	11	0
vs. GB - 10/15*	0	0	0.0	0	0
vs. BAL - 10/22*	0	0	0.0	0	0
at CLE (UK) - 10/29*	0	0	0.0	0	0
at WAS - 11/12*	0	0	0.0	0	0
vs LAR - 11/19*	0	0	0.0	0	0
at DET - 11/23*	0	0	0.0	0	0
at ATL - 12/3*	0	0	0.0	0	0
at CAR - 12/10					
vs. CIN - 12/17					
at GB - 12/23					
vs CHI - 12/31					
2017 TOTALS	1	11	11.0	11	0
CAREER	7	115	16.4	41	0

21 · JERICK MCKINNON · RB

OPPONENT	No	Yds	Avg	Lg	TD
vs. NO - 9/11	3	5	1.7	10	0
at PIT - 9/17	3	16	5.3	9	0
vs. TB - 9/24	2	5	2.5	4	0
vs. DET - 10/1	2	0	0.0	4	0
at CHI - 10/9	16	95	5.9	58t	1
vs. GB - 10/15	15	69	4.6	20	1
vs. BAL - 10/22	14	47	3.4	7	0
at CLE (UK) - 10/29	14	50	3.6	10	1
at WAS - 11/12	10	32	3.2	10	0
vs LAR - 11/19	14	48	3.4	9	0
at DET - 11/23	13	23	1.8	16	0
at ATL - 12/3	9	24	2.7	7	0
at CAR - 12/10					
vs. CIN - 12/17					
at GB - 12/23					
vs CHI - 12/31					
2017 TOTALS	115	414	3.6	58t	3
CAREER	439	1,762	4.3	68t	7

25 · LATAVIUS MURRAY · RB

OPPONENT	No	Yds	Avg	Lg	TD
vs. NO - 9/11	2	6	3.0	3	0
at PIT - 9/17	3	6	2.0	4	0
vs. TB - 9/24	2	5	2.5	3	0
vs. DET - 10/1	7	21	3.0	5	0
at CHI - 10/9*	12	31	2.6	8	0
vs. GB - 10/15*	15	28	1.9	10	0
vs. BAL - 10/22*	18	113	6.3	35	1
at CLE (UK) - 10/29*	19	39	2.1	10	0
at WAS - 11/12*	17	68	4.0	14	1
vs LAR - 11/19*	15	95	6.3	34	2
at DET - 11/23*	20	84	4.2	46	1
at ATL - 12/3*	16	76	4.8	30	0
at CAR - 12/10					
vs. CIN - 12/17					
at GB - 12/23					
vs CHI - 12/31					
2017 TOTALS	146	572	3.9	46	5
CAREER	689	2,850	4.1	90t	25

30 · C.J. HAM · FB

OPPONENT	No	Yds	Avg	Lg	TD
vs. NO - 9/11	0	0	0.0	0	0
at PIT - 9/17	1	1	1.0	1t	1
vs. TB - 9/24	0	0	0.0	0	0
vs. DET - 10/1	0	0	0.0	0	0
at CHI - 10/9	1	0	0.0	0	0
vs. GB - 10/15	0	0	0.0	0	0
vs. BAL - 10/22	0	0	0.0	0	0
at CLE (UK) - 10/29	0	0	0.0	0	0
at WAS - 11/12	1	3	3.0	3	0
vs LAR - 11/19	3	8	2.7	3	0
at DET - 11/23	0	0	0.0	0	0
at ATL - 12/3	1	1	1.0	1	0
at CAR - 12/10					
vs. CIN - 12/17					
at GB - 12/23					
vs CHI - 12/31					
2017 TOTALS	7	13	1.9	3	1
CAREER	7	13	1.9	3	1

33 · DALVIN COOK · RB

OPPONENT	No	Yds	Avg	Lg	TD
vs. NO - 9/11*	22	127	5.8	33	0
at PIT - 9/17*	12	64	5.3	25	0
vs. TB - 9/24*	27	97	3.6	26	1
vs. DET - 10/1*	13	66	5.1	10	1
at CHI - 10/9	INJURED/RESERVE				
vs. GB - 10/15	INJURED/RESERVE				
vs. BAL - 10/22	INJURED/RESERVE				
at CLE (UK) - 10/29	INJURED/RESERVE				
at WAS - 11/12	INJURED/RESERVE				
vs LAR - 11/19	INJURED/RESERVE				
at DET - 11/23	INJURED/RESERVE				
at ATL - 12/3	INJURED/RESERVE				
at CAR - 12/10					
vs. CIN - 12/17					
at GB - 12/23					
vs CHI - 12/31					
2017 TOTALS	74	354	4.8	33	2
CAREER	74	354	4.8	33	2

* Denotes started game

GAME-BY-GAME PASSING STATISTICS

8 · SAM BRADFORD · QB

OPPONENT	Att	Comp	Yds	Pct.	TD	INT	Lng	Sack	Lost	Rating
vs. NO - 9/11*	32	27	346	84.3%	3	0	44	1	5	143.0
at PIT - 9/17	INACTIVE									
vs. TB - 9/24	INACTIVE									
vs. DET - 10/1	INACTIVE									
at CHI - 10/9*	11	5	36	45.0%	0	0	14	4	35	53.6
vs. GB - 10/15	INACTIVE									
vs. BAL - 10/22	INACTIVE									
at CLE (UK) - 10/29	INACTIVE									
at WAS - 11/12	INJURED/RESERVE									
vs LAR - 11/19	INJURED/RESERVE									
at DET - 11/23	INJURED/RESERVE									
at ATL - 12/3	INJURED/RESERVE									
at CAR - 12/10	INJURED/RESERVE									
vs. CIN - 12/17	INJURED/RESERVE									
at GB - 12/23	INJURED/RESERVE									
vs CHI - 12/31	INJURED/RESERVE									
2017 TOTALS	43	32	382	74.4%	3	0	44	5	40	124.4
CAREER	2,887	1,805	19,049	62.5%	101	57	80t	190	1338	85.1

7 · CASE KEENUM · QB

OPPONENT	Att	Comp	Yds	Pct.	TD	INT	Lng	Sack	Lost	Rating
vs. NO - 9/11	DID NOT PLAY									
at PIT - 9/17*	37	20	167	54.1%	0	0	27	2	21	65.9
vs. TB - 9/24*	33	25	369	75.8%	3	0	59t	0	0	142.1
vs. DET - 10/1*	30	16	219	53.3%	0	0	33	2	22	76.9
at CHI - 10/9	21	17	140	80.9%	1	0	19	0	0	110.3
vs. GB - 10/15*	38	24	239	63.2%	1	1	27t	0	0	78.8
vs. BAL - 10/22*	31	20	188	64.5%	0	1	30	0	0	67.7
at CLE (UK) - 10/29*	43	27	288	62.8%	2	1	25	1	1	88.1
at WAS - 11/12*	29	21	304	72.4%	4	2	51	0	0	117.0
vs LAR - 11/19*	38	27	280	71.1%	1	0	65t	0	0	100.8
at DET - 11/23*	30	21	282	70.0%	2	0	37	2	10	121.8
at ATL - 12/3*	30	25	227	83.3%	2	0	22	2	20	120.4
at CAR - 12/10	INJURED/RESERVE									
vs. CIN - 12/17	INJURED/RESERVE									
at GB - 12/23	INJURED/RESERVE									
vs CHI - 12/31	INJURED/RESERVE									
2017 TOTALS	360	243	2,703	67.5%	16	5	65t	9	74	98.7
CAREER	1,137	697	7,927	61.3%	40	25	66	58	458	84.8

* Denotes started game

GAME-BY-GAME RECEIVING STATISTICS

11 · LAQUON TREADWELL · WR

OPPONENT	No	Yds	Avg	Lg	TD
vs. NO - 9/11*	1	7	7.0	7	0
at PIT - 9/17*	3	33	11.3	15	0
vs. TB - 9/24	1	2	2.0	2	0
vs. DET - 10/1	0	0	0.0	0	0
at CHI - 10/9*	0	0	0.0	0	0
vs. GB - 10/15	3	51	17.0	25	0
vs. BAL - 10/22*	3	28	9.3	11	0
at CLE (UK) - 10/29	1	21	21.0	21	0
at WAS - 11/12*	0	0	0.0	0	0
vs LAR - 11/19	2	10	5.0	10	0
at DET - 11/23	0	0	0.0	0	0
at ATL - 12/3	1	9	9.0	9	0
at CAR - 12/10					
vs. CIN - 12/17					
at GB - 12/23					
vs CHI - 12/31					
2017 TOTALS	15	161	10.7	25	0
CAREER	16	176	11.0	25	0

12 · RODNEY ADAMS · WR

OPPONENT	No	Yds	Avg	Lg	TD
vs. NO - 9/11	INACTIVE				
at PIT - 9/17	INACTIVE				
vs. TB - 9/24	INACTIVE				
vs. DET - 10/1	INACTIVE				
at CHI - 10/9	INACTIVE				
vs. GB - 10/15	INACTIVE				
vs. BAL - 10/22	DID NOT PLAY				
at CLE (UK) - 10/29	INACTIVE				
at WAS - 11/12	PRACTICE SQUAD				
vs LAR - 11/19	PRACTICE SQUAD				
at DET - 11/23	PRACTICE SQUAD				
at ATL - 12/3	PRACTICE SQUAD				
at CAR - 12/10					
vs. CIN - 12/17					
at GB - 12/23					
vs CHI - 12/31					
2016 TOTALS	0	0	0.0	0	0
CAREER	0	0	0.0	0	0

13 · STACY COLEY · WR

OPPONENT	No	Yds	Avg	Lg	TD
vs. NO - 9/11	0	0	0.0	0	0
at PIT - 9/17	DID NOT PLAY				
vs. TB - 9/24	INACTIVE				
vs. DET - 10/1	INACTIVE				
at CHI - 10/9	INACTIVE				
vs. GB - 10/15	0	0	0.0	0	0
vs. BAL - 10/22	0	0	0.0	0	0
at CLE (UK) - 10/29	0	0	0.0	0	0
at WAS - 11/12	INACTIVE				
vs LAR - 11/19	INACTIVE				
at DET - 11/23	INACTIVE				
at ATL - 12/3	INACTIVE				
at CAR - 12/10					
vs. CIN - 12/17					
at GB - 12/23					
vs CHI - 12/31					
2016 TOTALS	0	0	0.0	0	0
CAREER	0	0	0.0	0	0

14 · STEFON DIGGS · WR

OPPONENT	No	Yds	Avg	Lg	TD
vs. NO - 9/11*	7	93	13.3	30	2
at PIT - 9/17*	2	27	13.5	21	0
vs. TB - 9/24*	8	173	21.6	59t	2
vs. DET - 10/1*	5	98	19.6	33	0
at CHI - 10/9*	1	4	4.0	4	0
vs. GB - 10/15	INACTIVE				
vs. BAL - 10/22	INACTIVE				
at CLE (UK) - 10/29*	4	27	6.8	10	0
at WAS - 11/12*	4	78	19.5	51	1
vs LAR - 11/19*	4	32	8.0	10	0
at DET - 11/23*	5	66	13.2	37	0
at ATL - 12/3*	2	32	16.0	19	0
at CAR - 12/10					
vs. CIN - 12/17					
at GB - 12/23					
vs CHI - 12/31					
2017 TOTALS	42	630	15.0	59t	5
CAREER	178	2,253	12.7	59t	12

17 · JARIUS WRIGHT · WR

OPPONENT	No	Yds	Avg	Lg	TD
vs. NO - 9/11	1	21	21.0	21	0
at PIT - 9/17	1	9	9.0	9	0
vs. TB - 9/24	2	9	4.5	7	1
vs. DET - 10/1	0	0	0	0	0
at CHI - 10/9	0	0	0.0	0	0
vs. GB - 10/15	0	0	0.0	0	0
vs. BAL - 10/22	3	54	18.0	30	0
at CLE (UK) - 10/29	0	0	0.0	0	0
at WAS - 11/12	1	7	7.0	7t	1
vs LAR - 11/19	1	23	23	23	0
at DET - 11/23	2	25	12.5	14	0
at ATL - 12/3	3	18	6.0	13	0
at CAR - 12/10					
vs. CIN - 12/17					
at GB - 12/23					
vs CHI - 12/31					
2017 TOTALS	14	166	11.9	30	2
CAREER	149	2,007	13.5	87t	10

19 · ADAM THIELEN · WR

OPPONENT	No	Yds	Avg	Lg	TD
vs. NO - 9/11*	9	157	17.4	44	0
at PIT - 9/17*	5	44	8.8	24	0
vs. TB - 9/24*	5	98	19.6	45	0
vs. DET - 10/1*	5	59	11.8	24	0
at CHI - 10/9*	5	34	6.8	14	0
vs. GB - 10/15*	9	96	10.7	23	0
vs. BAL - 10/22*	5	41	8.2	14	0
at CLE (UK) - 10/29*	5	98	19.6	25	1
at WAS - 11/12*	8	166	20.8	49	1
vs LAR - 11/19*	6	123	20.5	65t	1
at DET - 11/23*	8	89	11.1	16	0
at ATL - 12/3*	4	51	12.8	22	0
at CAR - 12/10					
vs. CIN - 12/17					
at GB - 12/23					
vs CHI - 12/31					
2017 TOTALS	74	1056	14.3	65t	3
CAREER	163	2,304	14.1	71t	9

21 · JERICK MCKINNON · RB

OPPONENT	No	Yds	Avg	Lg	TD
vs. NO - 9/11	3	32	10.7	25	0
at PIT - 9/17	3	9	3.0	7	0
vs. TB - 9/24	2	-1	-0.5	3	0
vs. DET - 10/1	0	0	0.0	0	0
at CHI - 10/9	6	51	8.5	11	0
vs. GB - 10/15	5	30	6.0	27t	1
vs. BAL - 10/22	3	10	3.3	9	0
at CLE (UK) - 10/29	6	72	12.0	20	0
at WAS - 11/12	2	15	7.5	9	0
vs LAR - 11/19	5	12	2.4	10	0
at DET - 11/23	1	31	31.0	31	0
at ATL - 12/3	5	28	5.6	12	1
at CAR - 12/10					
vs. CIN - 12/17					
at GB - 12/23					
vs CHI - 12/31					
2017 TOTALS	41	289	7.0	31	2
CAREER	132	852	6.5	41	5

25 · LATAVIUS MURRAY · RB

OPPONENT	No	Yds	Avg	Lg	TD
vs. NO - 9/11	0	0	0.0	0	0
at PIT - 9/17	0	0	0.0	0	0
vs. TB - 9/24	0	0	0.0	0	0
vs. DET - 10/1	2	8	4.0	6	0
at CHI - 10/9*	2	12	6.0	9	0
vs. GB - 10/15*	1	10	10.0	10	0
vs. BAL - 10/22*	0	0	0.0	0	0
at CLE (UK) - 10/29*	1	8	8.0	8	0
at WAS - 11/12*	0	0	0.0	0	0
vs LAR - 11/19*	1	1	1.0	1	0
at DET - 11/23*	0	0	0.0	0	0
at ATL - 12/3*	3	21	7.0	12	0
at CAR - 12/10					
vs. CIN - 12/17					
at GB - 12/23					
vs CHI - 12/31					
2017 TOTALS	10	60	6.0	12	0
CAREER	101	699	6.9	46	0

30 · C.J. HAM · FB

OPPONENT	No	Yds	Avg	Lg	TD
vs. NO - 9/11	0	0	0.0	0	0
at PIT - 9/17	0	0	0.0	0	0
vs. TB - 9/24	1	12	12.0	12	0
vs. DET - 10/1	0	0	0.0	0	0
at CHI - 10/9	1	11	11	11	0
vs. GB - 10/15	0	0	0.0	0	0
vs. BAL - 10/22	1	12	12.0	12	0
at CLE (UK) - 10/29	0	0	0.0	0	0
at WAS - 11/12	0	0	0.0	0	0
vs LAR - 11/19	0	0	0.0	0	0
at DET - 11/23	0	0	0.0	0	0
at ATL - 12/3	1	12	12.0	12	0
at CAR - 12/10					
vs. CIN - 12/17					
at GB - 12/23					
vs CHI - 12/31					
2017 TOTALS	4	47	11.8	12	0
CAREER	4	47	0.0	12	0

* Denotes started game

GAME-BY-GAME RECEIVING STATISTICS

33 · DALVIN COOK · RB

OPPONENT	No	Yds	Avg	Lg	TD
vs. NO - 9/11*	3	10	3.3	4	0
at PIT - 9/17*	2	0	0.0	1	0
vs. TB - 9/24*	5	72	14.4	36	0
vs. DET - 10/1*	1	8	8.0	8	0
at CHI - 10/9	INJURED/RESERVE				
vs. GB - 10/15	INJURED/RESERVE				
vs. BAL - 10/22	INJURED/RESERVE				
at CLE (UK) - 10/29	INJURED/RESERVE				
at WAS - 11/12	INJURED/RESERVE				
vs LAR - 11/19	INJURED/RESERVE				
at DET - 11/23	INJURED/RESERVE				
at ATL - 12/3	INJURED/RESERVE				
at CAR - 12/10					
vs. CIN - 12/17					
at GB - 12/23					
vs CHI - 12/31					
2017 TOTALS	11	90	8.2	36	0
CAREER	11	90	8.2	36	0

81 · BLAKE BELL · TE

OPPONENT	No	Yds	Avg	Lg	TD
vs. NO - 9/11	0	0	0	0	0
at PIT - 9/17	0	0	0	0	0
vs. TB - 9/24	0	0	0	0	0
vs. DET - 10/1*	1	12	12.0	12	0
at CHI - 10/9	0	0	0	0	0
vs. GB - 10/15	0	0	0.0	0	0
vs. BAL - 10/22*	0	0	0.0	0	0
at CLE (UK) - 10/29	0	0	0.0	0	0
at WAS - 11/12	0	0	0.0	0	0
vs LAR - 11/19	0	0	0.0	0	0
at DET - 11/23	0	0	0.0	0	0
at ATL - 12/3	0	0	0.0	0	0
at CAR - 12/10					
vs. CIN - 12/17					
at GB - 12/23					
vs CHI - 12/31					
2017 TOTALS	1	12	12.0	12	0
CAREER	20	283	12.9	48	0

82 · KYLE RUDOLPH · TE

OPPONENT	No	Yds	Avg	Lg	TD
vs. NO - 9/11*	3	26	8.7	15	1
at PIT - 9/17*	4	45	11.3	27	0
vs. TB - 9/24*	1	4	4.0	4	0
vs. DET - 10/1*	2	34	17.0	19	0
at CHI - 10/9*	6	45	7.5	13t	1
vs. GB - 10/15*	5	47	9.4	16	0
vs. BAL - 10/22*	5	43	8.6	19	0
at CLE (UK) - 10/29*	6	27	4.5	6	1
at WAS - 11/12*	5	37	7.4	12	0
vs LAR - 11/19*	5	58	11.6	28	0
at DET - 11/23*	4	63	15.8	34	2
at ATL - 12/3*	4	36	9.0	16	1
at CAR - 12/10					
vs. CIN - 12/17					
at GB - 12/23					
vs CHI - 12/31					
2017 TOTALS	50	465	9.3	34	6
CAREER	315	3,086	9.8	47t	35

89 · DAVID MORGAN · TE

OPPONENT	No	Yds	Avg	Lg	TD
vs. NO - 9/11	0	0	0.0	0	0
at PIT - 9/17	0	0	0.0	0	0
vs. TB - 9/24*	0	0	0.0	0	0
vs. DET - 10/1	0	0	0.0	0	0
at CHI - 10/9	0	0	0.0	0	0
vs. GB - 10/15*	0	0	0.0	0	0
vs. BAL - 10/22	0	0	0.0	0	0
at CLE (UK) - 10/29*	3	28	9.3	14	0
at WAS - 11/12	1	1	1.0	1t	1
vs LAR - 11/19*	1	5	5.0	5	0
at DET - 11/23*	0	0	0.0	0	0
at ATL - 12/3*	0	0	0.0	0	0
at CAR - 12/10					
vs. CIN - 12/17					
at GB - 12/23					
vs CHI - 12/31					
2017 TOTALS	5	34	6.8	14	1
CAREER	6	38	6.3	14	0

18 · MICHAEL FLOYD · WR

OPPONENT	No	Yds	Avg	Lg	TD
vs. NO - 9/11	SUSPENDED				
at PIT - 9/17	SUSPENDED				
vs. TB - 9/24	SUSPENDED				
vs. DET - 10/1	SUSPENDED				
at CHI - 10/9	1	19	19.0	19	0
vs. GB - 10/15*	1	5	5.0	5	0
vs. BAL - 10/22	INACTIVE				
at CLE (UK) - 10/29	1	7	7	7	0
at WAS - 11/12	0	0	0.0	0	0
vs LAR - 11/19	2	16	8.0	8	0
at DET - 11/23	1	8	8.0	8	0
at ATL - 12/3	2	20	10.0	15	0
at CAR - 12/10					
vs. CIN - 12/17					
at GB - 12/23					
vs CHI - 12/31					
2017 TOTALS	8	75	9.4	19	0
CAREER	254	3,856	15.2	91t	24

* Denotes started game

GAME-BY-GAME SPECIAL TEAMS STATISTICS

KICK RETURNS

21 · JERICK MCKINNON · RB							13 - STACY COLEY · WR							35 · MARCUS SHERELS · CB						
OPPONENT	No	Yds	Avg	FC	Lg	TD	OPPONENT	No	Yds	Avg	FC	Lg	TD	OPPONENT	No	Yds	Avg	FC	Lg	TD
vs. NO - 9/11	4	108	27.0	0	39	0	vs. NO - 9/11	0	0	0.0	0	0	0	vs. NO - 9/11	0	0	0.0	0	0	0
at PIT - 9/17	2	52	26.0	0	27	0	at PIT - 9/17	DID NOT PLAY						at PIT - 9/17	0	0	0.0	0	0	0
vs. TB - 9/24	1	20	20.0	0	20	0	vs. TB - 9/24	INACTIVE						vs. TB - 9/24	0	0	0.0	0	0	0
vs. DET - 10/1	3	81	27.0	0	32	0	vs. DET - 10/1	INACTIVE						vs. DET - 10/1	0	0	0.0	0	0	0
at CHI - 10/9	2	51	25.5	0	29	0	at CHI - 10/9	INACTIVE						at CHI - 10/9	0	0	0.0	0	0	0
vs. GB - 10/15	0	0	0.0	0	0	0	vs. GB - 10/15	1	19	19.0	0	19	0	vs. GB - 10/15	0	0	0.0	0	0	0
vs. BAL - 10/22	0	0	0.0	0	0	0	vs. BAL - 10/22	0	0	0.0	0	0	0	vs. BAL - 10/22	1	20	20.0	0	20	0
at CLE (UK) - 10/29	0	0	0.0	0	0	0	at CLE (UK) - 10/29	0	0	0.0	0	0	0	at CLE (UK) - 10/29	1	24	24.0	0	24	0
at WAS - 11/12	0	0	0.0	0	0	0	at WAS - 11/12	INACTIVE						at WAS - 11/12	2	57	28.5	0	32	0
vs LAR - 11/19	0	0	0.0	0	0	0	vs LAR - 11/19	INACTIVE						vs LAR - 11/19	0	0	0.0	0	0	0
at DET - 11/23	0	0	0.0	0	0	0	at DET - 11/23	INACTIVE						at DET - 11/23	2	46	23.0	0	24	0
at ATL - 12/3	0	0	0.0	0	0	0	at ATL - 12/3	INACTIVE						at ATL - 12/3	2	51	25.5	0	32	0
at CAR - 12/10							at CAR - 12/10							at CAR - 12/10						
vs. CIN - 12/17							vs. CIN - 12/17							vs. CIN - 12/17						
at GB - 12/23							at GB - 12/23							at GB - 12/23						
vs CHI - 12/31							vs CHI - 12/31							vs CHI - 12/31						
2017 TOTALS	12	312	26.0	0	39	0	2017 TOTALS	1	19	19.0	0	19	0	2017 TOTALS	8	198	24.8	0	32	0
CAREER	13	336	25.8	0	39	0	CAREER	1	19	19.0	0	19	0	CAREER	48	1243	25.9	0	78	0

PUNT RETURNS

35 · MARCUS SHERELS · CB							13 · STACEY COLEY · WR						
OPPONENT	No	Yds	Avg	FC	Lg	TD	OPPONENT	No	Yds	Avg	FC	Lg	TD
vs. NO - 9/11	2	11	5.5	0	13	0	vs. NO - 9/12	0	0	0.0	0	0	0
at PIT - 9/17	1	12	12.0	2	12	0	at PIT - 9/18	DID NOT PLAY					
vs. TB - 9/24	0	0	0.0	3	0	0	vs. TB - 9/25	INACTIVE					
vs. DET - 10/1	4	16	4.0	2	8	0	vs. DET - 10/2	INACTIVE					
at CHI - 10/9	3	41	13.7	0	21	0	at CHI - 10/10	INACTIVE					
vs. GB - 10/15	1	-5	-5.0	4	-5	0	vs. GB - 10/16	0	0	0.0	0	0	0
vs. BAL - 10/22	3	83	28	0	46	0	vs. BAL - 10/23	0	0	0.0	0	0	0
at CLE (UK) - 10/29	2	15	7.5	2	10	0	at CLE (UK) - 10/29	0	0	0.0	2	0	0
at WAS - 11/12	1	9	9	0	9	0	at WAS - 11/13	INACTIVE					
vs LAR - 11/19	1	9	9.0	2	9	0	vs LAR - 11/20	INACTIVE					
at DET - 11/23	2	14	7.0	1	10	0	at DET - 11/24	INACTIVE					
at ATL - 12/3	1	10	10.0	3	10	0	at ATL - 12/4	INACTIVE					
at CAR - 12/10							at CAR - 12/11						
vs. CIN - 12/17							vs. CIN - 12/18						
at GB - 12/23							at GB - 12/24						
vs CHI - 12/31							vs CHI - 12/32						
2017 TOTALS	21	215	10.2	19	46	0	2017 TOTALS	0	0	0.0	2	0	0
CAREER	190	2014	10.6	151	86	5	CAREER	0	0	0.0	2	0	0

* Denotes started game

GAME-BY-GAME SPECIAL TEAMS STATISTICS

PUNTING

4 · RYAN QUIGLEY · P

OPPONENT	No	Yds	Avg	Ret.	Ret. Yds.	Net Yds.	Net Avg.	TB	I20	LG	BL
vs. NO - 9/11	2	87	40.3	1	0	87	43.5	0	1	52	0
at PIT - 9/17	6	264	44.0	2	-1	265	44.2	0	3	55	0
vs. TB - 9/24	3	121	40.3	0	0	121	40.3	0	1	47	0
vs. DET - 10/1	5	201	40.2	0	0	201	40.2	0	2	51	0
at CHI - 10/9	6	258	43.0	4	25	233	38.8	0	2	54	0
vs. GB - 10/15	4	155	38.8	1	8	147	36.8	0	3	54	0
vs. BAL - 10/22	2	92	46.0	0	0	92	46.0	0	0	47	0
at CLE (UK) - 10/29	6	221	36.8	2	11	210	35.0	0	2	44	0
at WAS - 11/12	2	79	39.5	0	0	79	39.5	0	0	41	0
vs LAR - 11/19	3	137	45.7	2	12	125	41.7	0	1	50	0
at DET - 11/23	4	171	42.8	2	30	141	35.3	0	2	51	0
at ATL - 12/3	5	225	45.0	2	8	217	43.4	0	1	51	0
at CAR - 12/10											
vs. CIN - 12/17											
at GB - 12/23											
vs CHI - 12/31											
2017 TOTALS	48	2,011	41.9	16	93	1,918	40.0	0	18	55	0
CAREER	307	13,572	44.2	119	1,231	11,981	38.5	18	102	69	4

KICKING

2 · KAI FORBATH · K

OPPONENT	1-19		20-29		30-39		40-49		50+		FGs		FG Pct	PATs	
	M	A	M	A	M	A	M	A	M	A	M	A	M	A	
vs. NO - 9/11	0	0	1	1	1	1	1	1	0	0	3	3	100.0	2	3
at PIT - 9/17	0	0	0	0	0	0	1	1	0	0	1	1	100.0	0	1
vs. TB - 9/24	0	0	1	1	1	1	0	0	0	0	2	2	100.0	4	4
vs. DET - 10/1	0	0	0	0	0	1	0	0	0	0	0	1	0.0	1	1
at CHI - 10/9	0	0	2	2	0	0	0	0	0	0	2	2	100.0	2	2
vs. GB - 10/15	0	0	0	0	2	2	0	0	1	1	3	3	100.0	2	2
vs. BAL - 10/22	0	0	0	0	2	2	2	2	2	2	6	6	100.0	0	1
at CLE (UK) - 10/29	0	0	0	0	2	2	1	1	1	1	4	4	100.0	1	2
at WAS - 11/12	0	0	0	0	0	0	0	0	1	1	1	1	100.0	5	5
vs LAR - 11/19	0	0	0	0	1	2	0	1	0	0	1	3	33.3	3	3
at DET - 11/23	0	0	0	0	1	1	0	0	0	1	1	2	50.0	3	4
at ATL - 12/3	0	0	0	0	0	0	0	0	0	0	0	0	0.0	2	2
at CAR - 12/10															
vs. CIN - 12/17															
at GB - 12/23															
vs CHI - 12/31															
2017 TOTALS	0	0	4	4	10	12	5	6	5	6	24	28	85.7%	25	30
CAREER	0	0	28	30	36	41	34	40	10	14	108	125	86.4%	160	171

* Denotes started game

GAME-BY-GAME DEFENSIVE STATISTICS

54 · ERIC KENDRICKS · LB

OPPONENT	U	A	T	TFL	SK	QH	FF	FR	INT	PD
vs. NO - 9/11*	5	4	9	0	0.0	1	0	0	0	1
at PIT - 9/17*	6	7	13	0	0.0	0	0	0	0	0
vs. TB - 9/24*	2	2	4	0	0.0	0	0	0	0	1
vs. DET - 10/1*	5	4	9	2	1.0	2	0	0	0	0
at CHI - 10/9*	5	3	8	0	0.0	0	0	0	0	1
vs. GB - 10/15*	9	2	11	0	0.0	0	0	0	0	1
vs. BAL - 10/22*	11	2	13	4	0.0	0	0	0	0	0
at CLE (UK) - 10/29*	8	5	13	1	0	2	0	0	0	2
at WAS - 11/12*	7	3	10	1	0.0	0	0	0	0	0
vs. LAR - 11/19*	1	3	4	0	0.0	2	0	0	0	0
at DET - 11/23*	1	2	3	0	0.0	4	0	0	0	0
at ATL - 12/3*	11	0	11	0	0.0	0	0	0	0	1
at CAR - 12/10										
vs. CIN - 12/17										
at GB - 12/23										
vs. CHI - 12/31										
2017 TOTALS	71	37	108	8	1.0	11	0	0	0	7
CAREER	237	102	339	29	7.5	24	1	1	1	20

90 · TASHAWN BOWER · DE

OPPONENT	U	A	T	TFL	SK	QH	FF	FR	INT	PD
vs. NO - 9/11	INACTIVE									
at PIT - 9/17	INACTIVE									
vs. TB - 9/24	INACTIVE									
vs. DET - 10/1	INACTIVE									
at CHI - 10/9	INACTIVE									
vs. GB - 10/15	INACTIVE									
vs. BAL - 10/22	INACTIVE									
at CLE (UK) - 10/29	0	0	0	0	0.0	0	0	0	0	0
at WAS - 11/12	INACTIVE									
vs. LAR - 11/19	1	0	1	1	1.0	1	0	0	0	0
at DET - 11/23	INACTIVE									
at ATL - 12/3	INACTIVE									
at CAR - 12/10										
vs. CIN - 12/17										
at GB - 12/23										
vs. CHI - 12/31										
2017 TOTALS	1	0	1	1	1.0	1	0	0	0	0
CAREER	1	0	1	1	1.0	1	0	0	0	0

93 · SHAMAR STEPHEN · DT

OPPONENT	U	A	T	TFL	SK	QH	FF	FR	INT	PD
vs. NO - 9/11	1	3	4	0	0.0	3	0	0	0	0
at PIT - 9/17	3	0	3	0	0.0	1	0	0	0	0
vs. TB - 9/24	1	1	2	1	1.0	1	0	0	0	0
vs. DET - 10/1	2	0	2	0	0.0	0	0	0	0	0
at CHI - 10/9	0	0	0	0	0.0	1	0	0	0	0
vs. GB - 10/15	1	1	2	0	0.0	1	0	0	0	0
vs. BAL - 10/22	3	2	5	0	0.0	1	0	0	0	0
at CLE (UK) - 10/29	1	0	1	0	0.0	0	0	0	0	0
at WAS - 11/12*	0	0	0	0	0.0	2	0	0	0	0
vs. LAR - 11/19	1	1	2	0	0.0	0	0	0	0	0
at DET - 11/23	0	0	0	0	0.0	0	0	0	0	0
at ATL - 12/3	2	0	2	0	0.0	2	0	0	0	0
at CAR - 12/10										
vs. CIN - 12/17										
at GB - 12/23										
vs. CHI - 12/31										
2017 TOTALS	15	8	23	1	1.0	12	0	0	0	0
CAREER	71	64	135	2	1.0	29	0	2	0	0

97 · EVERSON GRIFFEN · DE

OPPONENT	U	A	T	TFL	SK	QH	FF	FR	INT	PD
vs. NO - 9/11*	5	1	6	1	1.0	5	0	0	0	0
at PIT - 9/17*	4	0	4	2	2.0	7	0	0	0	0
vs. TB - 9/24*	1	0	1	1	1.0	4	0	0	0	0
vs. DET - 10/1*	4	1	5	2	1.0	11	0	0	0	0
at CHI - 10/9*	2	0	2	2	1.0	2	1	0	0	0
vs. GB - 10/15*	3	1	4	1	1.0	4	0	0	0	0
vs. BAL - 10/22*	5	1	6	2	2.0	4	1	0	0	0
at CLE (UK) - 10/29*	1	1	2	1	1.0	8	0	0	0	0
at WAS - 11/12	INACTIVE									
vs. LAR - 11/19*	1	1	2	1	0.0	0	0	0	0	0
at DET - 11/23*	4	0	4	2	2.0	7	1	0	0	0
at ATL - 12/3*	1	0	1	0	0.0	5	0	0	0	0
at CAR - 12/10										
vs. CIN - 12/17										
at GB - 12/23										
vs. CHI - 12/31										
2017 TOTALS	31	6	37	15	12.0	57	3	0	0	0
CAREER	202	108	310	86.0	60.0	338	8	6	1	13

55 · ANTHONY BARR · LB

OPPONENT	U	A	T	TFL	SK	QH	FF	FR	INT	PD
vs. NO - 9/11*	5	3	8	1	0.0	0	0	0	0	0
at PIT - 9/17*	9	3	12	1	0.0	0	0	0	0	0
vs. TB - 9/24*	4	0	4	1	0.0	2	0	0	0	0
vs. DET - 10/1*	5	3	8	0	0.0	1	0	0	0	1
at CHI - 10/9*	4	2	6	1	0.0	1	0	0	0	1
vs. GB - 10/15*	1	1	2	0	0.0	4	0	0	0	1
vs. BAL - 10/22*	10	3	13	3	1.0	2	0	0	0	1
at CLE (UK) - 10/29*	4	3	7	0	0.0	0	0	0	0	1
at WAS - 11/12*	3	0	3	1	0.0	2	0	0	0	1
vs. LAR - 11/19*	1	0	1	0	0.0	0	0	0	0	0
at DET - 11/23*	6	0	6	0	0.0	1	0	0	0	0
at ATL - 12/3*	4	1	5	0	0.0	0	0	0	0	0
at CAR - 12/10										
vs. CIN - 12/17										
at GB - 12/23										
vs. CHI - 12/31										
2017 TOTALS	56	19	75	8	1.0	13	0	0	0	6
CAREER	250	95	345	22	10.5	58	6	4	1	21

91 · STEPHEN WEATHERLY · DE

OPPONENT	U	A	T	TFL	SK	QH	FF	FR	INT	PD
vs. NO - 9/11	0	0	0	0	0.0	0	0	0	0	0
at PIT - 9/17	0	0	0	0	0.0	0	0	0	0	0
vs. TB - 9/24	0	0	0	0	0.0	0	0	0	0	0
vs. DET - 10/1	0	0	0	0	0.0	0	0	0	0	0
at CHI - 10/9	0	0	0	0	0.0	0	0	0	0	0
vs. GB - 10/15	0	0	0	0	0.0	0	0	0	0	0
vs. BAL - 10/22	0	0	0	0	0.0	0	0	0	0	0
at CLE (UK) - 10/29	INACTIVE									
at WAS - 11/12	3	0	3	1	0.0	0	0	0	0	0
vs. LAR - 11/19	1	0	1	1	0.0	0	0	0	0	0
at DET - 11/23	0	0	0	0	0.0	0	0	0	0	0
at ATL - 12/3	0	0	0	0	0.0	0	0	0	0	0
at CAR - 12/10										
vs. CIN - 12/17										
at GB - 12/23										
vs. CHI - 12/31										
2017 TOTALS	4	0	4	2	0.0	0	0	0	0	0
CAREER	4	0	4	2	0.0	0	0	0	0	0

94 · JALEEL JOHNSON · DT

OPPONENT	U	A	T	TFL	SK	QH	FF	FR	INT	PD
vs. NO - 9/11	INACTIVE									
at PIT - 9/17	INACTIVE									
vs. TB - 9/24	INACTIVE									
vs. DET - 10/1	INACTIVE									
at CHI - 10/9	1	0	1	0	0.0	0	0	0	0	0
vs. GB - 10/15	1	0	1	0	0.0	0	0	0	0	0
vs. BAL - 10/22	DID NOT PLAY									
at CLE (UK) - 10/29	INACTIVE									
at WAS - 11/12	0	0	0	0	0.0	0	0	0	0	0
vs. LAR - 11/19	0	0	0	0	0.0	0	0	0	0	0
at DET - 11/23	0	0	0	0	0.0	0	0	0	0	0
at ATL - 12/3	INACTIVE									
at CAR - 12/10										
vs. CIN - 12/17										
at GB - 12/23										
vs. CHI - 12/31										
2017 TOTALS	2	0	2	0	0.0	0	0	0	0	0
CAREER	2	0	2	0	0.0	0	0	0	0	0

98 · LINVAL JOSEPH · DT

OPPONENT	U	A	T	TFL	SK	QH	FF	FR	INT	PD
vs. NO - 9/11*	4	2	6	0	0.0	3	0	0	0	0
at PIT - 9/17*	6	2	8	0	0.0	5	0	0	0	0
vs. TB - 9/24*	2	1	3	0	0.0	2	0	0	0	0
vs. DET - 10/1*	7	4	11	1	1.0	1	0	0	0	0
at CHI - 10/9*	6	1	7	0	0.0	0				

GAME-BY-GAME SPECIAL TEAMS STATISTICS

2 · KAI FORBATH · K

OPPONENT	U	A	T	FF	FR	BK
vs. NO - 9/11	0	0	0	0	0	0
at PIT - 9/17	0	0	0	0	0	0
vs. TB - 9/24	1	0	1	0	0	0
vs. DET - 10/1	0	0	0	0	0	0
at CHI - 10/9	0	0	0	0	0	0
vs. GB - 10/15	0	0	0	0	0	0
vs. BAL - 10/22	0	0	0	0	0	0
at CLE (UK) - 10/29	0	0	0	0	0	0
at WAS - 11/12	0	0	0	0	0	0
vs. LAR - 11/19	0	0	0	0	0	0
at DET - 11/23	0	0	0	0	0	0
at ATL - 12/3	0	0	0	0	0	0
at CAR - 12/10						
vs. CIN - 12/17						
at GB - 12/23						
vs. CHI - 12/31						
2017 TOTALS	1	0	1	0	0	0

24 · TRAMAINE BROCK · CB

OPPONENT	U	A	T	FF	FR	BK
vs. NO - 9/11*	INACTIVE					
at PIT - 9/17	INACTIVE					
vs. TB - 9/24	0	0	0	0	0	0
vs. DET - 10/1	0	0	0	0	0	0
at CHI - 10/9	0	0	0	0	0	0
vs. GB - 10/15	1	0	1	0	0	0
vs. BAL - 10/22	DID NOT PLAY					
at CLE (UK) - 10/29	0	0	0	0	0	0
at WAS - 11/12	0	0	0	0	0	0
vs. LAR - 11/19	1	0	1	0	0	0
at DET - 11/23	0	0	0	0	0	0
at ATL - 12/3	0	0	0	0	0	0
at CAR - 12/10						
vs. CIN - 12/17						
at GB - 12/23						
vs. CHI - 12/31						
2017 TOTALS	2	0	2	0	0	0

34 · ANDREW SENDEJO · S

OPPONENT	U	A	T	FF	FR	BK
vs. NO - 9/11	0	0	0	0	0	0
at PIT - 9/17	0	0	0	0	0	0
vs. TB - 9/24	0	0	0	0	0	0
vs. DET - 10/1	0	0	0	0	0	0
at CHI - 10/9	0	0	0	0	0	0
vs. GB - 10/15	0	0	0	0	0	0
vs. BAL - 10/22	0	0	0	0	0	0
at CLE (UK) - 10/29	0	0	0	0	0	0
at WAS - 11/12	0	0	0	0	0	0
vs. LAR - 11/19*	0	0	0	0	0	0
at DET - 11/23	0	0	0	0	0	0
at ATL - 12/3	1	0	1	0	0	0
at CAR - 12/10						
vs. CIN - 12/17						
at GB - 12/23						
vs. CHI - 12/31						
2017 TOTALS	1	0	1	0	0	0

20 · MACKENSIE ALEXANDER · CB

OPPONENT	U	A	T	FF	FR	BK
vs. NO - 9/11	0	1	1	0	0	0
at PIT - 9/17	0	0	0	0	0	0
vs. TB - 9/24	0	0	0	0	0	0
vs. DET - 10/1	0	0	0	0	0	0
at CHI - 10/9	0	0	0	0	0	0
vs. GB - 10/15	0	0	0	0	0	0
vs. BAL - 10/22	INACTIVE					
at CLE (UK) - 10/29	0	0	0	0	0	0
at WAS - 11/12	1	0	1	0	0	0
vs. LAR - 11/19	0	0	0	0	0	0
at DET - 11/23	0	0	0	0	0	0
at ATL - 12/3	0	0	0	0	0	0
at CAR - 12/10						
vs. CIN - 12/17						
at GB - 12/23						
vs. CHI - 12/31						
2017 TOTALS	1	1	2	0	0	0

27 · JAYRON KEARSE · S

OPPONENT	U	A	T	FF	FR	BK
vs. NO - 9/11	1	0	1	0	0	0
at PIT - 9/17	1	0	1	0	0	0
vs. TB - 9/24	0	0	0	0	0	0
vs. DET - 10/1	0	0	0	0	0	0
at CHI - 10/9	INACTIVE					
vs. GB - 10/15	0	1	1	0	0	0
vs. BAL - 10/22	0	1	1	0	0	0
at CLE (UK) - 10/29	0	1	1	0	0	0
at WAS - 11/12	2	0	2	0	0	0
vs. LAR - 11/19	1	1	2	0	0	0
at DET - 11/23	0	1	1	0	0	0
at ATL - 12/3	1	0	1	0	0	0
at CAR - 12/10						
vs. CIN - 12/17						
at GB - 12/23						
vs. CHI - 12/31						
2017 TOTALS	6	5	11	0	0	0

35 · MARCUS SHERELS · CB

OPPONENT	U	A	T	FF	FR	BK
vs. NO - 9/11	1	0	1	0	0	0
at PIT - 9/17	0	0	0	0	0	0
vs. TB - 9/24	0	0	0	0	0	0
vs. DET - 10/1	0	0	0	0	0	0
at CHI - 10/9	2	1	3	0	0	0
vs. GB - 10/15	0	0	0	0	0	0
vs. BAL - 10/22	1	0	1	0	0	0
at CLE (UK) - 10/29	0	0	0	0	0	0
at WAS - 11/12	0	0	0	0	0	0
vs. LAR - 11/19	1	0	1	0	0	0
at DET - 11/23	0	0	0	0	0	0
at ATL - 12/3	0	0	0	0	0	0
at CAR - 12/10						
vs. CIN - 12/17						
at GB - 12/23						
vs. CHI - 12/31						
2017 TOTALS	5	1	6	0	0	0

21 · JERICK MCKINNON · RB

OPPONENT	U	A	T	FF	FR	BK
vs. NO - 9/11	0	0	0	0	0	0
at PIT - 9/17	0	1	1	0	0	0
vs. TB - 9/24	0	0	0	0	0	0
vs. DET - 10/1	0	0	0	0	0	0
at CHI - 10/9	0	0	0	0	0	0
vs. GB - 10/15	0	0	0	0	0	0
vs. BAL - 10/22	0	0	0	0	0	0
at CLE (UK) - 10/29	0	0	0	0	0	0
at WAS - 11/12	0	0	0	0	0	0
vs. LAR - 11/19	0	0	0	0	0	0
at DET - 11/23	0	0	0	0	0	0
at ATL - 12/3	0	0	0	0	0	0
at CAR - 12/10						
vs. CIN - 12/17						
at GB - 12/23						
vs. CHI - 12/31						
2017 TOTALS	0	1	1	0	0	0

30 · C.J. HAM · FB

OPPONENT	U	A	T	FF	FR	BK
vs. NO - 9/11	2	0	2	0	0	0
at PIT - 9/17	0	0	0	0	0	0
vs. TB - 9/24	1	0	1	0	0	0
vs. DET - 10/1	0	0	0	0	0	0
at CHI - 10/9	1	0	1	0	0	0
vs. GB - 10/15	0	1	1	0	0	0
vs. BAL - 10/22	2	1	3	0	0	0
at CLE (UK) - 10/29	0	0	0	0	0	0
at WAS - 11/12	0	0	0	0	0	0
vs. LAR - 11/19	0	0	0	0	0	0
at DET - 11/23	1	0	1	0	0	0
at ATL - 12/3	1	1	2	0	0	0
at CAR - 12/10						
vs. CIN - 12/17						
at GB - 12/23						
vs. CHI - 12/31						
2017 TOTALS	8	3	11	0	0	0

* Denotes started game

GAME-BY-GAME SPECIAL TEAMS STATISTICS

40 · KENTRELL BROTHERS · LB

OPPONENT	U	A	T	FF	FR	BK
vs. NO - 9/11	0	0	0	0	0	0
at PIT - 9/17	1	0	1	0	0	0
vs. TB - 9/24	0	0	0	0	0	0
vs. DET - 10/1	0	0	0	0	0	0
at CHI - 10/9	2	0	2	0	0	0
vs. GB - 10/15	1	1	2	0	0	0
vs. BAL - 10/22	1	1	2	0	0	0
at CLE (UK) - 10/29	2	0	2	0	0	0
at WAS - 11/12	0	0	0	0	0	0
vs. LAR - 11/19	0	0	0	0	0	0
at DET - 11/23	0	0	0	0	0	0
at ATL - 12/3	0	0	0	0	0	0
at CAR - 12/10						
vs. CIN - 12/17						
at GB - 12/23						
vs. CHI - 12/31						
2017 TOTALS	7	2	9	0	0	0

50 · ERIC WILSON · LB

OPPONENT	U	A	T	FF	FR	BK
vs. NO - 9/11	0	0	0	0	0	0
at PIT - 9/17	2	0	2	0	0	0
vs. TB - 9/24	0	0	0	0	0	0
vs. DET - 10/1	0	0	0	0	0	0
at CHI - 10/9	0	2	2	0	0	0
vs. GB - 10/15	0	0	0	0	0	0
vs. BAL - 10/22	0	1	1	0	0	0
at CLE (UK) - 10/29	0	0	0	0	0	0
at WAS - 11/12	1	0	1	0	0	0
vs. LAR - 11/19	1	1	2	0	0	0
at DET - 11/23	0	0	0	0	0	0
at ATL - 12/3	0	1	1	0	0	0
at CAR - 12/10						
vs. CIN - 12/17						
at GB - 12/23						
vs. CHI - 12/31						
2017 TOTALS	4	5	9	0	0	0

41 · ANTHONY HARRIS · S

OPPONENT	U	A	T	FF	FR	BK
vs. NO - 9/11	0	0	0	0	0	0
at PIT - 9/17	0	0	0	0	0	0
vs. TB - 9/24	0	0	0	0	0	0
vs. DET - 10/1	0	0	0	0	0	0
at CHI - 10/9	1	0	1	0	0	0
vs. GB - 10/15	0	1	1	0	0	0
vs. BAL - 10/22	1	0	1	0	0	0
at CLE (UK) - 10/29	0	0	0	0	0	0
at WAS - 11/12	0	0	0	0	0	0
vs. LAR - 11/19*	0	0	0	0	0	0
at DET - 11/23	0	0	0	0	0	0
at ATL - 12/3	1	0	1	0	0	0
at CAR - 12/10						
vs. CIN - 12/17						
at GB - 12/23						
vs. CHI - 12/31						
2017 TOTALS	3	1	4	0	0	0

59 · EMMANUEL LAMUR · LB

OPPONENT	U	A	T	FF	FR	BK
vs. NO - 9/11	1	0	1	0	0	0
at PIT - 9/17	0	0	0	0	0	0
vs. TB - 9/24	0	0	0	0	0	0
vs. DET - 10/1	0	0	0	0	0	0
at CHI - 10/9	0	0	0	0	0	0
vs. GB - 10/15	0	0	0	0	0	0
vs. BAL - 10/22	0	0	0	0	0	0
at CLE (UK) - 10/29	0	1	1	0	1	0
at WAS - 11/12	1	0	1	0	0	0
vs. LAR - 11/19	0	0	0	0	0	0
at DET - 11/23	0	0	0	0	0	0
at ATL - 12/3	0	0	0	0	0	0
at CAR - 12/10						
vs. CIN - 12/17						
at GB - 12/23						
vs. CHI - 12/31						
2017 TOTALS	2	1	3	0	1	0

42 · BEN GEDEON · LB

OPPONENT	U	A	T	FF	FR	BK
vs. NO - 9/11	0	2	2	0	0	0
at PIT - 9/17	0	0	0	0	0	0
vs. TB - 9/24	1	0	1	0	0	0
vs. DET - 10/1	0	0	0	0	0	0
at CHI - 10/9	0	0	0	0	0	0
vs. GB - 10/15	2	1	3	0	0	0
vs. BAL - 10/22	0	1	1	0	0	0
at CLE (UK) - 10/29	2	0	2	0	0	0
at WAS - 11/12	2	0	2	0	0	0
vs. LAR - 11/19	0	0	0	0	0	0
at DET - 11/23	2	1	3	0	0	0
at ATL - 12/3	0	0	0	0	0	0
at CAR - 12/10						
vs. CIN - 12/17						
at GB - 12/23						
vs. CHI - 12/31						
2017 TOTALS	9	5	14	0	0	0

91 · STEPHEN WEATHERLY · DE

OPPONENT	U	A	T	FF	FR	BK
vs. NO - 9/11	0	0	0	0	0	0
at PIT - 9/17	0	0	0	0	0	0
vs. TB - 9/24	0	0	0	0	0	0
vs. DET - 10/1	0	0	0	0	0	0
at CHI - 10/9	1	0	1	0	0	0
vs. GB - 10/15	0	0	0	0	0	0
vs. BAL - 10/22	0	0	0	0	0	0
at CLE (UK) - 10/29						
at WAS - 11/12	0	0	0	0	0	0
vs. LAR - 11/19	0	0	0	0	0	0
at DET - 11/23	0	0	0	0	0	0
at ATL - 12/3	0	0	0	0	0	0
at CAR - 12/10						
vs. CIN - 12/17						
at GB - 12/23						
vs. CHI - 12/31						
2017 TOTALS	1	0	1	0	0	0

THE LAST TIME...(PLAYOFF GAMES IN ITALICS)

BY THE VIKINGS	CATEGORY	BY AN OPPONENT
408 yards, at Detroit, 11/23/17 <i>475 yards, at New Orleans, 1/24/10</i>	400 Yards Total Offense	411 yards, vs. Indianapolis, 12/19/16 <i>518 yards, at N.Y. Giants, 1/14/01</i>
558 yards, vs. Atlanta, 9/28/14 <i>Has never happened</i>	500 Yards Total Offense	512 yards, at Miami, 12/21/14 <i>518 yards, at N.Y. Giants, 1/14/01</i>
Case Keenum, 304 yards, at Washington 11/12/17 <i>Brett Favre, 310 yards, at New Orleans, 1/24/10</i>	300 Yards Passing In A Game By A Player	Kirk Cousins, 327 yards, at Washington, 11/12/17 <i>Donovan McNabb, 300 yards, vs. Philadelphia, 1/4/08</i>
Brett Favre, 446 yards, vs. Arizona, 11/7/10 <i>Jeff George, 424 yards, at St. Louis, 1/16/00</i>	400 Yards Passing In A Game By A Player	Nick Foles, 428 yards, vs. Philadelphia, 12/15/13 <i>Has never happened</i>
Case Keenum, at Washington, 11/12/17 <i>Brett Favre, vs Dallas, 1/17/10</i>	4 TD Passes In A Game By A Player	Ryan Tannehill, at Miami, 12/21/14 <i>Kerry Collins (5), at N.Y. Giants, 1/14/01</i>
Latavius Murray, 113 yards, vs. Baltimore, 10/22/17 <i>Adrian Peterson, 122 yards, at New Orleans, 1/24/10</i>	100 Yards Rushing In A Game By A Player	Jordan Howard, 135 yards, vs. Chicago, 1/1/17 <i>Terry Kirby, 120 yards, at San Francisco, 1/3/98</i>
Adrian Peterson, 203 yards, at Oakland, 11/15/15 <i>Has never happened</i>	200 Yards Rushing In A Game By A Player	Walter Payton, 275 yards, at Chicago, 11/20/77 <i>Has never happened</i>
Matt Asiata, vs. Washington, 11/2/14 <i>Adrian Peterson, at New Orleans, 1/24/10</i>	3 TDs Rushing In A Game By A Player	Steven Jackson, vs. St. Louis, 12/31/06 <i>Has never happened</i>
Adam Thielen, 123 yards, vs LA Rams, 11/19/17 <i>Bernard Berrian, 102 yards, at New Orleans, 1/24/10</i>	100 Yards Receiving In A Game By A Player	Jordy Nelson, 154 yards, at Green Bay, 12/24/16 <i>Ike Hilliard, 155 yards, at N.Y. Giants, 1/14/01</i>
Adam Thielen, 202 yards, at Green Bay, 12/24/16 <i>Anthony Carter, 227 yards, at S.F., 1/9/88</i>	200 Yards Receiving In A Game By A Player	Alshon Jeffery, 249 yards, vs. Chicago, 12/1/13 <i>Has never happened</i>
Marcus Robinson (15, 15, 2), vs. Cleveland, 11/27/05 <i>Sidney Rice, (47, 16, 45), vs. Dallas, 1/17/10</i>	3 TD Catches In A Game By A Player	Jordan Cameron (19,11,7), vs. Cleveland, 9/22/13 <i>Has never happened</i>
Matt Asiata, vs. Washington, 11/2/14 (3 rushing) <i>Adrian Peterson, at New Orleans, 1/24/10 (3 rushing)</i>	3 TD In A Game By A Player	Marshawn Lynch, at Seattle 11/17/13 (2 rushing, 1 receiving) <i>Mario Bates, vs. Arizona, 1/10/99 (3 rushing)</i>
Ahmad Rashad, vs. San Francisco, 9/2/79 (4 receiving) <i>Has never happened</i>	4 TD In A Game By A Player	Steven Jackson, vs. St. Louis 12/31/06 (3 rushing, 1 receiving) <i>Has never happened</i>
Darren Sharper, at N.Y. Giants, 11/13/05 <i>Has never happened</i>	3 INTs In A Game By A Player	Deltha O'Neal, at Cincinnati, 9/18/05 <i>Has never happened</i>
Marcus Sherels, 79 yards, vs. Houston, 10/9/16 <i>Anthony Carter, 84 yards, at New Orleans, 1/3/88</i>	Punt Returned For A TD	Micah Hyde, 93 yards, vs. Green Bay, 10/27/13 <i>Golden Richards, 63 yards, at Dallas, 12/30/73</i>
Cordarrelle Patterson, 104 yards, vs. Arizona, 11/20/16 <i>Has never happened</i>	Kickoff Returned For A TD	Josh Huff, 98 yards, at Philadelphia, 10/23/16 <i>Tony Horne, 95 yards, at St. Louis, 1/16/00</i>
Xavier Rhodes, 100 yards, vs. Arizona, 11/20/16 <i>Reggie Rutland, 27 yards, at San Francisco, 1/9/88</i>	INT Returned For A TD	Vincent Rey, 25 yards, at Cincinnati, 12/22/13 <i>Asante Samuel, 44 yards, vs. Philadelphia, 1/4/08</i>
Everson Griffen, 20 yards, vs. Chicago, 1/1/17 <i>Nate Wright, 20 yards, vs. St. Louis, 12/21/74</i>	Fumble Returned For A TD	Nick Hayden, Recovered in End Zone, at Dallas, 11/3/13 <i>Kevin Miniefield, 48 yards, vs. Chicago, 1/1/95</i>
Adam Thielen and Jasper Brinkley, vs. Carolina, 11/30/14 <i>Scott Studwell, at L.A. Rams, 12/31/78</i>	Punt Blocked	Terrence Fede, at Miami, 12/21/14 <i>Spencer Tillman, at San Francisco, 1/6/90</i>
Adam Thielen, 30 yards and Everson Griffen 43 yards vs. Carolina, 11/30/14 (Blocked by Adam Thielen and Jasper Brinkley, respectively) <i>Terry Brown, recovered in end zone, vs. Pittsburgh 1/12/75 (Blocked by Matt Blair)</i>	Punt Blocked For TD	Garrett Wolfe, 17 yds, at Chicago, 10/19/08 (Blocked by Craig Steltz) <i>Doug Rogers recovered blocked kick in end zone, vs. Atlanta, 1/9/83 (Blocked by Paul Davis)</i>
Mike Merriweather, vs. L.A. Rams, 11/5/89 <i>Has never happened</i>	Punt Blocked For Safety	Terrence Fede, at Miami, 12/21/14 <i>Has never happened</i>
Cam Newton sacked in end zone by Danielle Hunter vs. Carolina, 9/25/16 <i>Ron Jaworski tackled in end zone by Doug Martin and Matt Blair, at Philadelphia, 1/3/81</i>	Safety Recorded	Sam Bradford sacked in end zone by Leonard Floyd at Chicago, 10/9/17 <i>Fran Tarkenton tackled in end zone, vs. Pittsburgh, 1/12/75</i>
Linval Joseph, at Jacksonville, 12/11/16 <i>Matt Blair, at Philadelphia, 1/3/81</i>	Field Goal Blocked	Jeremiah Ledbetter, at Detroit, 11/23/17 <i>at Green Bay, 1/9/05</i>
Antoine Winfield, 59 yards, at New Orleans, 10/6/08 <i>Bobby Bryant, 90 yards, vs. L.A. Rams, 12/26/76</i>	Blocked FG Returned For A TD	Chandler Jones, 58 yards, vs. New England, 9/14/14 <i>Has never happened</i>
Kai Forbath, at Detroit, 11/23/17 <i>Chuck Nelson, at San Francisco, 1/1/89</i>	PAT Missed (1 pt.)	Jason Hanson (kick aborted), at Detroit, 12/19/04 <i>Mike Cofer, at San Francisco, 1/6/90</i>
Everson Griffen, at New Orleans, 9/21/14 <i>Carl Eller, at Dallas, 1/1/78</i>	PAT Blocked	A'Shawn Robinson, at Detroit, 11/23/17 <i>Has never happened</i>
Minnesota 50, Jacksonville 10, 12/20/98 <i>Has never happened</i>	50 Points Scored In A Game	San Francisco 51, Minnesota 7, 12/8/84 <i>Has never happened</i>
Minnesota 49, N.Y. Giants 17, vs N.Y. Giants, 12/27/15 <i>Minnesota 41, Arizona 21, 1/10/99</i>	40 Points Scored In A Game	Green Bay 42, Minnesota 10, at Green Bay, 10/2/14 <i>N.Y. Giants 41, Minnesota 0, 1/14/01</i>
Minnesota 13, Detroit 0, 12/5/93 <i>Has never happened</i>	Shutout Scored	Green Bay 34, Minnesota 0, 11/11/07 <i>N.Y. Giants 41, Minnesota 0, 1/14/01</i>
Minnesota 21, St. Louis 18, 11/8/15 <i>Has never happened</i>	Overtime Victory	Detroit 22, Minnesota 16, 11/6/16 <i>New Orleans 31, Minnesota 28, 1/24/10</i>
Jerick McKinnon rush, at Cleveland (UK), 10/29/17 <i>Leroy Hoard run, at St. Louis, 1/16/00</i>	Successful Two-Point Conversion	Mitchell Trubisky rush, at Chicago, 10/9/17 <i>Has never happened</i>



MISCELLANEOUS STATS

- First Downs and Fourth Down Efficiency
 - Red Zone Efficiency
 - Takeaways And Turnovers
 - Scoring Drives
 - Individual and Team Single-Game Bests
- Week-by-Week Leaders and Week-by-Week Starters
 - Vikings Record When
 - Long Plays
 - Gameday Inactives
 - Game Summaries

FIRST DOWNS EARNED - 2017 REGULAR SEASON

Total First Downs (First Downs on Third or Fourth Downs) One awarded to passer and receiver on passing plays

PLAYER	RUSHING	RECEIVING	PASSING	TOTAL
Case Keenum	9 (3)	-	139 (53)	148
Adam Thielen	1	48 (21)	-	49
Jerick McKinnon	16 (3)	16 (5)	-	32
Stefon Diggs	-	30 (14)	-	30
Kyle Rudolph	-	28 (11)	-	28
Latavius Murray	27 (4)	1	-	28
Dalvin Cook	16 (3)	3 (1)	-	19
Sam Bradford	-	-	17 (8)	17
Jarius Wright	-	11 (6)	-	11
Laquon Treadwell	-	9 (2)	-	9
C.J. Ham	5 (4)	3	-	8
David Morgan	-	3 (1)	-	3
Michael Floyd	-	3	-	3
Blake Bell	-	1	-	1
Penalty	2	25 (8)	25 (8)	28 [^]
TOTAL	77 (17)	181 (69)	181 (69)	258 (86)*

* Does not include passing first downs

[^] One first down earned via special teams defensive offside penalty (at Detroit 11/23/17)

2017 FOURTH DOWN EFFICIENCY AND CHALLENGE SUMMARY

FOURTH DOWN EFFICIENCY

Game	Att.	Quarter	Play/Result/Drive Result
vs. New Orleans (9/11)	-	-	
at Pittsburgh (9/17)	4th-and-4 4th-and-15 4th-and-7	3rd 4th 4th	R. Quigley pass to B. Bell / Fail / T.O.D C. Keenum pass to S. Diggs / Fail / T.O.D C. Keenum 6-yd pass to A. Thielen / Success / Fumble
vs. Tampa Bay (9/24)	-	-	
vs. Detroit (10/1)	4th-and-14	4th	C. Keenum pass to A. Thielen / Fail / T.O.D
at Chicago (10/9)	-	-	
vs. Green Bay (10/15)	4th-and-30	2nd	C. Keenum pass to A. Thielen / Fail / End of Half
vs. Baltimore (10/22)	-	-	
at Cleveland [London] (10/29)	-	-	
at Washington (11/12)	-	-	
vs. Los Angeles Rams (11/19)	4th-and-1	1st	C.J. Ham 2-yard rush / Success / First down
at Detroit (11/23)	-	-	
at Atlanta (12/3)	-	-	
at Carolina (12/10)	-	-	
vs. Cincinnati (12/17)	-	-	
at Green Bay (12/23)	-	-	
vs. Chicago (12/31)	-	-	

2017 REPLAY CHALLENGES

#	Date	Opponent	Quarter	Time on Clock	LOS	Original Play/Challenge	Challenged by	Result	Play Result
9/17/17		Pittsburgh	4th	2:21	MIN-30	Incomplete pass/ Catch	Minnesota	Stands	Incomplete pass
10/1/17		Detroit	3rd	8:04	MIN-3	Down by contact/ Touchdown	Detroit	Reversed	Touchdown
10/1/17		Detroit	3rd	3:02	DET-35	Incomplete pass/ Fumble	Minnesota	Reversed	Fumble
10/9/17		Chicago	2nd	5:45	MIN-38	Pass completion/ Incomplete	Minnesota	Reversed	Incomplete pass
10/15/17		Green Bay	2nd	10:28	GB-42	Pass completion/ Incomplete	Green Bay	Reversed	Incomplete pass
10/15/17		Green Bay	2nd	4:36	MIN-18	Pass completion/ Incomplete	Green Bay	Stands	Pass completion
10/29/17		Cleveland	4th	4:58	MIN-40	Pass completion/ Incomplete	Cleveland	Reversed	Incomplete pass
11/12/17		Washington	2nd	11:03	MIN-36	Incomplete pass/ Completion	Washington	Reversed	Touchdown
11/12/17		Washington	2nd	6:51	MIN-12	First down/ Spot on the field	Minnesota	Reversed	Fourth down
11/19/17		Los Angeles	1st	1:40	LA-1	Punter inbounds/ Punter out of bounds	Minnesota	Stands	First down Minnesota
11/23/17		Detroit	3rd	2:28	MIN-35	8-yard run/ Down by contact	Minnesota	Stands	Second down
12/3/17		Atlanta	3rd	12:01	MIN-29	Pass completion/ Incomplete	Minnesota	Reversed	Incomplete pass

Regular Season

Vikings: 4/7

Opponents: 3/4

2017 RED ZONE EFFICIENCY

VS. NEW ORLEANS (9/11)

	1st	2nd	3rd	4th	OT	Poss.	TDs	FGs	PTs
OFFENSE	1	2	1	2	-	6	3	2	26
DEFENSE	1	1	1	2	-	5	1	4	19

AT PITTSBURGH (9/17)

	1st	2nd	3rd	4th	OT	Poss.	TDs	FGs	PTs
OFFENSE	0	0	1	0	-	1	1	0	6
DEFENSE	1	1	1	1	-	4	2	2	20

VS. TAMPA BAY (9/24)

	1st	2nd	3rd	4th	OT	Poss.	TDs	FGs	PTs
OFFENSE	1	2	2	1	-	5	3	2	27
DEFENSE	0	0	1	0	-	1	1	0	7

VS. DETROIT (10/1)

	1st	2nd	3rd	4th	OT	Poss.	TDs	FGs	PTs
OFFENSE	0	1	0	1	-	2	1	0	7
DEFENSE	0	1	2	0	-	3	1	2	14

AT CHICAGO (10/9)

	1st	2nd	3rd	4th	OT	Poss.	TDs	FGs	PTs
OFFENSE	0	1	1	1	-	3	1	2	13
DEFENSE	0	0	0	0	-	0	0	0	0

VS. GREEN BAY (10/15)

	1st	2nd	3rd	4th	OT	Poss.	TDs	FGs	PTs
OFFENSE	0	1	1	1	-	3	1	2	13
DEFENSE	0	2	0	1	-	3	1	1	10

VS. BALTIMORE (10/22)

	1st	2nd	3rd	4th	OT	Poss.	TDs	FGs	PTs
OFFENSE	0	0	1	2	-	3	0	3	9
DEFENSE	0	0	0	1	-	1	1	0	7

AT CLEVELAND (10/29)

	1st	2nd	3rd	4th	OT	Poss.	TDs	FGs	PTs
OFFENSE	1	2	1	1	-	5	3	2	27
DEFENSE	0	1	2	0	-	3	1	1	10

AT WASHINGTON (11/12)

	1st	2nd	3rd	4th	OT	Poss.	TDs	FGs	PTs
OFFENSE	1	3	1	0	-	5	5	0	35
DEFENSE	1	1	1	1	-	4	2	2	20

VS. LOS ANGELES RAMS (11/19)

	1st	2nd	3rd	4th	OT	Poss.	TDs	FGs	PTs
OFFENSE	0	1	0	1	-	2	2	0	14
DEFENSE	1	1	0	1	-	3	1	0	7

AT DETROIT (11/23)

	1st	2nd	3rd	4th	OT	Poss.	TDs	FGs	PTs
OFFENSE	2	0	1	2	-	5	3	1	23
DEFENSE	0	2	1	0	-	3	1	2	13

AT ATLANTA (12/3)

	1st	2nd	3rd	4th	OT	Poss.	TDs	FGs	PTs
OFFENSE	0	1	0	2	-	3	2	0	14
DEFENSE	0	1	0	0	-	1	0	1	3

AT CAROLINA (12/10)

	1st	2nd	3rd	4th	OT	Poss.	TDs	FGs	PTs
OFFENSE	-	-	-	-	-	-	-	-	-
DEFENSE	-	-	-	-	-	-	-	-	-

VS. CINCINNATI (12/17)

	1st	2nd	3rd	4th	OT	Poss.	TDs	FGs	PTs
OFFENSE	-	-	-	-	-	-	-	-	-
DEFENSE	-	-	-	-	-	-	-	-	-

AT GREEN BAY (12/23)

	1st	2nd	3rd	4th	OT	Poss.	TDs	FGs	PTs
OFFENSE	-	-	-	-	-	-	-	-	-
DEFENSE	-	-	-	-	-	-	-	-	-

VS. CHICAGO (12/31)

	1st	2nd	3rd	4th	OT	Poss.	TDs	FGs	PTs
OFFENSE	-	-	-	-	-	-	-	-	-
DEFENSE	-	-	-	-	-	-	-	-	-

SEASON TOTALS

	1st	2nd	3rd	4th	OT	Poss.	TDs	FGs	PTs
OFFENSE	6	14	10	14	-	43	25	14	214
DEFENSE	4	11	9	7	-	31	12	15	130

2017 COIN TOSS

Date	Opponent	Call	Actual	Result
9/11/16	vs. New Orleans	Tails	Heads	MIN wins and defer
9/17/16	at Pittsburgh	Heads	Heads	MIN wins and defer
9/24/16	vs. Tampa Bay	Tails	Tails	TB wins and defer
10/1/16	vs. Detroit	Heads	Tails	MIN wins and defer
10/9/16	at Chicago	Heads	Heads	MIN wins and defer
10/15/16	vs. Green Bay	Tails	Heads	MIN wins and defer
10/22/16	vs. Baltimore	Heads	Tails	MIN wins and defer
10/29/16	at Cleveland	Heads	Tails	CLE wins and defer
11/12/16	at Washington	Heads	Heads	MIN wins and defer
11/19/16	vs. LA Rams	Heads	Tails	MIN wins and defer
11/23/16	at Detroit	Heads	Heads	DET wins and receive
12/3/16	at Atlanta			ATL wins and defer
12/10/16	at Carolina			
12/17/16	vs. Cincinnati			
12/23/16	at Green Bay			
12/31/17	vs. Chicago			

Regular Season

Vikings: 8/12

Opponents: 4/12

2017 TAKEAWAYS AND TURNOVERS

TAKEAWAYS

14 Takeaways (9 INT, 5 FR)
 8 resulted in 46 Vikings points
 3 inside Vikings 20

7 First Half Takeaways (3 INT, 4 FR)
 6 resulted in 34 Vikings points
 0 inside Vikings 20

3 1st Quarter Takeaways (1 INT, 2 FR)
 3 resulted in 17 Vikings points
 0 inside Vikings 20

4 2nd Quarter Takeaway (2 INT, 2 FR)
 3 resulted in 17 Vikings points
 0 inside Vikings 20

7 Second Half Takeaways (6 INT, 1 FR)
 4 resulted in 12 Vikings points
 3 inside Vikings 20

1 3rd Quarter Takeaways (0 INT, 1 FR)
 1 resulted in 3 Vikings points
 0 inside Vikings 20

6 4th Quarter Takeaways (6 INT, 0 FR)
 3 resulted in 9 Vikings points
 3 inside Vikings 20

TURNOVERS

8 Turnovers (3 INT, 5 FL)
 6 resulted in 30 opponents points
 0 inside opponents 20

4 First Half Turnovers (3 INT, 1 FL)
 4 resulted in 20 opponents points
 0 inside opponents 20

2 1st Quarter Turnovers (2 INT, 0 FL)
 2 resulted in 10 opponents points
 0 inside opponents 20

2 2nd Quarter Turnovers (1 INT, 1 FL)
 2 resulted in 10 opponents points
 0 inside opponents 20

6 Second Half Turnovers (2 INT, 4 FL)
 3 resulted in 17 opponents points
 1 inside opponents 20

3 3rd Quarter Turnovers (1 INT, 2 FL)
 2 resulted in 10 opponents points
 0 inside opponents 20

3 4th Quarter Turnovers (1 INT, 2 FL)
 1 resulted in 7 opponents points
 1 inside opponents 20

PLUS/MINUS TURNOVER RATIO

First Half	7 Takeaways
First Quarter	3 Takeaways
Second Quarter	4 Takeaways
Second Half	7 Takeaways
Third Quarter	1 Takeaway
Fourth Quarter	6 Takeaways
Overtime	-
Totals	14 Takeaways

First Half	4 Turnovers
First Quarter	2 Turnovers
Second Quarter	2 Turnovers
Second Half	6 Turnovers
Third Quarter	3 Turnovers
Fourth Quarter	3 Turnovers
Overtime	-
Totals	10 Turnovers

KEY

INT = Interception
 FR = Fumbles Recovered
 FL = Fumbles Lost

+4 Turnover Ratio

2017 TAKEAWAYS AND TURNOVERS BREAKDOWN

TAKEAWAYS - FUMBLE RECOVERIES & INTERCEPTIONS

DATE	OPPONENT	TAKEAWAY	QTR.	YD-LINE	RESULT
9/24/17	Tampa Bay	Interception - Waynes; 18-yard return	2nd	MIN-34	Touchdown
9/24/17	Tampa Bay	Interception - Sendejo; 36-yard return	4th	MIN-44	Field Goal
9/24/17	Tampa Bay	Interception - Smith; 12-yard return	4th	MIN-21	End of Game
10/9/17	Chicago	Fumble Forced - Griffen; Recovered - Joseph	2nd	CHI-13	Field Goal
10/9/17	Chicago	Interception - Smith; -6-yard return	4th	CHI-10	Field Goal
10/15/17	Green Bay	Interception - Rhodes; 2-yard return	1st	MIN-18	Touchdown
10/15/17	Green Bay	Interception - Smith; 19-yard return	4th	GB-25	Field Goal
10/15/17	Green Bay	Interception - Waynes; 3-yard return	4th	GB-4	End of Game
10/29/17	Cleveland	Fumble Recovered - Lamur	1st	MIN-46	Field Goal
10/29/17	Cleveland	Fumble Forced - Hunter; Recovered - Harris	3rd	CLE-22	Field Goal
11/12/17	Washington	Interception - Alexander; 10-yard return	2nd	WAS-25	Touchdown
11/19/17	Los Angeles	Fumble Forced - Harris; Recovered - Harris	2nd	MIN-1	Punt
11/23/17	Detroit	Fumble Forced - Griffen; Recovered - Hunter	1st	DET-39	Touchdown
11/23/17	Detroit	Interception - Rhodes; 21-yard return	4th	DET-28	End of Game

TURNOVERS - FUMBLES LOST & HAD INTERCEPTED

DATE	OPPONENT	TURNOVER	QTR.	YD-LINE	RESULT
9/17/17	Pittsburgh	Fumble - Thielen; Forced - Gay, Recover - Burns	4th	MIN-28	End of Game
10/1/17	Detroit	Fumble - McKinnon; Recovered - Zettel	3rd	MIN-47	Field Goal
10/1/17	Detroit	Fumble - Cook; Forced - Wilson, Recovered - Whitehead	3rd	MIN-28	Touchdown
10/1/17	Detroit	Fumble - Thielen; Forced - G. Quin, Recovered - Whitehead	4th	DET-45	End of Game
10/15/17	Green Bay	Fumble - McKinnon; Forced - J. Ryan, Recovered - C. Matthews	2nd	GB-22	Touchdown
10/15/17	Green Bay	Interception - Randall; 14-yard return	2nd	MIN-38	Field Goal
10/22/17	Baltimore	Interception - Carr; 33-yard return	1st	BLT-36	Field Goal
10/29/17	Cleveland	Interception - J. Schobert; 8-yard return	1st	MIN-40	Touchdown
11/12/17	Washington	Interception - Swearinger; 1-yard return	3rd	WAS-39	T.O.D
11/12/17	Washington	Interception - Swearinger; 31-yard return	4th	MIN-32	Touchdown

FUMBLE BREAKDOWN

FUMBLE BREAKDOWN

PLAYER	FUMBLES	LOST
Adam Thielen	3	2
Jerick McKinnon	3	2
Dalvin Cook	1	1
Latavius Murray	1	0
Laquon Treadwell	1	0
TOTAL	9	5

2017 SCORING DRIVES

Opponent	Plays	Poss. Time	Quarter	Net Yards	How Acquired	Scoring Play
New Orleans	14	7:20	1st	78	Kickoff	Kai Forbath 24-yard FG
New Orleans	3	1:18	2nd	74	Kickoff	S. Diggs 18-yard TD pass from S. Bradford
New Orleans	10	1:40	2nd	95	Punt	S. Diggs 2-yard TD pass from S. Bradford
New Orleans	8	3:53	3rd	54	Kickoff	K. Forbath 32-yard FG
New Orleans	9	4:51	4th	89	Kickoff	K. Rudolph 15-yard TD pass from S. Bradford
New Orleans	8	3:49	4th	48	Kickoff	Kai Forbath 45-yard FG
Pittsburgh	11	4:41	2nd	51	Kickoff	K. Forbath 42-yard FG
Pittsburgh	6	2:22	3rd	82	Kickoff	C.J. Ham 1-yard rushing TD
Tampa Bay	7	4:02	1st	75	Kickoff	D. Cook 1-yard rushing TD
Tampa Bay	13	5:57	2nd	76	Punt	J. Wright 2-yard TD pass from C. Keenum
Tampa Bay	6	3:04	2nd	92	Interception	S. Diggs 17-yard TD pass from C. Keenum
Tampa Bay	3	1:03	3rd	66	Punt	S. Diggs 59-yard TD pass from C. Keenum
Tampa Bay	13	6:23	3rd	73	Kickoff	Kai Forbath 20-yard FG
Tampa Bay	6	3:45	4th	16	Interception	Kai Forbath 37-yard FG
Detroit	11	4:33	2nd	81	Punt	D. Cook 5-yard rushing TD
Chicago	4	1:26	2nd	5	Fumble	Kai Forbath 26-yard FG
Chicago	13	6:44	3rd	75	Kickoff	K. Rudolph 13-yard TD pass from C. Keenum
Chicago	5	1:52	3rd	82	Kickoff	J. McKinnon 58-yard rushing TD
Chicago	6	2:08	4th	20	Interception	Kai Forbath 26-yard FG
Green Bay	2	0:11	2nd	42	Interception	J. McKinnon 27-yard TD pass from C. Keenum
Green Bay	8	3:18	2nd	84	Kickoff	J. McKinnon 3-yard rushing TD
Green Bay	12	5:25	3rd	57	Kickoff	Kai Forbath 36-yard FG
Green Bay	11	5:16	4th	66	Punt	Kai Forbath 34-yard FG
Green Bay	4	1:29	4th	0	Interception	Kai Forbath 53-yard FG
Baltimore	12	4:51	1st	41	Kickoff	Kai Forbath 52-yard FG
Baltimore	8	2:50	2nd	38	Punt	Kai Forbath 51-yard FG
Baltimore	15	7:01	2nd	60	Punt	Kai Forbath 43-yard FG
Baltimore	7	4:07	3rd	50	Kickoff	Kai Forbath 43-yard FG
Baltimore	3	1:21	3rd	45	Punt	L. Murray 29-yard rushing TD
Baltimore	6	2:15	4th	35	Punt	Kai Forbath 34-yard FG
Baltimore	12	6:47	4th	64	Punt	Kai Forbath 32-yard FG
Cleveland	7	3:26	1st	18	Muffed Punt	Kai Forbath 35-yard FG
Cleveland	7	3:12	2nd	60	Punt	A. Thielen 18-yard TD pass from C. Keenum
Cleveland	6	0:40	2nd	62	Kickoff	Kai Forbath 34-yard FG
Cleveland	4	1:18	3rd	5	Fumble	Kai Forbath 43-yard FG
Cleveland	8	4:18	3rd	14	Kickoff	J. McKinnon 1-yard rushing TD
Cleveland	9	4:47	4th	84	Punt	K. Rudolph 4-yard TD pass from C. Keenum
Cleveland	4	1:42	4th	-1	Downs	Kai Forbath 51-yard FG
Washington	5	2:39	1st	75	Kickoff	L. Murray 1-yard rushing TD
Washington	9	11:45	2nd	75	Kickoff	S. Diggs 3-yard TD pass from C. Keenum
Washington	6	1:49	2nd	71	Kickoff	A. Thielen 7-yard TD pass from C. Keenum
Washington	3	1:16	2nd	23	Interception	D. Morgan 1-yard TD pass from C. Keenum
Washington	6	2:38	3rd	72	Kickoff	J. Wright 7-yard TD pass from C. Keenum
Washington	13	7:02	4th	40	Field Goal	Kai Forbath 53-yard FG
Los Angeles Rams	7	3:09	2nd	30	Punt	L. Murray 8-yard rushing TD
Los Angeles Rams	11	6:01	4th	71	Punt	L. Murray 2-yard rushing TD
Los Angeles Rams	5	2:23	4th	93	Punt	A. Thielen 65-yard TD pass from C. Keenum
Los Angeles Rams	12	5:55	4th	64	Punt	Kai Forbath 39-yard FG
Detroit	14	6:59	1st	80	Punt	K. Rudolph 1-yard TD pass from C. Keenum
Detroit	3	0:56	1st	39	Fumble	C. Keenum 9-yard rushing TD
Detroit	5	1:21	2nd	74	Punt	K. Rudolph 22-yard TD pass from C. Keenum
Detroit	4	2:08	3rd	75	Kickoff	L. Murray 2-yard rushing TD
Detroit	9	2:39	4th	45	Punt	Kai Forbath 36-yard FG
Atlanta	9	5:04	2nd	53	Punt	J. McKinnon 2-yard TD pass from C. Keenum
Atlanta	15	8:15	4th	89	Punt	K. Rudolph 6-yard TD pass from C. Keenum

2017 VIKINGS INDIVIDUAL SINGLE GAME BESTS

VIKINGS OFFENSE

RUSHING

Yards Rushing	127	Dalvin Cook vs. New Orleans (9/11/17)
Rushing Attempts	27	Dalvin Cook vs. Tampa Bay (9/24/17)
TDs Rushing	2	Latavius Murray vs. Los Angeles Rams (11/19/17)
Longest Rush	58t	Jerick McKinnon at Chicago (10/9/17)
Longest TD Rush	58t	Jerick McKinnon at Chicago (10/9/17)

PASSING

Yards Passing	369	Case Keenum vs. Tampa Bay (9/24/17)
Passing Attempts	43	Case Keenum vs. Cleveland (UK) (10/29/17)
Passes Completed	27	3 times, last Case Keenum vs. Los Angeles Rams (11/19/17)
TDs Passing	4	Case Keenum at Washington (11/12/17)
Longest Pass	65t	Case Keenum vs. Los Angeles Rams (11/19/17)
Longest TD Pass	65t	Case Keenum vs. Los Angeles Rams (11/19/17)

RECEIVING

Yards Receiving	173	Stefon Diggs vs. Tampa Bay (9/24/17)
Receptions	9	2 times, last Adam Thielen vs. Green Bay (10/15/17)
Longest Reception	65t	Adam Thielen vs. Los Angeles Rams (11/19/17)
TDs Receiving	2	3 times, last Kyle Rudolph at Detroit (11/23/17)

VIKINGS DEFENSE

Interceptions	1	8 times, last Xavier Rhodes at Detroit (11/23/17)
Longest Interception Return	36	Andrew Sendejo vs. Tampa Bay (9/24/17)
Fumble Recoveries	1	4 times, last Danielle Hunter at Detroit (11/23/17)
Longest Fumble Return	-	
Forced Fumbles	1	4 times, last Everson Griffen at Detroit (11/23/17)
QB Sacks	2.0	4 times, last Everson Griffen at Detroit (11/23/17)
Solo Tackles	11	3 times, last Eric Kendricks at Atlanta (12/3/17)
Assisted Tackles	5	4 times, last Andrew Sendejo at Atlanta (12/3/17)
Combined Tackles	13	3 times, last Eric Kendricks vs. Cleveland (UK) (10/29/17)
TFLs	4	Eric Kendricks vs. Baltimore (10/22/17)
QB Hurries	11	Everson Griffen vs. Detroit (10/1/17)
Passes Defensed	4	Trae Waynes vs. Cleveland (UK) (10/29/17)

VIKINGS SPECIAL TEAMS

Field Goals Made	6	Kai Forbath vs. Baltimore (10/22/17)
Field Goals Attempted	6	Kai Forbath vs. Baltimore (10/22/17)
Longest Field Goal	53	2 times, last Kai Forbath at Washington (11/12/17)
Longest Punt	54	2 times, last Ryan Quigley vs. Green Bay (10/15/17)
Longest Punt Return	46	Marcus Sherels vs. Baltimore (10/22/17)
Longest Kickoff Return	39	Jerick McKinnon vs. New Orleans (9/11/17)
Field Goal Block	-	
PAT Block	-	
Tackles	3	4 times, last Ben Gedeon at Detroit (11/23/17)
Fumble recoveries	1	Emmanuel Lamur vs. Cleveland (10/29/17)

2017 OPPONENT INDIVIDUAL SINGLE GAME BESTS

OPPONENTS OFFENSE

RUSHING

Yards Rushing	94	Ameer Abdullah vs. Detroit (10/1/17)
Rushing Attempts	27	Le'Veon Bell at Pittsburgh (9/17/17)
TDs Rushing	2	Kirk Cousins at Washington (11/12/17)
Longest Rush	29	Ameer Abdullah vs. Detroit (10/1/17)
Longest TD Rush	26t	Isaiah Crowell vs. Cleveland (UK) (10/29/17)

PASSING

Yards Passing	328	Jameis Winston vs. Tampa Bay (9/24/17)
Passing Attempts	45	Kirk Cousins at Washington (11/12/17)
Passes Completed	27	2 times, last Joe Flacco vs. Baltimore (10/22/17)
TDs Passing	2	2 times, last Matthew Stafford at Detroit (11/23/17)
Longest Pass	52	Drew Brees vs. New Orleans (9/11/17)
Longest TD Pass	43t	Marvin Jones Jr. at Detroit (11/23/17)

RECEIVING

Yards Receiving	109	Marvin Jones Jr. at Detroit (11/23/17)
Receptions	8	2 times, last Robert Woods vs. Los Angeles Rams (11/19/17)
Longest Reception	52	Tommy Lee Lewis vs. New Orleans (9/11/17)
TDs Receiving	2	Marvin Jones Jr. at Detroit (11/23/17)

OPPONENTS DEFENSE

Interceptions	2	D.J. Swearinger at Washington (11/12/17)
Longest Interception Return	33	Brandon Carr vs. Baltimore (10/22/17)
Fumble recoveries	2	Tahir Whitehead vs. Detroit (10/1/17)
Longest Fumble Return	63	Clay Matthews vs. Green Bay (10/15/17)
Forced Fumbles	1	5 times, last Kenny Clark / Josh Hawkins vs. Green Bay (10/15/17)
QB Sacks	2.0	Anthony Zettel vs. Detroit (10/1/17)
Solo Tackles	11	Alec Ogletree vs. Los Angeles Rams (11/19/17)
Assisted Tackles	6	William Gholston vs. Tampa Bay (9/24/17)
Combined Tackles	13	Tahir Whitehead at Detroit (11/23/17)
TFLs	3	Jamie Collins / Derrick Kindred vs. Cleveland (UK) (10/29/17)
QB Hurries	4	2 times, last Anthony Zettel at Detroit (11/23/17)
Passes Defensed	2	5 times, last D.J. Swearinger at Washington (11/12/17)

OPPONENTS SPECIAL TEAMS

Field Goals Made	4	2 times, last Chris Boswell at Pittsburgh (9/17/17)
Field Goals Attempted	4	3 times, last Matt Bryant at Atlanta (12/4/17)
Longest Field Goal	57	Justin Tucker vs. Baltimore (10/22/17)
Longest Punt	68	Thomas Morstead vs. New Orleans (9/11/17)
Longest Punt Return	17	TJ Jones at Detroit (11/23/17)
Longest Kickoff Return	71	Matthew Dayes vs. Cleveland (UK) (10/29/17)
Field Goal Block	1	Jeremiah Ledbetter at Detroit (11/23/17)
PAT Block	1	2 times, last A'Shawn Robinson at Detroit (11/23/17)
Tackles	2	3 times, last Nick Bellore at Detroit (11/23/17)
Fumble recoveries	-	

2017 VIKINGS & OPPONENTS SINGLE GAME BESTS

VIKINGS OFFENSE

Points	38	at Washington (11/12/17)
First Downs	28	at Detroit (11/23/17)
Total Offense	494	vs. Tampa Bay (9/24/17)
Net Yards Rushing	171	vs. Los Angeles Rams (11/19/17)
Net Yards Passing	369	vs. Tampa Bay (9/24/17)
Rushing Attempts	41	at Detroit (11/23/17)
Passing Attempts	43	vs. Cleveland (UK) (10/29/17)
Passes Completed	27	3 times, last vs. Los Angeles Rams (11/19/17)

VIKINGS DEFENSE

Interceptions	3	2 times, last vs. Green Bay (10/15/17)
Longest Interception Return	36	vs. Tampa Bay (9/24/17)
Longest Fumble Return	-	
QB Sacks	6.0	vs. Detroit (10/1/17)
QB Hurries	34	vs. Green Bay (10/15/17)
Tackles for Loss	13	vs. Baltimore (10/22/17)
Forced Fumbles	1	4 times, last vs. Los Angeles Rams (11/19/17)
Passes Defensed	10	vs. Cleveland (UK) (10/29/17)
Solo Tackles	53	at Pittsburgh (9/17/17)
Combined Tackles	77	vs. New Orleans (9/11/17)

OPPONENTS OFFENSE

Points	30	at Washington (11/12/17)
First Downs	24	at Washington (11/12/17)
Total Offense	394	at Washington (11/12/17)
Net Yards Rushing	115	at Chicago (10/9/17)
Net Yards Passing	327	at Washington (11/12/17)
Rushing Attempts	32	at Pittsburgh (9/17/17)
Passing Attempts	45	at Washington (11/12/17)
Passes Completed	27	2 times, last vs. Baltimore (10/22/17)

OPPONENTS DEFENSE

Interceptions	2	at Washington (11/12/17)
Longest Interception Return	33	vs. Baltimore (10/22/17)
Longest Fumble Return	63	vs. Green Bay (10/15/17)
QB Sacks	4.0	at Chicago (10/9/17)
QB Hurries	10	at Chicago (10/9/17)
Tackles for Loss	10	vs. Cleveland (UK) (10/29/17)
Forced Fumbles	2	2 times, last vs. Green Bay (10/15/17)
Passes Defensed	10	vs. Cleveland (UK) (10/29/17)
Solo Tackles	58	vs. Cleveland (UK) (10/29/17)
Combined Tackles	68	vs. Tampa Bay (9/24/17)

2017 WEEK BY WEEK LEADERS

OPPONENT	RUSHES	RUSH YDS	RECEPT.	REC. YDS	SACKS	TACKLES
9/11 vs. New Orleans	D. Cook (22)	D. Cook (127)	A. Thielen (9)	A. Thielen (157)	E. Griffen (1.0)	T. Waynes (11)
9/17 at Pittsburgh	D. Cook (12)	D. Cook (64)	A. Thielen (5)	K. Rudolph (45)	E. Griffen (2.0)	E. Kendricks (13)
9/24 vs. Tampa Bay	D. Cook (27)	D. Cook (97)	S. Diggs (8)	S. Diggs (173)	E. Griffen (1.0) S. Stephen (1.0)	H. Smith (8)
10/1 at Detroit	D. Cook (13)	D. Cook (66)	S. Diggs (5) A. Thielen (5)	S. Diggs (98)	D. Hunter (2.0)	L. Joseph (11)
10/9 at Chicago	J. McKinnon (16)	J. McKinnon (95)	J. McKinnon (6)	J. McKinnon (51)	E. Griffen (1.0)	E. Kendricks (8)
10/15 vs. Green Bay	J. McKinnon (15) L. Murray (15)	J. McKinnon (69)	A. Thielen (9)	A. Thielen (96)	H. Smith (1.5)	E. Kendricks (11)
10/22 vs. Baltimore	L. Murray (18)	L. Murray (113)	K. Rudolph (5) A. Thielen (5)	J. Wright (54)	E. Griffen (2.0)	E. Kendricks (13) A. Barr (13)
10/29 at Cleveland	L. Murray (19)	J. McKinnon (50)	J. McKinnon (6) K. Rudolph (6)	A. Thielen (98)	E. Griffen (1.0) T. Johnson (1.0) L. Joseph (1.0)	E. Kendricks (13)
11/12 at Washington	L. Murray (17)	L. Murray (68)	A. Thielen (8)	A. Thielen (166)	D. Hunter (1.0)	H. Smith (12)
11/19 vs. LA Rams	L. Murray (15)	L. Murray (95)	A. Thielen (6)	A. Thielen (123)	T. Bower (1.0) D. Hunter (1.0)	A. Harris (7)
11/23 at Detroit	L. Murray (20)	L. Murray (84)	A. Thielen (8)	A. Thielen (89)	E. Griffen (2.0)	A. Sendejo (9)
12/3 at Atlanta	L. Murray (16)	L. Murray (76)	J. McKinnon (5)	A. Thielen (51)	None	E. Kendricks (11)
12/10 at Carolina						
12/17 vs. Cincinnati						
12/23 at Green Bay						
12/31 vs. Chicago						

2017 GAME BY GAME STARTERS

VIKINGS OFFENSE

Date/Opp.	WR	LT	LG	C	RG	RT	TE	WR/TE	QB	RB	FB/TE/WR
9/11 vs. New Orleans	Thielen	Reiff	Easton	Elflein	Berger	Remmers	Rudolph	Diggs	Bradford	Cook	Treadwell
9/17 at Pittsburgh	Thielen	Reiff	Easton	Elflein	Berger	Remmers	Rudolph	Diggs	Keenum	Cook	Treadwell
9/24 vs. Tampa Bay	Thielen	Reiff	Easton	Elflein	Berger	Remmers	Rudolph	Diggs	Keenum	Cook	Morgan
10/1 at Detroit	Thielen	Reiff	Easton	Elflein	Berger	Remmers	Rudolph	Diggs	Keenum	Cook	Bell
10/9 at Chicago	Thielen	Reiff	Easton	Elflein	Berger	Remmers	Rudolph	Diggs	Bradford	Murray	Treadwell
10/15 vs. Green Bay	Thielen	Reiff	Sirles	Elflein	Berger	Remmers	Rudolph	Floyd	Keenum	Murray	Morgan
10/22 vs. Baltimore	Thielen	Reiff	Sirles	Elflein	Berger	Remmers	Rudolph	Treadwell	Keenum	Murray	Bell
10/29 at Cleveland	Thielen	Reiff	Isidora	Elflein	Berger	Remmers	Rudolph	Diggs	Keenum	Murray	Morgan
11/12 at Washington	Thielen	Reiff	Easton	Elflein	Berger	Hill	Rudolph	Diggs	Keenum	Murray	Treadwell
11/19 vs. LA Rams	Thielen	Reiff	Easton	Elflein	Berger	Hill	Rudolph	Diggs	Keenum	Murray	Morgan
11/23 at Detroit	Thielen	Reiff	Easton	Elflein	Berger	Hill	Rudolph	Diggs	Keenum	Murray	Morgan
12/3 at Atlanta	Thielen	Reiff	Easton	Elflein	Berger	Hill	Rudolph	Diggs	Keenum	Murray	Morgan
12/10 at Carolina											
12/17 vs. Cincinnati											
12/23 at Green Bay											
12/31 vs. Chicago											

VIKINGS DEFENSE

Date/Opp.	LE	DT	NT	RE	SLB	MLB	WLB/DB	LCB	RCB	FS	SS
9/11 vs. New Orleans	Hunter	Johnson	Joseph	Griffen	Barr	Kendricks	Gedeon	Waynes	Rhodes	Smith	Sendejo
9/17 at Pittsburgh	Hunter	Johnson	Joseph	Griffen	Barr	Kendricks	Gedeon	Waynes	Rhodes	Smith	Sendejo
9/24 vs. Tampa Bay	Hunter	Johnson	Joseph	Griffen	Barr	Kendricks	Gedeon	Waynes	Rhodes	Smith	Sendejo
10/1 at Detroit	Hunter	Johnson	Joseph	Griffen	Barr	Kendricks	Newman	Waynes	Rhodes	Smith	Sendejo
10/9 at Chicago	Hunter	Johnson	Joseph	Griffen	Barr	Kendricks	Gedeon	Waynes	Rhodes	Smith	Sendejo
10/15 vs. Green Bay	Hunter	Johnson	Joseph	Griffen	Barr	Kendricks	Newman	Waynes	Rhodes	Smith	Harris
10/22 vs. Baltimore	Hunter	Johnson	Joseph	Griffen	Barr	Kendricks	Gedeon	Waynes	Rhodes	Smith	Sendejo
10/29 at Cleveland	Hunter	Johnson	Joseph	Griffen	Barr	Kendricks	Newman	Waynes	Rhodes	Smith	Harris
11/12 at Washington	Hunter	Stephen	Joseph	Robison	Barr	Kendricks	Gedeon	Waynes	Rhodes	Smith	Sendejo
11/19 vs. LA Rams	Hunter	Johnson	Joseph	Griffen	Barr	Kendricks	Newman	Waynes	Rhodes	Smith	Harris
11/23 at Detroit	Hunter	Johnson	Joseph	Griffen	Barr	Kendricks	Newman	Waynes	Rhodes	Smith	Sendejo
12/3 at Atlanta	Hunter	Johnson	Joseph	Griffen	Barr	Kendricks	Gedeon	Waynes	Rhodes	Smith	Sendejo
12/10 at Carolina											
12/17 vs. Cincinnati											
12/23 at Green Bay											
12/31 vs. Chicago											

2017 LONG PLAYS

RUSHES OF 15+ YARDS (14)

58t	Jerick McKinnon at Chicago (10/9/17)
46	Latavius Murray at Detroit (11/23/17)
35	Latavius Murray vs. Baltimore (10/22/17)
34	Latavius Murray vs. Los Angeles Rams (11/19/17)
33	Dalvin Cook vs. New Orleans (9/11/17)
32	Dalvin Cook vs. New Orleans (9/11/17)
30	Latavius Murray at Atlanta (12/3/17)
29t	Latavius Murray vs. Baltimore (10/22/17)
26	Dalvin Cook vs. Tampa Bay (9/24/17)
25	Latavius Murray vs. Los Angeles Rams (11/19/17)
25	Dalvin Cook at Pittsburgh (9/17/17)
22	Case Keenum at Chicago (10/9/17)
20	Jerick McKinnon vs. Green Bay (10/15/17)
16	Case Keenum vs. Green Bay (10/15/17)

PASSES OF 20+ YARDS (44)

65t	Case Keenum to Adam Thielen vs. Los Angeles Rams (11/19/17)
59t	Case Keenum to Stefon Diggs vs. Tampa Bay (9/24/17)
51	Case Keenum to Stefon Diggs at Washington (11/12/17)
49	Case Keenum to Adam Thielen at Washington (11/12/17)
47	Case Keenum to Stefon Diggs vs. Tampa Bay (9/24/17)
45	Case Keenum to Adam Thielen vs. Tampa Bay (9/24/17)
44	Sam Bradford to Adam Thielen vs. New Orleans (9/11/17)
38	Case Keenum to Adam Thielen at Washington (11/12/17)
38	Case Keenum to Adam Thielen at Washington (11/12/17)
37	Case Keenum to Stefon Diggs at Detroit (11/23/17)
36	Case Keenum to Dalvin Cook vs. Tampa Bay (9/24/17)
35	Sam Bradford to Adam Thielen vs. New Orleans (9/11/17)
34	Case Keenum to Kyle Rudolph at Detroit (11/23/17)
33	Case Keenum to Stefon Diggs vs. Detroit (10/1/17)
32	Case Keenum to Stefon Diggs vs. Detroit (10/1/17)
31	Case Keenum to Jerick McKinnon at Detroit (11/23/17)
30	Case Keenum to Jarius Wright vs. Baltimore (10/22/17)
30	Sam Bradford to Stefon Diggs vs. New Orleans (9/11/17)
28	Case Keenum to Kyle Rudolph vs. Los Angeles Rams (11/19/17)
27t	Case Keenum to Jerick McKinnon vs. Green Bay (10/15/17)
27	Case Keenum to Kyle Rudolph at Pittsburgh (9/17/17)
27	Sam Bradford to Adam Thielen vs. New Orleans (9/11/17)
26	Case Keenum to Kyle Rudolph at Pittsburgh (10/15/17)
25	Case Keenum to Adam Thielen vs. Los Angeles Rams (11/19/17)
25	Case Keenum to Adam Thielen vs. Cleveland (UK) (10/29/17)
25	Case Keenum to Laquon Treadwell vs. Green Bay (10/15/17)
25	Sam Bradford to Stefon Diggs vs. New Orleans (9/11/17)
25	Sam Bradford to Jerick McKinnon vs. New Orleans (9/11/17)
24	Case Keenum to Adam Thielen vs. Detroit (10/1/17)
24	Case Keenum to Adam Thielen at Pittsburgh (9/17/17)
24	Sam Bradford to Adam Thielen vs. New Orleans (9/11/17)
23	Case Keenum to Jarius Wright vs. Los Angeles Rams (11/19/17)
23	Case Keenum to Adam Thielen vs. Green Bay (10/15/17)
22	Case Keenum to Adam Thielen at Atlanta (12/3/17)
22	Case Keenum to Jarius Wright at Detroit (11/23/17)
22	Case Keenum to Adam Thielen vs. Cleveland (UK) (10/29/17)
22	Sam Bradford to Stefon Diggs vs. New Orleans (9/11/17)
21	Case Keenum to Laquon Treadwell vs. Cleveland (UK) (10/29/17)
21	Case Keenum to Stefon Diggs vs. Detroit (10/1/17)
21	Case Keenum to Stefon Diggs at Pittsburgh (9/17/17)
21	Sam Bradford to Jarius Wright vs. New Orleans (9/11/17)
20	Case Keenum to Jerick McKinnon vs. Cleveland (UK) (10/29/17)
20	Case Keenum to Adam Thielen vs. Green Bay (10/15/17)
20	Sam Bradford to Stefon Diggs vs. New Orleans (9/11/17)

LONG TOUCHDOWNS OF 15+ YARDS (7)

65	Adam Thielen from Case Keenum vs. Los Angeles Rams (11/19/17)
59	Stefon Diggs from Case Keenum vs. Tampa Bay (9/24/17)
58	Jerick McKinnon at Chicago (10/22/17)
29	Latavius Murray vs. Baltimore (10/22/17)
27	Jerick McKinnon from Case Keenum vs. Green Bay (10/15/17)
22	Kyle Rudolph from Case Keenum at Detroit (11/23/17)
18	Adam Thielen from Case Keenum vs. Cleveland (UK) (10/29/17)
18	Stefon Diggs from Sam Bradford vs. New Orleans (9/11/17)
15	Kyle Rudolph from Sam Bradford vs. New Orleans (9/11/17)

CATCHES OF 20+ YARDS (44)

65t	Adam Thielen from Case Keenum vs. Los Angeles Rams (11/19/17)
59t	Stefon Diggs from Case Keenum vs. Tampa Bay (9/24/17)
51	Stefon Diggs from Case Keenum at Washington (11/12/17)
49	Adam Thielen from Case Keenum at Washington (11/12/17)
47	Stefon Diggs from Case Keenum vs. Tampa Bay (9/24/17)
45	Adam Thielen from Case Keenum vs. Tampa Bay (9/24/17)
44	Adam Thielen from Sam Bradford vs. New Orleans (9/11/17)
38	Adam Thielen from Case Keenum at Washington (11/12/17)
38	Adam Thielen from Case Keenum at Washington (11/12/17)
37	Stefon Diggs from Case Keenum at Detroit (11/23/17)
36	Dalvin Cook from Case Keenum vs. Tampa Bay (9/24/17)
35	Adam Thielen from Sam Bradford vs. New Orleans (9/11/17)
34	Kyle Rudolph from Case Keenum at Detroit (11/23/17)
33	Stefon Diggs from Case Keenum vs. Detroit (10/1/17)
32	Stefon Diggs from Case Keenum vs. Detroit (10/1/17)
31	Jerick McKinnon from Case Keenum at Detroit (11/23/17)
30	Jarius Wright from Case Keenum vs. Baltimore (10/22/17)
30	Stefon Diggs from Sam Bradford vs. New Orleans (9/11/17)
28	Kyle Rudolph from Case Keenum vs. Los Angeles Rams (11/19/17)
27t	Jerick McKinnon from Case Keenum vs. Green Bay (10/15/17)
27	Kyle Rudolph from Case Keenum at Pittsburgh (9/17/17)
27	Adam Thielen from Sam Bradford vs. New Orleans (9/11/17)
26	Kyle Rudolph from Case Keenum at Pittsburgh (9/17/17)
25	Adam Thielen from Case Keenum vs. Los Angeles Rams (11/19/17)
25	Adam Thielen from Case Keenum vs. Cleveland (UK) (10/29/17)
25	Laquon Treadwell from Case Keenum vs. Green Bay (10/15/17)
25	Stefon Diggs from Sam Bradford vs. New Orleans (9/11/17)
25	Jerick McKinnon from Sam Bradford vs. New Orleans (9/11/17)
24	Adam Thielen from Case Keenum vs. Detroit (10/1/17)
24	Adam Thielen from Case Keenum at Pittsburgh (9/17/17)
24	Adam Thielen from Sam Bradford vs. New Orleans (9/11/17)
23	Jarius Wright from Case Keenum vs. Los Angeles Rams (11/19/17)
23	Adam Thielen from Case Keenum vs. Green Bay (10/15/17)
22	Adam Thielen from Case Keenum at Atlanta (12/3/17)
22	Kyle Rudolph from Case Keenum at Detroit (11/23/17)
22	Adam Thielen from Case Keenum vs. Cleveland (UK) (10/29/17)
22	Stefon Diggs from Sam Bradford vs. New Orleans (9/11/17)
21	Laquon Treadwell from Case Keenum vs. Cleveland (UK) (10/29/17)
21	Stefon Diggs from Case Keenum vs. Detroit (10/1/17)
21	Stefon Diggs from Case Keenum at Pittsburgh (9/17/17)
21	Jarius Wright from Sam Bradford vs. New Orleans (9/11/17)
20	Jerick McKinnon from Case Keenum vs. Cleveland (UK) (10/29/17)
20	Adam Thielen from Case Keenum vs. Green Bay (10/15/17)
20	Stefon Diggs from Sam Bradford vs. New Orleans (9/11/17)

INT RETURNS OF 10+ YARDS (6)

36	Andrew Sendejo vs. Tampa Bay (9/24/17)
21	Xavier Rhodes at Detroit (11/23/17)
19	Harrison Smith vs. Green Bay (10/15/17)
18	Trae Waynes vs. Tampa Bay (9/24/17)
12	Harrison Smith vs. Tampa Bay (9/24/17)

LONG FIELD GOALS OF 40+ (8)

53	Kai Forbath vs. Washington (11/12/17)
53	Kai Forbath vs. Green Bay (10/15/17)
52	Kai Forbath vs. Baltimore (10/22/17)
51	Kai Forbath vs. Cleveland (UK) (10/29/17)
51	Kai Forbath vs. Baltimore (10/22/17)
45	Kai Forbath vs. New Orleans (9/11/17)
43	Kai Forbath vs. Cleveland (UK) (10/29/17)
43	2 times, Kai Forbath vs. Baltimore (10/22/17)

PUNTS OF 50+ YARDS (6)

54	Ryan Quigley vs. Cleveland (UK) (10/29/17)
54	Ryan Quigley vs. Green Bay (10/15/17)
54	Ryan Quigley at Chicago (10/9/17)
52	Ryan Quigley vs. New Orleans (9/11/17)
51	Ryan Quigley at Atlanta (12/3/17)
51	Ryan Quigley at Detroit (11/23/17)
50	Ryan Quigley vs. Los Angeles Rams (11/19/17)

2017 GAMEDAY INACTIVES

VS. NEW ORLEANS (9/11/17)

WR Rodney Adams, CB Tramaine Brock, DE Tashawn Bower, T Aviante Collins, S Antone Exum, G Danny Isidora, DT J. Johnson

AT PITTSBURGH (9/17/17)

WR Rodney Adams, QB Sam Bradford, CB Tramaine Brock, DE Tashawn Bower, T Aviante Collins, G Danny Isidora, DT J. Johnson

VS. TAMPA BAY (9/24/17)

WR Rodney Adams, DE Tashawn Bower, QB Sam Bradford, WR Stacey Coley, T Aviante Collins, G Danny Isidora, DT J. Johnson

VS. DETROIT (10/1/17)

WR Rodney Adams, DE Tashawn Bower, QB Sam Bradford, WR Stacey Coley, T Rashod Hill, G Danny Isidora, DT J. Johnson

AT CHICAGO (10/9/17)

WR Rodney Adams, DE Tashawn Bower, WR Stacey Coley, T Rashod Hill, G Danny Isidora, S Jayron Kears, QB Kyle Slotter

VS. GREEN BAY (10/15/17)

WR Rodney Adams, DE Tashawn Bower, QB Sam Bradford, T Aviante Collins, WR Stefon Diggs, G Nick Easton, S Andrew Sendejo

VS. BALTIMORE (10/22/17)

CB Mackensie Alexander, DE Tashawn Bower, QB Sam Bradford, T Aviante Collins, WR Stefon Diggs, G Nick Easton, WR Michael Floyd

AT CLEVELAND (UK) (10/29/17)

WR Rodney Adams, QB Sam Bradford, G Nick Easton, C Cornelius Edison, DT Jaleel Johnson, T Jermiah Sirles, DE Stephen Weatherly

AT WASHINGTON (11/12/17)

DE Tashawn Bower, RB Mack Brown, WR Stacey Coley, DE Everson Griffen, T Mike Remmers, T Jermiah Sirles, QB Kyle Slotter

VS. LOS ANGELES RAMS (11/19/17)

RB Mack Brown, WR Stacey Coley, T Aviante Collins, T Mike Remmers, DE Brian Robison, S Andrew Sendejo, QB Kyle Slotter

AT DETROIT (11/23/17)

DE Tashawn Bower, RB Mack Brown, WR Stacey Coley, T Aviante Collins, DT Jaleel Johnson, T Mike Remmers, QB Kyle Slotter

AT ATLANTA (12/3/17)

DE Tashawn Bower, RB Mack Brown, WR Stacey Coley, T Aviante Collins, DT Jaleel Johnson, T Mike Remmers, QB Kyle Slotter

AT CAROLINA (12/10/17)

VS. CINCINNATI (12/17/17)

AT GREEN BAY (12/23/17)

VS. CHICAGO (12/31/17)

2017 SEASON AT A GLANCE - GAME 1

VIKINGS 29, SAINTS 19

At U.S. Bank Stadium, September 11, 2017

Attendance – 66,606

VISITOR:	New Orleans Saints	3	3	3	10	0	19
HOME:	Minnesota Vikings	3	13	3	10	0	29

Scoring Plays

Team	Qtr	Time	Play Description (Extra Point) (Drive Info)	Visitor	Home
Saints	1	8:21	W.Lutz 43 yd. Field Goal (13-56, 6:39)	3	0
Vikings	1	1:01	K.Forbath 24 yd. Field Goal (14-78, 7:20)	3	3
Saints	2	5:26	W.Lutz 21 yd. Field Goal (13-74, 6:49)	6	3
Vikings	2	4:08	S.Diggs 18 yd. pass from S.Bradford (K.Forbath kick) (3-74, 1:18)	6	10
Vikings	2	0:03	S.Diggs 2 yd. pass from S.Bradford (kick failed, wr) (10-95, 1:40)	6	16
Vikings	3	11:07	K.Forbath 32 yd. Field Goal (8-54, 3:53)	6	19
Saints	3	2:43	W.Lutz 24 yd. Field Goal (8-83, 2:46)	9	19
Vikings	4	12:52	K.Rudolph 15 yd. pass from S.Bradford (K.Forbath kick) (9-89, 4:51)	9	26
Saints	4	7:49	W.Lutz 20 yd. Field Goal (12-73, 5:03)	12	26
Vikings	4	4:00	K.Forbath 45 yd. Field Goal (8-48, 3:49)	12	29
Saints	4	1:56	C.Fleener 8 yd. pass from D.Brees (W.Lutz kick) (8-75, 2:04)	19	29

Paid Attendance: 66,606

Time: 2:55

	SAINTS	VIKINGS
First Downs	19	23
Rushes/Yards	21/60	30/129
Passing Yards	284	341
Punt Return/Yards	1/0	2/11
KO Return/Yards	3/57	4/108
Passes (A-C-I)	37-27-0	33-27-0
Times Sacked/Yards	1-7	1-5
Punts	3	2
Fumbles/Lost	0-0	1-0
Penalties/Yards	6-52	5-50
Possession Time	28:44	31:16

PASSING

VIKINGS – Bradford 27-32-346, 84.4%, 3 TD, 0 INT - 143.0

SAINTS – Brees 27-37-291, 73%, 1 TD, 0 INT - 104.7

RUSHING

VIKINGS – D. Cook 22-127, L. Murray 2-6, J. McKinnon 3-5, S. Bradford 2-(-3)

SAINTS – A. Kamara 7-18, A. Peterson 6-18, M. Ingram 6-17, T. Ginn 1-5, J. Kuhn 1-2

RECEIVING

VIKINGS – A. Thielen 9-157, S. Diggs 7-93, J. McKinnon 3-32, K. Rudolph 3-26, D. Cook 3-10, J. Wright 1-10, L. Treadwell 1-7

SAINTS – C. Fleener 5-54, M. Ingram 5-54, M. Thomas 5-45, T. Ginn 4-53, A. Kamara 4-20, T. Lewis 2-52, B. Coleman 2-13

SACKS

VIKINGS – E. Griffen 1.0

SAINTS – C. Jordan 1.0

TACKLES

VIKINGS – T. Waynes 11-0-11, E. Kendricks 5-4-9, A. Barr 5-3-8, T. Newman 6-1-7, H. Smith 3-4-7, E. Griffen 5-1-6, L. Joseph 4-2-6, A. Sendejo 2-4-6, X. Rhodes 4-1-5, S. Stephen 1-3-4, B. Gedeon 1-1-2, D. Hunter 2-0-2, T. Johnson 1-1-2, B. Robison 2-0-2

SAINTS – A. Klein 8-3-11, P. Williams 4-4-8, K. Vaccaro 5-1-6, M. Te'o 4-2-6, A. Okafor 4-2-6, M. Williams 3-2-5, M. Lattimore 4-0-4, C. Jordan 2-2-4, D. Onyemata 2-2-4, D. Harris 3-0-3, A. Anzalone 2-0-2, T. Davison 1-1-2, S. Rankins 1-1-2, C. Robertson 1-0-1

INTERCEPTIONS

VIKINGS – None

SAINTS – None

GAME NOTES

- RB Dalvin Cook, C Pat Elflein on offense for the 1st time since 1963 when Rookies WR Paul Flatley and TE Ray Poage opened the season.

- The Vikings are now 32-24-1 all-time in the opening week of the season.

- Head Coach Mike Zimmer moves to 3-1 on opening weeks during his tenure as the Vikings head coach.

- The 29-19 victory marks the first Vikings win over the Saints in their last 5 meetings and first since 2008.

- Vikings QB Sam Bradford's 2nd TD pass of the day to WR Stefon Diggs marked his 100th career TD pass.

- Bradford's 1st half performance is the 3rd time he has thrown 2 TDs in the first half as a Viking (Week 10 @ Washington, Week 17 vs. Chicago).

- Bradford has now thrown 3 TD passes in 3 consecutive games dating back to last season.

- Bradford's 346 passing yards represents the 3rd time he has surpassed the 300-yard mark as a member of the Vikings and the 3rd most by a Vikings QB on opening day (T. Kramer 395, 1980; S. Dils 361, 1981) and the 2nd most by a Vikings QB on Monday Night Football (R. Cunningham, 442 - 10/5/98).

- Bradford's 27 completions are the 4th most by a Vikings QB on opening day (S. Dils, 37 - 1981; T. Kramer, 30 - 1980; F. Tarkenton, 28 - 1978).

- TE Kyle Rudolph hauled in his 30th career TD reception, extending his own Vikings record for TDs by a TE.

- WR Laquon Treadwell recorded the 2nd reception of his career, a 7-yard grab in the 4th quarter.

- RB Dalvin Cook ran for 127 yards in his NFL debut, the most by a Viking RB in their debut since Adrian Peterson (103 in 2007). Cook also added 3 receptions for 10 yards.

- Cook's 127 rushing yards are the 2nd most by a Viking on Monday Night Football (C. Foreman, 148 - 10/4/76).

2017 SEASON AT A GLANCE - GAME 2

STEELERS 26, VIKINGS 9

At Heinz Field, September 17, 2017

Attendance – 65,971

		1	2	3	4	OT	Total
VISITOR:	Minnesota Vikings	0	3	6	0	0	9
HOME:	Pittsburgh Steelers	7	7	6	6	0	26

Scoring Plays

Team	Qtr	Time	Play Description (Extra Point) (Drive Info)	Visitor	Home
Steelers	1	3:02	M.Bryant 27 yd. pass from B.Roethlisberger (C.Boswell kick) (9-78, 5:43)	0	7
Steelers	2	13:31	J.Smith-Schuster 4 yd. pass from B.Roethlisberger (C.Boswell kick) (5-60, 3:12)	0	14
Vikings	2	8:50	K.Forbath 42 yd. Field Goal (11-51, 4:41)	3	14
Steelers	3	12:19	C.Boswell 46 yd. Field Goal (4-8, 2:06)	3	17
Vikings	3	9:57	C.Ham 1 yd. run (kick failed, wl) (6-82, 2:22)	9	17
Steelers	3	5:05	C.Boswell 29 yd. Field Goal (10-74, 4:52)	9	20
Steelers	4	3:18	C.Boswell 37 yd. Field Goal (11-64, 4:44)	9	23
Steelers	4	1:53	C.Boswell 43 yd. Field Goal (4-5, 0:20)	9	26

Paid Attendance: 65,971

Time: 3:11

	STEELERS	VIKINGS
First Downs	22	14
Rushes/Yards	32/102	20/90
Passing Yards	233	146
Punt Return/Yards	2/-2	1/12
KO Return/Yards	2/45	2/52
Passes (A-C-I)	35-23-0	38-23-0
Times Sacked/Yards	2-10	2-21
Punts	5	6
Fumbles/Lost	0-0	1-1
Penalties/Yards	10-72	11-131
Possession Time	24:22	25:38

PASSING

VIKINGS – C. Keenum 37-20-167, 54.1%, 0 TD, 0 INT - 65.9,

R. Quigley 1-0-0, 0.0%, 0 TD, 0 INT - 39.6

STEELERS – B. Roethlisberger 35-23-243, 65.7%, 2 TD, 0 INT - 104.8

RUSHING

VIKINGS – D. Cook 12-64-0, J. McKinnon 3-16-0, L. Murray 3-6-0, S. Diggs 1-4-0, C.J. Ham 1-1-1

STEELERS – L. Bell 27-87-0, J. Conner 1-9-0, M. Bryant 1-7-0, T. Watson 1-1-0, B. Roethlisberger 2-(-2)-0

RECEIVING

VIKINGS – A. Thielen 5-44-0, K. Rudolph 4-45-0, L. Treadwell 3-33-0,

J. McKinnon 3-9-0, S. Diggs 2-27-0, D. Cook 2-0-0, J. Wright 1-9-0

STEELERS – A. Brown 5-62-0, E. Rogers 4-43-0, J. James 4-27-0, L. Bell 4-4-0, M. Bryant 3-91-1, J. Smith-Schuster 3-16-1

SACKS

VIKINGS – E. Griffen 2.0

STEELERS – B. Dupree 1.0, V. Williams 1.0

TACKLES

VIKINGS – E. Kendricks 6-7-13, A. Barr 9-3--12, A. Sendejo 8-2-10,

L. Joseph 6-2-8, H. Smith 2-4-6, E. Griffen 4-0-4, D. Hunter 1-3-4, X.

Rhodes 4-0-4, T. Waynes 3-1-4, T. Newman 2-1-3, S. Stephen 3-0-3,

B. Gedeon 2-0-2, M. Alexander 1-0-1, T. Johnson 1-0-1,

B. Robison 1-0-1

STEELERS – S. Davis 7-1-8, M. Hilton 5-3-8, R. Shazier 5-3-8, C. Hey-

ward 2-4-6, V. Williams 4-0-4, A. Chickillo 1-3-4, A. Burns 2-1-3, W. Gay

2-1-3, T. Alualo 1-2-3, B. Dupree 1-1-2, T. Watt 0-2-2, M. Mitchell 0-2-2,

J. Haden 1-0-1, L. Walton 0-1-1

INTERCEPTIONS

VIKINGS – None

STEELERS – None

GAME NOTES

- QB Case Keenum made his first start as a Minnesota Viking.
- WR Adam Thielen caught his NFL-leading 5th 20+ yard reception of the season.
- K Kai Forbath improved to 19-19 on FG attempts as a Viking.
- PR Marcus Sherels became the Vikings all-time leader in career punt return yardage when his 12-yard punt return in the 2nd quarter pushed his career mark to 1,822 yards.
- DE Everson Griffen's 1st quarter sack marks the 50th of his career. Griffen added another sack in the 3rd quarter for his 9th career game with 2.0+ sacks.
- FB C.J. Ham's 3rd quarter 1-yard TD rush marked both his first career carry and his first career TD.
- WR Laquon Treadwell recorded his first career multi-catch game, finishing with 3 catches for a career-high 33 yards.
- WR Stefon Diggs has now recorded at least 1 catch in all 28 career games he has played in, finishing with 2 catches for 27 yards.

2017 SEASON AT A GLANCE - GAME 3

VIKINGS 34, BUCCANEERS 17

At U.S. Bank Stadium, September 24, 2017

Attendance – 66,390

	1	2	3	4	OT	Total
VISITOR:	3	0	14	0	0	17
HOME:	7	14	10	3	0	34

Scoring Plays

Team	Qtr	Time	Play Description (Extra Point) (Drive Info)	Visitor	Home
Vikings	1	10:58	D.Cook 1 yd. run (K.Forbath kick) (7-75, 4:02)	0	7
Buccaneers	1	6:18	N.Folk 40 yd. Field Goal (8-53, 4:40)	3	7
Vikings	2	10:25	J.Wright 2 yd. pass from C.Keenum (K.Forbath kick) (13-76, 5:57)	3	14
Vikings	2	0:47	S.Diggs 17 yd. pass from C.Keenum (K.Forbath kick) (6-92, 3:04)	3	21
Vikings	3	12:25	S.Diggs 59 yd. pass from C.Keenum (K.Forbath kick) (3-66, 1:03)	3	28
Buccaneers	3	8:47	C.Brake 15 yd. pass from J.Winston (N.Folk kick) (6-46, 3:38)	10	28
Vikings	3	2:24	K.Forbath 20 yd. Field Goal (13-73, 6:23)	10	31
Buccaneers	3	0:00	D.Jackson 25 yd. pass from J.Winston (N.Folk kick) (7-75, 2:24)	17	31
Vikings	4	8:40	K.Forbath 37 yd. Field Goal (6-16, 3:45)	17	34

Paid Attendance: 66,390

Time: 3:01

BUCCANEERS VIKINGS

First Downs	20	25
Rushes/Yards	9/26	37/125
Passing Yards	316	369
Punt Return/Yards	0/0	0/0
KO Return/Yards	3/79	1/20
Passes (A-C-I)	40-28-3	33-25-0
Times Sacked/Yards	2-12	0-0
Punts	4	3
Fumbles/Lost	2-0	0-0
Penalties/Yards	7-37	5-53
Possession Time	22:14	37:46

PASSING

VIKINGS – C. Keenum 25-33-369, 75.8%, 3 TD, 0 INT - 142.1

BUCCANEERS – J. Winston 28-40-328, 70.0%, 2 TD, 3 INT - 80.0

RUSHING

VIKINGS – D. Cook 27-97-1 TD, C. Keenum 6-18-0, L. Murray 2-5-0,

J. McKinnon 2-5-0

BUCCANEERS – J. Rodgers 5-15-0, C. Sims III 2-4-0, J. Winston 1-4-0

B. Reedy 1-3-0

RECEIVING

VIKINGS – S. Diggs 8-173-2 TD, A. Thielen 5-98-0, D. Cook 5-72-0, J. Wright

2-9-0, J. McKinnon 2- -1-0, C.J. Ham 1-12-0, K. Rudolph 1-4-0,

L. Treadwell 1-2-0

BUCCANEERS – M. Evans 7-67-0, A. Humphries 6-68-0, D. Jackson 4-84-1 TD,

C. Brate 4-33-1 TD, C. Godwin 3-44-0, O. Howard 1-12-0, C. Sims III 1-9-0,

B. Reedy 1-6-0, A. Cross 1-5-0

SACKS

VIKINGS – E. Griffen 1.0, S. Stephen 1.0

BUCCANEERS – NONE

TACKLES

VIKINGS – H. Smith 6-2-6, A. Sendejo 4-3-7, T. Newman 3-2-5, A. Barr 4-0-4,

T. Waynes 4-0-4, E. Kendricks 2-2-4, D. Hunter 1-3-4, L. Joseph 2-1-3, M. Alex-

ander 1-2-3, T. Johnson 2-0-2, S. Stephen 1-1-2, E. Griffen 1-0-1

CHARGERS – W. Gholston 3-6-9, K. Beckwith 6-2-8, L. David 4-3-7,

A. Glanton 4-3-7, C. Conte 4-2-6, V. Hargreaves III 4-1-5, T. Ward 3-2-5,

G. McCoy 2-2-4, S. Siliga 1-3-4, R. Ayers, Jr. 1-3-4, R. Smith 3-0-3,

C. McDonald 2-1-3, W. Clarke 1-0-1, R. McClain 1-0-1, K. Tandy 1-0-1

INTERCEPTIONS

VIKINGS – A. Sendejo 1-36, T. Waynes 1-18, H. Smith 1-12

BUCCANEERS – NONE

GAME NOTES

- The Vikings scored a TD on their opening drive for the 1st time this season.

- TE David Morgan made his 1st career start when the Vikings opened up in a two-TE set to open the game.

- WR Adam Thielen caught his league-leading 6th reception of 20+ yards.

- RB Dalvin Cook scored the 1st TD of his career, a 1-yard rush.

- CB Tramaine Brock Sr. appeared in his 1st game as a Viking.

- Cook set new career-highs with 72 receiving yards on 5 catches.

- WR Jarius Wright caught his 1st TD of the season and 9th of his career.

- With his fourth sack of the season, Everson Griffen has now tallied at least 1 sack in 3 consecutive games for the 3rd time in his career (Weeks 5-9, 2014; Weeks 9-11, 2015).

- Thielen has more receiving yards this season (285) than he did in his 1st two seasons combined (281 in 2014-15)
- DT Shamar Stephen notched his 1st career sack.

- K Kai Forbath nailed 2 FGs to remain perfect on FGs as a Vikings with 21 makes in 21 attempts.

- S Andrew Sendejo snagged the 5th INT of his career and took it back 36 yards for a career-high INT return.

- Cook's 288 rushing yards on the season are the most by a Vikings rookie RB through 3 games in team history.

- The Vikings defense forced their 1st turnover of the season, a 2nd quarter Trae Waynes interception, Andrew Sendejo and Harrison Smith each added one in the 4th quarter as the Vikings tallied 3 INTs in a game for the 1st time since at Carolina 9/25/16.

- QB Case Keenum set career-highs in passing yards (369) and passer rating (142.1) and tied career-highs in passing TDs (3) and rushes (6).

- After catching the longest pass of his career in the 1st half (47 yards), Diggs topped it in the 2nd half with a 59-yard TD grab.

2017 SEASON AT A GLANCE - GAME 4

LIONS 14, VIKINGS 7

At U.S. Bank Stadium, October 1, 2017

Attendance – 66,730

		1	2	3	4	OT	Total
VISITOR:	Detroit Lions	0	3	11	0	0	14
HOME:	Minnesota Vikings	0	7	0	0	0	7

Scoring Plays

Team	Qtr	Time	Play Description (Extra Point) (Drive Info)	Visitor	Home
Lions	2	10:47	M.Prater 29 yd. Field Goal (15-82, 8:02)	3	0
Vikings	2	1:07	D.Cook 5 yd. run (K.Forbath kick) (11-81, 4:33)	3	7
Lions	3	10:41	M.Prater 37 yd. Field Goal (8-29, 3:37)	6	7
Lions	3	8:00	A.Abdullah 3 yd. run (M.Stafford-T.Jones pass) (5-29, 2:25)	14	7
Paid Attendance: 66,730				Time: 3:05	

	VIKINGS	LIONS
First Downs	15	19
Rushes/Yards	22/87	31/97
Passing Yards	219	209
Punt Return/Yards	4/16	0/0
KO Return/Yards	3/81	0/0
Passes (A-C-I)	30-16-0	31-19-0
Times Sacked/Yards	2/22	6/55
Punts	5	7
Fumbles/Lost	3/3	1/0
Penalties/Yards	2/10	6/60
Possession Time	23:33	36:27

PASSING

VIKINGS – C. Keenum 30-16-219, 53.3%, 0 TD, 0 INT - 76.9

LIONS – M. Stafford 31-19-209, 61.3%, 0 TD, 0 INT - 81.2

RUSHING

VIKINGS – D. Cook 13-66-1 TD, L. Murray 7-21-0, J. McKinnon 2-0-0

LIONS – A. Abdullah 20-94-1 TD, T. Riddick 4-4-0, G. Tate 1-2-0, Z. Zenner 3-0-0, M. Stafford 3--3-0

RECEIVING

VIKINGS – S. Diggs 5-98-0, A. Thielen 5-59-0, K. Rudolph 2-34-0, L. Murray 2-8-0, B. Bell 1-12-0, D. Cook 1-8-0,

LIONS – D. Fells 4-40-0, T. Jones 3-33-0, G. Tate 3-29-0, A. Abdullah 3-15-0, M. Jones 2-42-0, E. Ebron 2-27-0, M. Roberts 1-15--0, T. Riddick 1-8-0

SACKS

VIKINGS – D. Hunter 2.0, E. Griffen 1.0, L. Joseph 1.0, E. Kendricks 1.0

LIONS – A. Zettel 2.0

TACKLES

VIKINGS – L. Joseph 7-4-11, A. Sendejo 5-5-10, E. Kendricks 5-4-9, A. Barr 5-3-8, T. Waynes 5-1-6, E. Griffen 4-1-5, D. Hunter 3-2-5, X. Rhodes 4-0-4, H. Smith 4-0-4, T. Johnson 2-1-3, S. Stephen 2-0-2, M. Alexander 1-1-2, B. Robison 1-1-2, B. Gedeon 1-0-1, T. Newman 1-0-1

LIONS – T. Whitehead 5-0-5, G. Quin 4-0-4, N. Bellore 3-1-4, N. Lawson 3-0-3, M. Killebrew 3-0-3, T. Wilson 3-0-3, E. Ansah 3-0-3, A. Zettel 2-1-3, D. Hayden 2-0-2, S. Longa 1-1-2, A. Robinson 1-1-2, Q. Diggs 1-1-2, D. Slay 1-0-1, J. Reeves-Maybin 1-0-1, G. Johnson 1-0-1, J. Ledbetter 0-1-1

INTERCEPTIONS

VIKINGS – NONE

LIONS – NONE

GAME NOTES

- CB Terence Newman made his 1st start of the year and 199th of his NFL career.
- TE Blake Bell made his 1st start as a Viking.
- T Aviante Collins was active for the 1st time in his career.
- DE Danielle Hunter recorded his 1st 2 sacks of the season in the 1st quarter, marking the 5th multi-sack performance of his career.
- DT Linval Joseph recorded his 1st sack of the season, part of a season-high 6 sacks by the Vikings defense.
- TE Blake Bell caught his first catch as a Viking, 12-yard 1st quarter reception.
- RB Dalvin Cook scored his 2nd TD of his career and finished the first half with 11 carries for 52 yards and 1 catch for 8 yards.
- Vikings defense finished with 6 sacks, marking the 10th time with 5+ sacks in a single game under Zimmer.
- LB Eric Kendricks registered his 1st 2 sacks of the season and the 3rd multi-sack game of his career.
- DE Everson Griffen tallied his team-leading 5th sack of the season and has now recorded a sack in his 4th consecutive game for just the 2nd time in his career (Weeks 5-9, 2014).
- Stefon Diggs moved into first in the league in receiving yards with 391.
- Diggs recorded 3 20+ yard receptions and now leads the league with 8. Thielen caught 1 and is now 2nd in the league.

2017 SEASON AT A GLANCE - GAME 5

VIKINGS 20, BEARS 17

At Soldier Field, October 9, 2017

Attendance – 61,834

		1	2	3	4	OT	Total
VISITOR:	Minnesota Vikings	0	3	14	3	0	20
HOME:	Chicago Bears	2	0	7	8	0	17

Scoring Plays

Team	Qtr	Time	Play Description (Extra Point) (Drive Info)	Visitor	Home
Bears	1	1:31	S.Bradford sacked in end zone by L.Floyd for a Safety	0	2
Vikings	2	1:02	K.Forbath 26 yd. Field Goal (4-5, 1:26)	3	2
Vikings	3	8:16	K.Rudolph 13 yd. pass from C.Keenum (K.Forbath kick) (13-75, 6:44)	10	2
Bears	3	5:23	B.Cunningham 38 yd. pass from P.O'Donnell (C.Barth kick) (7-75, 2:53)	10	9
Vikings	3	3:31	J.McKinnon 58 yd. run (K.Forbath kick) (5-82, 1:52)	17	9
Bears	4	12:24	Z.Miller 20 yd. pass from M.Trubisky (M.Trubisky run) (11-79, 6:07)	17	17
Vikings	4	0:12	K.Forbath 26 yd. Field Goal (6-20, 2:08)	20	17

Paid Attendance: 61,834

Time: 3:10

	BEARS	VIKINGS
First Downs	16	17
Rushes/Yards	29/115	31/159
Passing Yards	166	176
Punt Return/Yards	4/25	3/41
KO Return/Yards	4/57	2/51
Passes (A-C-I)	26-13-1	32-22-0
Times Sacked/Yards	1/7	4/35
Punts	7	6
Fumbles/Lost	1/1	1/0
Penalties/Yards	8/55	9/69
Possession Time	28:36	31:24

PASSING

VIKINGS – C. Keenum 17-21-140, 80.9%, 1 TD, 0 INT - 110.3;

S. Bradford 5-11-36, 45.5%, 0 TD, 0 INT - 53.6

BEARS – M. Trubisky 12-25-128, 48.0%, 1 TD, 1 INT - 60.1;

P. O'Donnell 1-1-38, 100%, 1 TD, 0 INT - 158.3

RUSHING

VIKINGS – J. McKinnon 16-95, L. Murray 12-31, C. Keenum 1-22,

A. Thielen 1-11, C.J. Ham 1-0

BEARS – Jo. Howard 19-76, M. Trubisky 3-22, T. Cohen 6-13,

B. Cunningham 1-4

RECEIVING

VIKINGS – J. McKinnon 6-51-0, K. Rudolph 6-45-1, A. Thielen 5-34-0,

L. Murray 2-12-0, M. Floyd 1-19-0, C.J. Ham 1-11-0, S. Diggs 1-4-0

BEARS – K. Wright 4-46-0, Z. Miller 3-39-1, B. Cunningham 2-43-1,

T. McBride 1-18-0, D. Sims 1-17-0, M. Wheaton 1-9-0, T. Cohen 1-6-0

SACKS

VIKINGS – E. Griffen 1.0

BEARS – L. Floyd 2.0, A. Hicks 2.0

TACKLES

VIKINGS – E. Kendricks 5-3-8, L. Joseph 6-1-7, T. Waynes 6-1-7,

A. Sendejo 4-3-7, A. Barr 4-3-6, H. Smith 1-5-6, T. Newman 3-1-4,

B. Gedeon 2-2-4, D. Hunter 2-2-4, T. Johnson 3-0-3, E. Griffen 2-0-2,

B. Robison 1-1-2, M. Alexander 1-0-1, J. Johnson 1-0-1, X. Rhodes 1-0-1

BEARS – C. Jones 5-4-9, A. Amos 8-0-8, L. Floyd 6-0-6, A. Hicks 4-0-4,

K. Fuller 4-0-4, P. Amukamara 4-0-4, J. Timu 3-1-4, E. Jackson 2-2-4

INTERCEPTIONS

VIKINGS – H. Smith 1-(-6)

BEARS – NONE

GAME NOTES

- DT Jaleel Johnson was active for the 1st time in his NFL career.

- QB Sam Bradford notched his 80th career game and start.

- WR Michael Floyd made his Vikings debut and caught 1 pass for 19 yards.

- DE Everson Griffen tallied his 6th sack of the season, his current streak of 5 games with at least 1 sack ties the longest of his career and 8th longest in team history.

- DT Linval Joseph recovered his first FR of the season.

- RB Jerick McKinnon recorded the longest run of his season thus far, a 58-yard TD run, which also marked the Vikings longest rush of the year.

- Griffen notched his first forced fumble of the season.

- Harrison Smith recorded his 14th career interception, 2nd of the season and 4th vs. Chicago.

- 1st Vikings road division win since 1/3/16 at Green Bay.

- Vikings 2nd win at Soldier Field in the last 10 games.

- Kai Forbath had his first GW kick with the Vikings.

- QB Case Keenum had his first GW drive as a Viking, the 4th of his career.

- RB Jerick McKinnon became the 42nd player in team history to reach 2,000 scrimmage yards, with 2,123.

- McKinnon's 58-yard scoring run was the longest scoring run in team history on MNF and 2nd longest overall.

- Griffen's sack moves him into 11th place all-time with 54.0.

2017 SEASON AT A GLANCE - GAME 6

VIKINGS 23, PACKERS 10

At U.S. Bank Stadium, October 15, 2017

Attendance – 66,848

		1	2	3	4	OT	Total
VISITOR:	Green Bay Packers	0	10	0	0	0	10
HOME:	Minnesota Vikings	0	14	3	6	0	23

Scoring Plays

Team	Qtr	Time	Play Description (Extra Point) (Drive Info)	Visitor	Home
Vikings	2	14:53	J.McKinnon 27 yd. pass from C.Keenum (K.Forbath kick) (2-42, 0:11)	0	7
Packers	2	10:40	D.Adams 14 yd. pass from B.Hundley (M.Crosby kick) (3-18, 1:24)	7	7
Vikings	2	7:22	J.McKinnon 3 yd. run (K.Forbath kick) (8-84, 3:18)	7	14
Packers	2	1:51	M.Crosby 26 yd. Field Goal (7-30, 2:11)	10	14
Vikings	3	9:35	K.Forbath 36 yd. Field Goal (12-57, 5:25)	10	17
Vikings	4	14:57	K.Forbath 34 yd. Field Goal (11-66, 5:16)	10	20
Vikings	4	10:47	K.Forbath 53 yd. Field Goal (4-0, 1:29)	10	23

Paid Attendance: 66,848

Time: 3:16

	VIKINGS	PACKERS
First Downs	24	14
Rushes/Yards	32/112	24/72
Passing Yards	239	175
Punt Return/Yards	1/-5	1/8
KO Return/Yards	1/19	3/66
Passes (A-C-I)	38-24-1	37-20-3
Times Sacked/Yards	0/0	4/20
Punts	4	6
Fumbles/Lost	2/1	2/0
Penalties/Yards	7/65	8/92
Possession Time	32:09	27:51

PASSING

VIKINGS – C. Keenum 24-38-239, 63.2%, 1 TD, 1 INT - 78.7

PACKERS – B. Hundley 18-33-157, 54.5%, 1 TD, 3 INT - 39.6;

A. Rodgers 2-4-18, 50.0%, 0 TD, 0 INT - 62.5

RUSHING

VIKINGS – J. McKinnon 15-69-1 TD, L. Murray 15-28, C. Keenum 2-15

PACKERS – A. Jones 13-41, T. Montgomery 10-28, B. Hundley 1-3

RECEIVING

VIKINGS – A. Thielen 9-96-0, K. Rudolph 5-47-0,

J. McKinnon 5-30-1 TD, L. Treadwell 3-51-0, L. Murray 1-10-0,

M. Floyd 1-5-0

PACKERS – J. Nelson 6-60-0, D. Adams 5-54-1 TD, R. Cobb 3-28-0,

M. Bennett 2-22-0, G. Allison 1-7-0, T. Montgomery 1-3-0,

A. Jones 1-1-0

SACKS

VIKINGS – H. Smith 1.5-10, E. Griffen 1-6, B. Robison 1-3.5,

L. Joseph 0.5-0.5

PACKERS – NONE

TACKLES

VIKINGS – E. Kendricks 9-2-11, T. Newman 5-4-9, T. Waynes 6-1-7,

H. Smith 4-1-5, E. Lamur 3-4-5, L. Joseph 1-4-5, X. Rhodes 4-0-4,

E. Griffen 3-1-4, M. Alexander 2-1-3, A. Harris 2-0-2, D. Hunter 2-0-2,

A. Barr 1-1-2, B. Robison 1-1-2, S. Stephen 1-1-2, T. Johnson 0-2-2

PACKERS – B. Martinez 8-3-11, J. Ryan 3-5-8, K. Clark 5-1-6,

J. Hawkins 5-1-6, L. Pipkins 5-1-6, H. Clinton-Dix 4-0-4, N. Perry 2-2-4,

D. Randall 3-0-3, J. Jones 2-0-2, C. Matthews 1-1-2, K. Brice 1-1-2,

Q. Dial 1-1-2, K. Fackrell 1-1-2, M. Daniels 0-2-2, D. Lowry 0-2-2,

M. Evans 1-0-1, R. Jean-Francois 0-1-1

INTERCEPTIONS

VIKINGS – H. Smith 1-19, T. Waynes 1-3, X. Rhodes 1-2

PACKERS – D. Randall - 1-14

GAME NOTES

- The Vikings defense grabbed 3 INTs in a single game for the 2nd time this season.

- CB Terence Newman made his 2nd start of the year and 200th of his NFL career.

- CB Xavier Rhodes snagged his 1st INT of the season and 8th of his career.

- RB Jerick McKinnon's 27-yard TD reception was his 4th through the air and longest TD grab of his career.

- DE Brian Robison and S Harrison Smith split a sack, pushing Robison's career total to 56.5, moving him to 9th all-time in Vikings history.

- Smith added another full sack to give him his 1st multi-sack game of his career and 9.0 career sacks, which is 0.5 shy of Joey Browner's career mark, the most by a DB in team history.

- Smith tallied his 3rd INT of the year and 15th of his career. It marks the 2nd time in his career he has registered a sack and an INT in the same game (9/7/14 @ St. Louis Rams).

- WR Stacey Coley returned the 1st kickoff of his career for 19 yards.

- K Kai Forbath was 3-of-3 on FGs, including a 53-yarder, the longest of his season, 2nd longest of his career and the 6th 50+ FG of his career.

- DE Everson Griffen tallied a sack to set a new career-high with a sack in 6 consecutive games. He leads the team and is 3rd in the NFL with 7.0 on the year and 55.0 in his career.

- G Danny Isidora made his NFL debut.

- CB Trae Waynes grabbed his 2nd INT of the season and 5th of his career.

- WR Adam Thielen has now caught 21 passes for 299 yards in his last 2 games against Green Bay.

- WR Laquon Treadwell set a new career-high with 51 receiving yards. His 25-yard reception is also a new career-long.

- K Kai Forbath was 3-of-3 on FGs, including a 53-yarder, the longest of his season, 2nd longest of his career and the 6th 50+ FG of his career.

- McKinnon added a rushing TD in the 2nd quarter to push his career total to 10. It marks the 3rd multi-TD game of his career and 1st since 1/1/17 vs. Chicago.

2017 SEASON AT A GLANCE - GAME 7

VIKINGS 24, RAVENS 16

At U.S. Bank Stadium, October 22, 2017

Attendance – 66,751

		1	2	3	4	OT	Total
VISITOR: Baltimore Ravens		3	3	3	7	0	16
HOME: Minnesota Vikings		3	6	9	6	0	24

Scoring Plays

Team	Qtr	Time	Play Description (Extra Point) (Drive Info)	Visitor	Home
Ravens	1	8:30	J.Tucker 48 yd. Field Goal (9-35, 4:11)	3	0
Vikings	1	3:39	K.Forbath 52 yd. Field Goal (12-41, 4:51)	3	3
Vikings	2	12:55	K.Forbath 51 yd. Field Goal (8-38, 2:50)	3	6
Ravens	2	9:56	J.Tucker 57 yd. Field Goal (6-33, 2:59)	6	6
Vikings	2	0:35	K.Forbath 43 yd. Field Goal (15-60, 7:01)	6	9
Vikings	3	10:53	K.Forbath 43 yd. Field Goal (7-50, 4:07)	6	12
Vikings	3	7:58	L.Murray 29 yd. run (kick failed, hru) (3-45, 1:21)	6	18
Ravens	3	2:58	J.Tucker 47 yd. Field Goal (10-46, 5:00)	9	18
Vikings	4	11:54	K.Forbath 34 yd. Field Goal (6-35, 2:15)	9	21
Vikings	4	3:03	K.Forbath 32 yd. Field Goal (12-64, 6:47)	9	24
Ravens	4	0:00	C.Moore 13 yd. pass from J.Flacco (J.Tucker kick) (14-68, 3:03)	16	24
Paid Attendance: 66,751				Time: 2:48	

	VIKINGS	RAVENS
First Downs	17	16
Rushes/Yards	33/169	20/64
Passing Yards	188	186
Punt Return/Yards	3/83	0/0
KO Return/Yards	1/20	5/113
Passes (A-C-I)	31-20-1	39-27-0
Times Sacked/Yards	0/0	5/42
Punts	2	6
Fumbles/Lost	0/0	3/0
Penalties/Yards	4/47	3/15
Possession Time	32:01	27:59

PASSING

VIKINGS – C. Keenum 20-31-188, 64.5%, 0 TD, 1 INT - 67.7

RAVENS – J. Flacco 27-39-186, 69.2%, 1 TD, 0 INT - 88.2

RUSHING

VIKINGS – L. Murray 18-113-1 TD, J. McKinnon 14-47, C. Keenum 1-9

RAVENS – A. Collins 10-30, J. Allen 6-20, M. Campanaro 1-19, V. Mayle 1-0, J. Flacco 1-0, C. Moore 1--5

RECEIVING

VIKINGS – K. Rudolph 5-43-0, A. Thielen 5-41-0, J. Wright 3-54-0,

L. Treadwell 3-28-0, J. McKinnon 3-10-0, C.J. Ham 1-12-0

RAVENS – J. Allen 8-29-0, B. Watson 5-38-0, G. Whalen 4-23-0,

M. Campanaro 3-31-0, C. Moore 2-36-1, N. Boyle 2-12-0, B. Rainey 2-8-0,

M. Wallace 1-9-0

SACKS

VIKINGS – E. Griffen 2.0, A. Barr 1.0, D. Hunter 1.0, T. Johnson 1.0

RAVENS – NONE

TACKLES

VIKINGS – E. Kendricks 11-2-13, A. Barr 10-3-13, E. Griffen 5-1-6,

L. Joseph 3-3-6, A. Sendejo 4-1-5, S. Stephen 3-2-5, T. Waynes 3-1-4,

B. Gedeon 2-2-4, H. Smith 2-2-4, T. Newman 0-4-4, D. Hunter 1-1-2,

T. Johnson 1-1-2, X. Rhodes 1-1-2, B. Robison 0-1-1

RAVENS – C. Mosely 6-3-9, B. Carr 5-1-6, P. Onwuasor 5-1-6,

B. Williams 5-0-5, T. Suggs 3-2-5, T. Jefferson 1-4-5, J. Smith 4-0-4

L. Webb 3-1-4, M. Pierce 1-3-4, E. Weddle 2-1-3, M. Judon 1-1-2,

B. Kaufusi 0-2-2, J. Hill 1-0-1, A. Levine Sr. 1-0-1, C. Wormley 1-0-1,

M. Humphrey 1-0-1, C. Clark 1-0-1, Z. Smith 0-1-1

INTERCEPTIONS

VIKINGS – NONE

RAVENS – Brandon Carr 1-33

GAME NOTES

- For the 2nd time this season, the Vikings defense (Danielle Hunter) registered a sack on the opposing teams opening drive and has tallied multiple sacks in 5 of 7 games this season.

- The Vikings defense held the Ravens to 29 yards rushing on 11 carries (2.6 avg) in the 1st half and 64 yards on 20 attempts (3.2 avg) overall.

- The Vikings and Ravens tied a league record with 9 FGs in one game, the last two teams to do so were the Cardinals and 49ers on 10/1/17.

- Minnesota improved to 24-3 under HC Mike Zimmer when scoring 21+ points.

- G Joe Berger made his 75th NFL start.

- DE Everson Griffen tallied his 7th consecutive game with a sack, tying him with Jim Marshall for the longest streak by a Viking to start a season.

- RB Latavius Murray set a season-high with 32 yards on the ground in the 1st half, Murray doubled that number on his 1st carry of the 2nd half, a 35-yarder that is his new season-long.

- DT Tom Johnson recorded his 1st sack of the season and 20th of his career.

- WR Jarius Wright set a season-high with 54 receiving yards on 3 catches.

- Forbath set a career-high going 6-of-6 on FGs.

- WR Adam Thielen has registered 5+ catches in all 7 games this season, the only player in the NFL to do so, he finished with 5 catches for 41 yards.

- Forbath added a 51-yarder, making it the 1st time he has made multiple FGs from 50+ in 1 game.

- DE Danielle Hunter snagged his 3rd sack of the season, bringing his career total to 21.5 through 37 games played.

- LB Anthony Barr recorded his 1st sack of the season.

- RB Latavius Murray set a season-high with 32 yards on the ground in the 1st half, Murray doubled that number on his 1st carry of the 2nd half, a 35-yarder that is his new season-long

2017 SEASON AT A GLANCE - GAME 8

VIKINGS 33, BROWNS 16

At Twickenham Stadium, London, England

Attendance – 74,237

VISITOR:	Minnesota Vikings	3	9	11	10	0	33
HOME:	Cleveland Browns	6	7	3	0	0	16

Scoring Plays

Team	Qtr	Time	Play Description (Extra Point) (Drive Info)	Visitor	Home
Browns	1	11:20	I.Crowell 26 yd. run (kick failed, hru) (2-37, 0:29)	0	6
Vikings	1	5:27	K.Forbath 35 yd. Field Goal (7-18, 3:26)	3	6
Vikings	2	2:48	A.Thielen 18 yd. pass from C.Keenum (kick blocked) (7-60, 3:12)	9	6
Browns	2	0:40	D.Kizer 1 yd. run (Z.Gonzalez kick) (8-82, 2:08)	9	13
Vikings	2	0:00	K.Forbath 34 yd. Field Goal (6-62, 0:40)	12	13
Vikings	3	13:32	K.Forbath 43 yd. Field Goal (4-5, 1:19)	15	13
Browns	3	5:34	Z.Gonzalez 23 yd. Field Goal (12-55, 4:57)	15	16
Vikings	3	1:16	J.McKinnon 1 yd. run (J.McKinnon run) (8-75, 4:18)	23	16
Vikings	4	10:06	K.Rudolph 4 yd. pass from C.Keenum (K.Forbath kick) (9-84, 4:47)	30	16
Vikings	4	1:09	K.Forbath 51 yd. Field Goal (4--1, 1:42)	33	16

Paid Attendance: 74,237

Time: 3:08

	VIKINGS	BROWNS
First Downs	26	16
Rushes/Yards	34/88	22/115
Passing Yards	288	179
Punt Return/Yards	2/15	2/11
KO Return/Yards	1/24	3/105
Passes (A-C-I)	43-27-1	34-18-0
Times Sacked/Yards	1-1	3-18
Punts	6	6
Fumbles/Lost	1-0	2-2
Penalties/Yards	5-58	5-74
Possession Time	37:52	22:08

PASSING

VIKINGS – C. Keenum 43-27-288, 62.8%, 2 TD, 1 INT - 88.1

BROWNS – D. Kizer 34-18-179, 52.9%, 0 TD, 0 INT - 68.1

RUSHING

VIKINGS – J. McKinnon 14-50-1 TD, L. Murray 19-39-0, S. Diggs 1--1-0

BROWNS – I. Crowell 11-64-1, D. Johnson 6-33-0, D. Kizer 5-18-0

RECEIVING

VIKINGS – J. McKinnon 6-72-0 TD, K. Rudolph 6-27-0 TD, A. Thielen 5-98-0 TD, S. Diggs 4-27-0 TD, D. Morgan 3-28-0 TD, L. Treadwell 1-21-0 TD, L. Murray 1-8-0 TD, M. Floyd 1-7-0 TD

BROWNS – I. Crowell 4-54-0 TD, D. Johnson 4-10-0 TD, R. Louis 2-42-0 TD, D. Njoku 2-19-0 TD, S. Coates 2-13-0 TD, M. Dayes 1-15-0 TD, R. Higgins 1-14-0 TD, B. Treggs 1-12-0 TD, S. DeValve 1-0-0 TD

SACKS

VIKINGS – E. Griffen 1.0, T. Johnson 1.0, L. Joseph 1.0

BROWNS – C. Nassib 1.0

TACKLES

VIKINGS – E. Kendricks 8-5-13, H. Smith 7-3-10, A. Barr 4-3-7, A. Harris 4-2-6, M. Alexander 2-1-3, D. Hunter 2-1-3, L. Joseph 2-1-3, X. Rhodes 2-1-3, T. Johnson 2-0-2, B. Gedeon 2-0-2, T. Waynes 2-0-2, E. Griffen 1-1-2, S. Stephen 1-0-1, E. Lamur 0-1-1

BROWNS –

INTERCEPTIONS

VIKINGS – NONE

BROWNS – J. Schobert 1-8

GAME NOTES

- Minnesota forced and recovered 2 fumbles in a game for the 1st time this season.
- The Vikings converted a successful 2-point conversion for the 1st time this season with a 2-yard rush by Jerick McKinnon.
- Minnesota scored 30 points for the 2nd time this season.
- The Vikings 9-play 84 yard drive that resulted in a Kyle Rudolph TD catch was the team's 8th touchdown drive of at least 80 yards.
- The Minnesota defense has registered multiple sacks in 6 of 8 games this season.
- CB Marcus Sherels appeared in his 100th NFL game.
- G Danny Isidora made his 1st career NFL start.
- K Kai Forbath improved to 15/15 on FGs in his last 4 games after going 4/4 on the day.
- Thielen notched his 1st TD of the season, an 18-yard reception, and finished the day with 5 catches for 98 yards to earn 'Man of the Match' honors, giving him at least 5 receptions in all 8 games this year, the only player in the NFL to do so.
- DE Danielle Hunter tallied his 3rd career forced fumble, which Anthony Harris recovered for his 2nd career fumble recovery.
- Jerick McKinnon reached the endzone for the 3rd time in 4 games with a 1-yard rushing TD, his 3rd rushing TD of the year and 4th overall and also added a successful 2-pt conversion rush.
- McKinnon tied his season-high with 6 receptions and set a new season-high with 72 receiving yards, he added 50 yards on 14 carries for 122 yards from scrimmage, his 2nd time this season going over 100.
- TE Kyle Rudolph hauled in his 3rd TD catch of the year and 32nd of his career, extending his team record for career TDs by a TE.
- Linnal Joseph tallied his 2nd sack of the season while Tom Johnson added his 2nd of the season.
- Everson Griffen notched his 10th sack of the season, giving him a sack in 8 consecutive games, tying Jim Marshall and Jared Allen for the longest streak by a Viking and the longest streak by a Viking to start a season in franchise history.

2017 SEASON AT A GLANCE - GAME 9

VIKINGS 38, REDSKINS 30

At Fedex Field, November 12, 2017

Attendance – 74,476

	1	2	3	4	OT	Total
VISITOR: Minnesota Vikings	7	21	7	3	0	38
HOME: Washington Redskins	10	7	3	10	0	30

Scoring Plays

Team	Qtr	Time	Play Description (Extra Point) (Drive Info)	Visitor	Home
Redskins	1	10:57	M.Harris 36 yd. pass from K.Cousins (N.Rose kick) (7-75, 4:03)	0	7
Vikings	1	8:18	L.Murray 1 yd. run (K.Forbath kick) (5-75, 2:39)	7	7
Redskins	1	0:08	N.Rose 28 yd. Field Goal (10-52, 4:33)	7	10
Vikings	2	11:45	S.Diggs 3 yd. pass from C.Keenum (K.Forbath kick) (9-75, 3:23)	14	10
Redskins	2	4:37	K.Cousins 1 yd. run (N.Rose kick) (13-60, 7:08)	14	17
Vikings	2	1:49	A.Thielen 7 yd. pass from C.Keenum (K.Forbath kick) (6-71, 2:48)	21	17
Vikings	2	0:22	D.Morgan 1 yd. pass from C.Keenum (K.Forbath kick) (3-23, 1:16)	28	17
Vikings	3	12:22	J.Wright 7 yd. pass from C.Keenum (K.Forbath kick) (6-72, 2:38)	35	17
Redskins	3	8:24	N.Rose 21 yd. Field Goal (11-69, 3:58)	35	20
Redskins	4	14:47	K.Cousins 2 yd. run (N.Rose kick) (2-2, 0:06)	35	27
Vikings	4	7:45	K.Forbath 53 yd. Field Goal (13-40, 7:02)	38	27
Redskins	4	1:14	N.Rose 55 yd. Field Goal (13-41, 2:29)	38	30
Paid Attendance: 74,476				Time: 3:10	

	VIKINGS	REDSKINS
First Downs	21	24
Rushes/Yards	31/102	27/81
Passing Yards	304	327
Punt Return/Yards	1/9	0/0
KO Return/Yards	2/57	4/104
Passes (A-C-I)	29-21-2	45-26-1
Times Sacked/Yards	0-0	1-14
Punts	2	1
Fumbles/Lost	0-0	0-0
Penalties/Yards	3-40	2-15
Possession Time	28:54	31:06

PASSING

VIKINGS – C. Keenum 21-29-304, 72.4% , 4 TD, 2 INT - 117.0

REDSKINS – K. Cousins 26-45-327, 57.8%, 1 TD, 1 INT - 78.7

RUSHING

VIKINGS – L.Murray 17-68-1 TD, J. McKinnon 10-32, C.J. Ham 1-3, C. Keenum 3--1

REDSKINS – S. Perine 9-35, C. Thompson 9-26, R. Kelley 4-10, K. Cousins 4-5-2 TD, J. Crowder 1-5

RECEIVING

VIKINGS – A. Thielen 8-166-1 TD, K. Rudolph 5-37, S. Diggs 4-78-1 TD, J. McKinnon 2-15, J. Wright 1-7-1 TD, D. Morgan 1-1-1 TD

REDSKINS – V. Davis 7-76, J. Crowder 4-76, J. Doctson 4-30, C. Thompson 3-41, R. Grant 3-25, M. Harris 2-50-1 TD, R. Kelley 2-4 S. Perine 1-25

SACKS

VIKINGS – D. Hunter 1.0

REDSKINS– NONE

TACKLES

VIKINGS –H. Smith 10-2-12, E. Kendricks 7-3-10, A. Sendejo 7-3-10, L. Joseph 3-3-6, B. Robison 4-1-5, D. Hunter 4-0-4, T. Johnson 2-2-4, A. Barr 3-0-3, S. Weatherly 3-0-3, T. Waynes 2-1-3, T. Brock 2-0-2, X. Rhodes 2-0-2, T. Newman 1-1-2, M. Alexander 1-0-1, B. Gedeon 1-0-1

REDSKINS – Z. Brown 5-5-10, J. Norman 7-2-9, S. McGee 4-4-8, M. Spaight 2-5-7, D. Swearingner 3-2-5, K. Fuller 2-1-3, D. Hall 2-1-3 D. Everett 2-1-3, B. Breeland 1-2-3, J. Galette 1-2-3, P. Smith 1-1-2, E. Hood 1-1-2, R. Kerrigan 1-0-1, W. Compton 1-0-1, B. Banks 1-0-1 R. Anderson 0-1-1

INTERCEPTIONS

VIKINGS – M. Alexander 1-10

REDSKINS– D.J. Swearingner 2-32

GAME NOTES

- 5 different Vikings reached the end zone today, marking the 2nd most in a game in team history.
- After holding the Redskins to 81 rushing yards, the Vikings defense has limited opponents to under 100 yards rushing in 6 game this season.
- The Vikings 38 total points are their most points scored in a game this season.
- The Vikings are the only team in the NFL that has not allowed a 100-yard rusher or receiver this season.
- G Joe Berger appeared in his 100th game as a Viking.
- S Harrison Smith made the 75th start of his NFL career.
- QB Teddy Bridgewater was active for the 1st time since 1/10/16.
- Keenum's 4 TD performance marks the 1st time since 2009 that a Viking QB has thrown for 4 TDs on the road (Favre vs. GB, 11/1/09).
- Thielen has 90+ receiving yards in 5 games this season and reached the 100-yard mark for the 2nd time this season.
- K Kai Forbath nailed a 53-yard FG, marking 4 consecutive games with a 50+ FG, tying the team record.
- Thielen surpassed the 150-yard mark for the 2nd time this season (Week 1, 157). He joins T.Y. Hilton and Antonio Brown as the only WR in the NFL with multiple performances of 150+.
- DE Danielle Hunter recorded his 4th sack of the season.
- WR Jarius Wright caught his 2nd TD pass of the season.
- TE David Morgan caught the 1st TD pass of his career on his 5th career reception and 4th in the past two games.
- Half of Forbath's 10 career 50+ FGs have occurred in the last month.
- CB Mackensie Alexander snatched his 1st career interception, marking his first INT since his high school days at Immokalee HS.
- WR Stefon Diggs hauled in his 2nd 50+ yd reception of the season 11/1/09).

2017 SEASON AT A GLANCE - GAME 10

VIKINGS 24, RAMS 7

At U.S. Bank Stadium, November 19, 2017

Attendance – 66,809

		1	2	3	4	OT	Total
VISITOR:	Los Angeles Rams	7	0	0	0	0	7
HOME:	Minnesota Vikings	0	7	0	17	0	24

Scoring Plays

Team	Qtr	Time	Play Description (Extra Point) (Drive Info)	Visitor	Home
Rams	1	10:42	T.Gurley 6 yd. run (G.Zuerlein kick) (9-75, 4:18)	7	0
Vikings	2	13:31	L.Murray 8 yd. run (K.Forbath kick) (7-30, 3:09)	7	7
Vikings	4	14:15	L.Murray 2 yd. run (K.Forbath kick) (11-71, 6:01)	7	14
Vikings	4	10:14	A.Thielen 65 yd. pass from C.Keenum (K.Forbath kick) (5-93, 2:23)	7	21
Vikings	4	2:23	K.Forbath 39 yd. Field Goal (12-64, 5:55)	7	24

Paid Attendance: 66,809

Time: 3:06

GAME NOTES

- The Vikings defense kept the Rams to 254 yards of offense, their 2nd lowest total of the season (Week 6 vs. Jacksonville).
- Los Angeles' 45 rushing yards and 22:38 time of possession mark their lowest totals in each category this season.
- The Vikings offensive line did not allow a sack for the 5th time this season, tying a franchise record.
- The Vikings remain the only team in the NFL to not allow a 100-yard rusher or receiver.
- Minnesota's rushing attack gained 171 yards on 35 carries (4.9 avg.).
- The 65-yard TD marks the 2nd-longest pass of Case Keenum's career and his longest TD pass.
- Thielen finished the day with 6 receptions, extending his league-high streak of games with at least 5 catches to 10, for 123 yards, his 6th career 100-yd game and 3rd of 2017.
- Murray added a 2nd TD in the 2nd half, giving him his 5th career multi-TD game, 4th TD of the season and 4th in the last 4 games.
- CB Terence Newman tallied his 1st TFL of the season, marking 28.5 for his 15-year career.
- Keenum was not sacked in the game for the 6th time this season (min. 20 attempts), extending his franchise record.
- DE Danielle Hunter snagged his 5th sack of the season, bringing his career total to 23.5 through 40 games played.
- S Anthony Harris tallied his 2nd FR of the season after forcing the 1st fumble of his career.
- DE Everson Griffen recorded his team-leading 13th TFL of the season.
- Rookie DE Tashawn Bower recorded his first career sack in the closing moments.
- Thielen's 916 yards through 10 games is the 3rd most by a Viking behind Randy Moss' 2000 and 2003 seasons.
- TE Kyle Rudolph grabbed a season-long reception of 28 yards and also grabbed 4 1st down receptions out of 5 total receptions on the day.
- Minnesota held Jared Goff to 225 yards passing, tied for his 3rd lowest total of the season.

RAMS VIKINGS

First Downs	15	27
Rushes/Yards	17/45	35/171
Passing Yards	225	280
Punt Return/Yards	2/12	1/9
KO Return/Yards	2/60	0/0
Passes (A-C-I)	37-23-0	38-27-0
Times Sacked/Yards	2-16	0-0
Punts	6	3
Fumbles/Lost	1-1	0-0
Penalties/Yards	8-60	7-65
Possession Time	22:38	37:22

PASSING

VIKINGS – C. Keenum 27-38-280, 71.1%, 1 TD, 0 INT - 100.8

RAMS – J. Goff 23-37-225, 62.2%, 0 TD, 0 INT - 79.2

RUSHING

VIKINGS – L. Murray 15-95-2 TD, J. McKinnon 14-48, C. Keenum 3-20, C. Ham 3-8

RAMS – T. Gurley 15-37-1 TD, J. Goff 2-8

RECEIVING

VIKINGS – A. Thielen 6-123-1 TD, K. Rudolph 5-58, J. McKinnon 5-12, S. Diggs 4-32, M. Floyd 2-16, L. Treadwell 2-10, J. Wright 1-23, D. Morgan 1-5, L. Murray 1-1

RAMS – R. Woods 8-81, C. Kupp 6-64, S. Watkins 3-36, T. Gurley 3-19, M. Thomas 1-12, G. Everett 1-8, T. Higbee 1-5,

SACKS

VIKINGS – T. Bower 1.0, D. Hunter 1.0

RAMS – NONE

TACKLES

VIKINGS – A. Harris 6-1-7, T. Newman 4-0-4, L. Joseph 2-2-4, E. Kendricks 1-3-4, T. Waynes 3-0-3, D. Hunter 1-2-3, M. Alexander 2-0-2, H. Smith 2-0-2, T. Brock 2-0-2, X. Rhodes 2-0-2, E. Lamur 2-0-2, E. Griffen 1-1-2, S. Stephen 1-1-2, T. Johnson 0-2-2, T. Bower 1-0-1, M. Sherels 1-0-1, A. Barr 1-0-1, S. Weatherly 1-0-1

RAMS – A. Ogletree 11-1-12, M. Barron 4-5-9, J. Johnson 8-0-8, T. Johnson 5-1-6, L. Joyner 4-0-4, R. Quinn 3-1-4, K. Webster 2-2-4, E. Westbrooks 2-1-3, B. Countess 2-1-3, M. Brockers 1-2-3, S. Ebukam 2-0-2, D. Hatfield 2-0-2, A. Donald 1-1-2, N. Robey 1-0-1, T. Walker 1-0-1, C. Barwin 0-1-1

INTERCEPTIONS

VIKINGS – NONE

RAMS – NONE

2017 SEASON AT A GLANCE - GAME 11

VIKINGS 30, LIONS 23

At Ford Field, November 23, 2017

Attendance – 66,613

	1	2	3	4	OT	Total
VISITOR: Minnesota Vikings	13	7	7	3	0	30
HOME: Detroit Lions	0	10	6	7	0	23

Scoring Plays

Team	Qtr	Time	Play Description (Extra Point) (Drive Info)	Visitor	Home
Vikings	1	5:29	K.Rudolph 1 yd. pass from C.Keenum (kick blocked) (14-80, 6:59)	6	0
Vikings	1	3:55	C.Keenum 9 yd. run (K.Forbath kick) (3-39, 0:56)	13	0
Lions	2	10:15	M.Prater 32 yd. Field Goal (12-69, 5:33)	13	3
Vikings	2	0:37	K.Rudolph 22 yd. pass from C.Keenum (K.Forbath kick) (5-74, 1:21)	20	3
Lions	2	0:10	M.Jones 6 yd. pass from M.Stafford (M.Prater kick) (3-75, 0:27)	20	10
Vikings	3	12:52	L.Murray 2 yd. run (K.Forbath kick) (4-75, 2:08)	27	10
Vikings	4	3:42	K.Forbath 36 yd. Field Goal (9-45, 2:39)	30	23
Paid Attendance: 66,613				Time: 3:29	

	VIKINGS	LIONS
First Downs	28	17
Rushes/Yards	41/136	15/53
Passing Yards	282	250
Punt Return/Yards	2/14	2/30
KO Return/Yards	2/46	1/35
Passes (A-C-I)	30-21-0	35-20-1
Times Sacked/Yards	2-21	3-14
Punts	4	4
Fumbles/Lost	0-0	2-1
Penalties/Yards	9-74	8-54
Possession Time	34:57	25:03

PASSING

VIKINGS – C. Keenum 21-30-282, 70.0%, 2 TD, 0 INT - 121.8

LIONS – M. Stafford 20-35-250, 57.1%, 2 TD, 1 INT - 86.6

RUSHING

VIKINGS – L. Murray 2-84-1 TD, J.McKinnon 13-23, C. Keenum 7-20, S. Diggs 1-9

LIONS – T. Riddick 5-20, A. Abdullah 6-14, G. Tate 2-13, Z. Zenner 1-6, M. Stafford 1-0

RECEIVING

VIKINGS – A. Thielen 8-89, S. Diggs 5-66, K. Rudolph 4-63, J. Wright 2-25, J. McKinnon 1-31, M. Floyd 1-8

LIONS – M. Jones 6-109-2 TD, E. Ebron 4-34, G. Tate 4-7, A. Abdullah 3-29, K. Gollaway 2-61, T. Riddick 1-10

SACKS

VIKINGS – E. Griffen 2.0, D. Hunter 1.0

LIONS – E. Ansah 1.0, A. Spence 0.5, A. Zettel 0.5

TACKLES

VIKINGS – A. Sendejo 6-3-9, X. Rhodes 5-3-8, A. Barr 6-0-6, H. Smith 4-2-6, L. Joseph 4-1-5, E. Griffen 4-0-4, T. Waynes 4-0-4, E. Kendricks 1-2-3, D. Hunter 1-0-1, T. Johnson 1-0-1, T. Brock 0-1-1

LIONS – T. Whitehead 10-3-13, J. Davis 6-1-7, D. Hayden 6-0-6, A. Robinson 5-1-6, P. WorriLOW 5-1-6, N. Lawson 2-2-4, A. Spence 1-3-4, D. Slay 3-0-3, T. Wilson 2-1-3, E. Ansah 2-0-2, M. Killbrew 2-0-2, Q. Diggs 2-0-2, G. Quin 2-0-2, C. Washington 1-0-1, T. Tabor 1-0-1, A. Zettel 0-1-1

INTERCEPTIONS

VIKINGS – X. Rhodes 1-21

LIONS – NONE

GAME NOTES

- Minnesota is now 6-2 on Thanksgiving.
- The Vikings did not allow any 1st quarter points for the 3rd time this season.
- The Vikings scored 30 or more points for the 4th time this season, they recorded 3 last season.
- Minnesota gained over 400 yards of offense for the 3rd consecutive week.
- Minnesota's 9-2 start to the season is the teams best since 2009.
- The Vikings have now held their opponents under 100 yards rushing in 8 games this season.
- The Vikings have won 7 straight games in a single season for the 1st time since 2000.
- DE Danielle Hunter recorded the 2nd FR of his career.
- DE Everson Griffen tallied his 11th and 12th sack of the season, he now has a sack in 9 of his 10 games played and 3 games with 2.0+ sacks.
- QB Case Keenum ran in his 1st rushing TD of the season and 3rd of his career, giving him 7 TDs in the past 9 quarters.
- QB Case Keenum tallied 121 consecutive pass attempts without being sacked, breaking Daunte Culpepper's franchise record.
- Keenum's performance marks his 6th game this season without an INT.
- RB Latavius Murray recorded a season-long 46-yard run that also marks the Vikings 2nd longest run on Thanksgiving.
- PR Marcus Sherels surpassed 2,000 career punt return yards.
- WR Adam Thielen finished the day with 8 catches for 89 yards, giving Thielen at least 5 receptions in every game this season, tied for tops in the NFL.
- Thielen's 1,005 yards on the season mark the 27th most by a Viking in a single-season.
- Thielen joins Randy Moss as the only Vikings to record 70 catches and 1,000 yards in the teams 1st 11 games.
- CB Xavier Rhodes snagged his 2nd INT of the season and 9th of his career.
- It marks Keenum's 5th game with a passer rating over 100 and his 3rd in a row.

2017 SEASON AT A GLANCE - GAME 12

VIKINGS 14, FALCONS 9

At Mercedes-Benz Stadium, December 3, 2017

Attendance – 71,185

		1	2	3	4	OT	Total
VISITOR:	Minnesota Vikings	0	7	0	7	0	14
HOME:	Atlanta Falcons	3	3	3	0	0	9

Scoring Plays

Team	Qtr	Time	Play Description (Extra Point) (Drive Info)	Visitor	Home
Falcons	1	5:24	M.Bryant 38 yd. Field Goal (15-58, 7:24)	0	3
Vikings	2	10:01	J.McKinnon 2 yd. pass from C.Keenum (K.Forbath kick) (9-53, 5:04)	7	3
Falcons	2	5:47	M.Bryant 36 yd. Field Goal (8-65, 4:14)	7	6
Falcons	3	11:57	M.Bryant 47 yd. Field Goal (7-46, 3:03)	7	9
Vikings	4	14:56	K.Rudolph 6 yd. pass from C.Keenum (K.Forbath kick) (15-89, 8:15)	14	9

Paid Attendance: 71,185

Time: 2:44

	VIKINGS	FALCONS
First Downs	22	15
Rushes/Yards	31/105	22/102
Passing Yards	227	173
Punt Return/Yards	1/10	2/8
KO Return/Yards	2/51	2/45
Passes (A-C-I)	30-25-0	29-16-0
Times Sacked/Yards	2-20	0-0
Punts	5	4
Fumbles/Lost	0-0	0-0
Penalties/Yards	6-51	7-55
Possession Time	34:02	25:58

PASSING

VIKINGS – C. Keenum 30-25-227, 83.3%, 2 TD, 0 INT - 120.4

FALCONS – M. Ryan 29-16-173, 55.1%, 0 TD, 0 INT - 72.9

RUSHING

VIKINGS – L. Murray 16-76, J. McKinnon 9-24, S. Diggs 1-5, C. Ham 1-1

C. Keenum 4-(-1)

FALCONS – D. Freeman 12-74, T. Coleman 8-22, T. Gabriel 1-5, M. Ryan 1-1

RECEIVING

VIKINGS – J. McKinnon 5-28-1 TD, A. Thielen 4-51, K. Rudolph 4-36, L. Murray 3-21, J. Wright 3-18, S. Diggs 2-32, M. Floyd 2-20, C. Ham 1-12, L. Treadwell 1-9

FALCONS – M. Sanu 3-43, T. Coleman 3-27, A. Hooper 3-21, L. Toilolo 2-25, Ju. Jones 2-24, M. Hall 1-20, D. Freeman 1-7, T. Gabriel 1-6

SACKS

VIKINGS – NONE

FALCONS – G. Jarrett 1.0, T. McKinley 1.0

TACKLES

VIKINGS – E. Kendricks 11-0-11, X. Rhodes 6-1-7, Andrew Sendejo 2-5-7, H. Smith 5-1-6, A. Barr 4-1-5, T. Waynes 2-2-4, L. Joseph 1-2-3, S. Stephen 2-0-2, D. Hunter 1-1-2, T. Johnson 1-1-2, B. Gedeon 1-0-1, E. Griffen 1-0-1, E. Lamur 1-0-1, B. Robison 1-0-1

FALCONS – R. Allen 8-2-10, K. Neal 5-4-9, D. Jones 6-2-8, D. Campbell 2-5-7, V. Beasley 5-0-5, D. Poe 4-1-5, G. Jarett 3-2-5, R. Alford 2-0-2, R. McKinley 1-1-2, D. Wreh-Wilson 1-1-2, L. Reynolds 1-1-2, D. Kazee 1-1-2, A. Rubin 0-2-2, A. Clayborn 1-0-1, B. Reed 0-1-1, D. Shelby 0-1-1

INTERCEPTIONS

VIKINGS – NONE

FALCONS – NONE

GAME NOTES

- Minnesota has won 5 consecutive road games in a single-season for the 1st time since 1974.

- The Vikings defense held the Falcons offense to 275 yards, their lowest total of the season.

- The Vikings have now won 8 consecutive games in a single-season for the 1st time since 1998.

- Minnesota held the Falcons offense to 1-of-10 on 3rd downs, the 10% conversion rate is the lowest the Vikings have allowed this season.

- The Vikings are 10-2 for the 1st time since 2009.

- RB Jerick McKinnon snagged his 2nd receiving TD and 5th TD overall, in a return to his home state of Georgia.

- RB Latavius Murray recorded his 4th rush of 30+ yards this season.

- TE Kyle Rudolph caught his 3rd TD in his past 2 games, giving him 6 on the season, it marks the 2nd time in his career he has recorded 3 TDs in 2 games (9/16/12-9/23/12).

- QB Case Keenum completed 15 consecutive passes to finish the game and was a perfect 13-of-13 in the 2nd half.

- WR Adam Thielen has recorded 50+ receiving yards in 9 games this season, including 5 straight.

- Keenum's 83.3 completion percentage (25-of-30) is a season-high and the 2nd best of his career (10/16/16 at Detroit, 84.4%).

- Case Keenum becomes only the 6th Vikings QB to have 15+ TD's in first season.

- Matt Ryan finished the day with 173 passing yards, his lowest single-game total since Week 10 of 2013.

- Rudolph recorded at least 4 receptions for the 8th consecutive game, a career-high.

- C.J. Ham tied his career-long with a 12-yard reception.

- Keenum joins former Vikings QBs Brett Favre (2009) and Daunte Culpepper (2000 & 2004) as the only QBs in franchise history to record 4 straight games with a passer rating of 100+.



UPDATED PLAYER BIOS

- Includes Updated Career Statistics
- Updated Coach and Player Bios Not Included in Media Guide



#12 RODNEY ADAMS

POSITION: WIDE RECEIVER
HEIGHT/WEIGHT: 6-1/189
DOB: 9-15-94
HOMETOWN: ST. PETERSBURG, FL

COLLEGE: SOUTH FLORIDA
ACQUIRED: D5a (#170) '16
NFL SEASON: R
VIKINGS SEASON: R

2017 GP/GS

PS

Career GP/GS

0/0

Playoffs GP/GS

0/0

- Ranks 2nd all-time in USF history in career receiving TDs (16), receiving yards (1,967) and receptions (135).

- 1st of 2 WRs drafted by the Vikings (Stacy Coley) in 2017.

OFF THE FIELD

Son of Rodney Adams, Sr., and the late Michelle Conway Scott and is the legal guardian of his younger brother, Antonio Blount...Lost his mother in a fatal car accident in November of 2013. The NCAA granted Adams a hardship waiver that allowed him to transfer from Toledo and play immediately at USF without sitting out a season...Led an online fundraising effort to solicit donations for each inch he left on his official vertical jump at the NFL Combine. The proceeds, over \$3,000, went to Experience Camps, a program designed to provide a 1-week getaway for youngsters who recently lost a parent, sibling or primary caregiver...Trained in Orlando with future Vikings teammate and fellow WR Adam Thielen leading up to the draft...Majored in public health at South Florida.

2017

Signed to the Vikings practice squad on 11/17/... Released by the Vikings on 10/30/17...Inactive vs. Cleveland (10/29)...Active for the 1st time in his NFL career vs. Baltimore (10/22) but did not play...Inactive Weeks 1-6.

PRO

Selected in the 5th round (#170) in the 2017 NFL Draft... The 1st USF Bull selected by the Vikings since 5 Mistral Raymond, who was picked in the exact same slot (#170) in the 2011 NFL Draft...Was the 2nd of 3 Bulls to be selected in the 2017 NFL Draft and became just the 3rd WR in school history to be picked.

COLLEGE

Appeared in 43 games with 29 starts, including all 26 games his final 2 seasons as a Bull...Left USF ranking 2nd in school history in career receptions (135), receiving yards (1,967) and receiving TDs (16)...Twice set the single-season school record for receiving yards, recording 822 in back-to-back seasons (2015-16)...Totaled 46 career kick returns for 1,140 yards (24.8 avg) and 1 TD...Earned American Athletic Conference 2nd-Team honors have scoring 10 total TDs - 5 receiving and 5 rushing - as a senior...Set a new school record for receptions in a season with 67 in 2016...Helped the Bulls offense break school records in TDs (77), rushing TDs (47), rushing yards (3,714) and total offense (6,650)...Led the AAC and was 6th in the nation with a career-best 29.1 kick return average in 2015...Set his career high in receiving yards vs. Temple (11/14/15) with 147 yards, while scoring on plays of 44, 29, and 44 yards, tying a school record for the most receiving TDs in a single game...Had his lone career kick return TD at Navy (10/31/15)...Appeared in 10 games with 3 starts as a sophomore in his 1st season at USF...Played in 7 games as a true freshman in 2013 at Toledo before being granted a hardship by the NCAA to transfer to play immediately at USF.

PREP

Attended Lakewood HS and was 1st-team all-county and 2nd-team all-state in both his junior and senior seasons...A consensus 4-star recruit who chose Toledo over offers from Florida, West Virginia, Florida State, Miami, Oklahoma and USF.

SPECIAL DELIVERY

The Vikings have notched 7 KO Return TDs, 5 PR TDs and 2 TDs on blocked punt returns during the 6+ seasons (2011-16) Mike Priefer has led the Vikings special teams units. The Vikings return and coverage units rank among the NFL leaders in recent seasons. Marcus Sherels extended his own team record with his 5th career PR TD vs. Houston (10/9/16), double the number of the next 2 Vikings punt returners.

2011-17 NFL SPECIAL TEAMS TDS

Team	Special Teams TDs
1) Minnesota	14 - (5 PR, 7 KR, 2 BPR)
2) Philadelphia	13 - (5 PR, 4 KR, 4 BPR)
2) Baltimore	13 - (5 PR, 5 KR, 2 BPR, 1 BFG)

2013-17 NFL PUNT RETURN AVERAGE

Team	PR Avg
1) Philadelphia	11.2
3) Kansas City	11.1
2) Baltimore	11.0
4) Minnesota	11.0





#20

MACKENSIE ALEXANDER

POSITION: CORNERBACK
HEIGHT/WEIGHT: 5-10/192
DOB: 11-12-93
HOMETOWN: IMMOKALEE, FL

COLLEGE: CLEMSON
ACQUIRED: D2 (#54) '16
NFL SEASON: 2
VIKINGS SEASON: 2

2017 GP/GS

11/0

Career GP/GS

24/0

Playoffs GP/GS

0/0

• Declared for the NFL Draft following his redshirt sophomore season after leading Clemson to a National Championship Game berth against Alabama his final season at Clemson.

• Proud of his Haitian heritage, his parents moved to Florida in 1980 and earned their living in the fruit and citrus fields.

OFF THE FIELD

Honored by Collier County, Florida, when June 28, 2016, was recognized as Mackensie Alexander Day to honor his success and charitable works...Spoke to the Vikings 2017 rookie class during the team's Rookie Success Program in the offseason...Twin brother, Mackenro, played at Auburn and Northeast Mississippi Community College before transferring to Iowa State, where he currently plays...Born to Haitian immigrants in South Florida who picked tomatoes and oranges to provide for the family...Spoke at a migrant workers conference in Pennsylvania during the 2017 offseason...Friends with Raiders 2016 1st-round selection S Karl Joseph and his family who also share Haitian heritage...Teamed up with Adidas to donate \$10,000 worth of shoes to the Collier County Boys and Girls Clubs in his hometown just days after being drafted...Majored in parks, recreation and tourism...Frequently visits Haiti, including a trip after the team's Thanksgiving game in 2017.

PRO Totaled a career-high 3 tackles (all solo) at Washington (11/13/16)...Posted his 1st career PD vs. Houston (10/9/16)...Notched his 1st career tackle at Carolina (9/25/16)...Made his NFL debut at Tennessee (9/11/16)...Selected with the 54th overall pick in the 2016 NFL Draft...Teammates at Clemson in the defensive backfield with Vikings 7th-rounder Jayron Kearse...Was the 2nd of 9 Clemson Tigers to be picked in the 2016 draft, and 7 of the 9 Clemson selections were on the defensive side of the ball, including 3 DBs.

2017 Registered a PD at Atlanta (12/3)...Recorded the 2nd QBH of his career in as many weeks and a PD at Detroit (11/23)...Tallied his 1st career TFL vs. Los Angeles (11/19) along with 2 solo tackles and a pass defended...Snagged his 1st career INT, and first since his HS days, at Washington (11/12) on his 24th birthday, also adding a solo tackle and 2 PD...Totalled 3 tackles (2 solo) vs. Cleveland (10/29) at Twickenham stadium

in London, England as a part of the NFL's International series...Inactive vs. Baltimore (10/22) due to a hip injury...Posted 3 total tackles (2 solo) and a pass defended vs. Green Bay (10/15)...Tallied a solo tackle at Chicago (10/9)...Contributed 2 tackles (1 solo) and a pass defended vs. Detroit (10/1)...Totalled 3 tackles (1 solo) and a pass defended vs. Tampa Bay (9/24)...Posted 1 solo tackle at Pittsburgh (9/17)...Played on both defense and special teams vs. New Orleans (9/11), credited with 1 pass defended.

2016 Finished his rookie campaign with 6 tackles (5 solo), 1 PD and 1 special teams stop after being placed on injured reserve on 12/23 with an abdominal injury...Backed up veteran nickel back Captain Munnyerlyn...Inactive (groin) vs. Dallas (12/1)...Set a career high with 3 tackles (all solo) while seeing extended action in the absence of Munnyerlyn at Washington (11/13)...Tallied 1 solo tackle and his 1st career PD vs. Houston (10/9)...Posted his 1st career tackle at Carolina (9/25)...Notched 1 special teams tackle in his NFL debut at Tennessee (9/11).

COLLEGE Declared for the NFL Draft following his redshirt sophomore season...Allowed only 2 TDs in his collegiate career and none in his final 23 games...Key cog on the back end of 2 nationally ranked defenses in 2014 and '15...Named a semifinalist for the Jim Thorpe Award as well as selected 2nd-team All-American by the AP in his final season at Clemson...Recorded 4 tackles in the National Championship game against Alabama (1/11/16) before leaving the game with a hamstring injury...Had 30 tackles and 6 PBUs in his redshirt sophomore season in 2015...Was selected 1st-team freshman All-American by FWAA and Honorable Mention All-ACC by both the media and coaches in 2014...Had 22 tackles, 2 TFL, 6 PBUs and 1 FR in 13 games as a redshirt freshman...Redshirted in 2013 after suffering an injury in the preseason.

PREP Was rated the #4 overall player in the nation and #2 player in Florida by ESPN...Played in the U.S. Army All-American game...1st-team all-state selection as a senior...Helped his Immokalee HS team to an 11-4 record and a berth in 5A title game in 2012...Totalled 139 tackles and 10 INTs in his HS career...Also ran track and wrestled...Rated in the top-15 wrestlers in Florida in his weight class.

ALEXANDER'S NFL TOTALS

Year	GP/GS	Tackles			Sacks	INTs	PBU	TFL	QBH	FF/FR	Special Teams
		Solo	Asst.	Total							
2016 (Min)	13/0	5	1	6	0.0	0	1	0	0	0/0	1
2017 (Min)	11/0	11	5	16	0.0	1	9	1	2	0/0	1
Totals	24/0	16	6	22	0.0	1	10	1	2	0/0	2

SINGLE-GAME CAREER HIGHS

Total Tackles.....3..... 4x, last at Cleveland (UK), 10/29/17
 Solo Tackle.....3..... at Washington, 11/13/16
 Pass Defended.....1..... 10x, last at Atlanta, 12/23/17
 Special Teams Tackle.....1..... at Tennessee, 9/11/16
 Interception.....1..... at Washington, 11/12/17
 Tackle For Loss.....1..... vs. Los Angeles, 11/19/17
 QB Hurry.....1..... 2x, last at Detroit, 11/23/17

ALEXANDER'S INTERCEPTION

GAME	QB	INT (Yds)
at Washington, 11/12/17	Kirk Cousins	1 (10)
Total		1 (10)

ALEXANDER'S CAREER GAME-BY-GAME (*starts)

2016.....	U	A	T	TFL	SK	QH	FF	FR	INT	PD
at TN - 9/11.....	0	0	0	0	0.0	0	0	0	0	0
vs. GB - 9/18.....	0	0	0	0	0.0	0	0	0	0	0
at CAR - 9/25.....	0	1	1	0	0.0	0	0	0	0	0
vs. NYG - 10/3.....	0	0	0	0	0.0	0	0	0	0	0
vs. HOU - 10/9.....	1	0	1	0	0.0	0	0	0	0	1
at PHI - 10/23.....	0	0	0	0	0.0	0	0	0	0	0
at CHI - 10/31.....	0	0	0	0	0.0	0	0	0	0	0
vs. DET - 11/6.....	1	0	1	0	0.0	0	0	0	0	0
at WAS - 11/13.....	3	0	3	0	0.0	0	0	0	0	0
vs. ARI - 11/20.....	0	0	0	0	0.0	0	0	0	0	0
at DET - 11/24.....	0	0	0	0	0.0	0	0	0	0	0
vs. DAL - 12/1.....	INACTIVE									
at JAX - 12/11.....	0	0	0	0	0.0	0	0	0	0	0
vs. IND - 12/18.....	0	0	0	0	0.0	0	0	0	0	0
at GB - 12/24.....	INACTIVE									
vs. CHI - 1/1/17.....	INJURED RESERVE									
2016...GP/GS: 13/0....	5	1	6	0	0.0	0	0	0	0	1


2017.....	U	A	T	TFL	SK	QH	FF	FR	INT	PD
vs. NO - 9/11.....	0	0	0	0	0.0	0	0	0	0	1
at PIT - 9/17.....	1	0	1	0	0.0	0	0	0	0	0
vs. TB - 9/24.....	1	2	3	0	0.0	0	0	0	0	1
vs. DET - 10/1.....	1	1	2	0	0.0	0	0	0	0	1
at CHI - 10/9.....	1	0	1	0	0.0	0	0	0	0	0
vs. GB - 10/15.....	2	1	3	0	0.0	0	0	0	0	1
vs. BAL - 10/22.....	INACTIVE									
at CLE - 10/29.....	2	1	3	0	0.0	0	0	0	0	0
at WAS - 11/12.....	1	0	1	0	0.0	0	0	0	1	2
vs. LAR - 11/19.....	2	0	2	1	0.0	1	0	0	0	1
at DET - 11/23.....	0	0	0	0	0.0	1	0	0	0	1
at ATL - 12/3.....	0	0	0	0	0.0	0	0	0	0	1
at CAR - 12/10.....										
vs. CIN - 12/17.....										
at GB - 12/23.....										
vs. CHI - 12/31.....										
2017...GP/GS: 11/0....	11	5	16	1	0.0	2	0	0	1	9

U.S. BANK STADIUM SIGNATURE ITEMS

Vikings fans don't have to look far from the field in order to catch instant replays at U.S. Bank Stadium. The stadium boasts two of the best-positioned LED video boards in the NFL. Located in both the east and west end zones, the video boards have been strategically placed as close as possible to eye level to ensure fans can simply shift their eyes from the field to the boards without head movement.

The larger of the two boards – manufactured by Daktronics in Redwood Falls, Minnesota – measures 120x68, or 8,160 square feet. Placed on the west side of the stadium just beyond the five large pivoting glass doors, the board is 13 times larger than the Metrodome video boards.





55

ANTHONY BARR

POSITION: LINEBACKER
 HEIGHT/WEIGHT: 6-5/255
 DOB: 3-18-92
 HOMETOWN: SAN PEDRO, CA

COLLEGE: UCLA
 ACQUIRED: D1a (#9) '14
 NFL SEASON: 4
 VIKINGS SEASON: 4

2017 GP/GS
 12/12

Career GP/GS
 54/54

Playoffs GP/GS
 1/1

- Started all 53 games in which he has appeared and helped lead the NFL's 3rd-ranked defense (314.9 ypg) in 2016.
- The 2nd-highest LB drafted by Vikings, behind Hall of Famer Chris Doleman at #4 in 1985, who later moved to DE. Also the 1st draft pick of the Mike Zimmer regime.

OFF THE FIELD Majored in business...Launched the Anthony Barr Foundation to benefit single mothers by awarding college scholarships and providing financial support to gain their degrees in California and Minnesota...College roommate of Vikings LB Eric Kendricks...Father, Tony Brooks, was a 4th-round draft pick (RB) by the Philadelphia Eagles in 1992 out of Notre Dame...Has 3 uncles who also played in the NFL.

HONORS Selected to the **Pro Bowl** after the 2015 and 2016 seasons...Named **NFC Defensive Player of the Week** for game at Tampa Bay (10/26/14).

PRO Has started all 54 games in which he has appeared... Key cog to a defense that ranked 3rd in yards per game (314.9) in 2016 and 5th in points allowed (18.9) in 2015...2-time **Pro Bowler** earning the honor following the 2015 and 2016 seasons...Snared 1st career INT off future Hall of Famer Peyton Manning at Denver (10/4/15)...Ranks 6th in Vikings history for tackles by a rookie with 99 stops...Started 12 games before going on injured reserve (12/27/15), the 3rd-most starts by a rookie LB in team history...Notched the 1st game-winning FR-TD in OT in club history at Tampa Bay (10/26/14), forcing, recovering and returning the fumble 27 yards for the score on the 1st play from scrimmage of the OT period...Selected with the #9 overall pick in 2014 NFL Draft after Minnesota traded from #8 to #9 with Cleveland...The 2nd-highest drafted LB in Vikings history, behind only Chris Doleman at #4 in 1985.

2017 Contributed 5 tackles (4 solo) at Atlanta (12/3)...Recorded 6 solo tackles and a QBH at Detroit (11/23) on Thanksgiving Day...Tallied a solo tackle vs. Los Angeles (11/19)...Contributed 3 solo tackles, 2 QBH, 1 TFL and a PD at Washington (11/12)...Registered 7 tackles (4 solo) and a pass defended vs. Cleveland (10/29) at Twickenham stadium in London, England as a part of the NFL's International series...Posted 13 tackles (10 solo), 3 TFL, 1.0 sack, 2 QBH and 1 PD vs. Baltimore (10/22)...Tallied 2 tackles (1 solo) 4 QBH and a pass defended vs. Green Bay (10/15)...Recorded 6 total tackles (4 solo), a QBH, TFL and a pass defended at Chicago (10/9)...Tallied 8 tackles (5 solo) a QBH and a pass defended vs. Detroit (10/1)...Compiled 4 solo tackles, 2 QBH and 1 TFL vs. Tampa Bay (9/24)...Contributed 12 tackles (9 solo) and 1 TFL at Pittsburgh (9/17)...Started and totaled 8 tackles (5 solo) and 1 TFL vs. New Orleans (9/11).

2016 Earned his 2nd **Pro Bowl** berth and totaled 91 tackles (61 solo), 4 TFL, 2 sacks, 20 QBHs, 5 PD, 1 FF and 1 FR, starting 16 games for the 1st time in his career, for the NFL's 3rd-ranked defense (314.9)...Tallied 9 tackles (5 solo) vs. Chicago (11/17)...Recorded 6 tackles (5 solo) and 3 QBHs at Green Bay (12/24)...Posted 5 tackles vs. Indianapolis (12/18)...Totaled 6 tackles (4 solo), 1 QBH and 2 PD at Jacksonville (12/11)...Forced a fumble, adding 4 tackles (1 solo), vs. Dallas (12/5)...Notched 5 tackles (4 solo), 1 TFL, 1 sack and 3 QBHs at Detroit (11/24)...Led Minnesota's LBs with 7 tackles (4 solo) vs. Arizona (11/20)...Tied a team high with 7 tackles (6 solo), 1 TFL and 1 PD at Washington, (11/13)...Registered a team-high 10 tackles (7 solo),


1 TFL and 1 QBH vs. Detroit (11/6)...Tallied 4 tackles (3 solo) at Chicago (10/31)...Registered 5 tackles (4 solo), 1 QBH and 1 FR - part of 4 Eagles turnovers - at Philadelphia (10/23)...Notched 3 tackles (2 solo) and 4 QBHs vs. Houston (10/9)...Posted 3 tackles (all solo) and 1 PD vs. NY Giants (10/3)...Totaled a season-best 11 tackles (9 solo), 1 TFL, 1 sack and 2 QBHs at Carolina (9/25)...Tallied 3 tackles (2 solo) and 1 QBH vs. Green Bay (9/18)...Recorded 3 tackles (2 solo), 3 QBHs and 1 PD at Tennessee (9/11).

2015 Started 14 games and helped the Vikings defense rank 5th in scoring (18.9)...Named to **Pro Bowl**...Started the Wild Card playoff game vs. Seattle (1/10/16), recording 4 tackles and a QB hurry...Totaled 80 tackles, 3.5 sacks, 6 TFLs, 12 QB hurries, 3 FFs, 1 INT and 7 PD...Set a new career best with 12 tackles in Week 1 at San Francisco (9/14)...Registered 1st sack of the season on Philip Rivers in Week 3 vs. San Diego (9/27)...Snagged 1st career INT at Denver (10/4) when grabbing a Peyton Manning pass and returning it 32 yards...Had a half-sack at Detroit (10/25)...Sacked Matt Ryan for the 2nd time in his career and totaled 9 tackles, 2 TFLs, 1.0 sack, 2 FFs and 1 PD at Atlanta (11/29)...Chased down Falcons RB Tevin Coleman and recorded his 1st of a career-high 2 FFs early in the contest on a momentum-shifting play...In the NFC North-clinching win at Green Bay (1/3/16), had 5 PDs...2 TFLs, 1.0 sack and had a PD on Aaron Rodgers last-second hail mary attempt.

2014 Named to analyst Gil Brandt's NFL.com All-Rookie team...Started season opener at St. Louis (9/7), the lone rookie starter for the Vikings...Placed on injured reserve on 12/27...Ended season ranked 4th on team with 99 tackles, 2nd among Vikings LBs behind Chad Greenway...Started all 12 games he played, the 3rd-most starts in team history by a rookie LB...Scored game-winning TD at Tampa Bay (10/26) with a 27-yard FR TD on the 1st play from scrimmage of OT, marking the 1st time in team history an OT game was won on a defensive TD and only the 4th time in NFL history an OT game was won on a FR...Totaled 9 tackles, 1.0 sack, 3 QB hurries, 1 FF, 1 FR and 1 PD and was named **NFC Defensive Player of the Week** for game at Tampa Bay...Notched 11 tackles vs. New England (9/14)...

GIVING BACK TO GIVING MOMS

The Anthony Barr Foundation was launched in spring 2016 as a way to provide support to single mothers through childcare assistance and providing scholarship funds for mothers wishing to continue their education. Barr was raised by his single mother, Lori, and took advantage of his platform as an NFL player to help give back. "As a young child, I witnessed my mother work hard to put herself through college after having me when she was only 19 years old," Barr said. "She worked as a classroom assistant in the morning hours, went to school in the afternoon, and waited tables at night. Even so, she still had to take out student loans to pay for college, loans she is still paying off today."



Notched 1st career sack at New Orleans (9/21) and had 10 tackles...Sacked Falcons QB Matt Ryan vs. Atlanta (9/28) late in 4th quarter and recorded 10 tackles that game...Had a pair of FRs at Buffalo (10/19), nearly tying the Vikings record of 3 FRs in a game...Notched sack vs. Washington (11/2)...Inactive for game vs. NY Jets (12/7) and at Detroit (12/14) with knee injury.

COLLEGE Started 37 of his 51 career games for Bruins, 10 as a FB early in his career and 27 at LB...Earned All-America honors as a junior and senior...Capped collegiate career with consensus All-America honors as a senior in 2013 and unanimous All-Pac 12 honors...Earned All-America from Walter Camp, AFCA, USA Today, among others...UCLA defensive MVP and team captain...Was a finalist for Butkus, Lombardi and Bednarik Awards as a senior...Ranked 2nd in country with 4 FRs and 5th in country with 5 FFs...Notched 3 FFs against Nebraska in 2013...Was 2nd-Team All-American by Associated Press as a junior in 2012...Named 1st-Team All-Pac 12 as a junior...Ranked 8th in country with 13.5 sacks...Ranked 2nd on team with 83 tackles...Had 8 tackles and 1.5 sacks against Stanford in Pac-12 Championship Game...Had 9 tackles in Holiday Bowl against Baylor...Began his UCLA career as a FB...Started 7 games as a sophomore blocking back and scored his 1st TDs...Started 4 of his 12 games as a freshman, earning the team Rookie of the Year award.

PREP Was ranked the best athlete in the country as a senior at Loyola High (Los Angeles) by Tom Lemming and Max Preps...Selected to US Army All-America game but could not participate...Rivals had him ranked 5th-best athlete and Scout.com ranked him 10th among LBs...Missed majority of senior season with ankle injury...Earned All-State RB honors with 1,890 yards and 20 TDs as a junior...Standout in track.

BARR'S NFL TOTALS

Year	GP/GS	Tackles							Special		
		Solo	Asst.	Total	Sacks	INTs	PD	TFL	QBH	FF/FR	Teams
2014	12/12	72	27	99	4.0	0	3	4	13	2/3	0
2015	14/14	61	19	80	3.5	1 (32)	7	6	12	3/0	0
Playoffs	1/1	3	1	4	0.0	0	0	0	1	0/0	0
2016	16/16	61	30	91	2.0	0	5	4	20	1/1	0
2017	12/12	56	19	75	1.0	0	6	8	13	0/0	0
Totals	54/54	250	95	345	10.5	1 (32)	21	22	58	6/4	0
Playoffs	1/1	3	1	4	0.0	0	0	0	1	0/0	0

BARR'S SACKS

GAME	QB	SACKS
at New Orleans, 9/21/14	Drew Brees	1.0
vs. Atlanta, 9/28/14	Matt Ryan	1.0
at Tampa Bay, 10/26/14	Mike Glennon	1.0
vs. Washington, 11/2/14	Robert Griffin III	1.0
vs. San Diego, 9/27/15	Philip Rivers	1.0
at Detroit, 10/25/15	Matthew Stafford	0.5
at Atlanta, 11/29/15	Matt Ryan	1.0
at Green Bay, 1/3/16	Aaron Rodgers	1.0
at Carolina, 9/25/16	Cam Newton	1.0
at Detroit, 11/24/16	Matthew Stafford	1.0
vs. Baltimore, 10/22/17	Joe Flacco	1.0
Total		10.5

SINGLE-GAME CAREER HIGHS

Tackles 13 vs. Baltimore, 10/22/17
 Solo Tackles 10 3x, last vs. Baltimore, 10/22/17
 Sack 1.0 10x, last vs. Baltimore, 10/22/17
 QB Hurries 4 2x, last vs. Green Bay, 10/15/17
 Tackles For Loss 3 vs. Baltimore, 10/22/17
 Pass Defensed 1 19x, last vs. Baltimore, 10/22/17
 Forced Fumbles 2 at Atlanta, 11/29/15
 Fumble Recoveries 2 at Buffalo, 10/19/14
 Touchdown 1 at Tampa Bay, 10/26/14 (27 FR)

BARR'S INTERCEPTION

GAME	QB	INT (Yds)
at Denver, 10/4/15	Peyton Manning	1 (32)
Total		1 (32)



The Vikings had 5 defenders in Orlando for the Pro Bowl following the 2016 season: S Harrison Smith, CB Xavier Rhodes, DT Linnal Joseph, DE Everson Griffen and LB Anthony Barr. Barr was a 1st-round draft pick by the Vikings in 2014, while Rhodes was a 1st-rounder in 2013, Smith in 2012 and Griffen was a 4th-rounder in 2010. Joseph was signed as a free agent during the 2014 offseason, becoming the 1st free agent signed in Head Coach Mike Zimmer's tenure.

BARR'S CAREER GAME-BY-GAME (*starts)

2014.....U	A	T	TFL	SK	QH	FF	FR	INT	PD	2016.....U	A	T	TFL	SK	QH	FF	FR	INT	PD
at STL - 9/7 *.....10	1	11	0	0.0	1	0	0	0	0	at TN - 9/11*.....2	1	3	0	0.0	3	0	0	0	1
vs. NE - 9/14 *.....8	3	11	0	0.0	0	0	0	0	0	vs. GB - 9/18*.....2	1	3	0	0.0	2	0	0	0	0
at NO - 9/21 *.....8	2	10	1	1.0	1	0	0	0	1	at CAR - 9/25*.....9	2	11	1	1.0	2	0	0	0	0
vs. ATL - 9/28 *...6	4	10	1	1.0	1	0	0	0	0	vs. NYG - 10/3*.....3	0	3	0	0.0	0	0	0	0	1
at GB - 10/2 *.....4	3	7	0	0.0	0	0	0	0	0	vs. HOU - 10/9*.....2	1	3	0	0.0	4	0	0	0	0
vs. DET - 10/12 *..7	2	9	0	0.0	0	0	0	0	0	at PHI - 10/23*....4	1	5	0	0.0	1	0	1	0	0
at BUF - 10/19 *...8	2	10	0	0.0	2	0	2	0	1	at CHI - 10/31*....3	1	4	0	0.0	0	0	0	0	0
at TB - 10/26 *....6	3	9	0	1.0	3	1	1	0	1	vs. DET - 11/6*.....7	3	10	1	0.0	1	0	0	0	0
vs. WAS - 11/2 *...4	1	5	2	1.0	3	0	0	0	0	at WAS - 11/13*...6	1	7	1	0.0	0	0	0	0	1
at CHI - 11/16 *...4	4	8	0	0.0	2	0	0	0	0	vs. ARI - 11/20*...4	3	7	0	0.0	0	0	0	0	0
vs. GB - 11/23 *...3	1	4	0	0.0	0	1	0	0	0	at DET - 11/24*...4	1	5	1	1.0	3	0	0	0	0
vs. CAR - 11/30 *..4	1	5	0	0.0	0	0	0	0	0	vs. DAL - 12/1*....1	3	4	0	0.0	0	1	0	0	0
vs. NYJ - 12/7.....INACTIVE										at JAX - 12/11*....4	2	6	0	0.0	1	0	0	0	2
at DET - 12/14.....INACTIVE										vs. IND - 12/18*...0	5	5	0	0.0	0	0	0	0	0
at MIA - 12/21.....INACTIVE										at GB - 12/24*....5	1	6	0	0.0	3	0	0	0	0
vs. CHI - 12/28.....INJURED RESERVE										vs. CHI - 1/1/17*...5	4	9	0	0.0	0	0	0	0	0
2014..GP/GS: 12/12...72	27	99	4	4.0	13	2	3	0	3	2016..GP/GS: 16/16...61	30	91	4	2.0	20	1	1	0	5

2015.....U	A	T	TFL	SK	QH	FF	FR	INT	PD	2017.....U	A	T	TFL	SK	QH	FF	FR	INT	PD
at SF - 9/14 *.....10	2	12	1	0.0	0	0	0	0	1	vs. NO - 9/11*.....5	3	8	1	0.0	0	0	0	0	0
vs. DET - 9/20 *...2	3	5	0	0.0	0	0	0	0	0	at PIT - 9/17*.....9	3	12	1	0.0	0	0	0	0	0
vs. SD - 9/27 *....5	1	6	1	1.0	3	1	0	0	0	vs. TB - 9/24*....4	0	4	1	0.0	2	0	0	0	0
at DEN - 10/4 *...5	1	6	0	0.0	0	0	0	1	1	vs. DET - 10/1*....5	3	8	0	0.0	1	0	0	0	1
vs. KC 10/18 *.....1	3	4	0	0.0	0	0	0	0	0	at CHI - 10/9*....4	2	6	1	0.0	1	0	0	0	1
at DET - 10/25 *...2	2	4	0	0.5	2	0	0	0	0	vs. GB - 10/15*...1	1	2	0	0.0	4	0	0	0	1
at CHI - 11/1 *.....4	0	4	0	0.0	3	0	0	0	0	vs. BAL - 10/22*..10	3	13	3	1.0	2	0	0	0	1
vs. STL - 11/8 *...8	0	8	0	0.0	0	0	0	0	1	at CLE - 10/29*...4	3	7	0	0.0	0	0	0	0	1
at OAK - 11/15 *...6	1	7	0	0.0	0	0	0	0	1	at WAS - 11/12*...3	0	3	1	0.0	2	0	0	0	1
vs. GB - 11/22 *...5	1	6	0	0.0	1	0	0	0	0	vs. LAR - 11/19*...1	0	1	1	0.0	0	0	0	0	0
at ATL - 11/29 *...7	2	9	2	1.0	1	2	0	0	1	at DET - 11/23*...6	0	6	0	0.0	1	0	0	0	0
vs. SEA - 12/6 *...0	0	0	0	0.0	0	0	0	0	0	at ATL - 12/3*....4	1	5	0	0.0	0	0	0	0	0
at AZ - 12/10.....INACTIVE										at CAR - 12/10.....									
vs. CHI - 12/20.....INACTIVE										vs. CIN - 12/17.....									
vs. NYG - 12/27 *..3	1	4	0	0.0	0	0	0	0	1	at GB - 12/23.....									
at GB - 1/3/16 *...3	2	5	2	1.0	2	0	0	0	1	vs. CHI - 12/31.....									
2015..GP/GS: 14/14...61	19	80	6	3.5	12	3	0	1	7	2017..GP/GS: 12/12...52	18	70	8	1.0	13	0	0	0	6

2015 PLAYOFFS

vs. SEA - 1/10/16 *..3 1 4 0 0.0 1 0 0 0 0



#81

BLAKE BELL

POSITION: TIGHT END
HEIGHT/WEIGHT: 6-6/252
DOB: 8-7-91
HOMETOWN: WICHITA, KS

COLLEGE: OKLAHOMA
ACQUIRED: W (SF) '17
NFL SEASON: 3
VIKINGS SEASON: 1

2017 GP/GS
12/2

Career GP/GS
39/7 (27/5-SF, 12/2-MIN)

Playoffs GP/GS
0/0

• His father, Mark, drafted by TE/DE in the NFL from 1979-84 for the Seattle Seahawks, Baltimore Colts and Indianapolis Colts. His uncle, Mike, played DE for the Kansas City Chiefs from 1979-91.

• Earned the nickname the "Belldozer" in college after being featured in packages specifically designed to take advantage of his ability to produce in goal-line and short-yardage situations.

OFF THE FIELD Majored in arts and sciences planned program...Was also drafted by MLB's Detroit Tigers in the 43rd round (1,303rd overall) in the 2010 Major League Baseball draft

PRO Made his NFL debut against Minnesota (9/14/15)... Has appeared in 27 games with 5 starts through his first 2

seasons...Hauled in 15 passes for 186 yards as a rookie with San Francisco...Originally drafted by the 49ers in the 4th round (#117) of the 2015 draft.

2017 Contributed on offense and special teams in Weeks 8-13...Started vs. Baltimore (10/22)...Contributed on offense and special teams vs. Green Bay (10/15)and at Chicago (10/9)... Made his first start as a Viking vs. Detroit (10/1) and caught his 1st pass of the season, 12-yards from Case Keenum... Contributed on offense and special teams vs. Tampa Bay (9/24), at Pittsburgh (9/17) and vs. New Orleans (9/11).

2016 Appeared in 13 games prior to his season being cut short with a shoulder injury forcing him to be placed on IR on 12/19... Totaled 4 catches for 85 yards on the year while also contributing 7 special teams tackles.

2015 Appeared in 14 games with 5 starts as a rookie... Made his NFL debut against Minnesota on 9/14/15...Recorded 1st career reception, an 11-yard catch, at Pittsburgh (9/20)...Hauled in 3 catches for 67 yards, including a career-long 48-yard reception vs. Arizona (11/29)...Set a season-high with 4 receptions for 43 yards vs. Cincinnati (12/20).

COLLEGE Played in 43 games (16 starts) for the Sooners. Started his career at QB before moving to TE as a senior. Played in 31 games (8 starts) at QB and completed 150 of 253 attempts. (59.3 pct.) for 1,763 yards., 12 TDs and 6 INTs while adding 627 yards. and 24 TDs on 177 carries. As a TE, played in 12 games (8 starts) and registered 16 receptions for 214 yds. and 4 TDs. Earned Oklahoma's Bob Kalsu Award as a senior, which is given annually to a member of the team who personifies Kalsu's spirit of leadership, serving as a motivator and role model for his teammates. Also earned Second-Team Academic All-Big 12 honors. In 2014, played in 12 games (8 starts) and registered 16 receptions for 214 yards. and 4 TDs. Played in 11 games (8 starts) as a junior and completed 140 of 233 attempts for 1,648 yards., 12 TDs and 5 INTs while adding 75 carries for 255 yds. As a sophomore, named First-Team Academic All-Big 12. Played in 13 games and completed 9-of-16 passes for 107 yards and rushed for 201 yards and 11 TDs on 60 carries. As a freshman, rushed for 171 yards and 13 TDs on 44 carries. His 13 TDs broke the school record for rushing TDs by a freshman QB. He sat out his first year on campus as a redshirt in 2010

PREP Attended Bishop Carroll (Wichita, Kansas) HS...Threw for 2,752 yards and 32 TDs while rushing for 839 yards as a senior...As a junior, threw for 3,240 yards and 27 TDs.

BELL'S NFL TOTALS

Year	GP/GS	No.	RECEIVING			
			Yds.	Avg.	Lg	TD
2015 (SF)	14/5	15	186	12.4	48	0
2016 (SF)	13/0	4	85	21.3	45	0
2017 (Min)	12/2	1	12	12.0	12	0
Totals	39/7	20	283	14.2	48	0

SINGLE-GAME CAREER HIGHS


Receptions..... 4..... vs. Cincinnati, 12/20/15
 Receiving Yards67..... vs. Arizona, 11/29/15
 Long Reception48..... vs. Arizona, 11/29/15

BELL'S GAME-BY-GAME

2015	SAN FRANCISCO	No.	Yards	Avg.	Long	TD
9/14 Minnesota	0	0	0.0	0	0
9/20 @ Pittsburgh	1	11	11.0	11	0
9/27 @ Arizona	0	0	0.0	0	0
10/4 Green Bay	0	0	0.0	0	0
10/11 @ New York Giants	1	6	6.0	6	0
10/18 Baltimore	0	0	0.0	0	0
10/22 Seattle	INACTIVE				
11/1 @ St. Louis	INACTIVE				
11/8 Atlanta	0	0	0.0	0	0
11/22 @ Seattle	0	0	0.0	0	0
11/29 Arizona	3	67	22.3	48	0
12/6 @ Chicago	1	5	5.0	5	0
12/13 @ Cleveland	3	49	11.0	24	0
12/20 Cincinnati	4	43	8.5	27	0
12/27 @ Detroit	0	0	0.0	0	0
1/3/16 St. Louis	1	5	5.0	5	0
2015	GP/GS: 14/5	15	186	12.4	48	0

2016	SAN FRANCISCO	No.	Yards	Avg.	Long	TD
9/12 LA	0	0	0.0	0	0
9/18 @ Carolina	1	6	6.0	6	0
9/25 @ Seattle	0	0	0.0	0	0
10/2 Dallas	0	0	0.0	0	0
10/6 Arizona	1	4	4.0	4	0
10/16 @ Buffalo	INACTIVE				
10/23 Tampa Bay	0	0	0.0	0	0
11/6 New Orleans	0	0	0.0	0	0
11/13 @ Arizona	0	0	0.0	0	0
11/20 New England	0	0	0.0	0	0
11/27 @ Miami	0	0	0.0	0	0
12/4 @ Chicago	0	0	0.0	0	0
12/11 New York Jets	1	30	30.0	30	0
12/18 @ Atlanta	1	45	45.0	45	0
12/24 @ LA Rams	INJURED RESERVE				
1/1/17 Seattle	INJURED RESERVE				
2016	GP/GS: 13/0	4	85	21.3	45	0

2017	MINNESOTA	No.	Yards	Avg.	Long	TD
vs. New Orleans - 9/11	0	0	0.0	0	0
at Pittsburgh - 9/17	0	0	0.0	0	0
vs. Tampa Bay - 9/24	0	0	0.0	0	0
vs. Detroit - 10/1*	1	12	12.0	12	0
at Chicago - 10/9	0	0	0.0	0	0
vs. Green Bay - 10/15	0	0	0.0	0	0
vs. Baltimore - 10/22*	0	0	0.0	0	0
at Cleveland - 10/29	0	0	0.0	0	0
at Washington - 11/12	0	0	0.0	0	0
vs. LA Rams - 11/19	0	0	0.0	0	0
at Detroit - 11/23	0	0	0.0	0	0
at Atlanta - 12/3	0	0	0.0	0	0
at Carolina - 12/10	0	0	0.0	0	0
vs. Cincinnati - 12/17	0	0	0.0	0	0
at Green Bay - 12/23	0	0	0.0	0	0
vs. Chicago - 12/31	0	0	0.0	0	0
2017	GP/GS: 12/2	1	12	12.0	12	0



#61 JOE BERGER

POSITION: CENTER/GUARD
HEIGHT/WEIGHT: 6-5/305
DOB: 5-25-82
HOMETOWN: NEWAYGO, MI

COLLEGE: MICHIGAN TECH
ACQUIRED: FA '11
NFL SEASON: 13
VIKINGS SEASON: 7

2017 GP/GS Career GP/GS Playoffs GP/GS
12/12 141/80 (4/0-DAL; 34/20-MIA; 103/60-MIN) 2/1-MIN

• Vikings senior statesman on offensive line, finished his 12th NFL season, 6th with the Vikings, in 2016, and appeared in his 100th game as a Viking at Washington (11/12).

• Ranks 2nd all-time among centers in franchise history, having played 88 consecutive games from 10/2/2011 to 11/20/2016 (Mick Tingelhoff – 240).

OFF THE FIELD Earned mechanical engineering degree from Michigan Tech...Married to Abigail, the couple has 4 children and are active supporters of adoption and adoption family causes...Couple has 2 adopted and 2 biological children...Active with *Team Keegan*, a childhood cancer foundation that sends get-well packages to young patients across the country...Enjoys building furniture and woodworking projects along with trap shooting in his free time...Restored a 1953 Studebaker truck...Avid outdoorsman, enjoys hunting and fishing.

PRO Has appeared in 98 games, making 55 starts over the past 6 seasons for Vikings...Has started games at RG, LG and C during his Vikings tenure...His 16 regular-season starts and playoff start during the Vikings 2015 run to the NFC North title at center were a career-high...Started his 1st career playoff game in Wild Card matchup vs. Seattle (1/10/16), and both career playoffs games he has played in have been with the Vikings...Helped pave the way for Adrian Peterson to lead the NFL in rushing in 2015 with 1,485 yards...Acquired by Vikings on 9/12/11...Competed in 31 games, making 20 starts, from 2009-11 for Miami under Minnesota's current offensive line coach Tony Sparano, who led the Dolphins from 2008-11...Signed as an unrestricted free agent on 2/27/09 by Miami from Dallas...Spent final part of 2006, 2007 and 2008 seasons with Dallas after being claimed off waivers from Miami on 11/24/06...Played in Dallas when Mike Zimmer was Cowboys defensive coordinator...Saw action in final 3 games as a rookie with Miami in 2005 after spending opening 11 games of season inactive...Joined Miami after being signed off Carolina practice squad on 9/7/05...Waived by Carolina on 9/3/05 and signed to Panthers practice squad the following day before being signed by Miami to 53-man roster...Spent training camp and preseason with Carolina in 2005 after being drafted in 6th round (#183).

2017 Started at RG at Atlanta (12/3) and paved the way for the Vikings 5th consecutive road victory...Started at RG vs. Detroit (11/23) on Thanksgiving Day...Started at RG vs. Los Angeles (11/19) and at Washington (11/12) as the Vikings did not allow a sack in both games...Played in London, England for the 2nd time in his career as he started at RG vs. Cleveland (10/29)...Started at RG through the first 7 games at RG...Started at RG vs. Tampa Bay (9/24) and paved the way for Case Keenum to earn his first victory as a Viking. Started at RG at Pittsburgh (9/17), his 50th start as a Viking and 70th start of his NFL career...Started at RG on Monday Night Football Week 1 vs. New Orleans (9/11) for a unit that only allowed 1 sack and paved the way for RB Dalvin Cook to run for 127 yards on 22 carries (5.8 avg).

2016 Started 14 games for a unit that did not allow a sack in 5 contests (tied for most in the NFL)...Started at LG vs. Chicago (1/1/17)...Started at RG, competing in his 90th game as a Viking, at Green Bay (12/24)...Returned to the starting lineup at RG vs. Indianapolis (12/18)...Inactive (concussion) at

Jacksonville (12/11) and vs. Dallas (12/1), ending his streak of 88 consecutive games played, which ranks 2nd to Pro Football Hall of Famer Mick Tingelhoff (240) among centers in franchise history...Started at center for an O-line that did not allow a sack, helping Sam Bradford complete 31 of 37 passes, before leaving the game due to injury at Detroit (11/24)...Started at center vs. Arizona (11/20) and at Washington (11/13)...Started at center and notched 1 special teams tackle vs. Detroit (11/6)...Started at center at Chicago (10/31), at Philadelphia (10/23), vs. Houston (10/9), vs. NY Giants (10/3), at Carolina (9/25) and vs. Green Bay (9/18)...O-line helped total 104 rushing yards and did not allow a sack against the Giants...Started at center for an O-line that did not permit a sack at Tennessee (9/11).

2015 Stepped into starting lineup at C for all 16 games and the Wild Card Playoffs...Started every game in a season for the 1st time in his career...Helped Adrian Peterson lead the NFL in rushing for the 3rd time in his career, notching 1,485 yards and powering the Vikings to the NFC North title with an 11-5 mark and earning a home Wild Card playoff game...Vikings posted the #4 rushing offense in the NFL...Part of a shuffled offensive line that was hit by preseason injuries, taking regular starters John Sullivan (C) and Phil Loadholt (RT) away for the season...The Vikings line was the only in the NFL to start all 16 games as a unit (Kalil- LT, Fusco-LG, Berger-C, Harris-RG, Clemmings-RT)...The group helped Peterson earn 2015 FedEx Ground Player of the Year after claiming the weekly FedEx Ground award twice during the season: at Oakland (11/15) and at Atlanta (11/29)...Peterson was named NFC Offensive Player of the Month for November when he ran for 634 yards and 5 TDs, setting a club record for most yards rushing in November as the team went 4-1 in the month...Peterson rumbled for 203 yards in a win at Oakland (11/15), the 6th time in his career he broke the 200-yard plateau, tying him with O.J. Simpson for the NFL record.

2014 Started the final 9 games at RG after starter Brandon Fusco was placed on IR...Team went 5-4 in his starts...Appeared in all 16 games...Finished the season having played in 61 consecutive games...Protected QB Teddy Bridgewater on his way to the most productive season by a rookie QB in team history...Blocked for RB Jerick McKinnon's 103-rushing yard effort against one of the NFL's best run defenses at Buffalo (10/19).

2013 Appeared in all 16 games, starting 2, contributing on special teams and providing depth along the offensive line...Started at LG and RG in place of injured starters Charlie Johnson and Brandon Fusco, respectively, vs. Washington (11/7) and vs. Philadelphia (12/15)...Helped backup RB Matt Asiata tie the Vikings record with a 3-TD rushing day in upset win over playoff-bound Eagles...Vikings won both games he started...Played integral role on kickoff return unit that helped rookie WR/KR Cordarrelle Patterson set team records for return yards, return average and return TDs...Team led the NFL in average starting field position after kickoffs (27.2).

2012 Played in all 16 games and saw his 1st career playoff action in Wild Card game at Green Bay (1/5/13)...Primarily played on special teams but saw action on offensive line vs. Tennessee (10/7) and vs. Detroit (11/11)...Regular on KO return unit that ranked among NFL leaders in KO return average and was tied for 3rd in the NFL with 6 KO returns of 40+ yards.

2011 Saw time in 13 games with 7 starts...Started at C, RG and LG during season, opening 1 game at C, 4 at RG and 2 at LG...

Started his 1st game of the season at C vs. Green Bay (10/23), the 1st start of rookie QB Christian Ponder's career...Saw 1st extended action of season at Chicago (10/16), replacing injured starter John Sullivan at C in the 2nd half...Started 4-game span at RG in place of starter Anthony Herrera, the 1st of the 4 games coming at Carolina (10/30)...Started final 2 games of season at LG in place of starter Steve Hutchinson...Signed by Vikings on 9/12, a day after the season opener at San Diego...Spent training camp and preseason with Miami.

2010 Saw time in 15 games with Miami with career-high 14 starts at C...Started opening 9 games of the season...Missed lone game of season vs. Chicago (11/18) with knee injury.

2009 Started final 6 games of season at C for Miami...Earned 1st career start at Buffalo (11/29)...Played in all 16 games.

2008 Saw time on special teams for Dallas in opening 3 games of the season...Inactive for the final 11 games.

2007 Played in 1 game, the regular season finale, at Washington (12/30)...Inactive for 13 games...Dressed but did not play in 2 games...Was inactive for playoff game.

R U D-?

The Vikings have several players who have been fighting an uphill battle after playing collegiality at smaller Division II institutions. Joe Berger is the Vikings leader among the small-school players with 141 career games and 80 starts. WR Adam Thielen, who started as a rookie minicamp college tryout in 2013, received a multi-year contract during the 2017 offseason.

DIVISION II VIKINGS

PLAYER, SCHOOL CAREER GP/GS

Joe Berger, C/G, Michigan Tech 141/80

Adam Thielen, Minnesota State, Mankato 59/25

C.J. Ham, RB, Augustana 12/1

CASE PROTECTORS

VIKINGS MOST GAMES IN A SEASON W/OUT A SACK, QB

PLAYER, YEAR GAMES

Case Keenum, 2017 6

4 tied 4

2017 FEWEST SACKS (MIN 200 ATTEMPTS)

PLAYER, TEAM SACKS/ATTEMPTS

Case Keenum, MIN 7/330

Philip Rivers, LAC 12/388

4 tied 13/...

2006 Spent time with Miami and Dallas during season...Was inactive for all 16 games during season between the 2 clubs...Inactive in 11 games with Miami and 5 with Dallas after being claimed off waivers from Miami on 11/24.

2005 Saw action in 3 games as a rookie with Miami, each of the final 3 contests...Inactive in 12 games for the Dolphins...Signed off Carolina practice squad to Miami's 53-man roster in Week 1 of season on 9/7...Waived following preseason by Carolina and signed to Panthers practice squad the following day on 9/4...Originally drafted in 6th round (#183) by Carolina.

COLLEGE Was a 28-game starter at Michigan Tech at RT...Earned 1st-Team All-Great Lakes Intercollegiate Conference honors as a junior and senior...Earned Jim Langer Award as the top lineman in the Cactus Bowl, the Division II all-star game...Started 3 games as a redshirt freshman in 2001 at LT.

PREP Earned All-Conference honors and Academic All-State as a senior...Played 2 seasons of football at Newaygo High in Michigan...Served as team captain as a senior...Competed in field events on track team.

BERGER'S CAREER GAMES/STARTS

Year GP/GS

2005 (Mia) 3/0

2006 (Mia/Dal) 0/0

2007 (Dal) 1/0

2008 (Dal) 3/0

2009 (Mia) 16/6

2010 (Mia) 15/14

2011 (Min) 13/7

2012 (Min) 16/0

Playoffs 1/0

2013 (Min) 16/2

2014 (Min) 16/9

2015 (Min) 16/16

Playoffs 1/1

2016 (Min) 14/14

2017 (Min) 12/12

Totals 141/80

Playoffs 2/1

#90 TASHAWN BOWER



POSITION: DEFENSIVE END

HEIGHT/WEIGHT: 6-5/250

DOB: 2-18-95

HOMETOWN: SOMERVILLE, NJ

COLLEGE: LSU

ACQUIRED: UDFA '17

NFL SEASON: R

VIKINGS SEASON: R

2017 GP/GS

2/0

Career GP/GS

2/0

Playoffs GP/GS

0/0

• Friends and teammates of Danielle Hunter, who hosted Tashawn on his collegiate visit, and followed his path from LSU to the Vikings.


OFF THE FIELD Majored in general business at LSU...has one sister, Olivia, and is a native of New Jersey.

PRO Signed by the Vikings as an undrafted free agent following the 2017 draft and earned a roster spot after an impressive training camp and preseason.

2017 Inactive Weeks 12-13...Tallied the 1st sack of his career vs. Los Angeles (11/19)...Inactive at Washington (11/12)...Made his NFL debut vs. Cleveland (10/29) at Twickenham stadium in London, England as a part of the NFL's International series and contributed on special teams...Inactive Weeks 1-7.

COLLEGE Appeared in 40 games at LSU, making 7 starts, during his 4-year career...Totalled 60 tackles, 12 TFL, 5.5 sacks, 8 QBH and 2 FFs throughout his collegiate career...Played DE his first 3 seasons before transitioning to hybrid OLB/DE under new DC Dave Aranda's 3-4 scheme as a senior...Totalled 23 tackles and 4.0 sacks as a senior in his new role...Part of a LSU defense that allowed the fewest TDs (16) and fewest TDs per game (1.3) in college football in 2016... Participated in the NFLPA Collegiate Bowl prior to the draft.

PREP Attended Immaculata High School...rated as a 4-star recruit by ESPN, Rivals.com, Scout.com and 247Sports.com... Participated in the Semper Fidelis All-American Bowl...Finished his high school career with 95 total tackles, 16 TFL, 11.0 sacks, 7 PBUs and 3 FFs.



#8 SAM BRADFORD

POSITION: QUARTERBACK
HEIGHT/WEIGHT: 6-4/224
DOB: 11-8-87
HOMETOWN: OKLAHOMA CITY, OK

COLLEGE: OKLAHOMA
ACQUIRED: T (PHI) '16
NFL SEASON: 8
VIKINGS SEASON: 2

2017 GP/GS Career **GP/GS** Playoffs **GP/GS**
2/2 80/80 (49/49-STL, 14/14-PHI, 17/17-MIN) 0/0

- Set an NFL record for completion percentage (71.6%) and franchise record for completions (395) in 2016, becoming the 1st QB in NFL history to throw 5-or-fewer INTs while attempting more than 550 passes.
- Set Eagles franchise records in completions (346, since broken) and completion percentage (65.0) and finished 4th in team history with 3,725 passing yards (now 5th) in his lone season with the club (2015).
- Selected No. 1 overall by the St. Louis Rams in the 2010 NFL Draft and earned **NFL Offensive Rookie of the Year** and set the league's rookie completions record (354).
- Just the 2nd underclassman to win the **Heisman Trophy**, led OU to 2009 National Championship game vs. Florida.

OFF THE FIELD Joins teammate Kyle Rudolph on weekly visits to the University of Minnesota Masonic Children's Hospital...Active with St. Jude's Hospital in Oklahoma City...Was an honor student and finance major at Oklahoma...Rang the opening bell at the New York Stock Exchange 3 days after winning the Heisman Trophy; the Dow rose 100 points that day...Father, Kent, was a 2-year (1977-78) letterman on the Oklahoma offensive line...Avid outdoorsman enjoys hunting and fishing in his free time...Enjoys playing golf and was introduced to the sport by his grandfather at age 5...Participates in Vikings charity golf outings.

HONORS Named the 2010 **NFL Offensive Rookie of the Year** by the *Associated Press*...Earned the 2008 **Heisman Trophy**, becoming just the 2nd underclassman in NCAA history to achieve the honor...2016 **Vikings Offensive MVP**...**NFC Offensive Player of the Week** Week 1 vs. New Orleans (9/11/17).

PRO Has registered 19,013 yards, 101 TDs, 57 INTs and an 85.2 passer rating in his 79 career games (all starts) since entering the league in 2010...Set a single-season NFL record for completion percentage (71.6%), while totaling a single-season franchise-record 395 completions, during his 1st season with the Vikings...Totaled 346 completions, a 65.0% completion rate and 3,725 passing yards in 2015, ranking 2nd, 1st and 5th in Eagles history, respectively...Set rookie records in completions (354) and attempts (590), ranking 2nd in NFL history among rookies in passing yards (3,512) and earning **NFL Offensive Rookie of the Year** honors, in 2010...Completed an NFL-rookie-record 174-consecutive passes without an interception in 2010, (broken by Dak Prescott, 176)...Became just the 4th rookie quarterback to play all of his team's snaps during a 16-game regular season and the only rookie quarterback to do so in 2010.

2017 Placed on injured reserve on 11/8...Inactive Weeks 6-8 due to a knee injury...Started at QB at Chicago (10/9) but left in the 2nd quarter due to a knee injury, finished 5-of-11 passing for 36 yards...Inactive Weeks 2-4 due to a knee injury...Earned **NFC Offensive Player of the Week** honors after Week 1 when he set a new career-high with a 143.0 passer rating after throwing for 346 yards, 3 TDs and 0 INTs on 27-of-32 passing on Monday Night Football vs. New Orleans (9/11)...Became the 2nd Viking in club history to throw for 300+ yards, 2+ TDs and 80.0+ completion % in a single game (Favre vs. NYG, 1/3/10)...Led the offense to an opening weekend franchise record 470 yards of total offense against the Saints.

2016 Threw for a career-high 3,877 yards, 20 TDs, 5 INTs and a career-high 99.3 passer rating (6th in the NFL) on 395 of 552 passing (71.6%)...Set a single-season NFL record for completion percentage on a career-high and franchise-record 395 completions...1st QB in NFL history to throw 5-or-fewer INTs while attempting more than 550 passes in a season, registering a franchise-low 0.9% INT rate...Registered a 100+ passer rating a career-high 8 times (tied for 2nd in franchise history) and 10 games without an INT (tied for most in team history)...Completed 25 of 33 passes (75.8%) for 250 yards, 3 TDs, 1 INT and 114.5 passer rating vs. Chicago (1/1/17)...Registered a career-high 382 yards, 3 TDs and a 110.6 passer rating on 34 of 50 passing (68.0%) at Green Bay (12/24)...Registered a 106.5 passer rating on 24 of 34 passing (70.6%) for 292 yards and 1 TD at Jacksonville (12/11)...Posted 247 yards, 1 TD and a 91.6 passer rating on 32 of 45 passing (71.1%) vs. Dallas...Was 7 of 8 for 59 yards and a TD pass on the Vikings 4th-quarter scoring drive against the Cowboys...Connected on a career-best 83.8% of his passes (31 of 37), the 6th-best single-game mark in franchise history, for 224 yards, 1 INT and an 80.6 passer rating at Detroit (11/24)...Threw for 169 yards, 1 TD and a 98.7 passer rating on 20-of-28 passing (71.4%) vs. Arizona (11/20)...Completed 31 of 40 passes (77.5%) for 307 yards, 2 TDs and 1 INT for a 104.9 rating at Washington (11/13)...Recorded 273 yards, 1 TD and a 103.4 passer rating on 31 of 40 attempts (77.5%) vs. Detroit (11/6)...Connected with 10 different receivers against the Lions, including himself, becoming the 7th QB in team history to catch his own pass...Threw for 228 yards, 1 TD and an 88.6 passer rating on 23 of 37 passing (62.2%) at Chicago (10/31)...Totaled 224 yards, 1 TD and 1 INT on 24-of-41 passing (58.5%) for a 71.6 passer rating at Philadelphia (10/23)...Completed 22 of 30 passes (73.3%) for 271 yards and 2 TDs for a 123.1 passer rating vs. Houston (10/9)...Recorded 262 yards and 1 TD on 26 of 36 passing for a 101.9 rating vs. NY Giants (10/3)...Completed 22 of 31 passes (71.0%) for 286 yards, 2 TDs and a 121.2 passer rating in the 1st-ever regular season game at U.S. Bank Stadium vs. Green Bay (9/18)...Ranked top-5 in multiple passing categories by a QB a debut game for the Vikings: passing yards (1st), passer rating (5th) and completions (2nd)...Sat out Week 1 at Tennessee (9/14) after being acquired via trade just 11 days prior.

2015 Started all 14 games played, recording Eagles records in completions (346) and completion percentage (65.0%) while totaling the 4th-most passing yards (3,725) in club history...Set a single-game record with a 78.9% completion rate (30-of-38) by an Eagles QB with more than 30 attempts, posting 320 yards, 2 TDs and a 108.3 passer rating at NY Giants (1/3/16)...Tied Eagles record with 37 completions and threw for a career-best 380 yards vs. Washington (12/26).

2014 Missed the 2014 campaign, his final season with the Rams, after suffering a season-ending injury (anterior cruciate ligament tear) in a preseason matchup vs. Cleveland (8/23/14).

2013 Ranked 8th in the NFL with 159 completions and tied for 5th with 14 TD passes prior to sustaining a season-ending knee injury vs. Carolina (10/23) and being placed in Injured Reserve (10/23)...Had a career-high 134.6 passer rating, completing 12 of 16 passes for 117 yards and 3 TDs (3rd 3-TD game of the season), at Houston (10/13)...Registered a 105.3 passer rating on 222 yards and 3 TDs vs. Jacksonville (10/6)...Recorded 352 passing yards and 3 TDs at

Atlanta (9/15)...Completed 27 of 38 passes (71.1%) for 299 yards and 2 TDs (100.7 passer rating) vs. Arizona (9/8).

2012 Threw for 3,702 yards, 21 TDs (career high) and an 82.6 passer rating in 16 games (all starts)...Hit TE Lance Kendricks on a career-long 80-yard TD strike at Tampa Bay (12/23)... Completed a 13-yard TD pass to WR Brandon Gibson to cap a 14-play, 84-yard game-winning drive in the 4th quarter at Buffalo (12/9)...Posted 275 yards and 2 TDs on 26-of-29 passing at San Francisco (11/11)...Completed 26 of 35 passes (74.3%) for 310 yards and 3 TDs vs. Washington (9/16).

2011 Started 10 games, missing 6 due to injury, and totaled 2,164 yards and 6 TDs on 191-of-357 passing...Registered 321 yards on 28-of-44 passing at Green Bay (10/16)...Notched a then-career-high 331 passing yards at NY Giants (9/19).

2010 Received **NFL Offensive Rookie of the Year** accolades by the *Associated Press* after completing 354 passes on 590 attempts (both league rookie records) for 3,512 yards, 2nd most among rookies in NFL history behind Peyton Manning's 3,739 yards in 1998...Registered the 5th-most passing TDs (18) by a rookie in league history...Set an NFL-rookie-record 174-consecutive passes without an interceptions...Recorded his 1st-career 300-yard passing game at Den. (11/28), throwing for 308 yards and 3 TDs (113.3 passer rating)...Tallied 253 yards and one touchdown in his first career start, completing 32 of 55 passes, vs. Arizona (9/12).

COLLEGE Became just the 2nd underclassman in NCAA history to win the **Heisman Trophy** after leading the country in TD passes (50) and passing efficiency (180.84) in 2008...Also won the Davey O'Brien Award, Sammy Baugh Trophy and the Chic Harley Award following the 2008 campaign...Became the program's all-time leader in 15 categories, including passing yards (8,403), passing TDs (88) and completion percentage (67.6) as a 3-year starter...Eclipsed the 8,000-yard passing mark for the first time in program history as a redshirt junior in 2009...Led the Sooners to the 2008 BCS National Championship Game and became the 1st OU quarterback to win 2 Big 12 titles...Earned Big 12 Offensive Player of the Year and 1st-team All-American honors by the *Associated Press* and *Sporting News* after setting school records for passing yards (4,720), total offense (4,767), TDs (50) and 300-yard passing games (12)... Finalist for the Manning Award (nation's top quarterback) as a redshirt freshman after setting an NCAA freshman record with

36 TD passes...Named *Sporting News* Freshman of the Year and garnered freshman All-American honors from several outlets... Redshirted as a true freshman in 2006.

PREP Named to the Oklahoma Coaches Association All-State Team and 2nd-team all-state squad by *The Oklahoman* after throwing for 2,422 yards and 19 TDs as a senior at Putnam City North (OK)...Also earned all-city honors as a junior...Was a standout basketball player, averaging 18.4 points and 10.5 rebounds as a senior, and played on the golf team.

SAM'S SPECTACULAR START

Sam Bradford registered a career-high 143.0 passer rating on MNF to kick off the season, one of the best performances on opening day in team history.

ALL-TIME SINGLE GAME OPENING DAY PASSING YARDS / VIKINGS

RK	QB, Date, Game	Yards
1.	Tommy Kramer, 9/7/80, vs. Atlanta	395
2.	Steve Dils, 9/5/81, at Tampa Bay	361
3.	Sam Bradford, 9/11/17, vs. New Orleans	346

ALL-TIME SINGLE GAME OPENING DAY COMPLETION % / NFL (MIN. 20 ATT.)

RK	QB, Date, Game	Comp/Att./%
1.	Lynn Dickey, 9/4/83, at Houston	27/31/87.1%
2.	Jeff Hostetler, 9/5/93, vs. Minnesota	23/27/85.2%
3.	Sam Bradford, 9/11/17, vs. New Orleans	27/32/84.4%

BRADFORD'S BEST

Sam Bradford registered a 100+ passer rating a career-high 8 times, while totaling 10 games without an INT, in 2016. Each mark ranks 2nd in Vikings history.

100+ PASSER RATING GAMES IN A SEASON / VIKINGS

RK	QB (Season)	Games
1.	Brett Favre (2009)	10
2.	Sam Bradford (2016)	8
	Randall Cunningham (1998)	8
	Daunte Culpepper (2004)	8
	Daunte Culpepper (2000)	8

ZERO INT GAMES IN A SEASON / VIKINGS

RK	QB (Season)	Games
1.	Sam Bradford (2016)	10
	Brett Favre (2009)	10

BRADFORD'S NFL TOTALS

Year	GP/GS	Att	Comp	Pct	Yds	TD	INT	Lg	Sk/Yds	Rtg	Rush	Yds	TD
2010 (StL)	16/16	590	354	60.0%	3,512	18	15	49	34/244	76.5	27	63	1
2011 (StL)	10/10	357	191	53.5%	2,164	6	6	68	36/248	70.5	18	26	0
2012 (StL)	16/16	551	328	59.5%	3,702	21	13	80t	35/233	82.6	36	124	1
2013 (StL)	7/7	262	159	60.7%	1,687	14	4	73	15/97	90.9	15	31	0
2014 (StL)	0/0												
INJURED RESERVE													
2015 (Phi)	14/14	532	346	65.0%	3,725	19	14	78t	28/200	86.4	26	39	0
2016 (Min)	15/15	552	395	71.6%	3,877	20	5	71t	37/276	99.3	20	53	0
2017 (Min)	2/2	43	32	74.4%	382	3	0	44	5/40	143.0	2	-3	0
Totals	80/80	2,887	1,805	62.5%	19,049	101	57	80t	191/1,338	85.1	144	333	2

Record as Starter: Record as Starter: 33-45-1; 7-9 in 2010, 1-9 in 2011, 7-8-1 in 2012, 3-4 in 2013, 7-7 in 2015, 7-8 in 2016, 2-0 in 2017

SINGLE-GAME CAREER HIGHS

Attempts 56 vs. Washington, 12/26/15
 Completions 37 vs. Washington, 12/26/15
 Passing Yards 382 at Green Bay, 12/24/16
 Passing TDs 3 10x, last vs. New Orleans, 9/11/17
 Interceptions 3 vs. Arizona, 9/12/10; vs. NY Giants, 10/19/15
 Passer Rating (min. 20) ... 143.0 vs. New Orleans, 9/11/17
 Completion Percentage - 84.4% vs. New Orleans, 9/11/17
 Long Pass 80t at Tampa Bay, 12/23/12
 2-Point Conversions 1 vs. Arizona, 9/8/13 (Run)
 Rushes 6 vs. San Diego, 10/17/10
 Rush Yards 34 at Miami, 10/14/12
 Rushing TD 1 at New Orleans, 12/12/10; at Miami, 10/14/12
 Long Rush 24 vs. Chicago, 1/1/17

BRADFORD'S CAREER GAME-BY-GAME (*starts; scores for games started only; games with 100+ passer rating in bold)

2010 ST. LOUIS	Att.	Comp.	Yards	Pct.	TD	INT	Lg	Sk/Yds	Rating	Rush	Yds	TD	Score
9/12..... Arizona*	55	32	253	58.2	1	3	39	2/13	53.1	0	0	0	L 13-27
9/19..... @ Oakland*	25	14	167	56.0	2	1	36	3/32	86.6	0	0	0	L 14-16
9/26..... Washington*	37	23	235	62.2	1	1	30	1/3	78.1	1	2	0	W 30-16
10/3..... Seattle*	41	23	289	56.1	2	1	49	4/28	84.3	2	8	0	W 30-3
10/10..... @ Detroit*	45	23	215	51.0	0	2	30	1/2	46.1	0	0	0	L 6-44
10/17..... San Diego*	31	18	198	58.1	1	0	38t	3/15	87.8	6	8	0	W 20-17
10/24..... @ Tampa Bay*	26	13	126	50.0	2	0	19	1/2	89.6	2	2	0	L 17-18
10/31..... Carolina*	32	25	191	78.1	2	0	33	2/7	112.4	5	2	0	W 20-10
11/4..... @ San Francisco*	42	30	251	71.4	1	0	25	3/23	94.4	2	11	0	L 20-23
11/21..... Atlanta*	42	27	233	64.3	2	1	25t	0/0	84.7	1	17	0	L 17-34
11/28..... @ Denver*	37	22	308	59.5	3	0	45	2/0	113.3	1	-1	0	W 36-33
12/5..... @ Arizona*	29	18	187	62.1	0	1	26	2/18	66.3	3	7	0	W 19-6
12/12..... @ New Orleans*	32	18	231	56.3	0	2	32	3/40	53	2	5	1	L 13-31
12/19..... Kansas City*	43	21	181	48.8	0	2	25	3/26	40.9	2	2	0	L 13-27
12/26..... San Francisco*	37	28	292	75.7	1	0	46	1/17	107	0	0	0	W 25-17
1/2/2011 @ Seattle*	36	19	155	52.8	0	1	20	3/18	52.4	0	0	0	L 6-16
2010..... GP/GS: 16/16	590	354	3,512	60.0	18	15	49	34/244	76.5	27	63	1	
2011 ST. LOUIS	Att.	Comp.	Yards	Pct.	TD	INT	Lg	Sk/Yds	Rating	Rush	Yds	TD	Score
9/11..... Philadelphia*	30	17	188	56.7	0	0	31	4/22	75.4	1	-15	0	L 13-31
9/19..... @ NY Giants*	46	22	331	47.8	1	0	68	2/23	79.2	3	15	0	L 16-28
9/25..... Baltimore*	32	16	166	50.0	1	1	34t	5/34	62.8	3	22	0	L 7-37
10/2..... Washington*	43	20	164	46.5	1	0	25	7/37	64.5	0	0	0	L 10-17
10/16..... @ Green Bay*	45	29	328	64.4	0	1	45	3/22	76.9	2	0	0	L 3-24
10/23..... @ Dallas	INACTIVE												
10/30..... New Orleans	INACTIVE												
11/6..... @ Arizona*	36	23	255	63.9	0	1	26	4/22	73.3	1	2	0	L 12-19
11/13..... @ Cleveland*	25	15	155	60.0	1	1	24	1/7	74.6	4	3	0	W 13-12
11/20..... Seattle*	40	20	181	50.0	1	1	30t	5/38	60.5	2	0	0	L 7-24
11/27..... Arizona*	31	17	203	54.8	1	0	35	2/17	85.8	0	0	0	L 20-23
12/4..... @ San Francisco	INACTIVE												
12/12..... @ Seattle*	29	12	193	41.4	0	1	50	3/26	49.9	2	-1	0	L 13-30
12/18..... Cincinnati	INACTIVE												
12/24..... @ Pittsburgh	INACTIVE												
1/1/2012 San Francisco	INACTIVE												
2011..... GP/GS: 10/10	357	191	2,164	53.5	6	6	68	36/248	70.5	18	26	0	
2012 ST. LOUIS	Att.	Comp.	Yards	Pct.	TD	INT	Lg	Sk/Yds	Rating	Rush	Yds	TD	Score
9/9..... @ Detroit*	25	17	198	68.0	1	0	23t	4/25	105.1	2	2	0	L 23-27
9/16..... Washington*	35	26	310	74.3	3	1	56	2/9	117.6	3	10	0	W 31-28
9/23..... @ Chicago*	35	18	152	51.4	0	2	30	6/51	39.2	2	14	0	L 6-23
9/30..... Seattle*	30	16	221	53.0	0	1	52	2/12	63.3	2	-2	0	W 19-13
10/4..... Arizona*	21	7	141	33.3	2	1	51t	1/10	69.7	5	0	0	W 17-3
10/14..... @ Miami*	39	26	315	66.7	0	0	65	3/15	91.3	4	34	1	L 14-17
10/21..... Green Bay*	34	21	255	61.8	1	1	56	3/9	82.4	0	0	0	L 20-30
10/28..... New England*	30	22	205	73.3	1	1	50t	2/25	88.9	2	0	0	L 7-45
11/11..... @ San Francisco*	39	26	275	66.7	2	0	36t	2/16	104.1	1	0	0	T 24-24 (OT)
11/18..... NY Jets*	44	23	170	52.3	2	1	36	1/3	67.4	1	7	0	L 13-27
11/25..... @ Arizona*	17	8	205	47.1	2	1	38	2/11	106.3	2	1	0	W 31-17
12/2..... San Francisco*	39	26	221	66.7	0	0	22	2/13	81.3	3	31	0	W 16-13
12/9..... @ Buffalo*	39	19	209	48.7	1	1	24	1/2	62.9	4	13	0	W 15-12
12/16..... Minnesota*	55	35	377	63.6	3	1	26	4/32	94.3	2	9	0	L 22-36
12/23..... @ Tampa Bay*	27	13	196	48.1	2	1	80t	0/0	81.7	2	-1	0	W 28-13
12/30..... @ Seattle*	42	25	252	59.5	1	1	37	0/0	74.7	1	6	0	L 13-20
2012..... GP/GS: 16/16	551	328	3,702	59.5	21	13	80t	35/233	82.6	36	124	1	

HOT-HAND SAM

Sam Bradford was one of the most efficient quarterbacks in Vikings single-season history in 2016, ranking 1st in completion percentage (71.6%) and 4th in passer rating (99.3) in 2016.

SINGLE-SEASON COMPLETION PERCENTAGE / VIKINGS HISTORY			SINGLE-SEASON PASSER RATING / VIKINGS HISTORY		
RK	QB (SEASON)	COMPLETION PERCENTAGE	RK	QB (SEASON)	PASSER RATING
1	Sam Bradford (2016)	71.6	1	Daunte Culpepper (2004)	110.9
2	Daunte Culpepper (2004)	69.2	2	Brett Favre (2009)	107.2
3	Brett Favre (2009)	68.4	3	Randall Cunningham (1998)	106.0
4	Teddy Bridgewater (2015)	65.3	4	Sam Bradford (2016)	99.3
5	Daunte Culpepper (2003)	65.0	5	Daunte Culpepper (2000)	98.0

2013 ST. LOUIS.....	Att.	Comp.	Yards	Pct.	TD	INT	Lg	Sk/Yds	Rating	Rush	Yds	TD	Score
9/8 Arizona*	38	27	299	71.1	2	1	47	0/0	100.7	2	1	0	W 27-24
9/15.....@ Atlanta*	55	32	352	58.2	3	1	47	0/0	87.8	3	25	0	L 24-31
9/22.....@ Dallas*	48	29	240	60.4	1	0	29	6/43	80.2	0	0	0	L 7-31
9/26.....San Francisco*	41	19	202	46.3	1	1	27	5/32	59.2	3	-4	0	L 11-35
10/6.....Jacksonville*	34	19	222	55.9	3	0	31t	2/14	105.3	5	4	0	W 34-20
10/13.....@ Houston*	16	12	117	75.0	3	0	34	0/0	134.6	1	4	0	W 38-13
10/20.....@ Carolina*	30	21	255	70.0	1	1	73	2/8	93.1	1	1	0	L 15-30
10/28.....Seattle.....	INJURED / RESERVE												
11/3.....Tennessee.....	INJURED / RESERVE												
11/10.....@ Indianapolis.....	INJURED / RESERVE												
11/24.....Chicago.....	INJURED / RESERVE												
12/1.....@ San Francisco	INJURED / RESERVE												
12/8.....@ Arizona	INJURED / RESERVE												
12/15.....New Orleans.....	INJURED / RESERVE												
12/22.....Tampa Bay.....	INJURED / RESERVE												
12/29.....@ Seattle.....	INJURED / RESERVE												
2013.....GP/GS: 7/7	262	159	1,687	60.7	14	4	73	15/97	90.9	15	31	0	

SUDDEN SAM

On Tuesday, Aug. 30, 2016, Vikings QB Teddy Bridgewater suffered a season-ending knee injury during a non-contact drill in practice. Four days later (9/3), the Vikings acquired Sam Bradford via trade with the Philadelphia Eagles.

After Shaun Hill led Minnesota to a 25-16 Week 1 victory at Tennessee (9/11), Bradford got the start in the 1st-ever regular season game played in U.S. Bank Stadium against divisional Green Bay (9/18).

Against the Packers, Bradford set a team record for most passing yards in the 1st game played as the Vikings QB and registered the 5th-best passer rating (121.2) in such contests.

PASSING YARDS IN 1ST GAME AS VIKINGS QB

RK	QB (Opponent)	Yards
1	Sam Bradford (vs. Green Bay, 9/18/2016)	286
2	Fran Tarkenton (vs. Chicago, 9/17/1961)	250
3	Tony Adams (vs. Green Bay, 10/4/1987)	234

PASSER RATING IN 1ST GAME AS VIKINGS QB

RK	QB (Opponent)	Passer Rating
1	Gus Frerotte (vs. San Francisco, 9/28/2003)	157.2
2	Fran Tarkenton (vs. Chicago, 9/17/1961)	148.6
3	Todd Bouman (vs. Tennessee, 12/9/2001)	131.5
4	Matt Cassel (vs. Pittsburgh, 9/29/2013)	123.4
5	Sam Bradford (vs. Green Bay, 9/18/2016)	121.2

ATTEMPTS IN 1ST GAME AS VIKINGS QB

RK	QB (Opponent)	Attempts
1	Spergon Wynn (vs. Jacksonville, 12/23/2001)	39
2	Warren Moon (at Green Bay, 9/4/1994)	37
3	Sam Bradford (vs. Green Bay, 9/18/2016)	31

COMPLETIONS IN 1ST GAME AS VIKINGS QB

RK	QB (Opponent)	Completions
1	Spergon Wynn (vs. Jacksonville, 12/23/2001)	24
2	Sam Bradford (vs. Green Bay, 9/18/2016)	22
3	Warren Moon (at Green Bay, 9/4/1994)	20

TD PASSES IN 1ST GAME AS VIKINGS QB

RK	QB (Opponent)	TD Passes
1	Fran Tarkenton (vs. Chicago, 9/17/1961)	4
2t	Sam Bradford (vs. Green Bay, 9/18/2016)	2
2t	Matt Cassel (vs. Pittsburgh, 9/29/2013)	2

BRADFORD IN THE RECORD BOOKS

Sam Bradford's career-high 395 completions set a Vikings single-season record and ranked 5th in the NFL in 2016. With 5 INTs on 552 attempts, his 0.9% INT rate also set a team record and ranked 3rd among qualified passers in the league.

SINGLE-SEASON COMPLETION LEADERS / VIKINGS

RK	QB (Season)	Completions
1.	Sam Bradford (2016)	395
2.	Daunte Culpepper (2004)	379
3.	Warren Moon (1995)	377

SINGLE-SEASON INT PERCENTAGE / VIKINGS

RK	QB (Season)	Percentage (Att./INTs)
1.	Sam Bradford (2016)	0.9 (552/5)
2.	Brett Favre (2009)	1.3 (531/7)

BULLSEYE BRADFORD

Sam Bradford completed a single-season NFL-record 71.6% of his passes in 2016, becoming the 1st player in league history to throw 5 or fewer INTs while attempting more than 550 passes in a season.

NFL SINGLE-SEASON COMPLETION PERCENTAGE LEADERS / ALL-TIME

RK	QB (Season, Team)	Percentage
1	Sam Bradford (2016, Min)	71.6
2	Drew Brees (2011, NO)	71.2
3	Drew Brees (2009, NO)	70.6
4	Ken Anderson (1982, Cin)	70.6
5	Steve Young (1994, SF)	70.3

NFL COMPLETION PERCENTAGE LEADERS / 2016

RK	QB (Team)	Percentage
1	Sam Bradford (Min)	71.6
2	Drew Brees (NO)	70.0
3	Matt Ryan (Atl)	69.9
4	Dak Prescott (Dal)	67.8
5	Tom Brady (NE)	67.4

Bradford's career-high 99.3 passer rating ranked 6th in the NFL in 2016 and stands 4th in team history, the best mark by a Viking since Brett Favre in 2009 (107.2)

NFL PASSER RATING LEADERS / 2016

RK	QB (Team)	Passer Rating
1	Matt Ryan (Atl)	117.2
2	Tom Brady (NE)	112.2
3	Dak Prescott (Dal)	104.9
4	Aaron Rodgers (GB)	104.2
5	Drew Brees (NO)	101.7
6	Sam Bradford (Min)	99.3

2015 PHILADELPHIA.....	Att.	Comp.	Yards	Pct.	TD	INT	Lg	Sk/Yds	Rating	Rush	Yds	TD	Score
9/14@ Atlanta*.....	52	36	336	69.2	1	2	25	0/0	77.1	0	0	0	L 24-26
9/20Dallas*.....	37	23	224	62.2	1	2	32	1/5	65.6	2	9	0	L 10-20
9/27@ NY Jets*.....	28	14	118	50.0	1	0	23t	1/10	73.2	3	-2	0	W 24-17
10/4.....@ Washington* ...	28	15	270	53.6	3	0	62t	5/37	122.6	1	14	0	L 20-23
10/11.....New Orleans*.....	45	32	333	71.1	2	2	41t	0/0	88.5	1	3	0	W 39-17
10/19.....NY Giants*.....	38	24	280	63.2	1	3	43	1/10	61.3	5	2	0	W 27-7
10/25.....@ Carolina*.....	46	26	205	56.5	0	1	24	5/33	58.7	3	6	0	L 16-27
11/8@ Dallas*.....	36	25	295	69.4	1	0	44	1/8	103.4	1	-1	0	W 33-27
11/15Miami*.....	25	19	236	76.0	1	0	60	4/39	118.1	1	0	0	L 19-20
11/22Tampa Bay.....	INACTIVE												
11/26Detroit.....	INACTIVE												
12/6.....@ New England* ...	24	14	120	58.3	2	0	20	1/0	99.3	1	-1	0	W 35-28
12/13Buffalo*.....	38	23	247	60.5	1	1	53t	1/15	77.4	3	3	0	W 23-20
12/20Arizona*.....	41	28	361	68.3	2	2	78t	2/11	91.6	1	4	0	L 17-40
12/26.....Washington*.....	56	37	380	66.1	1	0	43	5/27	91.4	2	4	0	L 24-28
1/3/16...@ NY Giants*.....	38	30	320	78.9	2	1	60	1/5	108.3	2	-2	0	W 35-30
2015.....GP/GS: 14/14.....	52	346	3,725	65.0	19	14	78t	28/200	86.4	26	39	0	
2016 MINNESOTA.....	Att.	Comp.	Yards	Pct.	TD	INT	Lg	Sk/Yds	Rating	Rush	Yds	TD	Score
9/11@ Tennessee.....	DID NOT PLAY												
9/18.....Green Bay*.....	31	22	286	71.0%	2	0	46	4/32	121.2	1	-3	0	W 17-14
9/25@ Carolina*.....	28	18	171	64.3%	1	0	19	2/18	93.0	2	-2	0	W 22-10
10/3.....NY Giants*.....	36	26	262	72.2%	1	0	40	0/0	101.9	4	6	0	W 24-10
10/9.....Houston*.....	30	22	271	73.3%	2	0	36t	2/16	123.1	2	-2	0	W 31-13
10/23.....@ Philadelphia*.....	41	24	224	58.5%	1	1	27	6/35	71.6	1	-1	0	L 10-21
10/31@ Chicago*.....	37	23	228	62.2%	1	0	31	5/27	88.6	0	0	0	L 10-20
11/6Detroit*.....	40	31	273	77.5%	1	0	32	2/14	103.4	0	0	0	L 16-22 (OT)
11/13.....@ Washington* ...	40	31	307	77.5%	2	1	36	3/23	104.9	0	0	0	L 20-26
11/20Arizona*.....	28	20	169	74.1%	1	0	30	2/24	98.7	1	-1	0	W 30-24
11/24@ Detroit*.....	37	31	224	83.8%	0	1	41	0/0	80.6	0	0	0	L 13-16
12/1Dallas*.....	45	32	247	71.1%	1	0	25	2/15	91.6	2	10	0	L 15-17
12/11.....@ Jacksonville* ...	34	24	292	70.6%	1	0	45	0/0	106.5	4	17	0	W 35-16
12/18Indianapolis*.....	42	32	291	76.2%	0	1	28	5/43	97.0	0	0	0	L 6-34
12/24....@ Green Bay*.....	50	34	382	68.0%	3	0	71t	4/29	110.6	2	5	0	L 25-38
1/1/17 ...Chicago*.....	28	33	250	75.8%	3	1	39	0/0	114.5	1	24	0	W 38-10
2016.....GP/GS: 15/15.....	552	395	3,877	71.6%	20	5	71t	37/276	99.3	20	53	0	
2017 MINNESOTA.....	Att.	Comp.	Yards	Pct.	TD	INT	Lg	Sk/Yds	Rating	Rush	Yds	TD	Score
9/11New Orleans*.....	32	27	346	84.4%	3	0	44	1/5	143.0	2	-3	0	W, 29-19
9/17.....@ Pittsburgh.....	INACTIVE												
9/24Tampa Bay.....	INACTIVE												
10/1.....Detroit.....	INACTIVE												
10/9@Chicago*.....	11	5	36	45.4%	0	0	14	4/35	53.6	0	0	0	W, 20-17
10/15Green Bay.....	INACTIVE												
10/22.....Baltimore.....	INACTIVE												
10/29@ Cleveland.....	INACTIVE												
11/12.....@ Washington.....	INJURED / RESERVE												
11/19.....Los Angeles Rams....	INJURED / RESERVE												
11/23@ Detroit.....	INJURED / RESERVE												
12/3.....@ Atlanta.....	INJURED / RESERVE												
12/10.....@ Carolina.....													
12/17Cincinnati.....													
12/23.....@ Green Bay.....													
12/31Chicago.....													
2017.....GP/GS: 2/2.....	43	32	382	74.4%	3	0	44	5/40	124.4	2	-3	0	

BRADFORD'S TOUCHDOWNS

GAME

	Play
vs. Arizona, 9/12/10.....	1 pass to L. Robinson
at Oakland, 9/19/10.....	7 pass to M. Clayton, 17 pass to M. Clayton
vs. Washington, 9/26/10.....	3 pass to D. Fells
vs. Seattle, 10/3/10.....	15 pass to B. Gibson, 21 pass to K. Darby
vs. San Diego, 10/17/10.....	38 pass to D. Alexander
at Tampa Bay, 10/24/10.....	5 pass to D. Amendola, 2 pass to M. Hoonmanawanui
vs. Carolina, 10/31/10.....	2 pass to D. Amendola, 23 pass to D. Fells
at San Francisco, 11/14/10.....	5 pass to D. Amendola
vs. Atlanta, 11/21/10.....	25 pass to M. Hoonmanawanui, 13 pass to B. Gibson
at Denver, 11/28/10.....	36 pass to M. Hoonmanawanui, 2 pass to B. Bajema, 26 pass to Bajema
vs. New Orleans, 12/12/10.....	1 run
vs. San Francisco, 12/26/10.....	3 pass to L. Robinson
at NY Giants, 9/19/11.....	19 pass to D. Alexander
vs. Baltimore, 9/25/11.....	34 pass to B. Gibson
vs. Washington, 10/2/11.....	15 pass to S. Jackson
at Cleveland, 11/13/11.....	7 pass to B. Lloyd
vs. Seattle, 11/20/11.....	30 pass to B. Lloyd
vs. Arizona, 11/27/11.....	16 pass to B. Lloyd
at Detroit, 9/9/12.....	23 pass to B. Gibson
vs. Washington, 9/16/12.....	1 pass to D. Amendola, 34 pass to B. Gibson, 1 pass to M. Mulligan
vs. Arizona, 10/4/12.....	7 pass to L. Kendrick, 51 pass to C. Givens
at Miami, 10/14/12.....	1 run
vs. Green Bay, 10/21/12.....	3 pass to A. Pettis
vs. New England, 10/28/12.....	50 pass to C. Givens
at San Francisco, 11/11/12.....	36 pass to B. Quick, 2 pass to A. Pettis
vs. NY Jets, 11/18/12.....	1 pass to B. Gibson, 2 pass to B. Gibson
at Arizona, 11/25/12.....	37 pass to L. Kendrick, 37 pass to C. Givens
at Buffalo, 12/9/12.....	13 pass to B. Gibson
vs. Minnesota, 12/16/12.....	4 pass to B. Quick, 6 pass to D. Amendola, 6 pass to L. Kendrick
at Tampa Bay, 12/23/12.....	80 pass to L. Kendrick, 5 pass to A. Pettis
at Seattle, 12/30/12.....	2 pass to A. Pettis
vs. Arizona, 9/8/13.....	13 pass to J. Cook, 1 pass to J. Cook
at Atlanta, 9/15/13.....	6 pass to T. Austin, 3 pass to A. Pettis, 10 pass to T. Austin
at Dallas, 9/22/13.....	4 pass to A. Pettis
vs. San Francisco, 9/26/13.....	6 pass to L. Kendrick
vs. Jacksonville, 10/6/13.....	16 pass to L. Kendrick, 4 pass to A. Pettis, 31 pass to A. Pettis
at Houston, 10/13/13.....	2 pass to C. Harkey, 2 pass to L. Kendrick, 4 pass to B. Quick
at Carolina, 10/20/13.....	4 pass to Z. Stacy
at Atlanta, 9/14/15.....	5 pass to D. Murray
vs. Dallas, 9/20/15.....	6 pass to J. Matthews
at NY Jets, 9/27/15.....	23 pass to R. Mathews
at Washington, 10/4/15.....	62 pass to R. Cooper, 10 pass to B. Celek, 39 pass to M. Austin
vs. New Orleans, 10/11/15.....	41 pass to J. Huff, 13 pass to B. Celek
vs. NY Giants, 10/19/15.....	32 pass to R. Cooper
at Dallas, 11/8/15.....	41 pass to J. Matthews
vs. Miami, 11/15/15.....	2 pass to J. Huff
at New England, 12/6/15.....	5 pass to Z. Ertz, 10 pass to J. Mathews
vs. Buffalo, 12/13/15.....	53 pass to N. Agholor
vs. Arizona, 12/20/15.....	22 pass to Z. Ertz
vs. Washington, 12/26/15.....	8 pass to J. Mathews
at NY Giants, 1/3/16.....	4 pass to J. Mathews, 3 pass to J. Mathews
vs. Green Bay, 9/18/16.....	8 pass to K. Rudolph, 25 pass to S. Diggs
at Carolina, 9/25/16.....	15 pass to K. Rudolph
vs. NY Giants, 10/3/16.....	7 pass to K. Rudolph
vs. Houston, 10/9/16.....	36 pass to A. Thielen, 9 pass to C. Patterson
at Philadelphia, 10/23/16.....	14 Pass to C. Patterson
at Chicago, 10/31/16.....	25 Pass to S. Diggs
vs. Detroit, 11/6/16.....	1 pass to K. Rudolph
at Washington, 11/13/16.....	20 pass to K. Rudolph, 3 pass to A. Thielen
vs. Arizona, 11/20/16.....	16 pass to A. Thielen
vs. Dallas, 12/1/16.....	3 pass to J. McKinnon
at Jacksonville, 12/11/16.....	3 pass to K. Rudolph
at Green Bay, 12/24/16.....	71 pass to A. Thielen, 3 pass to S. Diggs, 8 pass to A. Thielen
vs. Chicago, 1/1/17.....	16 pass to J. McKinnon, 22 pass to K. Rudolph, 1 pass to J. Wright
vs. New Orleans, 9/11/17.....	18 pass to S. Diggs, 2 pass to S. Diggs, 15 pass to K. Rudolph
Total.....	103 (101 passing, 2 rushing)

BRADFORD'S 2-POINT CONVERSIONS

GAME

	Play
vs. Arizona, 9/8/13.....	run
Total.....	1 (1 rushing)

BRADFORD'S CAREER 4TH-QUARTER/OVERTIME COMEBACK WINS

Date	Opponent	Final Score	Pre-Drive Score	QTR	Drive Start	Drive End	Scoring Play	Start LOS	Last LOS	Drive Plays	Net Yds	Time Poss.
11/13/11	@ Cleveland	13-12	10-12	4	0:33 (3)	7:47	Brown 34 FG	CB35	CB16	6	11	7:18
9/16/12	... Washington	31-28	23-28	4	1:51 (3)	14:55	Mulligan 1t catch	WR24	WR1	4	24	1:56
12/2/12	... San Francisco	16-13	13-13	OT	4:11	0:26	Zuerlein 54 FG	SR41	SF37	7	22	3:45
12/9/12 @ Buffalo	15-12	7-12	4	4:55	0:48	Gibson 13t catch	SR16	BB13	14	84	4:07
9/8/13 Arizona	27-24	24-24	4	1:45	0:40	Zuerlein 48 FG	SR20	AC30	8	50	1:05
12/11/16	@ Jacksonville	25-16	12-16	4	3:46 (3)	14:18	Asiatia 1t run	MV38	JJ1	9	62	4:37



#63

DYLAN BRADLEY

POSITION: DEFENSIVE TACKLE
HEIGHT/WEIGHT: 6-1/286
DOB: 2-4-95
HOMETOWN: MACON, MS

COLLEGE: SOUTHERN MISSISSIPPI
ACQUIRED: UDFA '17
NFL SEASON: R
VIKINGS SEASON: R

2017 GP/GS
PS

Career GP/GS
0/0

Playoffs GP/GS
0/0

• Joins fellow Southern Miss alums DT Tom Johnson, and T Rashod Hill on the Vikings roster. Vikings practice squad QB Kyle Sloter was also a teammate of Bradley before transferring from Southern Miss.

• Uncle Jason Hatcher, played 147 career games during his 10-year NFL career for the Cowboys (2006-13) and Redskins (2014-15).

OFF THE FIELD Majored in sports management while at Southern Miss...Uncle Jason Hatcher, played 147 career games during his 10-year NFL career for the Cowboys (2006-13) and Redskins (2014-15).

2017 Signed to the Vikings practice squad on 9/3/17.

PRO Spent the 2017 offseason and preseason with the Vikings after going undrafted in the 2017 NFL draft...Signed to the Vikings practice squad on 9/3/17.

COLLEGE Totaled 190 tackles (96 solo), 37.5 TFL, 18.0 sacks, 5 PDs, 3 FF and 1 FR in 46 career games (31 starts) during his 4 years at Southern Miss...Received All-Conference USA 1st-Team and Honorable Mention recognition as a senior and junior, respectively... Started all 13 games as a senior and led the Golden Eagles in sacks (8.5), TFL (15.5) and blocked 2 kicks...Turned in the performance of his career in the Golden Eagles defeat of Kentucky, totaling 7 tackles, 2 TFL, 1.0 sack and a FF/FR in Southern Mississippi's 44-35 comeback victory.

PREP Attended Noxubee County HS and led the Tigers to a 16-0 record and Class 4A state title as a senior...Named the MHSAA Class 4A All-State Defensive Player of the Year and to the All-State Defensive Team by the *Clarion-Ledger*.



#5

TEDDY BRIDGEWATER

POSITION: QUARTERBACK
HEIGHT/WEIGHT: 6-2/215
DOB: 11-10-92
HOMETOWN: MIAMI, FL

COLLEGE: LOUISVILLE
ACQUIRED: D1b (#32) '14
NFL SEASON: 4
VIKINGS SEASON: 4

2017 GP/GS
0/0

Career GP/GS
29/28

Playoffs GP/GS
1/1

• Activated off the PUP list on 11/8/17.

• Guided Vikings to NFC North title in 2015, going 11-5, and earned a spot in the **Pro Bowl**.

• Named **Pepsi Rookie of the Year**, selected as QB on PFWA's **All-Rookie** team and twice named **Pepsi NFL Rookie of the Week** for games vs. Atlanta (9/28/14) and vs. Carolina (11/30/14).

OFF THE FIELD Earned bachelor's degree in December 2013, majoring in sports administration...Mother, Rose Murphy, is a breast cancer survivor...Mother took part in Vikings tradition of sounding the Gjallarhorn vs. Detroit (10/12/14) as part of Breast Cancer Awareness Month...Prior to NFL Draft, he followed through on a promise he made his mother in his youth that he would get her a pink Escalade, presenting the gift to her with the help of Cadillac...Has military ties with his father serving in the U.S. Army and his uncle serving in the U.S. Navy...Served as Grand Marshall of the 2015 Kentucky Derby and gave the "Riders Up" command at the start of the race...Honored as a Distinguished Alumni by University of Louisville in fall 2015...Enjoys photography as a hobby.

HONORS Named the Vikings 2016 **Ed Block Courage Award** winner...Selected to **Pro Bowl** following 2015 season...Named the **Pepsi NFL Rookie of the Year**...Named to 2014 PFWA **All-Rookie** team...Selected twice as **Pepsi NFL Rookie of the Week** for games vs. Atlanta (9/28/14) and vs. Carolina (11/30/14)...Named Vikings **Rookie of the Year** and **Offensive Player of the Year**.

PRO Tied for 4th in the NFL from Week 13 of 2014 through the 2015 season (21 games) with 14 wins as a starter...Has a 17-11 record as a starter...Posted 11-5 mark and started all 16 games for the Vikings in 2015, winning the NFC North for the 1st time since 2009 and hosting a Wild Card Playoff game...Tied Fran Tarkenton (vs. Chicago, 9/17/61) for Vikings record with 4 TD passes and 1 TD run in a game, posting a career-best 154.4 passer rating (2nd in club history) in 38-17 win vs. Chicago (12/20/15)...Set virtually every Vikings rookie QB record...Posted 6-6 record in his 12 starts in 2014...Ranked among the NFL's top QBs in the month of December 2014 in passer rating and completion percentage...Had 3rd-highest completion percentage by a rookie QB in NFL history and the 7th-highest passer rating by a rookie QB...Matched Vikings season record with 4 comeback wins, the most by a rookie...Drafted #32 overall in 2014 with a choice obtained from Seattle in trade...The 4th QB the Vikings have drafted in the 1st round...The 3rd QB selected in 2014 behind Blake Bortles (#3, Jacksonville) and Johnny Manziel (#22, Cleveland).

2017 Active but did not play in Weeks 11-13...Active for the 1st time since January of 2016 but did not play at Washington (11/12)...Joined the active roster on 11/8...Returned to practice on 10/18...Placed on the PUP list on 9/2 while still recovering from knee surgery.

2016 Received the **Ed Block Courage Award** after missing the entire season due to a knee injury suffered in practice leading into the preseason finale...Placed on Injured Reserve on 8/31.

2015 Started all 16 games and led team to NFC North title and Wild Card playoff berth...Earned **Pro Bowl** berth...Notched 11-5 mark as a starter, tied for 2nd-best mark for the team since 2000...After a 2-2 start to the season, the Vikings went 9-3 the rest of the year, including a 5-game win streak in games 5-9... The Vikings 5-3 mark in road games was the best for the team since the record-setting 1998 team was 7-1...The NFC North crown was 1st for Vikings since 2009, wrestling the title away from Green Bay in the regular-season finale at Lambeau Field (1/3/16)...Notched 3rd-best single-season completion percentage in Vikings history at 65.3, trailing only Daunte Culpepper's 69.2 in 2004 and Brett Favre's 68.4 in 2009...Had career-best 154.4 passer rating in 38-17 win vs. Chicago (12/20), the 2nd-best mark in team history and tied a club record held since the 1st game in team history by Fran Tarkenton (vs. Chicago, 9/17/61) with 4 TD passes and 1 TD run in a game...Had 2 games on the season where he distributed passes to 11 different players, the most different receivers in a game by a lone QB in team history...Keyed comeback in the 4th quarter at Chicago (11/1).

2014 Posted best season by a Vikings rookie QB in team history on his way to being named **Pepsi NFL Rookie of the Year**... Named to PFWA **All-Rookie** team...Twice named **Pepsi NFL Rookie of the Week** during season...Saw 1st game action at New Orleans (9/28) when he came in during the 2nd quarter for injured starter Matt Cassel and hit 12 of 20 passes for 150 yards and ran 6 times for 27 yards...Became the 3rd Vikings rookie QB to win his 1st career start with 41-28 outing vs. Atlanta (9/28), throwing for 317 yards, the most by a Vikings rookie in his 1st start, and running for 1st career TD. Led team back from 4th quarter deficit for the win and connected with TE Rhett Ellison on a 2-point conversion pass en route to **Pepsi NFL Rookie of the Week** honors...Started 2nd career game and suffered 1st loss vs. Detroit (10/12), throwing 1st INTs of career and was sacked 8 times...Threw 1st career TD to Cordarrelle Patterson on a 4-yard score at Buffalo (10/19)...Won 1st career road game and 2nd game overall at Tampa Bay (10/26), leading team back

from 4th quarter deficit to tie game 13-13 as time expired and force OT. Game was won on FR TD by fellow rookie Anthony Barr...Won 2nd consecutive game vs. Washington (11/2), bringing team back from a 4th-quarter deficit for the 3rd time on the season...Threw season-high 2 TDs vs. Green Bay (11/23) to Chase Ford and Greg Jennings...Matched season-best 2 TDs vs. Carolina (11/30), hitting Kyle Rudolph and Jennings for scores in 31-13 win to earn 2nd **Pepsi NFL Rookie of the Week** honor...Engineered 4th comeback win of the season vs. NY Jets (12/7) to tie team record. Hit Jarius Wright on 87-yard TD pass in OT for 2nd-longest OT game winner in NFL history and the 3rd-longest pass play in Vikings history...Set Vikings rookie record with 31 completions at Detroit (12/14).

COLLEGE Helped lead a resurgence at Louisville, winning back-to-back Big East titles (2011-2012) and making 3 bowl appearances, winning 2 - the Sugar Bowl over #4-ranked Florida to cap the 2012 season and the Russell Athletic Bowl over Miami in 2013, his final collegiate game...In his final 2 seasons, guided the Cardinals to a 23-3 record...In only 3 seasons at Louisville, left the school tied for the team record with 27 wins (27-9 as a starter), matching the wins of Dave Ragone (27-10)... Set school record with a 68.4% completion percentage and threw only 24 INTs in 1,142 pass attempts...As a junior in 2013, took team to 12-1 mark and win over Miami in bowl game... Only loss of the season came against Central Florida...Named 2nd-Team All-AAC with 1st-Team honors going to fellow 1st-round QB Bortles...2012 Big East Offensive Player of the Year as team won 2nd straight Big East title...Named MVP of 2013 Sugar Bowl win over #4-ranked Florida, 33-23...Made 1st start vs. Marshall in 2011...Was 0-3 in 1st 3 starts of his career before notching 1st win over Rutgers...Went 5-2 as a starter for final 7 games of freshman campaign.

PREP 3-year starter at QB for Northwestern (Miami) program... Ranked as #2 dual-threat QB in the country by Rivals.com... Selected to US Army All-American Bowl...Guided team to Class 6A state semi as a senior...Named 2nd-Team All-State (6A) as a junior...Led team to 6A state title game as a sophomore, falling to Seminole High...Set Dade County record with 7 TD passes in a game against Hialeah-Miami Lakes.

STEADY BRIDGEWATER

Teddy Bridgewater made an impact on the Vikings record book as the full-time starter in 2015. He led the club to the NFC North title with a 11-5 mark while starting all 16 games during his 2nd season in the NFL. His 65.3 completion % is the 4th-best in team history, and he notched the 2nd-best passer rating in a game in 2015 win vs. Chicago.

VIKINGS PASSER RATING IN A GAME

QB, GAME	RATING
Gus Fretotte, vs. San Francisco (9/28/03)	157.2
Teddy Bridgewater, vs. Chicago (12/20/15)	154.4
Warren Moon, vs. New Orleans (11/19/95)	152.9
Fran Tarkenton, vs. Houston (10/13/74)	151.8

VIKINGS COMPLETION % IN A GAME

QB, GAME	%
Brett Favre, vs. Seattle (11/22/09)	88.0 (22-25)
Brett Favre, at Detroit (9/20/09)	85.2 (23-27)
Teddy Bridgewater, vs. Chicago (12/20/15)	85.0 (17-20)

VIKINGS COMPLETION % IN A SEASON

QB, SEASON	%
Sam Bradford, 2016	71.6 (395 - 552)
Daunte Culpepper, 2004	69.2 (379-548)
Brett Favre, 2009	68.4 (363-531)
Teddy Bridgewater, 2015	65.3 (292-447)

VIKINGS CAREER 100+ PASSER RATING GAMES

QB	100+ GAMES
Fran Tarkenton	40
Daunte Culpepper	30
Tommy Kramer	16
Brad Johnson	12
Brett Favre	11
Wade Wilson	10
Sam Bradford	9
Randall Cunningham	9
Teddy Bridgewater	8

DO CALL IT A COMEBACK

Teddy Bridgewater has shown grace under pressure in leading the Vikings to 5 career comeback wins in the 4th quarter or overtime. His 4 comeback victories as a rookie tied the Vikings record for a season.

VIKINGS 4TH QUARTER/OT COMEBACK WINS IN A SEASON

QB	WINS
Teddy Bridgewater, 2014, rookie	4
Daunte Culpepper, 2002, 4th year	4
Daunte Culpepper, 2000, 2nd year	4
Jeff George, 1999, 10th year	4
Brad Johnson, 1997, 6th year	4
Brad Johnson, 1996, 5th year	4
Warren Moon, 1994, 11th year	4
Tommy Kramer, 1985, 9th year	4
Tommy Kramer, 1980, 4th year	4

VIKINGS 4TH QUARTER/OT COMEBACK WINS IN A CAREER

QB	WINS
Fran Tarkenton	19
Tommy Kramer	18
Daunte Culpepper	14
Brad Johnson	11
Warren Moon	8
Wade Wilson	7
Teddy Bridgewater	5

TEDDY AS HE GOES

After finding his groove as the Vikings starter as a rookie, Teddy Bridgewater continued to improve statistically and win games, many in comeback fashion. His victories rank among the NFL leaders and his poise is ahead of his years.

NFL QB WINS - 2014 WEEK 13 THROUGH 2015 (21 GMS)

QB	WINS
Cam Newton, Carolina.....	18
Tom Brady, New England.....	15
Russell Wilson, Seattle.....	15
Teddy Bridgewater, Minnesota	14
Aaron Rodgers, Green Bay.....	14

NFL COMPLETION % - 2014 WEEK 13 THROUGH 2015 (21 GMS)

QB	COMP %
Kirk Cousins, Washington	69.8
Drew Brees, New Orleans.....	67.8
Teddy Bridgewater, Minnesota	67.0
Ben Roethlisberger, Pittsburgh	67.0

TOUGH IN THE CLUTCH

The 2015 Vikings won the final 3 regular-season games to finish 11-5 and claim the NFC North title with a win at Lambeau Field, snapping the Packers 4-season run as champs. It was the 1st Vikings win at Green Bay since 2009, also the last season the Vikings won the NFC North.

2015 NFL 3RD-DOWN PASSER RATING - WEEKS 14-17

QB	RATING
Kirk Cousins.....	140.5
Teddy Bridgewater	134.4

2015 NFL 3RD-DOWN COMPLETION % - WEEKS 14-17

QB	%
Alex Smith.....	81.8 (18-22)
Russell Wilson.....	78.4 (29-37)
Teddy Bridgewater	76.5 (26-34)
Jay Cutler	76.5 (26-34)

BRIDGEWATER'S NFL TOTALS

Year.....	GP/GS	Att	Comp	Pct	Yds	TD	INT	Lg	Sk/Yds	Rtg	Rush	Yds	TD
2014 (Min).....	13/12	402	259	64.4	2,919	14	12	87t	39/249	85.2	47	209	1
2015 (Min).....	16/16	447	292	65.3	3,231	14	9	52	44/307	88.7	44	192	3
Playoffs.....	1/1	24	17	70.8	146	0	0	24	3/21	86.5	3	0	0
2016 (Min).....	0/0	INJURED RESERVE											
Totals	29/28	849	551	64.9	6,150	28	21	87t	83/556	87.0	91	401	4
Playoffs.....	1/1	24	17	70.8	146	0	0	24	3/21	86.5	3	0	0

Record as Starter (regular/playoffs): 17-11/0-1; 6-6 in 2014, 11-5/0-1 in 2015.

SINGLE-GAME CAREER HIGHS

Attempts	42.....	at Tampa Bay, 10/26/14; vs. Washington, 11/2/14
Completions	31.....	at Detroit, 12/14/14
Passing Yards	335.....	at Arizona, 12/10/15
Passing TDs	4.....	vs. Chicago, 12/20/15
Passer Rating (min. 20).....	154.4.....	vs. Chicago, 12/20/15
Interceptions	3.....	vs. Detroit, 10/12/14
Long Pass	87t.....	vs. NY Jets, 12/7/14
2-Point Conversions	1.....	vs. Atlanta, 9/28/14 (to R. Ellison); vs. Green Bay, 11/23/14 (to C. Johnson); vs. St. Louis, 11/8/15
Rushes.....	6.....	at New Orleans, 9/21/14; vs. Chicago, 12/28/14; vs. Detroit, 9/20/15
Rush Yards.....	43.....	vs. Green Bay, 11/22/15
Rushing TD.....	1.....	vs. Atlanta, 9/28/14; vs. Detroit, 9/20/15; vs. St. Louis, 11/8/15; vs. Chicago, 12/20/15

BRIDGEWATER ANSWERS THE BELL

Teddy Bridgewater had a career game vs. Chicago (12/20/15), throwing for 4 TDs, posting one of the highest passer ratings and completion % marks in Vikings history. He earned a spot in the Vikings record book as a rookie with an 87-yard game-winning TD in OT over the NY Jets (12/7/14). It stands as the 3rd-longest pass play in team history and is the longest OT game-winning pass play in Vikings history.

LONGEST PASS PLAYS IN VIKINGS HISTORY

PLAY	YDS
G. Frerotte to B. Berrian, vs. Chicago (10/30/08)	99t
F. Tarkenton to C. Ferguson, at Chicago (11/11/62)	89t
T. Bridgewater to J. Wright, vs. NYJ (12/7/14).....	87t
G. Frerotte to B. Berrian, vs. Detroit (10/12/08)	86t
W. Moon to Q. Ismail, vs. Detroit (9/10/95)	85t
J. Kapp to G. Washington, vs. St. Louis (10/8/67)	85t

LONGEST GAME-WINNING OT TD PASSES IN VIKINGS HISTORY

PLAY	YDS
T. Bridgewater to J. Wright, vs. NYJ (12/7/14).....	87t
W. Moon to C. Carter, vs. Chicago (12/1/94)	65t

VIKINGS QBs WITH 4 PASSING TDs AND 1 RUSHING TD

PLAYER, GAME	
T. Bridgewater vs. Chicago (12/20/15).....	W, 38-17
F. Tarkenton, vs. Chicago (9/17/61)	W, 37-13

BRIDGEWATER'S CAREER GAME-BY-GAME (*starts; scores for games started only; games with 100+ passer rating in bold)

2014 MINNESOTA	Att.	Comp.	Yards	Pct.	TD	INT	Lg	Sk/Yds	Rating	Rush	Yds	TD	Score
9/7	@ St. Louis												DID NOT PLAY
9/14	New England												DID NOT PLAY
9/21	@ New Orleans	20	12	150	60.0	0	0	41	2/15	83.3	6	27	0
9/28	Atlanta*	30	19	317	63.3	0	0	52	0/0	98.9	5	27	1 W 41-28
10/2	@ Green Bay												INACTIVE
10/12	Detroit*	37	23	188	62.1	0	3	18	8/45	41.3	3	11	0 L 3-17
10/19	@ Buffalo*	26	15	157	57.7	1	2	38	5/39	56.1	1	7	0 L 16-17
10/26	@ Tampa Bay*	42	24	241	57.1	1	0	28	1/6	81.5	1	3	0 W 19-13(OT)
11/2	Washington*	42	26	268	61.9	1	0	22	2/16	88.2	3	20	0 W 29-26
11/16	@ Chicago*	28	18	158	64.2	1	1	24	2/11	76.2	4	2	0 L 13-21
11/23	Green Bay*	37	21	210	56.8	2	1	23	2/14	79.8	5	32	0 L 21-24
11/30	Carolina*	21	15	138	71.4	2	0	35	3/20	120.7	2	12	0 W 31-13
12/7	NY Jets*	27	19	309	70.3	2	1	87t	3/12	117.7	3	7	0 W 30-24(OT)
12/14	@ Detroit	41	31	315	75.6	1	2	40	4/31	84.9	3	30	0 L 14-16
12/21	@ Miami*	26	19	259	73.1	2	1	40	4/12	114.1	5	13	0 L 35-37
12/28	Chicago*	25	17	209	68.0	1	1	44t	3/19	90.2	6	18	0 W 13-9
2014	GP/GS: 13/12	402	259	2,919	64.4	14	12	87t	39/249	85.2	47	209	1

2015 MINNESOTA	Att.	Comp.	Yards	Pct.	TD	INT	Lg	Sk/Yds	Rating	Rush	Yds	TD	Score
9/14	@ San Francisco*	32	23	231	71.9	0	1	27	5/64	79.0	3	16	0 L 3-20
9/20	Detroit*	18	14	153	77.8	1	0	49	1/2	120.6	6	21	1 W 26-16
9/27	San Diego*	24	13	121	54.4	0	1	19	0/0	50.9	1	-1	0 W 31-14
10/4	@ Denver*	41	27	269	65.9	1	0	25	7/57	92.4	3	23	0 L 20-23
10/18	Kansas City*	31	17	249	54.8	1	2	52	2/12	65.1	3	-5	0 W 16-10
10/25	@ Detroit*	35	25	316	71.4	2	0	49	4/31	118.0	3	1	0 W 28-19
11/1	@ Chicago*	30	17	187	56.7	1	1	40t	1/7	72.5	2	21	0 W 23-20
11/8	St. Louis*	21	13	144	61.9	0	1	30	0/0	62.4	3	17	1 W 21-18 OT
11/15	@ Oakland*	22	14	140	63.6	1	0	37	4/18	96.8	2	13	0 W 30-14
11/22	Green Bay*	37	25	296	67.6	1	0	47t	6/48	100.7	4	43	0 L 13-30
11/29	@ Atlanta*	28	20	174	71.4	0	1	23	0/0	72.6	4	-3	0 W 20-10
12/6	Seattle*	28	17	118	60.7	0	1	25	4/24	55.4	1	2	0 L 7-38
12/10	@ Arizona*	36	25	335	69.4	1	0	41	3/18	108.0	1	3	0 L 20-23
12/20	Chicago*	20	17	231	85.0	4	0	34	1/10	154.4	4	17	1 W 38-17
12/27	NY Giants*	25	15	168	60.0	1	0	28t	3/18	93.4	2	12	0 W 49-17
1/3	@ Green Bay*	19	10	99	52.6	0	1	22	3/8	45.7	2	2	0 W 20-13
2015	GP/GS: 16/16	447	292	3,231	65.3	14	9	52	44/307	88.7	44	192	3

2015 PLAYOFFS

1/10	Seattle* (WC)	24	17	146	70.8	0	0	24	3/21	86.5	3	0	0 L 9-10
------	---------------	----	----	-----	------	---	---	----	------	------	---	---	----------

BRIDGEWATER'S CAREER 4TH-QUARTER/OVERTIME COMEBACK WINS

Date	Opponent	Final Score	Pre Drive Score	QTR	Drive Start	Drive End	Scoring Play	Start LOS	Last LOS	Drive Plays	Net Yds	Time Poss.
9/28/14	vs. Atlanta	41-28	27-28	4	14:41	10:50	Asiata 1 run	MV22	AF1	9	78	3:51
10/26/14	at Tampa Bay^	19-13	10-12	4	2:02	0:00	Walsh 38 FG	MV20	TB19	9	61	2:02
11/2/14	vs. Washington	29-26	21-26	4	9:01	3:27	Asiata 1 run; 2 pt run	MV27	WR1	12	73	5:34
12/7/14	vs. NY Jets	30-24	24-24	OT	12:00	10:21	Wright 87t catch	MV8	MV13	3	82	1:39
11/1/15	at Chicago*	23-20	13-20	4	4:55	1:49	Diggs 40t catch	MV16	CB40	7	84	3:06
		23-20	20-20	4	1:00	0:00	Walsh 36 FG	MV34	CB18	4	48	1:00

^ - Bridgewater led drive to tie game in 4th Qtr, which was won in OT on a Vikings defensive TD


* - Bridgewater led drives to tie game and then win game in 4th Qtr

BRIDGEWATER'S TOUCHDOWNS

GAME	Play
vs. Atlanta, 9/28/1413 run
@ Buffalo, 10/19/144 pass to C. Patterson
@ Tampa Bay, 10/26/1417 pass to G. Jennings
vs. Washington, 11/2/1420 pass to C. Ford
@ Chicago, 11/16/147 pass to R. Ellison
vs. Green Bay, 11/23/1422 pass to C. Johnson, 5 pass to G. Jennings
vs. Carolina, 11/30/144 pass to K. Rudolph, 17 pass to G. Jennings
vs. Jets, 12/7/1456 pass to C. Johnson, 87 pass to J. Wright
@ Detroit, 12/14/148 pass to G. Jennings
@ Miami, 12/21/1421 pass to G. Jennings, 8 pass to J. Wright
vs. Chicago, 12/28/1444 pass to A. Thielen
vs. Detroit, 9/20/155 pass to K. Rudolph, 1 run
at Denver, 10/4/154 pass to M. Wallace
vs. Kansas City, 10/18/154 pass to K. Rudolph
at Detroit, 10/25/151 pass to K. Rudolph, 36 pass to S. Diggs
at Chicago, 11/1/1540 pass to S. Diggs
vs. St. Louis, 11/8/156 run
at Oakland, 11/15/1511 pass to R. Ellison
vs. Green Bay, 11/22/1547 pass to K. Rudolph
at Arizona, 12/10/157 pass to M. Wallace
vs. Chicago, 12/20/1515 pass to S. Diggs, 17 pass to J. McKinnon, 33 pass to S. Diggs, 21 run, 4 pass to Z. Line
vs. NY Giants, 12/27/1528 pass to K. Rudolph
Total32 (28 passing, 4 rushing)

BRIDGEWATER'S 2-POINT CONVERSIONS

GAME	Play
vs. Atlanta, 9/28/14pass to R. Ellison
vs. Green Bay, 11/23/14pass to C. Johnson
vs. St. Louis, 11/8/15run (scored TD on 6-yd run and scored 2-pt conversion on same drive)
Total3 (2 passing, 1 rushing)



#24

TRAMAIRE BROCK

POSITION: CORNERBACK
HEIGHT/WEIGHT: 5-10/197
DOB: 8-20-88
HOMETOWN: LONG BEACH, MS

COLLEGE: BELHAVEN
ACQUIRED: T (SEA) '17
NFL SEASON: 8
VIKINGS SEASON: 1

2017 GP/GS
9/0

Career GP/GS
88/40 (80/40 - SF;8/0 - MIN)

Playoffs GP/GS
8/3

- First player from Belhaven University to play in the NFL.
- Has totaled 11 INTs throughout his career, including a career-high 5 in 2013.
- The Vikings 2nd-most experienced DB behind 15-year veteran CB Terence Newman.

OFF THE FIELD 1st played from Belhaven University to play in the NFL...Had his jersey retired by Belhaven in 2011 for his accomplishments in both the collegiate and professional levels...Would like to remain in athletics either as a coach or a personal trainer after his NFL career...Son of Marsha Gardner.

PRO Appeared in 80 regular season games with 40 starts over 7 seasons with the 49ers...Originally signed as an undrafted rookie FA by SF on 4/26/10...Waived by SF on 9/14/10...Signed to SF practice squad on 9/15/10...Promoted to SF active roster on 9/20/10...Waived by SF on 10/12/10...Signed to SF practice squad on 10/14/10...Promoted to SF active roster on 10/27/10...Re-signed a 1-year contract as exclusive rights FA on 4/20/12...Was tendered a 1-year contract by SF on 3/7/13...Re-signed one-year contract on 4/15/13...Signed a 4-year contract extension on 11/22/13...Cut by the 49ers on 4/7/17...Signed by the Seahawks on 8/16/17...Traded to the Vikings on 9/2/17.

2017 Contributed on special teams at Atlanta (12/3)...Recorded an assisted tackle and a PD at Detroit (11/23)...Posted 2 solo tackles and a special teams tackle vs. Los Angeles (11/19)...Tallied 2 solo tackles at Washington (11/12)...Played on special teams vs. Cleveland (10/29) at Twickenham stadium in London, England as a part of the NFL's International series...Active but did not play vs. Baltimore (10/22)...Played on special teams with 1 special teams tackle vs. Green Bay (10/15) and at Chicago (10/9)...Contributed on defense and special teams vs. Detroit (10/1)...Made his Vikings debut vs. Tampa Bay (9/24) and contributed on defense...Inactive Week 1 vs. New Orleans (9/11) and Week 2 at Pittsburgh (9/17)...Acquired via trade by the Vikings on 9/2 from the Seahawks.

2016 Started all 16 games for the first time his career, setting a single-season career-high in total tackles (67) with 50 solo tackles, 1 INT and the 1st FF on his career...Registered at least 1 solo tackle in 15 of the 16 games...Turned in at least 5 tackles in 5 consecutive weeks (Week 5-7, 9-10).

2015 Started and appeared in 15 games, setting single-season career-highs in total tackles (63) and solo tackles (50)...Missed 1 game (vs. Atlanta, 11/8) due to a shin injury...Posted 4 tackles (3 solo) and an INT vs. Minnesota (9/14)...Registered career-highs in both total tackles (10) and solo tackles (7) at New York Giants (10/11) with an INT...Posted 5 tackles (3 solo) and an INT vs. Seattle (10/22).

2014 Appeared in 3 games, making 2 starts, missed 13 games due to toe and hamstring injuries... Totaled 9 tackles (7 solo) in his 3 games of action.

2013 Appeared in 16 games, making 7 starts, including the 1st start of his career vs. Houston (10/6)..Totaled 44 tackles (36 solo) 5 INTs and 15 PDs during his 1st season with a major role on defense...Tallied a career-high 2 INTs vs. Houston (10/6)... Posted a career-high 6 solo tackles at Jacksonville (10/27)... Started the 49ers 3 playoff games,totaling 13 tackles (11 solo).

2012 Appeared in all 16 games for the first time in his career... Totaled 3 tackles and 2 PD on the year...Appeared in the 49ers 3 playoff games, registering 3 tackles vs. Green Bay (1/12/13) in the Divisional Round...Appeared in Super Bowl XLVII.

2011 Appeared in 11 games...Totaled 5 tackles and 2 INTs on the year...Recorded his first career INT vs. Seattle (9/11) and tallied his 2nd the following week vs. Dallas (9/18) .

2010 Made his NFL debut on 10/31/10 vs. Denver after spending the first 5 weeks inactive and Weeks 6-7 on the team's practice squad...Saw action at Green Bay (12/5)...Tallied his first career tackle vs. Arizona (1/2/11), posting 3 total tackles. .

COLLEGE Attended one of the nation's top junior college programs, Mississippi Gulf Coast...Helping the Bulldogs to a perfect 12-0 record and a share of the NJCAA National Championship as a sophomore...Totaled 72 tackles, 7 INTs and 2 FFs in 17 games at MGC...Spent his junior season at Minnesota, totaling 73 tackles, 6 PDs, 1 INT, 3 FFs and 1 FR, before transferring to Belhaven...In 11 games as a senior at Belhaven, posted 51 tackles, 13.5 TFLs, 2.5 sacks, 6 INTs, 10 PDs and 1 FR, while also returning 29 kicks for 505 yards...He is the only Belhaven grad to play in the NFL.

PREP Attended Long Beach (MS) Senior HS...Worked many part-time jobs in HS, including Sparkle Car Cleaning, Krispy Kreme and Sonic.

BROCK'S NFL TOTALS

Year.....	GP/GS	Tackles				INTs	PBU	TFL	QBH	FF/FR	Special Teams
		Solo	Asst.	Total	Sacks						
2010 (SF)	13/0	3	0	3	0.0	0	0	0.0	-	0/0	3
2011 (SF)	11/0	5	0	5	0.0	4	4	0.0	-	0/0	2
Playoffs.....	2/0	4	1	5	0.0	0	0	0.0	-	0/0	1
2012 (SF)	16/0	2	1	3	0.0	2	1	0.0	-	0/0	15
Playoffs.....	3/0	3	0	3	0.0	0	0	0.0	-	0/0	1
2013 (SF)	16/7	36	8	44	0.0	5	15	0.0	-	0/0	2
Playoffs.....	3/3	11	2	13	0.0	0	0	0.0	-	0/0	0
2014 (SF)	3/2	7	2	9	0.0	0	0	0.0	-	0/0	0
2015 (SF)	15/15	50	13	63	0.0	3	11	0.0	-	0/0	0
2016 (SF)	16/16	50	17	67	0.0	1	14	0.0	-	1/0	0
2017 (Min)	9/0	4	1	5	0.0	0	1	0.0	0	0/0	3
Totals	89/40	157	42	199	0.0	11	44	0.0	-	1/0	25
Playoffs	8/3	18	3	21	0.0	0	0	0.0	-	0/0	2

SINGLE-GAME CAREER HIGHS

Tackles.....10.....at New York Giants, 10/11/15
 Solo Tackles.....7.....at New York Giants, 10/11/15
 Passes Defensed3.....vs. Arizona, 10/6/16
 Forced Fumble.....1.....at Buffalo, 10/16/16
 Interception.....2.....vs. Houston, 10/6/13
 Long INT Return.....41.....vs. Carolina, 11/10/13

BROCK'S INTERCEPTIONS

GAME	QB	INT
vs. Seahawks, 9/11/11	Tarvaris Jackson	1 (0)
vs. Cowboys, 9/18/11	Jon Kitna	1 (18)
vs. Texans, 10/6/13	Matt Schaub	2 (18t, 13)
at Titans, 10/20/13	Jake Locker	1 (10)
vs. Panthers, 11/10/13	Cam Newton	1 (41)
vs. Falcons, 12/23/13	Matt Ryan	1 (0)
vs. Vikings, 9/14/15	Teddy Bridgewater	1 (26)
at Giants, 10/11/15	Eli Manning	1 (0)
vs. Seahawks, 10/22/15	Russell Wilson	1 (0)
at LA Rams, 12/24/16	Jared Goff	1 (39)

BROCK'S CAREER GAME-BY-GAME (* - STARTS)

2010 (SF).....U A T TFL SK QH FF FR INT PD
 at SEA - 9/12INACTIVE
 vs. NO - 9/20INACTIVE
 at KC - 9/26INACTIVE
 at ATL - 10/3INACTIVE
 vs. PHI - 10/10INACTIVE
 vs. OAK - 10/17PRACTICE SQUAD
 at CAR - 10/24PRACTICE SQUAD
 vs. DEN - 10/31 ...0 0 0 0 0.0 -- 0 0 0 0 0
 vs. STL - 11/14INACTIVE
 vs. TB - 11/21INACTIVE
 at ARI - 11/29INACTIVE
 at GB - 12/50 0 0 0 0.0 -- 0 0 0 0 0
 vs. SEA - 12/12INACTIVE
 at SD - 12/16INACTIVE
 at STL - 12/26INACTIVE
 vs. ARI - 1/2/113 0 3 0 0.0 -- 0 0 0 0 0
2010.....GP/GS: 3/0.....3 0 3 0 0.0 -- 0 0 0 0 0

2011 (SF).....U A T TFL SK QH FF FR INT PD
 vs. SEA - 9/11.....1 0 1 0 0 -- 0 0 1 1
 vs. DAL - 9/18.....4 0 4 0 0 0 -- 0 0 1 1
 at CIN - 9/25.....0 0 0 0 0.0 -- 0 0 0 0 0
 at PHI - 10/2.....0 0 0 0 0.0 -- 0 0 0 0 0
 vs. TB - 10/9INACTIVE
 at DET - 10/16INACTIVE
 vs. CLE - 10/30.....INACTIVE
 at WAS - 11/6.....0 0 0 0 0.0 -- 0 0 0 0 0
 vs. NYG - 11/130 0 0 0 0.0 -- 0 0 0 0 0
 vs. ARI - 11/20.....0 0 0 0 0.0 -- 0 0 0 0 0
 at BAL - 11/240 0 0 0 0.0 -- 0 0 0 0 0
 vs. STL - 12/40 0 0 0 0.0 -- 0 0 0 0 0
 at ARI - 12/11.....0 0 0 0 0.0 -- 0 0 0 0 0
 vs. PIT - 12/19INACTIVE
 at SEA - 12/24INACTIVE
 at STL - 1/1/12.....0 0 0 0 0.0 -- 0 0 0 0 2
2011 GP/GS: 11/0.....5 0 5 0 0.0 -- 0 0 2 4 4

2011 PLAYOFFS

vs. NO - 1/14/12 ...0 0 0 0 0.0 -- 0 0 0 0 0
 vs. NYG - 1/22/12.4 1 5 0 0.0 -- 0 0 0 0 0
Totals...GP/GS: 2/0.....4 1 5 0 0.0 -- 0 0 0 0 0

2012 (SF)	U	A	T	TFL	SK	QH	FF	FR	INT	PD	2015 (SF)	U	A	T	TFL	SK	QH	FF	FR	INT	PD
at GB - 9/9	0	0	0	0.0	--	0	0	0	0	0	vs. MIN - 9/14	3	1	4	0	0.0	--	0	0	1	2
vs. DET - 9/16	0	0	0	0.0	--	0	0	0	0	0	at PIT - 9/20	3	1	4	0	0.0	--	0	0	0	0
at MIN - 9/23	0	0	0	0.0	--	0	0	0	0	0	at ARI - 9/27	6	2	8	0	0.0	--	0	0	0	0
at NYJ - 9/30	0	0	0	0.0	--	0	0	0	0	0	vs. GB - 10/4	2	0	2	0	0.0	--	0	0	0	0
vs. BUF - 10/7	1	0	1	0	0.0	--	0	0	0	0	at NYG - 10/11	7	3	10	0	0.0	--	0	0	1	1
vs. NYG - 10/14	0	0	0	0.0	--	0	0	0	0	0	vs. BAL - 10/18	5	1	6	0	0.0	--	0	0	0	2
vs. SEA - 10/18	0	0	0	0.0	--	0	0	0	0	0	vs. SEA - 10/22	3	2	5	0	0.0	--	0	0	1	1
at ARI - 10/29	0	0	0	0.0	--	0	0	0	0	0	at STL - 11/1	3	1	4	0	0.0	--	0	0	0	1
vs. STL - 11/11	0	0	0	0.0	--	0	0	0	0	0	vs. ATL - 11/8	INACTIVE								
vs. CHI - 11/19	0	0	0	0.0	--	0	0	0	0	0	at SEA - 11/22	6	1	7	0	0.0	--	0	0	0	0
at NO - 11/25	0	0	0	0.0	--	0	0	0	0	0	vs. ARI - 11/29	5	0	5	0	0.0	--	0	0	1	1
at STL - 12/2	0	0	0	0.0	--	0	0	0	0	0	at CHI - 12/6	4	0	4	0	0.0	--	0	0	0	2
vs. MIA - 12/9	0	0	0	0.0	--	0	0	0	0	0	at CLE - 12/13	0	0	0	0	0.0	--	0	0	0	0
at NE - 12/16	0	0	0	0.0	--	0	0	0	0	0	vs. CIN - 12/20	0	0	0	0	0.0	--	0	0	0	0
at SEA - 12/23	0	1	1	0	0.0	--	0	0	0	0	at DET - 12/27	2	0	2	0	0.0	--	0	0	0	1
vs. ARI - 12/30	1	0	1	0	0.0	--	0	0	0	1	vs. STL - 1/3/16	1	1	2	0	0.0	--	0	0	0	0
2012.GP/GS: 16/0	2	1	3	0	0.0	--	0	0	0	1	2015..GP/GS: 15/15	10	13	63	0	0.0	--	0	0	3	11

2012 PLAYOFFS

vs. GB - 1/12/13	3	0	3	0	0.0	--	0	0	0	0
at ATL - 1/20/13	0	0	0	0.0	--	0	0	0	0	0
vs. BAL - 2/3/13	0	0	0	0.0	--	0	0	0	0	0
Totals...GP/GS: 3/0	3	0	3	0	0.0	--	0	0	0	0

2013 (SF)	U	A	T	TFL	SK	QH	FF	FR	INT	PD
at CHI - 9/8	0	0	0	0.0	--	0	0	0	0	0
vs. PIT - 9/15	0	1	1	0	0.0	--	0	0	0	0
vs. GB - 9/22	0	0	0	0.0	--	0	0	0	0	0
at CLE - 9/26	3	0	3	0	0.0	--	0	0	0	2
vs. NE - 10/6	2	2	4	0	0.0	--	0	0	2	2
at BUF - 10/13	4	0	4	0	0.0	--	0	0	0	0
at DET - 10/20	2	0	2	0	0.0	--	0	0	1	2
vs. NYJ - 10/27	6	0	6	1	0.0	--	0	0	0	1
at MIA - 11/10	2	0	2	0	0.0	--	0	0	1	1
at BAL - 11/17	1	0	1	0	0.0	--	0	0	0	1
vs. CLE - 11/25	3	1	4	0	0.0	--	0	0	0	0
at SD - 12/1	1	0	1	0	0.0	--	0	0	0	1
vs. IND - 12/8	1	1	2	0	0.0	--	0	0	0	1
at PIT - 12/15	4	0	4	0	0.0	--	0	0	0	1
vs. MIN - 12/23	3	3	6	0	0.0	--	0	0	1	2
vs. BAL - 12/29	4	0	4	0	0.0	--	0	0	0	1
2013...GP/GS: 16/7	36	8	44	0	0.0	--	0	0	5	15

2013 PLAYOFFS

vs. SD - 1/5/14	3	0	3	0	0.0	--	0	0	0	0
at CAR - 1/12/14	3	1	4	0	0.0	--	0	0	0	0
vs. BAL - 1/19/14	5	1	6	0	0.0	--	0	0	0	0
Totals...GP/GS: 3/3	11	2	13	0	0.0	--	0	0	0	0

2014 (SF)	U	A	T	TFL	SK	QH	FF	FR	INT	PD
at BAL - 9/7	2	1	3	0	0.0	--	0	0	0	0
vs. ATL - 9/14	INACTIVE								
vs. TEN - 9/21	INACTIVE								
at NE - 10/5	INACTIVE								
vs. CAR - 10/12	INACTIVE								
at IND - 10/19	INACTIVE								
vs. BAL - 10/26	4	1	5	0	0.0	--	0	0	0	0
vs. JAX - 11/2	INACTIVE								
vs. CLE - 11/6	1	0	1	0	0.0	--	0	0	0	0
at NO - 11/16	INACTIVE								
at HOU - 11/23	INACTIVE								
at TB - 11/30	INACTIVE								
vs. PIT - 12/7	INACTIVE								
at CLE - 12/14	INACTIVE								
vs. DEN - 12/22	INACTIVE								
at PIT - 12/28	INACTIVE								
2014....GP/GS: 3/2	7	2	9	0	0.0	--	0	0	0	0

2016 (SF)	U	A	T	TFL	SK	QH	FF	FR	INT	PD
vs. LA - 9/12	2	1	3	0	0.0	--	0	0	0	1
at CAR - 9/18	4	0	4	0	0.0	--	0	0	0	1
at SEA - 9/25	2	1	3	0	0.0	--	0	0	0	0
vs. DAL - 10/2	2	1	3	0	0.0	--	0	0	0	0
vs. ARI - 10/6	2	4	6	0	0.0	--	0	0	0	3
at BUF - 10/16	6	0	6	0	0.0	--	1	0	0	1
vs. TB - 10/23	5	0	5	0	0.0	--	0	0	0	1
vs. NO - 11/6	5	0	5	0	0.0	--	0	0	0	2
at ARI - 11/13	4	2	6	0	0.0	--	0	0	0	2
vs. NE - 11/20	2	0	2	0	0.0	--	0	0	0	0
at MIA - 11/27	5	2	7	0	0.0	--	0	0	0	1
at CHI - 12/4	3	0	3	0	0.0	--	0	0	0	0
vs. NYJ - 12/11	4	3	7	0	0.0	--	0	0	0	0
at ATL - 12/18	2	1	3	0	0.0	--	0	0	0	1
at LA - 12/24	1	0	1	0	0.0	--	0	0	0	1
vs. SEA - 1/1/17	2	1	3	0	0.0	--	0	0	0	0
2016..GP/GS: 16/16	50	17	67	0	0.0	--	1	0	1	14

2017	U	A	T	TFL	SK	QH	FF	FR	INT	PD
vs. NO - 9/11	INACTIVE								
at PIT - 9/17	INACTIVE								
vs. TB - 9/24	0	0	0	0	0.0	--	0	0	0	0
vs. DET - 10/1	0	0	0	0	0.0	--	0	0	0	0
at CHI - 10/9	0	0	0	0	0.0	--	0	0	0	0
vs. GB - 10/15	0	0	0	0	0.0	--	0	0	0	0
vs. BAL - 10/22	DID NOT PLAY								
at CLE - 10/29	0	0	0	0	0.0	--	0	0	0	0
at WAS - 11/12	2	0	2	0	0.0	--	0	0	0	0
vs. LAR - 11/19	2	0	2	0	0.0	--	0	0	0	0
at DET - 11/23	0	1	1	0	0.0	--	0	0	0	0
at ATL - 12/3	0	0	0	0	0.0	--	0	0	0	0
at CAR - 12/10									
vs. CIN - 12/17									
at GB - 12/23									
vs. CHI - 12/31									
2017....GP/GS: 9/0	4	1	5	0	0.0	--	0	0	0	1



#40 KENTRELL BROTHERS

POSITION: LINEBACKER
HEIGHT/WEIGHT: 6-1/242
DOB: 2-8-93
HOMETOWN: EDMOND, OK

COLLEGE: MISSOURI
ACQUIRED: D5 (#160) '16
NFL SEASON: 2
VIKINGS SEASON: 2

2017 GP/GS
12/0

Career GP/GS
22/0

Playoffs GP/GS
0/0

- Played in 10 games as a rookie in 2016, totaling 9 special teams tackles.

- Led the NCAA with 152 tackles as a senior at Mizzou.

OFF THE FIELD Earned degree in arts and sciences at Missouri in December 2015...Active with Boys and Girls Clubs events...Aspires to a career in counseling or coaching after football...Has never been to an NFL game as a spectator...Mom is a nurse and step-dad is a health care provider.

PRO Totaled a career-high 2 special teams tackles vs. Arizona (11/20/16) and at Washington (11/13/16)...Made his NFL debut at Chicago (10/31/16)...The lone LB drafted by the Vikings in 2016...Trained with fellow Vikings 2016 draftee DE Stephen Weatherly during the pre-draft process in Atlanta...Selected in the 5th round (#160 overall)...1st Missouri player drafted by the Vikings since DT C.J. Mosley in 2005.

2017 Contributed on special teams at Atlanta (12/3)...Special teams captain at Detroit (11/23) on Thanksgiving Day...Played special teams vs. Los Angeles...Played on defense and special teams at Washington (11/12)...Posted 2 special teams tackles vs. Cleveland (10/29) at Twickenham stadium in London, England as a part of the NFL's International series...Tallied 2 special teams tackles vs. Baltimore (10/22)...Contributed 2 tackles (1 solo) on special teams vs. Green Bay (10/15)...Tallied 2 special teams tackles at Chicago (10/9)...Contributed on special teams vs. Detroit (10/1) and vs. Tampa Bay (9/24)...Played on special teams in Week 1 vs. New Orleans (9/11) and Week 2 at Pittsburgh (9/17), contributing 1 special teams tackle.

2016 Tied for 3rd on the team with 9 special teams tackles in 10 games played...Competed on special teams vs. Chicago (1/1/17)...Recorded a special teams stop at Green Bay (12/24), vs. Indianapolis (12/18), at Jacksonville (12/11) and vs. Dallas (12/1)...Saw action on special teams at Detroit (11/24)...Matched a career high with 2 special teams stops vs. Arizona (11/20)...Tallied 2 special teams stops at Washington (11/13)...Competed on special team vs. Detroit (11/6)...Notched 1 special teams tackle in his NFL debut at Chicago (10/31)...Inactive at Philadelphia (10/24), vs. Houston (10/9), vs. NY Giants (10/3), at Carolina (9/25), vs. Green Bay (9/18) and at Tennessee (9/11).

COLLEGE Ended career at Mizzou with 358 tackles, 4.5 sacks and 5 INTs...Helped Tigers win consecutive SEC East titles in 2013 and 2014...Defeated Minnesota Golden Gophers in Citrus Bowl to end 2014 season and helped defeat Oklahoma State in Cotton Bowl to end 2013...Capped productive college career with 1st-Team All-SEC honors for the Tigers after notching 2nd-Team All-SEC as a junior...Named Mizzou MVP as a senior along with LB of the Year for the squad and claimed the "Mo Award"...Led the nation in tackles with 152...Named SEC Defensive Player of the Week for game vs. Arkansas State as a senior when he had 16 tackles and 2 INTS...Posted 7 straight games with 10+ tackles during senior campaign...Had career-best 17 stops at Georgia as a senior...Led squad in tackles as a junior with 122...Forced 3 fumbles to lead team...Notched season-best 14 tackles vs. Alabama in the SEC title game...Had 11 stops and forced a fumble that sealed the win over Arkansas with 2:13 left in the game...Stepped into starting lineup as a sophomore in 2013 and started every game, the only Tigers LB to do so...Ranked 4th on team with 70 tackles and ranked 2nd on squad with 3 INTs...Had season-high 10 tackles and snared an INT late in the game during win at #7 Georgia...Saw action in 11 games as a redshirt freshman in 2012...Notched season-high 5 tackles in season finale at Texas A&M...Competed in spring practice after being sidelined with injury for all of his true freshman season in 2011...Redshirted as true freshman with leg injury suffered in preseason scrimmage.

PREP Standout WR and LB at Guthrie High in Guthrie, OK...Ranked #9 overall prospect in Oklahoma...Helped team to 2007 Class 5A state title in football...Played guard on basketball team that won 2 state championships...Played tennis in high school.

BROTHERS' NFL TOTALS

Year.....	GP/GS	Tackles					INTS	PBU	TFL	QBH	FF/FR	Special Teams
		Solo	Asst.	Total	Sacks							
2016 (Min).....	10/0	0	0	0	0.0	0	0	0	0	0/0	9	
2017 (Min).....	12/0	0	0	0	0.0	0	0	0	0	0/0	7	
Totals	22/0	0	0	0	0.0	0	0	0.0	0	0/0	16	

SINGLE-GAME CAREER HIGHS

Special Teams Tackles2..... 3x, last vs. Baltimore, 10/22/17



#31 **MACK BROWN**

POSITION: RUNNING BACK
HEIGHT/WEIGHT: 5-11/213
DOB: 9-24-91
HOMETOWN: CLARKSTON, GA

COLLEGE: FLORIDA
ACQUIRED: W (WAS) '17
NFL SEASON: 2
VIKINGS SEASON: 1

2017 GP/GS
3/0 (WAS)

Career GP/GS
12/0

Playoffs GP/GS
0/0

• Made his NFL debut in London, England on 10/30/16 as a member of the Washington Redskins vs. Cincinnati.

OFF THE FIELD Majored in communications at Florida...Has strong military ties with his grandfather and two of his uncles serving in the U.S. Navy...Avid fan of professional boxing...Joins fellow Georgians Jerick McKinnon, Kyle Slotter and Stephen Weatherly on the Vikings roster.

PRO Originally entered the NFL with the Houston Texans as a college free agent on 5/11/15... Waived by the Texans on 6/2/15... Signed with the Washington Redskins on 7/27/15... Waived by the Redskins on 9/5/15... Signed to the Redskins' practice squad on 10/20/15... Released from the Redskins' practice squad on 11/19/15... Signed to the Redskins' practice squad on 12/10/15... Waived on 9/3/16... Signed to the Redskins' practice squad on 9/4/16... Signed to the Redskins' active roster on 10/28/16... Waived by the Redskins on 10/28/17... Signed by the Vikings on 10/30/17.

2017 Inactive in Weeks 11-13...Inactive against his former team at Washington (11/12)...Claimed off waivers by the Vikings on 10/30... Waived by Washington on 10/28... Contributed on special teams at Philadelphia (10/23)...Carried the ball 2 times for 2 yards and caught a career-long 11-yard pass vs. San Francisco (10/15)...Inactive at Kansas City (10/2)...Made his season debut vs. Oakland (9/24), rushing for 27 yards on 6 carries...Inactive Weeks 1-2.

2016 Finished the season with 8 rushes for 82 yards with 1 catch for -2 yards while appearing in 9 games...Played on special teams vs. New York Giants (1/1/17)...Rushed for a career-high 82 yards on 8 carries, including the 1st TD of his career, a 61-yard TD run, at Chicago (12/24)...Played on special teams in Weeks 12-15...Appeared on special teams and offense vs.

Green Bay (11/20)...Contributed on special teams vs. Minnesota (11/13)...Made his NFL debut on special teams vs. Cincinnati in London (10/30)...Bumped up to the active roster in Week 8...Waived during final roster cuts but signed to the team's practice squad the next day.

2015 Spent the 2015 offseason with the Houston Texans after signing as an undrafted free agent...Was cut by the Texans and signed by the Washington Redskins for training camp...Spent 2 stints on the Redskins practice squad throughout the season.

COLLEGE Attended Florida University and racked up 805 yards rushing on 210 carries (3.8 avg.) and 78 yards on 18 receptions during his 5 seasons in Gainesville...Appeared in 49 games with 2 starts...Played in all 12 games as a senior, recording 95 yards on 22 carries and playing a key role on the special teams unit... Had a career-year in 2013, leading Florida with 543 rushing yards on 148 carries and 4 TDs...Appeared in 11 games in 2012 and ran the ball 25 times for 102 yards...Played his 1st full season in 2011 and saw action on offense and special teams, totaling 42 yards on 12 carries in limited action...Redshirted in 2010 after seeing limited action in 2 games and carrying the ball 3 times for 23 yards.

PREP Attended Martin Luther King, Jr. H.S. in Lithonia, Georgia...Tallied more than 1,700 combined yards and 20 TDs in his junior and senior seasons...Rated as a 4-star prospect by both Scout.com and Rivals.com...Named to the Top 150 Dream Team by PrepStar Magazine...Played in the 2010 Under Armour All-American Game.

BROWN'S NFL TOTALS

Year	GP/GS	No.	RUSHING				RECEIVING				
			Yds.	Avg.	Lg	TD	No.	Yds.	Avg.	Lg	TD
2015 (Was)			PRACTICE SQUAD								
2016 (Was)	9/0	8	82	10.3	61t	1	1	-2	-2.0	-2	0
2017 (Was)	3/0	8	29	3.6	11	0	1	11	11.0	11	0
(Min)	0/0										
Total	12/0	16	111	6.9	61t	1	2	9	4.5	11	0


SINGLE-GAME CAREER HIGHS

Rushing Attempts..... 8..... at Chicago, 12/24/16
 Rushing Yards..... 82..... at Chicago, 12/24/16
 Long Rush..... 61..... at Chicago, 12/24/16
 Rush TD..... 1..... at Chicago, 12/24/16
 Receptions..... 1..... 2x, last vs. San Francisco, 10/15/17
 Receiving Yards..... 11..... vs. San Francisco, 10/15/17
 Long reception..... 11..... vs. San Francisco, 10/15/17

Brown's Career Game-by-Game

2016.....WASHINGTON.....No.	RUSHING					RECEIVING				
	Yards	Avg.	Long	TD	Att.	Yards	Avg.	Long	TD	
9/12.....Pittsburgh.....	PRACTICE SQUAD									
9/18.....Dallas.....	PRACTICE SQUAD									
9/25.....@ New York Giants.....	PRACTICE SQUAD									
10/2.....Cleveland.....	PRACTICE SQUAD									
10/9.....@ Baltimore.....	PRACTICE SQUAD									
10/16.....Philadelphia.....	PRACTICE SQUAD									
10/23.....@ Detroit.....	PRACTICE SQUAD									
10/30.....@ Cincinnati.....	0	0	0.0	0	0	0	0	0.0	0	0
11/13.....Minnesota.....	0	0	0.0	0	0	0	0	0.0	0	0
11/20.....Green Bay.....	0	0	0.0	0	0	0	0	0.0	0	0
11/24.....@ Dallas.....	0	0	0.0	0	0	0	0	0.0	0	0
12/4.....@ Arizona.....	0	0	0.0	0	0	0	0	0.0	0	0
12/11.....@ Philadelphia.....	0	0	0.0	0	0	0	0	0.0	0	0
12/19.....Carolina.....	0	0	0.0	0	0	0	0	0.0	0	0
12/24.....@ Chicago.....	8	82	10.3	61t	1	1	-2	-2.0	-2	0
1/1/17.....New York Giants.....	0	0	0.0	0	0	0	0	0.0	0	0

2017.....WAS / MIN^.....No.	RUSHING					RECEIVING				
	Yards	Avg.	Long	TD	Att.	Yards	Avg.	Long	TD	
9/10.....Philadelphia.....	INACTIVE									
9/17.....@ LA Rams.....	INACTIVE									
9/24.....Oakland.....	6	27	4.5	11	0	0	0	0.0	0	0
10/2.....@ Kansas City.....	INACTIVE									
10/15.....San Francisco.....	2	2	1.0	3	0	1	11	11.0	11	0
10/23.....@ Philadelphia.....	0	0	0.0	0	0	0	0	0.0	0	0
11/12.....@ Washington^.....	INACTIVE									
11/19.....LA Rams^.....	INACTIVE									
11/23.....@ Detroit^.....	INACTIVE									
12/3.....@ Atlanta^.....	INACTIVE									
12/10.....@ Carolina^.....	INACTIVE									
12/17.....Cincinnati^.....	INACTIVE									
12/23.....@ Green Bay^.....	INACTIVE									
12/31.....Chicago^.....	INACTIVE									
2017.....GP/GS: 3/0.....	8	29	3.6	11	0	1	11	11.0	11	0



#86

KYLE CARTER

POSITION: TIGHT END
HEIGHT/WEIGHT: 6-3/245
DOB: 12-17-92
HOMETOWN: NEW CASTLE, DE

COLLEGE: PENN STATE
ACQUIRED: UDFA '16
NFL SEASON: 1
VIKINGS SEASON: 1

2017 GP/GS
PS

Career GP/GS
0/0

Playoffs GP/GS
0/0

• Academic All-Big Ten 4 years at Penn State and selected as the Quarterback Club Award winner for the student-athlete who deserves special recognition as senior.

OFF THE FIELD Graduated in December 2014 with a degree in kinesiology and is interested in a career in physical therapy or as an athletic trainer after his playing career...Father was an Air Force mechanic.

PRO Originally joined the Vikings as a rookie free agent on 5/2/16...Released during final cuts and then signed to the Vikings practice squad on 9/4/16...Cut from the practice squad 10/25/16 before rejoining the Vikings practice squad on 12/13/16... Signed a futures contract with the Vikings on 1/2/17...Released by the Vikings on 9/2/17...Signed to the Vikings practice squad on 9/3/17..

2017 Released during final cuts and then signed to the Vikings practice squad on 9/3.

2016 Spent the 2016 offseason and preseason with the Vikings after signing as an undrafted free agent...Released during final cuts was and then signed to the Vikings practice squad on 9/4...Was released from the Vikings practice squad on 10/25 and then re-signed to the Vikings practice squad on 12/13.

COLLEGE Appeared in 46 games, making 19 starts during PSU career...Academic All-Big Ten all 4 years and selected as the Quarterback Club Award winner for the student-athlete who deserves special recognition...Hauled in the game-tying TD pass that set up the game-winning PAT against Boston College in the 2014 New Era Pinstripe Bowl...Named a consensus 1st-Team Freshman All-American and 1st-Team All-Big Ten selection by the media in 2012 after recording 36 receptions for 453 yards and 2 TDs...Notched 4 catches, including his 1st career touchdown on an 8-yard connection with Matt McGloin, at Virginia (9/8/12)...Registered a career-high 6 catches for 77 yards and a TD against Ohio State (10/27/12).

PREP 3rd-team all-state selection at William Penn High School (DE) as a senior.



#13 STACY COLEY

POSITION: WIDE RECEIVER
HEIGHT/WEIGHT: 6-0/195
DOB: 5-13-94
HOMETOWN: POMPANO BEACH, FL

COLLEGE: MIAMI (FL)
ACQUIRED: D7a (#219) '17
NFL SEASON: R
VIKINGS SEASON: R

2017 GP/GS
4/0

Career GP/GS
4/0

Playoffs GP/GS
0/0

• Ranks 2nd all-time in Miami Hurricane history in career receptions (166), tied for 4th in receiving TDs (20) and ranks 5th in receiving yards (2,218).

OFF THE FIELD Earned degree in liberal arts...Shares a hometown (Pompano Beach, FL) with Vikings CB Jabari Price.

PRO Selected in the 7th round (#219) in the 2017 NFL Draft...1 of 9 Miami Hurricanes drafted in 2017, the most for the school since 2006...The 3rd Miami WR drafted by the Vikings all-time.

2017 Inactive Weeks 10-13...Saw action on special teams vs. Cleveland (10/29) in London, England as he fair caught 2 punts...Participated on offense and special teams vs. Baltimore (10/22)...Played on offense and special teams vs. Green Bay (10/15), tallied the 1st KOR of his career for 19 yards...Inactive at Chicago (10/9), vs. Detroit (10/1) and Tampa Bay (9/24)...Active but did not play at Pittsburgh (9/17)...Saw his 1st career NFL action vs. New Orleans (9/11) appearing on 2 offensive snaps and 5 on special teams.

COLLEGE Appeared in 49 career games with 31 starts...Left Miami trailing only Reggie Wayne (173) in career receptions for the most in school history with 166...Tied for 4th in receiving TDs (20) and is 5th in receiving yards (2,218) in Hurricane history...Earned All-ACC 3rd-Team honors as a senior after setting career highs in catches (63), receiving yards (754) and TDs (9)...Set his career high in receptions with 9 catches for 59 yards vs. #22 Pittsburgh (11/5/16) and tied that mark 3 weeks later vs. Duke (11/26/16), grabbing 9 passes for 118 yards...Had 5 career games with 2 receiving TDs - 3 as a senior and 2 as a freshman...Totalled 3 career games with 100+ receiving yards, including his career-high of 139 yards on 7 catches at #14 Florida State (10/17/15) his junior year...Returned kicks during his 1st 2 seasons at Miami...Totalled 1,142 career kick return yards on 47 returns (24.3 avg) and added 1 TD - an 88-yard return vs. Savannah State (9/21/13) as a freshman.

PREP 4-star recruit from Northeast HS in Oakland Park, FL...Was selected an Under Armour All-American in 2013...Coached by former NFL RB and Miami Hurricanes standout Donnell Bennett at Northeast...Considered offers from Florida State and South Florida before signing at Miami.



#76 AVIANTE COLLINS

POSITION: TACKLE
HEIGHT/WEIGHT: 6-4/292
DOB: 5-13-94
HOMETOWN: HOUSTON, TX

COLLEGE: TCU
ACQUIRED: UDFA '17
NFL SEASON: R
VIKINGS SEASON: R

2017 GP/GS
2/0

Career GP/GS
2/0

Playoffs GP/GS
0/0

• Comes from a track family, Father, Bill, was inducted into the TCU Lettermen's Hall of Fame as a 3-time Southwest Conference championship sprinter. Brother, Lavon, was a 2-time All-American sprinter/hurdler for the Horned Frogs.

OFF THE FIELD Played final season at TCU as a graduate student after earning his degree in the spring of 2016...His grandfather served as a U.S. Marine.

PRO Signed as an undrafted free agent following the 2017 NFL draft...Earned a roster spot after an impressive 2017 off-season and pre-season.

2017 Inactive in Weeks 11-13...Active but did not play at Washington (11/12)...Saw action on special teams vs. Cleveland (10/29) in London, England...Inactive vs. Baltimore (10/22) and Green Bay (10/15)...Made his NFL debut with a special teams snap at Chicago (10/9)...Active for the 1st time in his NFL career vs. Detroit (10/1) but did not play...Inactive Weeks 1-3.

COLLEGE Appeared in 49 career games, making 36 starts for the Horned Frogs, leading all TCU players following the 2016 season...Started all 13 games in 2016, helping TCU earn its 14th bowl game appearance in the 16-year Gary Patterson era...Started 22 games during his 1st 2 seasons on campus, including 13 as a true freshman, with 16 at RT and 6 at LT...Earned All-Freshman Team Honorable Mention by *CollegeFootballNews.com* following the 2012 season.

PREP Attended Willowridge (Houston, Texas) HS...Was a 3-year letterwinner in football and 4-year letterman in track.



#33 DALVIN COOK

POSITION: RUNNING BACK
HEIGHT/WEIGHT: 5-10/210
DOB: 8-10-95
HOMETOWN: MIAMI, FL

COLLEGE: FLORIDA STATE
ACQUIRED: D2 (#41) '17
NFL SEASON: R
VIKINGS SEASON: R

2017 GP/GS
4/4

Career GP/GS
4/4

Playoffs GP/GS
0/0

• All-time leading rusher in Florida State history with 4,464 yards in just 3 seasons as a Seminole, passing Warrick Dunn, totaled 46 rushing TDs, tops in the FSU record book.

• Named the 2016 Orange Bowl MVP with a dominating performance against #6 Michigan with 20 carries for 145 yards and 1 TD with a long rush of 71 yards; added 3 receptions for 62 yards.

• 2-Time 1st-Team All-American in 2015 & 2016; winner of the Jim Brown Award, given to the nation's top RB, by the Touchdown Club of Columbus in 2015.

OFF THE FIELD Member of the Florida State Leadership Council in 2015 & 2016...Presented with the Community Service Award following the 2016 spring season...Visited several local Tallahassee schools to speak with students about education and making the most of opportunities...Bought toys for a local Miami children's hospital and passed them out over Christmas break...Visited an Atlanta hospital during Peach Bowl week...Raised by his grandmother, Betty Cook...Social Science major at FSU.

PRO Selected with the 41st pick in the 2017 NFL draft...Declared for the NFL draft as a junior...Was the 3rd RB selected in the 2017 NFL Draft...Highest FSU player chosen in 2017.

2017 Missed the final 12 weeks of the season due to a torn ACL suffered vs. Detroit (10/1)...His 288 yards on the ground through 3 games was the most by any Vikings rookie RB through 3 games, passing Adrian Peterson (271, 2007) and Chuck Foreman (231, 1973)...Ran the ball 13 times for 66 yards (5.1 avg.) and a TD vs. Detroit (10/1) and added 1 catch for 8 yards before leaving the game with a knee injury...Totaled 169 yards from scrimmage vs. Tampa Bay (9/24), gaining 97 yards on the ground on 27 carries (3.6 avg.) and reaching the end zone for the 1st time in his career...Also added a career-high 72 receiving yards on a career-high 5 receptions (14.4 avg.) in the team's 34-17 victory...Ran the ball 12 times for 64 yards at Pittsburgh (9/17) with 2 catches for 0 yards in Week 2...Totaled 127 rushing yards on 22 carries (5.8 avg.) in his 1st career NFL game vs. New Orleans (9/11), the most rushing yards by a Viking rookie in their debut in club history...Caught 3 passes for 10 yards in Week 1.

COLLEGE Appeared in 38 games, making 28 starts during his Florida State career...All-time leader in rushing yards (4,464) and rushing TDs (46) at FSU...Posted 21 games with 100+ rushing yards...2nd in school history with 5,399 all-purpose yards...Two-time 1st-Team All-American in 2015 and 2016...Earned All-ACC Honors all three seasons...Jim Brown Award winner in 2015...Only player in ACC history to break 4,000 rushing yards in 3 seasons...Finished his junior season with a career-high, and FSU record, 1,765 rushing yards with 19 TDs...Added 488 receiving yards which was 3rd most on the team...Totaled 20 TDs (19 rush, 1 rec)...Led FSU to an Orange Bowl win over #6 Michigan while earning MVP honors...Recorded 207 total yards while improving

the Seminoles to 10-3...Eclipsed 200+ rushing yards twice during 2016 with a career-high 267 at USF...Compiled 329 yards from scrimmage (267 rush, 62 rec.), the most in the country since 2014 at the time...Found the end zone 4 times at Syracuse (tying the school record for rushing TDs) and racked up 225 yards while passing Warrick Dunn for the FSU rushing title...Excelled vs. #3 Clemson with 169 rushing yards and 4 TDs, including scores from 43 and 70 yards...1st FSU RB in 10 years to have a 100+ yard receiving game when Cook went for 101 vs. Ole Miss...Became the 1st FSU RB, just the 2nd Nole ever, to have a game with 100+ yards in both rushing and receiving when going for 140 on the ground and career-high 106 in the air vs. UNC...Career-long TD catch of 59 yards vs. Miami...Versus 5 ranked opponents in 2016, Cook averaged 157.6 ypg, more than 38 yards higher than the next RB...Totaled 1,691 rushing yards with 19 TDs as a sophomore during his 12 starts...Added 24 receptions for 244 yards and 1 TD...Career-long TD rush of 94 yards came at Wake Forest in 2015...Averaged 140.9 ypg...Led the ACC in 6 offensive categories...Led the nation with 168.2 yards from scrimmage per game...Posted 6 games with 150+ rushing yards along with 2 games over 200, the 1st 200+ yard game at FSU since 1988 (Sammie Smith)...Would join Warrick Dunn as the only FSU RB to post multiple 1,000+ yard seasons...Had 5 TD runs of 50+ yards in 2015...Fastest player in FSU history to eclipse 1,000 rushing yards as it only took Cook 7 games...Named the team's Offensive MVP and 1 of 4 permanent captains during his 2nd season at FSU...Holds the school record for most rushing yards by a sophomore (1,691)...Became the 1st FSU freshman RB to break the 1,000-yard rushing mark...Holds the FSU record for 1st-year rushing yards with 1,008 while adding 8 TDs on just 170 carries...Appeared in 13 games with 3 starts as a true freshman...Added 22 receptions for 203 yards...Ranked 5th in the ACC in rushing yards...Had 5 contests with 100+ rushing yards...Rushed for 177 yards and a TD in just his 2nd career start on his way to earning MVP honors in the ACC Championship win vs. Georgia Tech...FSU's 3rd straight conference title...Paired with #1 overall pick QB Jameis Winston to go 13-0 in the regular season...Earned a playoff berth vs. Oregon in the Rose Bowl...Earned All-ACC honors from coaches and media.

PREP Led Miami Central to the Class 6A state title by rushing for 223 yards and 4 TDs in the 52-7 win over Seffner Armwood...Totaled 4,267 yards and 64 touchdowns during his prep career while leading Central to a 52-5 overall record...Won 3 state titles...Didn't play for Miami Central until his sophomore season...Rushed for 1,940 yards and 24 TDs on just 177 carries (11.0 ypr) during his senior season...Tops in Miami-Dade County...Added 3 INTs...Two-time All-State Class 6A 1st-Team...Named Florida's Mr. Florida in 2013...Rated as the #1 prospect in Florida and the #2 RB in the nation by 247Sports...5-star prospect by Rivals and 247Sports...Selected FSU over Florida, Texas, Arkansas and Miami...Also ran track at Central...Attended same high school as current Falcons RB Devonta Freeman who was a senior when Cook was a freshman.

COOK'S NFL TOTALS

Year	GP/GS	No.	RECEIVING				TD	No.	RUSHING			
			Yds.	Avg.	Lg	TD			Yds.	Avg.	Lg	TD
2017 (Min)	4/4	11	90	8.2	36	0	74	354	4.8	33	2	
Total	4/4	11	90	8.2	36	0	74	354	4.8	33	2	

SINGLE-GAME CAREER HIGHS

Rushing Attempts.....27.....vs. Tampa Bay, 9/24/17
 Rushing Yards.....127.....vs. New Orleans, 9/11/17
 Long Rush33.....vs. New Orleans, 9/11/17
 Rush TD.....1.....2x, last vs. Detroit, 10/11/17
 Receptions.....5.....vs. Tampa Bay, 9/24/17
 Receiving Yards72.....vs. Tampa Bay, 9/24/17
 Long reception.....36.....vs. Tampa Bay, 9/24/17

2017	MINNESOTA	No.	RECEIVING				Long	TD	RUSHING			
			Yards	Avg.	Long	TD			Att.	Yards	Avg.	Long
9/11	New Orleans*	3	10	3.3	4	0	22	127	5.8	33	0	
9/17	@ Pittsburgh*	2	0	0.0	1	0	12	64	5.3	25	0	
9/24	Tampa Bay*	5	72	14.4	36	0	27	97	3.6	26	1	
10/1	Detroit*	1	8	8.0	8	0	13	66	5.1	10	1	
10/9	@ Chicago		INJURED/RESERVE									
10/15	Green Bay		INJURED/RESERVE									
10/22	Baltimore		INJURED/RESERVE									
10/29	@ Cleveland		INJURED/RESERVE									
11/12	@ Washington		INJURED/RESERVE									
11/19	Los Angeles Rams		INJURED/RESERVE									
11/23	@ Detroit		INJURED/RESERVE									
12/3	@ Atlanta		INJURED/RESERVE									
12/10	@ Carolina											
12/17	Cincinnati											
12/23	@ Green Bay											
12/31	Chicago											
2017	GP/GS: 4/4	11	90	8.2	36	0	74	354	4.8	33	2	

COOK'S 100-YARD RUSHING GAMES (1)

GAMEvs. New Orleans, 9/11/17	Att/Yds/TD22/127/0
---	---------------------------------

COOK'S TOUCHDOWNS

GAMEvs. Tampa Bay, 9/24/17	PLAY1 rush
vs. Detroit, 10/11/175 rush
Total	2 (2 rushing)



14

STEFON DIGGS

POSITION: WIDE RECEIVER
HEIGHT/WEIGHT: 6-0/191
DOB: 11-29-93
HOMETOWN: GAITHERSBURG, MD

COLLEGE: MARYLAND
ACQUIRED: D5b (#146) '15
NFL SEASON: 3
VIKINGS SEASON: 3

2017 GP/GS	Career GP/GS	Playoffs GP/GS
10/10	36/30	1/1

- Ranked 16th in receptions (84, team high) and 13th in receiving yards per game (69.5) in the NFL in 2016.
- Named to PFWA **All-Rookie** team after becoming the 1st rookie in Vikings history to lead the team in receptions with 52 (3rd in franchise records by a rookie) for 720 yards (5th).

OFF THE FIELD Younger brothers, Trevon Diggs (Alabama) and Darez Diggs (UAB), both play DB collegiately in the state of Alabama...Majored in American studies at Maryland...College WRs coach in 2014 was former NFL WR Keenan McCardell...Takes part in several community outreach programs...Visited an Eagan elementary school after students authored a Vikings book featuring him so the kids could read their story to him...Helped dedicate field along with U.S. Bank Places to Play

program each of the past 2 years, bringing new or refurbished fields, courts and playgrounds to under-funded areas of Minnesota...Visited the UK during the 2017 offseason helping the NFL promote the upcoming slate of international games...Going back to school in the offseason to complete his degree in African American studies with a minor in communications, he is 2 semesters shy of earning his degree...Dedicated his My Cause My Cleats cleats to the American Heart Association in honor of his dad and grandmother who both passed away from heart problems.

HONORS Earned **NFC Offensive Player of the Week** for game vs. Green Bay (9/18/16)...Named **All-Rookie** by PFWA in 2015...**Pepsi Rookie of the Week** vs. Kansas City (10/18/15)...Selected as Vikings 2015 **Vikings Rookie of the Year**.

PRO Became the 1st player in NFL history to record 13 receptions in consecutive games: 13 vs. Detroit (11/6/16) and 13

at Washington (11/13/16)...Totaled the 2nd-most receptions (119) in team history prior to turning 23, trailing only Percy Harvin (131)...Registered career highs in receptions (84) and receiving yards (904) during his sophomore campaign...Made huge impact on Vikings passing game despite not playing in the opening 3 games of the 2015 season...Led team with 52 receptions, the 1st rookie in team history to achieve the feat... Earned **All-Rookie** honors from PFWA...Joined 5 other Vikings rookie classmates to tie a team record with 6 rookies starting in a game at Arizona (12/10/15)...Selected in the 5th round (#146) of the 2015 NFL Draft...The 20th WR drafted in 2015... Was the 1st Terrapin selected by the Vikings since TE Jeff Dugan (7th round, #220) in 2004

2017 Recorded 2 catches for 32 yards and 1 rush for 5 yards at Atlanta (12/3)...Hauled in 5 catches for 66 yards and tallied 1 rush for 9 yards at Detroit (11/23) on Thanksgiving Day... Caught 4 passes for 32 yards vs. Los Angeles (11/19)...Hauled in 4 passes for 78 yards and a TD at Washington (11/12) in his return to his home state of Maryland, having now totaled 17 receptions for 242 yards and a TD in 2 career games in Maryland...Returned from injury and caught 4 passes for 27 yards vs. Cleveland (10/29) in the NFL International series game in London, England...Inactive due to a groin injury vs. Baltimore (10/22) and Green Bay (10/15)...Caught 1 pass for 4 yards at Chicago (10/9)...Led the team with 98 receiving yards on 5 catches vs. Detroit (10/1)...Tied his career-high with 2 receiving TDs along with 8 receptions for 173 yards vs. Tampa Bay (9/24) as the offense recorded 882 passing yards through 3 games, the 3rd-most in team history and most since 2004...Hauled in 2 passes for 27 yards and rushed the ball 1 time for 4 yards at Pittsburgh (9/17)...Caught 7 passes for 93 yards and 2 TDs (18, 2), his 2nd career multi-TD game, vs. New Orleans (9/11)... Joined Randy Moss (2004) as the last 2 Vikings to catch 2 TDs during Kickoff Weekend.

2016 Ranked 16th in receptions (84, team high) and 13th in receiving yards per game (69.5) in the NFL...Inactive (hip) vs. Chicago (1/1/17)...Caught 4 passes for 29 yards and 1 TD Green Bay (12/24)...Secured 3 receptions for 55 yards, including a 45-yarder, at Jacksonville (12/11)...Caught a game-high 8 passes for 59 yards vs. Dallas (12/1)...Inactive (knee) at Detroit (11/24)...Recorded 37 yards on a team-high 6 receptions vs. Arizona (11/20)...Matched his career-high 13 receptions for 164 yards at Washington (11/13), becoming the 1st player in NFL history to reach 13 catches in consecutive weeks and setting a Vikings franchise record for total receptions in back-to-back games (26)...Totaled a career-high 13 receptions for 80 yards, posted a 12-yard rush and returned 3 punts for 29 yards vs. Detroit (11/6)...Caught 8 passes (game high) for 76 yards and returned 2 punts for 11 yards at Chicago (10/31)...Secured 2 receptions for 18 yards and 2 1st downs at Philadelphia

(10/23)...Inactive (groin) vs. Houston (10/9)...Gained 47 yards on 5 receptions, including 3 for 1st downs, vs. NY Giants (10/3)... Registered 182 receiving yards on 9 catches (both career highs), including a career-long 46-yarder and 1 TD, vs. Green Bay (9/18)...Posted game highs with 7 receptions and 103 yards at Tennessee (9/11)...3rd Vikings WR with back-to-back 100-yard receiving games in Weeks 1 and 2 (1st since Cris Carter in 1997) and 2nd-most receiving yards by a Vikings WR after Weeks 1 and 2 in franchise history.

2015 Became 1st Vikings rookie to lead the team in receptions en route to **All-Rookie** honors from the PFWA...Ranked 3rd in team history in rookie receptions with 52 and 5th in rookie receiving yards with 720... Became 1st Vikings rookie WR since Randy Moss in 1998 to post consecutive 100-yard games - 129 vs. Kansas City (10/18) and 108 at Detroit (10/25)...Caught 1st career TD pass on a diving 36-yarder from Teddy Bridgewater at Detroit (10/25), earning **Pepsi Rookie of the Week** honors for the game...Had season-best 2 TD catches vs. Chicago (12/20)... Had 6 catches for 87 yards in his NFL debut at eventual Super Bowl 50 champion Denver, tying a Vikings record for most catches by a player in his debut game and ranking 3rd in club history for most yards receiving in a debut...Joined fellow rookie classmates OT T.J. Clemmings, LB Edmont Robinson, LB Eric Kendricks, CB Trae Wayne and S Anthony Harris to tie a Vikings record with 6 rookies starting a game when they all opened the *Thursday Night Football* matchup at Arizona (12/10)...His season-long 40-yard TD catch with 1:49 left in game at Chicago (11/1) tied the game 20-20 and set the stage for K Blair Walsh to win the game with a FG as time expired... His 720 receiving yards and 13 catches of 20+ yards on the season ranked 2nd among NFL rookies behind Oakland's Amari Cooper...Caught a pass in every game he played...Helped team to NFC North title and Wild Card playoff berth.

COLLEGE Started 24 of his 28 career games at Maryland... Ended college career with 150 receptions, 2,227 yards and 14 TDs in 28 games...Had 62 receptions for 792 yards and 5 TDs as a junior, his final year at Maryland...Named 2nd-Team All-Big Ten by the league's coaches in 2014...Caught 10 passes totaling 138 yards in the Foster Farms Bowl vs. Stanford (12/30/14)... Led the team in receptions his freshman and junior seasons and had his sophomore campaign cut short due to injury... Had 1,896 all-purpose yards his freshman season, 2nd most in school history.

PREP 1 of the top recruits in the nation and a consensus 5-star recruit at Good Counsel HS in Gaithersburg, MD... Decided to stay in his home state of Maryland after considering offers from Florida, USC and Auburn...Selected 2012 U.S. Army All-American...Named 1st-Team All-State and runner-up Gatorade Maryland Player of the Year as a junior.

DIGGS' NFL TOTALS

Year	GP/GS	RECEIVING					RUSHING				
		No.	Yds.	Avg.	Lg	TD	No.	Yds.	Avg.	Lg	TD
2015 (Min)	13/9	52	720	13.8	40t	4	3	13	4.3	10	0
Playoffs	1/1	4	26	6.5	9	0	1	6	6.0	6	0
2016 (Min)	13/11	84	903	10.8	46	3	3	10	3.3	12	0
2017 (Min)	10/10	42	630	15.0	59t	5	5	11	2.2	9	0
Total	36/30	178	2,253	12.6	59t	12	11	34	3.1	12	0
Playoffs	1/1	4	26	6.5	9	0	1	6	6.0	6	0

Other: 6 punt returns, 45 yards, 7.5 avg., 19 long; 1 kickoff return, 22 yards, 22.0 avg., 22 long

SINGLE-GAME CAREER HIGHS

Receptions.....13.....2x, last at Washington, 11/13/16
 Receiving Yards182.....vs. Green Bay, 9/18/16
 Long reception.....59.....vs. Tampa Bay, 9/24/17
 TD Receptions2.....3x, last vs. Tampa Bay, 9/24/17
 Rushing Attempts.....1.....1tx, last at Atlanta, 12/3/17
 Rushing Yards.....12.....vs. Detroit, 11/6/16
 Long Rush12.....vs. Detroit, 11/6/16

TOP-5 DUO

The WR duo of Adam Thielen and Stefon Diggs has been the force behind the Vikings passing attack. Their combined 1,687 receiving yards is 2nd in the NFL.

WR DUO // TEAM	YARDS
A. Brown / J. Smith-Schuster // PIT.....	1,296/585
A. Thielen / S. Diggs // MIN.....	1,057/630
J. Jones / M. Sanu // ATL.....	1,063/495
M. Thomas / T. Ginn // NO.....	805/641
G. Tate / M. Jones // DET.....	731/698

DIGG THIS

In 2016, Stefon Diggs ranked 16th in receptions (84, team high) and 13th in receiving yards per game (69.5) in the NFL. The 2nd-year standout became just the 3rd wideout in franchise history to tally back-to-back 100-yard receiving games in Weeks 1 and 2 (1st since Cris Carter in 1997).

BACK-TO-BACK 100-YARD RECEIVING GAMES IN WEEKS 1 AND 2 / VIKINGS PLAYER, SEASON RECEIVING YARDS

Gene Washington, 1969.....	152, 172
Cris Carter, 1997.....	121, 107
Stefon Diggs, 2016.....	103, 182

Only 1 player in team history totaled more receiving yards after the 1st 2 weeks of the season than Diggs.

RECEIVING YARDS AFTER 2 GAMES / VIKINGS

RK	PLAYER, SEASON	RECEIVING YARDS
1	Gene Washington, 1969.....	324
2	Stefon Diggs, 2016.....	285
3	Sammy White, 1981.....	232

In Week 2, Diggs chased the single-game record for most receiving yards against the Packers by a Vikings WR, helping elevate Minnesota to victory in the 1st-ever game at U.S. Bank Stadium.

RECEIVING YARDS AGAINST GREEN BAY / VIKINGS

RK	PLAYER, DATE	RECEIVING YARDS
1	Adam Thielen, 12/24/16.....	202
2	Randy Moss, 10/5/1998.....	190
3	Stefon Diggs, 9/18/2016.....	182

DIGGS AGAINST THE DIVISION

In his young career, Stefon Diggs has produced big games against divisional opponents, totaling 67 receptions for 867 yards (12.9 average) and 7 TDs in 12 games in the NFC North.

Diggs' single-game career highs in receptions (13), receiving yards (182) and receiving TDs (2) have come against the Lions (11/6/16), Packers (9/18/16) and Bears (12/20/15), respectively.

DIGGS CAREER GAME-BY-GAME / AGAINST NFC NORTH

OPPONENT	REC.	YARDS	AVG.	LG.	TD
at Detroit (10/25/15)	6	108	18.0	36t	1
at Chicago (11/1/15)	6	95	15.8	40t	1
vs. Green Bay (11/22/15)	6	66	11.0	17	0
vs. Chicago (12/20/15)	3	55	18.3	33t	2
at Green Bay (1/3/16)	1	8	8.0	8	0
vs. Green Bay (9/18/16)	9	182	20.2	46	1
at Chicago (10/31/16)	8	76	9.5	25t	1
vs. Detroit (11/6/16)	13	80	6.2	12	0
at Green Bay (12/24/16)	5	29	7.3	13	1
vs. Detroit (10/1/17)	5	98	19.6	33	0
at Chicago (10/9/17)	1	4	4.0	4	0
at Detroit (11/23/17)	5	66	13.2	37	0
TOTAL	67	867	12.9	46	7



Stefon Diggs joined local youths during the U.S. Bank Places to Play event each of the past 2 offseasons. Places to Play provides grants for playgrounds, fields and courts for underfunded areas across the state of Minnesota.

A STANDOUT WIDEOUT

Stefon Diggs led Minnesota in receptions in each of his 1st 2 years with the club, and his 136 career receptions are the 2nd most by a Viking in his 1st 2 seasons in the NFL.

No 2nd-year wideout in team history has averaged more receptions per game than Diggs, who has registered a 5.2 mark in his 26 career games.

RECEPTIONS BY A VIKING IN 1ST 2 NFL SEASONS

PLAYER (SEASONS)	RECEPTIONS
Randy Moss (1998-99).....	149
Stefon Diggs (2015-16).....	136
Percy Harvin (2009-10).....	131
Joe Senser (1980-81).....	121
Nate Burleson (2003-04).....	97

DIGGS DOES IT AGAIN

Stefon Diggs secured a career-high 13 receptions vs. Detroit in Week 9 and matched that effort the following week at Washington (11/13/16). Diggs' 13-catch performances rank 3rd in team history and tied for 2nd in the NFL in 2016.

Prior to Diggs, the last Viking to cross the dozen mark was Pro Football Hall of Fame inductee Cris Carter, who totaled 14 against the Cardinals in Sun Devil Stadium on 10/2/94.

SINGLE-GAME RECEPTIONS / VIKINGS HISTORY

PLAYER (OPPONENT, DATE)	RECEPTIONS
Rickey Young (at New England, 12/16/79).....	15
Cris Carter (at Arizona, 10/2/94).....	14
Stefon Diggs (Washington, 11/13/16).....	13
Stefon Diggs (Detroit, 11/6/16).....	13

2016 SINGLE-GAME RECEPTIONS / NFL

PLAYER (OPPONENT, DATE)	RECEPTIONS
Antonio Brown, Pit (Dallas, 11/13/16).....	14
Stefon Diggs (Washington, 11/13/16).....	13
Stefon Diggs (Detroit, 11/6/16).....	13
Davante Adams, GB (Chicago, 10/20/16).....	13
Doug Baldwin, Sea (Arizona, 12/24/16).....	13
Zach Ertz, Phi (Dallas, 1/1/17).....	13

2016 8+ CATCH GAMES / NFL

PLAYER (TEAM)	GAMES
Antonio Brown (Pittsburgh).....	6
Stefon Diggs (Minnesota).....	5
A.J. Green (Cincinnati).....	5
Larry Fitzgerald (Arizona).....	5
Julian Edelman (New England).....	5
Odell Beckham, Jr. (New York Giants).....	5

GETTIN' DIGGY WITH IT

Stefon Diggs became the 1st rookie in club history to lead the Vikings in receptions, and his 52 catches are the 3rd-most by a Vikings rookie in team history. He ranked 2nd in the NFL among rookie WRs with 720 yards receiving, despite only playing 13 games, and earned All-Rookie accolades.

RECEPTIONS BY VIKINGS ROOKIES

PLAYER, SEASON	RECEPTIONS
Randy Moss, 1998.....	69
Percy Harvin, 2009.....	60
Stefon Diggs, 2015.....	52

RECEIVING YARDS BY 2015 NFL ROOKIES

PLAYER	GMS/YARDS/AVG/REC
Amari Cooper, Oakland.....	16/1,070/14.9/72
Stefon Diggs, Minnesota.....	13/720/13.8/52

RECEPTIONS OF 20+ YARDS BY 2015 NFL ROOKIES

PLAYER	20+ CATCHES/TOTAL CATCHES
Amari Cooper, Oakland.....	16/72
Stefon Diggs, Minnesota.....	13/52

DIGGS' TOUCHDOWNS

GAME (*playoffs)	PLAY
at Detroit, 10/25/15.....	36 pass from T. Bridgewater
at Chicago, 11/1/15.....	40 pass from T. Bridgewater
vs. Chicago, 12/20/15.....	15, 33 pass from T. Bridgewater
vs. Green Bay, 9/18/16.....	25 pass from S. Bradford
at Chicago, 10/31/16.....	25 pass from S. Bradford
at Green Bay, 12/24/16.....	3 pass from S. Bradford
vs. New Orleans, 9/11/17.....	18, 2 pass from S. Bradford
vs. Tampa Bay, 9/25/17.....	17, 58 pass from C. Keenum
at Washington, 11/12/17.....	3 pass from C. Keenum
Total	12 (12 receiving)

DIGGIN' THE COMPANY

Stefon Diggs led Minnesota in receptions in each of his 1st 2 years with the club, and his 178 career receptions are the 5th most by a Viking in his 1st 3 seasons.

RECEPTIONS BY A VIKING IN 1ST 3 NFL SEASONS

PLAYER (SEASONS)	RECEPTIONS
Randy Moss (1998-2000).....	226
Rickey Young (1978-80).....	224
Percy Harvin (2009-11).....	218
Jermaine Wiggins (2004-06).....	186
Stefon Diggs (2015-17)	178
Ted Brown (1979-81).....	176
Amp Lee (1994-96).....	170
Ahmad Rashad (1976-78).....	170
Chuck Foreman (1973-75).....	163
Cris Carter (1990-92).....	152

DIGGS' CAREER GAME-BY-GAME (*starts)

2015.....MINNESOTA.....No.	RECEIVING					RUSHING				
	Yards	Avg.	Long	TD	Att.	Yards	Avg.	Long	TD	
9/14.....@ San Francisco.....	INACTIVE									
9/20.....Detroit.....	INACTIVE									
9/27.....San Diego.....	INACTIVE									
10/4.....at Denver.....6	87	14.5	25	0	0	0	0.0	0	0	
10/18.....Kansas City*.....7	129	18.4	31	0	0	0	0.0	0	0	
10/25.....@ Detroit*.....6	108	18.0	36t	1	1	9	9.0	9	0	
11/1.....@ Chicago*.....6	95	15.8	40t	1	0	0	0.0	0	0	
11/8.....St. Louis*.....3	42	14.0	30	0	0	0	0.0	0	0	
11/15.....@ Oakland*.....2	46	23.0	37	0	1	10	10.0	10	0	
11/22.....Green Bay*.....6	66	11.0	17	0	0	0	0.0	0	0	
11/29.....@ Atlanta*.....4	31	7.8	16	0	0	0	0.0	0	0	
12/6.....Seattle.....2	22	11.0	14	0	1	-6	-6.0	-6	0	
12/10.....@ Arizona*.....2	12	6.0	7	0	0	0	0.0	0	0	
12/20.....Chicago.....3	55	18.3	33t	2	0	0	0.0	0	0	
12/27.....NY Giants.....4	19	4.8	10	0	0	0	0.0	0	0	
1/3/16.....@ Green Bay*.....1	8	8.0	8	0	0	0	0.0	0	0	
2015.....GP/GS: 13/9.....52	720	13.8	40t	4	3	13	4.3	10	0	
2015 PLAYOFFS										
1/10/16.....Seattle*.....4	26	6.5	9	0	1	6	6.0	6	0	

2016.....MINNESOTA.....No.	RECEIVING					RUSHING				
	Yards	Avg.	Long	TD	Att.	Yards	Avg.	Long	TD	
9/11.....@ Tennessee*.....7	103	14.7	33	0	1	-1	-1.0	-1	0	
9/18.....Green Bay*.....9	182	20.2	46	1	0	0	0.0	0	0	
9/25.....@ Carolina*.....4	40	10.0	16	0	0	0	0.0	0	0	
10/3.....NY Giants*.....5	47	9.4	21	0	1	-1	-1.0	-1	0	
10/9.....Houston.....	INACTIVE									
10/23.....@ Philadelphia*.....2	18	9.0	14	0	0	0	0.0	0	0	
10/31.....@ Chicago*.....8	76	9.5	25t	1	0	0	0.0	0	0	
11/6.....Detroit*.....13	80	6.2	12	0	1	12	12.0	12	0	
11/13.....@ Washington*.....13	164	12.6	36	0	0	0	0.0	0	0	
11/20.....Arizona.....6	37	3.2	13	0	0	0	0.0	0	0	
11/24.....@ Detroit.....	INACTIVE									
12/1.....Dallas*.....8	59	7.4	15	0	0	0	0.0	0	0	
12/11.....@ Jacksonville*.....3	55	18.3	45	0	0	0	0.0	0	0	
12/18.....Indianapolis.....2	13	6.5	11	0	0	0	0.0	0	0	
12/24.....@ Green Bay*.....4	29	7.3	13	1	0	0	0.0	0	0	
1/1/17.....Chicago.....	INACTIVE									
2016.....GP/GS: 13/11.....84	903	10.8	46	3	3	10	3.3	12	0	

RECEIVING						RUSHING						
2017	MINNESOTA	No.	Yards	Avg.	Long	TD	Att.	Yards	Avg.	Long	TD	
9/11 New Orleans*	7	93	13.3	30	2	1	-6	-6.0	-6	0
9/17 @ Pittsburgh*	2	27	13.5	21	0	1	4	4.0	4	0
9/24 Tampa Bay*	8	173	21.6	59	2	0	0	0.0	0	0
10/1 Detroit*	5	98	19.6	33	0	0	0	0.0	0	0
10/9 @ Chicago*	1	4	4.0	4	0	0	0	0.0	0	0
10/15 Green Bay										
10/22 Baltimore										
10/29 @ Cleveland*	4	27	6.8	10	0	1	-1	-1.0	-1	0
11/12 @ Washington*	4	78	19.5	51	1	0	0	0.0	0	0
11/19 Los Angeles Rams*	4	32	8.0	10	0	0	0	0.0	0	0
11/23 @ Detroit*	5	66	13.2	37	0	1	9	9.0	9	0
12/3 @ Atlanta*	2	32	16.0	19	0	1	5	5.0	5	0
12/10 @ Carolina										
12/17 Cincinnati										
12/23 @ Green Bay										
12/31 Chicago										
2017 GP/GS: 10/10	42	630	15.0	59	5	5	11	2.2	9	0



#62 NICK EASTON

POSITION: GUARD
HEIGHT/WEIGHT: 6-3/303
DOB: 6-16-92
HOMETOWN: LENOIR, N.C.

COLLEGE: HARVARD
ACQUIRED: T (SF) '15
NFL SEASON: 3
VIKINGS SEASON: 3

2017 GP/GS
9/9

Career GP/GS
19/13

Playoffs GP/GS
0/0

• Played 11 games (5 starts) for an offensive line that did not allow a sack in 5 games (tied most in the NFL) in 2016.

• Has started a career-high 9 games in 2017, part of an offensive line that has only given up 14 sacks, tied for tops in the NFL

OFF THE FIELD Majored in economics...His grandfather served in the U.S. Army...Joins former Vikings standout C Matt Birk as former Harvard players to suit up for the Vikings... Played for the 49ers when current Vikings offensive line coach Tony Sparano was tutoring the Niners TEs and current Vikings strength coach Mark Uveyama was also on staff.

PRO Recorded his 1st career start vs. Dallas (12/1/16)...Made his NFL debut, blocking on Matt Asiata's 1-yard TD run, vs. Houston (10/9/16)...Joined Vikings from San Francisco in trade during 2015 bye week...Inactive for each game with Vikings in 2015...Was traded twice during his rookie campaign, sent from Baltimore to San Francisco on 9/5/15 and from San Francisco to Minnesota on 10/6/15...Originally signed as a rookie free agent by Baltimore on 5/8/15.

2017 Started at LG at Atlanta (12/3) and protected QB Case Keenum as he tallied his 4th straight game with a passer rating over 100...Started at LG at Detroit (11/23) on Thanksgiving Day...Returned from injury to start at LG vs. Los Angeles (11/19)...Inactive Weeks 6-8 due to a calf injury...Started at LG at Chicago (10/9) and vs. Detroit (10/1)...Started at LG vs. Tampa Bay (9/24) as the offense totaled 494 yards...Started at LG at Pittsburgh (9/17)...Started at LG for the 1st time on Monday Night Football Week 1 vs. New Orleans (9/11) for a unit that only allowed 1 sack and paved the way for RB Dalvin Cook to run for 127 yards on 22 carries (5.8 avg)..

2016 Part of a unit that did not allowed a sack in 5 contests (tied for most in the NFL)...Started at center vs. Chicago (1/1/17), at Green Bay (12/24) and vs. Indianapolis (12/18)... Started at center for an O-line that did not allow a sack, helping Sam Bradford complete 70.6% of his passes (24 of 34) for 292

yards, 1 TD and a 106.5 passer rating, at Jacksonville (12/11)... Replaced Joe Berger in the starting lineup for his 1st career start vs. Dallas (12/11)...Saw extended action at center for an injured Joe Berger, competing on 43 offensive snaps, at Detroit (11/24)...Part of an O-line that did not allow a sack, helping Sam Bradford complete 31 of 37 passes, against the Lions... Played 10 offensive snaps, including Adam Thielen's 3-yard TD reception, at Washington (11/13)...Was on the field for both Vikings TDs - 1-yard pass to Kyle Rudolph and 1-yard rush by Rhett Ellison - vs. Detroit (11/6)...Saw action from scrimmage at Chicago (10/31)...Competed on 13 offensive snaps in his NFL debut, including a 1-yard TD run by Matt Asiata, vs. Houston (10/9)...Inactive at Philadelphia (10/23), vs. NY Giants (10/3), at Carolina (9/25), vs. Green Bay (9/18) and at Tennessee (9/11).

2015 Spent final 12 regular-season games and the Wild Card playoff week with Vikings on the 53-man roster but was inactive for each game...Joined Vikings in trade on 10/6...Was active for 49ers for a pair of games but did not see game action... Active for 1st career game as a member of 49ers at Arizona (9/27) but did not play...Active but did not play vs. Green Bay (10/4)...Traded to San Francisco from Baltimore on 9/5...Joined Ravens as a rookie free agent following the 2015 NFL Draft where he competed in training camp and preseason.

COLLEGE Part of Ivy League championship at Harvard as a senior, posting an undefeated record...Honored as a 3rd-Team AP FCS All-American as a senior...Earned 1st-Team All-Ivy as a junior and senior...Started all 10 games as a senior in 2014.

PREP Was named All-State as a senior in football at Hibriten HS in Lenoir, NC...Team captain as a senior...Helped team to 1st-ever undefeated season as a senior...All-Conference and All-County as a junior and senior in football...Standout in discuss, earning conference and county titles.

EASTON'S CAREER GAMES/STARTS	
Year	GP/GS
2015 (Min/SF)	0/0
Playoffs	0/0
2016 (Min)	11/5
2017 (Min)	9/9
Totals	19/13
Playoffs	0/0



#67 CORNELIUS EDISON

POSITION: CENTER COLLEGE: PORTLAND STATE
HEIGHT/WEIGHT: 6-3/312 ACQUIRED: P5 '17
DOB: 7-10-93 NFL SEASON: 2
HOMETOWN: UNIVERSITY PLACE, WA VIKINGS SEASON: 1

2017 GP/GS PS Career GP/GS 0/0 Playoffs GP/GS 0/0

Attended Portland State, which also claims the 'Vikings' as their mascot.

OFF THE FIELD Majored in graphic design...Son of Vincent and Cathleen Edison...Has 2 brothers, George and Chris.

PRO Signed to the Chicago Bears practice squad on 11/30/15... Signed to the Bears active roster on 10/24/16...Signed by Atlanta as a free agent on 5/17/17 and released on 9/2/17... Signed to the Vikings practice squad on 9/4/17.

2017 Signed to the Vikings practice squad on 11/17/17... Released by the Vikings on 10/30/17...Inactive vs. Cleveland (10/29) for the Vikings International series game in London, England...Promoted to the Vikings active roster on 10/28/17...

Signed by Atlanta as a free agent on 5/17/17 and released on 9/2/17...Signed to the Vikings practice squad on 9/4/17.

2016 Signed to the Chicago Bears practice squad on 11/30/15... Signed to the Bears active roster on 10/24/16...

COLLEGE Started every game his final 3 seasons at Portland State...Named a team co-captain as a senior...Earned 1st Team All-Big Sky and won the 2014 FCS Rimington Award as the nation's best center...Started at center in the FCS National Bowl All-Star Game...Helped the Vikings set numerous season records as a junior, including rushing yards (3,330) rushing average (277.7) and total offense (6,486).

PREP Attended Curtis High School...Earned 1st Team All-League as an offensive and defensive lineman in both his senior and junior seasons...



#65 PAT ELFLEIN

POSITION: CENTER COLLEGE: OHIO STATE
HEIGHT/WEIGHT: 6-3/303 ACQUIRED: D3 (#70) '17
DOB: 7-6-94 NFL SEASON: R
HOMETOWN: PICKERINGTON, OH VIKINGS SEASON: R

2017 GP/GS 12/12 Career GP/GS 12/12 Playoffs GP/GS 0/0

Named Rimington Award winner as a senior along with earning consensus 1st-Team All-America honors. Has started 53 consecutive games dating back to his collegiate career and was named 1st-Team All-Big Ten each of his final 3 seasons.

OFF THE FIELD Earned bachelor's degree in communication and played his final season as a graduate student...Trained for the NFL Draft at O-Line Performance in Arizona, operated by former Buckeye/NFL standout LeCharles Bentley, who also trained current Vikings G and former Buckeye Alex Boone... Older brother, Matt, played football at Ohio Dominican... Worked on concrete crew in the summers during high school... Boyhood friend and high school classmate in Pickerington, OH of former Michigan TE and fellow 2017 NFL draftee Jake Butt (Denver), who was roommates with Vikings 2017 4th-round pick LB Ben Gedeon while at Michigan.

PRO Selected with the 70th overall pick in the 2017 NFL Draft, the highest selected C by the Vikings since Ryan Cook was selected 51st overall in 2006...1st Ohio State O-lineman selected by the Vikings since Corey Stringer, who was selected in 1995 with the 24th overall pick...1 of 7 Buckeyes selected in the 2017 NFL Draft...The 1st of 5 Cs drafted in the 2017 NFL Draft.

2017 Started at C at Atlanta (12/3) and protected QB Case Keenum as the Vikings won their 5th consecutive road game for the 1st time since 1974...Started at C at Detroit (11/23) on Thanksgiving Day...Started at C vs. Los Angeles (11/19) and at Washington (11/12) and did not allow a sack in either game... Started at C at Twickenham Stadium in London, England vs. Cleveland (10/29) as a part of the NFL's International Series...

Started at C in Weeks 5-7...Started at C vs. Detroit (10/1) in his 1st career NFC North game...Started at C vs. Tampa Bay (9/24), has helped the Vikings average over 400 yards (400.3) of offense per game through the 1st 3 weeks, just the 2nd time since 1970 (422.7, 2004)...Started at C at Pittsburgh (9/17) and snapped for QB Case Keenum in his Vikings debut...Started at C on Monday Night Football Week 1 vs. New Orleans (9/11) for a unit that only allowed 1 sack and paved the way for RB Dalvin Cook to run for 127 yards on 22 carries (5.8 avg).

COLLEGE Decorated 5th-year senior from Ohio State who was named the Rimington Award winner and was 1 of 3 finalists for the Outland Trophy during his final season with the Buckeyes... Earned Big Ten's Rimington/Pace Offensive Lineman of the Year honors in 2016...Named 1st-Team Big Ten each of his final 3 seasons...Helped OSU lead Big Ten in scoring, total offense and rushing yards in 2016...Paved way for RB Ezekiel Elliot to rush for 3,699 yards in just 2 seasons (2014-15)...Started all 15 games - the opening 3 games at LG and the final 12 at RG - during the Buckeye's National Championship run...Did not miss a game from 2013-16 appearing in 53 games while starting 42, including 41 consecutive...Redshirted as a true freshman in 2012.

PREP Attended Pickerington North HS in Pickerington, OH where he was teammates with former Michigan Wolverine and current Denver Broncos TE Jake Butt...Was rated the #33 G prospect in the nation by ESPN...Named 1st-Team All-State in Division 1 as a senior...2-time team captain in football and earned 12 letters in football, wrestling and track...Named Wrestler of the Year as a senior in Ohio Capital Conference, qualifying for state and national tournament.

ELFLEIN'S CAREER GAMES/STARTS
Year GP/GS
2017 (Min) 12/12
Totals 12/12



#18

MICHAEL FLOYD

POSITION: WIDE RECEIVER
 HEIGHT/WEIGHT: 6-3/220
 DOB: 11-27-89
 HOMETOWN: ST. PAUL, MN

COLLEGE: NOTRE DAME
 ACQUIRED: FA '17
 NFL SEASON: 6
 VIKINGS SEASON: 1

2017 GP/GS

7/1

Career GP/GS

83/48 (74/46-AZ, 2/1-NE, 7/1-MIN)

Playoffs GP/GS

4/4(3/3-AZ, 1/1-NE)

- In 2011, named 1 of 2 season-long team captains at Notre Dame alongside fellow Vikings teammate S Harrison Smith.
- Local product attended Cretin-Derham Hall in St. Paul, continuing a long line of standouts from the school, including former Viking Matt Birk, Twins star Joe Mauer and baseball Hall of Famers Dave Winfield and Paul Molitor.

OFF THE FIELD

Earned bachelor's degree in sociology at Notre Dame...Was roommates with Vikings teammate TE Kyle Rudolph for 3 years while at Notre Dame...Was a sociology major at Notre Dame...Son of Mike Floyd Sr. and Theresa Romero.

PRO

Has started 47 of his 76 career games played between Arizona and New England...Durable player who has played in 76 of a possible 80 games in his career...Released by Arizona on 12/14/16 and claimed by New England on 12/15/16...Played in final 2 regular-season games for New England and 1 playoff game as the team went on to win Super Bowl LI...Has 12 career games of 100+ yards receiving...Has shown the knack for the big play with 13 of his opening 19 career TDs from 2012-15 being 20+ yards...Ranked #2 in the NFL with an average of 17.9 yards per catch in 2014, trailing only DeSean Jackson (20.9) and had 9 catches of 30+ yards...Posted 1st career 1,000+ yard season in 2013 with 1,041 yards on 65 catches...Originally entered NFL as the 13th overall selection in the 2012 Draft by Arizona and the 2nd WR taken that year behind Justin Blackmon at #5 to Jacksonville.

2017

Recorded 2 catches for 20 yards at Atlanta (12/3)...Hauled in 1 catch for 8 yards at Detroit (11/23) on Thanksgiving Day...Caught 2 passes for 16 yards vs. Los Angeles (11/19)...Played on offense at Washington (11/12)...Caught 1 pass for 7 yards vs. Cleveland (10/29) at Twickenham Stadium in London, England...Inactive due to a hamstring injury vs. Baltimore (10/22)...Made his 1st start as a Viking vs. Green Bay (10/15), caught 1 pass for 5 yards...Made his Vikings debut at Chicago (10/9), catching 1 pass for 19 yards...Suspended for the first 4 games of the 2017 season.

2016

Saw time in 11 games and 6 starts with Arizona and 2 games with New England, starting 1 during regular season...Started and played in 1 postseason contest with New England,

FLOYD'S NFL TOTALS

Year	GP/GS	RECEIVING					RUSHING				
		No.	Yds.	Avg.	Lg	TD	No.	Yds.	Avg.	Lg	TD
2012 (Ari).....	16/3	45	562	12.5	53	2	0	0	0.0	0	0
2013 (Ari).....	16/16	65	1,041	16.0	91t	5	0	0	0.0	0	0
2014 (Ari).....	16/14	47	841	17.9	63	6	1	2	2.0	2	0
Playoffs.....	1/1	1	-12	-12.0	9	0	0	0	0.0	0	0
2015 (Ari).....	15/6	52	849	16.3	60t	6	0	0	0.0	0	0
Playoffs.....	2/2	6	63	10.5	15	2	0	0	0.0	0	0
2016 (Ari).....	11/7	33	446	13.5	39	4	0	0	0.0	0	0
..... (NE).....	2/1	4	42	10.5	14	1	0	0	0.0	0	0
Playoffs.....	1/1	1	9	9.0	9	0	0	0	0.0	0	0
2017 (Min).....	7/1	8	75	9.3	19	0	0	0	0.0	0	0
Total.....	83/48	253	3,836	15.2	91t	24	1	2	2.0	2	0
Playoffs.....	4/4	8	60	7.5	15	2	0	0	0.0	0	0

facing Houston in Divisional Playoffs...Had 33 receptions with Arizona and 4 with New England in regular-season play...Hauled in 5 TDs on the season, 4 with Arizona and 1 with New England in regular-season finale vs. Miami...Released by Arizona on 12/14 and claimed by New England on 12/15...Had season-high 101 yards vs. San Francisco (11/13) on 5 receptions...Had consecutive games with season-high 5 catches vs. Seattle (10/23) and vs. San Francisco (11/13)...The game vs. Seattle (10/23) ended in a 6-6 tie...Played in 1st game as a Patriot vs. NY Jets (12/24) and caught 1 pass for 6 yards...Caught 1st TD as a Patriot in regular season finale at Miami (1/1/17), ending day with 3 catches for 36 yards and a TD on a 14-yard scoring pass from Tom Brady...Played in AFC Divisional Playoff game vs. Houston (1/14/17) and had a 9-yard catch...Was inactive for AFC Championship Game vs. Pittsburgh and Super Bowl LI vs. Atlanta.

2015

Played in 15 games and started 6...Ranked 3rd on the club with 52 catches and 849 yards and tied career-best with 6 TDs...Helped Arizona rank #1 in total offense in the NFL for the 1st time in team history and set franchise records for points (489) and TDs (59)...Helped club go 13-3 to win NFC West and advance to NFC title game before falling on the road to Carolina...Had career-high 5 games with 100+ yards on the season to lead Arizona players...Started slowly during season while dealing with hand injury but posted 44 catches, 745 yards and all 6 TDs in the final 10 games of the season...Had all 5 games with 100+ yards in the final 8 games he played on the season...Had season-high 113 yards and tied season-high with 7 catches at Seattle (11/15) and had season-high 2 TDs on the day...Caught TDs in 4 consecutive games, at Pittsburgh (10/18), vs. Baltimore (10/26), at Cleveland (11/1) and at Seattle (11/15)...Reeled in a 60-yard TD strike at Cleveland (11/1), the 2nd-longest score of his career...Missed 1st career game vs. Cincinnati (11/22) when he was sidelined with a hamstring injury...Had 2-TD day in NFC Divisional Round playoffs vs. Green Bay (11/16/16), his lone 2-TD day in playoff action.

2014

Started 14 of the 16 games he played as the Cardinals went 11-5 and qualified for playoffs as a Wild Card...Led team with 841 receiving yards...His 17.9 yards per catch ranked #2 in the NFL and he had 15 receptions of 20+ yards, including 5 TDs of 20+ yards...Notched 1st career multi-TD day with 2 scores vs. Detroit (11/16)...Set career-high with 8 catches and had season-high 153 yards in regular season finale at San Francisco (12/28) with TDs of 20 and 41 yards...Caught a pass in 1st career playoff game, at Carolina (1/3/15) in Wild Card action.

2013 Started all 16 games and had breakout season with career-high 65 catches and his 1st career 1,000-yard campaign with 1,041...Team went 10-6 but did not qualify for playoffs... Had best day as a pro with 6 catches for career-high 193 yards at Jacksonville (11/17), including a career-long 91-yard TD...The 91-yarder was the 6th-longest play from scrimmage in team history and the 193 yards were the 7th-best by a Cardinal... Had consecutive 100-yard days with 193 at Jacksonville (11/17) and 104 vs. Indianapolis (11/24) on a season-high 7 catches... Posted game with 99 yards at Philadelphia (12/1) and 91 yards vs. San Francisco (12/29).

2012 Played in all 16 games and started 3 as a rookie with the 3 starts coming in the final 5 games of the season...Ranked 3rd on team with 45 catches and 562 yards...Scored a TD on his 1st career catch, catching a deflection for an 8-yard score vs. Philadelphia (9/23)...Made 1st career start at NY Jets (12/2)... Wrapped up season with career-best 8 catches for 186 yards at San Francisco (12/30), the 4th-best mark by a Cardinals rookie in a game and the 2nd-best mark by an NFL rookie in 2012.

COLLEGE Started 41 of his 43 career games at Notre Dame... Set school records with 271 catches for 3,686 yards and 37 TDs...Ended tenure in South Bend with 5 school career records...Set school mark with 17 career 100-yard games...

FLOYD'S CAREER GAME-BY-GAME (*starts)

2012.....ARIZONA.....	Rec.	Yards	Avg.	Long	TD
9/9..... Seattle.....	0	0	0.0	0	0
9/16..... @ New England.....	0	0	0.0	0	0
9/23..... Philadelphia.....	1	8	8.0	8t	1
9/30..... Miami.....	4	35	8.8	10	0
10/4..... @ St. Louis.....	1	17	17.0	17	0
10/14..... Buffalo.....	1	24	24.0	24	0
10/21..... @ Minnesota.....	1	7	7.0	7	0
10/29..... San Francisco.....	5	36	7.2	9	0
11/4..... @ Green Bay.....	5	80	16.0	37	0
11/18..... @ Atlanta.....	2	18	9.0	17	0
11/25..... St. Louis.....	4	35	8.8	15	0
12/2..... @ NY Jets*.....	2	22	11.0	16	0
12/9..... @ Seattle.....	2	30	15.0	18	0
12/16..... Detroit*.....	3	37	12.3	25	0
12/23..... Chicago.....	6	47	7.8	14	0
12/30..... @ San Francisco*.....	8	166	20.7	53	1
2012.....GP/GS: 16/3.....	45	562	12.5	53	2

2013.....ARIZONA.....	Rec.	Yards	Avg.	Long	TD
9/8..... @ St. Louis*.....	4	82	20.5	44	0
9/15..... Detroit*.....	3	22	7.3	11	0
9/22..... @ New Orleans*.....	4	49	12.3	20	0
9/29..... @ Tampa Bay*.....	5	87	17.4	27	0
10/6..... Carolina*.....	5	61	12.2	22	0
10/13..... @ San Francisco*.....	5	44	8.8	19	1
10/17..... Seattle*.....	5	58	11.6	15	0
10/27..... Atlanta*.....	3	30	10.0	15t	1
11/10..... Houston*.....	2	31	15.5	20	0
11/17..... @ Jacksonville*.....	6	193	32.2	91t	1
11/24..... Indianapolis*.....	7	104	14.8	29	0
12/1..... @ Philadelphia*.....	5	99	19.8	34	1
12/8..... St. Louis*.....	2	26	13.0	13	0
12/15..... @ Tennessee*.....	2	33	16.5	20	0
12/22..... @ Seattle*.....	1	31	31.0	31t	1
12/29..... San Francisco*.....	6	91	15.2	44	0
2013.....GP/GS: 16/16.....	65	1,041	16.0	91t	5

SINGLE-GAME CAREER HIGHS (*playoffs)

Receptions..... 8..... 2x, last at SF, 12/28/14
 Receiving Yards..... 193..... at Jacksonville, 11/17/13
 Long reception..... 91t..... at Jacksonville, 11/17/13
 TD Receptions..... 2..... 4x, last vs. *Green Bay, 1/16/16

Caught a pass in 42 of 43 games played...Named team MVP as a senior and was a semi-finalist for Biletnikoff Award... Named 2nd-Team All-America and set school record with 100 receptions and his 1,147 yards was the 4th-best mark by an Irish player...Started all 12 games as a junior and notched 79 catches for 1,025 yards and 12 TDs, the 79 catches ranked 3rd on all-time ND list and the 12 TDs tied for 4th...Started the 7 games he played as a sophomore in 2009, ranking 2nd on team with 44 catches, 795 yards and 9 TDs...Started 10 of the 11 games he played as a freshman in 2008 en route to setting ND freshman records with 48 catches, 719 yards and 7 TDs...Came off the bench in 1st career game and caught 22-yard TD on his 1st career reception, marking the 1st time an Irish freshman scored in the season opener.

PREP Twice named the Gatorade Player of the Year in Minnesota, twice earned *Associated Press* Player of the Year and as a senior was 1st-Team All-America by *USA Today* and Parade at Cretin-Derham Hall High in St. Paul...Selected to play in U.S. Army All-America Game...Caught 59 passes for 1,247 yards and 17 TDs as a senior...Had 63 catches for 1,240 yards and 16 TDs as a junior...Standout in basketball ended with 1,380 points, just 86 points off the school record.

2014.....ARIZONA.....	Rec.	Yards	Avg.	Long	TD
9/8..... San Diego*.....	5	119	23.8	63	0
9/14..... @ NY Giants*.....	1	19	19.0	19	0
9/21..... San Francisco*.....	5	114	22.8	45	0
10/5..... @ Denver.....	1	7	7.0	7	0
10/12..... Washington*.....	4	47	11.7	20t	1
10/19..... @ Oakland*.....	3	47	15.7	33t	1
10/26..... Philadelphia*.....	0	0	0.0	0	0
11/2..... @ Dallas*.....	4	36	9.0	12	0
11/9..... St. Louis.....	1	11	11.0	11	0
11/16..... Detroit*.....	2	54	27.0	42t	2
11/23..... @ Seattle*.....	0	0	0.0	0	0
11/30..... @ Atlanta*.....	5	53	10.6	22	0
12/7..... Kansas City*.....	4	85	21.3	45	0
12/11..... @ St. Louis*.....	2	55	27.5	49	0
12/21..... Seattle*.....	2	41	20.5	32	0
12/28..... @ San Francisco*.....	8	153	19.1	41t	2
2014.....GP/GS: 16/14.....	47	841	17.9	63	6

2014 PLAYOFFS

1/3/15..... @ Carolina*.....	1	-12	-12.0	9	0
------------------------------	---	-----	-------	---	---

2015.....ARIZONA.....	Rec.	Yards	Avg.	Long	TD
9/13..... New Orleans.....	1	18	18.0	18	0
9/20..... @ Chicago.....	0	0	0.0	0	0
9/27..... San Francisco.....	1	12	12.0	12	0
10/4..... St. Louis.....	5	59	11.8	22	0
10/11..... @ Detroit*.....	1	15	15.0	15	0
10/18..... @ Pittsburgh.....	5	50	10.0	18	1
10/26..... Baltimore*.....	3	59	19.6	33	1
11/1..... @ Cleveland.....	4	106	26.5	60t	1
11/15..... @ Seattle.....	7	113	16.1	35t	2
11/22..... Cincinnati.....		INACTIVE			
11/29..... @ San Francisco*.....	1	14	14.0	14	0
12/6..... @ St. Louis*.....	7	104	14.8	31	0
12/10..... Minnesota.....	5	102	20.4	42t	1
12/20..... @ Philadelphia*.....	5	70	14.0	29	0
12/27..... Green Bay*.....	6	111	18.5	47	0
1/3/16..... Seattle.....	1	16	16.0	16	0
2015.....GP/GS: 15/6.....	52	849	16.3	60t	6

2015 PLAYOFFS

1/16/16..... Green Bay*.....	3	26	8.7	9t	2
1/24/16..... @ Carolina*.....	3	37	12.3	15	0
Totals.....GP/GS: 2/2.....	6	63	10.5	15	2

2016	ARIZ./NEW ENG.*	Rec.	Yards	Avg.	Long	TD	2017	MINNESOTA	No.	Yards	Avg.	Long	TD
9/11	New England*	3	61	20.3	39	0	9/11	vs. New Orleans		INACTIVE			
9/18	Tampa Bay*	2	8	4.0	7	1	9/17	at Pittsburgh		INACTIVE			
9/25	Buffalo*	4	65	16.3	25	0	9/24	vs. Tampa Bay		INACTIVE			
10/2	Los Angeles	3	36	12.0	16	1	10/1	vs. Detroit		INACTIVE			
10/6	@ San Francisco	0	0	0.0	0	0	10/9	at Cleveland	1	19	19.0	19	0
10/17	NY Jets	2	22	11.0	13	1	10/15	vs. Green Bay*	1	5	5.0	5	0
10/23	Seattle*	5	65	13.0	18	0	10/22	vs. Baltimore		INACTIVE			
10/30	@ Carolina	0	0	0.0	0	0	10/29	at Cleveland	1	7	7.0	7	0
11/13	San Francisco	5	101	20.2	35	0	11/12	at Washington	0	0	0.0	0	0
11/20	@ Minnesota*	2	21	10.5	11	0	11/19	vs. LA Rams	2	16	8.0	8	0
11/27	Atlanta	2	31	15.5	19	0	11/23	at Detroit	1	8	8.0	8	0
12/4	Washington*	3	18	6.0	7	1	12/3	at Atlanta	2	20	10.0	15	0
12/11	@ Miami*	2	18	9.0	15	0	12/10	at Carolina					
12/18	@ Denver		INACTIVE				12/17	vs. Cincinnati					
12/24	NY Jets	1	6	6.0	6	0	12/23	at Green Bay					
1/1/17	@ Miami*	3	36	12.0	14t	1	12/31	vs. Chicago					
2016	GP/GS: 13/8	37	488	13.2	39	5	2017	GP/GS: 7/1	8	75	9.6	19	0
2016 PLAYOFFS													
1/14/17	Houston*	1	9	9.0	9	0							
1/22/17	Pittsburgh		INACTIVE										
2/5/17	Atlanta (SB51)		INACTIVE										
Totals	GP/GS: 1/1	1	9	9.0	9	0							

FLOYD'S TOUCHDOWNS

GAME (*playoffs)	PLAY
vs. Philadelphia, 9/23/12	8 pass from K. Kolb
at San Francisco, 12/30/12	37 pass from B. Hoyer
at San Francisco, 10/13/13	10 from C. Palmer
vs. Atlanta, 10/27/13	15 from C. Palmer
at Jacksonville, 11/17/13	91 from C. Palmer
at Philadelphia, 12/1/13	23 from C. Palmer
at Seattle, 12/22/13	31 from C. Palmer
vs. Washington, 10/12/14	20 from C. Palmer
at Oakland, 10/19/14	33 from C. Palmer
vs. Detroit, 11/16/14	42, 12 pass from D. Stanton
at San Francisco, 12/28/14	20, 41 pass from R. Lindley
at Pittsburgh, 10/18/15	3 pass from C. Palmer
vs. Baltimore, 10/26/15	3 pass from C. Palmer
at Cleveland, 11/1/15	60 pass from C. Palmer
at Seattle, 11/15/15	27, 35 pass from C. Palmer
vs. Minnesota, 12/10/15	43 pass from C. Palmer
vs. Green Bay, 1/16/16*	8, 9 pass from C. Palmer
vs. Tampa Bay, 9/18/16	1 pass from C. Palmer
vs. Los Angeles Rams, 10/2/16	5 pass from C. Palmer
vs. New York Jets, 10/17/16	9 pass from C. Palmer
vs. Washington, 12/4/16	6 pass from C. Palmer
at Miami, 1/1/17	14 pass from T. Brady
Total	26 (24 regular season- All receiving)

U.S. BANK STADIUM SIGNATURE ITEMS

U.S. Bank Stadium cuts an impressive figure against the downtown Minneapolis skyline and serves as the state-of-the-art home of the Minnesota Vikings since opening in July of 2016.

The most unique design feature of U.S. Bank Stadium has fans thinking they are sitting outdoors, even on a cold Minnesota afternoon. The 248,000-square foot ethylene-tetra-fluoro-ethylene (ETFE) roof provides a compromise of an open-air stadium. The transparent material that makes up 60 percent of the stadium's roof is designed to let light in but is lighter and more economical than glass. The material allows fans to experience an outdoor view in a climate-controlled environment.

The design of the roof is built to withstand even the worst winters Minnesota has to offer. The downward slopes that go east to west and north to south allows the stadium's roof to shed snow in a timely fashion. The material combined with the natural heat rise from the inside of the building helps the snow melt and shed off the roof into diverters along the edges of the roof.

Seen below is U.S. Bank Stadium, lit purple in remembrance of Minneapolis native and music icon Prince, who passed away on April 21, 2016.





#73 SHARRIF FLOYD

POSITION: DEFENSIVE TACKLE
HEIGHT/WEIGHT: 6-3/311
DOB: 5-28-91
HOMETOWN: PHILADELPHIA, PA

COLLEGE: FLORIDA
ACQUIRED: D1a (#23) '13
NFL SEASON: 5
VIKINGS SEASON: 5

2017 GP/GS
NFI

Career GP/GS
44/24

Playoffs GP/GS
1/1

Field (1/3/16) en route to wrestling NFC North title away from Packers after 4-season hold on the crown.

• The 1st of 3 players drafted in the 1st round by the Vikings in 2013, only the 2nd time the Vikings have had 3 picks in the 1st round and 1st time by an NFL team since St. Louis in 2001.

OFF THE FIELD Visited and spoke to Gainesville elementary students while at Florida...Position coach at Florida was former NFL All-Pro DT Bryant Young...Majored in social and behavioral sciences...Switched jersey to #73 for the 2014 season, going back to his high school and college number after wearing #95 for his rookie NFL campaign...Has visited St. Croix with teammate Linal Joseph, a native of the island, during offseason.

PRO Started 12 of the 13 games he played in the regular season and started Wild Card Playoff game in 2015...Took over as a starter in 2nd season in 2014, making 11 starts in 14 appearances...Appeared in all 16 games during rookie season...Made 1st career start vs. Washington (11/7/13), finishing with 3 tackles...Selected #23 overall in 2013, the 3rd DT selected overall...Shared 1st NFL sack with Jared Allen during International Series game vs. Pittsburgh in London (9/29/13)...Was the 1st DT selected by the Vikings in the 1st round since 2003 when the club drafted Kevin Williams 9th overall...The 1st of 3 players drafted by the Vikings in the 1st round of 2013, marking only the 2nd time in team history the team had 3 picks in the 1st round and the 1st time for an NFL team since St. Louis did it in 2001...Was 1 of 8 Gators selected in the 2013 NFL Draft.

2017 Placed on the non-football injury list on 9/2.

2016 Placed on injured reserve (knee) on 12/12...Inactive Weeks 3-14 after undergoing knee surgery on 9/22...Inactive (knee) vs. Green Bay (9/18)...Part of a deep D-line rotation in the season opener at Tennessee (9/11).

2015 Part of defense that keyed Vikings 11-5 regular-season mark that won the NFC North for the 1st time since 2009...Started 12 of the 13 games he played in and started Wild Card Playoff game vs. Seattle (1/10/16)...Missed 3 straight games mid-season with knee injury...Notched season-high 7 tackles in 3 different games...Posted 2.5 sacks on the season...Sacked Aaron Rodgers in regular-season finale at Lambeau

2014 Served as a regular starter during his 2nd NFL season...Part of a defense that, under 1st-year Head Coach Mike Zimmer, was the most improved in the NFL in 2014, allowing 7.1 fewer points per game than in 2013...Recorded career highs in tackles (55), sacks (4.5), TFLs (11), and QB pressures (43)...Set career highs in tackles (9) and solo tackles (5) in the Vikings OT victory at Tampa Bay (10/26)...Recorded his 1st sack of the season on *Thursday Night Football* at Green Bay (10/2)...Had 3 straight games with at least 0.5 sack (at Buffalo, at Tampa Bay, vs. Washington)...Sacked Panthers QB Cam Newton on the 1st series of the Vikings 31-13 victory over Carolina, 1 of his 4.5 sacks on the season...Missed 2 games with a knee injury (vs. Green Bay, 11/23; at Detroit, 12/14).

2013 Saw action in all 16 games, including 1 start, during his rookie season...Recorded the 1st sack of his career when he and Jared Allen shared a sack on Pittsburgh's Ben Roethlisberger during the NFL International Series in London (9/29)...Notched 1st full sack vs. Carolina (10/13) when he wrapped up Panthers QB Cam Newton...Tipped a pass at the line of scrimmage vs. Cleveland (9/22) that resulted in an Erin Henderson INT, a turnover that resulted in a Viking score...Recorded a season-best 4 tackles at Baltimore (12/8)...Finished with 3 tackles in his 1st NFL start vs. Washington (11/7)...1 of 10 Vikings rookies to see action during the 2013 season.

COLLEGE Played in 37 career games, making 26 starts as a Gator...Declared for the NFL Draft following his junior season...Had 115 career tackles, 26.0 TFL, 4.5 sacks, a pass breakup, 3 blocked FGs and 1 FF...His 3 career kick/punt blocks is tied for 5th in school history...Appeared in and started all 13 games during the 2012 season and was named 1st-Team Defense AP All-SEC (DT), 1st-Team Defense Coaches' All-SEC (DL), Sporting News All-American, Phil Steele Postseason All-SEC 1st-Team (DL)...1st DL at Florida since 2001 to earn All-America honors...Recorded 46 tackles on the season and led the team with 13.0 TFL, added 1 forced fumble and 2 blocked kicks during his junior season...Recorded 5 tackles, including 2.0 sacks for a loss of 12 yards and blocked a field goal against his current Vikings teammate Teddy Bridgewater and Louisville in the Sugar Bowl...Started the final 11 games of the season at DE after being suspended for the 1st 2 games by the NCAA in 2011...Totaled 46 tackles, 6.5 TFL, 1.5 sacks, a pass breakup and a blocked kick during his sophomore campaign...Named to the 2010 Coaches' Freshman All-SEC Team...Had 23 tackles, 13 assisted and 10 solo, with 6.5 for loss in 2010...Was 1 of 7 true freshmen to make a start in 2010...Earned a starting spot and contributed 2 tackles, including 1 for loss, in the Gators win over Penn State in the Outback Bowl.

PREP Was ranked the No. 1 DT by Scout.com and selected the Maxwell Football Club's National High School Player of the Year in 2009...Attended Philadelphia's George Washington High School...Garnered Public League Player of the Year accolades and was named to the All-City squad by the *Daily News* his senior year...Also named to the *Daily News* All-Decade Team as well as naming him the Public League Player of the Decade...Graduated with a 3.0 GPA.

FIRST ROUND FOCUS

The Vikings feature 11 players who entered the NFL as a 1st-round draft choices, 7 of which were selected by the Vikings.

VIKINGS 1ST-ROUND TALENTS	PLAYER, SCHOOL, POS., TEAM	SEASON, SELECTION
	Terence Newman, Kansas State, CB, Dallas	2003, #5
	Sam Bradford, Oklahoma, QB, St. Louis	2010, #1
	Michael Floyd, Notre Dame, WR, Arizona	2012, #13
	Riley Reiff, Iowa, T, Detroit	2012, #23
	Harrison Smith, Notre Dame, S, Minnesota	2012, #29
	Sharrif Floyd, Florida, DT, Minnesota	2013, #23
	Xavier Rhodes, Florida State, CB, Minnesota	2013, #25
	Anthony Barr, UCLA, LB, Minnesota	2014, #9
	Teddy Bridgewater, Louisville, QB, Minnesota	2014, #32
	Trae Waynes, Michigan State, CB, Minnesota	2015, #11
	Laquon Treadwell, Mississippi, WR, Minnesota	2016, #23

FLOYD'S NFL TOTALS

Year.....	GP/GS	Tackles			Sacks	INTs	PBU	TFL	QBH	FF/FR
		Solo	Asst.	Total						
2013 (Min).....	16/1	17	12	29	2.5	0	4	7.5	7	0/0
2014 (Min).....	14/11	27	28	55	4.5	0	1	11.0	43	0/0
2015 (Min).....	13/12	21	16	37	2.5	0	1	7.0	20	0/0
Playoffs.....	1/1	3	1	4	1.0	0	0	2.0	3	0/0
2016 (Min).....	1/0	0	0	0	0.0	0	0	0.0	0	0/0
Totals.....	44/24	65	56	121	9.5	0	6	25.5	70	0/0
Playoffs.....	1/1	3	1	4	1.0	0	0	2.0	3	0/0

SINGLE-GAME CAREER HIGHS

Tackles.....9.....at Tampa Bay, 10/26/14
 Solo Tackles.....6.....vs. Seattle, 12/6/15
 Sack.....1.0.....7x, last at Green Bay, 1/3/16
 Passes Defensed.....1.....6x, vs. Chicago, 12/20/15
 QB Pressures.....6.....at Buffalo, 10/19/14;
vs. Washington, 11/2/14;
vs. Chicago, 12/28/14

FLOYD'S SACKS

GAME	QB	SACK
vs. Pittsburgh, 9/29/13.....	Ben Roethlisberger.....	.05
vs. Carolina, 10/13/13.....	Cam Newton.....	1.0
vs. Chicago, 12/1/13.....	Josh McCown.....	1.0
at Green Bay, 10/2/14.....	Aaron Rodgers.....	1.0
@ Buffalo, 10/19/14.....	Kyle Orton.....	1.0
@ Tampa Bay, 10/26/14.....	Mike Glennon.....	1.0
vs. Washington, 11/2/14.....	Robert Griffin III.....	0.5
vs. Carolina, 11/30/14.....	Cam Newton.....	1.0
vs. San Diego, 9/27/15.....	Philip Rivers.....	0.5
vs. Kansas City, 10/18/15.....	Alex Smith.....	0.5
vs. Chicago, 12/20/15.....	Jay Cutler.....	0.5
@ Green Bay, 1/3/16.....	Aaron Rodgers.....	1.0
Total.....		9.5

FLOYD'S CAREER GAME-BY-GAME (*starts)

2013.....	U	A	T	TFL	SK	QH	FF	FR	INT	PD	2015.....	U	A	T	TFL	SK	QH	FF	FR	INT	PD	
at DET - 9/8.....	0	0	0	0.0	0	0	0	0	0	1	at SF - 9/14 *.....	0	1	1	0	0.0	0	0	0	0	0	
at CHI - 9/15.....	1	1	2	0.0	0	0	0	0	0	0	vs. DET - 9/20 *...1	1	2	0	0.0	4	0	0	0	0	0	
vs. CLE - 9/22.....	1	0	1	0.0	1	0	0	0	0	1	vs. SD - 9/27 *.....	1	0	1	0.5	4	0	0	0	0	0	
vs. PIT - 9/29.....	0	1	1	0.5	1	0	0	0	0	1	at DEN - 10/4 *.....	0	1	1	0	0.0	2	0	0	0	0	
vs. CAR - 10/13.....	2	1	3	1.0	1	0	0	0	0	0	vs. KC - 10/18 *...1	1	2	2	0.5	5	0	0	0	0	0	
at NYG - 10/21.....	1	1	2	0.0	0	0	0	0	0	0	at DET - 10/25.....	INACTIVE										
vs. GB - 10/27.....	1	0	1	0.0	0	0	0	0	0	0	at CHI - 11/1.....	INACTIVE										
at DAL - 11/3.....	0	1	1	0.0	1	0	0	0	0	0	vs. STL - 11/8.....	INACTIVE										
vs. WAS - 11/7*...1	2	3	0	0.0	0	0	0	0	0	0	at OAK - 11/15.....	0	0	0	0.0	1	0	0	0	0	0	
at SEA - 11/17.....	1	1	2	0.0	0	0	0	0	0	0	vs. GB - 11/22 *...1	1	2	1	0.0	0	0	0	0	0	0	
at GB - 11/24.....	2	0	2	0.0	0	0	0	0	0	0	at ATL - 11/29 *...2	1	3	1	0.0	0	0	0	0	0	0	
vs. CHI - 12/1.....	2	1	3	2.0	1	0	0	0	0	0	vs. SEA - 12/6 *...6	1	7	0	0.0	0	0	0	0	0	0	
at BAL - 12/8.....	3	1	4	0.0	2	0	0	0	0	0	at AZ - 12/10 *...4	3	7	0	0.0	0	0	0	0	0	0	
vs. PHI - 12/15.....	0	0	0	0.0	0	0	0	0	0	0	vs. CHI - 12/20 *...2	0	2	1	0.5	1	0	0	0	0	1	
at CIN - 12/22.....	1	1	2	0.0	0	0	0	0	0	1	vs. NYG - 12/27 *...1	1	2	0	0.0	0	0	0	0	0	0	
vs. DET - 12/29.....	1	1	2	0.0	0	0	0	0	0	0	at GB - 1/3/16 *...2	5	7	1	1.0	3	0	0	0	0	0	
2013...GP/GS: 16/1...17	12	29	8	2.5	7	0	0	0	0	4	2015...GP/GS: 13/12...21	16	37	7	2.5	20	0	0	0	0	1	
2014.....	U	A	T	TFL	SK	QH	FF	FR	INT	PD	PLAYOFFS											
at STL - 9/7*.....	1	1	2	1	0.0	1	0	0	0	0	vs. SEA - 1/10/16 *...3	1	4	2	1.0	3	0	0	0	0	0	
vs. NE - 9/14*.....	0	1	1	1	0.0	0	0	0	0	0	2016.....	U	A	T	TFL	SK	QH	FF	FR	INT	PD	
at NO - 9/21.....	2	0	2	0.0	0	0	0	0	0	0	at TN - 9/11.....	0	0	0	0	0.0	0	0	0	0	0	
vs. ATL - 9/28*...2	3	5	0	0.0	3	0	0	0	0	0	vs. GB - 9/18.....	INACTIVE										
at GB - 10/2*.....	1	1	2	1.0	4	0	0	0	0	0	at CAR - 9/25.....	INACTIVE										
vs. DET - 10/12*...0	3	3	0	0.0	0	0	0	0	0	0	vs. NYG - 10/3.....	INACTIVE										
at BUF - 10/19*...3	3	6	1	1.0	6	0	0	0	0	0	vs. HOU - 10/9.....	INACTIVE										
at TB - 10/26*...5	4	9	1	1.0	5	0	0	0	0	0	at PHI - 10/23.....	INACTIVE										
vs. WAS - 11/2*...2	4	6	1	0.5	6	0	0	0	0	0	at CHI - 10/31.....	INACTIVE										
at CHI - 11/16*...5	2	7	2	0.0	2	0	0	0	0	0	vs. DET - 11/6.....	INACTIVE										
vs. GB - 11/23.....	INACTIVE										at WAS - 11/13.....	INACTIVE										
vs. CAR - 11/30...1	0	1	1	1.0	4	0	0	0	0	0	vs. ARI - 11/20.....	INACTIVE										
vs. NYJ - 12/7.....	0	2	2	0.0	2	0	0	0	0	0	at DET - 11/24.....	INACTIVE										
at DET - 12/14.....	INACTIVE										vs. DAL - 12/1.....	INACTIVE										
at MIA - 12/21*...2	3	5	1	0.0	4	0	0	0	0	0	at JAX - 12/11.....	INACTIVE										
vs. CHI - 12/28*...3	1	4	1	0.0	6	0	0	0	0	1	vs. IND - 12/18.....	INJURED RESERVE										
2014...GP/GS: 14/11...27	28	55	11	4.5	43	0	0	0	0	1	at GB - 12/24.....	INJURED RESERVE										
											vs. CHI - 1/1/17.....	INJURED RESERVE										
											2016...GP/GS: 1/0...0	0	0	0	0.0	0	0	0	0	0	0	0



#2 KAI FORBATH

POSITION: KICKER
HEIGHT/WEIGHT: 5-11/197
DOB: 9-2-87
HOMETOWN: SANTA MONICA, CA

COLLEGE: UCLA
ACQUIRED: FA '16
NFL SEASON: 6
VIKINGS SEASON: 2

2017 GP/GS 12/0
Career GP/GS 70/0 (41/0 -WAS; 10/0 -NO; 19/0 -MIN)
Playoffs GP/GS 1/0 -WAS

- Signed as a free agent by the Vikings on 11/16/16.
- Teammates at UCLA with fellow Vikings specialist LS Kevin Dermott. Both were at UCLA together from 2008-10.
- 2nd all-time in Redskins history for career FG percentage (min 50 att.) after going 60 of 69 (87.0%) on FGs during his 41 games with Washington.

OFF THE FIELD Full name is Kai August Forbath...History major at UCLA...Took part in the Vikings Town Takeover in Morris, Minnesota during the 2017 offseason.

HONORS Named **NFC Special Teams Player of the Week** at Dallas (10/27/14).

PRO 108 of 125 (86.4%) on FGs, including 7 game-winners, and 161 of 172 (93.6%) on PATs...Kicked for the New Orleans Saints for the final 10 games of 2015...Went 9 of 13 (69.2%) on FGs and 33 of 34 (97.1%) on PATs as a Saint...Made a career-best 2 FGs from 50+ yards in 2015 with New Orleans, including a 50-yard game-winner as time expired vs. NY Giants (11/1/15) and a career-long 57-yarder vs. Houston (11/29)...Released by New Orleans on 9/6/16 as a part of final cuts...First signed with the Saints on 10/19/15 before re-signing with them on 3/10/16...Kicked for the Redskins in Week 1 of the 2015 season going 1-of-2 on FGs and 1 of 1 on PATs before being cut 9/14/15...With Washington in 2014, connected on a career-high 24-of-27 (88.9%) FGs and 31-of-32 (96.9%) PATs while appearing in all 16 games for the only time in his career...Appeared in 13 games in 2013, missing 3 due to a groin injury...Went 18 of 22 (81.8%) on FGs and 26 of 26 on PATs in 2013 with the Redskins...Signed with the Redskins on 10/9/12 season and had a record setting-setting first season...Made his 1st 17 career FG attempts, setting an NFL record, which has since been tied, for consecutive makes to start a career...Finished 17 of 18 (94.4%) on FGs and 33 of 34 (97.1%) on PATs in 2012...Spent the 2012 offseason and training camp with Tampa Bay before being released during final cuts on 8/31/12...Claimed by the Buccaneers on 4/17/12 after being waived by Dallas...Originally signed with Dallas as an undrafted free agent following the lock out in 2011 (8/2) and was placed on the NFL (Non-football injury) list (8/30) where he spent the entire 2011 season.

2017 Was 2-of-2 on PATs and did not attempt a FG for the 1st time as a Viking at Atlanta (12/3)...Converted 1-of-2 FGs and made 3-of-4 PATs at Detroit (11/23) on Thanksgiving Day...Was 3-of-3 on PATs and 1-of-3 on FGs vs. Los Angeles (11/19)...Converted a FG from 50+ for the 4th consecutive game, tying a team record, Forbath finished the day 1/1 on FGs and 5/5 on PATs against his former team at Washington (11/12)...Made at least 4 FGs in back-to-back games and a FG from 50+ in 3 straight games for the 1st time in his career, booting FGs from 34,35,43 and 51 vs. Cleveland (10/29) at Twickenham stadium in London, England as a part of the NFL's International series, also went 2/3 on PATs...Converted 2 50+ FGs in 1 game for the 1st time in his career as he set career-highs with 18 points and 6 FGs made on 6 attempts vs. Baltimore (10/22), tying the 2nd most FGs made in a game in Vikings history, also marking the 1st time in his career with 50+ yd FGs in back-to-back games. Teamed up with Justin Tucker to tie the league record for most FGs in a single game (9)...Made all 3 of his FG attempts, including a 53-yarder, the 2nd longest kick of his career and 6th from

50+, while also making both PATs vs. Green Bay (10/15)...Made both PATs and a pair of 26-yard FGs at Chicago (10/9) including the game-winning FG with 12 seconds remaining...Missed his 1st FG as a Viking, a 39-yarder, while making his lone PAT vs. Detroit (10/1)...Improved to 21/21 on FG attempts as a Viking, making a 20-yarder and 37-yarder vs. Tampa Bay (9/24) while also making all 4 PATs and adding a special teams tackle...Made his lone FG attempt, a 42-yarder, and missed his only PAT at Pittsburgh (9/17)...Made all 3 FG attempts (24, 32, 45) and went 2/3 on PATs vs. New Orleans (9/11).

2016 Converted all 15 of his FG attempts after signing with the Vikings in Week 11, the 3rd most (tied) in the NFL during that span...Made a 21-yard FG and all 5 PATs vs. Chicago (11/17)...Made both FGAs - from 22 and 26 yards - at Green Bay (12/14)...Connected from 32 and 51 yards vs. Indianapolis (12/18)...Matched a career high with 4 FGM to remain perfect on the season at Jacksonville (12/11)...Made all 3 FGAs - from 48, 36 and 33 yards - vs. Dallas (12/1)...Was perfect on 3 kicks - 2 FGAs (30 and 28 yards) and 1 PAT - at Detroit (11/24)...Connected on 3 of 4 PATs and his lone FGA (27 yards), adding 1 special teams tackle, in his Vikings debut vs. Arizona (11/20)...Also yielded a career-high-tying 5 TBs on 6 KOs against the Cardinals...Signed with the Vikings on 11/16...Spent the 2016 offseason and training camp with New Orleans before being released on 9/6 during final cuts.

2015 Kicked in 1 game for Washington, going 1 of 2 on FGs and 1 of 1 on PATs before being released on 9/14...Signed with New Orleans on 10/21...Led the team with 60 points after going 9 of 13 on FGs and 33 of 34 on PATs in 10 games...Recorded 21 TBs on 49 kickoffs...Converted both FG attempts, including a 30-yard game-winner in the season finale at Atlanta (1/3/16)...Connected on 2-of-2 FGs, including a career-long 57-yard boot, the 3rd longest in Saints history, at Houston (11/29)...Made all 7 of his PAT attempts, a career best, and kicked the game-winning 50-yard FG vs. NY Giants (11/1)...Was 3 of 4 on PATs in 1st game as a Saint at Indianapolis (10/25).

2014 Played in all 16 games for the only time in his career...Had the 3rd-highest single-season percentage in team history going 24 of 27 (88.9) on FGs, trailing only Mark Moseley (95.2%, 1992) and his own mark in 2012 (94.4%)...Scored career-high 103 points...Pushed his career-long streak of consecutive FGs made, extending back to 2013, to 18 before missing at Philadelphia (9/21)...Made career-high 4 FGs, including a game-winning 22-yard kick as time expired vs. Tennessee (10/19)...Kicked game-winning FGs vs. Dallas (10/27) - a 40-yarder in OT - and vs. Philadelphia - a 26-yarder with 5 seconds remaining.

2013 Missed 3 games early in the season due to a groin injury...Went 18 of 22 (81.8%) on FGs and a perfect 26 of 26 on PATs in 13 games...Connected on his 2nd career 50-yard FG at Kansas City (12/8).

2012 After being waived by Dallas and claimed by Tampa Bay on 4/17, he spent the 2012 offseason and training camp with the Buccaneers but was released on 8/31...Joined Redskins in Week 6 and set an NFL record, which has since been tied, for consecutive FGs made to start a career with 17...Finished 17 of 18 (94.4%) on FGs and 33 of 34 (97.1%) on PATs on the season...Missed his last FG attempt of the season, a 37-yarder that bounced off the right upright, narrowly missing a perfect 18-of-18 season...Made his NFL debut vs. Minnesota (10/14) where he

connected on his 1st career FG attempt - a 50-yarder - and hit 5-of-5 PATs...Connected on both PAT attempts in playoff loss vs. Seattle (1/6/13).

2011 Signed with Dallas after the lockout on 8/2 and was placed on the Non-Football Injury (NFI) list on 8/30.

COLLEGE Was at UCLA from 2006-10 after redshirting his 1st year on campus...Was ranked 2nd in school history with a career 84.2 FG percentage and tied for 1st on the career list with 85 FGs when he left school...Won the Lou Groza Award (Top Kicker) in 2009 and was a semifinalist in 2010...Earned

several 1st-Team All-American honors in 2009...Named 2nd-Team All-Pac 10 by the AP in 2009...Selected by the coaches as 1st-Team All-Pac 10 in 2009 and 2nd Team All-Pac 10 in 2008 and 2010.

PREP Attended Notre Dame HS in Sherman Oaks, CA...Helped his team win 3 CIF Championships & post an overall 35-1 record...Named 1st team All-American by *USA Today* and rated the #1 kicker in his class by *ESPN.com*.

FORBATH'S GAME WINNERS (7)

DATE	FG	TIME	FINAL
12/9/12.....vs. Baltimore	34	11:37 OT	31-28
10/19/14.....vs. Tennessee	22	0:00	19-17
10/27/14.....at Dallas	40	9:43 OT	20-17
12/20/14.....vs. Philadelphia	26	0:05	27-24
11/1/15.....vs. New York Giants	50	0:00	52-49
1/3/16.....at Atlanta	30	0:00	20-17
10/9/17.....at Chicago	26	0:12	20-17

FORBATH'S 50-YARDERS (10)

DATE	FGs	FINAL
10/14/12.....vs. Minnesota	50	W, 38-26
12/8/13.....at Kansas City	50	L, 10-45
11/1/15.....vs. NY Giants	50	W, 52-49
11/29/15.....at Houston	57	L, 6-24
12/18/16.....vs. Indianapolis	51	L, 6-34
10/15/17.....vs. Green Bay	53	W, 23-10
10/22/17.....vs. Baltimore	52,51	W, 24-16
10/29/17.....vs. Cleveland	51	W, 33-16
11/12/17.....at Washington	53	W, 38-30

FORBATH'S NFL TOTALS

SCORING

Year	GP	FG	FGA	Pct	Lg	Blk	XP	XPA	Pct	Blk	Pts
2012 (Was)	11	17	18	94.4	50	0	33	34	97.1	1	84
Playoffs	1	0	0	--	--	--	2	2	100.0	0	2
2013 (Was)	13	18	22	81.8	50	2	26	26	100.0	0	80
2014 (Was)	16	24	27	88.9	49	0	31	32	96.9	1	103
2015 (Was)	1	1	2	50.0	45	0	1	1	100.0	0	4
(NO)	10	9	13	69.2	57	2	33	34	97.1	0	60
Totals	11	10	15	66.7	57	2	34	35	97.1	0	64
2016 (Min)	7	15	15	100.0	51	0	11	14	78.6	1	56
2017 (Min)	12	24	28	85.7	53	1	26	31	83.9	0	97
Totals	70	108	125	86.4	57	5	161	172	93.6	3	484
Playoffs	1	0	0	--	--	--	2	2	100.0	0	2

FIELD GOALS

Year	1-19	Pct	20-29	Pct	30-39	Pct	40-49	Pct	50+	Pct
2012 (Was)	0/0	--	3/3	100.0	2/3	66.6	11/11	100.0	1/1	100.0
Playoffs	0/0	--	0/0	--	0/0	--	0/0	--	0/0	--
2013 (Was)	0/0	--	3/4	75.0	10/10	100.0	4/6	66.7	1/2	50.0
2014 (Was)	0/0	--	11/11	100.0	6/7	85.7	7/8	87.5	0/1	0.0
2015 (Was)	0/0	--	0/0	--	0/0	--	1/2	50.0	0/0	--
(NO)	0/0	--	2/3	66.7	3/4	75.0	2/3	66.6	2/3	66.6
Totals	0/0	--	2/3	66.7	3/4	75.0	3/5	60.0	2/3	66.6
2016 (Min)	0/0	--	5/5	100.0	5/5	100.0	4/4	100.0	1/1	100.0
2017 (Min)	0/0	--	4/4	100.0	10/12	83.3	5/6	83.3	5/6	83.3
Totals	0/0	--	28/30	93.3	36/41	87.8	34/40	85.0	10/14	71.4
Playoffs	0/0	--	0/0	--	0/0	--	0/0	--	0/0	--

SINGLE-GAME CAREER HIGHS

FG Attempts 6..... vs. Baltimore, 10/22/17
 FG Made 6..... vs. Baltimore, 10/22/17
 Long FG 57..... at Houston, 11/29/15
 PAT Attempts 7..... at NY Giants, 11/1/15
 PAT Made 7..... at NY Giants, 11/1/15
 Kickoff Touchbacks..... 5..... vs. Jacksonville, 12/27/15; vs. Arizona, 11/20/16
 Points 18..... vs. Baltimore, 10/22/17

FORBATH'S CAREER GAME-BY-GAME

2012..... WASHINGTON..... PAT	FG	PTS	FGs (missed)
10/14... Minnesota.....	5-5	1-1	8 50
10/21... @ NY Giants.....	2-2	3-3	11 20, 43, 45
10/28... @ Pittsburgh.....	0-1	2-2	6 48, 45
11/4.... Carolina.....	1-1	2-2	7 47, 25
11/18... Philadelphia.....	4-4	1-1	7 25
11/22... @ Dallas.....	5-5	1-1	8 48
12/3.... NY Giants.....	2-2	1-1	5 33
12/9.... Baltimore.....	2-2	3-3	11 48, 49, 34
12/16... @ Cleveland.....	5-5	1-1	8 44
12/23... @ Philadelphia.....	3-3	2-2	9 45, 42
12/30... Dallas.....	4-4	0-1	4 (37)

2012..... 33-34	17-18	84
2012 PLAYOFFS		
1/6/13... Seattle.....	2-2	0-0 2

2013..... WASHINGTON..... PAT	FG	PTS	FGs (missed)
9/9.... vs. Philadelphia.....	3-3	0-1	3 (40)
10/13... @ Dallas.....	1-1	3-4	10 20, 32, 33, (49)
10/20... vs. Chicago.....	6-6	1-1	9 38
10/27... @ Denver.....	3-3	0-0	3
11/3.... vs. San Diego.....	3-3	1-3	6 25, (59), 47
11/7.... @ Minnesota.....	3-3	2-2	9 20, 40
11/17... @ Philadelphia.....	0-0	0-0	0
11/25... vs. San Francisco.....	0-0	2-2	6 36, 35
12/1.... vs. NY Giants.....	2-2	1-1	5 33
12/8.... vs. Kansas City.....	1-1	1-1	4 50
12/15... @ Atlanta.....	2-2	2-2	8 33, 37
12/22... vs. Dallas.....	2-2	3-3	11 36, 22, 47
12/29... vs. NY Giants.....	0-0	2-2	6 31, 49

2013..... 26-26	18-22	80
-----------------	-------	----

2014..... WASHINGTON..... PAT	FG	PTS	FGs (missed)
9/7..... @ Houston.....	0-1	0-0	0
9/15.... vs. Jacksonville.....	5-5	2-2	11 36, 42
9/21.... @ Philadelphia.....	4-4	2-3	10 49, 44, (33)
9/25.... vs. NY Giants.....	2-2	0-0	2
10/6.... vs. Seattle.....	2-2	1-1	5 27
10/12... @ Arizona.....	2-2	2-2	8 28, 43
10/19... vs. Tennessee.....	1-1	4-4	13 31, 31, 27, 22
10/27... @ Dallas.....	2-2	2-2	8 44, 40
11/2.... @ Minnesota.....	2-2	2-2	8 36, 26
11/16... vs. Tampa Bay.....	1-1	0-2	1 (47), (50)
11/23... @ San Francisco.....	1-1	2-2	7 27, 46
11/30... @ Indianapolis.....	3-3	2-2	9 25, 29
12/7.... vs. St. Louis.....	0-0	0-0	0
12/14... @ NY Giants.....	1-1	2-2	7 35, 38
12/20... vs. Philadelphia.....	3-3	2-2	9 25, 26
12/28... vs. Dallas.....	2-2	1-1	5 25

2014..... 31-32	24-27	103
-----------------	-------	-----

2015..... WAS/NO..... PAT	FG	PTS	FGs (missed)
9/13.... vs. Miami.....	1-1	1-2	4 45, (46)
10/25 @ Indianapolis.....	3-4	0-0	3
11/1.... vs. NY Giants.....	7-7	1-1	10 50
11/8.... vs. Tennessee.....	4-4	0-1	4 (46)
11/15... @ Washington.....	2-2	0-0	2
11/29... @ Houston.....	0-0	2-2	6 30, 57
12/6.... vs. Carolina.....	4-4	0-1	4 (38)
12/13... @ Tampa Bay.....	3-3	1-1	6 23
12/21... vs. Detroit.....	3-3	2-2	9 45, 22
12/27... vs. Jacksonville.....	5-5	1-3	8 37, (52), (28)
1/3/16 @ Atlanta.....	2-2	2-2	8 41, 30

2015..... 34-35	10-15	64
-----------------	-------	----

2016..... MINNESOTA..... PAT	FG	PTS	FGs (missed)
11/20... vs. Arizona.....	3/4	1/1	6 27
11/24... @ Detroit.....	1/1	2/2	7 30, 28
12/1.... vs. Dallas.....	0/0	3/3	9 48, 36, 33
12/11... @ Jacksonville.....	1/2	4/4	13 43, 32, 40, 46
12/18... vs. Indianapolis.....	0/0	2/2	6 32, 51
12/24... @ Green Bay.....	1/2	2/2	7 22, 26
1/1/17... vs. Chicago.....	5/5	1/1	8 21

2016..... 11/14	15/15	56
-----------------	-------	----

2017..... MINNESOTA..... PAT	FG	PTS	FGs (missed)
9/11.... New Orleans.....	2/3	3/3	11 24, 32, 45
9/17.... @ Pittsburgh.....	0/1	1/1	3 42
9/24.... Tampa Bay.....	4/4	2/2	10 20, 37
10/1.... Detroit.....	1/1	0/1	1 (39)
10/9.... @ Chicago.....	2/2	2/2	8 26, 26
10/15... Green Bay.....	2/2	3/3	11 36, 34, 53
10/22... Baltimore.....	0/1	6/6	18 32, 34, 43, 43, 51, 52
10/29... @ Cleveland.....	2/3	4/4	13 34, 35, 43, 51
11/13... @ Washington.....	5/5	1/1	8 53
11/19... LA Rams.....	3/3	1/3	6 39, (48) (39)
11/23... @ Detroit.....	3/4	1/2	6 36 (53)
12/3.... @ Atlanta.....	2/2	0/0	2
12/10... @ Carolina.....			
12/17... Cincinnati.....			
12/23... @ Green Bay.....			
12/31... Chicago.....			

2017..... 26/31	24/28	97
-----------------	-------	----



#42 BEN GEDEON

POSITION: LINEBACKER
HEIGHT/WEIGHT: 6-2/244
DOB: 10-16-94
HOMETOWN: HUDSON, OH

COLLEGE: MICHIGAN
ACQUIRED: D4b (#120) '17
NFL SEASON: R
VIKINGS SEASON: R

2017 GP/GS
12/7

Career GP/GS
12/7

Playoffs GP/GS
0/0

- 5th Michigan Wolverine drafted in franchise history and 1st since 5 Tripp Welborne in 1991.
- 4-year special teams contributor in Ann Arbor, full-time starter at LB his senior season.
- Recorded 25 tackles (16 solo), 3.5 TFLs and 2.0 sacks in 4 career games against rival Ohio State.

OFF THE FIELD Graduated a semester early with a degree in economics from Michigan...Both of his brothers played football collegiatly. Alex, was a captain of the Harvard football team and Ben's other brother, Sam, played spring football and rugby at the U.S. Naval Academy...Earned Michigan's U-M Athletic Academic Achievement award and was a 2x Academic All-Big Ten selection (2015,2016).

PRO Selected in the 4th round (120th overall) of the 2017 draft...Faced off against Vikings 2nd-round pick RB Dalvin Cook in the 2016 Orange Bowl.

2017 Posted a solo tackle at Atlanta (12/3)...Tallied 3 special teams tackles at Detroit (11/23) on Thanksgiving Day...Contributed on defense and special teams vs. Los Angeles (11/19)...Contributed a solo tackle at Washington (11/12)...Recorded 2 solo tackles vs. Cleveland (10/29) at Twickenham stadium as a part of the NFL's International series...Posted 4 tackles (2 solo) vs. Baltimore (10/22)...Totalled 3 special teams tackles (2 solo) vs. Green Bay (10/15)...Tallied a career-high 4 total tackles (2 solo) at Chicago (10/9)...Contributed a solo tackle vs. Detroit (10/1)...Posted a career-high 3 tackles (1 solo) vs. Tampa Bay (9/24)...Totalled 2 solo tackles in his 2nd career start at Pittsburgh (9/17)...Started at LB and had 2 total tackles (1 solo) in his NFL debut Week 1 vs. New Orleans (9/11).

GEDEON'S NFL TOTALS

Year.....	GP/GS	Tackles					Special				
		Solo	Asst.	Total	Sacks	INTs	PBU	TFL	QBH	FF/FR	Teams
2017 (Min).....	12/7	13	7	20	0.0	0	1	0	0	0/0	14
Totals	12/7	13	7	20	0.0	0	1	0.0	0	0/0	14

GEDEON'S CAREER GAME-BY-GAME (* - STARTS)

2017	U	A	T	TFL	SK	QH	FF	FR	INT	PD
vs. NO - 9/11*	1	2	0	0.0	0	0	0	0	0	0
at PIT - 9/17*	2	2	0	0.0	0	0	0	0	1	
vs. TB - 9/24*	1	2	3	0.0	0	0	0	0	0	0
vs. DET - 10/1	1	0	1	0.0	0	0	0	0	0	0
at CHI - 10/9*	2	4	0	0.0	0	0	0	0	0	0
vs. GB - 10/15	0	0	0	0.0	0	0	0	0	0	0
vs. BAL - 10/22* ..	2	4	0	0.0	0	0	0	0	0	0
at CLE - 10/29	2	0	2	0.0	0	0	0	0	0	0
at WAS - 11/12* ..	1	0	1	0.0	0	0	0	0	0	0
vs. LAR - 11/19	0	0	0	0.0	0	0	0	0	0	0
at DET - 11/23	0	0	0	0.0	0	0	0	0	0	0
at ATL - 12/3*	1	0	1	0.0	0	0	0	0	0	0
at CAR - 12/10										
vs. CIN - 12/17										
at GB - 12/23										
vs. CHI - 12/31										
2017 ... GP/GS: 12/7 ...	13	7	20	0.0	0	0	0	0	0	1

COLLEGE 4-year letterman that appeared in 51 games, starting 14 games, racking up 176 tackles, 21 TFL, 6.5 sacks and 2 PBU...Started all 13 games as a senior, earning the team's Roger Zatkoff Award as the squad's top LB...Named All-Big Ten 2nd-Team by the media and 3rd-Team by the conference coaches...Registered 5 double-digit tackle games as he helped the Wolverines to a 10-3 record, including an 8-0 undefeated record at home...Posted 10 tackles, 2 TFLs and 1 sack in a road matchup against rival Ohio State...Tallied 2 stops against Florida State and fellow Viking rookie Dalvin Cook in the Orange Bowl...Saw extended action for the first time in his career as a junior, appearing in 11 games and making 1 start...totalled 34 tackles and 3 TFL while contributing on special teams and as a reserve LB...Had the best performance of his season against rival Ohio State, making 7 tackles...Made 4 solo stops vs. Florida in the Citrus Bowl...Appeared in 11 games his sophomore season...recorded 17 tackles, 1.5 TFLs and 1 sack...Showed out against Appalachian State, recording 4 tackles, 1 QBH and returning a blocked punt 32 yards for a TD...Served as a reserve LB as a true freshman while also contributing on special teams in the 6 games he appeared in...Tallied 6 tackles and the 1st sack of his career vs. rival Ohio State.

PREP Attended Hudson High School...named AP Division I All-Ohio 1st-Team his senior season...Earned 3rd-Team All-State honors as a sophomore after racking up 105 tackles, 5 sacks, 500 rushing yards, 300 receiving yards and 300 passing yards...totalled 1,300 total yards of offense and 14 TDs as a senior. Chose Michigan over other offers including Stanford, Tennessee and Ohio State.

GEDEON'S SINGLE-GAME CAREER HIGHS

Total Tackles 4..... 2x, last vs. Baltimore, 10/22/17
 Solo Tackles 2..... 4x, last vs. Cleveland, 10/29/17
 Passes Defensed 1..... at Pittsburgh, 9/11/17



#97 EVERSON GRIFFEN

POSITION: DEFENSIVE END
HEIGHT/WEIGHT: 6-3/273
DOB: 12-22-87
HOMETOWN: AVONDALE, AZ

COLLEGE: SOUTHERN CALIFORNIA
ACQUIRED: D4 (#100) '10
NFL SEASON: 8
VIKINGS SEASON: 8

2016 GP/GS
11/11

Career GP/GS
117/59

Playoffs GP/GS
2/1

• Named to consecutive **Pro Bowls** in 2015 and 2016, joining Jim Marshall, Carl Eller, Chris Dooleman and Jared Allen as the only Vikings DEs to earn Pro Bowl honors.

• Ranks 3rd in the NFL since 2014 with 42.5 sacks.

• His 60.0 career sacks ranks tied for 8th all-time in Vikings history, currently tied with DT Kevin Williams

• Attended same high school, Agua Fria in Avondale, AZ, as Vikings Hall of Famer Randall McDaniel.

OFF THE FIELD Active in the *Leaders of Tomorrow* program that makes meals available for school-age kids in Minnesota...Married, has 3 sons, Greyson, Ellis and Sebastian...Takes part in the annual Vikings blood drive and community events with teammates...One of the most active Vikings in the team's off-the-field charitable endeavors...Majored in sociology at USC...Enjoys fishing and being on the water in his free time, with boating, wave runners and water skiing among his favorite activities...Looked up to Vikings legend Randall McDaniel as a young athlete.

HONORS Earned **Pro Bowl** honors in 2015 and 2016...Named **NFC Defensive Player of the Week** for game at Carolina (9/25/16)...Named **NFC Defensive Player of the Week** for game at Green Bay (1/3/16)...Named **NFC Defensive Player of the Month** in October 2014...Tabbed 2014 **Vikings Defensive MVP**.

PRO Named to consecutive **Pro Bowls** following 2015 and 2016 seasons...Registered 8 sacks in 2016, 2nd on the team...Led Vikings with 10.5 sacks in 2015...Earned **NFC Defensive Player of the Week** in 2015 regular-season finale when team clinched NFC North title on Packers home field, taking the title away after a 4-year streak of Green Bay holding it...Has 10.0 career sacks against rival Aaron Rodgers of the Packers, including playoffs and 3.0 in 2016...Has scored 3 career TDs: fumble return vs. Chicago (1/1/17), INT return at St. Louis (12/16/12) and blocked punt return vs. Carolina (11/30/14)...Named the Vikings 2014 **Defensive MVP**...Re-signed with Vikings prior to the opening of free agency in 2014 offseason...Named **NFC Defensive Player of the Month** in October 2014 after recording 6.0 sacks and a FF in 4 contests...Recorded 5.5 sacks in 2013, including 2.5 in the last 2 games of season...Had 1st FF of his career vs. Pittsburgh in the NFL International Series in London (9/29/13)...Made impact on Vikings defense in 2012, ranking 3rd on team with 8.0 sacks... Scored 1st career TD on 1st career INT at St. Louis (12/16/12), taking back a Sam Bradford pass 29 yards for a TD...Posted career-best 3.0 sacks vs. Green Bay (12/30/12) in regular season-

finale, a must-win game that gave the Vikings a playoff berth... Ranked 4th on team in 2011 with 4.0 sacks despite not starting a game...Notched 18 special teams tackles in 2011 (2nd on team)... Carved out role on special teams to get playing time as a rookie, seeing action in final 11 games of season...Burst onto scene with 5 tackles in his 1st career game at Green Bay (11/21/10)...Selected with the 2nd pick in the 4th round of the 2010 NFL Draft (100th overall)...Declared for draft as a junior.

2017 Recorded a solo tackle and 5 QBH at Atlanta (12/3)... Tallied his 3rd multi-sack game of the season on Thanksgiving Day at Detroit (11/23) after the birth of his 3rd son, Sebastian, that morning. He finished the day with 2.0 sacks, 4 solo tackles, 2 TFL, 7 QBH and 1 FF, tying his career-high with 12.0 sacks on the year and setting a new career-high with 3 FF...Returned from injury and tallied 2 tackles (1 solo) and his team-leading 13th TFL of the season vs. Los Angeles (11/19)...Inactive at Washington (11/12) due to a foot injury...Posted his 10th sack of the season vs. Cleveland (10/29) at Twickenham stadium in London, England as a part of the NFL's International series, extending his streak of games with a sack to 8 games, tying Jim Marshall and Jared Allen for the longest streak by a Viking and joining Robert Mathis (2005) and Dwight Freeney (2009) as the only players since 1982 to record a sack in the 1st 8 weeks... He also added 8 QBH a TFL and 2 tackles (1 solo)...Cracked the Vikings all-time sack leaders Top-10 with 2.0 sacks vs. Baltimore (10/22) bringing his career total to 57.0, tied with teammate Brian Robison for 9th all-time...His 13th multi-sack game vs. Baltimore also extended his streak of games with a sack to 7, tied with Jim Marshall for the longest streak by a Viking to start the season...Also tallied 6 tackles (5 solo) 4 QBH, 2 TFLs and his 2nd FF vs. Baltimore...Extended his streak of games with a sack to 6 vs. Green Bay (10/15), totaling 4 tackles (3 solo), 1.0 sacks, 1 TFL and 4 QBH...Finished with 2 solo tackles, his 6th sack of the year, 2 TFLs, 2 QBH and his 1st FF of the year at Chicago (10/9)... Led the team and tied a career-high with 11 QBH vs. Detroit (10/1), added his 5th sack of the season along with 5 tackles (4 solo) and a TFL...Recorded his 4th sack of the season vs. Tampa Bay (9/24) and added 4 QBH...Turned in his 9th career game with 2.0+ sacks at Pittsburgh (9/17), finishing the day with 4 solo tackles, 2.0 sacks, 2 TFL and a team-high 7 QBH...Corralled his 1st sack of the season to go along with 3 QBH and 6 tackles (5 solo) vs. New Orleans (9/11).

2016 Named to 2nd consecutive **Pro Bowl**...Combined with Danielle Hunter (12.5) and Brian Robison (7.5) - the NFL's only DE trio with 7-plus sacks each - for the NFL's 2nd-most sacks by DEs (28.0)...Helped lead the NFL's 3rd-ranked defense (314.9 ypg), totaling 61 tackles (41 solo), 10 TFL, 8.0 sacks, 68 QBHs, 2 FF, 3 FR (1 returned for a TD) and 1 PD...Posted 3 tackles, 2 QBHs and his 3rd-career TD on a 20-yard fumble return vs.

GRIFFEN GRINDING

Everson Griffen is 3rd in the NFL since 2014 with 42.5 sacks, trailing only Von Miller and Ryan Kerrigan and most among DE. Griffen totaled 12.0 sacks in 2014, 10.5 in 2015, 8.0 in 2016 and 12.0 in 2017.

2014-17 NFL SACKS

PLAYER	SACKS
Von Miller, Denver, LB	47.5
Ryan Kerrigan, Washington, LB	43.0
Everson Griffen, Minnesota, DE	42.5
Justin Houston, Kansas City, LB	42.0
J.J. Watt, Houston, DE	39.5

DOMINATING ENDS

Since Danielle Hunter was drafted in 2015 (Rd. 3, #88), he and teammate Everson Griffen have teamed as the most dominant pass rushers in the NFL.

2015-17 NFL SACK DUOS

PLAYERS TEAM	SACKS
E. Griffen/D. Hunter, Minnesota	54.5
C. Atkins/C. Dunlap, Cincinnati	54.0
R. Kerrigan/P. Smith, Washington	47.0
V. Miller/S. Ray, Denver	46.5
M. Addison/K. Short, Carolina	45.0
M. Bennett/C. Avril, Seattle	44.0

Chicago (1/1/17)...Recorded 2 tackles and 3 QBHs at Green Bay (12/24)...Notched 3 tackles, 2.0 sacks, 2 TFL, 3 QBHs and 1 PD at Jacksonville (12/11)...Registered a career-high 10 tackles (8 solo), 5 QBHs, 1 FF and 1 FR vs. Dallas (12/1)...Forced a WR Lucky Whitehead fumble and recovered a QB Dak Prescott fumble, which was forced on a DE Brian Robison strip-sack, against the Cowboys...Notched 2 tackles and 3 QBHs in his 100th career game vs. Arizona (11/20)...Tallied 6 tackles, 5 QBHs and 1 FR, which led to a Minnesota TD 4 plays later, at Washington (11/13)...Posted a 7 stops, 2 TFL, 1 sack and 4 QBHs vs. Detroit (11/6)...Recorded 5 tackles, including 1 sack, at Chicago (10/31)...Registered 3 tackles and 2 QBHs at Philadelphia (10/23)...Notched 4 stops and a career-high 11 QBHs vs. Houston (10/9)...Recorded 1 solo stop vs. NY Giants (10/3)...Registered 4 tackles 3 TFL, 3.0 sacks and 9 QBHs at Carolina (9/25) and was named **NFC Defensive Player of the Week**...Totalled 3 tackles, including 2 TFL and 1 sack, 5 QBHs and 1 FF vs. Green Bay (9/18)...Tallied 3 tackles and 5 QBHs at Tennessee (9/11).

2015 Keyed Vikings run to NFC North title and playoff berth by leading team in sacks with 10.5...Earned **Pro Bowl** honors for the 1st time in his career and was tabbed **NFC Defensive Player of the Week** at Green Bay (1/3/16)...Helped Vikings defense rank #13 in total defense...Earned NFC honors for Green Bay game when he had 6 tackles, 2.0 sacks and forced a fumble on a sack that was returned 55 yards for a TD by Captain Munnerlyn to help win at Lambeau Field for the 1st time since 2009 and wrestle the NFC North title away from the Packers after 4 years...Started playoff game vs. Seattle (1/10/16) and notched a sack on Russell Wilson...Had 3-game streak with a sack in middle of season, at Oakland, vs. Green Bay and at Atlanta...Had season-high 6 tackles at Green Bay (1/3/16) and in Wild Card playoff game vs. Seattle (1/10/16).

2014 Had a breakout season in his 1st year as a full-time starter, helping the Vikings defense have the most improved defense in the NFL in 2014... **2014 Vikings Defensive MVP**...Recorded a career-best 12.0 sacks on the season in 16 contests...Started 16 games after entering the season after posting 1 start in his opening 4 seasons...Named **NFC Defensive Player of the Month** in October after recording 6.0 sacks and a FF in 4 games...Returned a Jasper Brinkley blocked punt return TD in franchise history and the 2nd Vikings blocked punt return TD on the day, a franchise record and tying an NFL record for 2 blocked punt return TDs by the same team in 1 game...Recorded a sack in 5 consecutive games, a career-long streak...Had career day at Buffalo (10/19) when he recorded a career-high 9 tackles and tied a career-high with 3.0 sacks...Notched multiple sacks in 3 games, including the season-opening win at St. Louis.

2013 Finished with 5.5 sacks, including 2.5 in the final 2 games of the season...Recorded the game-winning strip-sack against Pittsburgh in the NFL International Series in London (9/29), the 1st FF of his career...Tipped a Jay Cutler pass at Chicago (9/15) that led to a Kevin Williams interception in the end zone for a touchback...Recorded sacks in back-to-back games twice during the season...Had a career-best 6 tackles and tied a career high with 3.0 TFLs at Cincinnati (12/22).

GRIFFEN'S NFL TOTALS

Year	GP/GS	Tackles								Sacks	INTs	PBU	TFL	QBH	FF/FR	Special Teams
		Solo	Asst.	Total	Sacks	INTs	PBU	TFL	QBH							
2010 (Min)	11/0	5	2	7	0.0	0	0	0	5	0/0	8					
2011 (Min)	16/0	12	3	15	4.0	0	2	4	8	0/1	18					
2012 (Min)	16/1	21	15	36	8.0	1 (29t)	3	10	27	0/2	7					
Playoffs	1/0	3	1	4	1.0	0	0	1	1	0/0	0					
2013 (Min)	16/0	19	11	30	5.5	0	1	9	27	1/0	2					
2014 (Min)	16/16	46	29	75	12.0	0	2	21	70	1/0	0					
2015 (Min)	15/15	27	22	49	10.5	0	4	17	76	1/0	0					
Playoffs	1/1	4	2	6	1.0	0	0	2	9	0/0	0					
2016 (Min)	16/16	41	20	61	8.0	0	1	10	68	2/3	0					
2017 (Min)	11/11	31	6	37	12.0	0	0	15	55	3/0	0					
Total	117/59	197	108	306	60.0	1 (29t)	13	86	338	8/6	35					
Playoffs	2/1	7	3	10	2.0	0	0	3	10	0/0	0					

2012 Came on strong late in season, posting 5.0 sacks, 1 INT, 1 TD and 16 QB hurries in the final 7 games...Had a sack in his playoff debut at Green Bay (1/5/13) in NFC Wild Card game...Posted career-best 3.0 sacks vs. Green Bay (12/30) in regular-season finale win over Packers that gave the Vikings a playoff berth...Started 1st career game at Houston (12/23)...Scored 1st career TD on 1st career INT at St. Louis (12/16/12), taking back a Sam Bradford pass 29 yards for a TD...His 29-yard INT return TD ranks as the 4th-longest in Vikings history by a defensive lineman...Posted a 22-yard sack against Andrew Luck at Indianapolis (9/16), the 3rd-longest sack in team history.

2011 Played in all 16 games, notching 4.0 sacks (4th on team)...Ranked 2nd on team with 18 special teams tackles...Posted 1st career sack vs. Tampa Bay (9/18) when he caught Josh Freeman...Notched career-best 3 special teams tackles at Kansas City (10/2) and vs. Green Bay (10/23)...Versatile special teamer that played as a gunner on punt coverage at times as well as serving as a regular on return units...Contributed to the Vikings 50.0 sacks on the season, tied for 1st in the NFL...Helped Vikings special teams unit set a then-team record with 26.9 kickoff return average for the season and tied for 1st in the NFL with 4 kickoff returns of 50+ yards.

2010 Played in final 11 games after being inactive for the opening 5 contests...Notched career-high 5 tackles vs. Green Bay (11/21)...Had 5 QB hurries in a 5-game span with a season-high 2 vs. Buffalo (12/5)...Posted 8 special teams tackles, notching season-high 2 at Chicago (11/14) and at Detroit (1/2/11).

COLLEGE Helped USC win or tie for Pac-10 titles in 2007 and 2008...Trojans won Rose Bowl as a freshman and sophomore, topping Illinois as a freshman and Penn State as a sophomore...USC won Emerald Bowl over Boston College as a junior...Earned 2nd-Team All-Pac-10 honors as a junior...Burst onto the scene as a true freshman, starting 2 games...Started 2007 opener vs. Idaho as a true freshman, becoming the 1st USC true freshman to start an opener since Tim Ryan in 1986...Notched career-high 3.5 sacks vs. Oregon State as a true freshman.

PREP Attended Agua Fria High in Avondale, AZ...Named Super Prep and Scout.com Player of the Year in Arizona...Consensus All-America...Gatorade Circle of Champions Player of the Year for Arizona...Had 16.0 sacks on defense and ran for 1,251 yards and 20 TDs on offense as a senior...Earned 1st-Team All-Region in basketball...Competed as a shot putter...Played AAU hoops.

SINGLE-GAME CAREER HIGHS

Tackles	10	vs.	Dallas, 12/1/16
Solo Tackles	8	vs.	Dallas, 12/1/16
Sacks	3.0	3x, last at	Carolina, 9/25/16
Interception	1	at	St. Louis, 12/16/12
Long INT Return	29t	at	St. Louis, 12/16/12
Force Recovery	1	5x, last vs.	Dallas, 12/1/16
Forced Fumble	1	6x, last vs.	Chicago, 1/1/17
QB Hurries	11	2x, last vs.	Detroit, 10/1/17
Special Teams Tackles	3	2x, last vs.	Green Bay, 10/23/11

GRIFFEN'S CAREER GAME-BY-GAME (*starts)

2010.....U	A	T	TFL	SK	QH	FF	FR	INT	PD	2012.....U	A	T	TFL	SK	QH	FF	FR	INT	PD
at NO - 9/9.....	INACTIVE									vs JAC - 9/9.....	0	0	0	0.0	2	0	0	0	0
vs MIA - 9/19.....	INACTIVE									at IND - 9/16.....	1	2	1	1.0	1	0	0	0	0
vs DET - 9/26.....	INACTIVE									vs SF - 9/23.....	0	3	3	0.0	0	0	1	0	0
at NYJ - 10/11.....	INACTIVE									at DET - 9/30.....	1	2	3	2.0	3	0	0	0	0
vs DAL - 10/17.....	INACTIVE									vs TEN - 10/7.....	0	0	0	0.0	2	0	0	0	0
at GB - 10/24.....	0	0	0	0.0	0	0	0	0	0	at WAS - 10/14.....	1	1	2	0.0	0	0	0	0	0
at NE - 10/31.....	0	0	0	0.0	0	0	0	0	0	vs ARZ - 10/21.....	1	2	3	0.0	1	0	0	0	0
vs ARI - 11/7.....	1	0	1	0.0	1	0	0	0	0	vs TB - 10/25.....	0	1	1	0.0	1	0	0	0	0
at CHI - 11/14.....	0	0	0	0.0	1	0	0	0	0	at SEA - 11/4.....	1	1	2	0.0	1	0	0	0	0
vs GB - 11/21.....	3	2	5	0.0	1	0	0	0	0	vs DET - 11/11.....	3	0	3	1.0	2	0	0	0	0
at WAS - 11/28.....	1	0	1	0.0	0	0	0	0	0	at CHI - 11/25.....	0	1	1	0.0	1	0	0	0	0
vs BUF - 12/5.....	0	0	0	0.0	2	0	0	0	0	at GB - 12/2.....	4	1	5	0.0	1	0	0	0	0
vs NYG - 12/13.....	0	0	0	0.0	0	0	0	0	0	vs CHI - 12/9.....	3	0	3	1.0	1	0	0	0	0
vs CHI - 12/20.....	0	0	0	0.0	0	0	0	0	0	at STL - 12/16.....	2	1	3	0.0	3	0	0	1	1
at PHI - 12/26.....	0	0	0	0.0	0	0	0	0	0	at HOU - 12/23*.....	1	1	2	1.0	0	7	1	0	1
at DET - 1/2.....	0	0	0	0.0	0	0	0	0	0	vs GB - 12/30.....	3	0	3	3.0	1	0	0	0	1
2010...GP/GS: 11/0...5	2	7	0	0.0	5	0	0	0	0	2012...GP/GS: 16/1...21	15	36	10	8.0	27	0	2	1	3

2012 PLAYOFFS

at GB - 1/5/13.....	3	1	4	1	1.0	1	0	0	0	2013.....U	A	T	TFL	SK	QH	FF	FR	INT	PD
vs DET - 9/8.....	0	0	0	0.0	1	0	0	0	0	at DET - 9/8.....	0	0	0	0.0	1	0	0	0	0
at KC - 10/2.....	1	0	1	1.0	1	0	0	0	0	at CHI - 9/15.....	1	3	4	0	0.0	0	0	0	1
vs ARI - 10/9.....	0	1	1	0.0	0	0	0	0	1	vs. CLE - 9/22.....	1	1	2	0.0	2	0	0	0	0
at CHI - 10/16.....	0	0	0	0.0	1	0	0	0	0	vs. PIT - 9/29.....	2	0	2	1.0	2	1	0	0	0
vs GB - 10/23.....	2	0	2	1.0	2	0	0	0	0	vs. CAR - 10/13.....	1	0	1	1.0	1	0	0	0	0
at CAR - 10/30.....	0	0	0	0.0	1	0	0	0	0	at NYG - 10/21.....	2	0	2	0.0	1	0	0	0	0
at GB - 11/14.....	0	1	1	0.0	0	0	0	0	0	vs. GB - 10/27.....	0	0	0	0.0	2	0	0	0	0
vs OAK - 11/20.....	2	1	3	0.0	1	0	0	0	0	at DAL - 11/3.....	1	0	1	1.0	0	0	0	0	0
at ATL - 11/27.....	1	0	1	1.0	0	0	0	0	0	vs. WAS - 11/7.....	1	0	1	1.0	3	0	0	0	0
vs DEN - 12/4.....	1	0	1	0.0	0	0	0	0	0	at SEA - 11/17.....	0	1	1	0.0	0	0	0	0	0
at DET - 12/11.....	2	0	2	0.0	0	0	0	0	0	at GB - 11/24.....	0	2	2	0.0	0	0	0	0	0
vs NO - 12/18.....	1	0	1	0.0	0	0	1	0	1	vs. CHI - 12/1.....	1	1	2	0.0	2	0	0	0	0
at WAS - 12/24.....	0	0	0	0.0	0	0	0	0	0	at BAL - 12/8.....	3	2	5	0.0	6	0	0	0	0
vs CHI - 1/1.....	0	0	0	0.0	0	0	0	0	0	vs. PHI - 12/15.....	0	0	0	0.0	3	0	0	0	0
2011...GP/GS: 16/0...12	3	15	4	4.0	8	0	1	0	2	at CIN - 12/22.....	5	1	6	3.0	1.5	2	0	0	0
										vs. DET - 12/29.....	1	0	1	1.0	2	0	0	0	0
										2013...GP/GS: 16/0...19	11	30	9	5.5	27	1	0	0	1

at STL - 9/7*.....	3	0	3	2	2.0	4	0	0	0	2015.....U	A	T	TFL	SK	QH	FF	FR	INT	PD
vs. NE - 9/14*.....	1	1	2	0	0.0	0	0	0	0	at SF - 9/14 *.....	3	2	5	0	0.5	1	0	0	0
at NO - 9/21*.....	3	2	5	0	0.0	2	0	0	0	vs. DET - 9/20 *.....	1	2	3	1	1.0	5	0	0	0
vs. ATL - 9/28*.....	2	2	4	0	0.0	3	0	0	0	vs. SD - 9/27 *.....	2	2	4	3	1.5	10	0	0	1
at GB - 10/2*.....	1	2	3	1	1.0	0	0	0	0	at DEN - 10/4 *.....	3	0	3	0	0.0	2	0	0	0
vs. DET - 10/12*.....	3	3	6	1	1.0	6	0	0	0	vs. KC - 10/18.....	INACTIVE								
at BUF - 10/19*.....	7	1	8	3	3.0	3	1	0	0	at DET - 10/25 *.....	1	1	2	2	1.5	6	0	0	0
at TB - 10/26*.....	6	1	7	2	1.0	8	0	0	0	at CHI - 11/1 *.....	1	2	3	1	0.0	4	0	0	0
vs. WAS - 11/2*.....	3	1	4	4	1.0	8	0	0	0	vs. STL - 11/8 *.....	2	1	3	1	0.0	5	0	0	0
at CHI - 11/16*.....	2	2	4	1	0.0	3	0	0	1	at OAK - 11/15 *.....	1	4	5	1	1.0	5	0	0	1
vs. GB - 11/23*.....	2	3	5	2	0.0	1	0	0	0	vs. GB - 11/22 *.....	1	3	4	2	1.0	4	0	0	1
vs. CAR - 11/30*.....	3	2	5	2	2.0	6	0	0	0	at ATL - 11/29 *.....	1	1	2	1	1.0	5	0	0	0
vs. NYJ - 12/7*.....	3	3	6	2	1.0	7	0	0	1	vs. SEA - 12/6 *.....	2	0	2	0	0.0	0	0	0	0
at DET - 12/14*.....	1	4	5	0	0.0	4	0	0	0	at AZ - 12/10 *.....	1	1	2	1	1.0	9	0	0	0
at MIA - 12/21*.....	1	0	1	0	0.0	6	0	0	0	vs. CHI - 12/20 *.....	1	0	1	0	0.0	5	0	0	0
vs. CHI - 12/28*.....	5	2	7	1	0.0	9	0	0	0	vs. NYG - 12/27 *.....	2	2	4	1	0.0	6	0	0	1
2014...GP/GS: 16/16...46	29	75	21	12.0	70	1	0	0	2	at GB - 1/3/16 *.....	5	1	6	3	2.0	9	1	0	0
										2015...GP/GS: 15/15...27	22	49	17	10.5	76	1	0	0	4

2015 PLAYOFFS

vs. SEA - 1/10/16 *.....	2	6	2	1.0	9	0	0	0	0
--------------------------	---	---	---	-----	---	---	---	---	---

2016.....	U	A	T	TFL	SK	QH	FF	FR	INT	PD	2017.....	U	A	T	TFL	SK	QH	FF	FR	INT	PD
at TN - 9/11*	3	0	3	0	0.0	5	0	0	0	0	vs. NO - 9/11*	5	1	6	1	1.0	3	0	0	0	0
vs. GB - 9/18*	2	1	3	2	1.0	5	1	0	0	0	at PIT - 9/17*	4	0	4	2	2.0	7	0	0	0	0
at CAR - 9/25*	3	1	4	3	3.0	9	0	0	0	0	vs. TB - 9/24*	1	0	1	1	1.0	4	0	0	0	0
vs. NYG - 10/3*	1	0	1	0	0.0	0	0	0	0	0	vs. DET - 10/1*	4	1	5	2	1.0	11	0	0	0	0
vs. HOU - 10/9*	0	4	4	0	0.0	11	0	0	0	0	at CHI - 10/9*	2	0	2	2	1.0	2	1	0	0	0
at PHI - 10/23*	2	1	3	0	0.0	2	0	0	0	0	vs. GB - 10/15*	3	1	4	1	1.0	4	0	0	0	0
at CHI - 10/31*	5	0	5	1	1.0	3	0	0	0	0	vs. BAL - 10/22*	5	1	6	2	2.0	4	1	0	0	0
vs. DET - 11/6*	5	2	7	2	1.0	4	0	0	0	0	at CLE - 10/29*	1	1	2	1	1.0	8	0	0	0	0
at WAS - 11/13*	2	4	6	0	0.0	5	0	1	0	0	at WAS - 11/12	INACTIVE									
vs. ARI - 11/20*	1	1	2	0	0.0	3	0	0	0	0	vs. LAR - 11/19*	1	1	2	1	0.0	0	0	0	0	0
at DET - 11/24*	1	1	2	0	0.0	3	0	0	0	0	at DET - 11/23*	4	0	4	2	2.0	7	1	0	0	0
vs. DAL - 12/1*	8	2	10	0	0.0	5	1	1	0	0	at ATL - 12/3*	1	0	1	0	0.0	5	0	0	0	0
at JAX - 12/11*	3	0	3	2	2.0	7	0	0	0	1	at CAR - 12/10	INACTIVE									
vs. IND - 12/18*	2	1	3	0	0.0	1	0	0	0	0	vs. CIN - 12/17	INACTIVE									
at GB - 12/24*	1	1	2	0	0.0	3	0	0	0	0	at GB - 12/23	INACTIVE									
vs. CHI - 1/1/17*	2	1	3	0	0.0	2	0	1	0	0	vs. CHI - 12/31	INACTIVE									
2016...GP/GS: 16/16...41	20	61	10	8.0	68	2	3	0	1		2017...GP/GS: 11/11...31	6	37	15	12.0	55	3	0	0	0	0

GRIFFEN'S SACKS (*Playoffs)

GAME	QB	SACKS
vs. Tampa Bay, 9/18/11.....	Josh Freeman	1.0
@ Kansas City, 10/2/11	Matt Cassel	1.0
vs. Green Bay, 10/13/11.....	Aaron Rodgers	1.0
@ Atlanta, 11/27/11.....	Matt Ryan	1.0
@ Indianapolis, 9/16/12	Andrew Luck	1.0
@ Detroit, 9/30/12	Matthew Stafford	2.0
vs. Detroit, 11/11/12.....	Matthew Stafford	1.0
vs. Chicago, 12/9/12.....	Jay Cutler	1.0
vs. Green Bay, 12/30/12	Aaron Rodgers	3.0
@ Green Bay, 1/5/13*	Aaron Rodgers	1.0
vs. Pittsburgh, 9/29/13.....	Ben Roethlisberger	1.0
@ Dallas, 11/3/13.....	Tony Romo	1.0
vs. Washington, 11/7/13	Robert Griffin III	1.0
@ Cincinnati, 12/22/13	Andy Dalton	1.5
vs. Detroit, 12/29/13	Matthew Stafford	1.0
@ St. Louis, 9/7/14	Austin Davis	2.0
@ Green Bay, 10/2/14	Aaron Rodgers	1.0
vs. Detroit, 10/12/14	Matthew Stafford	1.0
@ Buffalo, 10/19/14	Kyle Orton	3.0
@ Tampa Bay, 10/26/14	Mike Glennon	1.0
vs. Washington, 11/2/14	Robert Griffin III	1.0
vs. Carolina, 11/30/14	Cam Newton	2.0
vs. NY Jets, 12/7/14.....	Geno Smith	1.0
@ San Francisco, 9/14/15	Colin Kaepernick	0.5
vs. Detroit, 9/20/15	Matthew Stafford	1.0
vs. San Diego, 9/27/15.....	Philip Rivers	1.5
at Detroit, 10/25/15.....	Matthew Stafford	1.5
at Oakland, 11/15/15	Derek Carr	1.0
vs. Green Bay, 11/22/15.....	Aaron Rodgers	1.0
at Atlanta, 11/29/15	Matt Ryan	1.0
at Arizona, 12/10/15	Carson Palmer	1.0
at Green Bay, 1/3/16	Aaron Rodgers	2.0
vs. Seattle, 1/10/16*	Russell Wilson	1.0

vs. Green Bay, 9/18/16.....	Aaron Rodgers	1.0
at Carolina, 9/25/16.....	Cam Newton	3.0
at Chicago, 10/31/16	Jay Cutler	1.0
vs. Detroit, 11/6/16	Matthew Stafford	1.0
at Jacksonville, 12/11/16	Blake Bortles	2.0
vs. New Orleans, 9/11/17	Drew Brees	1.0
at Pittsburgh, 9/17/17	Ben Roethlisberger	2.0
vs. Tampa Bay, 9/24/17.....	Jameis Winston	1.0
vs. Detroit, 10/1/17.....	Matthew Stafford	1.0
at Chicago, 10/9/17.....	Mitchell Trubisky	1.0
vs. Green Bay, 10/15/17.....	Brett Hundley	1.0
vs. Baltimore, 10/22/17.....	Joe Flacco	2.0
vs. Cleveland (UK), 10/29/17.....	DeShone Kizer	1.0
at Detroit, 11/23/17	Matthew Stafford	2.0
Total.....	60.0	

GRIFFEN'S INTERCEPTION

GAME	QB	INT
@ St. Louis, 12/16/12	Sam Bradford	1 (29t)
Total.....	1 (29t)	

GRIFFEN'S TOUCHDOWNS

GAME	PLAY
@ St. Louis, 12/16/12	29 INT Return
vs. Carolina, 11/30/14	43 BP Return
vs. Chicago, 1/1/17	20 FR Return
Total.....	3 (1 INT, 1 BP, 1 FR)

GRIFFEN'S 3.0+ SACK PERFORMANCES (3)

GAME	SACKS	
vs. Green Bay, 12/30/12	Aaron Rodgers	3.0
@ Buffalo, 10/19/14	Kyle Orton	3.0
at Carolina, 9/25/16.....	Cam Newton	3.0



#30 C.J. HAM

POSITION: RUNNING BACK
HEIGHT/WEIGHT: 5-11/235
DOB: 7-22-93
HOMETOWN: DULUTH, MN

COLLEGE: AUGUSTANA (SD)
ACQUIRED: UDFA '16
NFL SEASON: 1
VIKINGS SEASON: 1

2016 GP/GS
12/0

Career GP/GS
12/0

Playoffs GP/GS
0/0

- Promoted to the Vikings active roster from the practice squad on 12/23/16 and dressed the next day at Green Bay (12/24/16).
- Played at Division II Augustana College in Sioux Falls, SD, helping the Vikings advance to the NCAA playoffs, and led the Northern Sun Conference in rushing yards and TDs.
- Notched career-high 1,097 rushing yards as a senior and 16 TDs, matching the school record in rushing TDs, and becoming only 4th Augustana RB to top the 1,000-yard plateau.

OFF THE FIELD Earned degree in physical education and health in spring 2016...Aspires to a career in mentoring youth and working with non-profit organizations...Grandfather was a Golden Gloves boxer and a Navy veteran...Brother serves in the U.S. Army...Took part in Polaris Vikings Winterfest during the 2017 offseason.

PRO Signed to the Vikings active roster on 12/23/16 and dressed for his 1st game at Green Bay (12/24/16)...Signed to Minnesota's practice squad on 9/4/16 after being released by the team on 9/3/16...Joined Vikings on May 10, 2016, following Vikings rookie camp, signing with the team as a free agent after competing in the rookie camp on a tryout basis...Joins fellow Minnesota high school products Michael Floyd (Cretin-Derham Hall), Isaac Fruechte (Caledonia) Adam Thielen (Detroit Lakes) and Marcus Sherels (Rochester John Marshall).

2017 Tied his career-long with a 12-yard reception and added a key 1-yard rush on 3rd down as well as 2 special teams tackles at Atlanta (12/3)...Posted a special teams tackle at Detroit (11/23) on Thanksgiving Day...Set new career-highs with 3 carries for 8 yards vs. Los Angeles (11/19)...Ham carried the ball 1 time for 3 yards, converting a key 3rd down late in the Vikings

HAM'S NFL TOTALS

Year	GP/GS	No.	RECEIVING				TD	No.	Yds.	Avg.	Lg	TD
			Yds.	Avg.	Lg	TD						
2016 (Min)	0/0	0	0	0.0	0	0	0	0	0.0	0	0	
2017 (Min)	12/0	4	47	11.8	0	0	7	13	1.9	3	1	
Total	12/0	4	47	11.8	0	0	7	13	1.9	3	1	

2017	MINNESOTA	Att.	RUSHING			
			Yards	Avg.	Long	TD
9/11	New Orleans	0	0	0.0	0	0
9/17	@ Pittsburgh	1	1	1.0	1	1
9/24	Tampa Bay	0	0	0.0	0	0
10/1	Detroit	0	0	0.0	0	0
10/9	@ Chicago	1	0	0.0	0	0
10/15	Green Bay	0	0	0.0	0	0
10/22	Baltimore	0	0	0.0	0	0
10/29	@ Cleveland	0	0	0.0	0	0
11/12	@ Washington	1	3	3.0	3	0
11/19	LA Rams	3	8	2.7	3	0
11/23	@ Detroit	0	0	0.0	0	0
12/3	@ Atlanta	1	1	1.0	1	0
12/10	@ Carolina					
12/17	Cincinnati					
12/23	@ Green Bay					
12/31	Chicago					
2017	GP/GS: 12/0	7	13	2.0	3	0

win at Washington (11/12)...Contributed on offense and special teams vs. Cleveland (10/29) at Twickenham stadium in London, England as a part of the NFL's International series...Hauled in a 12-yard pass vs. Baltimore (10/22) and added 3 special teams tackles...Contributed on offense and special teams with a special teams tackle vs. Green Bay (10/15)...Notched 1 rush for 0 yards at Chicago and an 11-yard catch (10/9)...Played on offense and special teams vs. Detroit (10/1/17)...Contributed on offense with his 1st NFL reception, a 12-yarder, and added a special teams tackle vs. Tampa Bay (9/24)... Earned his 1st career NFL carry and ran it into the endzone from 1-yard out for his 1st career NFL TD at Pittsburgh (9/17/17)...Saw his 1st career NFL action vs. New Orleans (9/11) appearing on 9 plays on offense and 18 on special teams...Led the Vikings with 2 special teams tackles against the Saints.

2016 Inactive vs. Chicago (1/1/17)...Elevated to the Vikings 53-man roster on 12/23 and was active, but did not play, at Green Bay (12/24)...Joined the Vikings practice squad on 9/4.

COLLEGE Played at Division II Augustana College in Sioux Falls, SD, helping the Vikings advance to the NCAA playoffs, and led the Northern Sun Conference in rushing yards and TDs...Notched career-high 1,097 rushing yards as a senior and 16 TDs, matching the school record in rushing TDs, and becoming only 4th Augustana RB to top the 1,000-yard plateau...Started all 12 games as a senior and had career-high 160 yards on the ground against Southwest Minnesota State...Ran for 2,662 yards in his career and 29 rushing TDs along with 96 catches for 949 yards and 6 TDs in 43 career games...Played in NSIC along with fellow Viking WR Adam Thielen (Minnesota State, Mankato).

PREP Twice named all-conference and rushed for more than 1,800 yards combined as a junior and senior at Duluth Denfeld High School.

Year	GP/GS	No.	RECEIVING				TD	No.	Yds.	Avg.	Lg	TD
			Yds.	Avg.	Lg	TD						
2016 (Min)	0/0	0	0	0.0	0	0	0	0	0.0	0	0	
2017 (Min)	12/0	4	47	11.8	0	0	7	13	1.9	3	1	
Total	12/0	4	47	11.8	0	0	7	13	1.9	3	1	

HAM'S SINGLE-GAME CAREER HIGHS

Rush	3	vs. Los Angeles, 11/19/17
Rushing Yards	8	vs. Los Angeles, 11/19/17
Rushing Long	3	2x, last vs. Los Angeles, 11/19/17
Rushing TDs	1	at Pittsburgh, 9/17/17
Reception	1	4x, last at Atlanta, 12/3/17
Reception Long	12	3x, last at Atlanta, 12/3/17
Special Teams Tackles	3	vs. Baltimore, 10/22/17



#41

ANTHONY HARRIS

POSITION: SAFETY
HEIGHT/WEIGHT: 6-1/192
DOB: 10-9-91
HOMETOWN: CHESTERFIELD, VA

COLLEGE: VIRGINIA
ACQUIRED: UDFA '15
NFL SEASON: 3
VIKINGS SEASON: 3

2017 GP/GS
12/3

Career GP/GS
32/8

Playoffs GP/GS
1/0

• Started 3 games, playing in all 16 contests, and totaled career bests in tackles (39), solo stops (29) and special teams tackles (9) in 2016.

• Joined 5 other Vikings rookie classmates to set a team record with 6 rookies starting a game at Arizona (12/10/15).

• Only 2015 Vikings rookie undrafted free agent to start a game.

OFF THE FIELD Earned degree in sociology in December 2014...Visited his alma mater Floyd C. Bird HS to speak to students about success and making good choices during the 2017 offseason...Supports and mentors AAU girls basketball team, Team Loaded, in Richmond, VA...His grandfather is a Army veteran.

PRO Registered career highs with 39 tackles, 29 solo stops, 9 special teams tackles and his 1st-career FR in 16 games (3 starts) in 2016...Set a career high with 16 tackles in his 4th career start vs. Indianapolis (12/18/16)...Moved from Vikings practice squad to the 53-man roster for the game at Arizona (12/10/15) on *Thursday Night Football* and started the contest... Only Vikings rookie free agent in 2015 to start a game...Spent opening 12 games of the season on Vikings practice squad... Originally joined Vikings as a rookie free agent.

2017 Recorded a special teams tackle at Atlanta (12/3)... Played on special teams at Detroit (11/23) on Thanksgiving Day...Started his 3rd game of the season and led the team with 7 tackles (6 solo) while adding his 1st career FF and 2nd FR of the season vs. Los Angeles (11/19)...Played on special teams at Washington (11/12)...Made his 2nd start of the season and compiled 6 tackles (4 solo) and the 2nd FR of his career vs. Cleveland (10/29) at Twickenham stadium in London, England as a part of the NFL's International series...Posted a special teams tackle vs. Baltimore (10/22)...Started in place of injured S Andrew Sendejo vs. Green Bay (10/15), totaling 2 solo tackles and a special teams tackle...Contributed a solo tackle on special teams at Chicago (10/9)...Appeared on special teams vs. Detroit (10/1), vs. Tampa Bay (9/24), at Pittsburgh (9/17) and in the season opener vs. New Orleans (9/11).

2016 Started a career-high 3 games, competing in all 16 contests, and posted 39 tackles (29 solo), 1 PD and 1 FR for the NFL's 3rd-ranked defense (314.9 ypg)...Started and recorded

11 tackles (6 solo) and his 1st-career FR vs. Chicago (1/1/17)... Talled 1 special teams stop at Green Bay (12/24)...Registered a team- and career-high 16 tackles (13 solo) and 1 PD in his 4th career start vs. Indianapolis (12/18)...Totalled 7 solo stops in his 3rd career start at Jacksonville (12/11)...Competed on special teams and from scrimmage vs. Dallas (12/1)...Notched 1 special teams stop at Detroit (11/24)...Saw action on special teams vs. Arizona (11/20)...Notched a special teams tackle at Washington (11/13)...Tallied 1 solo stop vs. Detroit (11/6)...Saw extended action on defense in the absence of starter Andrew Sendejo and recorded a season-high 4 tackles (2 solo) at Chicago (10/31)... Competed mostly on special teams at Philadelphia (10/23), vs. Houston (10/9), vs. NY Giants (10/3), at Carolina (9/25), vs. Green Bay (9/18) and at Tennessee (9/11), notching 4 special teams stops.

2015 Started 2 games and played in the final 4 of the regular season and the playoff game vs. Seattle (1/10/16)... Moved from practice squad to 53-man roster due to injuries in defensive backfield and started the 1st game he played in, at Arizona (12/10), matching a Vikings team record with 6 rookies starting in the game (T.J. Clemmings, WR Stefon Diggs, CB Trae Wayne, LB Eric Kendrick, LB Edmond Robinson, S Anthony Harris)...Notched career-high 10 tackles in Arizona game...Started again vs. Chicago (12/20) in place of injured Harrison Smith...Joined only QB Taylor Heinicke as Vikings rookie free agents to make the 53-man roster during the season...Competed during training camp and preseason for roster spot but was released in final roster cuts on 9/5, signed to practice squad on 9/6.

COLLEGE Started 35 of his 49 career games played at Virginia... Ended career ranked 10th in school history with 11 INTs...Named 1st-Team All-ACC as a junior and earned 2nd-Team Walter Camp All-America honors when he had career-high 8 INTs...His 8 picks were most by a Cavalier since Ronde Barber in 1994...Set school record as a junior with an INT in 5 straight games...As a senior, earned 3rd-Team All-ACC when he posted career-high 108 tackles and started all 12 games...Ended college career with 289 tackles, 2.0 sacks, 11 INTs, 2 FFs.

PREP Standout at QB, WR and DB at Lloyd C. Bird High in Chesterfield, VA...Earned All-State honors as junior and senior at DB...Notched more than 1,000 passing yards and 800 rushing yards as a junior QB...Starter on the basketball team.

SINGLE-GAME CAREER HIGHS

Tackles.....16..... vs. Indianapolis, 12/18/16
 Solo Tackles.....13..... vs. Indianapolis, 12/18/16
 Pass Defensed.....1..... 4x, last vs. LA Rams, 11/19/17
 Fumble Recovery.....1..... 3x, last vs. LA Rams, 11/19/17
 Forced Fumble.....1..... vs. LA Rams, 11/19/17
 Special Teams Tackles.....1..... 14x, last at Atlanta, 12/3/17

HARRIS' CAREER GAME-BY-GAME (*starts)

2015U A T TFL SK QH FF FR INT PD	2017U A T TFL SK QH FF FR INT PD
at SF - 9/14.....PRACTICE SQUAD	vs. NO - 9/110 0 0 0 0.0 0 0 0 0 0
vs. DET - 9/20.....PRACTICE SQUAD	at PIT - 9/17.....0 0 0 0 0.0 0 0 0 0 0
vs. SD - 9/27PRACTICE SQUAD	vs. TB - 9/24.....0 0 0 0 0.0 0 0 0 0 0
at DEN - 10/4.....PRACTICE SQUAD	vs. DET - 10/1.....0 0 0 0 0.0 0 0 0 0 0
vs. KC - 10/18.....PRACTICE SQUAD	at CHI - 10/9.....0 0 0 0 0.0 0 0 0 0 0
at DET - 10/25PRACTICE SQUAD	vs. GB - 10/15*...2 0 2 0 0.0 0 0 0 0 0
at CHI - 11/1.....PRACTICE SQUAD	vs. BAL - 10/220 0 0 0 0.0 0 0 0 0 0
vs. STL - 11/8PRACTICE SQUAD	at CLE - 10/29*...4 2 6 0 0.0 0 0 1 0 0
at OAK - 11/15PRACTICE SQUAD	at WAS - 11/120 0 0 0 0.0 0 0 0 0 0
vs. GB - 11/22PRACTICE SQUAD	vs. LAR - 11/19*...6 1 7 0 0.0 0 1 1 0 1
at ATL - 11/29PRACTICE SQUAD	at DET - 11/230 0 0 0 0.0 0 0 0 0 0
vs. SEA - 12/6PRACTICE SQUAD	at ATL - 12/3.....0 0 0 0 0.0 0 0 0 0 0
at AZ - 12/10 *...6 4 10 0 0.0 0 0 0 0 1	at CAR - 12/10
vs. CHI - 12/20 *...4 1 5 0 0.0 0 0 0 0 1	vs. CIN - 12/17.....
vs. NYG - 12/27 ...1 2 3 0 0.0 0 0 0 0 0	at GB - 12/23.....
at GB - 1/3/160 0 0 0 0.0 0 0 0 0 0	vs. CHI - 12/31.....
2015...GP/GS: 4/2....11 7 18 0 0.0 0 0 0 0 2	2017...GP/GS: 12/3....12 3 15 0 0.0 0 1 2 0 1


PLAYOFFS

vs. SEA - 1/10/16...0 0 0 0 0.0 0 0 0 0 0

2016U A T TFL SK QH FF FR INT PD
at TN - 9/11.....0 0 0 0 0.0 0 0 0 0 0
vs. GB - 9/180 0 0 0 0.0 0 0 0 0 0
at CAR - 9/25.....0 0 0 0 0.0 0 0 0 0 0
vs. NYG - 10/3.....0 0 0 0 0.0 0 0 0 0 0
vs. HOU - 10/90 0 0 0 0.0 0 0 0 0 0
at PHI - 10/23.....0 0 0 0 0.0 0 0 0 0 0
at CHI - 10/31.....2 2 4 0 0.0 0 0 0 0 0
vs. DET - 11/6.....1 0 1 0 0.0 0 0 0 0 0
at WAS - 11/130 0 0 0 0.0 0 0 0 0 0
vs. ARI - 11/200 0 0 0 0.0 0 0 0 0 0
at DET - 11/240 0 0 0 0.0 0 0 0 0 0
vs. DAL - 12/1.....0 0 0 0 0.0 0 0 0 0 0
at JAX - 12/11*...7 0 7 0 0.0 0 0 0 0 0
vs. IND - 12/18*...13 3 16 0 0.0 0 0 0 0 1
at GB - 12/24.....0 0 0 0 0.0 0 0 0 0 0
vs. CHI - 1/1/17*...6 5 11 0 0.0 0 0 1 0 0
2016...GP/GS: 16/3....29 10 39 0 0.0 0 0 1 0 1

HARRIS' NFL TOTALS

Year.....GP/GS	Tackles			Sacks	INTs	PBU	TFL	QBH	FF/FR	Special
	Solo	Asst.	Total							Teams
2015 (Min).....4/2	11	7	18	0.0	0	2	0	0	0/0	0
Playoffs.....1/0	0	0	0	0.0	0	0	0	0	0/0	0
2016 (Min).....16/3	29	10	39	0.0	0	1	0	0	0/1	9
2017 (Min).....12/3	12	3	15	0.0	0	1	0	0	1/2	5
Total.....32/8	52	20	72	0.0	0	4	0	0	1/3	14
Playoffs.....1/0	0	0	0	0.0	0	0	0	0	0/0	0



#69

RASHOD HILL

POSITION: TACKLE
HEIGHT/WEIGHT: 6-6/303
DOB: 1/12/92
HOMETOWN: JACKSONVILLE, FL

COLLEGE: SOUTHERN MISS
ACQUIRED: PS '16
NFL SEASON: 2
VIKINGS SEASON: 2

2017 GP/GS
8/4

Career GP/GS
9/4

Playoffs GP/GS
0/0

• Signed to the Vikings 53-man roster from Jacksonville's practice squad on 11/15/16.

• Joined his hometown team, the Jacksonville Jaguars, as a rookie free agent on 5/2/16.

• 4-year letterman and 3-year starter at Southern Miss, where he received 2015 2nd-Team All-Conference USA honors.

OFF THE FIELD Majored in criminal justice at Southern Miss...Full name is Rashod Demontroy Hill.

PRO Made his NFL debut, subbing at LT, vs. Chicago (1/1/17)...Joined the Vikings 53-man roster from Jacksonville's practice squad on 11/15/16...Dressed but did not see the field vs. Baltimore (9/25/16) after being activated from the Jaguars practice squad on 9/24/16...Joined his hometown team as a rookie free agent on 5/2/16.

2017 Started his 4th consecutive game in relief of Mike Remmers at RT at Atlanta (12/3)...Started at RT at Detroit (11/23) on Thanksgiving Day...Started his 2nd career game at RT vs. Los Angeles (11/19)...Made his 1st career start, starting for injured RT Mike Remmers at Washington (11/12) and did not allow a sack...Subbed in for injured Mike Remmers vs. Cleveland (10/29) at Twickenham stadium in London, England as a part of the NFL's International series...Subbed in for an injured Riley

Reiff vs. Baltimore (10/22)...Active but did not play vs. Green Bay (10/15)...Inactive due to a knee injury at Chicago (10/9) and vs. Detroit (10/1)...Contributed on special teams vs. Tampa Bay (9/24)...Active but did not play at Pittsburgh (9/17)...Saw action on special teams vs. New Orleans (9/11).

2016 Subbed and saw extended action at LT in his NFL debut vs. Chicago (1/1/17)...Active but did not play at Green Bay (12/24) and vs. Indianapolis (12/18)...Inactive at Jacksonville (12/11), vs. Dallas (12/1), at Detroit (11/24) and vs. Arizona (11/20)...Signed to Minnesota's active roster from the Jaguars practice squad on 11/15...Was active but did not play vs. Baltimore (9/25) after being elevated to the Jaguars 53-man roster from the practice squad on 9/24...Originally signed with Jacksonville as a rookie free agent on 5/2.

COLLEGE 4-year letterman and 3-year starter at LT for the Golden Eagles...Helped lead the nation's 12th-ranked offense, averaging 509.5 yards per game (329.7 passing yards), as a senior in 2015...Earned 2015 2nd-Team All-Conference USA recognition...Started all 12 games for an offense that gained 3,231 passing yards and 1,149 rushing yards as a junior in 2014.

PREP Attended Ed White High School in Jacksonville, FL, where he led the Commanders to the 2010 District 4-4A championship...2-star recruit by Rivals.com and Scout.com.

HILL'S CAREER GAMES/STARTS

Year	GP/GS
2016 (Min)	1/0
2017 (Min)	8/4
Totals	9/4



#99

DANIELLE HUNTER

POSITION: DEFENSIVE END
HEIGHT/WEIGHT: 6-5/252
DOB: 10-29-94
HOMETOWN: KATY, TX

COLLEGE: LSU
ACQUIRED: D3 (#88) '15
NFL SEASON: 3
VIKINGS SEASON: 3

2017 GP/GS
12/12

Career GP/GS
42/13

Playoffs GP/GS
1/0

• Ranks 2nd among 2nd-year NFL players with 18.5 sacks, the 5th most by a player in his 1st 2 seasons with the Vikings.

• Became the youngest player in franchise history to lead the team in sacks with 12.5 - the most by an NFL DE and tied for 3rd in the league overall - in 2016.

• Ranked 2nd in the NFL among 2015 rookies with 6.0 sacks and earned a spot on PFWA **All-Rookie** team.

• Born in Jamaica, moved to the United States at age 8.

OFF THE FIELD Name is pronounced Duh-neal...Parents are of Jamaican descent; the family moved to the United States when Danielle was 8 years old...Visited Iceland during the 2017 offseason with teammates DT Lival Joseph and TE Kyle Rudolph as a part of the team's Viking Heritage trip...Majored

in sports administration at LSU...Enjoys flying his Inspire 1 drone...During 2016 NFL Draft, he announced the Vikings 4th-round pick, Willie Beavers from Western Michigan, during a community event at Mall of America...Enjoys motor sports and is a Mopar enthusiast...Uncle is a Marine.

HONORS Named to 2015 PFWA **All-Rookie** team.

PRO Ranked 2nd among 2nd-year players in the NFC with 18.5 sacks since 2015, the 5th-most QB drops by a Viking in his 1st 2 seasons with the team...Became the youngest player in franchise history to lead the team in sacks with 12.5, most among NFL DEs in 2016...Owns 2 2-sack performances: vs. Dallas (12/1/16) and vs. Arizona (11/20/16)...Scored his 1st-career TD on a 24-yard fumble recovery at Tennessee (9/11/16), pairing with LB Eric Kendricks (77-yard INT-TD) to mark the 6th time in team history TDs were scored by INT and fumble returns in a single game...Gained playing time late in his rookie campaign,

posting 3.5 sacks in the final 4 regular season games...Selected to Pro Football Writers of America **All-Rookie** team in 2015... Was the youngest player in the NFL in 2015, born 10/29/94, celebrating his 21st birthday 3 days before notching his 1st career full sack at Chicago (11/1) against Jay Cutler...The 3rd of 3 defensive players drafted by the Vikings with their opening 3 picks in 2015...The most recent LSU player drafted by the Vikings was DT Henry Thomas in the 3rd round (#72) of 1987 draft, the beginning of a standout career...Played 5 seasons of football, 2 as a prep and 3 in college, before being selected in the NFL...Drafted in 3rd round (#88) in 2015.

2017 Posted 2 tackles (1 solo) at Atlanta (12/3)...Registered 1 solo tackle, 1.0 sack, 1 TFL, 3 QBH and a FR at Detroit (11/23) on Thanksgiving Day...Totaled 3 tackles (1 solo) 1.0 sack, his 3rd in 4 games, a QB hurry and a TFL vs. Los Angeles (11/19)...Recorded 4 solo tackles, 1.0 sack, 1 TFL and 5 QBH at Washington (11/12), extending the Vikings streak of games with a sack to 11 dating back to last season...Contributed 3 tackles (2 solo), a FF and 5 QBH vs. Cleveland (10/29) at Twickenham stadium in London, England as a part of the NFL's International series...Registered his 3rd sack of the season, 2 tackles (1 solo), 1 TFL and 1 QBH vs Baltimore (10/22)... Posted 2 solo tackles and 4 QBH vs. Green Bay (10/15)... Contributed 2 solo tackles, a TFL, a QBH and a pass defended at Chicago (10/9)...Compiled 5 tackles (3 solo), tied his career-high with his first 2 sacks of the year, 2 TFL and 6 QBH vs. Detroit (10/1)...Contributed 4 tackles (1 solo) and a QBH vs. Tampa Bay (9/24)...Recorded 4 tackles (1 solo) and 4 QBH at Pittsburgh (9/17)...Started just his 2nd career game vs. New Orleans and recorded 1 tackle and 1 QB hurry.

2016 Combined with Everson Griffen (8.0) and Brian Robison (7.5) - the NFL's only DE trio with 7-plus sacks each - for the 2nd-most sacks by DEs (28.0)...Led NFL DEs with 12.5 sacks (3rd overall in the league), becoming the youngest player in franchise history to lead the team in sacks...Totaled 64 tackles (34 solo), 12.5 sacks, 14 TFLs, 49 QBHs, 1 FF, 1 FR and 1 PD for the NFL's 3rd-ranked defense (314.9 ypg)...Tallied 5 tackles (1 solo), 0.5 sacks, 1 TFL and 3 QBHs vs. Chicago (1/17)... Registered 6 tackles (5 solo), 2 TFL, 1.5 sacks and 4 QBHs at Green Bay (12/24)...Posted 4 tackles (2 solo) and 2 QBHs vs. Indianapolis (12/18)...Recorded 7 tackles (5 solo), 1.0 sack, 1 TFL and 3 QBHs at Jacksonville (12/11)...Matched his single-game career high with 2.0 sacks, totaling 7 tackles (4 solo), 2 TFL and 4 QBHs, vs. Dallas (12/1)...Paired with 5 Andrew Sendejo to take down Lions QB Matthew Stafford in the 4th quarter, adding 2 tackles and 5 QBHs, at Detroit (11/24)... Totaled 2 tackles, 2.0 sacks, 2 TFL and 3 QBHs, his 1st career 2-sack performance, vs. Arizona (11/20)...Dropped Cardinals QB Carson Palmer on 4th-and-6 with 44 seconds remaining on the game clock to seal a Minnesota victory...Posted 5 tackles (1 solo), 1 TFL, 1.0 sack, 4 QBHs and 1 special teams stop at Washington (11/13)...Tabbed 1 tackle and 4 QBHs vs. Detroit (11/6)...Recorded 2 tackles (1 solo), including 1 TFL, at Chicago (10/31)...Notched 5 tackles (3 solo) at Philadelphia (10/23)...

Recorded 3 tackles (1 solo), 1.0 sack, 1 TFL, 1 PD and a career-high-tying 7 QBHs vs. Houston (10/5)...Tallied 2 solo stops vs. NY Giants (10/3)...Posted 5 tackles (1 solo), 1.0 TFL, 1.0 sack and 4 QBHs at Carolina (9/25)...Dropped QB Cam Newton in the Panthers end zone for the Vikings 1st safety since 12/4/2011 (Jared Allen vs. Denver) and the 1st on the road since 10/5/03 (at Atlanta)...Became the 2nd player in team history (Jared Allen, 2009) to produce a safety (Week 3) and return a fumble for a TD (Week 1) in the same season...Recorded 4 tackles (3 solo), including 1 TFL and 1 sack, 2 QBHs and 1 FF vs. Green Bay (9/18)...Scored his 1st-career TD on a 24-yard fumble recovery at Tennessee (9/11)...Paired with LB Eric Kendricks (77-yard INT TD) to mark the 6th time in team history TDs were scored by INT and fumble returns in a single game...Also recorded 4 tackles (3 solo), 1.0 sack, 1 TFL and 5 QBHs against the Titans.

2015 Continued to develop throughout his rookie season, playing his best in the final month of the season...Earned spot on **PFWA All-Rookie** team...Was 1-of-7 Vikings rookies to start during the season...Ranked 2nd in the NFL for sacks by a rookie with 6.0, trailing only Washington LB Preston Smith... Started 1st career game vs. Kansas City (10/18) and notched 1st shared sack of his career, teaming with Sharif Floyd to sack Alex Smith...Had season-best 6 tackles and 1.5 sacks vs. Chicago (12/20)...Had 3 game-break late in the regular season when he had a sack in each contest - at Arizona (12/10), vs. Chicago (12/20) and vs. NY Giants (12/27)...Played in 1st career playoff game vs. Seattle (1/10/16), notching 4 tackles in Wild Card Playoff game...Was inactive for a pair of games - vs. Detroit (9/20) and vs. San Diego (9/27).

COLLEGE Full-time starter for the Tigers as a sophomore and junior...Played in 38 games with 23 starts, capping his career with 23 consecutive starts...Had 4.5 sacks and 21.0 tackles for loss in his career along with 142 tackles...Started all 13 games as a junior...Scored lone career TD vs. Mississippi State when he picked up a QB Dak Prescott fumble and rumbled 25 yards for the score on the 1st play of the 2nd half...Led LSU with 13 tackles for loss and ranked 10th in the SEC...Keyed Tigers defense that led the SEC with 316.8 yards allowed, 164.2 passing yards allowed and ranked #2 in the conference in points allowed at 17.5 points per game...Notched career-best 12 tackles against Auburn...Helped in upset win over #3 Ole Miss with 9 tackles and 2 tackles for loss in the 10-7 victory...Capped college career with 9 tackles against Notre Dame in Music City Bowl...Started 10 of the 13 games he played as a sophomore... Earned 1st start in 4th game of sophomore season against Auburn and never let go of the job...In 1st career start, had 8 tackles against eventual National Champion runner-up Auburn...Had 4 tackles and a sack in Outback Bowl win over Iowa...Saw action in 12 games as a freshman...Played primarily on special teams as a freshman.

PREP 4-star recruit at Morton Ranch High in Katy, TX...Helped school earn 1st Class 5A state playoff appearance.

HUNTER'S NFL TOTALS

Year.....	GP/GS	Tackles							FF/FR	Special Teams	
		Solo	Asst.	Total	Sacks	INTs	PBU	TFL			QBH
2015 (Min).....	14/1	24	10	34	6.0	0	1	10	25	1/0	5
<i>Playoffs</i>	1/0	2	2	4	0.0	0	0	0	8	0/0	0
2016 (Min).....	16/0	34	30	64	12.5	0	1	14	49	1/1	2
2017 (Min).....	12/12	21	12	33	6.0	0	2	7	39	1/1	0
Total	42/13	79	52	131	24.5	0	4	31	113	3/2	7
<i>Playoffs</i>	<i>1/0</i>	<i>2</i>	<i>2</i>	<i>4</i>	<i>0.0</i>	<i>0</i>	<i>0</i>	<i>0</i>	<i>8</i>	<i>0/0</i>	<i>0</i>

SINGLE-GAME CAREER HIGHS

Tackles7..... vs. Dallas, 12/1/16; at Jacksonville, 12/11/16
 Solo Tackles5..... vs. Chicago, 12/20/15; at Jacksonville, 12/11/16; at Green Bay, 12/24/16
 Sacks 2.0..... 3x, last vs. Detroit, 10/1/17
 Tackles For Loss 2.0..... 5x, last vs. Detroit, 10/1/17
 Forced Fumble.....1..... 2x, last vs. vs. Green Bay 9/18/16
 Fumble Recovery1..... 2x, last at Detroit, 11/23/17
 QB Hurries7..... vs. NY Giants, 12/27/15; vs. Houston, 10/9/16

QB HUNTER

Danielle Hunter led NFL DEs and ranked 3rd overall (tied) with 12.5 sacks in 2016. Against the Cardinals (11/20/16) and Cowboys (12/1/16), Hunter tallied a single-game career-high 2 QB drops. Hunter's 18.5 career sacks rank 2nd among 2nd-year players in the NFL and stand 5th by a Viking in his 1st 2 seasons with the club.

MOST SACKS 1ST 2 SEASONS / VIKINGS HISTORY

RK	PLAYER (SEASONS)	SACKS
1.	Jared Allen (2008-09)	29.0
2.	Kevin Williams (2003-04)*	22.5
3.	Keith Millard (1985-86)	21.5
4.	Alan Page (1967-68)*	19.5
5.	Danielle Hunter (2015-16)*	18.5
6.	Jim Marshall (1961-62)	15.0

NFL SACKS LEADERS / 2ND-YEAR PLAYERS

RK	PLAYER (TEAM, DRAFT PICK)	SACKS
1.	Vic Beasley (Atl, #8)	19.5
2.	Danielle Hunter (Min, #88)	18.5
3.	Markus Golden (Ari, #58)	16.5
4.	Preston Smith (Was, #38)	13.0
5.	Frank Clark (Sea, #63)	13.0

*1st season with Vikings was rookie season

TREACHEROUS TRIO

Danielle Hunter combined with Everson Griffen (8.0) and Brian Robison (7.5) - the NFL's only DE trio with 7-plus sacks - for the NFL's 2nd-most sacks by DEs (28.0). No team in the league had more 2-plus sack performances by DEs than the Vikings in 2016.

2+ SACK GAMES BY DEs IN 2016

RK	TEAM	GAMES
1.	Minnesota Vikings	5
2.	New England Patriots	4
	New York Giants	4
4.	San Diego Chargers	3
	Seattle Seahawks	3

HUNTER'S SACKS

GAME	QB	SACK
vs. Kansas City, 10/18/15	Alex Smith	0.5
@ Chicago, 11/1/15	Jay Cutler	1.0
@ Oakland, 11/15/15	Derek Carr	1.0
@ Arizona, 12/10/15	Carson Palmer	1.0
vs. Chicago, 12/20/15	Jay Cutler	1.5
vs. NY Giants, 12/27/15	Eli Manning	1.0
at Tennessee, 9/11/16	Marcus Mariota	1.0
vs. Green Bay, 9/18/16	Aaron Rodgers	1.0
at Carolina, 9/25/16	Cam Newton	1.0
vs. Houston, 10/9/16	Brock Osweiler	1.0
at Washington, 11/13/16	Kirk Cousins	1.0
vs. Arizona, 11/20/16	Carson Palmer	2.0
at Detroit, 11/24/16	Matthew Stafford	0.5
vs. Dallas, 12/1/16	Dak Prescott	2.0
at Jacksonville, 12/11/16	Blake Bortles	1.0
at Green Bay, 12/24/16	Aaron Rodgers	1.5
vs. Chicago, 1/1/17	Matt Barkley	0.5
vs. Detroit, 10/1/17	Matthew Stafford	2.0
vs. Baltimore, 10/22/17	Joe Flacco	1.0
at Washington, 11/12/17	Kirk Cousins	1.0
vs. LA Rams, 11/19/17	Jared Goff	1.0
at Detroit, 11/23/17	Matthew Stafford	1.0
Total		23.5

HUNTER'S TOUCHDOWNS

GAME	PLAY
@ Tennessee, 9/11/16	24 FR
Total	1 (1 FR)

HUNTER'S SAFETY

GAME	PLAYER	SAFETY
@ Carolina, 9/25/16	Cam Newton (sack EZ)	1
Total		1

HUNTER'S CAREER GAME-BY-GAME (*starts)

2015	U	A	T	TFL	SK	QH	FF	FR	INT	PD
at SF - 9/14	1	0	1	0	0.0	0	0	0	0	0
vs. DET - 9/20	INACTIVE									
vs. SD - 9/27	INACTIVE									
at DEN - 10/4	0	0	0	0	0.0	0	0	0	0	0
vs. KC - 10/18	3	1	4	1	0.5	0	1	0	0	0
at DET - 10/25	0	0	0	0	0.0	2	0	0	0	0
at CHI - 11/1	1	0	1	1	1.0	4	0	0	0	0
vs. STL - 11/8	1	1	2	0	0.0	3	0	0	0	1
at OAK - 11/15	2	1	3	1	1.0	3	0	0	0	0
vs. GB - 11/22	1	2	3	1	0.0	0	0	0	0	0
at ATL - 11/29	1	0	1	1	0.0	1	0	0	0	0
vs. SEA - 12/6	3	0	3	1	0.0	0	0	0	0	0
at AZ - 12/10	3	1	4	1	1.0	2	0	0	0	0
vs. CHI - 12/20	5	1	6	2	1.5	0	0	0	0	0
vs. NYG - 12/27	2	1	3	1	1.0	7	0	0	0	0
at GB - 1/3/16	1	2	3	0	0.0	3	0	0	0	0
2015...GP/GS: 14/1	24	10	34	10	6.0	25	1	0	1	

PLAYOFFS

vs. SEA - 1/10/16	2	2	4	0	0.0	8	0	0	0	0
-------------------	---	---	---	---	-----	---	---	---	---	---

2016	U	A	T	TFL	SK	QH	FF	FR	INT	PD
at TN - 9/11	3	1	4	1	1.0	5	0	1	0	0
vs. GB - 9/18	3	1	4	1	1.0	2	1	0	0	0
at CAR - 9/25	1	4	5	1	1.0	4	0	0	0	0
vs. NYG - 10/3	2	0	2	0	0.0	0	0	0	0	0
vs. HOU - 10/9	1	2	3	1	1.0	7	0	0	0	1
at PHI - 10/23	3	2	5	0	0.0	0	0	0	0	0
at CHI - 10/31	1	1	2	1	0.0	0	0	0	0	0
vs. DET - 11/6	0	1	1	0	0.0	4	0	0	0	0
at WAS - 11/13	1	4	5	1	1.0	4	0	0	0	0
vs. ARI - 11/20	2	0	2	2	2.0	3	0	0	0	0
at DET - 11/24	0	2	2	0	0.5	5	0	0	0	0
vs. DAL - 12/1	4	3	7	2	2.0	4	0	0	0	0
at JAX - 12/11	5	2	7	1	1.0	3	0	0	0	0
vs. IND - 12/18	2	2	4	0	0.0	2	0	0	0	0
at GB - 12/24	5	1	6	2	1.5	4	0	0	0	0
vs. CHI - 1/1/17	1	4	5	1	0.5	2	0	0	0	0
2016...GP/GS: 16/0	34	30	64	14	12.5	49	1	1	0	1

2017.....	U	A	T	TFL	SK	QH	FF	FR	INT	PD
vs. NO - 9/11*.....	2	0	2	0	0.0	5	0	0	0	0
at PIT - 9/17*.....	1	0	1	0	0.0	4	0	0	0	0
vs. TB - 9/24*.....	1	3	4	0	0.0	1	0	0	0	0
vs. DET - 10/1*.....	3	2	5	2	2.0	6	0	0	0	1
at CHI - 10/9*.....	2	2	4	1	0.0	4	0	0	0	1
vs. GB - 10/15*.....	2	0	2	1	0.0	4	0	0	0	0
vs. BAL - 10/22*.....	1	2	1	1	1.0	1	0	0	0	0
at CLE - 10/29*.....	2	1	3	0	0.0	5	1	0	0	0
at WAS - 11/12*.....	4	0	4	1	1.0	5	0	0	0	0
vs. LAR - 11/19*.....	1	2	3	1	1.0	1	0	0	0	0
at DET - 11/23*.....	1	0	1	1	1.0	3	0	1	0	0
at ATL - 12/3*.....	1	2	0	0.0	0	0	0	0	0	0
at CAR - 12/10.....										
vs. CIN - 12/17.....										
at GB - 12/23.....										
vs. CHI - 12/31.....										

2017..GP/GS: 12/12...21 23 33 8 6.0 39 1 1 0 2

HOT OFF THE EDGE

With a career- and team-high 12.5 sacks, Danielle Hunter ranked 1st among NFL DEs and 3rd in the league overall (tied) in 2016. Hunter became just the 4th Vikings DE since sacks became an official statistic in 1982 to lead all NFL DEs in a season: Jared Allen in 2009 and 2011, Chris Doleman in 1989 and Doug Martin in 1982. The 22-year-old also became the youngest player in franchise history to lead the team in sacks.

2016 SACKS BY DEs / NFL

RK.	PLAYER (TEAM)	SACKS
1.	Danielle Hunter (Min)	12.5
2.	Cliff Avril (Sea)	11.5
	Cameron Wake (Mia)	11.5
4.	Khalil Mack (Oak)	11.0
5.	Joey Bosa (Oak)	9.5
6.	Frank Clark (Sea)	9.0

DOMINATING ENDS

Since Danielle Hunter was drafted in 2015 (Rd. 3, #88), he and teammate Everson Griffen have teamed as the most dominant pass rushers in the NFL.

2015-17 NFL SACK DUOS

PLAYERS TEAM	SACKS
E. Griffen/D. Hunter, Minnesota	54.5
G. Atkins/C. Dunlap, Cincinnati	54.0
R. Kerrigan/P. Smith, Washington	47.0
V. Miller/S. Ray, Denver	46.5
M. Addison/K. Short, Carolina	45.0
M. Bennett/C. Avril, Seattle	44.0



#63 DANNY ISIDORA

POSITION: GUARD
 HEIGHT/WEIGHT: 6-3/306
 DOB: 6-5-94
 HOMETOWN: WESTON, FL

COLLEGE: MIAMI (FL)
 ACQUIRED: D5B (#180) '17
 NFL SEASON: R
 VIKINGS SEASON: R

2017 GP/GS	Career GP/GS	Playoffs GP/GS
3/1	3/1	0/0

- Was a captain of the Miami Hurricanes as a senior and participated in the 2017 Senior Bowl.
- Finished collegiate career with a streak of 39 consecutive games started.

OFF THE FIELD Earned criminology degree as a 5-year senior...Chose Miami over offers from Wisconsin and Florida State...1 of 4 (Dalvin Cook, Rodney Adams and Stacy Coley) Florida natives drafted in 2017 by the Vikings.

PRO The 4th Hurricane out of 9, which are the most selections from the University of Miami since 2006...Isidora joins his former teammate Stacy Coley as a fellow Minnesota 2017 draft pick...Selected with Vikings 2nd choice in the 5th round (#180 overall).

2017 Active but did not play Weeks 10-13...Made his 1st career NFL start at LG vs. Cleveland (10/29) at Twickenham stadium in London, England as a part of the NFL's International series...Saw 1st extended action as he filled in for injured Jeremiah Sirles at LG vs. Baltimore (10/22)...Made his NFL debut vs. Green Bay (10/15) and saw action on special teams...Inactive Weeks 1-5.

ISIDORA'S CAREER GAMES/STARTS

Year	GP/GS
2017 (Min)	3/1
Totals	3/1

COLLEGE Started all 13 games at right guard as a senior, extending streak of consecutive games started to 39 to end career...Earned 2nd-Team All-ACC recognition from ACC coaches and 3rd-Team honors from Atlantic Coast Sports Media Association (ACSM)A...Offense averaged 425.9 yards per game in 2016...1 of 4 Miami Hurricanes players to start all 13 games during his junior season...Earned All-ACC Honorable Mention by the coaches in 2015...Helped lead his team to No. 29 national ranking in passing offense (2774 yards) as a junior while the offensive line was 8th nationally in fewest tackles for loss allowed (4.31 average)...Team tied for 3rd-fewest sacks allowed of any team in ACC (15) in 2015...Started all 13 games at RG for the 1st time as a sophomore in 2014...Played a prominent role on the offensive line for an offensive unit that averaged 431.0 yards of total offense, including 179.9 rushing yards, and 29.9 points per game in the regular season in 2014...Sidelined 1st 10 games of season with foot injury in his redshirt freshman year (2013)...Made collegiate debut in home finale vs. Virginia on 11/23/13...Did not see any action as a true freshman, redshirted to retain eligibility.

PREP 4-star recruit according to ESPN and 3-star recruit according to Rivals and Scout coming out of Cypress Bay HS...No. 13 offensive guard prospect and No. 39 overall prospect in Florida according to ESPN...No. 14 offensive guard prospect and No. 53 overall prospect in Florida according to Rivals as well as No. 51 offensive guard prospect on Scout...Chose Miami over Wisconsin and Florida State.



#94

JALEEL JOHNSON

POSITION: DEFENSIVE TACKLE
HEIGHT/WEIGHT: 6-3/316
DOB: 7-12-94
HOMETOWN: BROOKLYN, NY

COLLEGE: IOWA
ACQUIRED: D4a (#109) '17
NFL SEASON: R
VIKINGS SEASON: R

2017 GP/GS
4/0

Career GP/GS
4/0

Playoffs GP/GS
0/0

- Shares University of Iowa alma mater with Vikings alums Chad Greenway and Paul Krause.

- Earned 2 letters in high school as a heavyweight wrestler.

- Became the 1st player in Montini Catholic history to play in the NFL when he debuted on 10/9/17 at Chicago.

OFF THE FIELD Majored in sociology...1st player in Montini Catholic history to play in the NFL...Born in Brooklyn but raised in the Chicago area.

PRO Marks the 8th Iowa Hawkeye drafted by the Vikings organization...Selected in the 4th round (109th overall).

2017 Inactive at Atlanta (12/3)...Inactive at Detroit (11/23) on Thanksgiving Day...Played on defense vs. Los Angeles (11/19) and at Washington (11/12)...Inactive at Cleveland (10/29)... Active but did not play vs. Baltimore (10/22)...Contributed on defense vs. Green Bay (10/15) with 1 solo tackle...Made his NFL debut at Chicago (10/9) and tallied a solo tackle...Inactive Weeks 1-4.

COLLEGE Started the final 27 games of his career in Iowa City at DT, appearing in 47 games total over his 4-year playing career...Recorded at least 1 solo tackle in 23 of his final 27 games...Earned 1st-Team All-Big Ten honors his senior season after totaling 55 total tackles (29 solo), 10 TFL and 8.0 sacks...

Awarded the Team Hustle Award...Earned Big Ten Defensive Player of the Week for his role in the Hawkeyes 14-13 upset of No. 2 Michigan, racking up 9 tackles (6 solo), 2 TFL, 1 sack and a safety that gave Iowa its 1st points of the game as the Hawkeyes defense held the Wolverines to 201 yards of offense...Received Honorable Mention All-Big Ten honors by the league coaches and media following his junior season... Totaled 45 tackles (22 solo), 5.5 TFL and 4.0 sacks in 14 games, all starts at DT... Assisted with a strong defensive performance against Illinois State as the Hawkeyes allowed just 35 net rushing yards and 231 total yards of offense...Recorded 5 solo tackles and a sack against Iowa State as the Cyclones offense was held to no points and 66 yards of offense in the 2nd half... Recorded 2 solo tackles in the Hawkeyes 45-16 Rose Bowl loss to Stanford...Received an increased role during his sophomore campaign as he appeared in all 13 games...Recorded 11 tackles (2 solo), 2.5 TFL and a sack on the year...Tallied 3 assisted tackles, a TFL and 0.5 sack in the Iowa's loss to Tennessee in the TaxSlayer Bowl...Appeared in 7 games as a redshirt freshman, recording 1 assisted tackle...Appeared in the Hawkeyes Outback Bowl loss to LSU but did not register any statistics... Redshirted in 2012.

PREP Attended St. Joseph's High School for 3 years before graduating from Montini Catholic...Earned prep All-American honors and 1st-team all-state recognition as a senior...Was a team captain and played both offensive and defensive line as his team went 12-2 en route to winning the state championship...Wrestled in high school as well, earning two letters.

JOHNSON'S CAREER GAME-BY-GAME

2017	U	A	T	TFL	SK	QH	FF	FR	INT	PD
vs. NO - 9/11									
vs. PIT - 9/17									
vs. TB - 9/24									
vs. DET - 10/1									
at CHI - 10/9	1	0	1	0	0.0	0	0	0	0
vs. GB - 10/15	1	0	1	0	0.0	0	0	0	0
vs. BAL - 10/22									
at CLE - 10/29									
at WAS - 11/12	0	0	0	0	0.0	0	0	0	0
vs. LAR - 11/19	0	0	0	0	0.0	0	0	0	0
at DET - 11/23									
at ATL - 12/3									
at CAR - 12/10									
vs. CIN - 12/17									
at GB - 12/23									
vs. CHI - 12/31									
2017GP/GS:	4/0	2	0	2	0	0.0	0	0



#92 TOM JOHNSON

POSITION: DEFENSIVE TACKLE
HEIGHT/WEIGHT: 6-3/288
DOB: 8-30-84
HOMETOWN: MOSS POINT, MS

COLLEGE: SOUTHERN MISSISSIPPI
ACQUIRED: FA '14
NFL SEASON: 7
VIKINGS SEASON: 4

2017 GP/GS 12/11 **Career GP/GS** 99/21 (40/0-NO; 58/21-MIN) **Playoffs GP/GS** 5/0 (1/0-MIN; 4/0-NO)

• Played in NFL Europa, Arena Football League and Canadian Football League before landing a roster spot in 2011 with New Orleans, 5 years after his rookie season in 2006.

• Ranked 5th among NFC DTs with 6.5 sacks in 2014, his career high in sacks.

OFF THE FIELD Majored in coaching and sport administration...Aspires to a career in real estate when his football playing days are over...Has started a non-profit in his hometown of Moss Point, MS that promotes youth education...Has a daughter, Autumn Celeste Johnson...Father works as an electrician in the local shipyards in Mississippi.

PRO Ranks tied for 7th among NFL interior linemen since 2014 with 15.0 sacks, the highest total by an undrafted DT in that span...Played in 5th career playoff game when Vikings hosted Seattle in Wild Card matchup (1/10/16)...Has found a home on the Vikings line, nothing best 2 seasons (2014-15) of his career in Minnesota...Re-signed with the Vikings during the 2015 offseason...Signed with the Vikings as a free agent in 2014 and had a career year, recording 6.5 sacks after entering the season with 5.0 sacks in 40 previous career games...Career took a winding path before finally earning a roster spot with New Orleans, playing in NFL Europa, the Arena Football League and Canadian Football League from 2007-10...Notched his 1st NFL sack against the Vikings in 2011...Originally entered NFL as a rookie free agent with Indianapolis in 2006 but did not see action in an NFL regular season game until 2011.

2017 Tallied 2 tackles (1 solo) and a TFL at Atlanta (12/3)...Posted a solo tackle and a QBH at Detroit (11/23)...Contributed 2 assisted tackles vs. Los Angeles (11/19)...Recorded 4 total tackles (2 solo), 7 QBH and a key 3rd down TFL late in the game at Washington (11/12)...Compiled 2 solo tackles, a TFL, a sack and 3 QBH vs. Cleveland (10/29) at Twickenham stadium in London, England as a part of the NFL's International series...Posted 2 tackles (1 solo) his 1st sack of the season, 2 QBH and a TFL vs. Baltimore (10/22)...Turned in 2 assisted tackles and 4 QBH vs. Green Bay (10/15)...Tallied 3 solo tackles at Chicago (10/9)...Contributed 3 tackles (2 solo) and 2 QBH vs. Detroit (10/1)...Posted 2 solo tackles and 2 QBH vs. Tampa Bay (9/24) in his 90th NFL game...Recorded 1 solo tackle at Pittsburgh (9/17)...Started and collected 2 tackles (1 solo) vs. New Orleans (9/11), his former team...

2016 Totaled 26 tackles (16 solo), 6 TFL, 2.0 sacks, 51 QBHs, 1 INT and 1 PD for the NFL's 3rd-ranked defense (314.9 ypg) before being placed on injured reserve (12/20) before being injured in game against the Colts...Tallied 2 tackles (1 solo) and 3 QBHs vs. Indianapolis (12/18)...Registered 3 tackles (2 solo), 1 TFL and 7 QBHs at Jacksonville (12/11)...Recorded 2 tackles (1 solo) and 2 QBHs vs. Dallas (12/1)...Notched 1 solo stop, dropping Cardinals RB David Johnson for a 1-yard loss, and 2 QBHs vs. Arizona (11/20)...Totaled 5 tackles (2 solo) and 4 QBHs at Washington (11/13)...Subbed at DT vs. Detroit (11/6) and at Chicago (10/31)...Notched 1 tackle and 2 QBHs at Philadelphia (10/23)...Tallied 2 solo tackles, 1.0 sack, 1 TFL and a career-high-tying 10 QBHs vs. Houston (10/9)...Recorded 2 tackles, 1 TFL and 1 QBH vs. NY Giants (10/3)...Posted 3 tackles (all solo) and his 1st career INT, becoming the 11th Vikings DT to notch

JOHNSON'S NFL TOTALS

Year.....	GP/GS	Tackles							FF/FR	
		Solo	Asst.	Total	Sacks	INTs	PBU	TFL		QBH
2011 (NO).....	13/0	11	14	25	1.0	0	1	--	--	1/0
Playoffs.....	2/0	0	1	1	0.0	0	0	--	--	0/0
2012 (NO).....	15/0	21	12	33	2.0	0	0	--	--	0/0
2013 (NO).....	12/0	6	9	15	2.0	0	0	--	--	0/0
Playoffs.....	2/0	0	1	1	0.0	0	0	--	--	0/0
2014 (Min).....	16/2	21	11	32	6.5	0	0	8	30	1/0
2015 (Min).....	16/8	26	21	47	5.5	0	0	10	50	0/0
Playoffs.....	1/0	1	1	2	0.0	0	0	0	1	0/0
2016 (Min).....	14/0	16	10	26	2.0	1	1	6	51	0/0
2017.....	12/11	20	11	31	2.0	0	0	4	23	0/0
Totals.....	99/21	119	88	207	21.0	1	2	--	--	2/0
Playoffs.....	5/0	1	3	4	0.0	0	0	--	4	0/0

SINGLE-GAME CAREER HIGHS

- Tackles.....7..... vs. St. Louis, 11/8/15
- Solo Tackles.....4..... vs. NY Giants, 12/27/15
- Sacks.....2.0..... vs. NY Giants, 12/27/15
- Interception.....1..... at Carolina, 9/25/16
- Pass Break Up.....1..... 2x, last at Carolina, 9/25/16
- Tackles For Loss.....2.0..... 2x, last vs. Green Bay, 9/18/16
- QB Hurries.....10..... at Carolina, 9/25/16; vs. Houston, 10/9/16
- Forced Fumble.....1..... 2x, last at St. Louis, 9/7/14

a pick and the 1st since Kevin Williams (9/15/13 at Chi.), at Carolina (9/25)...Compiled 5 tackles (2 solo), including 2 TFL and 1.0 sack, and 7 QBHs vs. Green Bay (9/18)...Registered 3 QBHs at Tennessee (9/11).

2015 Started a career-high 8 games and played in all 16 along with Wild Card Playoff game...Helped Vikings claim NFC North title, winning the crown in the regular-season finale at Green Bay (1/3/16), snapping the Packers 4-year streak...Notched 5.5 sacks, trailing his career-high 6.5 set in his 2014 Vikings debut...Started 8 games at DT when Sharrif Floyd would shift to NT in place of injured Linnal Joseph...Posted 1st career multi-sack game vs. NY Giants (12/27) when he caught Eli Manning twice...Had career-high 7 tackles vs. St. Louis (11/8), helping hold rookie standout Todd Gurley in check during Vikings OT victory.

2014 Had a breakout season as a reserve with the Vikings after signing as a free agent with the club during the 2014 off-season...Had streak of 4 straight weeks with at least 0.5 sack in a game - vs. Detroit (10/12), at Buffalo (10/19), at Tampa Bay (10/26) and vs. Washington (11/2)...Ranked 5th in NFC for sacks by a DT with 6.5...Started 1st career game against his old teammates at New Orleans (9/21) and later started at Detroit (12/14)...Recorded 6.5 sacks in 16 appearances after entering the season with 5.0 sacks in 40 career games in his 1st 3 seasons...Played a key role in the Vikings defensive transformation, the most improved defense in the NFL in 2014...Started the season with a strip-sack and 2 tackles in opener at St. Louis (9/7)...Notched career-high 5 tackles vs. Carolina (11/30).

2013 Played in 12 games as Saints went 11-5 and earned Wild Card berth in the playoffs...Saw action in Wild Card Playoff win at Philadelphia (1/4/14) and Divisional Game loss to eventual Super Bowl champions Seattle (1/11/14)...Had season-high 4 tackles at Seattle (12/4)...Had a pair of games with a sack - at New England (10/13) and vs. Dallas (11/10).

2012 Had career-high 33 tackles during the season and 2.0 sacks...Had season-high 4 tackles vs. Carolina (12/30)...Notched sacks at Oakland (11/18) and at Dallas (12/23).

2011 Made debut on an NFL regular-season roster for Saints club that went 13-3 and advanced to the NFC Divisional Playoffs...Played in both New Orleans playoff games, a win over Detroit in Wild Card round and loss at San Francisco in Divisional Round...Posted 1st career sack when he caught Christian Ponder at Minnesota (12/18).

2010 Played for Calgary in CFL...Helped Stampeders go 13-5 in regular season before losing in West Final to Saskatchewan...Had 4.0 sacks and 39 tackles.

2009 Saw action in 6 games for Calgary in his CFL debut season, starting all 6 games...Notched 3.0 sacks and 13 tackles...Club advanced to West Final before losing to Saskatchewan.

2008 Played in the Arena Football League with Philadelphia Soul and Grand Rapids Rampage.

2007 Allocated by Colts to NFL Europa's Cologne Centurions...Notched 2.5 sacks...Returned to the United States to go to training camp with Colts...Released on 8/28 in roster cutdown.

2006 Joined Colts as a rookie free agent on 5/9 and waived following preseason on 9/3...Was out of football for rest of 2006 season.

COLLEGE Played final 2 seasons with 12 starts at Southern Miss after transferring from Gulf Coast CC...Named 2nd-Team All-Conference USA as a senior at Southern Miss...Helped Golden Eagles to consecutive 7-5 seasons in 2004 and 2005, capping each season with victory in New Orleans Bowl, over North Texas and Arkansas State respectively...In 1st career game with Southern Miss, helped upset Nebraska in Lincoln 21-17 in 2004 season opener...Notched 54 tackles as a senior...Earned 2nd-Team NJCAA All-America honors in 2003 at Gulf Coast CC and was team's Defensive Line MVP both seasons

PREP Helped Moss Point (MS) High to Class 5A state title in 2000...Played football as a junior and senior, earning All-State and All-Coast honors as a senior...Invited to play in Mississippi state all-star game...Did not play football until junior year.

JOHNSON'S SACKS

GAME	QB	SACK
@ Minnesota, 12/18/11	Christian Ponder	1.0
@ Oakland, 11/18/12	Carson Palmer	1.0
@ Dallas, 12/23/12	Tony Romo	1.0
@ New England, 10/13/13	Tom Brady	1.0
vs. Dallas, 11/10/13	Tony Romo	1.0
@ St. Louis, 9/7/14	Shaun Hill	1.0
vs. New England, 9/14/14	Tom Brady	1.0
vs. Detroit, 10/12/14	Matthew Stafford	1.0
@ Buffalo, 10/19/14	Kyle Orton	1.0
@ Tampa Bay, 10/26/14	Mike Glennon	1.0
vs. Washington, 11/2/14	Robert Griffin III	0.5
@ Miami, 12/21/14	Ryan Tannehill	1.0
vs. San Diego, 9/27/15	Philip Rivers	1.0
@ Detroit, 10/25/15	Matthew Stafford	1.0
vs. Chicago, 12/20/15	Jay Cutler	1.0
vs. NY Giants, 12/27/15	Eli Manning	2.0
@ Green Bay, 1/3/16	Aaron Rodgers	0.5
vs. Green Bay, 9/18/16	Aaron Rodgers	1.0
vs. Houston, 10/9/16	Brock Osweiler	1.0
vs. Baltimore, 10/22/17	Joe Flacco	1.0
vs. Cleveland (UK), 10/29/17	DeShone Kizer	1.0
Total		21.0

JOHNSON'S CAREER GAME-BY-GAME (*starts)

2011 (NO)	U	A	T	TFL	SK	QH	FF	FR	INT	PD
at GB - 9/8										
vs. CHI - 9/18										
vs. HOU - 9/25										
at JAX - 10/2	0	0	0	0.0	--	0	0	0	0	0
at CAR - 10/9	0	1	1	0.0	--	0	0	0	0	0
at TB - 10/16	1	2	3	1.0	--	0	0	0	0	0
vs. IND - 10/23	1	3	4	0.0	--	1	0	0	0	0
at STL - 10/30	2	1	3	0.0	--	0	0	0	0	0
vs. TB - 11/6	1	1	2	0.0	--	0	0	0	0	0
at ATL - 11/13	1	0	1	0.0	--	0	0	0	0	0
vs. NYG - 11/28	2	2	4	1.0	--	0	0	0	0	0
vs. DET - 12/4	0	0	0	0.0	--	0	0	0	0	0
at TEN - 12/11	0	0	0	0.0	--	0	0	0	0	1
at MIN - 12/18	2	0	2	1.0	--	0	0	0	0	0
vs. ATL - 12/26	0	1	1	0.0	--	0	0	0	0	0
vs. CAR - 1/1/12	1	3	4	0.0	--	0	0	0	0	0
2011 ..GP/GS: 13/0	11	14	25	3	1.0	--	1	0	0	1
2011 PLAYOFFS										
vs. DET - 1/7/12	0	0	0	0.0	--	0	0	0	0	0
at SF - 1/14/12	0	1	1	0.0	--	0	0	0	0	0
Totals ..GP/GS: 2/0	0	1	1	0	0.0	--	0	0	0	0

2012 (NO)	U	A	T	TFL	SK	QH	FF	FR	INT	PD	2015 (MIN)	U	A	T	TFL	SK	QH	FF	FR	INT	PD
vs. WAS - 9/91	0	1	0	0.0	--	0	0	0	0	at SF - 9/142	0	2	0	0.0	0	0	0	0	0
at CAR - 9/160	0	0	0	0.0	--	0	0	0	0	vs. DET - 9/200	1	1	0	0.0	3	0	0	0	0
vs. KC - 9/231	1	2	1	0.0	--	0	0	0	0	vs. SD - 9/271	1	2	1	1.0	2	0	0	0	0
at GB - 9/301	0	1	0	0.0	--	0	0	0	0	at DEN - 10/41	2	3	1	0.0	2	0	0	0	0
vs. SD - 10/71	1	2	0	0.0	--	0	0	0	0	vs. KC - 10/181	0	1	0	0.0	3	0	0	0	0
at TB - 10/212	1	3	0	0.0	--	0	0	0	0	at DET - 10/25*1	2	3	1	1.0	4	0	0	0	0
at DEN - 10/283	0	3	0	0.0	--	0	0	0	0	at CHI - 11/1*1	0	1	0	0.0	4	0	0	0	0
vs. PHI - 11/53	0	3	0	0.0	--	0	0	0	0	vs. STL - 11/8*3	4	7	0	0.0	5	0	0	0	0
vs. ATL - 11/112	1	3	0	0.0	--	0	0	0	0	at OAK - 11/15*0	2	2	0	0.0	3	0	0	0	0
at OAK - 11/182	0	2	1	1.0	--	0	0	0	0	vs. GB - 11/221	2	3	0	0.0	3	0	0	0	0
vs. SF - 11/250	3	3	0	0.0	--	0	0	0	0	at ATL - 11/292	0	2	0	0.0	2	0	0	0	0
at ATL - 11/29INACTIVE										vs. SEA - 12/6*3	0	3	1	0.0	1	0	0	0	0
at NYG - 12/90	1	1	0	0.0	--	0	0	0	0	at AZ - 12/10*3	3	6	1	0.0	3	0	0	0	0
vs. TB - 12/161	1	2	0	0.0	--	0	0	0	0	vs. CHI - 12/20*2	0	2	2	1.0	4	0	0	0	0
at DAL - 12/233	0	3	1	0.0	--	0	0	0	0	vs. NYG - 12/274	2	6	2	2.0	3	0	0	0	0
vs. CAR - 12/301	3	4	0	0.0	--	0	0	0	0	at GB - 1/3/16*1	2	3	1	0.5	8	0	0	0	0
2012...GP/GS: 15/0....21	12	33	3	1.0	--	0	0	0	0	0	2015...GP/GS: 16/8....26	21	47	10	5.5	50	0	0	0	0	0
2013 (NO)	U	A	T	TFL	SK	QH	FF	FR	INT	PD	2015 PLAYOFFS										
vs. ATL - 9/80	1	1	0	0.0	--	0	0	0	0	vs. SEA - 1/10/161	1	2	0	0.0	1	0	0	0	0
at TB - 9/150	0	0	0	0.0	--	0	0	0	0	2016 (MIN)	U	A	T	TFL	SK	QH	FF	FR	INT	PD
vs. ARI - 9/22INACTIVE										at TN - 9/110	0	0	0	0.0	3	0	0	0	0
vs. MIA - 9/30INACTIVE										vs. GB - 9/182	3	5	2	1.0	7	0	0	0	0
at CHI - 10/60	0	0	0	0.0	--	0	0	0	0	at CAR - 9/253	0	3	0	0.0	10	0	0	1	1
at NE - 10/131	1	2	1	1.0	--	0	0	0	0	vs. NYG - 10/32	0	2	1	0.0	1	0	0	0	0
vs. BUF - 10/271	1	2	0	0.0	--	0	0	0	0	vs. HOU 10/92	0	2	1	1.0	10	0	0	0	0
at NYJ - 11/30	0	0	0	0.0	--	0	0	0	0	at PHI - 10/230	1	1	0	0.0	2	0	0	0	0
vs. DAL - 11/101	0	1	1	1.0	--	0	0	0	0	at CHI - 10/310	0	0	0	0.0	0	0	0	0	0
vs. SF - 11/170	0	0	0	0.0	--	0	0	0	0	vs. DET - 11/60	0	0	0	0.0	0	0	0	0	0
at ATL - 11/211	2	3	0	0.0	--	0	0	0	0	at WAS - 11/132	3	5	0	0.0	4	0	0	0	0
at SEA - 12/22	2	4	0	0.0	--	0	0	0	0	vs. ARI - 11/201	0	1	1	0.0	2	0	0	0	0
vs. CAR - 12/80	2	2	0	0.0	--	0	0	0	0	at DET - 11/240	0	0	0	0.0	0	0	0	0	0
at STL - 12/220	0	0	0	0.0	--	0	0	0	0	vs. DAL - 12/11	1	2	0	0.0	2	0	0	0	0
at CAR - 12/22INACTIVE										at JAX - 12/112	1	3	1	0.0	7	0	0	0	0
vs. TB - 12/29INACTIVE										vs. IND - 12/181	1	2	0	0.0	3	0	0	0	0
2013...GP/GS: 12/0....6	9	15	0	2.0	--	0	0	0	0	0	at GB - 12/24INJURED RESERVE									
2013 PLAYOFFS											vs. CHI - 1/1/17INJURED RESERVE									
at PHI - 1/4/140	1	1	0	0.0	--	0	0	0	0	2016...GP/GS: 14/0....16	10	26	6	2.0	51	0	0	0	1	1
at SEA - 1/11/140	0	0	0	0.0	--	0	0	0	0	2017	U	A	T	TFL	SK	QH	FF	FR	INT	PD
Totals...GP/GS: 2/0....0	1	1	0	0.0	--	0	0	0	0	0	vs. NO - 9/11*1	1	2	0	0.0	2	0	0	0	0
2014 (MIN)	U	A	T	TFL	SK	QH	FF	FR	INT	PD	at PIT - 9/17*1	0	1	0	0.0	0	0	0	0	0
at STL - 9/72	0	2	1	1.0	3	1	0	0	0	vs. TB - 9/24*2	0	2	0	0.0	2	0	0	0	0
vs. NE - 9/141	0	1	1	1.0	0	0	0	0	0	vs. DET - 10/1*6	2	8	0	0.0	2	0	0	0	0
at NO - 9/21*2	0	2	0	0.0	1	0	0	0	0	at CHI - 10/9*3	0	3	0	0.0	0	0	0	0	0
vs. ATL - 9/280	1	1	0	0.0	2	0	0	0	0	vs. GB - 10/15*0	2	2	0	0.0	4	0	0	0	0
at GB - 10/22	0	2	0	0.0	1	0	0	0	0	vs. BAL - 10/22*1	1	2	1	1.0	2	0	0	0	0
vs. DET - 10/121	0	1	1	1.0	4	0	0	0	0	at CLE - 10/29*2	0	2	1	1.0	3	0	0	0	0
at BUF - 10/191	1	2	1	1.0	2	0	0	0	0	at WAS - 11/122	2	4	1	0.0	7	0	0	0	0
at TB - 10/261	0	1	1	1.0	2	0	0	0	0	vs. LAR - 11/19*0	2	2	0	0.0	0	0	0	0	0
vs. WAS - 11/20	1	1	1	0.5	2	0	0	0	0	at DET - 11/23*1	0	1	0	0.0	1	0	0	0	0
at CHI - 11/161	0	1	0	0.0	2	0	0	0	0	at ATL - 12/3*1	1	2	1	0.0	0	0	0	0	0
vs. GB - 11/232	0	2	0	0.0	0	0	0	0	0	at CAR - 12/10									
vs. CAR - 11/302	3	5	0	0.0	4	0	0	0	0	vs. CIN - 12/17									
vs. NYJ - 12/72	1	3	1	0.0	1	0	0	0	0	at GB - 12/23									
at DET - 12/14*0	2	2	0	0.0	0	0	0	0	0	vs. CHI - 12/31									
at MIA - 12/213	1	4	1	1.0	4	0	0	0	0	2017..GP/GS: 12/11....20	11	31	4	2.0	23	0	0	0	0	0
vs. CHI - 12/281	1	2	0	0.0	2	0	0	0	0											
2014...GP/GS: 16/2....21	11	32	8	6.5	30	1	0	0	0	0											



#16 CAYLEB JONES

POSITION: WIDE RECEIVER
HEIGHT/WEIGHT: 6-3/209
DOB: 3-21-93
HOMETOWN: AUSTIN, TX

COLLEGE: ARIZONA
ACQUIRED: PS '16
NFL SEASON: 1
VIKINGS SEASON: 1

2016 GP/GS
PS

Career GP/GS
0/0

Playoffs GP/GS
0/0

• Father, Robert (LB), and uncle, Jeff Blake (QB), played a combined 270 games in the NFL. Brother, Zay, was drafted in the 2nd round (#37 overall) of the 2017 NFL Draft by the Buffalo Bills.

OFF THE FIELD Majored in social, behavior and human understanding at Arizona... Brother, Zay, was drafted in the 2nd round (#37 overall) of the 2017 NFL Draft by the Buffalo Bills, the Vikings foe for the 2017 preseason opener... Father, Robert, received All-America recognition and was a Butkus Award finalist at East Carolina (1989-91) before a 10-year NFL career: Dallas (1992-95), St. Louis (1996-97), Miami (1998-2000) and Washington (2001)... Robert played for the Cowboys while Mike Zimmer coached the DBs during the 1994-95 seasons... Uncle, Jeff Blake, played QB at East Carolina (1988-91), finished 7th in the 1991 Heisman Trophy balloting and played 119 games in the NFL.

PRO Signed a futures contract with the Vikings on 12/17 after joining Minnesota's practice squad for the final week of the 2016 season... Originally signed with the Eagles as a rookie free agent on 5/5/16.

2017 Spent the 2017 offseason and training camp with the Vikings... Released on 9/2/17 as part of final roster cuts... Signed to the Vikings practice squad on 9/3/17.

2016 Joined Minnesota's practice squad on 12/28 after being released by Philadelphia on 9/19... Originally entered the league with the Eagles as a rookie free agent.

COLLEGE 2-year letterwinner at Arizona, where he finished his Wildcats career with the 10th-most receiving yards (1,923), 10th-most receptions (128, tied) and 12th-most receiving TDs (14) in school history... Totaled 8 career 100-yard receiving games... Earned All-Pac-12 Honorable Mention in 2014... Redshirted the 2013 season after transferring from Texas.

PREP All-American, 3-time all-state, 3-time all-area and 3-time all-district wide receiver at Austin High School, where he posted 213 receptions for 3,025 yards and 27 TDs... Earned 2nd-team All-USA by *USA Today* and High School All-America honorable mention by *Sports Illustrated* after totaling 1,025 yards and 9 TDs on 59 receptions and adding 124 rushing yards and 1 rushing TD, as a senior... Played in the 2012 Under Armour All-America Game.

VIKINGS SET TO INDUCT 2 WRs INTO RING OF HONOR

The Minnesota Vikings will induct a pair of legendary wide receivers in the club's Ring of Honor in 2017 - Randy Moss and Ahmad Rashad.

Moss burst onto the scene in 1998 with a record-setting Rookie of the Year performance and went on to rank among the NFL's greatest WRs in his 14-year career. Moss ranks 2nd in NFL history with 156 receiving TDs, 3rd all-time with 15,292 yards and holds the NFL's record for TD catches in a season with 23 as a New England Patriot in 2007. Moss holds the Vikings career record with 41 career 100-yard games. Moss set the NFL rookie record with 17 TDs in 1998 and had 17 again in 2003, to tie the Vikings record for a season twice. In his career, Moss posted 10 seasons of 1,000+ yards, good for 2nd in NFL history and also ranks 2nd in NFL history with 64 career 100-yard games. Moss went to 5 Pro Bowls (1998, '99, '00, '02, '03) with the Vikings and was All-Pro 3 times (1998, '00, '03) with the Vikings, was named to the 2000s Team of the Decade and started 108 of his 113 Vikings games along with 8 playoff contests. For his 14-year career, Moss had 982 receptions for 15,292 yards and 156 TDs with an average per catch of 15.6 yards. He played in 218 career games with 193 starts.

Rashad enjoyed the best seasons of his 11-year NFL career with the Vikings, playing 7 seasons for the team (1976-82). A 4-time Pro Bowler, Rashad represented the club 4 straight years from 1978-81 and was named Pro Bowl MVP to cap the 1978 season. He led the team in receiving 3 times-1977, '79 and '80 and was the 1st Vikings WR to notch consecutive 1,000-yard seasons in 1979 and he led the NFC in receptions twice (1977, '79). Rashad had 6 seasons as a Viking with 50+ catches, tied for 2nd-best in franchise history with Randy Moss and only trailing Cris Carter's 11. Rashad still holds Vikings records for TD receptions in a game with 4, set against San Francisco (9/2/79), also an opening-day record. His 160 yards in the 1980 opener vs. Atlanta (9/7/80) still stands as the Vikings opening-day record. Rashad started 95 of his 98 games played as a Viking. He caught 400 passes in purple for 5,489 yards and 34 TDs, most notably the Hail Mary pass from Tommy Kramer, a 46-yarder as time expired at Met Stadium against Cleveland (12/14/80). Rashad played in 139 career NFL games, beginning his career as the 4th overall pick by St. Louis in 1972. He played for the Cardinals, Bills and Vikings from 1972-82.





#98 LINVAL JOSEPH

POSITION: DEFENSIVE TACKLE
HEIGHT/WEIGHT: 6-4/329
DOB: 10-10-88
HOMETOWN: GAINESVILLE, FL

COLLEGE: EAST CAROLINA
ACQUIRED: FA '14
NFL SEASON: 8
VIKINGS SEASON: 4

2017 GP/GS
12/12

Career GP/GS
109/102 (53/46-NYG; 56/56-MIN)

Playoffs GP/GS
5/5
(4/4-NYG,
1/1-MIN)

games he's appeared in as a Viking...Originally selected in 2nd round (#46) by Giants in 2010.

- Veteran DT earned Super Bowl XLVI title as a starter with NY Giants in win over New England to cap the 2011 season.
- Earned his 1st career **Pro Bowl** nod after the 2016 season.
- Was born in the U.S. Virgin Islands and moved with his family to Florida when he was 10 years old.

OFF THE FIELD Born in the U.S. Virgin Islands and moved to the U.S. at age 10, settling with his family in Florida...Has a daughter, Elani...Visited Iceland during the 2017 offseason with teammates DE Danielle Hunter and TE Kyle Rudolph as a part of the team's Viking Heritage trip...Active with Open Door Ministry in his home town of Gainesville, FL...Majored in communications at ECU...Has a Maltese-Yorkie cross named Lucky...Was a state-champion weightlifter as a junior in high school...Had his #76 retired at Santa Fe HS during the 2015 offseason.

PRO Selected to the **Pro Bowl** following the 2016 season...Named **NFC Defensive Player of the Week** vs. St. Louis (11/8/15), only the 4th time in Vikings history a DT has been presented the award and the 1st time in his career earning the honor...Signed with the Vikings as an unrestricted free agent in 2014...Starter on Giants run to Super Bowl XLVI title after the 2011 season when the team went from a 9-7 regular season to the Super Bowl win, including road wins in the NFC Divisional Round (at Green Bay) and NFC Championship Game (at San Francisco)...Durable player with 90 starts in 97 career games and has missed only 1 game from 2011-14...Has started all 44

HONORS Earned his 1st career **Pro Bowl** nod following the 2016 season...Selected as 2015 **Vikings Defensive MVP**...Named **NFC Defensive Player of the Week** vs. St. Louis (11/8/15).

2017 Recorded 3 tackles (1 solo) and 2 QBH at Atlanta (12/3)...Contributed 5 tackles (4 solo) at Detroit (11/23) on Thanksgiving Day...Started the 100th game of his NFL career and posted 4 tackles (2 solo) vs. Los Angeles (11/19)...Tallied 6 total tackles (3 solo) and 3 QBH at Washington (11/12)...Recorded 3 tackles (2 solo), a TFL, a sack and 3 QBH vs. Cleveland (10/29) at Twickenham stadium in London, England as a part of the NFL's International series...Posted 6 tackles (3 solo) a TFL and 3 QBH vs. Baltimore (10/22)...Contributed 5 tackles (1 solo) 2 TFL, 0.5 sacks and 4 QBH vs. Green Bay (10/15)...Tied for the team lead with 6 solo tackles (7 total) and his 1st FR of the season at Chicago (10/9)...Led the team with 11 total tackles (7 solo) vs. Detroit (10/1) and notched his 1st sack of the season along with 1 QBH and TFL...Posted 3 total tackles (2 solo) and 2 QBH vs. Tampa Bay (9/24) in the 100th game of his career...Recorded 8 tackles (6 solo) and 5 QBH at Pittsburgh (9/17)...Started his 45th career game with the Vikings vs. New Orleans (9/11) and finished with 6 tackles (4 solo).

2016 Earned his 1st career **Pro Bowl** bid...Became the 1st Vikings DT to record 100 tackles in a season since Henry Thomas (100) in 1991...Totaled 100 tackles (48 solo), 7 TFL, 4.0 sacks, 36 QBHs and 3 FF for the NFL's 3rd-ranked defense (314.9 ypg)...Recorded 7 tackles (2 solo), 1 TFL, 1 sack, 2 QBHs and 1 FF, which was returned 20 yards for a TD by Everson Griffen, vs.

JOSEPH'S NFL TOTALS

Year.....	GP/GS	Tackles			Sacks	INTs	PBU	TFL	QBH	FF/FR
		Solo	Asst.	Total						
2010 (NYG).....	6/0	8	3	11	0.0	0	0	--	--	0/0
2011 (NYG).....	16/15	34	15	49	2.0	0	3	--	--	0/0
<i>Playoffs.....</i>	<i>4/4</i>	<i>6</i>	<i>5</i>	<i>11</i>	<i>0.0</i>	<i>0</i>	<i>0</i>	<i>--</i>	<i>--</i>	<i>0/0</i>
2012 (NYG).....	16/16	39	33	72	4.0	0	0	--	--	1/2
2013 (NYG).....	15/15	51	24	75	3.0	0	0	--	--	1/1
2014 (Min).....	16/16	44	29	73	3.0	0	1	7	27	0/0
2015 (Min).....	12/12	43	28	71	0.5	0	2	8	26	1/0
<i>Playoffs.....</i>	<i>1/1</i>	<i>4</i>	<i>2</i>	<i>6</i>	<i>0.0</i>	<i>0</i>	<i>0</i>	<i>0</i>	<i>1</i>	<i>0/0</i>
2016 (Min).....	16/16	48	52	100	4.0	0	0	7	36	3/0
2017 (Min).....	12/12	41	26	67	2.5	0	0	5	26	0/1
Totals.....	109/102	307	209	516	19.0	0	6	--	--	6/4
<i>Playoffs.....</i>	<i>5/5</i>	<i>10</i>	<i>7</i>	<i>17</i>	<i>0.0</i>	<i>0</i>	<i>0</i>	<i>--</i>	<i>--</i>	<i>0/0</i>

SINGLE-GAME CAREER HIGHS

- Tackles.....15..... vs. Indianapolis, 12/18/16
- Solo Tackles.....9..... vs. Green Bay, 12/4/11
- Sacks.....2.0..... at Dallas, 10/28/12
- Tackles for Loss.....3..... vs. St. Louis, 11/8/15; vs. Green Bay, 9/18/16
- Forced Fumble.....1..... 6x, last vs. Chicago, 1/1/17
- Fumble Recovery.....1..... 4x, last at Chicago, 10/9/17

Chicago (1/1/17)...Totalled a career-high 15 tackles (8 solo) vs. Indianapolis (12/18)...Registered 5 tackles (2 solo) and 1 QBH, adding a blocked FG, at Jacksonville (12/11)...Led Minnesota's D-linemen with 7 tackles (4 solo) vs. Arizona (11/20)...Totalled 6 tackles (3 solo), 5 QBHs and 3 FF, which led to a Minnesota TD 4 plays later, at Washington (11/13)...Tabbed 5 tackles (2 solo) and 1 QBH vs. Detroit (11/6)...Lined up in the backfield on both Minnesota TDs against the Lions - a 1-yard reception by Kyle Rudolph and a 1-yard rush by Rhett Ellison...Posted 7 tackles (2 solo), 1 TFL, 1 sack and 3 QBHs at Carolina (9/25)...Recorded 8 tackles (5 solo), 1 sack, a career-high-tying 3 TFL and 5 QBHs vs. Green Bay (9/18)...Totalled 8 tackles (6 solo), 1 TFL, 1 sack, 2 QBHs and 1 FR at Tennessee (9/11).

2015 Helped lead stifling Vikings defense that keyed run to NFC North title...Played big role in Vikings ranking #5 in the NFL in scoring defense, allowing 18.9 points per game and ranking #13 in total defense...Named **NFC Defensive Player of the Week** for performance vs. St. Louis (11/8), the 1st time in his career being selected for the honor...Had a pair of 9-tackle games at Oakland (11/15) and vs. Green Bay (11/22)...Missed 4 games during the regular season but returned to start Wild Card Playoff game vs. Seattle (1/10/16), his 5th career playoff start.

2014 1 of 3 new starters along the Vikings defensive line in 2014...Started all 16 games after signing with the club as an unrestricted free agent during the offseason...Finished 2nd along the defensive line with 73 tackles, trailing only Everson Griffen (75)...Made his Vikings debut, which included 6 tackles, 1 TFL, 1.0 sack and 4 QB hurries, in the season opening win at St. Louis (9/7)...Helped the Vikings defense become the NFL's

INTERIOR FORCE

Linval Joseph was a dominant force on the Vikings defense in 2016, ranking 2nd in total tackles (77) and 3rd in solo stops (37) among interior defensive linemen in the NFL, according to league statistics. Joseph has continued that success in 2017, ranking 3rd in total tackles (47) and T-1st in solo tackles (30)

TOTAL TACKLES / NFL DTs / 2017

PK	PLAYER (TEAM)	TOTAL TACKLES
1.	Damon Harrison (NYG)	59
2.	Bennie Logan (KC)	48
3.	Linval Joseph (Min)	47
4.	Michael Brockers (LAR)	46
5.	Grady Jarrett (ATL)	44

SOLO TACKLES / NFL DTs / 2017

PK	PLAYER (TEAM)	SOLO TACKLES
1t.	Linval Joseph (Min)	30
1t.	Bennie Logan (KC)	30
3.	Michael Brockers (LAR)	28
4t.	Jurrell Casey (TEN)	27
4t.	Michael Pierce (BAL)	27

JOSEPH'S SACKS

GAME	QB	SACK
vs. Miami, 10/30/11	Matt Moore	1.0
@ San Francisco, 11/13/11	Alex Smith	1.0
vs. Dallas, 9/5/12	Tony Romo	1.0
@ San Francisco, 10/14/12	Alex Smith	1.0
@ Dallas, 10/28/12	Tony Romo	2.0
@ Dallas, 9/8/13	Tony Romo	0.5
@ Philadelphia, 10/27/13	Matt Barkley	1.0
vs. Dallas, 11/24/13	Tony Romo	0.5
vs. Seattle, 12/15/13	Russell Wilson	1.0
@ St. Louis, 9/7/14	Austin Davis	1.0
vs. Detroit, 10/12/14	Matthew Stafford	0.5
@ Buffalo, 10/19/14	Kyle Orton	1.0
vs. Chicago, 12/28/14	Jay Cutler	0.5
vs. St. Louis, 11/8/15	Nick Foles	0.5
at Tennessee, 9/11/16	Marcus Mariota	1.0
vs. Green Bay, 9/18/16	Aaron Rodgers	1.0
at Carolina, 9/25/16	Cam Newton	1.0
vs. Chicago, 1/1/17	Matt Barkley	1.0
vs. Detroit, 10/1/17	Matthew Stafford	1.0
vs. Green Bay, 10/15/17	Brett Hundley	0.5
vs. Cleveland (UK), 10/29/17	Deshone Kizer	1.0
Total		18.0

most improved in 2014, allowing 7.1 fewer offensive points per game than in 2013...1 of 8 new defensive starters for the Vikings in 2014.

2013 Started 15 games...Part of NYG defense that ranked #12 in the NFL in total defense...Posted career-high 10 tackles at Carolina (9/22)...Notched 7 tackles and a sack against eventual Super Bowl champion vs. Seattle (12/15)...Missed 1 game with injury, inactive vs. Philadelphia (10/6)...Notched sack in a game at Philadelphia (10/27) when he caught Matt Barkley...Shared sack on Cowboys QB Tony Romo at Dallas (9/8).

2012 Started all 16 games for 1st time in career...Ranked 5th on team with 72 tackles...Notched career-high 4.0 sacks...Posted career-best 2.0 sacks at Dallas (10/28)

2011 Moved into full-time starter role with 15 starts and played in 16 games...Opened all 4 playoff games en route to Super Bowl XLVI title...Had career-high 9 solo tackles vs. Green Bay (12/4)...Had a tackle and tackle for loss in Super Bowl...Had 3 tackles each in opening 3 playoff games of run to the title...Notched 1st career sack on Dolphins QB Matt Moore vs. Miami (10/30/11).

2010 Saw time in 6 games as a rookie, inactive for 10...Had season-best 5 solo stops at Green Bay (12/26)...Played in 1st NFL game vs. Chicago (10/3).

COLLEGE Started 27 of his 41 career games at ECU, opening 9 at NT and 18 at RDE...Earned 1st-Team All-Conference USA as a senior in 2009...Earned Honorable Mention All-Conference USA as a junior...Scored a rushing TD in 2009 for the Pirates on a 1-yard carry.

PREP Twice named Class AAA All-State and lettered 4 times in football...Earned state title in weightlifting as a junior...Competed in shot put and discus as team advanced to state meet...Holds the school record in the shot put and discus.

CENTURY CLUB

According to coaches stats, Linval Joseph registered career highs in tackles (100) and sacks (4, tied) in 2016, becoming just the 5th DT in franchise history, and 1st since Henry Thomas in 1991, to total at least 100 tackles and 4.0 sacks in a season. Alan Page accomplished the feat a team-record 6 times from 1972-77.

VIKINGS DTs WITH 100+ TACKLES AND 4.0+ SACKS IN A SEASON

PLAYER	SEASONS	YEARS
Alan Page	6	1972-77
James White	2	1980-81
Charlie Johnson	1	1984
Henry Thomas	2	1990-91
Linval Joseph	1	2016

LINVAL LEADS THE WAY

Linval Joseph's dominant efforts up front helped the Vikings rank 6th in points allowed (19.2) and 3rd in total net yards (314.9) in 2016. In his 2nd season with the Vikings (2015), Joseph earned his 1st career NFC Defensive Player of the Week award for his breakout game vs. St. Louis and was honored by the team as its Defensive MVP. Joseph became only the 4th Vikings DT to earn the Defensive Player of the Week, joining some elite company in Hall of Famer John Randle and Vikings legends Keith Millard and Kevin Williams. Joseph is coached by Vikings defensive line mentor Andre Patterson, who also coached Randle during some of his most productive seasons with the Vikings in 1998-99 when Randle was an All-Pro and Pro Bowler.

VIKINGS DTs NAMED NFC DEFENSIVE PLAYER OF THE WEEK

PLAYER, GAME	STATS
Keith Millard, vs. Det., 10/8/89	3 sacks, 7 tackles, 1 INT
John Randle, @ Chi., 10/25/93	3.5 sacks, 7 tackles
John Randle, vs. SF, 12/26/94	2 sacks, 1 FF, 1 FR, 2 tackles
John Randle, vs. GB, 9/22/96	2 sacks, 2 FF, 3 tackles
John Randle, vs. TB, 10/3/99	2 sacks, 1 FF, 1 FR, 1 PD, 4 tackles
John Randle, vs. Det., 1/2/00	2 sacks, 1 FF, 3 tackles
Kevin Williams, vs. Jax., 11/28/04	6 tackles, 1 sack, 1 FR TD
Linval Joseph, vs. STL, 11/8/15	8 tackles, 3 TFL, 0.5 Sack, 4 QBH

JOSEPH'S VIKINGS CAREER GAME-BY-GAME (*starts)

2014.....U	A	T	TFL	SK	QH	FF	FR	INT	PD	2016.....U	A	T	TFL	SK	QH	FF	FR	INT	PD
at STL - 9/7*.....5	1	6	1	1.0	4	0	0	0	0	at TN - 9/11*.....2	6	8	1	1.0	2	1	0	0	0
vs. NE - 9/14*.....1	3	4	0	0.0	1	0	0	0	0	vs. GB - 9/18*.....5	3	8	3	1.0	5	0	0	0	0
at NO - 9/21*.....3	0	3	1	0.0	2	0	0	0	0	at CAR - 9/25*.....2	5	7	1	1.0	3	0	0	0	0
vs. ATL - 9/28*.....5	1	6	0	0.0	2	0	0	0	0	vs. NYG - 10/3*.....2	1	3	0	0.0	1	0	0	0	0
at GB - 10/2*.....3	2	5	0	0.0	0	0	0	0	0	vs. HOU - 10/9*.....4	2	6	0	0.0	4	0	0	0	0
vs. DET - 10/12*.....2	6	8	1	0.5	6	0	0	0	0	at PHI - 10/23*.....1	5	6	0	0.0	0	0	0	0	0
at BUF - 10/19*.....1	1	2	1	1.0	1	0	0	0	0	at CHI - 10/31*.....5	1	6	1	0.0	2	0	0	0	0
at TB - 10/26*.....3	2	5	0	0.0	1	0	0	0	0	vs. DET - 11/6*.....2	3	5	0	0.0	1	0	0	0	0
vs. WAS - 11/2*.....1	1	2	0	0.0	2	0	0	0	0	at WAS - 11/13*.....3	3	6	0	0.0	5	1	0	0	0
at CHI - 11/16*.....3	1	4	0	0.0	0	0	0	0	0	vs. ARI - 11/20*.....4	3	7	0	0.0	0	0	0	0	0
vs. GB - 11/23*.....3	4	7	1	0.0	0	0	0	0	0	at DET - 11/24*.....1	1	2	0	0.0	2	0	0	0	0
vs. CAR - 11/30*.....3	3	4	1	0.0	1	0	0	0	1	vs. DAL - 12/1*.....3	2	5	0	0.0	3	0	0	0	0
vs. NYJ - 12/7*.....2	0	2	0	0.0	0	0	0	0	0	at JAX - 12/11*.....2	3	5	0	0.0	1	0	0	0	0
at DET - 12/14*.....4	2	6	0	0.0	2	0	0	0	0	vs. IND - 12/18*.....8	7	15	0	0.0	2	0	0	0	0
at MIA - 12/21*.....4	2	6	0	0.0	4	0	0	0	0	at GB - 12/24*.....2	2	4	0	0.0	3	0	0	0	0
vs. CHI - 12/28*.....1	2	3	1	0.5	1	0	0	0	0	vs. CHI - 1/11/17*.....2	5	7	1	1.0	2	1	0	0	0
2014..GP/GS: 16/16...49	29	73	7	3.0	27	0	0	0	1	2016..GP/GS: 16/16...48	52	100	7	4.0	36	3	0	0	0

2015.....U	A	T	TFL	SK	QH	FF	FR	INT	PD	2017.....U	A	T	TFL	SK	QH	FF	FR	INT	PD
at SF - 9/14*.....1	4	5	0	0.0	1	0	0	0	0	vs. NO - 9/11*.....4	2	6	0	0.0	3	0	0	0	0
vs. DET - 9/20*.....4	1	5	1	0.0	4	0	0	0	0	at PIT - 9/17*.....6	2	8	0	0.0	5	0	0	0	0
vs. SD - 9/27*.....2	2	4	0	0.0	2	0	0	0	0	vs. TB - 9/24*.....2	1	3	0	0.0	2	0	0	0	0
at DEN - 10/4*.....2	2	4	2	0.0	2	0	0	1	0	vs. DET - 10/1*.....7	4	11	1	1.0	1	0	0	0	0
vs. KC - 10/18*.....3	1	4	1	0.0	1	0	0	0	0	at CHI - 10/9*.....6	1	7	0	0.0	0	0	1	0	0
at DET - 10/25*.....5	1	6	0	0.0	2	0	0	0	0	vs. GB - 10/15*.....1	4	5	2	0.5	4	0	0	0	0
at CHI - 11/1*.....3	4	7	1	0.0	3	0	0	0	0	vs. BAL - 10/22*.....3	3	6	1	0.0	3	0	0	0	0
vs. STL - 11/8*.....5	3	8	3	0.5	4	0	0	0	0	at CLE - 10/29*.....2	1	3	1	1.0	3	0	0	0	0
at OAK - 11/15*.....5	4	9	0	0.0	4	1	0	0	0	at WAS - 11/12*.....3	3	6	0	0.0	3	0	0	0	0
vs. GB - 11/22*.....7	2	9	0	0.0	3	0	0	0	0	vs. LAR - 11/19*.....2	2	4	0	0.0	0	0	0	0	0
at ATL - 11/29*.....3	2	5	0	0.0	0	0	0	0	0	at DET - 11/23*.....4	1	5	0	0.0	0	0	0	0	0
vs. SEA - 12/6.....INACTIVE										at ATL - 12/3*.....1	2	3	0	0.0	2	0	0	0	0
at AZ - 12/10.....INACTIVE										at CAR - 12/10.....									
vs. CHI - 12/20.....INACTIVE										vs. CIN - 12/17.....									
vs. NYG - 12/27*.....3	2	5	0	0.0	0	0	0	0	1	at GB - 12/23.....									
at GB - 1/3/16.....INACTIVE										vs. CHI - 12/31.....									
2015..GP/GS: 12/12...43	28	71	8	0.5	26	1	0	0	2	2017..GP/GS: 12/12...41	26	67	5	2.5	26	0	1	0	0

PLAYOFFS

vs. SEA - 1/10/16*... 4 2 6 0 0.0 1 0 0 0 0 0



#27 JAYRON KEARSE

POSITION: SAFETY
HEIGHT/WEIGHT: 6-4/215
DOB: 2-11-94
HOMETOWN: FORT MYERS, FL

COLLEGE: CLEMSON
ACQUIRED: D7b (#244) '16
NFL SEASON: 2
VIKINGS SEASON: 2

2017 GP/GS 11/0 **Career GP/GS** 27/1 **Playoffs GP/GS** 0/0

- Nephew of former NFL standout DE Jevon Kearse.
- Played on youth football teams in South Florida with future Clemson and Vikings teammate Mackensie Alexander.

OFF THE FIELD Related to former NFL players DE Jevon Kearse (uncle) and CB Phillip Buchanon (cousin), both 1st-round selections...Majored in communication studies at Clemson... Has a daughter, Ja'riah.

PRO Tallied 1 tackle in his 1st career start at Chicago (10/31/16)... Registered a career-high 6 tackles (1 solo) at Philadelphia (10/23/16)...Notched a special teams tackle in his NFL debut at Tennessee (9/11)...Selected in the 7th round (#244) of the 2016 NFL Draft after declaring after his junior year...Clemson's 9 players drafted in 2016 trailed only Ohio State's 12.

2017 Recorded a special teams tackle at Atlanta (12/3)... Played on special teams at Detroit (11/23)...Posted a special teams tackle vs. Los Angeles (11/19)...Contributed a career-high 2 special teams tackles at Washington (11/12)...Tallied a special teams tackle vs. Cleveland (10/29) at Twickenham stadium in London, England as a part of the NFL's International series...Posted a special teams tackle vs. Baltimore (10/22)... Contributed an assisted special teams tackle vs. Green Bay (10/15)...Inactive for the 1st time in his career at Chicago (10/9) due to a groin injury...Contributed on defense and special teams vs. Detroit (10/1)...Contributed on special teams at Pittsburgh (9/17) and vs. Tampa Bay (9/24)...Played 17 snaps on special teams and had 1 special teams tackle vs. New Orleans (9/11).

2016 Saw action in all 16 games (1 start), totaling 7 tackles (1 solo) on defense and 6 stops (3 solo) and 1 FR on special teams...Tallied 1 special teams tackle and recovered a muffed punt, seeing limited action on defense, vs. Chicago (1/1/17)... Notched 1 special teams stop at Green Bay (12/24)...Tallied 1 special teams stop vs. Dallas (12/1)...Recorded 1 special teams tackle vs. Detroit (11/6)...Posted 1 tackle in his 1st career start at Chicago (10/31)...Subbed for an injured Andrew Sendejo and recorded his 1st career defensive statistics, 6 tackles (1 solo), at Philadelphia (10/23)...Posted 1 special teams tackle vs. Houston (10/9)...Tallied 1 special teams tackle in his NFL debut at Tennessee (9/11).

COLLEGE A 2-year starter at SS, appearing in 40 games with 29 starts at Clemson...Earned 1st-team All-American honors from the AP in 2015, totaling 87 tackles, 6.5 TFLs, 1 INT and 8 PBU's...Shared Player of the Game honors after

KEARSE'S NFL TOTALS

Year.....	GP/GS	Tackles			Sacks	INTs	PBU	TFL	QBH	FF/FR	Special Teams
		Solo	Asst.	Total							
2016 (Min).....	16/1	1	6	7	0.0	0	0	0	0	0/0	6
2017 (Min).....	11/0	0	0	0	0.0	0	0	0	0	0/0	12
Totals	27/1	1	6	7	0.0	0	0	0	0	0/0	18

SINGLE-GAME CAREER HIGHS

Tackles..... 6..... at Philadelphia, 10/23/16
 Solo Tackles..... 1..... at Philadelphia, 10/23/16
 Special Teams Tackles..... 2..... at Washington, 11/12/17

KEARSE'S CAREER GAME-BY-GAME (*starts)

2016.....	U	A	T	TFL	SK	QH	FF	FR	INT	PD	2017.....	U	A	T	TFL	SK	QH	FF	FR	INT	PD
at TN - 9/11.....	0	0	0	0.0	0	0	0	0	0	0	vs. NO - 9/11.....	0	0	0	0.0	0	0	0	0	0	0
vs. GB - 9/18.....	0	0	0	0.0	0	0	0	0	0	0	at PIT - 9/17.....	0	0	0	0.0	0	0	0	0	0	0
at CAR - 9/25.....	0	0	0	0.0	0	0	0	0	0	0	vs. TB - 9/24.....	0	0	0	0.0	0	0	0	0	0	0
vs. NYG - 10/3.....	0	0	0	0.0	0	0	0	0	0	0	vs. DET - 10/1.....	0	0	0	0.0	0	0	0	0	0	0
vs. HOU - 10/9.....	0	0	0	0.0	0	0	0	0	0	0	at CHI - 10/9.....	INACTIVE									
at PHI - 10/23.....	1	5	6	0	0.0	0	0	0	0	0	vs. GB - 10/15.....	0	0	0	0.0	0	0	0	0	0	0
at CHI - 10/31*.....	1	1	1	0	0.0	0	0	0	0	0	vs. BAL - 10/22.....	0	0	0	0.0	0	0	0	0	0	0
vs. DET - 11/6.....	0	0	0	0.0	0	0	0	0	0	0	at CLE - 10/29.....	0	0	0	0.0	0	0	0	0	0	0
at WAS - 11/13.....	0	0	0	0.0	0	0	0	0	0	0	at WAS - 11/12.....	0	0	0	0.0	0	0	0	0	0	0
vs. ARI - 11/20.....	0	0	0	0.0	0	0	0	0	0	0	vs. LAR - 11/19.....	0	0	0	0.0	0	0	0	0	0	0
at DET - 11/24.....	0	0	0	0.0	0	0	0	0	0	0	at DET - 11/23.....	0	0	0	0.0	0	0	0	0	0	0
vs. DAL - 12/1.....	0	0	0	0.0	0	0	0	0	0	0	at ATL - 12/3.....	0	0	0	0.0	0	0	0	0	0	0
at JAX - 12/11.....	0	0	0	0.0	0	0	0	0	0	0	at CAR - 12/10.....										
vs. IND - 12/18.....	0	0	0	0.0	0	0	0	0	0	0	vs. CIN - 12/17.....										
at GB - 12/24.....	0	0	0	0.0	0	0	0	0	0	0	at GB - 12/23.....										
vs. CHI - 1/1/17.....	0	0	0	0.0	0	0	0	0	0	0	vs. CHI - 12/31.....										
2016 TOTALS.....	1	6	7	0.0	0	0	0	0	0	0	2017...GP/GS: 11/0.....	0	0	0	0	0	0	0	0	0	0
2016...GP/GS: 16/1...1	6	7	0	0.0	0	0	0	0	0	0											

setting a career-best with 3 TFLs vs. Georgia Tech (10/10/15)... Had 10 tackles in the Capital One Orange Bowl vs. Oklahoma (12/31/15)...Recorded 3 tackles in the National Championship Game against Alabama (1/11/16)...Had 67 tackles, 5 TFLs, 3.0 sacks, 2 INTs and 7 PBU's in 2014...Collected 4 tackles and 1 INT at #1 Florida State (9/20/14)...Had 4 tackles and 1 FR in the Russell Athletic Bowl vs. Oklahoma (12/29/14)...Totalled 55 tackles, 0.5 TFLs and a career-high 4 INTs in 2013...Had 9 tackles and a key INT vs. Ohio State (1/13/14) in the Orange Bowl.

PREP Was rated the #16 athlete in the nation by Rivals.com...Named the area Defensive Player of the Year at South Fort Myers HS...Helped his team to an 11-2 record as a senior... Scored 10 total TDs on offense as a senior...Had 1,600 rushing yards and 17 TDs as a junior...Attended the same HS as Bills WR Sammy Watkins, who also played at Clemson...Played in the Offense-Defense Bowl in Houston.



#7

CASE KEENUM

POSITION: QUARTERBACK
HEIGHT/WEIGHT: 6-1/215
DOB: 2-17-88
HOMETOWN: ABILENE, TX

COLLEGE: HOUSTON
ACQUIRED: UFA '16
NFL SEASON: 5
VIKINGS SEASON: 1

2017 GP/GS	Career GP/GS	Playoffs GP/GS
11/10	37/34 (10/10-HOU, 6/5-STL, 10/9-LAR, 11/10-MIN)	0/0

• Has totaled 7,927 yards and 40 TDs on 697-of-1,137 passing (61.3%) in 37 games (34 starts) throughout his NFL career.

• Traded from Houston to St. Louis for a 2015 7th-round draft pick on 3/11/15 and originally signed with Houston as a rookie free agent on 5/14/12.

• Finished his college career as the NCAA's all-time leader in total passing yards (19,217) and passing TDs (155).

• Twice received the **Sammy Baugh Trophy** (2009 and 2011) which is awarded annually to the nation's top college passer.

OFF THE FIELD Married fellow Abilene, TX, native Kimberly Caddell in June 2011...Has 2 sisters, Lauren and Allison...Father, Steve, was a football coach on the high school and college level for 24 years prior to assuming his current role as the Area

Director of the Big Country Fellowship of Christian Athletes... Received his bachelor's degree in kinesiology with a minor in business administration in December of 2010.

PRO Has appeared in 36 games (33 starts), totaling 7,700 yards and 38 TDs on 672-of-1,107 passing (60.7%)...Has posted a 9-6 record in his last 15 starts...Established single-season career highs in attempts (322), completions (196), completion percentage (60.9), passing yards (2,201) and passing TDs (9 - tied) in 10 games (9 starts) during the 2016 campaign.

2017 Guided the Vikings to an 8th consecutive victory, the most in a single-season since 1998, at Atlanta (12/3), passing for 227 yards on 25-of-30 (83.3%) passing with 2 TDs and 0 INT for a passer rating of 120.4, his 4th straight game with a rating of 100+, the 4th Vikings QB to have such a streak... Finished the day 21-of-30 for 282 yards and 2 TDs for a passer rating of 121.8 while also rushing 7 times for 20 yards and a TD at Detroit (11/23) on Thanksgiving Day...Completed 27-of-38 passes for 280 yards and a TD for a 100.8 passer rating vs. his former team Los Angeles (11/19) with 20 yards on 3 carries... Turned in a career-day at Washington (11/12) finishing the day with a career-high 4 TDs on 21-of-29 (72.4%) passing for 304 yards and 2 INTs while not being sacked for the 5th time this season...Finished the day 27-of-43 for 288 yards, 2 TDs and 1 INT vs. Cleveland (10/29) at Twickenham stadium in London, England as a part of the NFL's International series...Completed 20-of-31 passes for 188 yards with 1 INT vs. Baltimore (10/22)... Completed 24-of-38 passes for 239 yards, 1 TD and 1 INT vs. Green Bay (10/15), added 15 yards on 2 rushes...Entered the game late in the 2nd quarter for Sam Bradford at Chicago (10/9), finished 17-of-21 for 140 yards 1 TD and 0 INTs... Completed 16-of-30 passes for 219 yards with 0 TDs and 0 INTs vs. Detroit (10/1)...Had a career-day vs. Tampa Bay (9/24) setting new career-highs with a passer rating of 142.1 and 369 passing yards while tying his career-high with 3 passing TDs as he finished 25-for-33 en route to a 34-17 victory...Made his Vikings debut and started for injured QB Sam Bradford at Pittsburgh (9/17) and finished the day 20-of-37 for 167 yards with 0 TDs and 0 INTs...Active but did not play Week 1 vs. New Orleans (9/11).

2016 Served as a team captain, as voted by his teammates... Saw action in 10 games (9 starts), setting single-season career highs in every passing category: attempts (322), completions (196), completion percentage (60.9), passing yards (2,201) and passing TDs (9 - tied)...Completed a career-high 32 passes on 53 attempts (60.4%) for 291 yards and 1 TD vs. the New York Giants (10/23)...Connected on 27-of-32 passes (84.4%) for 321 yards and 3 TDs for a 126.7 passer rating at Detroit (10/16), competing a franchise-record 20-consecutive passes against the Lions...Tied former Rams QB Kurt Warner (27 of 32 vs. Minnesota on 12/10/00) for the 4th-best single-game completion rate...Threw for 266 yards and 2 TDs to WR Brian Quick on 18-of-30 passing at Arizona (10/2)...Completed 14-of-19 passes for 190 yards and 2 TDs at Tampa Bay (9/25), completing passes of more than 40 yards on each scoring strike.

2015 Appeared in 6 games (5 starts), posting 828 yards, 4 TDs, 1 INT and an 87.7 passer rating on 76-of-125 passing (60.8%)...Totaled 231 yards on 22-of-37 passing (59.5%) vs. San Francisco (1/3/16), adding a 2-yard rush against the 49ers...Threw for 103 yards and 1 TD on 14-of-23 passing (60.9%) at Seattle (12/27), adding 4 rushing yards against the Seahawks...Registered a 158.0 passer rating on 14-of-17 passing for 234 yards and 2 TDs vs. Tampa Bay (12/17).

2014 Started 2 games for the Texans after being activated from St. Louis' practice squad on 12/15... Inactive for 6 games and dressed but did not play at Tampa Bay (9/14) for the Rams before joining the club's practice squad...Completed 25-of-35 passes (71.4%) for 250 yards and 2 TDs vs. Jacksonville (12/28)...Threw for 185 yards on 20-of-42 passing vs. Baltimore (12/21).

2013 Started all 8 games in which he played, totaling 1,760 yards, 9 TDs and 6 INTs on 137-of-253 passing for a 78.2 passer rating...Threw for 822 yards, 7 TDs, 0 INTs and a 105.1 passer rating on 57-of-102 passing (55.9%) in his 1st 3 NFL starts... Threw 105-consecutive passes without an INT, the 3rd-longest streak in Texans franchise history...Inactive for the 1st 6 games of the season...Completed 22-of-43 passes for 201 yards and 3 TDs at Arizona (11/10), setting a Texans single-game franchise record for most passing attempts without an INT... Connected on 20-of-34 passes for 350 yards, 3 TDs, 0 INTs and a 123.4 passer rating vs. Indianapolis (11/3)...Completed 15-of-25 passes for 271 yards (the most by a Texans QB in his 1st NFL start) and 1 TD, adding 10 rushing yards on 3 carries, in his NFL debut vs. Kansas City (10/20).

2012 Spent his rookie campaign on the Texans practice squad...Originally signed with the club as a rookie free agent on 5/14.

COLLEGE Concluded his college career as the NCAA's all-time leading passer with 19,217 yards and 155 TDs...Completed in 57 games and completed 69.4% of his passes during his 5-year career at Houston...Earned the 2009 and 2011 Sammy Baugh Trophy, awarded annually to the nation's top college passer...1 of just 2 players in NCAA history to register multiple 5,000-yard passing seasons

PREP Prepped at Wylie HS in Abilene, TX, where he passed for 6,783 yards and 48 TDs, earning 2nd-Team All-State accolades in 2006...Led the Bulldogs to 31 wins in 42 career starts.



Keenum earned the 'Gobbler Trophy' for his performance on Thanksgiving Day at Detroit (11/23/17), as he threw for 282 yards and scored 3 total TDs.

SINGLE-GAME CAREER HIGHS

Attempts 53 vs. New York Giants, 10/23/16
Completions 32 vs. New York Giants, 10/23/16
Passing Yards 369 vs. Tampa Bay, 9/24/17
Passing TDs 4 at Washington, 11/12/17
Interceptions 4 vs. New York Giants, 10/23/16
Passer Rating (min. 20) 142.1 vs. Tampa Bay, 9/24/17
Completion Percentage 84.4 at Detroit, 10/16/16
Long Pass 66 vs. New England, 12/1/13
Rushes 7 at Detroit, 11/23/17
Rush Yards 26 vs. Indianapolis, 11/3/13
Rushing TD 1 3x, last at Detroit, 11/23/17
Long Rush 22 2x, last at Chicago, 10/9/17

KEENUM'S NFL TOTALS

Year.....GP/GS	Att	Comp	Pct	Yds	TD	INT	Lg	Sk/Yds	Rtg	Rush	Yds	TD
2013 (Hou).....8/8	253	137	54.2	1,760	9	6	66	19/201	78.2	14	72	1
2014 (Hou).....2/2	77	45	58.4	435	2	2	35	3/15	72.2	10	35	0
2015 (StL).....6/5	125	76	60.8	828	4	1	60t	4/28	87.7	12	5	0
2016 (LAR).....10/9	322	196	60.9	2,201	9	11	65t	23/140	76.4	20	51	1
2017 (Min).....11/10	360	243	67.5	2,705	16	5	65t	9/74	98.6	27	102	1
Totals.....37/34	1,137	697	61.3	7,927	40	25	66	58/458	84.8	83	265	3

Record as Starter: Record as Starter: 7-17; 0-8 in 2013, 2-0 in 2014, 3-2 in 2015, 4-5 in 2016, 8-2 in 2017; 2-8 with the Texans, 7-7 with the Rams, 8-2 with the Vikings.

KEENUM'S CAREER GAME-BY-GAME (*starts; scores for games started only; games with 100+ passer rating in bold)

2013 HOUSTON.....Att.	Comp.	Yards	Pct.	TD	INT	Lg	Sk/Yds	Rating	Rush	Yds	TD	Score
10/20.....@ Kansas City*.....25	15	271	60.0	1	0	42	5/50	110.6	3	10	0	L 16-17
11/3.....vs. Indianapolis*..34	20	350	58.8	3	0	62t	1/10	123.4	3	26	0	L 24-27
11/10.....@ Arizona*.....43	22	201	51.2	3	0	22	3/42	87.5	2	13	0	L 24-27
11/17.....vs. Oakland*.....24	13	170	54.2	1	1	42t	2/41	73.3	0	0	0	L 23-28
11/24.....vs. Jacksonville*..34	18	169	52.9	0	1	37	2/28	54.7	1	2	0	L 6-13
12/1.....vs. New England*.30	15	272	50.0	0	1	66	1/8	67.6	3	6	1	L 31-34
12/5.....@ Jacksonville*....29	16	159	55.2	1	1	27	1/6	68.0	1	13	0	L 20-27
12/15.....@ Indianapolis*....34	18	168	52.9	0	2	39	4/36	42.3	1	2	0	L 3-25
2013.....GP/GS: 8/8.....253	137	1,760	54.2	9	6	66	19/201	78.2	14	72	1	
2014 HOUSTON.....Att.	Comp.	Yards	Pct.	TD	INT	Lg	Sk/Yds	Rating	Rush	Yds	TD	Score
9/12/21...vs. Baltimore*.....42	20	185	47.6	0	1	35	0/0	50.2	4	19	0	W 25-13
12/28.....vs. Jacksonville*....35	25	250	71.4	2	1	34	3/15	98.5	6	16	0	W 23-17
2014.....GP/GS: 2/2.....77	45	435	58.4	2	2	35	3/15	72.2	10	35	0	
2015 ST. LOUIS RAMS.....Att.	Comp.	Yards	Pct.	TD	INT	Lg	Sk/Yds	Rating	Rush	Yds	TD	Score
9/11/15....vs. Chicago.....0	0	0	-	0	0	-	0/0	-	0	0	0	0
11/22.....@ Baltimore*.....26	12	136	46.2	1	0	30t	1/5	75.2	2	0	0	L 13-16
12/13.....vs. Detroit*.....22	14	124	63.6	0	1	25	1/10	59.7	2	2	0	W 21-14
12/17....vs. Tampa Bay*....17	14	234	82.4	2	0	60t	2/13	158.0	3	-3	0	W 31-23
12/27.....@ Seattle*.....23	14	103	60.9	1	0	28t	0/0	86.0	4	4	0	W 23-17
1/3/16.....@ San Francisco*..37	22	231	59.5	0	0	54	0/0	77.6	1	2	0	L 16-19
2015.....GP/GS: 6/5.....125	76	828	60.8	4	1	60t	4/28	87.7	12	5	0	
2016 LOS ANGELES RAMS.....Att.	Comp.	Yards	Pct.	TD	INT	Lg	Sk/Yds	Rating	Rush	Yds	TD	Score
9/12.....@ San Francisco*..35	17	130	48.6	0	2	22	2/10	34.2	3	10	0	L 0-28
9/18.....vs. Seattle*.....30	18	239	60.0	0	0	44	3/20	85.3	3	5	0	W 9-3
9/25.....@ Tampa Bay*.....26	14	190	53.8	2	1	44t	1/7	87.0	2	1	0	W 37-32
10/2.....@ Arizona*.....30	18	266	60.0	2	0	65t	2/19	111.3	3	14	0	W 17-13
10/9.....vs. Buffalo*.....31	21	271	67.7	0	2	31	4/28	68.1	0	0	0	L 19-30
10/16....@ Detroit*.....32	27	321	84.4	3	1	47	1/10	126.7	0	7	1	L 28-31
10/23.....vs. NY Giants*.....53	32	291	60.4	1	4	48	3/20	50.1	1	3	0	L 10-17
11/6.....vs. Carolina*.....46	27	296	58.7	1	1	31	4/16	76.0	0	0	0	L 10-13
11/13.....@ NY Jets*.....30	17	165	56.7	0	0	46	3/10	72.2	5	11	0	W 9-6
12/15.....@ Seattle.....9	5	32	55.6	0	0	16	0/0	63.2	0	0	0	0
2016.....GP/GS: 10/9.....322	196	2,201	60.9	9	11	65t	23/140	76.4	20	51	1	
2017 MINNESOTA VIKINGS.....Att.	Comp.	Yards	Pct.	TD	INT	Lg	Sk/Yds	Rating	Rush	Yds	TD	Score
9/17.....@ Pittsburgh*.....37	20	167	54.1	0	0	27	2/21	65.9	0	0	0	L 9-26
9/24.....vs. Tampa Bay*....33	25	369	75.3	3	0	59t	0/0	142.1	6	18	0	W, 34-17
10/1.....vs. Detroit*.....30	16	219	53.3	0	0	33	2/22	76.0	0	0	0	L, 7-14
10/9.....at Chicago.....21	17	140	80.9	1	0	19	0/0	110.3	1	22	0	
10/15.....vs. Green Bay*.....38	24	239	63.1	1	1	27	0/0	78.7	2	15	0	W, 23-10
10/22.....vs. Baltimore*....31	20	188	64.5	0	1	30	0/0	67.7	1	9	0	W, 24-16
10/29.....vs. Cleveland*....43	27	288	62.8	2	1	25	1/1	88.1	0	0	0	W, 33-16
11/12.....at Washington*..29	21	304	72.4	4	2	51	0/0	117.0	3	-1	0	W, 38-30
11/19.....vs. LA Rams*.....38	27	280	71.0	1	0	65t	0/0	100.8	3	20	0	W, 24-7
11/23.....at Detroit*.....30	21	282	70.0	2	0	37	2/10	121.8	7	20	1	W, 30-23
12/3.....at Atlanta*.....30	25	227	83.3	2	0	22	2/20	120.4	4	-1	0	W, 14-9
2017.....GP/GS: 11/10.....360	243	2,703	67.5	16	5	65t	9/74	98.6	27	102	1	

KEENUM'S TOUCHDOWNS

GAME

Game	Passes	Rushing	Total
at Kansas City, 10/20/13	29 pass to D. Hopkins		29
vs. Indianapolis, 11/3/13	62 pass to A. Johnson, 41 pass to A. Johnson, 5 pass to A. Johnson		108
at Arizona, 11/10/13	7 pass to A. Johnson, 2 pass to R. Griffin, 5 pass to A. Johnson		14
vs. Oakland, 11/17/13	42 pass to G. Graham		42
vs. New England, 12/1/13	5 run		5
at Jacksonville, 12/5/13	8 pass to K. Martin, 10 pass to A. Foster, 8 pass to A. Johnson		26
at Baltimore, 11/22/15	30 pass to L. Kendrick		30
vs. Tampa Bay, 12/17/15	17 pass to T. Austin, 60 pass to K. Britt		77
at Seattle, 12/27/15	28 pass to K. Britt		28
at Tampa Bay, 9/25/16	44 pass to B. Quick, 43 pass to T. Austin		87
at Arizona, 10/2/16	65 pass to B. Quick, 4 pass to B. Quick		69
at Detroit, 10/16/16	20 pass to K. Britt, 1 run, 15 pass to L. Kendrick, 9 pass to K. Britt		34
vs. NY Giants, 10/23/16	10 pass to T. Austin		10
vs. Carolina, 11/6/16	10 pass to K. Britt		10
vs. Tampa Bay, 9/24/17	2 pass to J. Wright, 17 pass to S. Diggs, 59 pass to S. Diggs		78
at Chicago, 10/9/17	13 pass to K. Rudolph		13
vs. Green Bay, 10/15/17	27 pass to McKinnon		27
at Cleveland (UK), 10/29/17	18 pass to Thielen, 4 pass to Rudolph		22
at Washington, 11/12/17	3 pass to Diggs, 7 pass to Thielen, 1 pass to Morgan, 7 pass to Wright		18
vs. Los Angeles, 11/19/17	65 pass to Thielen		65
at Detroit, 11/23/17	1 pass to Rudolph, 9 rush, 22 pass to Rudolph		32
at Atlanta, 12/3/17	2 pass to McKinnon, 6 pass to Rudolph		8
Total	43 (40 passing, 3 rushing)		43

KEENUM'S CAREER 4TH-QUARTER/OVERTIME COMEBACK VINS

Date	Opponent	Final Score	Pre Drive Score	Drive QTR	Drive Start	Drive End	Scoring Play	Start LOS	Last LOS	Drive Plays	Net Yds	Time Poss.
12/28/14	Jacksonville	23-17	14-17	4	4:45 (3)	13:34	Johnson 8 catch	HT20	JAX8	12	80	6:11
		23-17	21-17	4	6:32	5:51	Watt 10 safety	JAX7	JAX10	3	-7	0:55
10/2/16	Arizona	17-13	10-13	4	5:09	2:36	Quick 4 catch	ARI19	ARI4	5	15	2:36
11/13/16	NY Jets	9-6	6-6	4	10:52	6:52	Zuerlein 34 FG	LR48	NY16	10	36	4:00
10/9/17	Chicago	20-17	17-17	4	2:20	0:12	Forbath 26 FG	CHI28	CHI8	6	20	2:08
12/3/17	Atlanta	14-9	7-9	4	8:11 (3)	14:56	Rudolph 6 catch	MIN11	ATL6	15	89	8:15



#54 ERIC KENDRICKS

POSITION: LINEBACKER
HEIGHT/WEIGHT: 6-0/232
DOB: 2-29-92
HOMETOWN: FRESNO, CA

COLLEGE: UCLA
ACQUIRED: D2 (#45) '15
NFL SEASON: 3
VIKINGS SEASON: 3

2017 GP/GS
12/12

Career GP/GS
41/37

Playoff GP/GS
1/1

• Has led Vikings in tackles in back-to-back seasons to start his career – 126 in 2016 and 105 in 2015, and is on pace to lead the team for a 3rd straight season

• The 2nd Vikings rookie to lead team in tackles in team history and the 1st since 1961 expansion season when Rip Hawkins led the club.

• Has recorded at least 100 tackles in 3 straight seasons to start his career.

OFF THE FIELD Earned his degree in political science... Father, Horace, was a RB at UCLA and went on to play in the Canadian Football League... Brother, Mychal, attended California and was drafted by the Philadelphia Eagles in the 2nd round (#46 overall) in the 2012 NFL Draft, 1 pick lower than younger brother Eric would go 3 years later... Named to the Athletic Director's Honor Roll each year from 2011-14... "Leap Year" baby born on 2/29/92 in Clovis, CA... 1 of 8 siblings.

HONORS Named **NFC Defensive Player of the Week** for game at Tennessee (9/11/16)... Named to **PFWA All-Rookie Team** for 2015... Earned **NFC Defensive Rookie of the Month** for October 2015.

PRO Became the 2nd player and 1st LB in team history to record at least 10 TFLs and 10 PD in the same season, after recording 126 tackles (86 solo), 10 TFL, 2.5 sacks, 4 QBHs, 1 FF, 1 FR, 1 INT and 11 PD in 2016... Scored his 1st-career TD, returning an INT 77 yards, at Tennessee (9/11/16)... Paired with DE

Danielle Hunter (24-yard FR-TD) to mark the 6th time in team history TDs were scored by INT and fumble return in a game... Took over regular starting role for Vikings at MLB as a rookie in 2015... Became the 2nd Vikings rookie to lead team in tackles when he posted 105 in 2015 (Rip Hawkins, 1961)... Selected in the 2nd Round with the #45 overall pick in 2015 NFL Draft... College roommate and teammate of 2014 1st-round selection, Anthony Barr.

2017 Led the team with 11 solo tackles, his 6th game this season with double-digit tackles, and a PD at Atlanta (12/3)... Recorded a career-high 4 QBH at Detroit (11/23) on Thanksgiving Day while also tallying 3 tackles (1 solo)... Posted 4 tackles (1 solo) and 2 QBH vs. Los Angeles (11/19)... Contributed 10 total tackles (7 solo) and a TFL at Washington (11/12)... Led the team in tackles for the 3rd consecutive week, totaling 13 tackles (8 solo) with a TFL, 2 QBH and 2 passes defended vs. Cleveland (10/29) at Twickenham stadium in London, England as a part of the NFL's International Series... Led the team with 13 tackles, tying a career-high (11 solo) and 4 TFL, also tying a career-high vs. Baltimore (10/22)... Posted a team-high 11 tackles (9 solo) and a pass defended vs. Green Bay (10/15)... Totaled 8 tackles (5 solo) and a pass defended at Chicago (10/9)... Compiled 9 tackles (5 solo), his 1st sack of the season along with 2 TFL and 2 QBH vs. Detroit (10/1)... Posted 4 total tackles (2 solo) vs. Tampa Bay (9/24)... Led the team with 13 total tackles (6 solo) at Pittsburgh (9/17)... Had 9 tackles (5 solo) and 1 pass defended vs. New Orleans (9/11).

2016 Totaled a career-high 126 tackles (86 solo) – including 49 in the final 4 games of the season – 10 TFL, 2.5 sacks, 4

QBHs, 1 FF, 1 FR, 1 INT and 11 PD...Became the 2nd Viking and 1st LB in team history to record at least 10 TFLs and 10 PD in the same season...Matched a career high with 13 tackles (8 solo), adding 1 TFL and 1 QBH, vs. Chicago (1/1/17)...Registered career highs in tackles (13, tied), sacks (2.5) and TFL (4), adding 3 QBHs, at Green Bay (12/24)...Tied for 2nd among LBs in franchise history with his 2.5 sacks against the Packers...Led Minnesota's LBs with 12 tackles, reaching the 100-tackle mark for the 2nd time in his career, vs. Indianapolis (12/18)...Totaled a team-high 11 tackles, 1 TFL and 1 PD at Jacksonville (12/11)...Tallied 8 tackles and recovered a WR Lucky Whitehead fumble forced by DE Everson Griffen vs. Dallas (12/1)...Recorded 5 tackles, including 1 TFL, and 1 PD vs. Arizona (11/20)...Tabbed 1 tackle and 1 PD before leaving the game with a hip injury in the 1st quarter at Washington (11/13)...Inactive (concussion) vs. Detroit (11/6)...Notched a game-high 9 tackles at Chicago (10/31)...Led the team with 12 tackles at Philadelphia (10/23)...Competed against his brother, Eagles LB Mychal Kendricks, for just the 2nd time and 1st since college when Eric's UCLA Bruins played Mychal's Cal Bears...Led Vikings LBs with 8 tackles, adding 1 PD, at NY Giants (10/3)...Posted 5 stops, including 1 TFL, 1 FF (recovered by S Andrew Sendejo) and 1 PD vs. Green Bay (9/18)...Scored his 1st-career TD, returning an INT 77 yards, to give the Vikings its 1st lead of the day in the season opener at Tennessee (9/11)...Paired with DE Danielle Hunter (24-yard FR-TD) to mark the 6th time in team history TDs were scored by INT and fumble returns in a single game...Also posted 7 tackles, including 1 TFL, against the Titans en route to winning **NFC Defensive Player of the Week**.

2015 Stepped into starting role early in rookie campaign and went on to lead team in tackles with 105, the 2nd time in team history a rookie led the team in stops...Honored in postseason with spot on the PFWA/PFW **All-Rookie Team**...Selected as **NFC Defensive Rookie of the Month** for October 2015 when he had 25 tackles and 4 sacks in a 3-game span...Tied for 2nd in Vikings history with 4.0 sacks by a rookie LB and ranks tied for 4th in club history for starts by a rookie LB...Helped Vikings

ROOKIE TOPS IN TACKLES

Vikings LB **Eric Kendricks** became only the 2nd rookie in team history to lead the club in tackles, a feat not accomplished since the inaugural 1961 season when LB Rip Hawkins notched 126. Kendricks also ranked 2nd in Vikings history for sacks in a season by a rookie LB with 4.0 and tied for 4th for most starts in a season by a rookie LB with 11.

TACKLES IN A SEASON BY VIKINGS ROOKIES

PLAYER, SEASON, TEAM RANK	TACKLES
Harrison Smith, S, 2012, #2	129
Rip Hawkins, LB, 1961, #1	126
Chris Doleman, DE, 1985, #3	109
Eric Kendricks, LB, 2015, #1	105

LINE-SACKER

Vikings LB **Eric Kendricks** registered a single-game career-high 2.5 sacks at Green Bay (12/24/16), matching the 2nd-best total by a LB in team history (Broderick Thomas - 12/3/95). As a team, the Vikings ranked 5th in the NFL with 41 sacks in 2016.

SACKS IN A GAME BY A VIKINGS LB

PLAYER, GAME	SACKS
Lonnie Warwick, vs. Green Bay, 12/3/67	3.0
Eric Kendricks, at Green Bay, 12/24/16	2.5
Broderick Thomas, vs. Tampa Bay, 12/3/95	2.5
7 Players	2.0

2016 TEAMS SACKS / NFL

TEAM	SACKS
Arizona Cardinals	48
Carolina Panthers	47
Denver Broncos	42
Seattle Seahawks	42
Minnesota Vikings	41

to an 11-5 mark and NFC North title, winning the Division for the 1st time since 2009 and snapping a 4-year streak by Green Bay, winning the crown at Lambeau Field in the regular season finale...Part of rookie group that tied a team record by starting 6 players in a game when Kendricks joined T.T.J. Clemmings, WR Stefan Diggs, LB Edmond Robinson, CB Trae Wayne and S Anthony Harris in the starting lineup at Arizona (12/10)...Notched season-best 13 tackles vs. Kansas City (10/18)...Had season-high 2.0 sacks at Detroit...Took over starting duties at MLB at Denver (10/4), a narrow 23-20 loss, and notched 1st career sack when he hauled down future Hall of Famer Peyton Manning...Missed 2 games, vs. St. Louis (11/8) and at Oakland (11/15) with injury...Had 3-game streak with a sack - at Denver, vs. Kansas City and at Detroit.

COLLEGE All-time leading tackler in UCLA history with 481 tackles...Started 42 career games for the Bruins...Became UCLA's 1st Butkus Award winner in 2014...Won the Lott IMPACT Trophy, the 2nd straight season a Bruin won that award (Anthony Barr, 2013)...Earned All-American praise as a senior...Led UCLA in tackles each season from 2012-14...INT return for TD vs. Virginia, 3rd TD of his career...Co-Captain in 2014...Presented at team banquet with Best Leadership Award, Heart Award and Most Valuable Player Award...Co-Captain in 2013 earning honorable mention all-conference and all-academic team...Started all 14 games as a sophomore and earned honorable mention All-Pac-12 and academic all-conference as sophomore...Started 3 of his 14 contests as a freshman and ranked 2nd on the team in tackles (76), earning the Bruins Rookie of the Year award...Honorable mention as freshman All-American and Pac-12 all-academic team...Took a redshirt in 2010 and was named the team's Outstanding Scout Team Player.

PREP 3-year letter winner at Herbert Hoover High School in Fresno, CA...Saw action at LB, QB, RB, K and P...Served as team captain during his junior and senior seasons...Notched 117 tackles and 2 INTs as a senior...Scored 14 TDs on offense...Named 1st-Team All-League defense by the Fresno Bee during junior and senior campaigns...Standout in basketball and baseball...Team captain and 1st-Team All-League in 2009 in basketball...First-Team All-League in 2009-10 in baseball...Named 2010 male Tri-Athlete of the Year at Herbert Hoover HS.



Eric Kendricks takes some time away from construction to pose for a picture with fellow playground builders during the Vikings 12th Annual Playground Build in 2017 at Cedar Park Elementary in Apple Valley.

BIG-PLAY BACKER

Vikings LB **Eric Kendricks** scored his 1st career TD on a 77-yard INT return in Week 1 at Tennessee (9/11/16), marking the longest INT return by a LB in an NFL season opener.

LONGEST INT RETURN BY A LB IN SEASON OPENER

PLAYER, TEAM, DATE	INT RETURN
Eric Kendricks, Minnesota, 9/11/2016	77t
Derrick Johnson, Kansas City, 9/13/2009	70t
Terry Wooden, Seattle, 9/4/1994	69t
Gary Guyton, New England, 9/12/2010	59t
Wilber Marshall, Chicago, 9/7/1986	58t
Scott Brantley, Tampa Bay, 9/7/1986	57
John Johnson, San Francisco, 9/6/1992	56t
Chuck Howley, Dallas, 9/19/1971	53

KENDRICKS' NFL TOTALS

Year.....	GP/GS	Tackles			Sacks	INTs	PBU	TFL	QBH	FF/FR
		Solo	Asst.	Total						
2015 (Min).....	14/11	80	25	105	4.0	0	2	11	9	0/0
Playoffs.....	1/1	4	4	8	0.0	0	2	0	0	0/0
2016 (Min).....	15/14	86	40	126	2.5	1	11	10	4	1/1
2017 (Min).....	12/12	60	37	97	1.0	0	6	8	11	0/0
Totals	41/37	225	103	328	7.5	1	19	29	24	1/1
Playoffs.....	1/1	4	4	8	0.0	0	2	0	0	0/0

SINGLE-GAME CAREER HIGHS

Tackles.....13 5x, last vs. Cleveland, 10/29/17
 Solo Tackles.....11..... 2x, last vs. Baltimore, 10/22/17
 Sacks2.5..... at Green Bay, 12/24/16
 Tackles for Loss4.0 2x, last vs. Baltimore, 10/22/17
 QB Hurries4 2x, last at Detroit, 11/23/17
 Passes Defensed2..... 3x, last vs. Cleveland, 10/29/17
 Interception.....1..... at Tennessee, 9/11/16
 Long INT Return.....77t..... at Tennessee, 9/11/16
 INT Return TDs.....1..... at Tennessee, 9/11/16
 Forced Fumble.....1..... vs. Green Bay, 9/18/16
 Fumble Recovery.....1..... vs. Dallas, 12/1/16

KENDRICKS' CAREER GAME-BY-GAME (* starts)

2015.....	U	A	T	TFL	SK	QH	FF	FR	INT	PD
at SF - 9/14.....	1	0	1	0	0.0	0	0	0	0	0
vs. DET - 9/20.....	3	2	5	0	0.0	0	0	0	0	0
vs. SD - 9/27.....	8	1	9	0	0.0	0	0	0	0	0
at DEN - 10/4 *....	4	1	5	1	1.0	1	0	0	0	0
vs. KC 10/18 *....	11	2	13	1	1.0	1	0	0	0	2
at DET - 10/25 *..	6	1	7	3	2.0	4	0	0	0	0
at CHI - 11/1 *....	9	1	10	1	0.0	0	0	0	0	0
vs. STL - 11/8.....	INACTIVE									
at OAK - 11/15.....	INACTIVE									
vs. GB - 11/22 *..	5	3	8	1	0.0	0	0	0	0	0
at ATL - 11/29 *..	5	2	7	1	0.0	0	0	0	0	0
vs. SEA - 12/6 *..	3	4	7	0	0.0	1	0	0	0	0
at AZ - 12/10 *..	7	3	10	0	0.0	0	0	0	0	0
vs. CHI - 12/20 *..	6	1	7	0	0.0	0	0	0	0	0
vs. NYG - 12/27 *..	5	2	7	0	0.0	0	0	0	0	0
at GB - 1/3/16 *..	7	2	9	3	0.0	2	0	0	0	0

2015.. GP/GS: 14/11...80 25 105 11 4.0 9 0 0 0 2

PLAYOFFS

vs. SEA - 1/10/16 *..	4	4	8	0	0.0	0	0	0	0	2
2016.....	U	A	T	TFL	SK	QH	FF	FR	INT	PD
at TN - 9/11*.....	5	2	7	1	0.0	0	0	0	1	1
vs. GB - 9/18*.....	3	2	5	1	0.0	0	1	0	0	2
at CAR - 9/25*.....	7	5	12	0	0.0	0	0	0	0	1
vs. NYG - 10/3*....	6	2	8	0	0.0	0	0	0	0	1
vs. HOU 10/9*.....	5	0	5	0	0.0	0	0	0	0	2
at PHI - 10/23*....	9	3	12	0	0.0	0	0	0	0	0
at CHI - 10/31*....	7	2	9	0	0.0	0	0	0	0	0
vs. DET - 11/6.....	INACTIVE									
at WAS - 11/13*...0	1	1	0	0.0	0	0	0	0	0	1
vs. ARI - 11/20*...3	2	5	1	0.0	0	0	0	0	0	1
at DET - 11/24.....	4	1	5	1	0.0	0	0	0	0	0
vs. DAL - 12/1*....	5	3	8	0	0.0	0	0	1	0	0
at JAX - 12/11*....	9	2	11	1	0.0	0	0	0	0	1
vs. IND - 12/18*...7	5	12	0	0.0	0	0	0	0	0	0
at GB - 12/24*....	8	5	13	4	2.5	3	0	0	0	1
vs. CHI - 1/1/17*...8	5	13	1	0.0	1	0	0	0	0	0
2016.. GP/GS: 15/14...86	40	126	10	2.5	4	1	1	1	1	11

KENDRICKS' INTERCEPTION

GAME	QB	INT (YDS)
@ Tennessee, 9/11/16	Marcus Mariota.....	1 (77t)

KENDRICKS' TOUCHDOWN

GAME	PLAY
@ Tennessee, 9/11/16	77 INT

KENDRICKS' SACKS

GAME	QB	SACK
@ Denver, 10/4/15	Peyton Manning.....	1.0
vs. Kansas City, 10/18/15.....	Alex Smith.....	1.0
@ Detroit, 10/25/15	Matthew Stafford.....	2.0
@ Green Bay, 12/24/16.....	Aaron Rodgers.....	2.5
vs. Detroit, 10/1/17.....	Matthew Stafford.....	1.0
Total.....	7.5

2017.....	U	A	T	TFL	SK	QH	FF	FR	INT	PD
vs. NO - 9/11*.....	5	4	9	0	0.0	1	0	0	0	1
at PIT - 9/17*.....	6	7	13	0	0.0	0	0	0	0	0
vs. TB - 9/24*.....	2	2	4	0	0.0	0	0	0	0	1
vs. DET - 10/1*.....	4	9	2	1.0	2	0	0	0	0	0
at CHI - 10/9*.....	5	3	8	0	0.0	0	0	0	0	1
vs. GB - 10/15*....	9	2	11	0	0.0	0	0	0	0	1
vs. BAL - 10/22*...11	2	13	4	0.0	0	0	0	0	0	0
at CLE - 10/29*....	8	5	13	1	0.0	2	0	0	0	2
at WAS - 11/12*...7	3	10	1	0.0	0	0	0	0	0	0
vs. LAR - 11/19*...1	3	4	0	0.0	2	0	0	0	0	0
at DET - 11/23*...1	2	3	0	0.0	4	0	0	0	0	0
at ATL - 12/3*.....11	0	11	0	0.0	0	0	0	0	0	1
at CAR - 12/10.....										
vs. CIN - 12/17.....										
at GB - 12/23.....										
vs. CHI - 12/31.....										
2017.. GP/GS: 12/12...60	37	97	8	1.0	11	0	0	0	0	6



#59

EMMANUEL LAMUR

POSITION: LINEBACKER
HEIGHT/WEIGHT: 6-4/245
DOB: 6-8-89
HOMETOWN: WEST PALM BEACH, FL

COLLEGE: KANSAS STATE
ACQUIRED: FA '16
NFL SEASON: 6
VIKINGS SEASON: 2

2017 GP/GS

12/0

Career GP/GS

67/15 (29/15-CIN; 28/0-MIN)

Playoffs GP/GS

2/1-CIN

• Originally joined the Bengals as a rookie free agent and went on to start 15 games in Cincinnati.

• Played in Cincinnati under Mike Zimmer in 2012-13 when he was the Bengals Defensive Coordinator.

OFF THE FIELD

Works closely with charities in Haiti and Florida, especially with the Mission of Grace orphanage in Haiti...Started the Lamur Charity with the help of his brother, benefiting the underprivileged in Florida and Haiti...Returns to Haiti each off season to do mission work...Joined in 2016 Vikings by rookie CB Mackensie Alexander, who also has Haitian roots...Twin brother, Samuel, was his teammate at Kansas State and spent time with Tampa Bay...Majored in sociology...Name is pronounced luh-MUHR.

PRO

Started career-best 13 games at SLB in 2014 with Bengals and ranked 3rd on team with 90 tackles...Has 2 career INTs, both coming off Joe Flacco in 2014, 1 each in the road game and home game against Baltimore...Originally joined Cincinnati as a rookie free agent in 2012, moving from practice squad to regular roster and played in 9 regular-season games...Was a rookie minicamp tryout player for the Bengals in 2012 and went on to start in the Wild Card Playoff game at Houston that postseason.

2017

Recorded a solo tackle and played on special teams at Atlanta (12/3)...Played on special teams at Detroit (11/23)...Posted 2 solo tackles vs. Los Angeles (11/19)...Contributed a special teams tackle at Washington (11/12)...Posted a defensive tackle, special teams tackle and a FR on special teams vs. Cleveland (10/29)...Contributed on special teams vs. Baltimore (10/22)...Filled in for Anthony Barr in the 2nd half vs. Green Bay (10/15) when Barr left due to a concussion and posted 5 tackles (3 solo)...Contributed on defense and special teams at Chicago (10/9) in his 60th NFL game...Played on special teams vs. Detroit (10/1)...Contributed on defense and special teams at Pittsburgh (9/17) and vs. Tampa Bay (9/24)...Collected a special teams tackle vs. New Orleans (9/11).

2016

Registered 4 defensive tackles (3 solo) for the NFL's 3rd-ranked unit (314.9 ypg) and tallied the 2nd-most special teams stops (11) by a Viking...Tallied 2 special teams stops at Green Bay (12/24)...Saw action on special teams and from scrimmage, notching 1 defensive tackle, vs. Indianapolis (12/18)...Competed from scrimmage and on special teams, notching 1 special teams stop, at Jacksonville (12/11) and vs. Dallas (12/1)...Recorded 2

LAMUR'S NFL TOTALS

Year.....	GP/GS	Tackles									
		Solo	Asst.	Total	Sacks	INTs	PBU	TFL	QBH	FF/FR	STT
2012 (Cin).....	9/0	12	7	19	0.0	0	2	--	--	0/0	--
Playoffs.....	1/1	3	1	4	0.0	0	0	--	--	0/0	--
2013 (Cin).....		INJURED RESERVE									
2014 (Cin).....	14/13	52	38	90	0.0	2 (6)	7	--	--	0/0	--
Playoffs.....	1/0	6	0	6	0.0	0	0	--	--	0/0	--
2015 (Cin).....	16/2	20	12	32	0.5	0	3	--	--	1/0	--
Playoffs.....		INACTIVE - INJURED									
2016 (Min).....	16/0	3	1	4	0.0	0	0	0	0	0/0	11
2017 (Min).....	12/0	6	3	9	0.0	0	0	0	0	0/1	3
Totals.....	67/15	93	61	154	0.5	2 (6)	12	--	--	1/1	--
Playoffs.....	2/1	9	1	10	0.0	0	0	--	--	0/0	--

tackles (1 solo) on defense and 1 solo stop on special teams vs. Detroit (11/6)...Totaled 4 special teams stop vs. Houston (10/9)...Tallied 1 solo stop, his 1st as a Viking, at Carolina (9/25)...Notched 1 special teams tackle vs. Green Bay (9/18) and in his Vikings debut at Tennessee (9/11).

2015

Started 2 games and played in all 16 for the AFC North champion Bengals...Suffered knee injury in regular season finale that kept him out of the playoffs...Started games vs. Kansas City (10/4) and at Buffalo (10/18)...Shared the 1st sack of his career when he and Carlos Dunlap teamed to wrangle Russell Wilson down vs. Seattle (10/11)...Recovered a fumble vs. San Diego (9/20) when he jumped on a muffed punt to set up a Bengals TD...Notched season-high 6 tackles at Buffalo (10/18).

2014

Had best season of his career, starting 13 of his 14 games played and ranking 3rd on team with 90 tackles...Had a pair of INTs on season, the first of his career...Started 1st career game in season opener at Baltimore (9/7), posted team-high 10 tackles and snared 1st career INT when he grabbed a Joe Flacco pass...Had 2nd INT of career later in season vs. Baltimore (10/26) when he picked off Flacco again...Had career-best 11 tackles vs. Cleveland (11/6)...Had 6 tackles in Wild Card Playoff at Indianapolis (1/4/15).

2013

Placed on injured reserve on 8/31 with shoulder injury suffered in preseason...Injured shoulder in preseason game vs. Indianapolis (8/29)...Played in 3 preseason games.

2012

Moved from rookie minicamp tryout player to earning spot on practice squad to moving to 53-man roster and eventually starting in playoff game at Houston (1/5/13)...Moved from practice squad to regular roster and played in 9 regular-season games...Played in final 9 straight regular season games...Saw action in 1st career game vs. Denver (11/4)...Ranked 5th on team with 8 special teams tackles despite only playing in 9 games on season...Notched season-high 5 tackles vs. Baltimore (12/30).

COLLEGE

Saw action in 37 games for K-State after spending 2008 at Independence Community College...Voted by teammates as a team captain in 2010 and 2011...Played safety early in college career before moving to LB as a junior...Named Honorable Mention All-Big 12 as a senior.

PREP

Standout at King's Academy in West Palm Beach, FL...Selected to Honorable Mention All-State squad and All-Palm Beach County as a senior...Competed in track and field.

SINGLE-GAME CAREER HIGHS

Tackles.....11.....vs. Cleveland, 11/6/14
 Sack.....0.5.....vs. Seattle, 10/11/15
 Fumble Recovery.....1.....vs. San Diego, 9/20/15
 Interception.....1.....2x, last vs. Baltimore, 10/26/14
 Special Teams Tackles.....4.....vs. Houston, 10/9/16

LAMUR'S CAREER GAME-BY-GAME (*starts)

2012 (CIN).....U A T TFL SK QH FF FR INT PD
 at BAL - 9/10.....PRACTICE SQUAD
 vs. CLE - 9/16.....PRACTICE SQUAD
 at WAS - 9/23.....PRACTICE SQUAD
 at JAX - 9/30.....PRACTICE SQUAD
 vs. MIA - 10/7.....PRACTICE SQUAD
 at CLE - 10/14.....PRACTICE SQUAD
 vs. PIT - 10/21.....PRACTICE SQUAD
 vs. DEN - 11/4.....2 1 3 0 0.0 -- 0 0 0 1
 vs. NYG - 11/11.....2 1 3 0 0.0 -- 0 0 0 0
 at KC - 11/18.....1 0 1 0 0.0 -- 0 0 0 0
 vs. OAK - 11/25.....0 2 2 0 0.0 -- 0 0 0 0
 at SD - 12/2.....0 0 0 0 0.0 -- 0 0 0 0
 vs. DAL - 12/9.....1 0 1 0 0.0 -- 0 0 0 0
 at PHI - 12/13.....2 1 3 1 0.0 -- 0 0 0 1
 at PIT - 12/23.....0 1 1 0 0.0 -- 0 0 0 0
 vs. BAL - 12/30.....4 1 5 0 0.0 -- 0 0 0 0
2012...GP/GS: 9/0.....12 7 19 1 0 0 0 0 0 2

PLAYOFFS

at HOU - 1/5/13*...3 1 4 0 0.0 -- 0 0 0 0
2014 (CIN).....U A T TFL SK QH FF FR INT PD
 at BAL - 9/7*.....5 5 10 0 0.0 -- 0 0 1 1
 vs. ATL - 9/14*.....5 3 8 0 0.0 -- 0 0 0 1
 vs. TEN - 9/21*.....2 1 3 1 0.0 -- 0 0 0 0
 at NE - 10/5*.....4 3 7 0 0.0 -- 0 0 0 2
 vs. CAR - 10/12*...5 3 8 2 0.0 -- 0 0 0 0
 at IND - 10/19.....INACTIVE
 vs. BAL - 10/26*...2 3 5 0 0.0 -- 0 0 1 1
 vs. JAX - 11/2*.....3 5 8 0 0.0 -- 0 0 0 2
 vs. CLE - 11/6*.....5 6 11 0 0.0 -- 0 0 0 0
 at NO - 11/16*.....8 2 10 0 0.0 -- 0 0 0 0
 at HOU - 11/23*...4 4 8 0 0.0 -- 0 0 0 0
 at TB - 11/30*.....4 0 4 0 0.0 -- 0 0 0 0
 vs. PIT - 12/7*.....2 2 4 0 0.0 -- 0 0 0 0
 at CLE - 12/14*...0 1 1 0 0.0 -- 0 0 0 0
 vs. DEN - 12/22.....INACTIVE
 at PIT - 12/28.....3 0 3 0 0.0 -- 0 0 0 0
2014...GP/GS: 14/13...52 38 90 3 0 0 0 0 2 7

PLAYOFFS

at IND - 1/4/15.....6 0 6 0 0.0 -- 0 0 0 0
2016 (MIN).....U A T TFL SK QH FF FR INT PD
 at TN - 9/11.....0 0 0 0 0.0 0 0 0 0 0
 vs. GB - 9/18.....0 0 0 0 0.0 0 0 0 0 0
 at CAR - 9/25.....1 0 1 0 0.0 0 0 0 0 0
 vs. NYG - 10/3.....0 0 0 0 0.0 0 0 0 0 0
 vs. HOU - 10/9.....0 0 0 0 0.0 0 0 0 0 0
 at PHI - 10/23.....0 0 0 0 0.0 0 0 0 0 0
 at CHI - 10/31.....0 0 0 0 0.0 0 0 0 0 0
 vs. DET - 11/6.....1 1 2 0 0.0 0 0 0 0 0
 at WAS - 11/13.....0 0 0 0 0.0 0 0 0 0 0
 vs. ARI - 11/20.....0 0 0 0 0.0 0 0 0 0 0
 at DET - 11/24.....0 0 0 0 0.0 0 0 0 0 0
 vs. DAL - 12/1.....0 0 0 0 0.0 0 0 0 0 0
 at JAX - 12/11.....0 0 0 0 0.0 0 0 0 0 0
 vs. IND - 12/18.....1 0 1 0 0.0 0 0 0 0 0
 at GB - 12/24.....0 0 0 0 0.0 0 0 0 0 0
 vs. CHI - 1/1/17.....0 0 0 0 0.0 0 0 0 0 0
2016...GP/GS: 16/0....3 1 4 0 0 0 0 0 0 0

LAMUR'S INTERCEPTIONS			
GAME	QB	INT	(YDS)
@ Baltimore, 9/7/14	Joe Flacco	1	(1)
vs. Baltimore, 10/26/14	Joe Flacco	1	(5)
Total		2	(6)

LAMUR'S SACK			
GAME	QB	SACK	
vs. Seattle, 10/11/15	Russell Wilson	0.5	

2015 (CIN).....U A T TFL SK QH FF FR INT PD
 at OAK - 9/13.....1 2 2 0 0.0 -- 0 0 0 0
 vs. SD - 9/20.....2 0 2 0 0.0 -- 0 0 0 0
 at BAL - 9/27.....2 1 3 0 0.0 -- 0 0 0 0
 vs. KC - 10/4*.....1 2 3 0 0.0 -- 0 0 0 1
 vs. SEA - 10/11.....0 3 3 0 0.5 -- 0 0 0 0
 at BUF - 10/18*...3 3 6 0 0.0 -- 0 0 0 0
 1st PIT - 11/1.....2 0 2 0 0.0 -- 0 0 0 0
 vs. CLE - 11/5.....1 0 1 0 0.0 -- 0 0 0 0
 vs. HOU - 11/16.....1 2 3 0 0.0 -- 0 0 0 1
 at ARI - 11/22.....2 0 2 0 0.0 -- 1 0 0 1
 vs. STL - 11/29.....2 0 2 0 0.0 -- 0 0 0 0
 at CLE - 12/6.....1 0 1 0 0.0 -- 0 0 0 0
 vs. PIT - 12/13.....2 0 2 0 0.0 -- 0 0 0 0
 at SF - 12/20.....0 0 0 0 0.0 -- 0 0 0 0
 at DEN - 12/28.....0 0 0 0 0.0 -- 0 0 0 0
 vs. BAL - 1/3/2016..0 0 0 0 0.0 -- 0 0 0 0
2015...GP/GS: 16/2....20 12 32 0 0.5 0 1 0 0 3

2016 (MIN).....U A T TFL SK QH FF FR INT PD
 at TN - 9/11.....0 0 0 0 0.0 0 0 0 0 0
 vs. GB - 9/18.....0 0 0 0 0.0 0 0 0 0 0
 at CAR - 9/25.....1 0 1 0 0.0 0 0 0 0 0
 vs. NYG - 10/3.....0 0 0 0 0.0 0 0 0 0 0
 vs. HOU - 10/9.....0 0 0 0 0.0 0 0 0 0 0
 at PHI - 10/23.....0 0 0 0 0.0 0 0 0 0 0
 at CHI - 10/31.....0 0 0 0 0.0 0 0 0 0 0
 vs. DET - 11/6.....1 1 2 0 0.0 0 0 0 0 0
 at WAS - 11/13.....0 0 0 0 0.0 0 0 0 0 0
 vs. ARI - 11/20.....0 0 0 0 0.0 0 0 0 0 0
 at DET - 11/24.....0 0 0 0 0.0 0 0 0 0 0
 vs. DAL - 12/1.....0 0 0 0 0.0 0 0 0 0 0
 at JAX - 12/11.....0 0 0 0 0.0 0 0 0 0 0
 vs. IND - 12/18.....1 0 1 0 0.0 0 0 0 0 0
 at GB - 12/24.....0 0 0 0 0.0 0 0 0 0 0
 vs. CHI - 1/1/17.....0 0 0 0 0.0 0 0 0 0 0
2016...GP/GS: 16/0....3 1 4 0 0 0 0 0 0 0

2017.....U A T TFL SK QH FF FR INT PD
 vs. NO - 9/11.....0 0 0 0 0.0 0 0 0 0 0
 at PIT - 9/17.....0 0 0 0 0.0 0 0 0 0 0
 vs. TB - 9/24.....0 0 0 0 0.0 0 0 0 0 0
 vs. DET - 10/1.....0 0 0 0 0.0 0 0 0 0 0
 at CHI - 10/9.....0 0 0 0 0.0 0 0 0 0 0
 vs. GB - 10/15.....3 2 5 0 0.0 0 0 0 0 0
 vs. BAL - 10/22.....0 0 0 0 0.0 0 0 0 0 0
 at CLE - 10/29.....0 1 1 0 0.0 0 0 1 0 0
 at WAS - 11/12.....0 0 0 0 0.0 0 0 0 0 0
 vs. LAR - 11/19.....2 0 2 0 0.0 0 0 0 0 0
 at DET - 11/23.....0 0 0 0 0.0 0 0 0 0 0
 at ATL - 12/3.....1 0 1 0 0.0 0 0 0 0 0
 at CAR - 12/10.....
 vs. CIN - 12/17.....
 at GB - 12/23.....
 vs. CHI - 12/31.....
2017...GP/GS: 12/0....6 3 9 0 0.0 0 0 1 0 0



#68

CEDRIC LANG

POSITION: TACKLE
 HEIGHT/WEIGHT: 6-7/300
 DOB: 5-12-92
 HOMETOWN: SIOUX FALLS, SD

COLLEGE: UTEP
 ACQUIRED: PS '17
 NFL SEASON: 1
 VIKINGS SEASON: 1

2017 GP/GS

PS

Career GP/GS

0/0

Playoffs GP/GS

0/0

• Played 4 years of basketball at UTEP and used his 5th year of eligibility to play football.

OFF THE FIELD Majored in business at Kansas State...Earned 2nd-Team Academic All-Big 12 honors...has 4 siblings.

PRO Entered the NFL as an undrafted free agent signed by the NY Giants on 5/6/16...Waived by NY on 5/9/16...Joined the Broncos on a futures contract on 1/27/17...Cut by the Broncos on 9/2/17...Signed to the Vikings practice squad on 9/4/17.

2017 Signed to the Vikings practice squad on 9/4/17.

COLLEGE Began his career at UTEP on the basketball team, playing 4 years and appearing in 130 games before using his 5th year of eligibility to play football...Scored 10+ points in 20 games as a senior and finished the year shooting .620 from the field...Finished his career with the highest field goal percentage (.581) in school history... Appeared in 12 games (1 start) on the football field...catching 11 passes for 72 yards (6.5 avg.) and 1 TD.

PREP Attended O'Gorman (Sioux Falls, SD) High School... Averaged a double-double as a high school senior, earning all-state and all-district honors...Nominated for South Dakota's Gatorade and McDonalds Player of the Year.

VIKINGS MAKE THEIR MARKS ON NFL RECORD BOOK

Since the team's inception in 1961, many Vikings have found themselves at or near the top of the record books. Below is a compilation of NFL records and where notable Vikings stand.

RECEIVING YARDS GAINED, CAREER

RK	WR	Yards
1	Jerry Rice, 1985-2004	22,895
2	Terrell Owens, 1996-2010	15,934
3	Randy Moss, 1998-2012	15,292

MOST SEASONS 1,000+ RECEIVING YARDS

RK	WR	SEASONS
1	Jerry Rice, 1985-2004	14
2	Randy Moss, 1998-2012	10
3	Tim Brown, 1988-2004	9

MOST GAMES 100+ RECEIVING YARDS

RK	WR	Games
1	Jerry Rice, 1985-2004	76
2	Randy Moss, 1998-2012	64
3	Marvin Harrison, 1996-2008	59

MOST RECEIVING TDs, CAREER

RK	WR	TDs
1	Jerry Rice, 1985-2004	197
2	Randy Moss, 1998-2012	156
3	Terrell Owens, 1996-2010	153

HIGHEST COMPLETION %, SINGLE SEASON

RK	QB (Season, Team)	Percentage
1	Sam Bradford (2016, Min)	71.6
2	Drew Brees (2011, NO)	71.2
3	Drew Brees (2009, NO)	70.6

HIGHEST COMPLETION %, SINGLE SEASON - ROOKIE

RK	QB (Season, Team)	Percentage
1	Ben Roethlisberger (2004, Pit)	66.44
2	Robert Griffin III (2012, Was)	65.65
3	Teddy Bridgewater (2014, Min)	64.43

MOST RECEIVING TOUCHDOWNS, ROOKIE, SINGLE SEASON

RK	WR (Season, Team)	Touchdowns
1	Randy Moss (1998, Min)	17
2	Bill Howton (1952, GB)	13
3	John Jefferson (1978, SD)	13

MOST RECEIVING YARDS GAINED, ROOKIE SEASON

RK	WR (Season, Team)	Yards
1	Bill Groman (1960, Hou)	1,473
2	Anquan Boldin (2003, Ari)	1,377
3	Randy Moss (Min, 1998)	1,313

MOST RUSHING YARDS GAINED, SINGLE SEASON

RK	RB (Season, Team)	Yards
1	Eric Dickerson (1984, LA Rams)	2,105
2	Adrian Peterson (2012, Min)	2,097
3	Jamal Lewis (2003, Bal)	2,066

MOST RUSHING YARDS GAINED, SINGLE GAME

RK	RB (Opponent)	Yards
1	Adrian Peterson (vs. San Diego, 11/4/2007)	296
2	Jamal Lewis (vs. Cleveland, 9/14/2003)	295
3	Jerome Harrison (vs. Kansas City, 12/20/2009)	286

MOST INTERCEPTIONS, CAREER

RK	Player	INTs
1	Paul Krause, 1964-1979	81
2t	Emlen Tunnell, 1948-1961	79
2t	Rod Woodson, 1987-2003	71

MOST OPPONENTS' FUMBLES RECOVERED, CAREER

RK	Player	FRs
1	Jim Marshall, 1960-1979	29
	Jason Taylor, 1997-2011	29
3	Rickey Jackson, 1981-1995	28

MOST OPPONENTS' FUMBLES RECOVERED, SEASON


RK	Player	FRs
1	Don Hultz (1963, Min)	9
2	Joe Schmidt (1955, Det)	8
3	Alan Page (1970, Min) and 3 others	7

MOST CONSECUTIVE GAMES PLAYED, CAREER

RK	Player	Games
1	Jeff Feagles, 1988-2009	352
2	Brett Favre, 1991-2010	299
3	Jim Marshall, 1960-1979	282

MOST CONSECUTIVE SEASONS, 10+ SACKS

RK	Player	Seasons
1	Reggie White, 1985-1993	9
2	John Randle, 1992-99	8
3	Jared Allen, 2007-2013, and 3 others	7



#47

KEVIN McDERMOTT

POSITION: LONG SNAPPER
 HEIGHT/WEIGHT: 6-5/240
 DOB: 1-12-90
 HOMETOWN: NASHVILLE, TN

COLLEGE: UCLA
 ACQUIRED: FA '15
 NFL SEASON: 5
 VIKINGS SEASON: 3

2017 GP/GS Career GP/GS Playoffs GP/GS
 12/0 67/0(16/0-SF;7/0-BAL;44/0-MIN) 4/0(1/0-MIN,3/0-SF)

- Handled all long-snapping since joining the Vikings in 2015.
- Brother, Conor, played T at UCLA and was drafted by the New England Patriots in the 6th round (#211) of the 2017 NFL Draft.
- College teammates with K Kai Forbath at UCLA.

OFF THE FIELD Political science major at UCLA...Has 1 brother, Conor, a standout T at UCLA, who was drafted by the New England Patriots in the 6th round of the 2017 NFL Draft... Grandfather is a U.S. Army veteran...Went on a safari and tracked gorillas in Africa during the offseason...Attended 2017 NHL Stanley Cup Finals in his hometown of Nashville... Took part in the Vikings Town Takeover in Morris, Minnesota during the 2017 offseason...Enjoys fishing and watching movies in free time...Has a white lab named Cash...Was a 3-sport athlete at Ensworth HS, competing in football, basketball and lacrosse...Got married during the 2015 offseason...Met his wife, Lauren, in college.

PRO Helped Vikings win NFC North title for first time since 2009 in his 1st season with Minnesota, taking over snapping duties for the entire regular season and Wild Card Playoff game...Joined Vikings on 4/6/15...Was teammates with Vikings 2016 free agent pickup Alex Boone in San Francisco...Played in 23 career games, including 16 as a rookie with the 49ers in 2013...Helped the 49ers advance to the NFC Championship game in 2013, while appearing in all 3 playoff contests.

2017 Handled long snapping duties and was a special teams captain at Atlanta (12/3)...Handled long snapping duties at Detroit (11/23) on Thanksgiving Day...Snapped vs. LA Rams (11/19)...Handled long snapping duties at Washington (11/12) as Kai Forbath tied a team record after converting a FG from 50+ in 4 consecutive games...Snapped for Kai Forbath and Ryan Quigley at Twickenham Stadium in London, England vs. Cleveland (10/29)...Handled long snapping duties against his former team vs. Baltimore (10/22)...Handled long snapping duties vs. Green Bay (10/15)and at Chicago (10/9) and vs. Detroit (10/1)...Snapped for Kai Forbath as he went 2/2 on FGs and 4/4 on PATs vs. Tampa Bay (9/24)...Handled long snapping duties at Pittsburgh (9/17)...Snapped for Kai Forbath as he made 2 FGs in a 29-19 win vs. New Orleans (9/11).

2016 Handled all long-snapping duties in 2016...Snapped for Kai Forbath as he tied a career-high with 4 field goals made at Jacksonville (12/11)...Played in the 50th game of his career (27th with Minnesota) at Detroit (11/24)...Snapped for Forbath in his Vikings debut as he went 1-of-1 on FGs and 3-of-4 on PATs...Helped Jeff Locke set a new career-high with a 71-yard punt at Chicago (10/31)...Helped punt unit and Locke tie the team record for punts inside the 20 (5) vs. Green Bay (9/18)... Helped Blair Walsh connect on an NFL-best 4 FGs in Week 1 at Tennessee (9/11).

2015 Took over long-snapping duties during training camp and handled job throughout entire regular season and playoff game for the NFC North Champions...Snapped on Blair Walsh's NFL-leading 34 FGs during the season...Delivered snap on a pair of Walsh's game-winning FGs in consecutive games - a 36-yarder at Chicago (11/1) as time expired and a 40-yarder in OT vs. St. Louis (11/8)...Reunited during 2015 with college punter Jeff Locke, who served as the Vikings holder.

2014 Signed by Baltimore on 10/20 after Morgan Cox tore his ACL...Played in 7 games for the Ravens from 10/26 to 12/14.

2013 Appeared in all 16 regular-season and 3 playoff games for the 49ers during rookie campaign...Helped San Francisco advance to the NFC Championship Game at Seattle (1/19/14).

COLLEGE Appeared in 28 games as the long snapper in his final 2 seasons at UCLA...Snapped to former Vikings P Jeff Locke during the 2011 and 2012 campaigns, was teammates with Locke all 5 years the duo attended UCLA...Saw action in all 14 games in 2012, working as the snapper on all kicks during the season...Received honorable mention Academic All-Pac-12 team for the 2nd-consecutive year, selected to play in the Casino del Sol Collegiate All-Star Game as a senior...Saw action in all 14 games during the 2011 campaign, working as the snapper on all kicks during the season named honorable mention Academic All-Pac-12 team...Served as a reserve long snapper/TE as a redshirt freshman and sophomore after not seeing any game action as a true freshman in 2008.

PREP Played 4 seasons at Ensworth HS in Nashville, Tennessee...Was team captain his senior year and a 3-time team captain for his basketball team...Was the 6th-ranked long snapper in the 2008 class by ProKicker.com...Was named to the TSSAA Basketball All-Region Tournament Team in 2008...Also played lacrosse for 3 seasons.

McDERMOTT'S CAREER GAMES

Year	GP
2013 (SF)	16
Playoffs	3
2014 (Bal)	7
2015 (Min)	16
Playoffs	1
2016 (Min)	16
2017 (Min)	12
Totals	67
Playoffs	4



#21 JERICK MCKINNON

POSITION: RUNNING BACK
HEIGHT/WEIGHT: 5-9/205
DOB: 5-3-92
HOMETOWN: MARIETTA, GA

COLLEGE: GEORGIA SOUTHERN
ACQUIRED: D3b (#96) '14
NFL SEASON: 4
VIKINGS SEASON: 4

2017 GP/GS
12/0

Career GP/GS
54/13

Playoffs GP/GS
1/0

• Vikings leading rusher in 2016 with a career-high 539 yards on 159 carries (3.4 avg) in a career-best 7 starts.

• From Week 9 through Week 17 of the 2016 season, when Pat Shurmur took over as interim offensive coordinator, ranked 3rd in the NFL in receptions among all RBs with 35, trailing only Arizona's David Johnson (45) and Pittsburgh's Le'Veon Bell (45).

OFF THE FIELD Nicknamed "Jet"...Majored in general studies and is a semester shy of earning his bachelor's degree...Actively involved with the Vikings Community Relations efforts...Led Minnesota Wild fans in the "Let's play hockey" chant on 2/7/15 vs. the Colorado Avalanche at the Xcel Energy Center...Brother, Lester Norwood, was a DB at Florida from 1998-2002...Changed jersey from #31 to #21 during 2016 offseason to honor his mom.

PRO Surpassed the career 1,000-rushing yard mark at Philadelphia (10/23/16)...Started 6 of the 11 games he played as rookie...Became the 7th Vikings rookie RB to run for 100+ yards twice in a season...His 135 yards rushing vs. Atlanta (9/28/14) is the 6th most by a Vikings rookie in team history...Started 1st career game vs. Detroit (10/12/14), joining fellow rookie Teddy Bridgewater as the 1st QB/RB rookie starting tandem since 1961 for the Vikings when Fran Tarkenton and Tommy Mason opened the Detroit game on 11/19/61...Selected with the Vikings 2nd pick in the 3rd round of the 2014 Draft, the #96 overall selection...The pick was obtained as part of the Percy Harvin trade to Seattle in 2013.

2017 Had a big day at Atlanta (12/3) in a return to his home state of Georgia, carrying the ball 9 times for 24 yards and recording a team-high 5 catches for 28 yards and his 2nd receiving TD of the year...Totaled 54 total yards at Detroit (11/23) on Thanksgiving Day, rushing the ball 13 times for 23 yards and hauling in 1 pass for 31 yards...Ran the ball 14 times for 48 yards and added 12 yards through the air on 5 catches vs. LA Rams (11/19)...Totaled 32 yards on 10 carries and 15 yards on 2 catches at Washington (11/12)...Surpassed 100 yards from scrimmage for the 2nd time this season, totaling 122 yards on the day, carrying the ball 14 times for 50 yards with a TD and hauling in 6 catches for 72 yards vs. Cleveland (10/29) at Twickenham stadium in London, England as a part of the NFL's International series...Carried the ball 14 times for 47 yards and caught 3 passes for 10 yards vs. Baltimore (10/22)...Tallied his 3rd multi-TD game of his career, 1 on the ground and 1 through the air, totaling 69 yards on the ground on 15 carries and added 30 yards via 5 catches vs. Green Bay (10/15)...Led the team with 95 yards rushing on 16 carries at Chicago (10/9), including a

58-yard TD run, the team's longest run of the season thus far, while adding 51 yards on 6 catches...Totaled 0 yards on 2 carries vs. Detroit (10/1) with 81 yards on 3 KOR...Carried the ball 2 times for 5 yards, added 2 receptions for -1 yards and 1 KOR for 20 yards vs. Tampa Bay (9/24)...Ran the ball 3 times for 16 yards, caught 3 passes for 9 yards and returned 2 kicks for 52 yards at Pittsburgh (9/17)...Totaled 108 yards on 4 KOR while rushing the ball 3 times for 5 yards vs New Orleans (9/11) and also nothing 3 receptions for 32 yards.

2016 Set career highs in rushing attempts (159), rushing yards (539), receptions (43), receiving yards (255) and receiving TDs (2)...From Week 9 on, when Pat Shurmur took over the offense, ranked 3rd in the NFL in receptions among all RBs with 35, trailing only David Johnson (45) and Le'Veon Bell (45)...Rushed for a season-high 89 yards on 16 carries and hauled in 3 catches for 21 yards in the 2016 season finale vs. Chicago (1/1)...Caught a game-high and new career-high 9 receptions for 59 yards and gained 12 yards on the ground in 3 carries vs. Indianapolis (12/18)...Totaled 69 yards from scrimmage at Jacksonville (12/11), gaining 31 yards on 14 carries and 38 yards through the air while tying his then career-high with 6 catches...Rushed the ball 9 times for 31 yards and caught 3 passes for 45 yards, including a career-long 41-yard reception at Detroit (11/24)...Inactive with an ankle injury in Week 8...Career-high 20 rushing attempts for 36 yards vs. Houston (10/9)...Totaled 85 rushing yards on 18 attempts while scoring his 1st TD of the season vs. NY Giants (10/3)...Had 16 carries for 45 yards at Carolina (9/25) in his first significant playing time of the season on offense after Adrian Peterson was placed in IR...Tied for the team lead with 2 special teams tackles, caught 1 pass for 3 yards and had 1 carry for 6 yards at Tennessee (9/11).

2015 Played in all 16 games and saw action in his 1st career playoff game...Had most productive games late in the season with season-high 76 yards receiving vs. Chicago (12/20) and season-high 89 rushing yards vs. N.Y. Giants (12/27)...Ran for career-high 2 TDs vs. N.Y. Giants, scoring on a 7-yard rush and career-long 68-yard run...Scored 1st career TD on a 17-yard pass from Teddy Bridgewater in win over Chicago (12/20) and hauled in a career-long 30-yard pass in the game, ending the day with 4 catches for 76 yards...Averaged 5.2 yards per carry on his 52 rushing attempts for the season...In final 3 regular-season games, he had 24 offensive touches for 231 yards and 3 TDs, an average of 9.6 yards per touch (14-114-2 rushing, 9-117-1 receiving).

2014 Led team with a 4.8 yards-per-carry average and ranked 2nd on team in rushing yards despite only playing in 11 games with 6 starts...Had promising rookie campaign cut short by

MCKINNON'S NFL TOTALS

Year	GP/GS	RUSHING					RECEIVING				
		No.	Yds.	Avg.	Lg	TD	No.	Yds.	Avg.	Lg	TD
2014 (Min)	11/6	113	538	4.8	55	0	27	135	5.0	17	0
2015 (Min)	16/0	52	271	5.2	68t	2	21	173	8.2	30	1
Playoffs	1/0	2	7	3.5	6	0	3	22	7.3	9	0
2016 (Min)	15/7	159	539	3.4	36	2	43	255	5.9	41	2
2017 (Min)	12/0	115	414	3.6	58t	3	41	289	7.0	31	2
Total	54/13	439	1,762	4.0	68t	7	132	852	6.5	41	5
Playoffs	1/0	2	7	3.5	6	0	3	22	7.3	9	0

back injury, placed on injured reserve on 12/6...Ran for a pair of 100-yard games...Ranked 3rd in the NFC in rushing yards by a rookie and 8th in the NFL with 538...Posted 5th-longest run by a rookie RB in the NFL in 2014, a 55-yard scamper vs. Atlanta (9/28)...Tied for 7th-most starts by rookie RB in team history...Missed game vs. Carolina (11/30) with back injury and went on injured reserve on 12/6...Played in season opener at St. Louis (9/7) and caught 1st career pass from Matt Cassel, a 1-yarder...Had 1st career game with rushing attempt and reception vs. New England (9/14)...Had most productive day of his career with 135 yards rushing on 18 carries with a long of 55 vs. Atlanta (9/28), posting the 6th-most rushing yards in a game by a Vikings rookie...His 55-yard jaunt is the 4th longest by a Vikings rookie in team history and he became the 1st Vikings rookie to break the 100-yard mark since Adrian Peterson in 2007...Started 1st career game vs. Detroit (10/12) and led team in rushing and receiving, with 40 yards on 11 carries and 42 yards on 6 receptions...Ran for 103 yards on 19 carries against Bills #1-ranked NFL rush defense at Buffalo (10/19), his 2nd game of 100+ yards in 4 weeks.

COLLEGE Dynamic player who lined up at multiple positions during his 47-game collegiate career with 31 starts...Started at QB, WR, RB and CB during his tenure at Georgia Southern... Notched 17 career games with 100+ rushing yards...Ran for 3,899 career yards and 42 rushing TDs...Threw for 12 career TDs and caught 1 TD pass...As a sophomore, had 2 INTs at CB...

McKINNON'S CAREER GAME-BY-GAME (* starts)

	RUSHING					RECEIVING				
	Yards	Avg.	Long	TD	No.	Yards	Avg.	Long	TD	
2014.....MINNESOTA.....Att.										
9/7.....@ St. Louis.....1	1	5.2	1	0	0	0	0.0	0	0	
9/14.....vs. New England.....2	7	3.5	4	0	2	5	2.5	3	0	
9/21.....@ New Orleans.....2	-1	-0.5	1	0	2	9	4.5	7	0	
9/28.....vs. Atlanta.....18	135	7.5	55	0	1	17	17.0	17	0	
10/2.....@ Green Bay.....7	24	3.4	10	0	3	22	7.3	8	0	
10/12.....vs. Detroit*.....11	40	3.6	9	0	6	42	7.0	13	0	
10/19.....@ Buffalo*.....19	103	5.4	29	0	2	-2	-1.0	4	0	
10/26.....@ Tampa Bay*.....16	83	5.2	28	0	1	-1	-1	-1	0	
11/2.....vs. Washington*.....14	54	3.9	15	0	3	14	4.7	15	0	
11/16.....@ Chicago*.....8	38	4.8	23	0	4	20	5.0	14	0	
11/23.....vs. Green Bay*.....15	54	3.6	10	0	3	9	3.0	8	0	
11/30.....vs. Carolina.....	INACTIVE									
12/7.....vs. NY Jets.....	INJURED RESERVE									
12/14.....@ Detroit.....	INJURED RESERVE									
12/21.....@Miami.....	INJURED RESERVE									
12/28.....vs. Chicago.....	INJURED RESERVE									
2014.....GP/GS: 11/6.....113	538	4.8	55	0	27	135	5.0	17	0	
	RUSHING					RECEIVING				
	Yards	Avg.	Long	TD	No.	Yards	Avg.	Long	TD	
2015.....MINNESOTA.....Att.										
9/14.....@ San Francisco.....3	20	6.7	15	0	2	8	4.0	10	0	
9/20.....Detroit.....3	6	2.0	3	0	0	0	0.0	0	0	
9/27.....San Diego.....6	18	3.0	9	0	0	0	0.0	0	0	
10/4.....at Denver.....1	6	6.0	6	0	0	0	0.0	0	0	
10/18.....Kansas City.....1	2	2.0	2	0	0	0	0.0	0	0	
10/25.....@ Detroit.....9	36	4.0	9	0	1	1	1.0	1	0	
11/1.....@ Chicago.....2	18	9.0	16	0	0	0	0.0	0	0	
11/8.....St. Louis.....0	0	0.0	0	0	2	11	5.5	9	0	
11/15.....@ Oakland.....0	0	0.0	0	0	1	7	7.0	7	0	
11/22.....Green Bay.....0	0	0.0	0	0	2	15	7.5	13	0	
11/29.....@ Atlanta.....5	33	6.6	10	0	0	0	0.0	0	0	
12/6.....Seattle.....4	18	4.5	12	0	3	6	2.0	7	0	
12/10.....@ Arizona.....0	0	0.0	0	0	1	8	8.0	8	0	
12/20.....Chicago.....7	10	1.4	4	0	4	76	19.0	30	1	
12/27.....NY Giants.....7	89	12.7	68t	2	2	8	4.0	7	0	
1/3/16.....@ Green Bay.....4	15	3.8	10	0	3	33	11.0	15	0	
2015.....GP/GS: 16/0.....52	271	5.2	68t	2	21	173	8.2	30	1	
2015 PLAYOFFS										
1/10/16.....Seattle.....2	7	3.5	6	0	3	22	7.3	9	0	

Led team in rushing as a junior and senior...Named team MVP as a junior and senior...Scored winning TD as a senior as GSU won its 1st game over a BCS team at Florida, rushing for 125 yards on 9 carries against the Gators...As a junior, had 3rd-best single-season rushing mark in school history with 1,817 yards, trailing former Chicago Bear Adrian Peterson's school record by 115 yards...During sophomore season in 2011, started 7 of the 13 games he played in...Ended 2011 season with 705 all-purpose yards and 9 TDs, catching his lone career TD...Played in 10 games as a true freshman, seeing most action at QB and WR... Selected to play in 2014 Senior Bowl.

PREP Earned All-State honors at QB from *Atlanta Journal-Constitution* and from Georgia Sportwriters as an athlete after his senior season at Sprayberry High in Marietta, GA...Earned Region VII AAAA Player of the Year...Threw for 1,500 yards and ran for 1,300 as a senior...Standout in track, running 100m, 200m, 4x100 relay and competed in long jump.

2016.....MINNESOTA.....Att.	RUSHING					RECEIVING				
	Yards	Avg.	Long	TD	No.	Yards	Avg.	Long	TD	
9/11.....@ Tennessee.....1	6	6.0	6	0	1	3	3.0	3	0	
9/18.....vs. Green Bay.....2	2	1.0	2	0	1	-1	-1.0	-1	0	
9/25.....@ Carolina.....16	45	2.8	14	0	1	2	2.0	2	0	
10/3.....vs. NY Giants*.....18	85	4.7	25	1	3	10	3.3	6	0	
10/9.....vs. Houston*.....20	36	1.8	8	0	1	10	10.0	10	0	
10/23.....@ Philadelphia.....11	43	3.9	9	0	1	5	5.0	5	0	
10/31.....@ Chicago.....	INACTIVE									
11/6.....vs. Detroit.....7	8	1.1	4	0	0	0	0.0	0	0	
11/13.....@ Washington*.....6	16	2.7	13	0	3	17	5.7	12	0	
11/20.....vs. Arizona*.....16	44	2.8	12	0	1	-3	-3.0	-3	0	
11/24.....@ Detroit*.....9	31	3.4	10	0	3	45	15.0	41	0	
12/1.....vs. Dallas.....9	41	4.6	9	0	5	14	2.8	5	1	
12/11.....@ Jacksonville*.....14	31	2.2	7	0	6	38	6.3	15	0	
12/18.....vs. Indianapolis.....3	12	4.0	6	0	9	59	6.6	15	0	
12/24.....@ Green Bay*.....11	50	4.5	11	0	5	35	7.0	20	0	
1/1/17.....vs. Chicago.....16	89	5.6	36	1	3	21	7.0	16	1	
2016.....GP/GS: 15/7.....159	539	3.4	36	2	43	255	5.9	41	2	

2017.....MINNESOTA.....Att.	Yards	Avg.	Long	TD	No.	Yards	Avg.	Long	TD	
9/11.....New Orleans.....3	5	1.7	10	0	3	32	10.7	25	0	
9/17.....@ Pittsburgh.....3	16	5.3	9	0	3	9	3.0	7	0	
9/24.....Tampa Bay.....2	5	2.5	4	0	2	-1	-0.5	3	0	
10/1.....Detroit.....2	0	0.0	4	0	0	0	0.0	0	0	
10/9.....@ Chicago.....16	95	5.9	58t	1	6	51	8.5	11	0	
10/15.....Green Bay.....15	69	4.6	20	1	5	30	6.0	27t	1	
10/22.....Baltimore.....14	47	3.4	7	0	3	10	3.3	9	0	
10/29.....@ Cleveland.....14	50	3.6	10	1	6	72	12.0	20	0	
11/12.....@ Washington.....10	32	3.2	10	0	2	15	7.5	9	0	
11/19.....Los Angeles Rams.....14	48	3.4	9	0	5	12	2.4	10	0	
11/23.....@ Detroit.....13	23	1.8	16	0	1	31	31.0	31	0	
12/3.....@ Atlanta.....9	24	2.7	7	0	5	28	5.6	12	1	
12/10.....@ Carolina.....										
12/17.....Cincinnati.....										
12/23.....@ Green Bay.....										
12/31.....Chicago.....										
2017.....GP/GS: 12/0.....115	414	3.6	58t	3	41	289	7.0	31	2	

SINGLE-GAME CAREER HIGHS

Rushing Attempts.....	20.....	vs. Houston, 10/9/16
Rushing Yards.....	135.....	vs. Atlanta, 9/28/14
Long Rush.....	68t.....	vs. NY Giants, 12/27/15
Rushing TDs.....	2.....	vs. NY Giants, 12/27/15
Receptions.....	9.....	2x, at Indianapolis 12/18/16
Receiving Yards.....	76.....	vs. Chicago, 12/20/15
Long Catch.....	41.....	at Detroit, 11/24/16
Receiving TD.....	1.....	5x, last at Atlanta, 12/3/17
Kickoff Returns.....	4.....	vs. New Orleans, 9/11/17
Kickoff Return Long.....	39.....	vs. New Orleans, 9/11/17

McKINNON'S TOUCHDOWNS

GAME.....	PLAY
vs. Chicago, 12/20/15.....	17 pass from T. Bridgewater
vs. NY Giants, 12/27/15.....	7 rush, 68 rush
vs. NY Giants, 10/3/16.....	4 rush
vs. Dallas, 12/1/16.....	3 pass from S. Bradford
vs. Chicago 1/1/17.....	16 pass from S. Bradford, 10 rush
at Chicago, 10/9/17.....	58 rush
vs. Green Bay, 10/15/17.....	27 pass from Keenum, 3 rush
at Cleveland (UK), 10/29/17.....	1 rush
at Atlanta, 12/3/17.....	2 pass from Keenum
Total.....	12 (7 rushing, 5 receiving)

McKINNON'S 100-YARD RUSHING GAMES (2)

GAME.....	Att/Yds/TD
vs. Atlanta, 9/28/14.....	18/135/0
@ Buffalo, 10/19/14.....	19/103/0



89

DAVID MORGAN

POSITION: TIGHT END
 HEIGHT/WEIGHT: 6-4/265
 DOB: 5-19-93
 HOMETOWN: MARBLE FALLS, TX

COLLEGE: TEXAS-SAN ANTONIO
 ACQUIRED: D6b (#188) '16
 NFL SEASON: 2
 VIKINGS SEASON: 2

2017 GP/GS
12/5

Career GP/GS
24/5

Playoffs GP/GS
0/0

• Contributor on offense and special teams during rookie campaign 2016.

• The 1st player ever drafted to the NFL in UTSA history, a football program that began in 2010.

OFF THE FIELD Earned business management degree and played final season of college ball as a graduate...His Grandfather served in the U.S. Air Force during World War II...Enjoys hunting and fishing...Father played football at Shippensburg...Aspires to a career in high school coaching...Is 2nd cousins with former PGA golfer Gil Morgan, a member of 2 Ryder Cup teams...UTSA played its home games at the Alamodome.

PRO The 1st player drafted from Texas-San Antonio in the history of the fledgling football program...Invited to 2016 Scouting Combine and to play in East-West Shrine Game but did not compete in game...Selected with Vikings 2nd choice in the 6th round (#188 overall).

2017 Started at TE at Atlanta (12/3)...Started and played on offense and special teams at Detroit (11/23) on Thanksgiving Day...Caught 1 pass for 5 yards vs. LA Rams (11/19) and has now caught a pass in 3 straight games...Hauled in the 1st TD of his career, a 1-yard TD reception, at Washington (11/12)...Started and set career-highs with 3 catches for 28 yards with a career-long catch of 14 yards vs. Cleveland (10/29) at Twickenham stadium in London, England as a part of the NFL's International series...Contributed on offense and special teams vs. Baltimore (10/22)...Started and contributed on offense and special teams vs. Green Bay (10/15), at Chicago (10/9) and vs. Detroit (10/1)...Made the 1st start of his NFL career when the team opened in a two-TE set vs. Tampa Bay (9/24)...Contributed on offense and special teams vs. New Orleans (9/11) and at Pittsburgh (9/17).

2016 Appeared in 12 games and contributed on offense, primarily as a blocker, and special teams throughout his rookie campaign...Hauled in his 1st career reception, a 4-yard grab, at Green Bay (12/24)...Appeared in his 1st NFL game at Tennessee (9/11).

COLLEGE Capped standout career at UTSA with best season as a senior...Hauled in 45 passes for 566 yards and 5 TDs as a senior...Earned 2nd-Team All-America honors from USA TODAY...Named 2nd-Team All-Conference USA as a senior and honorable mention as a junior...Set then school records with 9 receptions in a game, achieving the feat twice, at Arizona and vs. Louisiana Tech in 2015...Set school record with 2 TD receptions in a game vs. Louisiana Tech in 2015...Had career-high 109 receiving yards against Arizona...Started all 12 games he played in 2015...Opened 6 of the 9 games he played as a junior...Caught his lone TD of the season vs. Arizona and had season-best 5 receptions...Started 2 of the 11 games he played in 2013 after being sidelined for 2012 season by injury...Missed season opener as a sophomore in 2013 due to lingering injury...Caught 7 passes on the season...Redshirted in 2012 with season-ending injury...Saw action in all 10 games and started 2 as a true freshman...Made 1st career start at Sam Houston State...Hauled in career-long reception with 63-yard catch-and-run in season opener vs. Northeastern State...Scored 1st career TD on 10-yarder at Southern Utah.

PREP Earned 2nd-Team Class 4A All-State honors as a senior at Marble Falls (TX) High...Named 1st-Team All-CentTex and All-District 25-4A as a WR...Reeled in 14 TDs as a senior and 8 as a junior...All-District choice as a junior...Named Academic All-District 3 times and named Honorable Mention Academic All-State...Played basketball and soccer in high school.

MORGAN'S CAREER GAME-BY-GAME (* starts)

2016	MINNESOTA	No	Yards	Avg.	Lg	TD	2017	MINNESOTA	No.	Yards	Avg.	Long	TD
9/11	@ Tennessee	0	0	0.0	0	0	vs. New Orleans - 9/11	0	0	0.0	0	0	0
9/18	vs. Green Bay	0	0	0.0	0	0	at Pittsburgh - 9/17	0	0	0.0	0	0	0
9/25	@ Carolina	0	0	0.0	0	0	vs. Tampa Bay - 9/24*	0	0	0.0	0	0	0
10/3	vs. NY Giants	INACTIVE					vs. Detroit - 10/1	0	0	0.0	0	0	0
10/9	vs. Houston	INACTIVE					at Chicago - 10/9	0	0	0.0	0	0	0
10/23	@ Philadelphia	0	0	0.0	0	0	vs. Green Bay - 10/15*	0	0	0.0	0	0	0
10/31	@ Chicago	0	0	0.0	0	0	vs. Baltimore - 10/22	0	0	0.0	0	0	0
11/6	vs. Detroit	INACTIVE					at Cleveland - 10/29*	3	28	9.3	14	0	0
11/13	@ Washington	0	0	0.0	0	0	at Washington - 11/12	1	1	1.0	1	1	1
11/20	vs. Arizona	INACTIVE					vs. LA Rams - 11/19*	1	5	5.0	5	0	0
11/24	@ Detroit	0	0	0.0	0	0	at Detroit - 11/23*	0	0	0.0	0	0	0
12/1	vs. Dallas	0	0	0.0	0	0	at Atlanta - 12/3*	0	0	0.0	0	0	0
12/11	@ Jacksonville	0	0	0.0	0	0	at Carolina - 12/10						
12/18	vs. Indianapolis	0	0	0.0	0	0	vs. Cincinnati - 12/17						
12/24	@ Green Bay	1	4	4.0	4	0	at Green Bay - 12/23						
1/1/17	vs. Chicago	0	0	0.0	0	0	vs. Chicago - 12/31						
2016	GP/GS: 12/0	1	4	4.0	4	0	2017	GP/GS: 12/5	5	34	6.8	14	1



#25 LATAVIUS MURRAY

POSITION: RUNNING BACK
HEIGHT/WEIGHT: 6-3/230
DOB: 1-18-90
HOMETOWN: NEDROW, NY

COLLEGE: CENTRAL FLORIDA
ACQUIRED: FA '17
NFL SEASON: 5
VIKINGS SEASON: 1

2017 GP/GS 12/8 **Career GP/GS** 57/39 (45/31-OAK; 12/8-MIN) **Playoffs GP/GS** 1/1 - OAK

- Totaled 12 rushing touchdowns in 2016, 5th best in the NFL.
- Selected to the Pro Bowl after the 2015 season.
- Became the 1st player in NFL history to gain at least 110 rushing yards on 5-or-fewer carries, doing so vs. Kansas City (11/20/14) - rushing for 112 yards on 4 carries.
- Originally selected by Oakland in the 6th round (181st overall) of the 2013 NFL Draft.

OFF THE FIELD Born in Titusville, Florida but lists Nedrow, New York, as his hometown, where he attended Onondaga Central High School....While at UCF, tore his ACL during the offseason after his freshman year while playing basketball. He sat out the 2009 season with a medical redshirt....Currently pursuing his MBA online from Syracuse University....Regular on NFL Network's *Good Morning Football* program and filled in during the 2017 offseason while regular host and former Vikings WR Nate Burleson was out....Enjoys photography as a hobby.

HONORS Named to the 2015 **Pro Bowl** and as an alternate in 2016....Twice named the **FedEx Ground Player of the Week** in 2016, in Week 9 after a 3-TD performance vs. Denver and in Week 13 for his 2-TD, 80-yard day vs. Buffalo.

PRO Has appeared in 57 games and started 39 in his career.... Totaled 2,850 rushing yards on 689 carries (4.1 YPC) with 25 rushing TDs through his career....Became the 1st Raider RB since Charlie Garner in 2001 to start all 16 games when doing so in 2015....1st player in NFL history to gain at least 110 rushing yards on 5-or-fewer carries, doing so vs. Kansas City (11/20/14) - rushing for 112 yards on 4 carries, including a 90-yard TD....Led the Raiders in rushing yards in both 2015 and 2016.

2017 Started at Atlanta (12/3) and totaled 97 yards from scrimmage, carrying the ball 16 times for 76 yards and grabbing a season-high 3 catches for 21 yards....Appeared in his 1st Thanksgiving Day game and totaled 84 yards on 20 carries with 1 TD at Detroit (11/23)....Led the charge vs. LA Rams (11/19) with 95 yards on 15 carries (6.3 avg.) and 2 rushing TDs, his 5th multi-TD game....Led the team with 68 rushing yards on 17 carries at Washington (11/12) and scored his 2nd TD as a Viking, a 1-yard rush....Carried the ball 19 times for 39 yards and caught 1 pass for 8 yards vs. Cleveland (10/29) at Twickenham stadium in London, England as a part of the NFL's International series....Recorded his 1st TD as a Viking and his 1st 100-yard rushing performance as a Viking vs. Baltimore (10/22) finishing with 113 yards on 18 carries (6.3) with a 29-yard TD....Started at RB and totaled 28 yards on 15 rushes, added 1 catch for 10 yards vs. Green Bay (10/15)....Appeared in his 50th career game and made his 1st start as a Viking at Chicago (10/9), finishing the day with 31 yards on 12 carries and 2 catches for 12 yards....Carried the ball a season-high 7 times for a season-high 21 yards vs. Detroit (10/1) after Dalvin Cook left the game with an injury, added 8 yards on 2 catches....Ran the ball 2 times for 5 yards vs. Tampa Bay (9/24)....Carried the ball 3 times for 6 yards at Pittsburgh (9/17)....Totaled 6 yards on 2 carries vs. New Orleans (9/11) in his Vikings debut.

2016 Appeared in 14 games with 12 starts, missing Weeks 5 and 6 due to a toe injury....Compiled 788 rushing yards on 195 carries with a career-high 12 rushing TDs, 5th-most in the NFL, in addition to catching 33 passes for 264 receiving yards....Ran the ball 12 times for 39 yards with a TD and 1 reception for 12 yards in his playoff debut at Houston (1/7)....Recorded his 3rd-straight game with at least 80 rushing yards, recording 81 yards on 13 carries at San Diego (12/18)....Registered his 2nd 100-yard game of the season with 103 yards on 22 carries with

a TD at Kansas City (12/8)....Totaled 82 yards on 20 carries with 2 TDs vs. Buffalo (12/4)....Caught 5 passes for 59 yards while running the ball 12 times for 33 yards in a win against Houston in Mexico City (11/21)....Turned in one of his best performances as a pro with 20 carries for 114 yards and 3 goal-line TDs in a rivalry game victory vs. Denver (11/6)....Ran the ball 18 times for 59 yards with 2 TDs at Jacksonville (10/23)....Ran the ball 32 times for 153 yards through the first three weeks of the season, scoring a TD in each contest.

2015 Became the 1st Raider RB since Charlie Garner in 2001 to start all 16 games....Carried the ball a career-high 266 times for 1,066 yards (4.0 YPC), his 1st 1,000-yard season of his career, with 6 TDs....Contributed 79 yards on 19 carries with 1 TD as well as 5 receptions for 38 yards vs. San Diego (12/24)....Ran the ball 21 times for 78 yards vs. Green Bay (12/20)....Totaled 86 yards on 20 carries with a TD vs. Kansas City (12/6)....Compiled 96 yards on 17 rushes at Pittsburgh (11/8)....Registered his 2nd 100-yard game of the season when he rushed 20 times for 113 yards vs. New York Jets (11/1)....Ran 15 times for 85 yards with a TD at San Diego (10/25)....Turned in the 1st 100-yard game of his career with a career-high 139 yards on a career-high 26 carries with a TD at Cleveland (9/27).

2014 Appeared in 15 games, with 3 starts, totaling 424 rushing yards on 82 attempts (5.2 YPC) with 2 TDs to go along with 17 receptions for 143 yards....Carried the ball 23 times for 86 yards vs. Buffalo (12/21)....Rushed for 59 yards on 12 carries at Kansas City (12/14)....Totaled 76 yards on 23 carries vs. San Francisco (12/7)....Gained 112 yards on 4 carries with 2 TDs, including a 90-yarder, vs. KC (11/20), becoming the 1st player in NFL history to gain at least 110 rushing yards on 5-or-fewer carries....Saw his first major action at San Diego (11/16), running the ball 4 times for 43 yards.

2013 Suffered a foot injury in training camp and was placed on the Reserve/Injured List on Aug. 27.

COLLEGE Played 4 years at UCF....Appeared in 45 career games, totaling 2,424 yards on 453 carries (5.4 YPC) with 37 TDs....Registered 50 receptions for 524 yards and 6 TDs....Finished his career ranked 2nd in school history in total TDs (44), 8th in rushing attempts (453), 6th in rushing yards (2,424) and 3rd in rushing TDs (37)....Racked up 1,106 yards on 198 rushing attempts with 15 TDs as a senior....Named first-team All-Conference USA....Selected to the watch list for the Doak Walker Award, presented annually to the nation's top running back....Became the first player in UCF history to rush for a TD in 9 straight games....Averaged 100.5 yards per game to lead the conference....Hauled in 27 passes for 231 yards and four TDs....Named team MVP during his junior campaign....Ran the ball 98 times for 549 yards and 8 TDs....As a sophomore, appeared in 14 games and totaled 637 rushing yards with 11 TDs on 111 attempts....Named MVP of the C-USA Championship game and the AutoZone Liberty Bowl....Redshirted sophomore season due to a knee injury....Saw action in 8 games as a true freshman and compiled 132 yards with 3 TDs on 36 carries....Majored in interpersonal/organizational communication.

PREP Attended Onondaga Central High School in Nedrow, N.Y....Named 2007 Gatorade Football Player of the Year in New York by Rise Magazine....As a senior, rushed for 2,194 yards and 28 TDs on 175 carries....Named 1st-Team all-state by the New York Sportswriters Association....Also garnered 1st-Team all-state honors as a junior, rushing for 2,030 yards and 30 TDs on 193 carries....Earned 3rd-team all-state honors as a sophomore after racking up 1,609 yards with 14 TDs....Ranked as the No. 5 prospect in New York by Rivals.com....Ranked as the No. 6 prospect in New York by Scout.com

MURRAY'S NFL TOTALS

Year	GP/GS	No.	RUSHING				RECEIVING						
			Yds.	Avg.	Lg	TD	No	Yds	Avg	Lg	TD	STT	
2013 (Oak)	0/0												
INJURED RESERVE													
2014 (Oak)	15/3	82	424	5.2	90t	2	17	143	8.4	46	0	3	
2015 (Oak)	16/16	266	1,066	4.0	54	6	41	232	5.7	23	0	0	
2016 (Oak)	14/12	195	788	4.0	42	12	33	264	8.0	39	0	0	
Playoffs	1/1	12	39	3.3	18	1	1	12	12.0	12	0	0	
2017 (Min)	12/8	146	572	3.9	46	5	10	60	6.0	12	0	0	
Total	57/39	689	2,850	4.1	90t	25	101	699	6.9	46	0	3	
Playoffs	1/1	12	39	3.3	18	1	1	12	12.0	12	0	0	

Other: 19 KO Returns, 429 yards, 22.6 avg., 38 long

SINGLE-GAME CAREER HIGHS

Rushing Attempts	26	@ Cleveland, 9/27/15
Rushing Yards	139	@ Cleveland, 9/27/15
Long Rush	90t	vs. Kansas City, 11/20/14
Rushing TD	3	vs. Denver, 11/6/16
Receptions	7	vs. Cincinnati, 9/13/15
Receiving Yards	60	@ Denver, 12/28/14
Long Reception	46	@ Denver, 12/28/14

MURRAY'S CAREER GAME-BY-GAME (* starts)

2014	OAKLAND	Att.	RUSHING				RECEIVING					
			Yards	Avg.	Long	TD	No.	Yards	Avg.	Long	TD	
9/7	@ New York Jets	0	0	0.0	0	0	0	0	0.0	0	0	
9/14	Houston	1	6	6.0	6	0	0	0	0.0	0	0	
9/21	@ New England	3	1	0.3	1	0	0	0	0.0	0	0	
9/28	Miami	0	0	0.0	0	0	0	0	0.0	0	0	
10/12	San Diego	0	0	0.0	0	0	0	0	0.0	0	0	
10/19	Arizona	0	0	0.0	0	0	0	0	0.0	0	0	
10/26	@ Cleveland	0	0	0.0	0	0	0	0	0.0	0	0	
11/2	@ Seattle	0	0	0.0	0	0	2	12	6.0	13	0	
11/9	Denver	2	4	2.0	3	0	1	7	7.0	7	0	
11/16	@ San Diego	4	43	10.8	23	0	3	16	5.3	10	0	
11/20	Kansas City	4	112	28.0	90t	2	0	0	0	0	0	
11/30	@ St. Louis		INACTIVE									
12/7	San Francisco	23	76	3.3	16	0	2	9	4.5	5	0	
12/14	@ Kansas City*	12	59	4.9	25	0	2	17	8.5	11	0	
12/21	Buffalo*	23	86	3.7	25	0	3	22	7.3	19	0	
12/28	@ Denver*	10	37	3.7	8	0	4	60	15.0	46	0	
2014	GP/GS: 15/3	82	424	5.2	90t	2	17	143	8.4	46	0	
2015	OAKLAND	Att.	Yards	Avg.	Long	TD	No.	Yards	Avg.	Long	TD	
9/13	Cincinnati*	11	44	4.0	12	0	7	36	5.1	11	0	
9/20	Baltimore*	15	65	4.3	9	1	3	22	7.3	12	0	
9/27	@ Cleveland*	26	139	5.3	54	1	1	10	10.0	10	0	
10/4	@ Chicago*	15	49	3.3	8	0	3	12	4.0	11	0	
10/11	Denver*	13	39	3.0	11	0	3	18	6.0	14	0	
10/25	@ San Diego*	15	85	5.7	24	1	1	1	1.0	1	0	
11/1	New York Jets*	20	113	5.7	26	0	1	6	6.0	6	0	
11/8	@ Pittsburgh*	17	96	5.6	44	0	2	-1	-0.5	3	0	
11/15	Minnesota*	12	48	4.0	14	0	5	29	5.8	8	0	
11/22	@ Detroit*	13	28	2.2	16	1	0	0	0.0	0	0	
11/29	@ Tennessee*	22	59	2.7	8	0	1	23	23.0	23	0	
12/6	Kansas City*	20	86	4.3	35	1	4	11	2.8	9	0	
12/13	@ Denver*	16	27	1.7	7	0	0	0	0.0	0	0	
12/20	Green Bay*	21	78	3.7	22	0	1	2	2.0	2	0	
12/24	San Diego*	19	79	4.2	22t	1	5	38	7.6	14	0	
1/3/16	@ Kansas City*	11	31	2.8	9	0	4	25	6.3	11	0	
2015	GP/GS: 16/16	266	1,066	4.0	54	6	41	232	5.7	23	0	

FINDING A GROOVE

Latavius Murray has been on a roll of late, totaling 475 yards and 5 TDs on 105 carries (4.52 YPC) since Week 7

RUSHING LEADERS | SINCE WEEK 7 | NFL

PLAYER, TEAM	YARDS	YPC	TDs
Mark Ingram, NO	638	5.65	7
LeSean McCoy, BUF	572	4.77	4
Le'Veon Bell, PIT	507	3.73	1
Latavius Murray, MIN	475	4.52	5

2016	OAKLAND	Att.	Yards	Avg.	Long	TD	No.	Yards	Avg.	Long	TD
9/11	@ New Orleans*	14	59	4.2	10	1	1	13	13.0	13	0
9/18	Atlanta*	8	57	7.1	18	1	6	44	7.3	11	0
9/25	@ Tennessee*	10	37	3.7	22t	1	1	1	1.0	1	0
10/2	@ Baltimore*	8	19	2.4	4	0	2	5	2.5	4	0
10/9	San Diego		INACTIVE								
10/16	Kansas City		INACTIVE								
10/23	@ Jacksonville	18	59	3.3	10	2	2	4	2.0	6	0
10/30	@ Tampa Bay*	11	48	4.4	19	0	5	23	4.6	12	0
11/6	Denver*	20	114	5.7	42	3	1	13	13.0	13	0
11/21	Houston (Mex.)	12	33	2.8	6	0	5	59	11.8	39	0
11/27	Carolina*	19	45	2.4	7	1	3	43	14.3	32	0
12/4	Buffalo*	20	82	4.1	22	2	3	23	7.7	10	0
12/8	@ Kansas City*	22	103	4.7	12	1	0	0	0.0	0	0
12/18	@ San Diego*	13	81	6.2	33	0	1	11	11.0	11	0
12/24	Indianapolis*	15	40	2.7	8	0	2	11	5.5	11	0
1/1/16	@ Denver*	5	11	2.2	5	0	1	14	14.0	14	0
2016	GP/GS: 14/12	195	788	4.0	42	12	33	264	8.0	39	0
2016 PLAYOFFS											
1/7/17	@ Houston*	12	39	3.3	18	1	1	12	12.0	12	0

2017	MINNESOTA	No.	Yards	Avg.	Long	TD	Att.	Yards	Avg.	Long	TD
9/11	New Orleans	2	6	3.0	3	0	0	0	0.0	0	0
9/17	@ Pittsburgh	3	6	2.0	4	0	0	0	0.0	0	0
9/24	Tampa Bay	2	5	2.5	3	0	0	0	0.0	0	0
10/1	Detroit	7	21	3.0	5	0	2	8	4.0	6	0
10/9	@ Chicago*	12	31	2.6	8	0	2	12	6.0	9	0
10/15	Green Bay*	15	28	1.9	10	0	1	10	9.0	9	0
10/22	Baltimore*	18	113	6.3	35	1	0	0	0.0	0	0
10/29	@ Cleveland*	19	39	2.1	10	0	1	8	8.0	8	0
11/12	@ Washington*	17	68	4.0	14	1	0	0	0.0	0	0
11/19	Los Angeles Rams*	15	95	6.3	34	2	1	1	1.0	1	0
11/23	@ Detroit*	20	84	4.2	46	1	0	0	0.0	0	0
12/3	@ Atlanta*	16	76	4.8	30	0	3	21	7.0	12	0
12/10	@ Carolina										
12/17	Cincinnati										
12/23	@ Green Bay										
12/31	Chicago										
2017	GP/GS: 12/8	141	572	3.9	46	5	10	60	6.0	12	0

MURRAY'S TOUCHDOWNS *playoff game

GAME	PLAY
vs. Kansas City, 11/20/14	11 rush, 90 rush
vs. Baltimore 9/20/15	1 rush
@ Cleveland, 9/27/15	6 rush
@ San Diego, 10/25/15	1 rush
@ Detroit, 11/22/15	1 rush
vs. Kansas City, 12/6/15	2 rush
vs. San Diego, 12/24/15	22 rush
@ New Orleans, 9/11/16	6 rush
vs. Atlanta, 9/18/16	1 rush
@ Tennessee, 9/25/16	22 rush
@ Jacksonville, 10/23/16	2 rush, 9 rush
vs. Denver, 11/6/16	1 rush, 1 rush, 1 rush
vs. Carolina, 11/27/16	4 rush
vs. Buffalo, 12/4/16	1 rush, 3 rush
@ Kansas City, 12/8/16	1 rush
@ Houston, 1/7/17*	2 rush
vs. Baltimore, 10/22/17	29 rush
at Washington, 11/12/17	1 rush
vs. LA Rams, 11/19/17	8 rush, 2 rush
vs. Detroit, 11/23/17	2 rush
Total	25 (25 rush)



#23

TERENCE NEWMAN

POSITION: CORNERBACK
 HEIGHT/WEIGHT: 5-10/197
 DOB: 9-4-78
 HOMETOWN: SALINA, KS

COLLEGE: KANSAS STATE
 ACQUIRED: FA '15
 NFL SEASON: 15
 VIKINGS SEASON: 3

2017 GP/GS

12/5

Career GP/GS217/203 (133/131-DAL;42/142-CIN;
40/30-MIN)**Playoffs GP/GS**8/7 (5/5-DAL; 2/1-CIN;
1/1-MIN)

• The Vikings most- senior defender, in his 15th season. Played in his 200th career game vs. Arizona (11/20/16).

• Played for Mike Zimmer in Dallas from 2003-06 and in Cincinnati from 2012-13 before joining the Vikings in 2015.

• 2-time **Pro Bowler** is 1st among active DBs with 213 games played and 2nd among active NFL players with 41 career INTs.

OFF THE FIELD Active in community service throughout his career in both Dallas and Cincinnati, supporting many causes including Children's Cancer Fund, Leukemia and Lymphoma Society, American Diabetes Association and Salvation Army... Avid golfer...Started "Breakfast Buddies," a program similar to Big Brothers Big Sisters, in his hometown.

HONORS **Pro Bowler** in 2007 and 2009...Selected **All-Rookie** in 2003 by *Pro Football Weekly*...Named **NFC Defensive Player of the Week** after recording 3 INTs at Washington (12/14/03)...Named **NFC Defensive Player of the Week** after recording 2 INTs at Oakland (11/15/15).

PRO Has played in 215 games, starting 202, both the highest among all active DBs...Twice named **NFC Defensive Player of the Week** in his career, once as a rookie and again in his 13th season...Drafted by Dallas in the 1st round (#5 overall) of the 2003 NFL draft...2-time **Pro Bowl** honoree (2007, 2009), has 41 career INTs...Played for Vikings Head Coach Mike Zimmer in Dallas from 2003-06 and in Cincinnati from 2012-13...Played for Vikings LBS Coach Adam Zimmer when he was the assistant DBs coach for the Bengals during the 2013 season...Helped Dallas rank in the top-10 in total defense 5 times in his 9 years as a Cowboy and aided Cincinnati to top-10 rankings 2 out of 3 years...Has been on 8 playoff teams, including 3 division-winning squads (Dallas - 2007, 2009; Minnesota 2015)...Has played in 8 career playoff games, starting 7...Appeared in 133 games with 131 starts recording 32 INTs with the Cowboys from 2003-11...Released by Dallas on 3/14/12 and signed with Cincinnati on 4/13/12...Grabbed 5 INTs and started all 41 games he appeared in with the Bengals over the 2013-14 seasons...Signed with the Vikings on 3/27/15.

2017 Contributed on defense at Atlanta (12/3)...Started and posted a QBH at Detroit (11/23) on Thanksgiving Day...Posted 4 solo tackles and 2 TFL vs. LA Rams (11/19), his first 2 of the season and his 1st multi-TFL game since 9/11/05...Recorded 2 tackles (1 solo) and a PBU at Washington (11/12)...Contributed a PBU vs. Cleveland (10/29) at Twickenham stadium in London, England as a part of the NFL's International series...Tallied 4 assisted tackles vs. Baltimore (10/22) as the Vikings defense held the Ravens to 208 yards of total offense...Made his 200th NFL start vs. Green Bay (10/15), 7th most among active players and most of any active DB, totaled 9 tackles (5 solo)...Totalled 2 solo tackles at Chicago (10/9)...Contributed a solo tackle vs. Detroit (10/1) in his 199th start of his career...Compiled 5 total tackles (3 solo) vs. Tampa Bay (9/24)...Contributed 3 total tackles (2 solo) at Pittsburgh (9/17)...Tallied 7 tackles (6 solo) vs. New Orleans (9/11).

2016 A crucial part of the Vikings 3rd-ranked pass defense in 2016, allowing just 207.9 passing yards per game...Registered 3 solo tackles, including a tackle for loss, at Green Bay (12/24)...Contributed 3 solo tackles and a pass defended vs. Indianapolis (12/18)...Returned from injury and secured a tackle for loss vs. Dallas (12/1)...Inactive for the first time as a Vikings with a neck injury at Detroit (11/24)...Posted 2 tackles in the 200th game of

his career...Collected 4 tackles (3 solo) at Washington (11/20), the first regular-season game he has played in where he was not a starter since 2007...Registered 3 tackles, a TFL and a pass defended vs. Detroit (11/6)...Posted 2 passes defended vs. Houston (10/9)...Registered his 41st career INT and 5 tackles at Carolina (9/25)...Had 3 tackles and broke up 2 passes vs. Green Bay (9/18).

2015 Snared 3 INTs, his most since 2011 with Dallas...Started every game, including Wild Card Playoff...Opened 15 regular season games at LCB and 1 at 5 due to injuries in the defensive backfield, his 1st career start at 5...Earned **NFC Defensive Player of the Week** after a 2-INT day in the win at Oakland (11/15), the 2nd time in his career winning the award and the 1st since 2003...Grabbed his 40th career INT at Atlanta (11/29)...Helped the Vikings rank #5 in the NFL in defensive points allowed at 18.9...Led Vikings with 3 INTs...His 76 tackles were his most since 2010 in Dallas when he posted 81...Had 12 tackles, matching his career high, at Chicago (11/1)...Notched 6th career multi-INT game at Oakland (11/15).

2014 Started all 13 games he appeared in...Led Cincinnati with 14 PDs...Added 71 tackles, 5th on the team...Recorded 1 INT on the season, picking off Josh McCown at Tampa Bay (11/30)...Had season highs in tackles (10) and PDs (3) and recorded his lone special teams tackle of the year vs. Atlanta (9/14)...Did not start and had 3 tackles and 1 PD in the Wild Card playoff loss at Indianapolis (1/4/15).

2013 Played in and started 13 games...Logged 51 tackles and 2 INTs...Ranked 2nd on the team with 14 PDs...Had a season-high 6 tackles, 1 INT and returned a fumble 58 yards for the game-winning TD vs. Green Bay (9/22)...Was inactive due to injury for the final 3 regular season-games and for the Wild Card loss vs. San Diego.

2012 Started all 15 games he appeared in...Had 75 tackles, 2 INTs and a team-leading 14 PDs...Snared both INTs on the season and tied a career high with 4 PDs against Peyton Manning when hosting the Broncos (11/4)...His 2-INT output marked his 5th career multi-INT game in his career...Started in the Wild Card Playoff loss at Houston (1/5/13), tallying 7 tackles and 1 PD.

2011 Missed the 1st 2 games of the season with an injury and started the remaining 14 games...Tied for the team lead with 4 INTs and 10 PDs...Corralled 57 tackles...Intercepted 2 passes vs. Buffalo (11/13), including one returned 43 yards for a TD.

2010 Started all 16 games...Totalled career highs in tackles (81) and INTs (5)...Had 2 INTs at Philadelphia (1/2/11) in the season finale, his 3rd multi-INT game of this career.

2009 Started all 16 games en route to his 2nd **Pro Bowl** nod...Had 68 tackles, 3 INTs and a career-high 21 PDs helping the Cowboys to an 11-5 record and the NFC East crown...Forced a career-best 3 fumbles...Returned an INT 27 yards for a TD vs. Carolina (9/28)...Started both playoff contests, a Wild Card victory vs. Philadelphia (1/9/10) and a Divisional Round loss at Minnesota (1/17/10).

2008 Appeared and started in 10 games, missing time due to groin and abdominal injuries...Had 39 tackles, 4 INTs and 13 PDs for the NFL's 5th-ranked passing defense...Intercepted Eli Manning 2 times vs. the N.Y. Giants (12/14).

2007 Earned 1st **Pro Bowl** selection after helping Dallas secure the NFC East with a 13-3 record...Played in 13 games and started 11...Tallied 62 tackles with 4 INTs...Recorded a career high with 129 INT return yards on the season, including a 70-yard return at Buffalo (10/8) and a 50-yard TD, his 1st career INT TD, vs. NY.

Jets (11/22)...Had an INT in 3 consecutive games, picking off passes vs. Washington (11/18), vs. N.Y. Jets (11/22) and vs. Green Bay (11/29)...Cowboys defense finished 9th in total defense... Started Divisional Round loss vs. NY Giants (1/13/08).

2006 Started all 16 games for the 4th consecutive season... Had 66 tackles and 1 INT...Helped Dallas to a 9-7 record and a Wild Card berth...Had most prolific season as a punt returner averaging 10.1 yards on 20 returns, including a 56-yard TD vs. Detroit (12/31)...Started the Wild Card loss at Seattle (1/6/07) and totaled 6 tackles and 2 PDs in his 2nd playoff appearance.

2005 Started all 16 games...Recorded 70 tackles, 3 INTs, 15 PDs and 1 sack...Returned 10 punts for 55 yards...Recorded 2nd career sack bringing down Donovan McNabb vs. Philadelphia (10/9).

2004 Started all 16 games...Totalled 66 tackles and set a career high with 12 tackles vs. Pittsburgh (10/17)...Led the team with 4 INTs becoming the 1st Cowboy since Everson Walls (1981-82) to lead the team outright in consecutive seasons.

2003 Started all 16 games for the NFL's top-ranked defense, earning **All-Rookie** honors by *Pro Football Weekly*...Recorded 80 tackles and 4 INTs helping Dallas rank 1st in pass defense for the 3rd time in team history...Had a career day picking off Tim

Hasselbeck 3 times at Washington (12/14) and was named **NFC Defensive Player of the Week**...Helped Dallas to 10-6 record and a playoff berth...Started 1st playoff game in the Wild Card loss at Carolina (1/3/04).

COLLEGE Played 4 seasons (1999-2002) at Kansas State... Redshirted in 1998...A consensus All-America selection and the 1st Kansas State player to win the Jim Thorpe Award as nation's top DB...Named the Big 12 Defensive Player of the Year as a senior...Holds career totals of 133 tackles, 10 INTs and 32 PDs... Was teammates with former Vikings LB Ben Leber at Kansas State from 1999-2001...Also participated in track, setting a school record in the 100-meter dash (10.20 seconds) and winning 2 Big 12 100-meter championships.

PREP Helped Central HS in Salina, Kansas, capture the 1996 football State Championship vs. Liberal HS...Lettered twice in football, 3 times in track, 3 times in basketball and once in baseball for the Mustangs...State champion in the 100, 200, 400 and 2nd in the long jump...Was heavily recruited for track, receiving offers from nearly every top program.

NEWMAN'S NFL TOTALS

Year.....	GP/GS	Tackles			Sacks	INTs	PBU	TFL	QBH	FF/FR	Special Teams
		Solo	Asst.	Total							
2003 (Dal).....	16/16	69	11	80	1.0	4	14	6.0	-	0/1	0
Playoffs.....	1/1	5	0	5	0.0	0	0	0.0	-	0/0	0
2004 (Dal).....	16/16	61	5	66	0.0	4	13	2.0	-	2/0	0
2005 (Dal).....	16/16	55	15	70	1.0	3	15	3.0	-	1/4	0
2006 (Dal).....	16/16	54	12	66	0.0	1	12	1.0	-	0/0	1
Playoffs.....	1/1	5	1	6	0.0	0	1	0.0	-	0/0	0
2007 (Dal).....	13/11	51	11	62	0.0	4	15	1.0	-	1/0	0
Playoffs.....	1/1	0	0	0	0.0	0	0	0.0	-	0/0	0
2008 (Dal).....	10/10	31	8	39	0.0	4	13	3.0	-	0/1	0
2009 (Dal).....	16/16	54	14	68	0.0	3	21	2.0	-	3/0	0
Playoffs.....	2/2	8	2	10	0.0	0	1	0.0	-	0/0	0
2010 (Dal).....	16/16	67	14	81	0.0	5	14	1.0	-	0/1	0
2011 (Dal).....	14/14	40	17	57	0.0	4	10	1.0	-	0/1	0
2012 (Cin).....	15/15	49	26	75	0.0	2	14	4.0	-	1/2	2
Playoffs.....	1/1	7	0	7	0.0	0	1	0.0	-	0/0	0
2013 (Cin).....	13/13	44	7	51	0.0	2	14	4.0	-	0/1	0
Playoffs.....	Inactive										
2014 (Cin).....	13/13	47	24	71	0.0	1	14	0.0	-	0/0	0
Playoffs.....	1/0	3	0	3	0.0	0	1	0.0	-	0/0	0
2015 (Min).....	16/16	58	18	76	0.0	3	14	3.0	-	0/0	0
Playoffs.....	1/1	1	0	1	0.0	0	0	0.0	-	0/0	0
2016 (Min).....	15/10	37	8	45	0.0	1	7	3.0	1	0/0	0
2017 (Min).....	12/5	25	14	39	0.0	0	4	2.0	1	0/0	0
Totals.....	217/203	742	204	946	2.0	41	201	36.0	2	8/11	3
Playoffs.....	8/7	29	3	32	0.0	0	4	0.0	-	0/0	0

NEWMAN'S INTERCEPTIONS

GAME	QB	INT
at NY Giants, 9/15/03	Kerry Collins	1 (0)
at Washington, 12/14/03	Tim Hasselbeck	3 (23)
vs. Cleveland, 9/19/04	Jeff Garcia	1 (21)
vs. Chicago, 11/25/04	Jonathan Quinn	1 (11)
at Philadelphia, 12/19/04	Donovan McNabb	1 (0)
vs. Washington, 12/26/04	Patrick Ramsey	1 (-1)
vs. Washington, 9/19/05	Mark Brunell	1 (12)
at Seattle, 10/23/05	Drew Bledsoe	1 (0)
vs. Denver, 11/24/05	Jake Plummer	1 (4)
vs. NY Giants, 10/23/06	Eli Manning	1 (0)
at Buffalo, 10/8/07	Trent Edwards	1 (7)
vs. Washington, 11/18/07	Jason Campbell	1 (7)
vs. NY Jets, 11/22/07	Kellen Clemens	1 (5)
vs. Green Bay, 11/29/07	Brett Favre	1 (2)
at Washington, 11/16/08	Jason Campbell	1 (0)
vs. Seattle, 11/27/08	Matt Hasselbeck	1 (0)
vs. NY Giants, 12/14/08	Eli Manning	2 (2)
vs. Carolina, 9/28/09	Jake Delhomme	1 (27)
vs. San Diego, 12/13/09	Philip Rivers	1 (0)
at Washington, 12/27/09	Jason Campbell	1 (9)
vs. NY Giants, 10/25/10	Eli Manning	1 (30)
vs. Detroit, 11/21/10	Shaun Hill	1 (0)
vs. Washington, 12/19/10	Rex Grossman	1 (-18)
at Philadelphia, 1/2/11	Kevin Kolb	2 (4)
at New England, 10/16/11	Tom Brady	1 (1)

GAME	QB	INT
vs. Seattle, 11/6/11	Tarvaris Jackson	1 (17)
vs. Buffalo, 11/13/11	Ryan Fitzpatrick	2 (62)
vs. Denver, 11/4/12	Peyton Manning	2 (0)
at Baltimore, 11/10/13	Joe Flacco	1 (9)
vs. Green Bay, 9/22/13	Aaron Rodgers	1 (-1)
at Tampa Bay, 11/30/14	Josh McCown	1 (3)
at Oakland, 11/15/15	Derek Carr	2 (4)
at Atlanta, 11/15/15	Matt Ryan	1 (0)
at Carolina, 9/25/16	Cam Newton	1 (0)
Total.....		41 (348)

NEWMAN'S SACKS

GAME	QB	SACKS
vs. Arizona, 10/5/03	Jeff Blake	1.0
vs. Philadelphia, 10/9/05	Donovan McNabb	1.0
Total.....		2.0

NEWMAN'S TOUCHDOWNS

GAME	PLAY
vs. Detroit, 12/31/06	56-yd punt return
vs. NY Jets, 11/22/07	50-yd INT return
vs. Carolina, 9/28/09	27-yd INT return
vs. Buffalo, 11/13/11	43-yd INT return
vs. Green Bay, 9/22/13	58-yd fumble return
Total.....	5 (3 INTs, 1 PR, 1 FR)

SINGLE-GAME CAREER HIGHS

Tackles.....	13.....	vs. Pittsburgh, 10/17/04
Solo Tackles.....	13.....	vs. Pittsburgh, 10/17/04
Passes Defended.....	5.....	at Oakland, 11/15/15
Forced Fumble.....	1.....	8x, last vs. Cleveland, 9/16/12
Fumble Recovery.....	2.....	vs. Denver, 11/24/05
Sacks.....	1.0.....	vs. Arizona, 10/5/03
.....	vs. Philadelphia, 10/9/05
Interception.....	3.....	at Washington, 12/14/03
Tackles for Loss.....	2.....	2x, last vs. LAR, 11/19/17
Long INT Return.....	70.....	at Buffalo 10/8/07
Punt Returns.....	3.....	4x, last vs. NY Jets, 11/22/07
Punt Return Yards.....	56.....	vs. Detroit, 12/31/06
Long Punt Return.....	56t.....	vs. Detroit, 12/31/06
Punt Return Avg.....	13.3.....	vs. Washington, 9/17/06 (min. 3 returns)
Punt Return TD.....	1.....	vs. Detroit, 12/31/06

PUNT RETURNS

Year	GP/GS	No.	Yds.	Avg.	Lg	TD
2004 (Dal).....	16/16	2	13	6.5	7	0
2005 (Dal).....	16/16	10	55	5.5	26	0
2006 (Dal).....	16/16	20	202	10.1	56t	1
Playoffs.....	1/1	1	17	17.0	17	0
2007 (Dal).....	13/11	4	26	6.5	13	0
2009 (Dal).....	16/16	2	-11	-5.5	0	0
Total.....	16/16	38	285	7.5	56t	1
Playoffs.....	1/1	1	17	17.0	17	0

NEWMAN'S CAREER GAME-BY-GAME (* starts)

2003 (DAL)	U	A	T	TFL	SK	QH	FF	FR	INT	PD	2005 (DAL)	U	A	T	TFL	SK	QH	FF	FR	INT	PD
vs. ATL - 9/7*.....	5	0	5	0	0.0	--	0	0	0	0	at SD - 9/11*.....	4	1	5	2	0.0	--	0	0	0	1
at NYG - 9/15*.....	5	0	5	0	0.0	--	0	0	1	3	vs. WAS - 9/19*...5	1	6	0	0.0	--	0	0	0	1	2
at NYJ - 9/28*.....	4	0	4	0	0.0	--	0	0	0	1	at SF - 9/25*.....	4	2	6	0	0.0	--	0	0	0	2
vs. ARI - 10/5*.....	5	0	5	1	1.0	--	0	0	0	1	at OAK - 10/2*...3	0	3	0	0.0	--	0	0	0	0	
vs. PHI - 10/12*...5	5	0	5	0	0.0	--	0	0	0	1	vs. PHI - 10/9*...2	1	3	0	1.0	--	0	0	0	0	
at DET - 10/19*...2	0	2	0	0	0.0	--	0	0	0	2	vs. NYG - 10/16*...3	1	4	0	0.0	--	0	0	0	0	
at TB - 10/26*...4	0	4	1	0.0	--	0	0	0	0	1	at SEA - 10/23*...4	2	6	0	0.0	--	1	0	1	2	
vs. WAS - 11/2*...3	0	3	0	0.0	--	0	0	0	0	0	vs. ARI - 10/30*...2	1	3	0	0.0	--	0	0	0	1	
vs. BUF - 11/9*...5	0	5	1	0.0	--	0	0	0	1	at PHI - 11/14*...3	2	5	0	0.0	--	0	0	0	0		
at NE - 11/16*...3	1	4	0	0.0	--	0	0	0	0	0	vs. DET - 11/20*...5	2	7	0	0.0	--	0	0	0	1	
vs. CAR - 11/23*...5	2	7	0	0.0	--	0	0	0	0	0	vs. DEN - 11/24*...4	0	4	0	0.0	--	0	2	1	1	
vs. MIA - 11/27*...7	1	8	1	0.0	--	0	1	0	0	0	at NYG - 12/4*...1	0	1	0	0.0	--	0	0	0	1	
at PHI - 12/7*...6	1	7	1	0.0	--	0	0	0	0	0	vs. KC - 12/11*...4	1	5	0	0.0	--	0	0	0	1	
at WAS - 12/14*...3	3	6	0	0.0	--	0	0	3	3	3	at WAS - 12/18*...3	0	3	1	0.0	--	0	0	0	1	
vs. NYG - 12/21*...4	0	4	0	0.0	--	0	0	0	0	0	at CAR - 12/24*...2	1	3	0	0.0	--	0	1	0	2	
at NO - 12/28*...3	3	6	1	0.0	--	0	0	0	1	1	vs. STL - 1/1/06*...6	0	6	0	0.0	--	0	1	0	0	
2003..GP/GS: 16/16...69	11	80	6	1.0	--	0	1	4	14		2005..GP/GS: 16/16...55	15	70	3	1.0	--	1	4	3	15	
2003 PLAYOFFS											2006 (DAL)	U	A	T	TFL	SK	QH	FF	FR	INT	PD
at CAR - 1/3/04*...5	0	5	0	0.0	--	0	0	0	0	0	at JAX - 9/10*...7	0	7	0	0.0	--	0	0	0	0	2
2004 (DAL)	U	A	T	TFL	SK	QH	FF	FR	INT	PD	vs. WAS - 9/17*...4	0	4	0	0.0	--	0	0	0	0	0
at MIN - 9/12*...2	1	3	0	0.0	--	0	0	0	0	0	at TEN - 10/1*...2	0	2	0	0.0	--	0	0	0	0	
vs. CLE - 9/19*...0	1	1	0	0.0	--	0	0	1	1	1	at PHI - 10/8*...1	0	1	0	0.0	--	0	0	0	0	
at WAS - 9/27*...8	2	10	0	0.0	--	0	0	0	1	1	vs. HOU - 10/15*...0	0	0	0	0.0	--	0	0	0	1	
vs. NYG - 10/10*...2	1	3	0	0.0	--	0	0	0	0	0	vs. NYG - 10/23*...6	2	8	0	0.0	--	0	0	0	1	
vs. PIT - 10/17*...13	0	13	0	0.0	--	0	0	0	0	0	at CAR - 10/29*...3	1	4	0	0.0	--	0	0	1	1	
at GB - 10/24*...5	0	5	0	0.0	--	0	0	0	1	1	at WAS - 11/5*...2	2	4	0	0.0	--	0	0	0	0	
vs. DET - 10/31*...0	0	0	0	0.0	--	0	0	0	2	2	at ARI - 11/12*...3	1	4	0	0.0	--	0	0	0	0	
at CIN - 11/7*...4	0	4	0	0.0	--	0	0	0	2	2	vs. IND - 11/19*...3	0	3	1	0.0	--	0	0	0	1	
vs. PHI - 11/15*...5	0	5	1	0.0	--	0	0	0	0	0	vs. TB - 11/23*...1	1	2	0	0.0	--	0	0	0	0	
at BAL - 11/21*...4	0	4	0	0.0	--	1	0	0	0	0	at NYG - 12/3*...5	1	6	0	0.0	--	0	0	0	0	
vs. CHI - 11/25*...1	0	1	0	0.0	--	0	0	1	1	1	vs. NO - 12/10*...7	0	7	0	0.0	--	0	0	0	1	
at SEA - 12/6*...8	0	8	0	0.0	--	1	0	0	1	1	at ATL - 12/16*...5	0	5	0	0.0	--	0	0	0	4	
vs. NO - 12/12*...3	0	3	1	0.0	--	0	0	0	1	1	vs. PHI - 12/25*...3	2	5	0	0.0	--	0	0	0	1	
at PHI - 12/19*...2	0	2	0	0.0	--	0	0	1	2	2	vs. DET - 12/31*...2	2	4	0	0.0	--	0	0	0	0	
vs. WAS - 12/26*...3	0	3	0	0.0	--	0	0	1	1	1	2006..GP/GS: 16/16...54	12	66	1	0.0	--	0	0	1	12	
at NYG - 1/2/05*...1	0	1	0	0.0	--	0	0	0	0	0	2006 PLAYOFFS										
2004..GP/GS: 16/16...61	5	66	2	0.0	--	2	0	4	13		at SEA - 1/6/07*...5	1	6	0	0.0	--	0	0	0	0	1

2007 (DAL)U A T TFL SK QH FF FR INT PD	2010 (DAL)U A T TFL SK QH FF FR INT PD
vs. NYG - 9/9.....INACTIVE	at WAS - 9/12*....1 0 1 0 0.0 -- 0 0 0 1
at MIA - 9/16.....INACTIVE	vs. CHI - 9/19*....4 1 5 0 0.0 -- 0 0 0 1
at CHI - 9/23.....0 2 2 0 0.0 -- 0 0 0 1	at HOU - 9/26*....7 0 7 0 0.0 -- 0 1 0 2
vs. STL - 9/30.....4 1 5 0 0.0 -- 0 0 0 0	vs. TEN - 10/10*...1 1 2 0 0.0 -- 0 0 0 1
at BUF - 10/8*....4 1 5 1 0.0 -- 0 0 1 1	at MIN - 10/17*....4 0 4 0 0.0 -- 0 0 0 0
vs. NE - 10/14*....9 0 9 0 0.0 -- 1 0 0 1	vs. NYG - 10/25*...4 0 4 0 0.0 -- 0 0 1 2
vs. MIN - 10/21*...1 0 1 0 0.0 -- 0 0 0 1	vs. JAX - 10/31*...1 0 1 0 0.0 -- 0 0 0 0
at PHI - 11/4*....7 1 8 0 0.0 -- 0 0 0 1	at GB - 11/7*....3 1 4 0 0.0 -- 0 0 0 0
at NYG - 11/11*....4 3 7 0 0.0 -- 0 0 0 2	at NYG - 11/14*...4 1 5 1 0.0 -- 0 0 0 0
vs. WAS - 11/18*...3 1 4 0 0.0 -- 0 0 1 3	vs. DET - 11/21*...6 0 6 0 0.0 -- 0 0 1 1
vs. NYJ - 11/22*...1 1 2 0 0.0 -- 0 0 1 1	vs. NO - 11/25*...7 1 8 0 0.0 -- 0 0 0 1
vs. GB - 11/29*...5 0 5 0 0.0 -- 0 0 1 2	at IND - 12/5*....7 3 10 0 0.0 -- 0 0 0 0
at DET - 12/9*....7 1 8 0 0.0 -- 0 0 0 0	vs. PHI - 12/12*...6 1 7 0 0.0 -- 0 0 0 0
vs. PHI - 12/16*...2 0 2 0 0.0 -- 0 0 0 1	vs. WAS - 12/19*...5 2 7 0 0.0 -- 0 0 1 1
at CAR - 12/22*...4 0 4 0 0.0 -- 0 0 0 1	at ARI - 12/25*...4 1 5 0 0.0 -- 0 0 0 2
at WAS - 12/30.....INACTIVE	at PHI - 1/2/11*...3 2 5 0 0.0 -- 0 0 2 2
2007..GP/GS: 13/11...51 62 1 0.0 -- 1 0 4 15	2010..GP/GS: 16/16...67 14 81 1 0.0 -- 0 1 5 14
2007 PLAYOFFS	
vs. NYG - 1/13/08*...0 0 0 0 0.0 -- 0 0 0 0	
2008 (DAL)U A T TFL SK QH FF FR INT PD	2011 (DAL)U A T TFL SK QH FF FR INT PD
at CLE - 9/7.....INACTIVE	at NYJ - 9/11.....INACTIVE
vs. PHI - 9/15*....1 0 1 0 0.0 -- 0 0 0 0	at SF - 9/18.....INACTIVE
at GB - 9/21*....3 1 4 0 0.0 -- 0 0 0 0	vs. WAS - 9/26*...0 1 1 0 0.0 -- 0 0 0 1
vs. WAS - 9/28*...5 1 6 0 0.0 -- 0 0 0 0	vs. DET - 10/2*....4 2 6 0 0.0 -- 0 0 0 0
vs. WAS - 9/28.....INACTIVE	at NE - 10/16*....4 2 6 0 0.0 -- 0 1 1 1
at ARI - 10/12.....INACTIVE	vs. STL - 10/23*...0 2 2 0 0.0 -- 0 0 0 0
at STL - 10/19.....INACTIVE	at PHI - 10/30*...5 2 7 0 0.0 -- 0 0 0 1
vs. TB - 10/26.....INACTIVE	vs. SEA - 11/6*....4 1 5 0 0.0 -- 0 0 1 2
at NYG - 11/2.....INACTIVE	vs. BUF - 11/13*...4 0 4 0 0.0 -- 0 0 2 2
at WAS - 11/16*...5 2 7 1 0.0 -- 0 0 1 2	at WAS - 11/20*...5 1 6 1 0.0 -- 0 0 0 1
vs. SF - 11/23*....4 1 5 0 0.0 -- 0 0 0 1	vs. MIA - 11/24*...1 1 2 0 0.0 -- 0 0 0 1
vs. SEA - 11/27*...2 0 2 0 0.0 -- 0 0 1 1	at ARI - 12/4*....0 0 0 0 0.0 -- 0 0 0 0
at PIT - 12/7*....1 0 1 1 0.0 -- 0 0 2 2	vs. NYG - 12/11*...2 1 3 0 0.0 -- 0 0 0 1
vs. NYG - 12/14*...6 1 7 1 0.0 -- 0 0 2 2	at TB - 12/17*...3 2 5 0 0.0 -- 0 0 0 0
vs. BAL - 12/20*...2 1 3 0 0.0 -- 0 0 0 2	vs. PHI - 12/24*...5 0 5 0 0.0 -- 0 0 0 0
at PHI - 12/28*...2 1 3 0 0.0 -- 0 1 0 2	at NYG - 1/1/12*...3 2 5 0 0.0 -- 0 0 0 0
2008..GP/GS: 10/10...31 8 39 3 0.0 -- 0 1 4 13	2011..GP/GS: 14/14...40 17 57 1 0.0 -- 0 1 4 10
2009 (DAL)U A T TFL SK QH FF FR INT PD	2012 (CIN)U A T TFL SK QH FF FR INT PD
at TB - 9/13*....6 1 7 1 0.0 -- 0 0 0 1	at BAL - 9/10*....0 0 0 0 0.0 -- 0 0 0 0
vs. NYG - 9/20*...4 2 6 0 0.0 -- 0 0 0 0	vs. CLE - 9/16*....4 4 8 0 0.0 -- 1 0 0 0
vs. CAR - 9/28*...5 1 6 0 0.0 -- 1 0 1 2	at WAS - 9/23*....4 4 8 1 0.0 -- 0 0 0 1
at DEN - 10/4*....3 0 3 0 0.0 -- 0 0 0 1	at JAX - 9/30*....2 1 3 0 0.0 -- 0 0 0 2
at KC - 10/11*....7 2 9 0 0.0 -- 0 0 0 2	vs. MIA - 10/7*...5 1 6 1 0.0 -- 0 1 0 0
vs. ATL - 10/25*...4 1 5 0 0.0 -- 1 0 0 1	at CLE - 10/14*...8 1 9 0 0.0 -- 0 0 0 0
vs. SEA - 11/1*....4 2 6 0 0.0 -- 1 0 0 2	vs. PIT - 10/21*...2 2 4 0 0.0 -- 0 0 0 0
at PHI - 11/8*....2 0 2 0 0.0 -- 0 0 0 1	vs. DEN - 11/4*....4 2 6 0 0.0 -- 0 0 2 3
at GB - 11/15*....9 0 9 0 0.0 -- 0 0 0 0	vs. NYG - 11/11*...5 2 7 1 0.0 -- 0 0 0 2
vs. WAS - 11/22*...1 0 1 1 0.0 -- 0 0 0 1	at KC - 11/18*....1 0 1 0 0.0 -- 0 0 0 1
vs. OAK - 11/26*...3 2 5 0 0.0 -- 0 0 0 3	vs. OAK - 11/25*...1 3 4 0 0.0 -- 0 0 0 2
at NYG - 12/6*....1 0 1 0 0.0 -- 0 0 0 2	at SD - 12/2*....1 1 2 0 0.0 -- 0 0 0 0
vs. SD - 12/13*...1 1 2 0 0.0 -- 0 0 1 2	vs. DAL - 12/9*...3 3 6 1 0.0 -- 0 0 0 2
at NO - 12/19*....2 1 3 0 0.0 -- 0 0 0 2	at PHI - 12/13*...3 0 3 0 0.0 -- 0 0 0 1
at WAS - 12/27*...1 0 1 0 0.0 -- 0 0 1 1	at PIT - 12/23*...6 2 8 0 0.0 -- 0 1 0 0
vs. PHI - 1/3/10*...1 0 1 0 0.0 -- 0 0 0 0	vs. BAL - 12/30.....INACTIVE
2009..GP/GS: 16/16...54 13 67 2 0.0 -- 3 0 3 21	2012..GP/GS: 15/15...49 26 75 4 0.0 0 1 2 2 14
2009 PLAYOFFS	2012 PLAYOFFS
vs. PHI - 1/9/10*...2 1 3 0 0.0 -- 0 0 0 1	at HOU - 1/5/13*...7 0 7 0 0.0 -- 0 0 0 1
at MIN - 1/17/10*...6 1 7 0 0.0 -- 0 0 0 0	
Totals..GP/GS: 2/2.....8 2 10 0 0.0 -- 0 0 0 11	

2013 (CIN).....	U	A	T	TFL	SK	QH	FF	FR	INT	PD	2016 (MIN).....	U	A	T	TFL	SK	QH	FF	FR	INT	PD
at CHI - 9/8*.....	3	1	4	1	0.0	--	0	0	0	0	at TN - 9/11*.....	6	1	7	0	0.0	0	0	0	0	0
vs. PIT - 9/16*.....	5	1	6	1	0.0	--	0	0	0	2	vs. GB - 9/18*.....	2	1	3	0	0.0	0	0	0	0	2
vs. GB - 9/22*.....	6	0	6	1	0.0	--	0	1	1	1	at CAR - 9/25*.....	4	1	5	0	0.0	0	0	0	1	1
at CLE - 9/29*.....	4	2	6	0	0.0	--	0	0	0	0	vs. NYG - 10/3*.....	3	1	4	0	0.0	0	0	0	0	1
vs. NE - 10/6*.....	2	0	2	0	0.0	--	0	0	0	1	vs. HOU - 10/9*.....	0	0	0	0	0.0	0	0	0	0	2
at BUF - 10/13*.....	3	1	4	0	0.0	--	0	0	0	2	at PHI - 10/23*.....	1	0	1	0	0.0	0	0	0	0	0
at DET - 10/20*.....	5	0	5	0	0.0	--	0	0	0	3	at CHI - 10/31*.....	2	0	2	0	0.0	0	0	0	0	4
vs. NYJ - 10/27*.....	3	0	3	1	0.0	--	0	0	0	0	vs. DET - 11/6*.....	3	0	3	1	0.0	1	0	0	0	1
at MIA - 10/31*.....	3	0	3	0	0.0	--	0	0	0	1	at WAS - 11/13*.....	3	1	4	0	0.0	0	0	0	0	1
at BAL - 11/10*.....	4	1	5	0	0.0	--	0	0	1	2	vs. ARI - 11/20*.....	1	1	2	0	0.0	0	0	0	0	0
vs. CLE - 11/17*.....	2	0	2	0	0.0	--	0	0	0	2	at DET - 11/24.....	INACTIVE									
at SD - 12/1*.....	1	0	1	0	0.0	--	0	0	0	0	vs. DAL - 12/1*.....	1	0	1	1	0.0	0	0	0	0	0
vs. IND - 12/8*.....	3	1	4	0	0.0	--	0	0	0	0	at JAX - 12/11.....	5	0	5	0	0.0	0	0	0	0	0
at PIT - 12/15.....	INACTIVE										vs. IND - 12/18*.....	3	0	3	0	0.0	0	0	0	0	1
vs. MIN - 12/22.....	INACTIVE										at GB - 12/24*.....	3	0	3	1	0.0	0	0	0	0	0
vs. BAL - 12/29.....	INACTIVE										vs. CHI - 1/1/17.....	0	2	2	0	0.0	0	1	0	0	1
2013 ..GP/GS: 13/13...44	7	51	4	0.0	0	0	1	2	14		2016 ..GP/GS: 15/10...37	8	45	3	0.0	1	1	0	1	14	

2013 PLAYOFFS

vs. SD - 1/5/14.....INACTIVE

2014 (CIN).....	U	A	T	TFL	SK	QH	FF	FR	INT	PD	2017 (MIN).....	U	A	T	TFL	SK	QH	FF	FR	INT	PD
at BAL - 9/7*.....	5	2	7	0	0.0	--	0	0	0	1	vs. NO - 9/11.....	6	1	7	0	0.0	0	0	0	0	0
vs. ATL - 9/14*.....	7	3	10	0	0.0	--	0	0	0	3	at PIT - 9/17.....	2	1	3	0	0.0	0	0	0	0	1
vs. TEN - 9/21*.....	0	2	2	0	0.0	--	0	0	0	1	vs. TB - 9/24.....	3	2	5	0	0.0	0	0	0	0	0
at NE - 10/5*.....	7	1	8	0	0.0	--	0	0	0	0	vs. DET - 10/1*.....	1	0	1	0	0.0	0	0	0	0	0
vs. CAR - 10/12*.....	3	2	5	0	0.0	--	0	0	0	1	at CHI - 10/9.....	3	1	4	0	0.0	0	0	0	0	1
at IND - 10/19*.....	3	0	3	0	0.0	--	0	0	0	0	vs. GB - 10/15*.....	5	4	9	0	0.0	0	0	0	0	0
vs. BAL - 10/26*.....	2	2	4	0	0.0	--	0	0	0	1	vs. BAL - 10/22.....	0	4	4	0	0.0	0	0	0	0	0
vs. JAX - 11/2*.....	4	2	6	0	0.0	--	0	0	0	1	at CLE - 10/29*.....	0	0	0	0	0.0	0	0	0	0	1
vs. CLE - 11/6*.....	2	3	5	0	0.0	--	0	0	0	0	at WAS - 11/12.....	1	1	2	0	0.0	0	0	0	0	1
at NO - 11/16.....	INACTIVE										vs. LAR - 11/19*.....	4	0	4	2	0.0	0	0	0	0	0
at HOU - 11/23*.....	2	1	3	0	0.0	--	0	0	0	1	at DET - 11/23*.....	0	0	0	0	0.0	1	0	0	0	0
at TB - 11/30*.....	4	1	5	0	0.0	--	0	0	1	2	at ATL - 12/3.....	0	0	0	0	0.0	0	0	0	0	0
vs. PIT - 12/7*.....	3	4	7	0	0.0	--	0	0	0	2	at CAR - 12/10.....										
at CLE - 12/14.....	INACTIVE										vs. CIN - 12/17.....										
vs. DEN - 12/22*.....	5	1	6	0	0.0	--	0	0	0	1	at GB - 12/23.....										
at PIT - 12/28.....	INACTIVE										vs. CHI - 12/31.....										
2014 ..GP/GS: 13/13...47	24	71	0	0.0	0	0	0	0	1	14	2017 ..GP/GS: 12/5....25	14	38	2	0	1	0	0	0	0	4

2014 PLAYOFFS

at IND - 1/4/15.....3 0 3 0 0.0 -- 0 0 0 1

2015 (MIN).....	U	A	T	TFL	SK	QH	FF	FR	INT	PD
at SF - 9/14*.....	7	2	9	0	0.0	0	0	0	0	0
vs. DET - 9/20*.....	3	1	4	0	0.0	0	0	0	0	1
vs. SD - 9/27*.....	4	2	6	0	0.0	0	0	0	0	1
at DEN - 10/4*.....	5	0	5	0	0.0	0	0	0	0	1
vs. KC - 10/18*.....	3	0	3	0	0.0	0	0	0	0	0
at DET - 10/25*.....	1	1	2	0	0.0	0	0	0	0	0
at CHI - 11/1*.....	8	4	12	0	0.0	0	0	0	0	1
vs. STL - 11/8*.....	2	0	2	0	0.0	0	0	0	0	0
at OAK - 11/15*.....	3	2	5	1	0.0	0	0	0	2	5
vs. GB - 11/22*.....	3	2	5	1	0.0	0	0	0	0	1
at ATL - 11/29*.....	0	1	1	0	0.0	0	0	0	1	2
vs. SEA - 12/6*.....	3	0	3	0	0.0	0	0	0	0	0
at AZ - 12/10*.....	1	2	3	0	0.0	0	0	0	0	0
vs. CHI - 12/20*.....	9	0	9	0	0.0	0	0	0	0	0
vs. NYG - 12/27*.....	3	0	3	1	0.0	0	0	0	0	1
at GB - 1/3/16*.....	3	1	4	0	0.0	0	0	0	0	1
2015 ..GP/GS: 16/16...58	18	76	3	0.0	0	0	0	0	3	14

2015 PLAYOFFS

vs. SEA - 1/10/16*.....1 0 1 0 0.0 0 0 0 0 0

PICK KINGS

Terence Newman is ranked 2nd among all active NFL players with 41 INTs, 20 of which have come with Mike Zimmer as his defensive coordinator or head coach (12 in DAL, 4 in CIN, 4 in MIN).

INTERCEPTION LEADERS AMONG ACTIVE PLAYERS

PLAYER.....	INTs
1) DeAngelo Hall, CB, Washington.....	43
2) Terence Newman, CB, Minnesota.....	41
3) Reggie Nelson, S, Oakland.....	35



#60 IFEADI ODENIGBO

POSITION: DEFENSIVE END
HEIGHT/WEIGHT: 6-3/258
DOB: 4-8-94
HOMETOWN: CENTERVILLE, OH

COLLEGE: NORTHWESTERN
ACQUIRED: D7b (#220) '17
NFL SEASON: R
VIKINGS SEASON: R

2017 GP/GS
PS

Career GP/GS
0/0

Playoffs GP/GS
0/0

• Is the 1st member of his family born in the United States; his parents emigrated from Nigeria.

• Did not play football until 10th grade.

OFF THE FIELD Majored in economics at Northwestern...The middle of 3 children, his parents came to the United States from Nigeria...His mother, Linda, is a pediatrician and father, Thomas, is a civil engineer...Linda came to United States in 1992, and 3 years later, Thomas made the move...Younger brother, Tito, is a defensive lineman at University of Illinois...Attended the same high school, Centerville (OH), as A.J. Hawk, Mike Nugent and Kirk Herbstreit.


PRO Selected in the 7th round (#220) of the 2017 NFL Draft by the Vikings, 1 of 4 picks in the 7th round...Joined Wildcats LB Anthony Walker (5th round, Indianapolis) being selected in the Draft...The 1st Northwestern player drafted by the Vikings since TE Steve Craig in 3rd round in 1974 and joins WR Jim Lash in the 3rd round in 1973 and WR Paul Flatley in the 4th round in 1963 as the only other Wildcats drafted by the Vikings.

2017 Signed to the Vikings practice squad on 9/3/17 after being released as a part of final roster cuts.

COLLEGE Helped Northwestern to a 10-3 mark as a junior in 2015...Played his final game as a Wildcat in Pinstripe Bowl win over Pittsburgh at Yankee Stadium...Ended collegiate career ranked 2nd in Northwestern school history with 23.5 sacks...

Earned 1st-Team All-Big Ten from conference coaches as a senior and 2nd-Team honors from league media...Led Big Ten with 10.0 sacks on the 2016 season...Tied school record and set personal career high with 4.0 sacks at Iowa in a 38-31 victory and had season-high 5 tackles...Had pair of sacks in win at Michigan State...Notched sacks against Minnesota and Illinois...Played in 12 of 13 games as a junior in 2015...Had season-high 1.5 sacks against Stanford as a junior...Notched 5.0 sacks on the season...Played in all 12 games as a sophomore...Played primarily on 3rd downs in 2014...Tied a Big Ten and became 1st conference player since Iowa DB Bob Sanders to notch 3 forced fumbles in a game, doing so against Western Illinois and went on to earn Wildcats Defensive Player of the Week, capping game with 3 tackles, 2.0 sacks, a FR and the 3 FFs...Batted a Wisconsin pass that was intercepted by teammate Jimmy Hall...Posted 5.5 sacks as a redshirt freshman in 2013, good for 2nd on the team...Had a sack in season opener at Cal...Had sacks against Nebraska, Minnesota and Wisconsin...Notched 9 tackles on the season, 6.5 of those were for a loss...Saw time in 1 game as a true freshman, playing against Vanderbilt before suffering season-ending injury but was granted hardship waiver and did not lose a year of eligibility.

PREP Standout in football and track at Centerville High in Dayton, Ohio...Ranked as #51 overall prospect by ESPN.com, the #6 DE prospect and the #1 player in Ohio and the Midwest Region...Ranked #99 in Rivals 100 and was #109 in Scout...A SuperPrep All-America choice...Competed in Under Armour All America game...Helped Centerville to a conference title as a senior...Ran anchor on 4x200 relay team that placed 3rd at state meet as a senior.



#4 RYAN QUIGLEY

POSITION: PUNTER
HEIGHT/WEIGHT: 6-2/205
DOB: 1-26-90
HOMETOWN: LITTLE RIVER, SC

COLLEGE: BOSTON COLLEGE
ACQUIRED: FA (ARI) '17
NFL SEASON: 5
VIKINGS SEASON: 1

2017 GP/GS
12/0

Career GP/GS
63/0 (45/0-NV); 6/0-ARI; 12/0-MIN)

Playoffs GP/GS
0/0

• Has the 2 best single-season net punting marks in New York Jets history with a 39.9 average in 2014 and 38.9 average in 2013.

OFF THE FIELD Double major in marketing and management & leadership...Had his number retired during the 2016 offseason at North Myrtle Beach HS, along with current Rams TE Temarrick Hemingway, becoming the 1st athletes in the school's history to have their numbers retired.

PRO Has appeared in 59 career games - 45 with the NY Jets and 6 with Arizona...Signed with the Vikings on 4/4/17...Signed with Arizona on 9/28/16 and released on 11/15/16...Signed with Jacksonville on 6/16/16 and released on 8/29/16...Signed with Philadelphia on 4/18/16 and released on 5/23/16...Signed with the N.Y. Jets on 4/12/13, was cut on 8/26/13 and then re-signed on 9/16/13...Originally entered the NFL as a rookie free agent with Chicago on 5/13/12 and was released on 9/10/12.

2017 Punted 5 times for 225 yards (45.0 avg.) at Atlanta (12/3) including 1 coffin-corner kick that pinned the Falcons at their own 2-yard line...Totalled 4 punts for 171 yards (42.8 avg.) with 2 downed inside the 20 at Detroit (11/23) on Thanksgiving Day...Punted 3 times for 137 yards (45.7 avg.) vs. LA Rams with 1 inside the 20...Booted 2 punts for 79 yards (39.5 avg.) at Washington (11/12)...Punted 9 times for 221 yards (36.8 avg.) with 2 inside the 20-yd line vs. Cleveland (10/29) at Twickenham stadium in London, England as a part of the NFL's International series...Booted 2 punts for 92 yards (46.0 avg) vs. Baltimore (10/22)...Punted 4 times vs. Green Bay (10/15), totaling 155 yards and pinning the Packers inside the 20-yd line 3 times...Booted 6 punts for 258 yards (43.0 avg.) at Chicago (10/9), including 2 falling inside the 20-yard line...Punted 5 times, totaling 201 yards, with 2 punts falling inside the 20-yard line vs. Detroit (10/1)...Recorded 3 punts for a net average of 40.3 vs. Tampa Bay (9/24)...Totalled 6 punts for 264 yards (44.0 avg.) at Pittsburgh (9/17), attempted a fake punt pass but was unsuccessful...Handled punting duties vs. New Orleans (9/11), totaling 2 punts for 87 yards, including 1 inside the 20.

2016 Appeared in 6 games and had 34 punts for 1,416 (41.6 avg) yards for the Arizona Cardinals...Totalled 13 punts inside the 20 and had a 37.2 net average...Tied a career high with 9 punts at San Francisco (10/6)...Recorded 2 special teams tackles - 1 vs. San Francisco (11/13) and 1 vs. Seattle (10/23)...Signed with Arizona on 9/28 and released on 11/15.

2015 Played in 15 games and had 75 punts for 3,287 yards (43.8 avg)...Had 36.5-yard net average and a career-best 27 punts inside the 20 with just 4 touchbacks...Landed a career-high 5 of his career-high-tying 9 punts inside the 20 vs. Jax(11/8).

2014 Appeared in all 16 games and set career highs with 78 punts for 3,580 yards (45.9)...Posted a career-best net average of 39.9...Both gross average and net average were Jets single-season franchise records...Landed 23 punts inside the 20 and had 9 touchbacks...Set a career best with a 51.7-yard average on 6 punts vs. Detroit (9/28)...Set his career-high net average the following week at San Diego (10/5) with a 49.6 mark...Completed his 1st and only career pass for 38 yards on a fake punt at Miami (12/28).

2013 Played in 14 games and had 72 punts for 3,278 yards (45.5 avg)...Posted a then franchise-record net average of 38.9 yards and had 21 punts inside the 20 with just 3 touchbacks...Released during preseason and re-signed on 9/16 and made NFL debut on vs. Buffalo (9/22)...Had a season-high net average of 45.6 yards on 5 punts at Cincinnati (10/27)...Totalled 411 yards, a career best, on 8 punts at Baltimore (11/24).

COLLEGE Played in 52 games during his 4 seasons (2008-11) at Boston College...Punted 284 times for 11,418 yards (40.2 avg)...Was 4th in the nation with 28 punts inside the 20 as a senior in 2011...Led the ACC with 3,282 yards and 26 punts inside the 20 as a junior...Named honorable mention all-conference as a sophomore when he tallied 23 punts inside the 20 and ranked 5th in the ACC with a 40.8-yard average...Won the punting and kickoff duties by the midway point of this freshman year in 2008.

PREP Won North Myrtle Beach's Top Male Student-Athlete Award in 2008...Also played basketball and soccer in high school...Was the 2007 Statewide Special Teams Player of the Year from the South Carolina Football Coaches Association.


QUIGLEY'S NFL TOTALS

Year.....	GP/GS	No	Yds	Gr Avg	Net Avg	Long	IN20	TBs	STT
2013 (NYJ)	14/0	72	3,278	45.5	38.9	67	21	3	1
2014 (NYJ)	16/0	78	3,580	45.9	39.9	69	23	9	0
2015 (NYJ)	15/0	75	3,287	43.8	36.5	68	27	4	0
2016 (Ari)	6/0	34	1,416	41.6	37.2	55	13	2	2
2017 (MIN)	12/0	48	2,011	41.9	40.0	55	18	0	0
Totals	63/0	307	13,572	44.2	38.5	69	102	18	3

Other: Passing: 1/2, 38 Yards, 95.8 rating

SINGLE-GAME CAREER HIGHS

- Punts..... 9..... vs. Jacksonville, 11/8/15; at San Francisco, 10/6/16
- Punting Yards..... 411..... at Baltimore, 11/24/13
- Punting Average..... 51.7..... vs. Detroit, 9/28/14
- Net Average..... 49.6..... at San Diego, 10/5/14
- Long Punt..... 69..... vs Pittsburgh, 11/9/14
- Inside 20-Yd line..... 5..... vs. Jacksonville, 11/8/15
- Special Teams Tackle..... 1..... 3x, last vs. San Francisco, 11/13/16



#71 RILEY REIFF

POSITION: TACKLE
HEIGHT/WEIGHT: 6-6/305
DOB: 12-1-88
HOMETOWN: PARKSTON, SD

COLLEGE: IOWA
ACQUIRED: FA (DET) '17
NFL SEASON: 6
VIKINGS SEASON: 1

2017 GP/GS	Career GP/GS	Playoffs GP/GS
12/12	89/81 (77/69 - DET; 12/12 - MIN)	1/1 - DET

- Younger brother, Brady, plays football at Iowa.
- Native of Parkston, South Dakota, grew up near former Vikings LB Chad Greenway's hometown and signed with the team as a free agent just days after Greenway's retirement.

OFF THE FIELD Avid outdoorsman, enjoys hunting and fishing in all 4 seasons...Majored in interdepartmental studies at Iowa...Younger brother, Brady, is a defensive lineman at Iowa...A standout wrestler with 3 state titles under his belt and a 121-1 record, was recruited for wrestling and football at South Dakota State...Took part in 2nd annual Celebrity Walleye Classic fishing tournament hosted by the Boys & Girls Clubs of the Sioux Empire in his home state of South Dakota to raise money to support their programs for local kids.

PRO Acquired by the Vikings as a free agent from Detroit, he was the 1st player signed by the club when free agency opened on 3/9/17...Only missed 3 games in 5 seasons for Detroit, starting 69 of his 77 regular-season games played and the 1 playoff contest...Protected Lions QB Matthew Stafford as he set franchise record for career TD passes...Paved the way for Reggie Bush to rush for 1,006 yards in 2013, the lone 1,000-yard RB during his tenure with the Lions...Helped Detroit ascend from a 4-12 record during his rookie season to make the playoffs in 2014 and 2016, notching an 11-5 mark in 2014; the 11-5 mark was the best by the Lions since the 12-4 record in 1991...Originally joined the Lions as the 23rd overall pick in the 2012 Draft, the 2nd T selected that year behind Minnesota taking Matt Kalil.

2017 Started at LT at Atlanta (12/3)...Started at LT at Detroit (11/23) on Thanksgiving Day...Started at LT vs. LA Rams (11/19) and helped the Vikings tie the franchise record (since 1982) with a 5th game without allowing a sack...Started at LT at Washington (11/12) and protected Case Keenum as the OL line did not allow a sack for the 4th time this year, tops in the NFL...Started at LT vs. Cleveland (10/29) at Twickenham stadium in London, England as a part of the NFL's International series...Started at LT vs. Baltimore (10/22) and left due to a knee injury...Started at LT vs. Green Bay (10/15) and at Chicago (10/9)...Started at LT versus his former team vs. Detroit (10/1)...Appeared in the 80th game of his career when he started at LT vs. Tampa Bay (9/24)...Started at LT at Pittsburgh (9/17)...Started at LT vs. New Orleans (9/11) in his Vikings debut and paved the way for Vikings rookie RB Dalvin Cook to set the Vikings rookie record for rushing yards in their debut (127).

2016 Started 14 games at RT, missing 2 regular-season contests and the Wild Card Playoff game...Helped Lions go 9-7 and finish runner-up in the NFC North...Lions had 8 comeback wins during the season to set NFL record...Lions offense had #11 passing attack in the NFL and featured 5 players with 50+ catches, the 5th time the feat has been achieved in NFL history and the 1st time in Lions history...Helped QB Matthew Stafford pass 30,000 career passing yards in the fewest games in NFL history (109), breaking the mark of 114 held by Dan Marino and Kurt Warner.

2015 Started all 16 games at LT...Lions notched 7-9 mark on the season...Team ranked #9 in NFL in passing offense...Helped Stafford throw for 4,327 yards and 32 TDs, giving him a tie for 2nd-most TD passes in a season and trailing only his own club record of 41...Was the only Lions lineman to start every game during the season.

2014 Started all 15 games at LT...Helped Lions notch 11-5 mark to finish 2nd in NFC North and earn playoff berth...The 11 wins was the best by the club since 1991 when the team went 12-4...Lions posted the #12 passing offense in the NFL...Missed 1st game of his career in annual Thanksgiving Day match vs. Chicago (11/27)...Lions offense had a pair of 1,000+ yard WRs with Golden Tate (1,331) and Calvin Johnson (1,077) while Stafford passed for 4,257 yards.

2013 Started all 16 games at LT and helped Lions rank #6 in NFL in total offense and #3 in passing offense...Club averaged 392.1 yards per game...Ranked #2 in the NFL with only 23 sacks allowed...Lions posted 7-9 mark on the season...Bush led team on the ground with 1,006 yards and Stafford threw for 3,650 and 29 TDs.

2012 Selected by teammates as the Mel Farr Rookie of the Year award winner...Played in all 16 games with 8 starts as team went 4-12...Lions offense ranked #3 in NFL total offense and #2 in passing offense in the league...Started as a TE in an unbalanced line formation vs. Minnesota (9/30)...Opened 1st career game at LT vs. Houston (11/22) in Thanksgiving Day game in place of injured Jeff Backus...Returned a short kickoff for 10 yards at Green Bay (12/9)...Protected Stafford as he threw for 4,967 yards, the 2nd-best total in Lions history behind his own 5,038 in 2011.

COLLEGE Started 37 of 39 career games for Hawkeyes...Named 1st-Team All-Big 10 as a senior and started all 13 games...Helped pave the way for Iowa's offense to churn out 403 yards of offense in FedEx Orange Bowl win over Georgia Tech...Orange Bowl win was 1st major bowl win for team since 1959 Rose Bowl.

PREP Honored as South Dakota's Gatorade Player of the Year as a senior at Parkston High...Earned 1st-Team All-State 3 times, at DE as a sophomore and junior and at TE as a senior...Won 3 state wrestling titles and amassed a 121-1 record.

REIFF'S CAREER GAMES

Year	GP
2012 (Det)	16/8
2013 (Det)	16/16
2014 (Det)	15/15
Playoffs	1/1
2015 (Det)	16/16
2016 (Det)	14/14
Playoffs	0/0
2017 (Min)	12/12
Totals	89/81
Playoffs	1/1

CASE PROTECTORS

VIKINGS MOST GAMES IN A SEASON W/OUT A SACK - BY QB

PLAYER, YEAR	GAMES
Case Keenum, 2017	6
4 tied	4

2017 FEWEST SACKS (MIN 200 ATTEMPTS)

PLAYER, TEAM	SACKS/ATTEMPTS
Case Keenum, MIN	9/360
Philip Rivers, LAC	13/431
Derek Carr, OAK	14/379

MOST GAMES WITHOUT A SACK | VIKINGS SINGLE SEASON HISTORY

YEAR	GAMES
2017	5
2016	5
1991	5
1998	4



#72 MIKE REMMERS

POSITION: TACKLE
HEIGHT/WEIGHT: 6-5/310
DOB: 4-11-89
HOMETOWN: PORTLAND, OR

COLLEGE: OREGON STATE
ACQUIRED: FA (CAR) '17
NFL SEASON: 5
VIKINGS SEASON: 1

2017 GP/GS

8/8

Career GP/GS

46/45 (1/0-SD; 37/37-CAR; 8/8-MIN)

Playoffs GP/GS

5/5 - CAR

- Started 50 consecutive games – 45 regular season and 5 playoff (including Super Bowl 50) – for the Panthers after being elevated from the Rams practice squad in 2014 and continued the streak in Minnesota until suffering a concussion in Week 8.
- Spent part of the 2013 season (Weeks 13-14 and 16-17) and 2014 offseason with Minnesota.
- Made his NFL debut for the Chargers in 2013 2 weeks after being activated from the Buccaneers practice squad.
- Originally signed with the Broncos as a rookie free agent and spent the 2012 campaign on Denver's practice squad.

OFF THE FIELD Loves golfing, drones and photography.

PRO Has not missed a start (32 regular season and 5 postseason games) since being elevated to the Panthers active roster from the Rams practice squad in 2014...Helped Carolina earn a 15-1 regular season record and a trip to Super Bowl 50 following the 2015 regular season.

2017 Inactive in Weeks 10-13...Started at RT vs. Cleveland (10/29) at Twickenham stadium in London, England as a part of the NFL's International series and left due to a concussion...Started at RT vs. Baltimore (10/22) and led the way for Latavius Murray to rack up 113 yards on 18 carries (6.3 avg) while also not allowing a sack...Started at RT vs. Green Bay (10/15), at Chicago (10/9) and vs. Detroit (10/1)...Started at RT vs. Tampa Bay (9/24), protecting Case Keenum as he set a career-high with 369 passing yards...Started at RT at Pittsburgh (9/17) in the 40th game of his career...Started at RT in his Vikings debut vs. New Orleans (9/11) and led the way for Vikings rookie RB Dalvin Cook as he set the Vikings rookie record for rushing yards in their debut (127).

2016 Started all 16 games (13 at LT and 3 at RT) for the 2nd-consecutive season, helping the Panthers rank 10th in the NFL in rushing yards (1,814) and rushing TDs (16, tied)...Helped paved the way for an offensive unit that gained 100+ rushing yards in 11 games and blocked for a rushing attacked that averaged 4.0 yards per carry.

2015 Started all 16 games at RT, helping the Panthers finish the season with a 15-1 record and advance to Super Bowl 50...Part of an offensive unit that gained the NFL's 2nd-most rushing yards (2,282) and the 10th-best yards-per-carry average (4.3)...Part of the NFL's only offense to gain 100+ rushing yards in all 16 regular-season games, reaching the 100-yard mark on the ground in all 3 playoff games, as well...Helped set team record with an NFL-leading 500 points and 59 touchdowns...Protected Cam Newton as the QB finished the season with 3,837 passing yards, 35 passing TDs, 636 rushing yards and 10 rushing TDs on his way to earning the 2015 NFL MVP award.

2014 Started 7 consecutive games, including both playoff contests, at RT after being elevated to the Panthers active roster from the Rams practice squad on 10/28...Helped the Panthers average 195.0 rushing yards per game and secure 4 wins in his 5 starts after the team averaged 96.5 rushing yards in the 1st 11 games of the season... Helped pave the way for the Panthers to rush for 320 yards in their 2 playoff games...Made

the first start of his NFL career at RT at Minnesota (11/30)...Spent the offseason with the Vikings prior to being added to the Rams practice squad before Week 1.

2013 Joined the Vikings on 11/25 after being waived by San Diego on 11/23...Made his NFL debut with the Chargers at Jacksonville (10/20)...Elevated to the Chargers active roster from Tampa Bay's practice squad...Joined the Buccaneers practice squad after spending the offseason and training camp with the club.

2012 Spent most of the season on Tampa Bay's practice squad after signing with the club in Week 2...Spent the offseason and training camp with the Broncos after signing with the club as a rookie free agent.

COLLEGE Walked on at Oregon State, where he appeared in 50 games (44 starts) at both LT and RT...Started 12 games at LT as a senior and 12 games at RT as a junior...Finalist for the Burlsworth Trophy, given annually to the best player in the country who began his career as a walk-on, as a junior...All-Pac-10 honorable mention as a junior...Earned a scholarship prior to his sophomore season.

PREP Attended Jesuit High School in Portland, Oregon...2-sport athlete that helped lead the Crusaders to 2 state championships in football.

REMMERS' CAREER GAMES/STARTS

Year	GP/GS
2012 (TB)	PS
2013 (SD)	1/0
2014 (CAR)	5/5
Playoffs	2/2
2015 (CAR)	16/16
Playoffs	3/3
2016 (CAR)	16/16
2017 (MIN)	8/8
Totals	46/45
Playoffs	5/5

CASE PROTECTORS

VIKINGS MOST GAMES IN A SEASON W/OUT A SACK - BY QB

PLAYER, YEAR	GAMES
Case Keenum, 2017	6
4 tied	4

2017 FEWEST SACKS (MIN 200 ATTEMPTS)

PLAYER, TEAM	SACKS/ATTEMPTS
Case Keenum, MIN	9/360
Philip Rivers, LAC	13/431
Derek Carr, OAK	14/379

MOST GAMES WITHOUT A SACK | VIKINGS SINGLE SEASON HISTORY

YEAR	GAMES
2017	5
2016	5
1991	5
1998	4



#38

HORACE RICHARDSON

POSITION: CORNERBACK
HEIGHT/WEIGHT: 5-11/199
DOB: 9-28-93
HOMETOWN: FORT WORTH, TX

COLLEGE: SMU
ACQUIRED: UDFA '17
NFL SEASON: 1
VIKINGS SEASON: 1

2017 GP/GS
PS

Career GP/GS
0/0

Playoffs GP/GS
0/0

most in the nation, earning him 1st-Team All-AAC honors... Named AAC Defensive Player of the Week after he returned 2 INTs for TDs at East Carolina (11/13/16).

OFF THE FIELD Aspires to a career in environmental studies...earned his degree in environmental studies.

PRO Joined Vikings as a rookie free agent following the 2017 Draft...Released by the Vikings on 9/2/17...Signed to the Vikings practice squad on 9/3/17.

2017 Signed to the Vikings practice squad on 9/3/17 after being released as a part of final roster cuts.

COLLEGE Played in 37 games in his Mustang career...Started 25 games over his final 3 seasons...Posted 10 career INTs, including 6 his senior season, leading the AAC and tied for 7th

PREP Attended Everman (Fort Worth,Texas) High School... Lettered in basketball and track...Named District 7-4A Utility Player of the Year and 1st-Team All-District honors as a DB... Member of the National Honor Society.



#29

XAVIER RHODES

POSITION: CORNERBACK
HEIGHT/WEIGHT: 6-1/218
DOB: 6-19-90
HOMETOWN: MIAMI, FL

COLLEGE: FLORIDA STATE
ACQUIRED: D1B (#25) '13
NFL SEASON: 5
VIKINGS SEASON: 5

2017 GP/GS
12/12

Career GP/GS
71/64

Playoffs GP/GS
1/1

1967...Selected #25 overall in 2013 by the Vikings...Declared for NFL Draft after his junior season at FSU...Was the 4th DB in team history selected in the 1st round and the 2nd CB among the 4, joining 2012 pick Harrison Smith in consecutive seasons at DB in 1st round.

- Named to the **Pro Bowl** in 2016 for 1st time in his career.
- Set a new career high with 5 INTs in 2016, including 2 vs. Arizona, 11/20/16, the most by a Vikings CB since Brian Williams (5) in 2003.
- Set Vikings rookie record with 23 passes defended in 2013, the 2nd-most passes defended in a season in team history.

OFF THE FIELD Majored in social science at Florida State and is 16 credits shy of graduating...Joined teammates for the Adoption Family FunFest at Winter Park during 2013 season, supporting families who adopt...Hosts annual holiday shopping sprees for UofM Masonic Children's Hospital patients to spread some cheer...Attended the same high school (Miami Norland) as Steelers WR Antonio Brown, where they both attended in 2005...Would like to run his own business after football...Active with his college coach Jimbo Fisher's charity, Kidz1stFund, and regularly attends fundraisers and donates to the cause...Has a son, Justin, and daughter, Journey.

HONORS Selected the 2016 **Minnesota Vikings Defensive MVP**...Named to 2016 **Pro Bowl** and the **NFC Defensive Player of the Week** 11/20/16 vs. Arizona.

PRO Has 9 career INTs...Earned his 1st career **Pro Bowl** nod and 2016 **Minnesota Vikings Defensive MVP** honors after snagging a career-best 5 INTs...Finished 4th in the NFL, 2nd in the NFC, with 18 passes defended in 2014...Led team in PBU's during 2013-14 seasons...Started all 16 games as a 2nd-year player...1st NFL interception at Chicago (11/16/14) off Jay Cutler...Started 6 of the 13 games he played as a rookie, missing the final 3 games with ankle injury...Set Vikings rookie record with 23 passes defended in 2013...Part of the Vikings 3-member 1st-round draft class in 2013, only the 2nd time in team history the team has had 3 picks in the 1st round, the other coming in

2017 Compiled 7 tackles (6 solo) at Atlanta (12/3) as All-Pro WR Jurrell Jones was held to 2 catches for 24 yards...Tallied 8 tackles (5 solo), an INT and 2 PD at Detroit (11/23)...Made 2 solo stops vs. LA Rams (11/19)...Made 2 solo tackles at Washington (11/12)...Recorded 3 tackles (2 solo) and a PBU vs. Cleveland (10/29) at Twickenham stadium in London, England as a part of the NFL's International series...Totaled 2 tackles (1 solo) vs. Baltimore (10/22) and helped limit the Ravens to 186 passing yards...Tallied 4 solo tackles, his 1st INT of the year and a pass defended vs. Green Bay (10/15)...Posted 1 solo tackle at Chicago (10/9) and was not throw at for the 1st time in his NFL career...Compiled 4 solo tackles, 1 TFL and a pass defended vs. Detroit (10/1)...Posted 4 solo tackles and a pass defended vs. Tampa Bay (9/24)...Recorded 4 solo tackles and a pass defended at Pittsburgh (9/17)...Registered 5 tackles (4 solo) vs. New Orleans (9/11) to open the season.

2016 Started all 14 games he appeared in, having his best season as a pro...Hauled in his 5th INT of the season to increase his single-season career high while also contributing 5 total tackles (4 solo) vs. Chicago (1/1)...Posted a season-high 8 tackles (6 solo) vs. Indianapolis (12/18)...Tallied 2 solo tackles and a pass defended at Jacksonville (12/11)...Secured his second TFL of the season along with 2 solo tackles vs. Dallas (12/1)...Had the best performance of his career vs. Arizona tallying 2 INTs, including 1 returned 100 yards for a score while also contributing 3 total tackles...Tallied 5 tackles (4 solo) as well as a season-high 3 passes defended at Chicago (10/31)...1 of 3 players (Yannick Ngakoue, JAX & Ramik Wilson, KC) to have an INT, FF and TFL in the same game in 2016 after totaling 4 tackles, 1 TFL, 1 FF, 1 INT and 2 passes defended at Philadelphia (10/23)...Had 2 tackles and a pass defended vs. Houston (10/9)...Caught 1st INT of the season and helped limit Odell Beckham, Jr. to a career-low

23 receiving yards on 3 catches vs. N.Y. Giants (10/3)...Started at Carolina (9/25) and had 1 PBU in his return from a knee injury...Inactive at Tennessee (9/11) and vs. Green Bay (9/18).

2015 Started every game in regular season and Wild Card playoff game for NFC North champions...Snared INT off Aaron Rodgers in end zone of game at Lambeau (1/3/16) in regular-season finale that gave Vikings the Division title...Helped Vikings rank #5 in NFL in points allowed per game and rank #12 in NFL in passing defense...Part of Vikings defensive backfield that featured 4 players who were 1st-round draft picks - Harrison Smith, Trae Waynes, Terence Newman and Rhodes... Notched season-high 7 tackles at San Francisco (9/14) in season opener and had season-high 3 passes defended at Arizona (12/10).

2014 Started all 16 games in a breakout season for the 2nd year CB...Worked closely with Head Coach Mike Zimmer and DB coach Jerry Gray...Finished the season with a team-high 18 passes defended, ranked 4th in the NFL and 2nd in the NFC...A major part in the Vikings pass defense improving to 7th overall in the NFL after being ranked 31st in 2013...Recorded his 1st NFL interception off Jay Cutler at Chicago (11/16)...Tied career-high with 4 passes defended vs. Atlanta (9/28)...Posted 4 games with multiple passes defended.

2013 Set Vikings rookie record with 23 passes defended, the 2nd most in team history...Started 6 games and saw action in 13, missing final 3 with ankle injury...Opened game at Green Bay (11/24), ended with season-high 9 tackles and 4 passes defended...Started consecutive games at Dallas (11/3) and vs. Washington (11/7)...Started NFL debut in season opener at Detroit (9/8) when team opened in nickel defense...Notched season-high 8 tackles, a TFL and PD vs. Green Bay (10/27).

COLLEGE Appeared in 43 games at Florida State, making 38 starts...Was part of teams that went 38-16 during his FSU career...Won the ACC Atlantic Division in 2010 and 2012...Won the ACC Championship in 2012...4-0 in bowl games at FSU with wins at the Gator Bowl, Chick-Fil-A Bowl, Champs Sports Bowl and the BCS Orange Bowl...Earned 1st-Team All-ACC honors following his junior season...ACC Defensive Rookie of the Year in 2010.

PREP Attended Norland High in Miami, playing RB and WR... Led Norland in both rushing and receiving as a senior, earned *Miami Herald* All-Dade honors on both offense and defense.

RHODES' NFL TOTALS

Year.....	GP/GS	Tackles					INTs	PBU	TFL	QBH	FF/FR	Special Teams
		Solo	Asst.	Total	Sacks							
2013 (Min).....	13/6	48	13	61	0.0	0	23	2	0	1/0	1	
2014 (Min).....	16/16	43	10	53	0.0	1 (0)	18	3	0	0/0	0	
2015 (Min).....	16/16	55	13	68	0.0	1 (0)	13	1	0	0/0	0	
Playoffs.....	1/1	3	0	3	0.0	0	2	0	0	0/0	0	
2016 (Min).....	14/14	42	12	54	0.0	5 (133)	14	2	0	1/0	0	
2017 (Min).....	12/12	39	7	46	0.0	2 (23)	7	1	0	0/0	0	
Totals	71/64	227	55	282	0.0	9 (156)	75	9	0	2/0	1	
Playoffs	1/1	3	0	3	0.0	0	2	0	0	0/0	0	

SINGLE-GAME CAREER HIGHS

Tackles..... 9..... at Green Bay, 11/24/13
 Solo Tackles..... 7..... 3x, last vs. Chicago, 12/1/13
 Interception..... 2..... vs. Arizona, 11/20/16
 Passes Defended..... 4..... 4x, last vs. Atlanta, 9/28/14
 Tackle For Loss..... 1..... 9x, last vs. Detroit 10/1/17
 Forced Fumble..... 1..... 3x, last at Philadelphia, 10/23/16
 ST Tackle..... 1..... vs. Pittsburgh, 9/29/13

RHODES' INTERCEPTIONS

GAME	QB	INTs (Yds)
@ Chicago, 11/16/14	Jay Cutler	1 (0)
@ Green Bay, 1/3/16	Aaron Rodgers	1 (0)
vs. NY Giants, 10/3/16	Eli Manning	1 (29)
@ Philadelphia, 10/23/16	Carson Wentz	1 (0)
vs. Arizona, 11/20/16	Carson Palmer	2 (100)
vs. Chicago, 1/1/17	Matt Barkley	1 (4)
vs. Green Bay, 10/15/17	Brett Hundley	1 (2)
at Detroit, 11/23/17	Matthew Stafford	1 (21)
Total.....		9 (156)

U.S. BANK STADIUM SIGNATURE ITEMS

With plenty of space inside the 1.75 million-square foot building, the Vikings turned to local artists to create a collection that will cover otherwise barren walls. Approximately 40 artists were commissioned following a selection process to create hundreds of pieces of art including 350 original pieces of work, 250 photographs and 12,000 square feet of wall graphics. Included in the stadium's art collection are three former players - Matt Blair (photography), Carl Eller (sculpture) and Jim Marshall (drawing).



RHODES' CAREER GAME-BY-GAME (* starts)

2013.....U	A	T	TFL	SK	QH	FF	FR	INT	PD	2016.....U	A	T	TFL	SK	QH	FF	FR	INT	PD
at DET - 9/8*2	0	2	0	0.0	0	0	0	0	0	at TN - 9/11.....INACTIVE									
at CHI - 9/151	2	3	0	0.0	0	0	0	0	1	vs. GB - 9/18INACTIVE									
vs. CLE - 9/221	0	1	0	0.0	0	0	0	0	0	at CAR - 9/25*.....0	0	0	0	0.0	0	0	0	0	1
vs. PIT - 9/29.....4	0	4	0	0.0	0	0	0	0	1	vs. NYG - 10/3*2	0	2	0	0.0	0	0	0	0	1
vs. CAR - 10/132	0	2	0	0.0	0	0	0	0	2	vs. HOU - 10/9*.....2	0	2	0	0.0	0	0	0	0	1
at NYG - 10/21.....4	0	4	0	0.0	0	0	0	0	3	at PHI - 10/23*4	0	4	1	0.0	0	1	0	1	2
vs. GB - 10/27.....7	1	8	1	0.0	0	0	0	0	1	at CHI - 10/31*4	1	5	0	0.0	0	0	0	0	3
at DAL - 11/3*6	1	7	0	0.0	0	0	0	0	2	vs. DET - 11/6*5	2	7	0	0.0	0	0	0	0	0
vs. WAS - 11/7*7	0	7	0	0.0	0	0	0	0	0	at WAS - 11/13*2	4	6	0	0.0	0	0	0	0	0
at SEA - 11/17.....1	1	2	0	0.0	0	0	0	0	1	vs. ARI - 11/20*2	1	3	0	0.0	0	0	0	2	2
at GB - 11/24*4	5	9	0	0.0	0	0	0	0	4	at DET - 11/24*3	1	4	0	0.0	0	0	0	0	0
vs. CHI - 12/1*7	1	8	1	0.0	0	0	0	0	4	vs. DAL - 12/1*2	0	2	1	0.0	0	0	0	0	0
at BAL - 12/8*2	2	4	0	0.0	0	1	0	0	4	at JAX - 12/11*2	0	2	0	0.0	0	0	0	0	1
vs. PHI - 12/15.....INACTIVE										vs. IND - 12/18*6	2	8	0	0.0	0	0	0	0	1
at CIN - 12/22.....INACTIVE										at GB - 12/24*4	0	4	0	0.0	0	0	0	0	0
vs. DET - 12/29INACTIVE										vs. CHI - 1/1/17*4	1	5	0	0.0	0	0	0	1	1
2013 ..GP/GS: 13/6...48	13	61	2	0.0	0	1	0	0	23	2016 ..GP/GS: 14/14...42	12	54	2	0.0	0	1	0	5	14

2014.....U	A	T	TFL	SK	QH	FF	FR	INT	PD	2017.....U	A	T	TFL	SK	QH	FF	FR	INT	PD
at STL - 9/7*0	0	0	0	0.0	0	0	0	0	0	vs. NO - 9/11*4	1	5	0	0.0	0	0	0	0	0
vs. NE - 9/14*4	0	4	0	0.0	0	0	0	0	0	at PIT - 9/17*4	0	4	0	0.0	0	0	0	0	1
at NO - 9/21*2	3	5	0	0.0	0	0	0	0	0	vs. TB - 9/24*4	0	4	0	0.0	0	0	0	0	1
vs. ATL - 9/28*3	1	4	1	0.0	0	0	0	0	4	vs. DET - 10/1*4	0	4	1	0.0	0	0	0	0	1
at GB - 10/2*3	1	4	0	0.0	0	0	0	0	1	at CHI - 10/9*1	0	1	0	0.0	0	0	0	0	
vs. DET - 10/12*2	1	3	0	0.0	0	0	0	0	1	vs. GB - 10/15*4	0	4	0	0.0	0	0	0	1	
at BUF - 10/19*4	0	4	0	0.0	0	0	0	0	1	vs. BAL - 10/22*1	1	2	0	0.0	0	0	0	0	
at TB - 10/26*2	0	2	0	0.0	0	0	0	0	0	at CLE - 10/29*2	1	3	0	0.0	0	0	0	0	
vs. WAS - 11/2*2	0	2	0	0.0	0	0	0	0	1	at WAS - 11/12*2	0	2	0	0.0	0	0	0	0	
at CHI - 11/16*5	0	5	0	0.0	0	0	0	1	1	vs. LAR - 11/19*2	0	2	0	0.0	0	0	0	0	
vs. GB - 11/23*2	1	3	0	0.0	0	0	0	0	2	at DET - 11/23*5	3	8	0	0.0	0	0	0	1	
vs. CAR - 11/30*1	0	1	0	0.0	0	0	0	0	3	at ATL - 12/3*6	1	7	0	0.0	0	0	0	0	
vs. NYJ - 12/7*3	1	4	0	0.0	0	0	0	0	3	at CAR - 12/10									
at DET - 12/14*3	1	4	1	0.0	0	0	0	0	0	vs. CIN - 12/17									
at MIA - 12/21*5	1	6	1	0.0	0	0	0	0	0	at GB - 12/23									
vs. CHI - 12/28*2	0	2	0	0.0	0	0	0	0	1	vs. CHI - 12/31									
2014 ..GP/GS: 16/16...43	10	53	3	0.0	0	0	0	1	18	2017 ..GP/GS: 12/12...39	7	46	1	0	0	0	0	2	7

2015.....U	A	T	TFL	SK	QH	FF	FR	INT	PD
at SF - 9/14 *5	2	7	0	0.0	0	0	0	0	0
vs. DET - 9/20 *1	5	6	0	0.0	0	0	0	0	2
vs. SD - 9/27 *4	0	4	0	0.0	0	0	0	0	0
at DEN - 10/4 *4	0	4	0	0.0	0	0	0	0	0
vs. KC - 10/18 *3	0	3	0	0.0	0	0	0	0	1
at DET - 10/25 *5	1	6	0	0.0	0	0	0	0	0
at CHI - 11/1 *5	0	5	0	0.0	0	0	0	0	0
vs. STL - 11/8 *2	0	2	0	0.0	0	0	0	0	1
at OAK - 11/15 *4	0	4	0	0.0	0	0	0	0	0
vs. GB - 11/22 *1	0	1	0	0.0	0	0	0	0	0
at ATL - 11/29 *2	0	2	0	0.0	0	0	0	0	1
vs. SEA - 12/6 *5	0	5	0	0.0	0	0	0	0	0
at AZ - 12/10 *1	4	5	1	0.0	0	0	0	0	3
vs. CHI - 12/20 *5	0	5	0	0.0	0	0	0	0	2
vs. NYG - 12/27 *3	1	4	0	0.0	0	0	0	0	1
at GB - 1/3/16 *5	0	5	0	0.0	0	0	0	1	2
2015 ..GP/GS: 16/16...55	13	68	1	0.0	0	0	0	1	13

2015 PLAYOFFS

vs. SEA - 1/10/16*...3	0	3	0	0.0	0	0	0	0	2
------------------------	---	---	---	-----	---	---	---	---	---



96

BRIAN ROBISON

POSITION: DEFENSIVE END
HEIGHT/WEIGHT: 6-3/259
DOB: 4-27-83
HOMETOWN: SPLENDORA, TX

COLLEGE: TEXAS
ACQUIRED: D4 (#102) '07
NFL SEASON: 11
VIKINGS SEASON: 11

2017 GP/GS
11/1

Career GP/GS
169/103

Playoffs GP/GS
5/3

- Works through his Reel 'Em In Foundation, which in 2016 partnered with K9s4Cops, an organization that provides K9s to law enforcement and education systems.

- Week 11 marked his 1st game missed since Week 16 in 2012, making 73 consecutive regular starts, the 3rd-longest active starting-streak among all DEs in the NFL.

- Sits in 9th place in the Vikings record books with 58.0 career sacks.

OFF THE FIELD Majored in liberal arts at Texas...Father played on the Ranger (TX) Junior College team that won a national title...Wife, Jayme Miller, is an accomplished rodeo barrel racer...Couple has a daughter, Madelyn, and son, Parker...Competed in shot put during 2009 offseason, re-kindling his track-and-field skills as an unattached thrower...Avid fisherman, especially bass, spends his free time prowling the waters in Texas and Minnesota...Has fished in pro-am tournaments during his offseasons and competes in the Texas Team Trail Bass Championships...Works through his Reel 'Em In Foundation, which in 2016 partnered with K9s4Cops, an organization that provides K9s to law enforcement and education...Hosted charity fishing tournaments benefitting his Reel 'Em In Foundation in Texas and Minnesota during the 2017 off-season...2014 Korey Stringer Media Good Guy Award recipient.

HONORS 2014 *Korey Stringer Good Guy Award* winner...2013 *USA TODAY All-Joe Team*...2007 *Pro Football Weekly All-Rookie Team*.

PRO Has a career 57.0 sacks, 10th in team history...Ranks 3rd in Vikings history by a DE with 166 career games played...Has only missed 2 games entering his 11th NFL season...Set career high for a season with 9.0 sacks in 2013 after posting 2.0 vs. Philadelphia (12/15/13)...Scored 1st career TD on a 61-yard return of a Jay Cutler fumble forced by Jared Allen on a sack at Chicago (9/15/13)...His 8 passes defended in 2012 are tied for the 2nd-most by a Vikings defensive lineman behind Kevin Williams' 10 in 2004...Posted sacks on back-to-back plays at Dallas (11/3/13) on Tony Romo, marking the 1st time since Kevin Williams vs. San Francisco (9/28/03) had sacks on consecutive plays and 1 play shy of the team record held by Gary Larsen vs. Detroit (10/6/68)...Became only the 7th Vikings DE to appear in 100+ career games during 2013 season...Signed contract extension in-season in 2013...Notched 8.5 sacks in 2012...Had career-best 3.5-sack day vs. Arizona (10/21/12)...Helped Vikings amass 50 sacks in 2011 to tie for the NFL lead...Signed contract extension in 2011 offseason...Was the last Viking to sack Packers QB Brett Favre.

2017 Contributed a solo tackle and 2 QBH at Atlanta (12/3)...Played on defense at Detroit (11/23)...Inactive vs. LA Rams (11/19) due to a back injury...Made his 1st start of the 2017 season at Washington (11/12), filling in for injured DE Everson Griffen, and totaled 5 tackles (4 solo) and 3 QBH...Contributed on defense and special teams vs. Cleveland (10/29) at Twickenham stadium in London, England as a part of the NFL's International series...Posted an assisted tackle vs. Baltimore (10/22)...Turned in the best game of his season thus far, totaling 2 tackles (1 solo), 2 TFL, 1.0 sack 1 pass defended and a career-high 9 QBH vs. Green Bay (10/15)...Tallied 2 tackles (1 solo) at Chicago (10/9)...Posted 2 tackles (1 solo) a QBH and a pass defended vs. Detroit (10/1)...Contributed 2 QBH vs. Tampa Bay (9/24)...Added a solo tackle at Pittsburgh (9/17)...Contributed on defense with 2 solo tackles vs. New Orleans (9/11) in his first game as a reserve since 2010.

2016 Totaled 7.5 sacks and tied a career-high with 3 FFs while starting all 16 games...Capped off his 10th NFL season with 4 tackles (1 solo), a half-sack and 3 QB hurries vs. Chicago (1/1)...Tallied 2 tackles (1 solo) a sack (55.5 TFL and 5 QB hurries at Jacksonville (12/11)...Turned in a dominant performance vs. Dallas (12/1), contributing 3 tackles (2 solo), the 54.5th sack of his career, 3 quarterback hurries and a forced fumble...Contributed 2 total tackles and a sack vs. Arizona (11/20); the sack moved his career total to 53.5, good for 10th place all-time in Vikings history...Posted 3 tackles, 2.0 sacks, 3 TFLs and a FF vs. Houston (10/9)...Registered 3 tackles and 1.0 sack at Carolina, aiding the Vikings defense to 8 total sacks on the day...Corralled a momentum-changing strip sack recovered by DT Shamar Stephen in the win vs. Green Bay (9/18)...Totaled 2 tackles, 1 TFL, 1.0 sack and 1 FF in Week 2...Had 2 tackles, TFL and 1 pass defended at Tennessee (9/11).

2015 Opened every game, including playoffs, for NFC North champions...Completed 5th season as full-time starter at LDE...Notched 4.0 sacks in the final 5 regular-season games as the team went on a 3-game win streak to end 11-5 with NFC North title...Sacked both Peyton and Eli Manning during the season...Had 2.0 sacks of Russell Wilson vs. Seattle (12/6)...His 4 passes defended were his most since 2012 with 8...Played in 5th career playoff game with 3rd start vs. Seattle (1/10/16) in Wild Card game...Notched season-best 6 tackles vs. Detroit (9/20).

2014 Tallied 4.5 sacks, his 6th consecutive season with at least that many sacks...His 4.5 sacks came in an 8-week span...Split a sack of Matthew Stafford vs. Detroit (10/12), brought down Mike Glennon at Tampa Bay (10/26), leveled Robert Griffin III vs. Washington (11/2), chased down Aaron Rodgers vs. Green Bay (11/23) and met Geno Smith in the backfield vs. NY Jets (12/7)...Set a career-high with 45 QB pressures, 2nd on the team...Started all 16 games for the 3rd time in his career.

2013 Started all 16 games for 2nd time in his career...Earned spot on *USA TODAY's All-Joe Team*, honoring the unsung players in the NFL...Led team with 40 QB hurries and notched career-high 9.0 sacks, ranking 2nd on team...Notched career-high 14 TFLs...Had sacks in 5 consecutive games, from at Seattle (11/17) to vs. Philadelphia (12/15)...Had sacks on consecutive plays at Dallas (11/3), 1 play short of the Vikings team record of 3 straight plays with a sack...Had season-high 2.0 sacks in a pair of games - at Dallas (11/3) and vs. Philadelphia (12/15)...Posted a sack against Packers QB Scott Tolzien at Green Bay (11/24)...Notched 1st sack of season vs. Cleveland (9/22)...Posted the 3rd-longest FR by a Vikings DL at Chicago (9/15) with a 61-yard score, his 1st career TD.

2012 Spent 2nd season as full-time starter at LDE...Started all 15 games he played in regular season and started Wild Card Playoff game...Had 8.5 sacks and ranked 2nd on team behind Jared Allen...Posted career-high 8 passes defended, tied for the 2nd-most in team history by a defensive lineman in a season...Ranked tied for 2nd on team with 3 FFs...Set career-best with 3.5 sacks vs. Arizona (10/21)...Notched 3 passes defended vs. Tampa Bay (10/25)...Notched career-best 11 tackles vs. Arizona (10/21) and tied career-high with 6 QB hurries during game.

2011 Took over as full-time starter at LDE in 2011, posting then career-best 8.0 sacks, ranking 2nd on team...Helped Vikings tie for NFL lead with 50 sacks as a team, the 3rd-most in Vikings history...Part of defensive line that produced 40.5 of the 50 team sacks...Started opposite Jared Allen as he set the Vikings single-season record with 22.0 sacks and led the NFL...Ranked 2nd on team with 40 QB hurries...Started season fast with 4.5 sacks in opening 5 games.

2010 Helped Vikings defense rank #8 in the NFL, the 3rd straight season with a top-10 ranking in the League...Started a pair of games at LDE in place of Ray Edwards, vs. Buffalo (12/5) and vs. NY Giants (12/13)...Saw action in all 16 games... Notched 1st sack of season when he caught Shaun Hill vs. Detroit (9/26)...Recovered a pair of fumbles vs. Buffalo (12/5)... Replaced Edwards in the 2nd half of game at Washington (11/28) where he notched a sack of Donovan McNabb.

2009 Tied a then career-best with 4.5 sacks on the season... Posted sacks in 3 of the final 4 regular-season games...Played in all 16 games and both playoff contests...Ranked 4th on team with 13 QB hurries...Had 1.5 of the Vikings 8.0 sacks against Green Bay (10/5), which was a 1st sack shy of the Vikings team record in a game...Posted 3 tackles at Arizona (12/6).

2008 Saw action in 15 games as Jared Allen's primary backup... Had a team-best 7 QB hurries in the Wild Card Playoffs vs. Philadelphia (1/4/09), also registering 2 solo tackles, and a tackle for a loss...Started Wild Card game in place of injured Ray Edwards, his lone start of the season...Notched his 2nd sack and 1st FF of the year when he knocked the ball free from Kurt Warner at Arizona (12/14).

2007 Earned spot on *Pro Football Weekly's All-Rookie Team* and started 5 games...Opened the final 4 games at RDE and started 1st career game at Detroit (9/16) at LDE...Ranked 3rd in the NFL for sacks among rookies with 4.5...Had 2.0 sacks in the regular-season opener vs. Atlanta (9/9)...Sacked Favre (9/30) on the day he broke NFL TD passes record.

COLLEGE His 6 career blocked kicks set a UT record, and his 4 blocks in 2003 tied a single-season record...2006 NCAA runner-up in shot put as a junior and won Big 12 shot put title in 2005 and 2006...Won Big 12 shot put and discus titles in 2006... Holds the school record in the shot put at 68-4.25 and ranks 3rd in UT history with a discus mark of 195-10...Helped Longhorns win 2005 national championship with Rose Bowl win over USC.

PREP All-State in football and track at Splendora (TX) High... Won Class 3A discus title as a junior and senior and shot title as a senior...Had best throws in all Texas classes as a senior at 215-2 in the discus and 66-2 in the shot.

ROBISON'S NFL TOTALS

Year	GP/GS	Tackles							Special		
		Solo	Asst.	Total	Sacks	INTs	PBU	TFL	QBH	FF/FR	Teams
2007 (Min)	16/5	15	10	25	4.5	0	0	6	14	1/0	2
2008 (Min)	15/0	12	8	20	2.5	0	1	3	19	1/0	0
Playoffs	1/1	2	0	2	0.0	0	0	1	7	0/0	0
2009 (Min)	16/0	10	2	12	4.5	0	0	2	13	1/0	1
Playoffs	2/0	1	0	1	0.0	0	0	0	2	0/0	0
2010 (Min)	16/2	14	4	18	2.0	0	1	2	15	0/2	0
2011 (Min)	16/16	33	21	54	8.0	0	1	10	40	3/2	0
2012 (Min)	15/15	26	26	52	8.5	0	8	8	21	3/1	0
Playoffs	1/1	0	0	0	0.0	0	0	0	0	0/0	0
2013 (Min)	16/16	32	11	43	9.0	0	3	14	40	0/1	0
2014 (Min)	16/16	18	10	28	4.5	0	3	7	45	0/0	0
2015 (Min)	16/16	24	10	34	5.0	0	4	11	36	1/2	0
Playoffs	1/1	2	1	3	0.0	0	0	0	3	0/0	0
2016 (Min)	16/16	22	12	34	7.5	0	1	12	36	3/0	0
2017 (Min)	11/1	11	5	16	1.0	0	2	2	25	0/0	0
Totals	169/103	217	119	336	57.0	0	24	77	304	13/8	3
Playoffs	5/3	5	1	6	0.0	0	0	1.0	12	0/0	0

SINGLE-GAME CAREER HIGHS

Tackles11...vs. Arizona, 10/21/12
 Sacks3.5...vs. Arizona, 10/21/12
 Forced Fumble1...13x, last vs. Dallas, 12/11/16
 Fumble Recoveries2...vs. Buffalo, 12/5/10
 Long Fumble Ret.61t...at Chicago, 9/15/13
 QB Pressures9...vs. Green Bay, 10/15/17
 Tackles For Loss3.0...vs. Arizona, 10/21/12; vs. Houston, 10/9/16
 Passes Defensed3...vs. Tampa Bay, 10/25/12

ROBISON'S TOUCHDOWN

GAME PLAY
 @ Chicago, 9/15/13 61t Fumble Return
 Total..... 1 (1 FR)

TREACHEROUS TRIO

Combined with Danielle Hunter (12.5) and Everson Griffen (8.0) – the NFL's only DE trio with 7-plus sacks – for the NFL's 2nd-most sacks by DEs (27.0). No team in the league has more 2-plus sack performances by DEs than the Vikings in 2016.

2+ SACK GAMES BY DEs IN 2016

RK.	TEAM	GAMES
1.	Minnesota Vikings	5
2.	New England Patriots	4
	New York Giants	4
4.	San Diego Chargers	3
	Seattle Seahawks	3

ROBISON'S CAREER GAME-BY-GAME (* starts)

2007.....U	A	T	TFL	SK	QH	FF	FR	INT	PD	2010.....U	A	T	TFL	SK	QH	FF	FR	INT	PD
at NO - 9/9.....1	0	1	0	0.0	0	0	0	0	0	at NO - 9/9.....1	0	1	0	0.0	0	0	0	0	0
vs. ATL - 9/9.....2	2	4	0	2.0	0	0	0	0	0	vs MIA - 9/19.....0	0	0	0	0.0	0	0	0	0	0
at DET - 9/16*.....2	0	2	1	0.0	4	0	0	0	0	vs DET - 9/26.....3	0	3	0	1.0	0	0	0	0	0
at KC - 9/23.....0	0	0	0	0.0	0	0	0	0	0	at NYJ - 10/11.....1	0	1	0	0.0	1	0	0	0	0
vs. GB - 9/30.....2	0	2	0	1.0	0	0	0	0	0	vs DAL - 10/17.....0	0	0	0	0.0	0	0	0	0	0
at CHI - 10/14.....0	0	0	0	0.0	0	0	0	0	0	at GB - 10/24.....0	0	0	0	0.0	1	0	0	0	0
at DAL - 10/21.....1	0	1	1	0.5	3	0	0	0	0	at NE - 10/31.....1	0	1	0	0.0	1	0	0	0	0
vs. PHI - 10/28.....1	0	1	0	0.0	2	0	0	0	0	vs ARI - 11/7.....1	0	1	1	0.0	2	0	0	0	0
vs. SD - 11/4.....0	0	0	0	0.0	3	0	0	0	0	at CHI - 11/14.....2	0	2	0	0.0	1	0	0	0	0
at GB - 11/11.....1	0	1	1	0.0	0	0	0	0	0	vs GB - 11/21.....1	0	1	0	0.0	0	0	0	0	0
vs. OAK - 11/18.....1	0	1	0	1.0	1	1	0	0	0	at WAS - 11/28.....1	0	1	0	1.0	3	0	0	0	0
at NYG - 11/25.....0	2	2	0	0.0	0	0	0	0	0	vs BUF - 12/5*.....2	2	4	0	0.0	3	2	0	0	1
vs. DET - 12/2.....0	0	0	0	0.0	0	0	0	0	0	vs NYG - 12/13*.....0	2	2	0	0.0	3	0	0	0	0
at SF - 12/9*.....2	3	5	1	0.0	1	0	0	0	0	vs CHI - 12/20.....0	0	0	0	0.0	0	0	0	0	0
vs. CHI - 12/17*.....1	1	2	0	0.0	0	0	0	0	0	at PHI - 12/26.....1	0	1	1	0.0	0	0	0	0	0
vs. WAS - 12/23*.....2	1	3	1	0.0	0	0	0	0	0	at DET - 1/2.....0	0	0	0	0.0	0	0	0	0	0
at DEN - 12/30*.....1	0	1	1	0.0	0	0	0	0	0	2010...GP/GS:16/2....14	4	18	2	2.0	15	0	2	0	1
2007...GP/GS:16/516	9	25	6	4.5	14	1	0	0	0										

2008.....U	A	T	TFL	SK	QH	FF	FR	INT	PD	2011.....U	A	T	TFL	SK	QH	FF	FR	INT	PD
at GB - 9/8.....0	0	0	0	0.0	0	0	0	0	0	at SD - 9/11*.....4	2	6	1	0.5	1	0	0	0	1
vs. IND - 9/14.....0	0	0	0	0.0	0	0	0	0	0	vs TB - 9/18*.....0	1	1	0	0.0	6	0	0	0	0
vs. CAR 9/21.....0	1	1	0	0.0	0	0	0	0	0	vs DET - 9/25*.....3	1	4	2	2.0	3	0	0	0	0
at TEN - 9/28.....1	0	1	0	0.0	2	0	0	0	0	at KC - 10/2*.....1	0	1	0	0.0	2	0	0	0	0
at NO - 10/6.....0	0	0	0	0.0	1	0	0	0	0	vs ARI - 10/9*.....4	1	5	2	2.0	4	1	0	0	0
vs. DET - 10/12.....0	0	0	0	0.0	1	0	0	0	0	at CHI - 10/16*.....1	1	2	1	0.0	4	0	0	0	0
at CHI - 10/19.....0	0	0	0	0.0	0	0	0	0	0	vs GB - 10/23*.....2	1	3	1	0.0	1	0	0	0	0
vs. HOU - 11/2.....2	2	4	0	0.0	1	0	0	0	1	at CAR - 10/30*.....0	3	3	0	0.0	2	0	0	0	0
vs. GB - 11/9.....1	0	1	0	1.0	4	0	0	0	0	at GB - 11/14*.....1	1	2	0	0.0	0	0	0	0	0
at TB - 11/16.....0	1	1	0	0.0	1	0	0	0	0	vs OAK - 11/20*...3	1	4	1	1.0	2	0	1	0	0
at JAX - 11/23.....0	0	0	0	0.0	2	0	0	0	0	at ATL - 11/27*.....4	2	6	1	0.0	3	0	0	0	0
vs. CHI - 11/30.....1	0	1	0	0.5	0	0	0	0	0	vs DEN - 12/4*.....2	2	4	0	0.0	0	0	0	0	0
at DET - 12/7.....										at DET - 12/11*.....1	1	2	1	0.5	4	0	0	0	0
at ARI - 12/14.....2	0	2	1	1.0	5	1	0	0	0	vs NO - 12/18*.....2	2	4	0	0.0	0	0	0	0	0
vs. ATL - 12/21.....2	0	2	1	0.0	0	0	0	0	0	at WAS - 12/24*.....2	2	4	0	1.0	2	1	1	0	0
vs. NYG - 12/28...3	4	7	1	0.0	2	0	0	0	0	vs CHI - 1/1*.....3	0	3	0	1.0	6	1	0	0	0
2008... GP/GS:15/012	8	20	3	2.5	19	1	0	0	1	2011...GP/GS:16/3....31	23	54	10	8.0	40	3	2	0	1
2008 PLAYOFFS																			
vs. PHI - 1/4/09*..2	0	2	1	0.0	7	0	0	0	0										

2009.....U	A	T	TFL	SK	QH	FF	FR	INT	PD	2012.....U	A	T	TFL	SK	QH	FF	FR	INT	PD
at CLE - 9/13.....0	0	0	0	0.0	2	0	0	0	0	vs JAC - 9/9*.....0	5	5	0	0.0	2	0	0	0	1
at DET - 9/20.....0	0	0	0	0.0	1	0	0	0	0	at IND - 9/16*.....1	3	4	0	0.0	1	0	0	0	0
vs. SF - 9/27.....0	0	0	0	0.0	0	0	0	0	0	vs SF - 9/23*.....1	2	3	0	0.0	1	0	1	0	0
vs. GB - 10/5.....1	1	2	0	1.5	2	0	0	0	0	at DET - 9/30*.....2	1	3	0	0.0	1	0	0	0	0
at StL - 10/11.....0	0	0	0	0.0	1	0	0	0	0	vs TEN - 10/7*.....2	2	4	1	1.0	0	0	0	0	0
vs. BAL - 10/18.....0	0	0	0	0.0	1	0	0	0	0	at WAS - 10/14*...0	0	0	0	0.0	0	0	0	0	1
at PIT - 10/25.....2	0	2	1	0.0	0	0	0	0	0	vs ARZ - 10/21*...6	5	11	3	3.5	6	1	0	0	0
at GB - 11/1.....0	0	0	0	0.0	0	1	0	0	0	vs TB - 10/25*.....1	3	4	0	0.0	1	0	0	0	3
vs. DET - 11/15.....1	1	2	0	0.0	3	0	0	0	0	at SEA - 11/4*.....2	0	2	1	1.0	0	0	0	0	1
vs. SEA - 11/22.....0	0	0	0	0.0	0	0	0	0	0	vs DET - 11/11*.....2	1	3	0	0.0	1	0	0	0	2
vs. CHI - 11/29.....0	0	0	0	0.0	0	0	0	0	0	at CHI - 11/25*.....1	2	3	0	0.0	1	0	0	0	0
at ARI - 12/6.....3	0	3	1	0.0	0	0	0	0	0	at GB - 12/2*.....4	1	5	0	0.0	1	0	0	0	0
vs. CIN - 12/13.....1	0	1	0	1.0	2	0	0	0	0	vs CHI - 12/9*.....2	0	2	1	1.0	5	1	0	0	0
at CAR - 12/20.....0	0	0	0	0.0	0	0	0	0	0	at STL - 12/16*.....1	0	1	1	1.0	1	0	0	0	0
at CHI - 12/28.....1	0	1	0	1.0	0	0	0	0	0	at HOU - 12/23.....									
vs. NYG - 1/3/10..1	0	1	0	1.0	1	0	0	0	0	vs GB - 12/30*.....1	1	2	1	1.0	0	1	0	0	0
2009...GP/GS:16/010	2	12	2	4.5	13	1	0	0	0	2012...GP/GS:15/15....26	26	52	8	8.5	21	3	1	0	8
2009 PLAYOFFS										2012 PLAYOFFS									
vs. DAL - 1/17/10..1	0	1	0	0.0	2	0	0	0	0	at GB - 1/5/13*....0	0	0	0	0.0	0	0	0	0	0
at NO - 1/24/10....0	0	0	0	0.0	0	0	0	0	0										
Totals... GP/GS:2/01	0	1	0	0.0	2	0	0	0	0										

2013.....U	A	T	TFL	SK	QH	FF	FR	INT	PD	2016.....U	A	T	TFL	SK	QH	FF	FR	INT	PD
at DET - 9/8*.....3	1	4	1	0.0	3	0	0	0	0	at TN - 9/11*.....1	1	2	1	0.0	0	0	0	0	1
at CHI - 9/15*.....3	0	3	1	0.0	6	0	1	0	0	vs. GB - 9/18*.....1	1	2	1	1.0	1	1	0	0	0
vs. CLE - 9/22*.....3	0	3	2	1.0	2	0	0	0	0	at CAR - 9/25*.....2	1	3	1	1.0	2	0	0	0	0
vs. PIT - 9/29*.....0	1	1	0	0.0	2	0	0	0	0	vs. NYG - 10/3*.....0	0	0	0	0.0	0	0	0	0	0
vs. CAR - 10/13*.....3	0	3	0	0.0	0	0	0	0	2	vs. HOU - 10/9*.....2	1	3	3	2.0	8	1	0	0	0
at NYG - 10/21*.....0	2	2	0	0.0	2	0	0	0	0	at PHI - 10/23*.....3	0	3	1	0.0	2	0	0	0	0
vs. GB - 10/27*.....2	0	2	1	0.0	2	0	0	0	0	at CHI - 10/31*.....3	1	4	0	0.0	1	0	0	0	0
at DAL - 11/3*.....2	0	2	2	2.0	3	0	0	0	0	vs. DET - 11/6*.....1	1	2	0	0.0	0	0	0	0	0
vs. WAS - 11/7*.....0	0	0	0	0.0	3	0	0	0	0	at WAS - 11/13*.....0	0	0	0	0.0	0	0	0	0	0
at SEA - 11/17*.....1	1	2	1	1.0	1	0	0	0	0	vs. ARI - 11/20*.....1	1	2	1	1.0	5	0	0	0	0
at GB - 11/24*.....5	2	7	1	1.0	6	0	0	0	0	at DET - 11/24*.....2	0	2	0	0.0	2	0	0	0	0
vs. CHI - 12/1*.....3	1	4	1	1.0	3	0	0	0	1	vs. DAL - 12/1*.....2	1	3	1	1.0	3	1	0	0	0
at BAL - 12/8*.....2	2	4	1	1.0	1	0	0	0	0	at JAX - 12/11*.....1	1	2	1	1.0	5	0	0	0	0
vs. PHI - 12/15*.....2	0	2	2	2.0	4	0	0	0	0	vs. IND - 12/18*.....1	0	1	0	0.0	2	0	0	0	0
at CIN - 12/22*.....3	1	4	1	0.0	1	0	0	0	0	at GB - 12/24*.....1	0	1	1	0.0	2	0	0	0	0
vs. DET - 12/29*.....0	0	0	0	0.0	1	0	0	0	0	vs. CHI - 1/1/17*.....1	3	4	1	0.5	3	0	0	0	0
2013...GP/GS:16/16....32	11	43	14	9.0	40	0	1	0	3	2016...GP/GS:16/16....22	12	34	12	7.5	36	3	0	0	1

2014.....U	A	T	TFL	SK	QH	FF	FR	INT	PD
at STL - 9/7*.....1	0	1	1	0.0	4	0	0	0	0
vs. NE - 9/14*.....0	2	2	0	0.0	2	0	0	0	0
at NO - 9/21*.....1	2	3	0	0.0	2	0	0	0	0
vs. ATL - 9/28*.....2	0	2	0	0.0	2	0	0	0	0
at GB - 10/2*.....3	1	4	0	0.0	0	0	0	0	0
vs. DET - 10/12*.....2	3	5	1	0.5	4	0	0	0	0
at BUF - 10/19*.....0	2	2	0	0.0	5	0	0	0	0
at TB - 10/26*.....2	0	2	1	1.0	2	0	0	0	0
vs. WAS - 11/2*.....1	0	1	1	1.0	2	0	0	0	0
at CHI - 11/16*.....0	0	0	0	0.0	5	0	0	0	0
vs. GB - 11/23*.....1	0	1	1	1.0	4	0	0	0	0
vs. CAR - 11/30*.....1	0	1	1	0.0	2	0	0	0	0
vs. NYJ - 12/7*.....1	0	1	1	1.0	1	0	0	0	1
at DET - 12/14*.....1	0	1	0	0.0	4	0	0	0	0
at MIA - 12/21*.....2	0	2	0	0.0	3	0	0	0	0
vs. CHI - 12/28*.....0	0	0	0	0.0	3	0	0	0	2
2014...GP/GS:16/16....18	10	28	7	4.5	45	0	0	0	3

2017.....U	A	T	TFL	SK	QH	FF	FR	INT	PD
vs. NO - 9/11.....2	0	2	0	0.0	3	0	0	0	0
at PIT - 9/17.....1	0	1	0	0.0	4	0	0	0	0
vs. TB - 9/24.....0	0	0	0	0.0	2	0	0	0	0
vs. DET - 10/1.....1	1	2	0	0.0	1	0	0	0	1
at CHI - 10/9.....1	1	2	0	0.0	1	0	0	0	0
vs. GB - 10/15.....1	1	2	2	1.0	9	0	0	0	1
vs. BAL - 10/22.....0	1	1	0	0.0	0	0	0	0	0
at CLE - 10/29.....0	0	0	0	0.0	0	0	0	0	0
at WAS - 11/12*.....4	1	5	0	0.0	3	0	0	0	0
vs. LAR - 11/19.....INACTIVE									
at DET - 11/23.....0	0	0	0	0.0	0	0	0	0	0
at ATL - 12/3.....1	0	1	0	0.0	2	0	0	0	0
at CAR - 12/10.....									
vs. CIN - 12/17.....									
at GB - 12/23.....									
vs. CHI - 12/31.....									
2017...GP/GS:11/1....11	5	16	2	1.0	25	0	0	0	2

LEGENDARY ENDS

Brian Robison's consistency and durability has moved him into elite company in Vikings history. He ranks 3rd in club history for career games played by a DE.

VIKINGS CAREER GAMES PLAYED BY DE

PLAYER.....	GAMES
Jim Marshall.....	270
Carl Eller.....	209
Brian Robison.....	169

REEL 'EM IN

Brian Robison's Reel 'Em In Foundation, which in 2016 partnered with K9s4Cops, is an organization that provides K9s to law enforcement and education. During the 2017 offseason, Robison hosted charity fishing tournaments benefitting his Reel 'Em In Foundation at Lake Sam Rayburn in Texas and on the Mississippi River near Wabasha, Minnesota.



ROBISON'S SACKS

GAME	QB	SACKS
vs. Atlanta, 9/9/07.....	Joey Harrington	2.0
vs. Green Bay, 9/30/07.....	Brett Favre	1.0
@ Dallas, 10/21/07.....	Tony Romo.....	0.5
vs. Oakland, 11/18/07.....	Daunte Culpepper.....	1.0
vs. Green Bay, 11/9/08.....	Aaron Rodgers.....	1.0
vs. Chicago, 11/30/08.....	Kyle Orton.....	0.5
@ Arizona, 12/14/08.....	Kurt Warner.....	1.0
vs. Green Bay, 10/5/09.....	Aaron Rodgers.....	1.5
vs. Cincinnati, 12/13/09.....	Carson Palmer.....	1.0
@ Chicago, 12/28/09.....	Jay Cutler.....	1.0
vs. NY Giants, 1/3/10.....	Eli Manning.....	1.0
vs. Detroit, 9/26/10.....	Shaun Hill.....	1.0
@ Washington, 11/28/10.....	Donovan McNabb.....	1.0
@ San Diego, 9/11/11.....	Philip Rivers.....	0.5
vs. Detroit, 9/25/11.....	Matthew Stafford.....	2.0
vs. Arizona, 10/9/11.....	Kevin Kolb.....	2.0
vs. Oakland, 11/20/11.....	Carson Palmer.....	1.0
@ Detroit, 12/11/11.....	Matthew Stafford.....	0.5
@ Washington, 12/24/11.....	Rex Grossman.....	1.0
vs. Chicago, 1/1/12.....	Josh McCown.....	1.0
vs. Tennessee, 10/7/12.....	Matt Hasselbeck.....	1.0
vs. Arizona, 10/21/12.....	John Skelton.....	3.5
@ Seattle, 11/4/12.....	Russell Wilson.....	1.0
vs. Chicago, 12/9/12.....	Jay Cutler.....	1.0
@ St. Louis, 12/16/12.....	Sam Bradford.....	1.0

vs. Green Bay, 12/30/12.....	Aaron Rodgers.....	1.0
vs. Cleveland, 9/22/13.....	Brian Hoyer.....	1.0
@ Dallas, 11/3/13.....	Tony Romo.....	2.0
@ Seattle, 11/17/13.....	Russell Wilson.....	1.0
@ Green Bay, 11/24/13.....	Scott Tolzien.....	1.0
vs. Chicago, 12/1/13.....	Josh McCown.....	1.0
@ Baltimore, 12/8/13.....	Joe Flacco.....	1.0
vs. Philadelphia, 12/15/13.....	Nick Foles.....	2.0
vs. Detroit, 10/12/14.....	Matthew Stafford.....	0.5
@ Tampa Bay, 10/26/14.....	Mike Glennon.....	1.0
vs. Washington, 11/2/14.....	Robert Griffin III.....	1.0
vs. Green Bay, 11/23/14.....	Aaron Rodgers.....	1.0
vs. NY Jets, 12/7/14.....	Geno Smith.....	1.0
@ Denver, 10/4/15.....	Peyton Manning.....	1.0
vs. Seattle, 12/6/15.....	Russell Wilson.....	2.0
vs. Chicago, 12/20/15.....	Jay Cutler.....	1.0
vs. NY Giants, 12/27/15.....	Eli Manning.....	1.0
vs. Green Bay, 9/18/16.....	Aaron Rodgers.....	1.0
@ Carolina, 9/26/16.....	Cam Newton.....	1.0
vs. Houston, 10/9/16.....	Brock Osweiler.....	2.0
vs. Arizona, 11/20/16.....	Carson Palmer.....	1.0
vs. Dallas, 12/1/16.....	Dak Prescott.....	1.0
vs. Jacksonville, 12/11/16.....	Blake Bortles.....	1.0
vs. Chicago, 1/1/17.....	David Fales.....	0.5
vs. Green Bay, 10/15/17.....	Brett Hundley.....	1.0
Total.....		57.0



#82

KYLE RUDOLPH

POSITION: TIGHT END
HEIGHT/WEIGHT: 6-6/265
DOB: 11-9-89
HOMETOWN: CINCINNATI, OH

COLLEGE: NOTRE DAME
ACQUIRED: D2 (#43) '11
NFL SEASON: 7
VIKINGS SEASON: 7

2017 GP/GS
12/12

Career GP/GS
92/84

Playoffs GP/GS
2/2

• Set single-season career-highs in receptions (83) and receiving yards (840) in 2016.

• The 1st TE selected in the 2011 NFL Draft, #43 overall selection, the 2nd-highest drafted TE in Vikings history behind Hal Bedsole (#19) in 1964.

• Holds the record for most career TD receptions by a TE in franchise history, catching his 29th career TD on a 22-yard pass from Sam Bradford vs. Chicago on 1/1/17, and is 5th all-time among all Viking players with 35 TD receptions

OFF THE FIELD Married Jordan during 2016 offseason, and the couple had their 1st children, twin girls - Andersyn and Finley - born in early October...Visited Ireland during the 2017 offseason with teammates DT Inval Joseph and DE Danielle Hunter as a part of the team's Viking Heritage trip... Working with University of Minnesota Masonic Children's Hospital to develop Kyle Rudolph's End Zone, a play area for children receiving treatment and their families...Majored in management-consulting at Notre Dame and is 2 semesters shy of earning his degree...Member of National Honor Society at Cincinnati's Elder High...Active with the Vikings Fuel Up To Play 60 initiative with the Vikings and Midwest Dairy Association, a program that works with local schools to raise awareness about proper diet and physical fitness...Has worked closely with the Minnesota Muscular Dystrophy Association "Muscle Team."

HONORS Selected for 2012 **Pro Bowl**...Named 2012 **Pro Bowl MVP**...Earned **All-Rookie** honors from *Pro Football Weekly* and National Football Post.

PRO Selected to 2012 **Pro Bowl** and named **Pro Bowl MVP**, an

honor only won by 4 other Vikings - Fran Tarkenton, Ahmad Rashad, Randy Moss and Adrian Peterson...Became only the 4th Vikings TE selected to play in the Pro Bowl...Climbed atop the Vikings record books for most career TDs by a TE (29) and most receptions in a single-season by a TE (83) in club history in 2016...Has caught a TD from 5 different Viking starting QBs since 2011 (Christian Ponder, Joe Webb, Matt Cassel, Teddy Bridgewater and Sam Bradford)...In 2012, scored 9 TDs, the 2nd most in a season by a Vikings TE and tied for the 2nd-most by an NFL TE in 2012...Tied Vikings record for TDs in a game by a TE with 2 vs. San Francisco (9/23/12)...Scored all 3 of his TDs in the final 7 games of his rookie year...Was the 1st TE selected in the 2011 NFL Draft...Selected #43 overall, the 2nd-highest drafted TE in Vikings history behind Hal Bedsole (#19 overall) in 1964.

2017 Caught 4 passes for 36 yards and a TD at Atlanta (12/3), giving him 36 career TDs, breaking a tie for 5th all-time in Vikings history with ROH member Ahmad Rashad...Hauled in 4 passes for 63 yards and 2 TDs at Detroit (11/23) on Thanksgiving Day, the 2nd multi-TD game of his career...Set a new career-high with 6 consecutive games with at least 5 receptions, catching 5 passes for 58 yards vs. LA Rams (11/19)...Hauled in 5 catches for 37 yards at Washington (11/12)...Shared the team-lead with 6 receptions for 27 yards and his 3rd TD of the season vs. Cleveland (10/29) at Twickenham stadium in London, England as a part of the NFL's International series...Caught 5 passes for 43 yards vs. Baltimore (10/22)...Hauled in 5 passes for a season-high 47 yards vs. Green Bay (10/15)...Recorded season-highs with 6 catches for 45 yards and his 2nd TD grab of the year at Chicago (10/9)...Hauled in 2 passes for 34 yards vs. Detroit (10/1)...Tallied 1 reception for 4 yards vs. Tampa Bay (9/24)...Caught 4 passes for 45 yards at Pittsburgh (9/17)... Started at TE vs. New Orleans (9/11), hauling in 3 receptions for

26 yards and TD, his 30th career TD grab.

2016 Played in all 16 games in back-to-back seasons for the 1st time in his career...Capped 2016 off with the best single-game performance on his career vs. Chicago (1/1/17), hauling in a career-high 11 catches for a career-high 117 yards while breaking Steve Jordan's franchise-record with his 29th career TD reception...Hauled in a season-high 97 yards on 8 receptions at Indianapolis (12/18)...Totaled 4 receptions for 60 yards and his 6th TD of the year and 28th of his career at Jacksonville (12/11), tying Steve Jordan for the most career TDs by a TE in franchise history...Hauled in a game-high 9 catches for 64 yards at Detroit (11/24)...Totaled 5 receptions for 69 yards and a TD at Washington (11/13) his 2nd consecutive game with a TD...Hauled in his 4th TD reception of the year vs. Detroit (11/6)...Moved into 2nd place all-time for most receptions by a TE in Vikings history with 213 career grabs after grabbing 5 passes for 31 yards at Chicago (10/31)...Registered his 3rd consecutive game with a TD after hauling in 5 passes for 55 yards, including a 7-yard TD vs NY Giants (10/9)...Caught 7 passes for 70 yards while catching his 2nd TD of the year at Carolina (9/25)...Had 3 receptions for 31 yards and his 1st TD of the season and the first Vikings TD in U.S. Bank Stadium history vs. Green Bay (9/18)...Caught 4 passes for 65 yards at Tennessee (9/11) in the season opener.

2015 Played in every game, including Wild Card Playoff, starting every contest...Helped team win NFC North title for 1st time in his career...Earned 2nd career playoff berth...Cleared way for Adrian Peterson to lead the NFL in rushing with 1,485 yards on the ground...Had career-high 495 yards receiving and had 2nd-best totals of his career in receptions (49) and TDs (5)...Set single-game career high with 106 yards receiving vs. Green Bay (11/22), including a career-long 47-yard TD...Caught season-high 7 passes in win at Atlanta (11/29).

2014 Opened the season with a 7-yard TD reception from Matt Cassel in win at St. Louis (9/7)...Hampered by sports hernia and ankle injuries that would hold him out 7 weeks during the season...Had season-high 7 receptions and 69 receiving yards at Detroit (12/14)...2nd TD of the season game vs. Carolina (11/30) on the opening drive on a 4-yard TD toss from Teddy Bridgewater...Appeared in 9 games, making 8 starts.

2013 Had promising season cut short by injury after 30 catches and 3 TDs in the opening 8 games of the season...Placed on injured reserve on 12/9...Inactive for 5 games after foot injury suffered at Dallas...Caught 31-yard TD at Dallas (11/3), his longest play of the season, and injured foot on play...Hauled in 1st

TD of the season on 20-yarder from Ponder at Chicago (9/15)...Started season opener at Detroit (9/8) and caught 2 passes...Hauled in career-best 9 catches for career-best 97 yards and a 23-yard TD vs. Carolina (10/13)...Led team with 4 catches for 51 yards vs. Green Bay (10/27).

2012 Tabbed as **Pro Bowl MVP** after a 5-reception, 122-yard 1-TD effort in the all-star game...Late addition to Pro Bowl roster for NFC...Had breakout season with 9 TDs, the 2nd-most by a Vikings TE in a season in team history...His 9 TD catches were tied for 2nd-most by a TE in the NFL in 2012...Had career-best 2 TD catches vs. San Francisco (9/23), matching the Vikings single-game best by a TE...Caught a TD pass and 2-point conversion pass at Washington (10/14)...Hauled in 6-yard TD pass with 31 seconds remaining in game at Indianapolis (9/16) to tie game 20-20 after being down 20-6 entering the 4th quarter of game that Colts won on late FG 23-20...Pulled in career-high 7 catches vs. Detroit (11/11) and had a then career-best 67 yards vs. Jacksonville (9/9) in the season opener.

2011 Earned **All-Rookie** honors from *Pro Football Weekly* and *National Football Post*...Assumed larger role in offense as season progressed, catching all 3 of his TDs in the final 7 games of the season...Started 8 games and played in 15...Snared season-long 41-yard pass at Kansas City (10/2)...Had season-high 3 catches in 5 games...Scored 1st career TD on 1-yard pass from fellow rookie Christian Ponder vs. Oakland (11/20)...Hauled in TDs vs. Denver (12/4) and at Washington (12/24).

COLLEGE Ended 3-season Notre Dame career ranked among the all-time leading TEs in school history...Set ND record for receiving yards in a game by a TE vs. Michigan in 2010 with 164 yards...Ranks 2nd for receptions in a game by an Irish TE with 8 catches vs. Michigan and at Michigan State in consecutive games in 2010...Hauled in the 2nd-longest pass play in Notre Dame history with a 95-yard TD vs. Michigan in 2010...Was just shy of the school-record 96-yard pass play...Became the 1st Irish true freshman TE to start a season opener in 2008.

PREP Productive in 2 sports at Cincinnati's Elder High...Selected to play in U.S. Army All-America game...Earned 1st Team All-America honors by *USA TODAY* as a senior TE...Named All-State by AP...Named conference basketball player of the year 3 times as a prep...Ended high school career as the 2nd-leading scorer in Elder High history and the 2nd player to break the 1,000-point mark.

RUDOLPH'S NFL TOTALS

Year	GP/GS	No.	RECEIVING			
			Yds.	Avg.	Lg	TD
2011 (Min)	15/8	26	249	9.6	41	3
2012 (Min)	16/16	53	493	9.3	29	9
Playoffs	1/1	3	42	14.0	23	0
2013 (Min)	8/8	30	313	10.4	31t	3
2014 (Min)	9/8	24	231	9.6	23	2
2015 (Min)	16/16	49	495	10.1	47t	5
Playoffs	1/1	1	24	24.0	24	0
2016 (Min)	16/16	83	840	10.1	44	7
2017 (Min)	12/12	50	465	9.3	34	6
Totals	92/84	315	3,086	9.8	47t	35
Playoffs	2/2	4	66	16.5	24	0

SINGLE-GAME CAREER HIGHS

Receptions	11	vs. Chicago, 1/1/17
Receiving Yards	117	vs. Chicago, 1/1/17
Long Reception	47t	vs. Green Bay, 11/22/15
Long TD Reception	47t	vs. Green Bay, 11/22/15
TD Receptions	2	2x, last at Detroit, 11/23/17
2-Point Conversion	1	at Washington, 10/14/12

RUDOLPH THE END ZONE REINDER

Kyle Rudolph has been a scoring threat since entering the NFL in 2011, highlighted by his 9-TD season in 2012. He continued to climb the Vikings record book in 2016.

VIKINGS CAREER TD RECEPTIONS

PLAYER	TDs
Cris Carter	110
Randy Moss	92
Anthony Carter	52
Sammy White	50
Kyle Rudolph	35
Ahmad Rashad	34

VIKINGS SINGLE-SEASON TD RECEPTIONS BY TEs

PLAYER, YEAR	TDs
Visanthe Shiancoe, 2009	11
Kyle Rudolph, 2012	9

VIKINGS CAREER RECEPTIONS BY TEs

PLAYER	REC
Steve Jordan	498
Kyle Rudolph	315

VIKINGS CAREER RECEIVING YARDS BY TEs

PLAYER	REC.	YDS
Steve Jordan	6,307	
Kyle Rudolph	3,086	

RUDOLPH'S CAREER GAME-BY-GAME (* starts)

2011.....MINNESOTA.....No.	Yards	Avg.	Long	TD	2014.....MINNESOTA.....No.	Yards	Avg.	Long	TD
9/11.....@ San Diego*.....0	0	0.0	0	0	9/7.....@ St. Louis*.....2	16	8.0	9	1
9/18.....Tampa Bay*.....1	15	15.0	15	0	9/14.....New England*.....5	53	10.6	17	0
9/25.....Detroit.....3	39	13.0	20	0	9/21.....@ New Orleans*.....3	27	9.0	10	0
10/2.....@ Kansas City*.....3	44	14.7	41	0	9/28.....Atlanta.....INACTIVE				
10/9.....Arizona.....0	0	0.0	0	0	10/2.....@ Green Bay.....INACTIVE				
10/16.....@ Chicago*.....2	20	10.0	18	0	10/12.....Detroit.....INACTIVE				
10/23.....Green Bay.....0	0	0.0	0	0	10/19.....@ Buffalo.....INACTIVE				
10/30.....@ Carolina.....2	15	7.5	13	0	10/26.....@ Tampa Bay.....INACTIVE				
11/14.....Green Bay.....3	37	12.3	21	0	11/2.....Washington.....INACTIVE				
11/20.....Oakland.....3	7	2.3	4	1	11/16.....@ Chicago.....0	0	0.0	0	0
11/27.....@ Atlanta.....INACTIVE					11/23.....Green Bay*.....3	50	16.7	23	0
12/4.....Denver.....1	19	19.0	19t	1	11/30.....Carolina*.....2	7	3.5	4t	1
12/11.....@ Detroit*.....1	0	0.0	0	0	12/7.....NY Jets*.....2	9	4.5	6	0
12/18.....New Orleans.....2	15	7.5	8	0	12/14.....@Detroit*.....7	69	9.9	21	0
12/24.....@ Washington*.....2	23	11.5	17t	1	12/21.....@ Miami.....INACTIVE				
1/1/12.....Chicago*.....3	15	5.0	9	0	12/28.....Chicago*.....0	0	0.0	0	0
2011.....GP/GS: 15/8.....26	249	9.6	41	3	2014 GP/GS: 9/8.....24	231	9.6	23	2

2012.....MINNESOTA.....No.	Yards	Avg.	Long	TD	2015.....MINNESOTA.....No.	Yards	Avg.	Long	TD
9/9.....Jacksonville*.....5	67	13.4	29	0	9/14.....@ San Francisco*.....5	53	10.6	19	0
9/16.....@ Indianapolis*.....3	35	11.7	15	1	9/20.....Detroit*.....5	30	6.0	11	1
9/23.....San Francisco*.....5	36	7.2	16	2	9/27.....San Diego*.....2	14	7.0	10	0
9/30.....@ Detroit*.....2	8	4.0	7	0	10/4.....@ Denver*.....2	7	3.5	6	0
10/7.....Tennessee*.....4	23	5.8	15t	1	10/18.....Kansas City*.....2	9	4.5	5	1
10/14.....@ Washington*.....6	56	9.3	18	1	10/25.....@ Detroit*.....2	10	5.0	9	1
10/21.....Arizona*.....0	0	0.0	0	0	11/1.....@ Chicago*.....2	22	11.0	16	0
10/25.....Tampa Bay*.....2	17	8.5	12	0	11/8.....St. Louis*.....2	30	15.0	15	0
11/4.....@ Seattle*.....0	0	0.0	0	0	11/15.....@ Oakland*.....1	7	7.0	7	0
11/11.....Detroit*.....7	64	9.1	20t	1	11/22 ... Green Bay*.....6	106	17.7	47t	1
11/25.....@ Chicago*.....5	55	11.0	25	1	11/29.....@ Atlanta*.....7	53	7.6	13	0
12/2.....@ Green Bay*.....6	51	8.5	21	1	12/6.....Seattle*.....3	13	4.3	6	0
12/9.....Chicago*.....0	0	0.0	0	0	12/10.....@ Arizona*.....6	67	11.2	17	0
12/16.....@ St. Louis*.....3	22	7.3	14	0	12/20.....Chicago*.....2	21	10.5	12	0
12/23.....@ Houston*.....3	39	13.0	27	1	12/27.....NY Giants*.....2	53	26.5	28t	1
12/30.....Green Bay*.....2	20	10.0	10	0	1/3/16.....@ Green Bay*.....0	0	0.0	0	0
2012 GP/GS: 16/16.....53	493	9.3	29	9	2015 GP/GS: 16/16.....49	495	10.1	47t	5

2012 PLAYOFFS

1/5/13.....@ Green Bay.....3	42	14.0	23	0
------------------------------	----	------	----	---

2015 PLAYOFFS

1/10/16.....Seattle*.....1	24	24.0	24	0
----------------------------	----	------	----	---

2013.....MINNESOTA.....No.	Yards	Avg.	Long	TD	2016.....MINNESOTA.....No.	Yards	Avg.	Long	TD
9/8.....@ Detroit*.....2	27	13.5	21	0	9/11.....@ Tennessee*.....4	65	16.3	21	0
9/15.....@ Chicago*.....3	42	14.0	20t	1	9/18.....vs. Green Bay*.....3	31	10.3	19	1
9/22.....Cleveland*.....5	28	5.6	9	0	9/25.....@ Carolina*.....7	70	10.0	18	1
9/29.....Pittsburgh*.....2	6	3.0	6	0	10/3.....vs. NY Giants*.....5	55	11.0	16	1
10/13.....Carolina*.....9	97	10.8	23t	1	10/9.....vs. Houston*.....2	15	7.5	14	0
10/21.....@ NY Giants*.....3	27	9.0	21	0	10/23.....@ Philadelphia*.....5	55	11.0	22	0
10/27.....Green Bay*.....4	51	12.8	17	0	10/31.....@ Chicago*.....5	31	6.2	11	0
11/3.....@ Dallas*.....2	35	17.5	31t	1	11/6.....vs. Detroit*.....1	1	1.0	1	1
11/7.....Washington.....INACTIVE					11/13.....@ Washington*.....5	69	13.8	20	1
11/17.....@ Seattle.....INACTIVE					11/20.....vs. Arizona*.....2	12	6.0	8	0
11/24.....@ Green Bay.....INACTIVE					11/24.....@ Detroit*.....9	64	7.1	18	0
12/1.....Chicago.....INACTIVE					12/1.....vs. Dallas*.....6	45	7.5	17	0
12/8.....@ Baltimore.....INACTIVE					12/11.....@ Jacksonville*.....4	60	15.0	44	1
12/15.....Philadelphia.....INJURED RESERVE					12/18.....vs. Indianapolis*.....8	97	12.1	28	0
12/22.....@ Cincinnati.....INJURED RESERVE					12/24.....@ Green Bay*.....6	53	8.8	21	0
12/29.....Detroit.....INJURED RESERVE					1/1/17.....vs. Chicago*.....11	117	10.6	22	1
2013.....GP/GS: 8/8.....30	313	10.4	31t	3	2016 GP/GS: 16/16.....83	840	10.1	44	7

2017.....MINNESOTA.....	No.	Yards	Avg.	Long	TD
9/11.....vs. New Orleans*.....	3	26	8.7	15	1
9/17.....@ Pittsburgh*.....	4	45	11.3	27	0
9/24.....vs. Tampa Bay*.....	1	4	4.0	4	0
10/1.....vs. Detroit*.....	2	34	17.0	19	0
10/9.....@ Chicago*.....	6	45	7.5	13t	1
10/15.....vs. Green Bay*.....	5	47	9.4	16	0
10/22.....vs. Baltimore*.....	5	43	8.6	19	0
10/29.....@ Cleveland*.....	6	27	4.5	6	1
11/12.....@ Washington*.....	5	37	7.4	12	0
11/19.....vs. LA Rams*.....	5	58	11.6	28	0
11/23.....@ Detroit*.....	4	63	15.8	34	2
12/3.....@ Atlanta*.....	4	36	9.0	16	1
12/10.....@ Carolina.....					
12/17.....vs. Cincinnati.....					
12/23.....@ Green Bay.....					
12/31.....vs. Chicago.....					
2017..GP/GS: 12/12.....	50	465	9.3	34	6

HAWAII DELIGHT

Kyle Rudolph joined rare company when he was named the MVP of the 2012 Pro Bowl, a feat achieved for only the 5th time in Vikings history. Rudolph is 1 of 4 Vikings TEs to earn a Pro Bowl berth in Vikings history and earned MVP accolades in the 2012 contest after hauling in 5 catches for 122 yards and a TD from Eli Manning in the 62-35 NFC victory. He gifted the complimentary car that accompanies MVP to his father.

VIKINGS PRO BOWL TEs

PLAYER.....	SEASON
Joe Senser.....	1981
Steve Jordan.....	1986, '87, '88, '89, '90, '91
Byron Chamberlain.....	2001
Kyle Rudolph.....	2012

VIKINGS PRO BOWL MVPs

PLAYER.....	SEASON
Fran Tarkenton.....	1964
Ahmad Rashad.....	1978
Randy Moss.....	1999
Adrian Peterson.....	2007
Kyle Rudolph.....	2012

RUDOLPH'S TOUCHDOWNS

GAME.....	PLAY
vs. Oakland, 11/20/11.....	1 pass from C. Ponder
vs. Denver, 12/4/11.....	19 pass from C. Ponder
@ Washington, 12/24/11.....	17 pass from J. Webb
@ Indianapolis, 9/16/12.....	6 pass from C. Ponder
vs. San Francisco, 9/23/12.....	1 pass, 2 pass from C. Ponder
vs. Tennessee, 10/7/12.....	15 pass from C. Ponder
@ Washington, 10/14/12.....	1 pass from C. Ponder
vs. Detroit, 11/11/12.....	20 pass from C. Ponder
@ Chicago, 11/25/12.....	2 pass from C. Ponder
@ Green Bay, 12/2/12.....	7 pass from C. Ponder
@ Houston, 12/23/12.....	3 pass from C. Ponder
@ Chicago, 9/15/13.....	20 pass from C. Ponder
vs. Carolina, 10/13/13.....	23 pass from C. Ponder
@ Dallas, 11/3/13.....	31 pass from C. Ponder
@ St. Louis, 9/7/14.....	7 pass from M. Cassel
vs. Carolina, 11/30/14.....	4 pass from T. Bridgewater
vs. Detroit, 9/20/15.....	5 pass from T. Bridgewater
vs. Kansas City, 10/18/15.....	4 pass from T. Bridgewater
@ Detroit, 10/25/15.....	1 pass from T. Bridgewater
vs. Green Bay, 11/22/15.....	47 pass from T. Bridgewater
vs. NY Giants, 12/27/15.....	28 pass from T. Bridgewater
vs. Green Bay, 9/18/16.....	8 pass from S. Bradford
@ Carolina, 9/25/16.....	15 pass from S. Bradford
vs. NY Giants, 10/3/16.....	7 pass from S. Bradford
vs. Detroit, 11/6/16.....	1 pass from S. Bradford
vs. Washington, 11/13/16.....	20 pass from S. Bradford
vs. Jacksonville, 12/11/16.....	3 pass from S. Bradford
vs. Chicago, 1/1/17.....	22 pass from S. Bradford
vs. New Orleans, 9/11/17.....	15 pass from S. Bradford
@ Chicago, 10/9/17.....	13 pass from C. Keenum
@ Cleveland (UK), 10/29/17.....	4 pass from C. Keenum
@ Detroit, 11/23/17.....	1 pass, 22 pass from C. Keenum
@ Atlanta, 12/3/17.....	6 pass from C. Keenum
Total.....	35 (35 receiving)

VIKINGS ORIGINAL STARTING LINEUP

The Vikings have seen the NFL change dramatically over the years. The players who started the upset win over Chicago in the 1961 opener were a mix of future stars and aging veterans who were embarking on a new adventure with the NFL's fledgling franchise. The team started veteran signal-caller George Shaw instead of rookie phenom Fran Tarkenton, a footnote in history to Tarkenton's Hall of Fame career. Tarkenton came off the bench late in the 1st quarter to spearhead the Vikings to a win over the same Bears club that posted a dominating 30-7 win only two weeks prior in a preseason game played in Cedar Rapids, IA.



Tarkenton threw 4 TD passes and hit on 17-of-23 passes for 250 yards. The Vikings opened the scoring in the game with a Mike Mercer FG. Tarkenton connected with Bob Schnelker on the 1st TD pass of his career on a 14-yard toss. Tarkenton went on to throw TDs to Jerry Reichow from 29 yards, Hugh McElhenry from a yard out and ran for a 3-yard TD himself on a QB keeper. He rounded out the day with a 2-yard TD pass to Dave Middleton, and the upstart Vikings notched a 37-13 win.

VIKINGS STARTING LINEUP IN 1961 OPENER VS. CHICAGO

WR.....	Dave Middleton, 6-1, 190, 7th Year, Auburn
LT.....	Grady Alderman, 6-3, 235, 2nd Year, Detroit
LG.....	Gerry Huth, 5-11, 228, 4th Year, Wake Forest
C.....	Bill Lapham, 6-3, 250, 2nd Year, Iowa
RG.....	Mike Rabold, 6-2, 240, 3rd Year, Indiana
RT.....	Frank Youso, 6-4, 260, 4th Year, Minnesota
TE.....	Bob Schnelker, 6-4, 215, 9th Year, Bowling Green
WR.....	Dick Haley, 5-10, 195, 2nd Year, Pittsburgh
QB.....	George Shaw, 6-0, 185, 7th Year, Oregon
HB.....	Hugh McElhenry, 6-1, 190, 10th Year, Washington
FB.....	Mel Triplett, 6-1, 215, 7th Year, Toledo
DE.....	Jim Marshall, 6-3, 230, 2nd Year, Ohio State
DT.....	Bill Bishop, 6-4, 250, 10th Year, North Texas State
DT.....	Ed Culpepper, 6-1, 255, 4th Year, Alabama
DE.....	Don Joyce, 6-3, 255, 11th Year, Tulane
LB.....	Dick Grecni, 6-1, 230, Rookie, Ohio
LB.....	Rip Hawkins, 6-3, 230, Rookie, North Carolina
LB.....	Clancy Osborne, 6-3, 217, 3rd Year, Arizona State
CB.....	Jack Morris, 6-0, 190, 4th Year, Oregon
CB.....	Dick Pesonen, 6-0, 190, 2nd Year, Minnesota-Duluth
SS.....	Rich Mostardi, 5-11, 188, 2nd Year, Kent State
SS.....	Charlie Sumner, 6-1, 195, 5th Year, William & Mary



#43

BISHOP SANKEY

POSITION: RUNNING BACK
HEIGHT/WEIGHT: 5-10/213
DOB: 9-15-92
HOMETOWN: WADSWORTH, OH

COLLEGE: WASHINGTON
ACQUIRED: PS '16
NFL SEASON: 4
VIKINGS SEASON: 2

2017 GP/GS

IR

Career GP/GS

29/12 (TEN)

Playoffs GP/GS

1/1

- Started 9 games during his rookie year after being drafted in the 2nd Round (No. 54 overall) by the Tennessee Titans in 2014.
- Joined the Vikings practice squad during the 2016 season.

OFF THE FIELD

Native of Wadsworth, Ohio...Moved to Fairchild Air Force Base near Spokane, Washington with his father, Christopher, who is in the Air Force and has been deployed 3 times to the Middle East...Featured on the ESPN documentary "Draft Academy," which followed him through the draft process.

PRO

Appeared in 29 games, making 12 starts, with the Tennessee Titans after being drafted in the 2nd Round of the 2014 draft...Totalled 762 rushing yards on 199 carries with 3 TDs during his time with the Titans...Spent the 2016 season on the practice squads of the Kansas City Chiefs and New England Patriots before being added to the Vikings practice squad on 11/25.

2017

Spent the 2017 offseason and training camp with the team...placed on injured reserve on 8/13.

2016

Signed to the Vikings practice squad on 11/25 after spending time on Kansas City and New England's practice squads throughout the year...Released by the Titans during final roster cuts.

2015

Finished the season with 193 rushing yards on 47 carries with 1 TD and 14 catches for 139 yards with 1 TD...Started 3 of the first 4 games of the season...Rushed for a career-high 74

yards at Tampa Bay (9/13) while registering the 1st receiving TD of his career, a 12-yard TD pass from Marcus Mariota... Contributed on special teams with 9 KOR for 192 yards.

2014

Led the Titans in rushing as a rookie with 569 yards on 152 carries with 2 TDs while appearing in all 16 games, making 9 starts...Finished 2nd on the team with 7 KOR for 198 yards... Earned his first career start on 10/12 vs. Jacksonville, rushing for 61 yards on a career-high 18 carries...Started the final 8 games of the season, racking up 267 yards on 77 carries with a TD and 10 catches for 69 yards during that span.

COLLEGE

Started 25 career games at Washington, appearing in 38 in total...Carried the ball 644 times for 3,496 yards and 37 TDs throughout his career while also gaining 567 yards and 1 TD on 67 receptions...Turned in a record-breaking performance against rival Washington State in the 2013 Apple Cup, breaking Corey Dillon's program single-season rushing yard record (1,775, previously 1,695) and Napoleon Kaufman's school career rushing TDs record (35, previously 34) on the same play...Earned 1st-Team All-Pac-12 after leading the Pac-12 and finishing fourth in the nation with 1,970 rushing yards, 10th most in Pac-12 history...Decided to forego his senior season and enter the 2014 draft...Majored in communications.

PREP

Attended Gonzaga Preparatory School (Spokane, Washington.) and lettered in football for 3 years after spending his freshman year in Ohio...2-time All-State selection that finished his career as the all-time leading rusher in Greater Spokane League history with 4,355 yards...Ran for more than 2,000 yards in both his junior and senior seasons.... Also lettered in outdoor track in his 3 years in Spokane, competing as a sprinter, jumper and on the relay teams.

SANKEY'S NFL TOTALS

Year	GP/GS	No.	RUSHING				TD	RECEIVING			
			Yds.	Avg.	Lg	TD		No	Yds	Avg	Lg
2014 (Ten)	16/9	152	569	3.7	22	2	18	133	7.4	18	0
2015 (Ten)	13/3	47	193	4.1	16	1	14	139	9.9	30	1
2016 (Min)	PRACTICE SQUAD										
Total	29/12	199	762	3.8	22	3	32	272	8.5	30	1

Kickoff Returns

Year	KOR	Yds	Avg	Long	TD
2014 (Ten)	7	198	28.3	42	0
2015 (Ten)	9	192	21.3	34	0
Totals	16	390	24.4	42	0

SINGLE-GAME CAREER HIGHS

Rushing Attempts.....18..... vs. Jacksonville, 10/12/14
 Rushing Yards.....74..... @ Tampa Bay, 9/13/15
 Long Rush22..... vs. Jacksonville, 10/12/14
 Rushing TDs1..... 3x, @ Tampa Bay, 9/13/15
 Receptions.....4..... vs. Houston, 10/26/14
 Receiving Yards43..... vs. Houston, 12/27/15
 Long Catch.....30..... vs. Houston, 12/27/15
 Receiving TD.....1..... @ Tampa Bay, 9/13/15
 Kick Returns3..... 2x, vs. Miami, 10/18/15
 Kick Return Yards82..... vs. Pittsburgh, 11/17/14
 Long Kick Return42..... @ Houston, 11/30/14

SANKEY'S CAREER GAME-BY-GAME (* starts)

2014TENNESSEEAtt.	Yards	Avg.	Long	TD	No.	Yards	Avg.	Long	TD
9/7@ Kansas City6	25	4.2	12	0	0	0	0.0	0	0
9/14Dallas2	3	1.5	4	0	0	0	0.0	0	0
9/21@ Cincinnati10	61	6.1	18	0	1	9	9.0	9	0
9/28@ Indianapolis6	34	5.7	10	1	2	23	11.5	13	0
10/5Cleveland8	27	3.4	11	0	0	0	0.0	0	0
10/12Jacksonville*18	61	3.4	22	0	1	7	7.0	7	0
10/19@ Washington16	56	3.5	11	0	0	0	0.0	0	0
10/26Houston9	35	3.9	9	0	4	25	6.3	12	0
11/9@ Baltimore*16	55	3.4	11	0	3	19	6.3	9	0
11/17Pittsburgh*11	38	3.5	9t	1	1	7	7.0	7	0
11/23@ Philadelphia*10	37	3.7	13	0	2	14	7.0	9	0
11/30@ Houston*10	42	4.2	12	0	0	0	0.0	0	0
12/7New York Giants*9	25	2.8	7	0	2	2	1.0	3	0
12/14New York Jets*3	8	2.7	5	0	1	18	18.0	18	0
12/18@ Jacksonville*14	44	3.1	8	0	1	9	9.0	9	0
12/28Indianapolis*4	18	4.5	11	0	0	0	0.0	0	0
2014GP/GS: 16/9152	569	3.7	22	2	18	133	7.4	18	0
2015TENNESSEEAtt.	Yards	Avg.	Long	TD	No.	Yards	Avg.	Long	TD
9/13@ Tampa Bay*12	74	6.2	16	1	2	12	6.0	12t	1
9/20@ Cleveland*12	42	3.5	8	0	0	0	0.0	0	0
9/27Indianapolis5	10	2.0	8	0	2	31	15.5	20	0
10/11Buffalo*7	20	2.9	9	0	3	23	7.7	12	0
10/18Miami3	13	4.3	9	0	1	7	7.0	7	0
10/25Atlanta0	0	0.0	0	0	0	0	0.0	0	0
11/1@ Houston0	0	0.0	0	0	0	0	0.0	0	0
11/8@ New OrleansINACTIVE									
11/15Carolina2	7	3.5	5	0	0	0	0.0	0	0
11/19@ JacksonvilleINACTIVE									
11/29Oakland0	0	0.0	0	0	0	0	0.0	0	0
12/6Jacksonville0	0	0.0	0	0	0	0	0.0	0	0
12/13@ New York JetsINACTIVE									
12/20@ New Orleans0	0	0.0	0	0	3	23	7.7	15	0
12/27Houston0	0	0.0	0	0	3	43	14.4	30	0
1/3/16@ Indianapolis0	0	0.0	0	0	0	0	0.0	0	0
2015GP/GS: 13/347	193	4.1	16	1	14	139	9.9	30	1



#34 ANDREW SENDEJO

POSITION: SAFETY
HEIGHT/WEIGHT: 6-1/210
DOB: 9-9-87
HOMETOWN: SAN ANTONIO, TX

COLLEGE: RICE
ACQUIRED: FA '11
NFL SEASON: 6
VIKINGS SEASON: 5

2017 GP/GS 9/9 **Career GP/GS** 86/49 (2/0-DAL; 84/49-MIN) **Playoffs GP/GS** 2/1 (2/1-MIN)

- Started a career-high 14 games in 2016.
- Had career-best 17 tackles vs. Washington (11/7/13).
- Begon pro career with UFL's Sacramento Mountain Lions.

OFF THE FIELD Donated the Andrew V. Sendejo Nutrition Center to the football program at Rice University...Took part in the Over The Edge challenge to raise funds and awareness for Make-A-Wish® Central and South Texas during the 2016 offseason...Took part in Vikings annual Arctic Blast snowmobile rally during the 2014 offseason...Teammates at Rice with Corey Frazier, son of former Vikings Head Coach Leslie Frazier... Earned sports management degree from Rice...Plays guitar and piano...Has extensive background in martial arts, and his father was an instructor.

HONORS Vikings Special Teams Player of the Year in 2014.

PRO Had career-best 17 tackles to lead team in win vs. Washington (11/7/13) on *Thursday Night Football*...Earned 1st career starts in 2013, starting 10 of the career-high 16 games he played on the season - 9 in place of Harrison Smith and 1 in place of Jamarca Sanford...Played in 13 games and the Wild Card Playoff in 2012...Regular contributor on special teams... Led the team in special teams tackles in 2014 with 13...Saw action in 3 games for the Vikings in 2011...Played 2 games as a rookie in 2010 for Dallas...Began pro career with UFL's Sacramento Mountain Lions in 2010 under Dennis Green.

2017 Totaled 7 tackles (2 solo) and 2 PD at Atlanta (12/3)... Led the team with 9 tackles (6 solo) at Detroit (11/23) on Thanksgiving Day...Inactive vs. LA Rams (11/19)...Posted 10 tackles (7 solo) and 2 PD at Washington (11/12)...Suspended for the team's Week 8 matchup vs. Cleveland (10/29)...Recorded 5 tackles (4 solo) vs. Baltimore (10/22)...Inactive vs. Green Bay (10/15) due to a groin injury...Appeared in his 80th game as a Viking while making his 45th career start, totaling 5 solo tackles at Chicago (10/9)...Compiled 10 tackles (5 solo) vs. Detroit

(10/1)...Totaled 7 tackles (4 solo), 2 passes defended and the 5th INT of his career vs. Tampa Bay (9/24) in his 80th career game...Contributed 10 tackles (8 solo) and a TFL at Pittsburgh (9/17)...Registered 6 tackles (2 solo) vs. New Orleans (9/11)...

2016 Started a career-best 14 games and finished 5th on the team with 72 tackles...Placed on Injured Reserve on 12/31...Posted 7 tackles (3 solo), 1 TFL, 1 pass defended and the 2nd half-sack of his career at Detroit (11/24)...Contributed a team-high 7 tackles (3 solo) at Washington (11/13)...Returned from injury vs. Detroit (11/6) and registered 3 tackles (2 solo)...Inactive with an ankle injury at Chicago (10/31)...Had an INT at Philadelphia (10/23), giving him picks in back to back games...Left game against Eagles with an ankle injury...Snagged his 1st INT of the season and had 6 tackles vs. Houston (10/9)... Led the Vikings with a season-high 11 tackles and recovered a fumble for the 2nd straight game vs Green Bay (9/18)...Registered 5 tackles (3 solo) and recovered a fumble he returned 2 yards at Tennessee (9/11)...Tied for team lead with 2 special teams tackles against the Titans.

2015 Ranked 2nd on team with 100 tackles despite missing 3 games on the season...Helped Vikings rank #5 in NFL in offensive points allowed...Notched 1st career sack when he shared one with Linval Joseph vs. St. Louis (11/8) on QB Nick Foles...Started 1st career playoff game in Wild Card vs. Seattle (1/10/16)...Posted season-best 14 tackles at Green Bay (1/3/16) in game that sealed NFC North title for the Vikings and wrestled crown away from Packers after 4-year stretch of winning division...Had 10+ tackles in 5 games on season...Scooped up 1st career FR and had 28-yard return vs. Detroit (9/20), gathering a Lance Moore fumble forced by fellow DB Captain Munnerlyn.

2014 Led the team with 13 special teams tackles...Appeared in all 16 games, making 3 starts...Forced his 1st career fumble close to the goal line vs. N.Y. Jets (12/7) that was recovered by Captain Munnerlyn and kept the Jets out of the end zone...Season-high 10 tackles at Detroit (12/14)...Had 3 games with multiple special teams tackles.

2013 Ranked 3rd on team and led Vikings DBs with 104 tackles despite not starting a game until the 4th week of the season and 3rd on team with 13 special teams stops...Led team with

12 tackles at Seattle (11/17)...Had 4 games with 10+ tackles...Snared 1st career INT at Baltimore (12/8)...Started and had career-high 17 tackles vs. Washington (11/7) on *Thursday Night Football*...Started on *Sunday Night Football* vs. Green Bay (10/27) and had 13 tackles...Started 1st NFL game vs. Pittsburgh (9/29) in International Series game at London...Started on *Monday Night Football* at N.Y. Giants (10/21) in place of injured Smith...Replaced Sanford mid-game following injury vs. Cleveland (9/22).

2012 Ranked 4th on team with 11 special teams tackles... Played in career-best 13 games and played in 1st career playoff game in Wild Card matchup at Green Bay (1/5/13)...Missed a pair of games with ankle injury in Weeks 4-5 but bounced back to play in final 11 regular season games...Had a pair of special teams stops in Wild Card Playoff game.

2011 Played in 3 games with the Vikings and was inactive for 2...Played in 1st game for Vikings in his 2nd week with the team at Detroit (12/11)...Saw time in the final 2 games of season at Washington (12/24) and vs. Chicago (1/1/12)...Signed by Vikings on 11/29...Spent preseason with Dallas, released before regular season...Joined N.Y. Jets on 9/4 and was inactive for season opener vs. Dallas (9/11)...Released by Jets and signed to their practice squad on 9/14 before his release on 9/27.

2010 Made NFL debut as a rookie with Dallas...Moved from Dallas practice squad to 53-man roster on 11/29...Played in a pair of games, notching a special teams tackle vs. Washington (12/19)...Played in 1st career game vs. Philadelphia (12/12)...Spent time with Sacramento Mountain Lions of the UFL...Tied for 2nd in UFL in tackles.

COLLEGE Ended collegiate career as an honorable mention All-Conference USA choice as a junior and senior...Left Rice ranked tied for 2nd in career tackles and tied for 7th in career INTs...Promising senior season was cut short by injury, playing in only 7 games...Notched 318 tackles, 9 INTs, 2 sacks and 7 FFs...Started all 12 games as a true freshman en route to Freshman All-America honors.

PREP Standout in football, track and soccer at Smithson Valley High in Spring Branch, Texas...Named honorable mention All-State as a junior and senior...Earned county Defensive Player of the Year as a senior.

SINGLE-GAME CAREER HIGHS

Tackles 17 vs. Washington, 11/7/13
Solo Tackles 16 vs. Washington, 11/7/13
Interception 1 5x, last vs. Tampa Bay (9/24/17)
Passes Defended 3 at Baltimore, 12/8/13
Forced Fumble 1 vs. New York Jets, 12/7/14
Fumble Recovery 1 3x, last vs. Green Bay, 9/18/16
Tackles for Loss 1 6x, last at Pittsburgh, 9/17/17
Special Teams Tackles 3 2x, last vs. Green Bay, 10/27/13

SENDEJO'S NFL TOTALS

Year	GP/GS	Tackles				Sacks	INTs	PBU	TFL	QBH	FF/FR	Special Teams
		Solo	Asst.	Total								
2010 (Dal)	2/0	0	0	0	0.0	0	0	0	0	0/0	1	
2011 (Min)	3/0	0	0	0	0.0	0	0	0	0	0/0	3	
2012 (Min)	13/0	0	0	0	0.0	0	0	0	0	0/0	11	
Playoffs	1/0	0	0	0	0.0	0	0	0	0	0/0	2	
2013 (Min)	16/10	67	37	104	0.0	1 (1)	4	4	1	0/0	13	
2014 (Min)	16/3	14	6	20	0.0	0	1	0	1	1/0	13	
2015 (Min)	13/13	57	43	100	0.5	1 (9)	6	0	1	0/1	2	
Playoffs	1/1	3	0	3	0.0	0	2	0	0	0/0	0	
2016 (Min)	14/14	40	32	72	0.5	2 (18)	5	1	1	0/2	6	
2017 (Min)	9/9	42	29	71	0.0	1 (36)	6	1	0	0/0	1	
Totals	86/49	220	147	367	1.0	5 (64)	22	6	4	1/3	50	
Playoffs	2/1	3	0	3	0.0	0	2	0	0	0/0	2	

SENDEJO'S INTERCEPTIONS

GAME **QB** **INT**
@ Baltimore, 12/8/13 Joe Flacco 1 (1)
vs. NY Giants, 12/27/15 Eli Manning 1 (9)
vs. Houston, 10/9/16 Brock Osweiler 1 (2)
@ Philadelphia, 10/23/16 Carson Wentz 1 (16)
vs. Tampa Bay, 9/24/17 Jameis Winston 1 (36)
Total **5 (64)**

**SENDEJO'S CAREER GAME-BY-GAME (* starts)
DEFENSE**


2013.....U	A	T	TFL	SK	QH	FF	FR	INT	PD	2016.....U	A	T	TFL	SK	QH	FF	FR	INT	PD
at DET - 9/8.....0	0	0	0	0.0	0	0	0	0	0	at TN - 9/11*.....3	2	5	0	0.0	0	0	1	0	0
at CHI - 9/15.....0	0	0	0	0.0	0	0	0	0	0	vs. GB - 9/18*.....8	3	11	0	0.0	0	0	1	0	0
vs. CLE - 9/22.....2	0	2	0	0.0	0	0	0	0	0	at CAR - 9/25*.....4	2	6	0	0.0	0	0	0	0	0
vs. PIT - 9/29*.....4	2	6	0	0.0	0	0	0	0	0	vs. NYG - 10/3*.....3	1	4	0	0.0	0	0	0	0	1
vs. CAR - 10/13.....3	2	5	1	0.0	0	0	0	0	0	vs. HOU - 10/9*.....2	4	6	0	0.0	0	0	0	1	1
at NYG - 10/21*.....3	3	6	0	0.0	0	0	0	0	0	at PHI - 10/23*.....0	1	1	0	0.0	0	0	0	1	1
vs. GB - 10/27*.....7	6	13	0	0.0	0	0	0	0	0	at CHI - 10/31.....INACTIVE									
at DAL - 11/3*.....4	0	4	1	0.0	0	0	0	0	0	vs. DET - 11/6*.....2	1	3	0	0.0	0	0	0	0	0
vs. WAS - 11/7*.....16	1	17	0	0.0	1	0	0	0	0	at WAS - 11/13*.....3	4	7	0	0.0	0	0	0	0	0
at SEA - 11/17*.....6	6	12	1	0.0	0	0	0	0	0	vs. ARI - 11/20*.....1	3	4	0	0.0	0	0	0	0	1
at GB - 11/24*.....4	3	7	0	0.0	0	0	0	0	1	at DET - 11/24*.....3	4	7	1	0.5	1	0	0	0	1
vs. CHI - 12/1*.....9	5	14	0	0.0	0	0	0	0	0	vs. DAL - 12/1*.....4	1	5	0	0.0	0	0	0	0	0
at BAL - 12/8*.....1	6	7	0	0.0	0	0	1	3		at JAX - 12/11*.....0	2	2	0	0.0	0	0	0	0	0
vs. PHI - 12/15*.....4	0	4	1	0.0	0	0	0	0	0	vs. IND - 12/18*.....5	2	7	0	0.0	0	0	0	0	0
at CIN - 12/22.....2	1	3	0	0.0	0	0	0	0	0	at GB - 12/24*.....2	2	4	0	0.0	0	0	0	0	0
vs. DET - 12/29.....2	2	4	0	0.0	0	0	0	0	0	vs. CHI - 1/1/17.....INJURED RESERVE									
2013...GP/GS:16/10.....67	37	104	4	0.0	1	0	0	1	4	2016...GP/GS:14/14.....40	32	72	1	0.5	1	0	2	2	5

2014.....U	A	T	TFL	SK	QH	FF	FR	INT	PD	2017.....U	A	T	TFL	SK	QH	FF	FR	INT	PD
at STL - 9/7.....0	0	0	0	0.0	0	0	0	0	0	vs. NO - 9/11*.....2	4	6	0	0.0	0	0	0	0	0
vs. NE - 9/14.....0	0	0	0	0.0	0	0	0	0	0	at PIT - 9/17*.....8	2	10	1	0.0	0	0	0	0	0
at NO - 9/21.....0	0	0	0	0.0	0	0	0	0	0	vs. TB - 9/24*.....4	3	7	0	0.0	0	0	0	1	2
vs. ATL - 9/28.....0	0	0	0	0.0	0	0	0	0	0	vs. DET - 10/1*.....5	5	10	0	0.0	0	0	0	0	0
at GB - 10/2.....0	0	0	0	0.0	0	0	0	0	0	at CHI - 10/9*.....4	3	7	0	0.0	0	0	0	0	0
vs. DET - 10/12.....0	0	0	0	0.0	0	0	0	0	0	vs. GB - 10/15.....INACTIVE									
at BUF - 10/19.....0	0	0	0	0.0	0	0	0	0	0	vs. BAL - 10/22*.....4	1	5	0	0.0	0	0	0	0	0
at TB - 10/26.....0	0	0	0	0.0	0	0	0	0	0	at CLE - 10/29.....SUSPENDED									
vs. WAS - 11/2.....0	0	0	0	0.0	0	0	0	0	0	at WAS - 11/12*.....7	3	10	0	0.0	0	0	0	0	2
at CHI - 11/16.....0	0	0	0	0.0	0	0	0	0	0	vs. LAR - 11/19.....INACTIVE									
vs. GB - 11/23.....0	0	0	0	0.0	0	0	0	0	0	at DET - 11/23*.....6	3	9	0	0.0	0	0	0	0	0
vs. CAR - 11/30.....0	0	0	0	0.0	0	0	0	0	0	at ATL - 12/3*.....2	5	7	0	0.0	0	0	0	0	2
vs. NYJ - 12/7.....1	0	1	0	0.0	0	1	0	0	0	at CAR - 12/10.....									
at DET - 12/14*.....5	5	10	0	0.0	0	0	0	0	0	vs. CIN - 12/17.....									
at MIA - 12/21*.....3	0	3	0	0.0	0	0	0	0	0	at GB - 12/23.....									
vs. CHI - 12/28*.....5	1	6	0	0.0	1	0	0	0	1	vs. CHI - 12/31.....									
2014...GP/GS:16/3.....14	6	20	0	0.0	1	1	0	0	1	2017...GP/GS:9/9.....42	29	71	1	0	0	0	0	0	6

2015.....U	A	T	TFL	SK	QH	FF	FR	INT	PD
at SF - 9/14 *.....2	2	4	0	0.0	0	0	0	0	0
vs. DET - 9/20 *...4	3	7	0	0.0	0	0	1	0	0
vs. SD - 9/27 *...3	7	10	0	0.0	0	0	0	0	1
at DEN - 10/4.....INACTIVE									
vs. KC - 10/18 *...8	2	10	0	0.0	0	0	0	0	1
at DET - 10/25 *...4	6	10	0	0.0	0	0	0	0	0
at CHI - 11/1 *...2	7	9	0	0.0	0	0	0	0	0
vs. STL - 11/8 *...5	2	7	0	0.5	1	0	0	0	1
at OAK - 11/15 *...5	4	9	0	0.0	0	0	0	0	0
vs. GB - 11/22 *...5	5	10	0	0.0	0	0	0	0	0
at ATL - 11/29 *...3	0	3	0	0.0	0	0	0	0	0
vs. SEA - 12/6.....INACTIVE									
at AZ - 12/10.....INACTIVE									
vs. CHI - 12/20 *...3	0	3	0	0.0	0	0	0	0	2
vs. NYG - 12/27 *...3	1	4	0	0.0	0	0	0	1	1
at GB - 1/3/16 *...10	4	14	0	0.0	0	0	0	0	0
2015...GP/GS:13/13.....57	43	100	0	0.5	1	0	1	1	6

2015 PLAYOFFS

vs. SEA - 1/10/16 *...3	0	3	0	0.0	0	0	0	0	2
-------------------------	---	---	---	-----	---	---	---	---	---



#83

R.J. SHELTON

POSITION: WIDE RECEIVER
HEIGHT/WEIGHT: 5-10/200
DOB: 5-6-94
HOMETOWN: BEAVER DAM, WI

COLLEGE: MICHIGAN STATE
ACQUIRED: UDFA '17
NFL SEASON: 1
VIKINGS SEASON: 1

2017 GP/GS
IR

Career GP/GS
0/0

Playoffs GP/GS
0/0

• Joins CB Trae Wayne as the only Wisconsin natives on the Vikings roster.


OFF THE FIELD Majored in advertising...Mother, Erin Broome, played guard on the Wisconsin women's basketball team (1992-93) and his father, Rodney Shelton, played football for the Badgers (lettered in 1991).

PRO Signed with the Vikings after the 2017 NFL Draft as a rookie free agent...Waived/Injured by the Vikings on 9/2/17.

COLLEGE The four-year letterwinner had 116 catches for 1,471 yards and scored a total of 16 TDs (11 receiving, four rushing, one kick return) in 52 career games, including 23 starts...Finished his career ranked among MSU's all-time leaders in kick return yards (2nd with 1,855), kick returns (2nd with 80), all-purpose yards (13th with 3,900), receptions (tied for 17th with 116) and TD catches (tied for 18th with 11)... Named 2nd-Team All-Big Ten by the coaches in 2016...Led the team in receptions (53),

receiving yards (789) and all-purpose yards (1,377), and tied for the team lead in TD catches (5), all of which were career highs... In his senior year, he tied for 5th in the Big Ten in receptions (4.4 pg), and ranked 5th in all-purpose yards (114.8 ypg), 6th in receiving yards (65.8 ypg) and tied for 9th in TD catches (5)...Was easily MSU's most explosive player in 2016 as he led the team with 22 plays of 20 yards or more (11 kick returns, 10 receptions, one rushing). He also accounted for 4 of the team's 8 plays of 50-plus yards.

PREP Attended Beaver Dam (Wisconsin) High School... PrepStar All-American...Ranked among the top-100 RBs by Rivals, Scout and ESPN...Helped the Golden Beavers to 21 victories during his 4-year career, more than the previous 5 seasons combined...1st-Team All-State selection by *Associated Press* and *Wisconsin Football Coaches Association*.



#35

MARCUS SHERELS

POSITION: CORNERBACK
HEIGHT/WEIGHT: 5-10/175
DOB: 9-30-87
HOMETOWN: ROCHESTER, MN

COLLEGE: MINNESOTA
ACQUIRED: UDFA '10
NFL SEASON: 7
VIKINGS SEASON: 7

2017 GP/GS
12/0

Career GP/GS
104/6

Playoffs GP/GS
2/0

• Holds Vikings career record with 5 career punt return TDs.
 • Vikings all-time leader in punt return yards with 2,014.

• Local product attended Rochester John Marshall High and University of Minnesota.

OFF THE FIELD Earned bachelor's degree in political science in spring 2010...Aspires to attend law school after his playing career...Older brother, Mike, played LB for the Gophers from 2004-07 and captained the team as a junior and senior. He was invited to Vikings rookie mini camp for a tryout in 2008...Brother, Mike, is a former Gophers LBs Coach...Earned Academic All-Big Ten as a sophomore.

HONORS Named **NFC Special Teams Player of the Week** for game at Chicago (11/1/15)...2016 **Vikings Special Teams Player of the Year**.

PRO Holds Vikings record with 2,014 career punt return yards, passing the 1,812 mark set by Leo Lewis (1981-91) also has a Vikings record 5 career PR TDs, passing career marks of 2 held by Mewelde Moore and David Palmer...Ranks 1st in the NFL in PR TDs (5) and in punt return yards (1,695) since 2012...Started career-high 4 games in 2013...Set Vikings single-season record with a 15.2 PR avg, breaking the previous mark of 13.2 set by David Palmer in 1995...Ranks 1st in Vikings history with a 10.6 career punt return avg. (159 for 1,688)...Holds team record with 7 career PRs of 50+ and set team mark with 2 PRs of 50+ in a season in 2013 and 2016...Notched the 3rd-longest PR TD in club history with 86-yarder at N.Y. Giants (10/21)...Set Vikings single-game record with 119 punt return yards on *Monday Night Football* at NY Giants (10/21)...Became the 10th player in

Vikings history to return a punt for a TD with a 77-yard return for a score at Detroit (9/30/12), the 7th-longest punt return in team history and the 6th-longest PR TD in team history...Set Vikings preseason record with a 109-yard KOR TD vs. Tennessee in the 2013 preseason finale at MOA Field...Climbed from rookie free agent to seeing game action in 2010 regular season finale at Detroit (1/2/11)...Signed as a rookie free agent on 5/4/10 after performance in Vikings rookie camp where he participated on a tryout basis.

2017 Registered 1 PR for 10 yards and 2 KOR for 51 yards at Atlanta (12/3)...Returned 2 punts for 14 yards and 2 KOR for 46 yards at Detroit (11/23) on Thanksgiving Day...Returned 1 punt for 9 yards and tallied a ST tackle vs. LA Rams (11/19)...Tallied 1 PR for 9 yards and 2 KOR for 79 yards at Washington (11/12) his 41-year return marked his longest KOR since 2014...Appeared in the 100th game of his NFL career vs. Cleveland (10/29) at Twickenham stadium in London, England as a part of the NFL's International series and returned 2 punts for 15 yards while tallying 2 fair catches...Recorded 3 PR for 83 yards and 1 KOR for 20 yards vs. Baltimore (10/22)...Returned 1 punt for -5 yards vs. Green Bay (10/15)... Tallied 3 PR for 41 yards at Chicago (10/9)... Returned 4 punts for 16 yards vs. Detroit (10/1)...Handled punt return duties vs. Tampa Bay (9/24), calling 3 fair catches... Returned 1 punt for 12 yards at Pittsburgh (9/17) becoming the Vikings all-time leader in punt return yardage (1,822) as he passed Leo Lewis (1,812)...Served as the team's primary punt returner, returning 2 punts for 11 yards vs. New Orleans (9/11).

2016 Finished with a 13.9 punt return average - the 2nd-best mark of his career - giving him the top 2 seasons for punt return average in Vikings history...Returned his 5th career punt for a TD on a 79-yard return vs. Houston (10/9), extending his team career record...Recovered a muffed punt early in the game vs.

NY Giants (10/3) to gain momentum...Returned a punt 54 yards for a score at Carolina (9/25), a Vikings record 4th of his career...Recorded his lone PBU on the season and returned his 1st KO of the season 18 yards vs. the Panthers.

2015 Scored his Vikings-record 3rd career punt return TD, notching a 65-yard TD return at Chicago (11/1), helping break an 8-game losing streak at Soldier Field...Set Vikings record with his 5th career punt return of 50+ yards...Earned 1st career **NFC Special Teams Player of the Week** honors for game at Chicago (11/1)...Jumped on a 49ers FG blocked by teammate Andrew Sendejo at San Francisco (9/14) in season opener and returned it 44 yards...Ranked 5th on team with 8 special teams tackles.

2014 Became the franchise leader in career punt return average with a 10.5 (114 for 1,196) average...11.0 punt return average on the season...Tied for 6th in the NFL, 3rd in the NFC, in punt return average...Longest punt return came at Detroit (12/14) with a 35-yard return...Returned 4 kickoffs for 110 yards a 27.5 average and a long return of 46 yards at Green Bay (10/2)...4th on the team with a career-high 11 special teams tackles while adding 1 forced fumble...Appeared in all 16 games.

2013 Set team record with a 15.2 avg on PRs for the season - breaking the previous mark by 2 yards per return (David Palmer, 13.2 in 1995)...Tied Vikings career record with his 2nd career PR TD, an 86-yard score at N.Y. Giants, while also setting the team record for single-game PR yards with 119 (10/21)...Set Vikings mark with 2 PRs of 50+ yards on season and is tied for club's career record with 4 PRs of 50+ for his career...Snared 1st career INT at Baltimore (12/8)...Had a pair of 8-tackle games during season, at Dallas (11/3) and at Cincinnati (12/22)...Notched 4 tackles at Green Bay (11/24)...Started at RCB for International Series game in London vs. Pittsburgh (9/29)...Stepped in for

injured Chris Cook vs. Cleveland (9/22) and tied for team-high with career-best 10 tackles, including 9 solos, and led team with 4 passes defended...Had 2 tackles and a TFL vs. Green Bay (10/27) on *Monday Night Football*.

2012 Handled all punt return duties and tied for team-high in kickoff returns with 16...Ranked 7th in NFC in PR average at 9.0 yards per...Scored 1st career TD on a 77-yard punt return at Detroit (9/30), helping match a Vikings record with a punt return and KO return in the same game when Percy Harvin also scored on a 105-yard KOR TD...The Vikings set an NFL record by posting their 3rd all-time game with a PR TD and KO return TD in the same game in club history...His 77-yard PR TD was the 1st since 2008 for the Vikings and ranks as the 7th-longest PR in team history...Returned 16 kickoffs during the season, tied with Percy Harvin for the team-lead.

2011 Moved from special teams role to start 3 games as a CB or nickel back as injuries took their toll on the Vikings backfield...Handled all punt return duties and tied for 2nd on team with 16 kickoff returns...Earned 1st career start vs. Arizona (10/9), the 1st win of the season...Notched the Vikings longest punt return of season with 53-yarder vs. Detroit (9/25) and the 3rd-longest kickoff return with a 78-yarder at Carolina (10/30)...Helped Vikings post a team-record 26.9-yard kickoff return average as a team...Started other 2 games of season vs. New Orleans (12/18) and at Washington (12/24)...Notched 1st career sack against Aaron Rodgers vs. Green Bay (10/23).

2010 Impressed the Vikings coaches enough to earn a spot on the 2010 practice squad...Released on 9/28/10 but was re-signed to the practice squad 10/13/10...Spent a total of 15 weeks on practice squad in 2010...Signed to the Vikings active roster on 12/31/10 and made his NFL debut in Detroit on 1/2/11...Originally joined Vikings as a rookie free agent.

COLLEGE Worked his way from walk-on to full-time starter as a junior and senior at CB for the Gophers...Excelled on special teams during career as a return man and in coverage...Had a pair of INTs as a junior and senior...Notched an 88-yard fumble return as a senior.

PREP Earned Honorable Mention All-State as a senior RB at Rochester John Marshall...Standout in basketball.

MANY HAPPY RETURNS

PUNT RETURN TDs IN VIKINGS HISTORY

Marcus Sherels, vs. Houston (10/9/16)	79t
Marcus Sherels, at Carolina (9/25/16)	54t
Marcus Sherels, at Chicago (11/1/15)	65t
Marcus Sherels, at NY Giants (10/21/13)	86t
Marcus Sherels, at Detroit (9/30/12)	77t
Bernard Berrian, at Arizona (12/14/08)	82t
Mewelde Moore, vs. New England (10/30/06)	71t
Mewelde Moore, at NY Giants (11/13/05)	71t
Nate Burleson, at Indianapolis (11/8/04)	91t
Randy Moss, at Kansas City (12/12/99)	64t
David Palmer, at NY Giants (9/29/96)	69t
David Palmer, at Detroit (11/23/95)	74t
Leo Lewis, vs. Atlanta (11/22/87)	78t
Charlie West, vs. Washington (11/3/68)	98t
Billy Butler, vs. San Francisco (9/29/63)	60t
Hugh McElhenny, at Chicago (12/17/61)	81t

LONGEST PUNT RETURNS IN VIKINGS HISTORY

Charlie West, vs. Washington (11/3/68)	98t
Nate Burleson, at Indianapolis (11/8/04)	91t
Marcus Sherels, at NY Giants (10/21/13)	86t
Bernard Berrian, at Arizona (12/14/08)	82t
Bob Crim, vs. NY Giants (11/5/67)	81
Hugh McElhenny, at Chicago (12/17/61)	81t
Marcus Sherels, vs. Houston (10/9/16)	79t
Leo Lewis, vs. Atlanta (11/22/87)	78t
Marcus Sherels, at Detroit (9/30/12)	77t

SHERELS' TOUCHDOWNS

GAME	PLAY
@ Detroit, 9/30/12	77-yd punt return
@ NY Giants, 10/21/13	86-yd punt return
@ Chicago, 11/1/15	65-yd punt return
@ Carolina, 9/25/16	54-yd punt return
vs. Houston, 10/9/16	79-yd punt return
Total	5 (5 PR)

SHERELS' SACK

GAME	QB	SACK
vs. Green Bay, 10/23/11	Aaron Rodgers	1.0
Total		1.0

SHERELS' INTERCEPTION

GAME	QB	INT
@ Baltimore, 12/8/13	Joe Flacco	1 (0)
Total		1 (0)

ACTIIONS SPEAK LOUDER THAN WORDS

Marcus Sherels has made a splash in the Vikings record book for PR average and TDs in his 5 seasons as the primary punt return man.

VIKINGS SINGLE-SEASON PUNT RETURN AVERAGE

PLAYER, SEASON, RETS/YDS	AVG
Marcus Sherels, 2013, 22/335	15.2
Marcus Sherels, 2016, 21/292	13.9
David Palmer, 1995, 26/342	13.2

VIKINGS CAREER PUNT RETURN AVERAGE

PLAYER, RETS/YDS	AVG
Marcus Sherels (190/2,014)	10.6
Mewelde Moore (74/768)	10.4

CAREER PUNT RETURN TDs IN VIKINGS HISTORY

Marcus Sherels	5
David Palmer	2
Mewelde Moore	2

VIKINGS CAREER PUNT RETURNS OF 50+ YARDS

PLAYER	50+ RETURNS
Marcus Sherels	7
David Palmer	4

VIKINGS CAREER PUNT RETURN YARDAGE

PLAYER (SEASONS)	YARDS
Marcus Sherels (2010-17)	2,014
Leo Lewis (1981-91)	1,812

SHERELS' NFL TOTALS

Year.....	GP/GS	Tackles							FF/FR	Special Teams	
		Solo	Asst.	Total	Sacks	INTs	PBU	TFL			QBH
2010 (Min).....	1/0	0	0	0	0.0	0	0	0	0	0/0	0
2011 (Min)	16/3	20	4	24	1.0	0	3	1	0	0/0	6
2012 (Min).....	16/0	2	3	5	0.0	0	0	0	2	0/0	6
Playoffs.....	1/0	0	0	0	0.0	0	0	0	0	0/0	1
2013 (Min).....	16/3	39	7	46	0.0	1 (0)	14	2	0	0/0	7
2014 (Min).....	16/0	0	0	0	0.0	0	0	0	0	0/0	11
2015 (Min).....	16/0	1	0	1	0.0	0	0	0	0	0/0	8
Playoffs.....	1/0	0	0	0	0.0	0	0	0	0	0/0	0
2016 (Min).....	11/0	0	0	0	0.0	0	1	0	0	0/0	6
2017 (Min).....	11/0	0	0	0	0.0	0	0	0	0	0/0	9
Totals	103/6	62	14	76	1.0	1 (0)	18	3	2	0/0	52
Playoffs	2/0	0	0	0	0.0	0	0	0	0	0/0	1

Year.....	PR	Punt Returns				Kickoff Returns					
		FC	Yds	Avg	Long	TD	KOR	Yds	Avg	Long	TD
2011 (Min)	33	20	277	8.4	53	0	16	445	27.8	78	0
2012 (Min).....	32	27	287	9.0	77t	1	16	422	26.4	41	0
Playoffs.....	3	5	25	8.3	17	0	2	60	30.0	37	0
2013 (Min).....	22	27	335	15.2	86t	1	0	0	0.0	0	0
2014 (Min).....	27	26	297	11.0	35	0	4	110	27.5	46	0
2015 (Min).....	34	15	311	9.1	65t	1	2	33	16.5	21	0
Playoffs.....	2	0	7	3.5	10	0	0	0	0.0	0	0
2016 (Min).....	21	17	292	13.9	79t	2	2	35	17.5	18	0
2017 (Min).....	21	19	215	10.2	46	0	8	198	24.8	41	0
Totals	190	151	2,014	10.6	86t	5	48	1,243	25.9	78	0
Playoffs	5	5	32	6.4	17	0	2	60	30.0	37	0

SHERELS' CAREER GAME-BY-GAME (* starts)
DEFENSE

2011.....	U	A	T	TFL	SK	QH	FF	FR	INT	PD	2013.....	U	A	T	TFL	SK	QH	FF	FR	INT	PD	
at SD - 9/11.....	0	0	0	0.0	0	0	0	0	0	0	at DET - 9/8.....	0	0	0	0.0	0	0	0	0	0	0	
vs TB - 9/18.....	0	0	0	0.0	0	0	0	0	0	0	at CHI - 9/15.....	0	0	0	0.0	0	0	0	0	0	0	
vs DET - 9/25.....	0	0	0	0.0	0	0	0	0	0	0	vs. CLE - 9/22.....	9	1	10	1	0.0	0	0	0	0	4	
at KC - 10/2.....	0	0	0	0.0	0	0	0	0	0	0	vs. PIT - 9/29*.....	0	0	0	0.0	0	0	0	0	0	1	
vs ARI - 10/9*.....	0	0	0	0.0	0	0	0	0	0	0	vs. CAR - 10/13.....	2	0	2	0	0.0	0	0	0	0	0	
at CHI - 10/16.....	0	0	0	0.0	0	0	0	0	0	0	at NVG - 10/21.....	1	1	1	0	0.0	0	0	0	0	0	
vs GB - 10/23.....	5	0	5	1.0	0	0	0	0	0	0	vs. GB - 10/27.....	1	1	2	1	0.0	0	0	0	0	0	
at CAR - 10/30.....	2	1	3	0.0	0	0	0	0	0	0	at DAL - 11/3.....	6	2	8	0	0.0	0	0	0	0	0	
at GB - 11/14.....	0	0	0	0.0	0	0	0	0	0	0	vs. WAS - 11/7.....	2	0	2	0	0.0	0	0	0	0	0	
vs OAK - 11/20.....	0	0	0	0.0	0	0	0	0	0	0	at SEA - 11/17.....	1	0	1	0	0.0	0	0	0	0	1	
at ATL - 11/27.....	3	0	3	0.0	0	0	0	0	1	1	at GB - 11/24.....	3	1	4	0	0.0	0	0	0	0	0	
vs DEN - 12/4.....	0	0	0	0.0	0	0	0	0	0	0	vs. CHI - 12/1.....	1	0	1	0	0.0	0	0	0	0	1	
at DET - 12/11.....	2	1	3	0.0	0	0	0	0	1	1	at BAL - 12/8.....	3	0	3	0	0.0	0	0	0	0	1	
vs NO - 12/18*.....	5	1	6	0.0	0	0	0	0	0	1	vs. PHI - 12/15*.....	4	0	4	0	0.0	0	0	0	0	2	
at WAS - 12/24*.....	3	1	4	0.0	0	0	0	0	0	1	at CIN - 12/22*.....	7	1	8	0	0.0	0	0	0	0	2	
vs CHI - 1/1.....	0	0	0	0.0	0	0	0	0	0	0	vs. DET - 12/29.....	0	0	0	0.0	0	0	0	0	0	0	
2011... GP/GS:16/3	20	4	24	1.0	0	0	0	0	3	3	2013... GP/GS:16/3	39	7	46	2	0.0	0	0	0	0	1	14

2012.....	U	A	T	TFL	SK	QH	FF	FR	INT	PD
vs JAC - 9/9.....	0	0	0	0.0	0	0	0	0	0	0
at IND - 9/16.....	0	1	1	0.0	0	0	0	0	0	0
vs SF - 9/23.....	0	0	0	0.0	0	0	0	0	0	0
at DET - 9/30.....	0	0	0	0.0	0	0	0	0	0	0
vs TEN - 10/7.....	0	0	0	0.0	0	0	0	0	0	0
at WAS - 10/14.....	0	0	0	0.0	0	0	0	0	0	0
vs ARZ - 10/21.....	0	0	0	0.0	0	0	0	0	0	0
vs TB - 10/25.....	1	0	1	0.0	0	0	0	0	0	0
at SEA - 11/4.....	0	0	0	0.0	0	0	0	0	0	0
vs DET - 11/11.....	0	0	0	0.0	0	0	0	0	0	0
at CHI - 11/25.....	0	0	0	0.0	0	0	0	0	0	0
at GB - 12/2.....	0	0	0	0.0	0	0	0	0	0	0
vs CHI - 12/9.....	0	0	0	0.0	0	0	0	0	0	0
at STL - 12/16.....	1	0	1	0.0	2	0	0	0	0	0
at HOU - 12/23.....	0	0	0	0.0	0	0	0	0	0	0
vs GB - 12/30.....	0	2	2	0.0	0	0	0	0	0	0
2012... GP/GS:16/0	2	3	5	0.0	2	0	0	0	0	0

2012 PLAYOFFS

at GB - 1/5/13.....	0	0	0	0.0	0	0	0	0	0	0
---------------------	---	---	---	-----	---	---	---	---	---	---

SINGLE-GAME CAREER HIGHS

Punt Returns.....	6.....	at Houston, 12/23/12
Punt Return Yards.....	119.....	at NY Giants, 10/21/13
Long Punt Return.....	86t.....	at NY Giants, 10/21/13
Punt Return TD.....	1.....	5x, last vs. Houston, 10/9/16
Kickoff Returns.....	5.....	vs. Denver, 12/4/11
Kickoff Return Yards.....	124.....	vs. Green Bay, 12/30/12
Long Kickoff Return.....	78.....	at Carolina, 10/30/11
Tackles.....	10.....	vs. Cleveland, 9/22/13
Sack.....	1.0.....	vs. Green Bay, 10/23/11
Tackle For Loss.....	1.0.....	2x, last vs. Green Bay, 10/27/13
Interception.....	1.....	at Baltimore, 12/8/13
Pass Defensed.....	4.....	vs. Cleveland, 9/22/13

2015.....	U	A	T	TFL	SK	QH	FF	FR	INT	PD	2013.....	No	Yds	Avg	FC	Lg	TD
at SF - 9/14.....	0	0	0	0	0.0	0	0	0	0	0	at DET - 9/8.....	1	6	6.0	0	6	0
vs. DET - 9/20.....	0	0	0	0	0.0	0	0	0	0	0	at CHI - 9/15.....	0	0	0.0	2	0	0
vs. SD - 9/27.....	0	0	0	0	0.0	0	0	0	0	0	vs. CLE - 9/22.....	2	2	1.0	3	2	0
at DEN - 10/4.....	0	0	0	0	0.0	0	0	0	0	0	vs. PIT - 9/29*.....	1	0	0.0	2	0	0
vs. KC - 10/18.....	0	0	0	0	0.0	0	0	0	0	0	vs. CAR - 10/13.....	0	0	0.0	2	0	0
at DET - 10/25.....	0	0	0	0	0.0	0	0	0	0	0	at NYG - 10/21.....	4	119	29.8	2	86t	1
at CHI - 11/1.....	0	0	0	0	0.0	0	0	0	0	0	vs. GB - 10/27.....	0	0	0.0	0	0	0
vs. STL - 11/8.....	0	0	0	0	0.0	0	0	0	0	0	at DAL - 11/3.....	2	35	17.5	3	26	0
at OAK - 11/15.....	0	0	0	0	0.0	0	0	0	0	0	vs. WAS - 11/7.....	2	34	17.0	0	20	0
vs. GB - 11/22.....	0	0	0	0	0.0	0	0	0	0	0	at SEA - 11/17.....	0	0	0.0	3	0	0
at ATL - 11/29.....	0	0	0	0	0.0	0	0	0	0	0	at GB - 11/24.....	2	0	0.0	3	0	0
vs. SEA - 12/6.....	0	0	0	0	0.0	0	0	0	0	0	vs. CHI - 12/1.....	2	13	6.5	2	13	0
at AZ - 12/10.....	0	0	0	0	0.0	0	0	0	0	0	at BAL - 12/8.....	1	14	14.0	0	14	0
vs. CHI - 12/20.....	0	0	0	0	0.0	0	0	0	0	0	vs. PHI - 12/15*.....	1	13	13.0	1	13	0
vs. NYG - 12/27.....	1	0	1	0	0.0	0	0	0	0	0	at CIN - 12/22*.....	1	22	22.0	2	22	0
at GB - 1/3/16.....	0	0	0	0	0.0	0	0	0	0	0	vs. DET - 12/29.....	3	77	25.7	1	50	0
2015 ... GP/GS:16/0 ...	1	0	1	0	0.0	0	0	0	0	0	2013	22	335	15.2	26	86t	1

PUNT RETURNS

2011.....	No	Yds	Avg	FC	Lg	TD
at SD - 9/11.....	2	17	8.5	1	15	0
vs TB - 9/18.....	2	3	1.5	2	2	0
vs DET - 9/25.....	4	90	22.5	3	53	0
at KC - 10/2.....	1	12	12.0	1	12	0
vs ARI - 10/9*.....	2	45	22.5	1	23	0
at CHI - 10/16.....	1	0	0.0	1	0	0
vs GB - 10/23.....	2	12	6.0	0	10	0
at CAR - 10/30.....	3	2	0.7	0	9	0
at GB - 11/14.....	2	13	6.5	0	8	0
vs OAK - 11/20.....	5	38	7.6	0	15	0
at ATL - 11/27.....	3	5	1.7	0	7	0
vs DEN - 12/4.....	3	14	4.7	2	11	0
at DET - 12/11.....	2	22	11.0	2	12	0
vs NO - 12/18*.....	0	0	0.0	1	0	0
at WAS - 12/24* ...	1	4	4.0	1	4	0
vs CHI - 1/1.....	0	0	0.0	5	0	0
2011.....	33	277	8.4	20	86t	0

2012.....	No	Yds	Avg	FC	Lg	TD
vs. JAC - 9/9.....	2	22	11.0	1	15	0
at IND - 9/16.....	5	51	10.2	0	14	0
vs. SF - 9/23.....	0	0	0.0	0	0	0
at DET - 9/30.....	1	77	77.0	3	77t	1
vs. TEN - 10/7.....	2	-1	-0.5	3	0	0
at WAS - 10/14.....	1	-2	-2.0	0	-2	0
vs. ARZ - 10/21.....	1	0	0.0	4	0	0
vs. TB - 10/25.....	3	31	10.3	0	16	0
at SEA - 11/4.....	3	1	0.3	0	2	0
vs. DET - 11/11.....	2	6	3.0	4	5	0
at CHI - 11/25.....	1	0	0.0	1	0	0
at GB - 12/2.....	2	1	0.5	2	1	0
vs. CHI - 12/9.....	0	0	0.0	5	0	0
at STL - 12/16.....	1	15	15.0	1	15	0
at HOU - 12/23.....	6	50	8.3	1	19	0
vs. GB - 12/30.....	2	36	18.0	0	25	0
2012	32	287	9.0	25	86t	1

2012 PLAYOFFS

at GB - 1/5/13.....	3	25	8.3	5	17	0
---------------------	---	----	-----	---	----	---

2014.....	No	Yds	Avg	FC	Lg	TD
at STL - 9/7.....	1	6	6.0	2	6	0
vs. NE - 9/14.....	1	11	11.0	2	11	0
at NO - 9/21.....	4	11	2.8	0	13	0
vs. ATL - 9/28.....	2	39	19.5	2	24	0
at GB - 10/2.....	2	9	4.5	2	7	0
vs. DET - 10/12.....	3	37	12.3	2	16	0
at BUF - 10/19.....	2	23	11.5	2	12	0
at TB - 10/26.....	4	25	6.3	2	13	0
vs. WAS - 11/2.....	1	8	8.0	2	8	0
at CHI - 11/16.....	0	0	0.0	1	0	0
vs. GB - 11/23.....	1	5	5.0	1	5	0
vs. CAR - 11/30.....	2	45	22.5	0	26	0
vs. NYJ - 12/7.....	1	10	10.0	2	10	0
at DET - 12/14.....	2	37	18.5	4	35	0
at MIA - 12/21.....	0	0	0.0	1	0	0
vs. CHI - 12/28.....	1	31	31.0	1	31	0
2014.....	27	297	11.0	26	35	0

2015.....	No	Yds	Avg	FC	Lg	TD
at SF - 9/14.....	2	9	4.5	1	9	0
vs. DET - 9/20.....	3	39	13.0	0	31	0
vs. SD - 9/27.....	3	38	12.7	1	20	0
at DEN - 10/4.....	1	7	7.0	0	7	0
vs. KC 10/18.....	2	14	7.0	2	8	0
at DET - 10/25.....	4	23	5.8	2	8	0
at CHI - 11/1.....	3	77	25.7	1	65t	1
vs. STL - 11/8.....	4	40	10.0	1	26	0
at OAK - 11/15.....	2	15	7.5	0	9	0
vs. GB - 11/22.....	1	0	0.0	1	0	0
at ATL - 11/29.....	2	3	1.5	0	3	0
vs. SEA - 12/6.....	2	24	12.0	0	15	0
at AZ - 12/10.....	1	0	0.0	1	0	0
vs. CHI - 12/20.....	0	0	0.0	3	0	0
vs. NYG - 12/27.....	1	1	1.0	2	1	0
at GB - 1/3/16.....	3	21	7.0	0	11	0
2015	34	311	9.1	15	65t	1

2015 PLAYOFFS

vs. SEA - 1/10/16...2	2	7	3.5	0	10	0
-----------------------	---	---	-----	---	----	---

2016	No	Yds	Avg	FC	Lg	TD
at TN - 9/11	3	10	3.3	1	12	0
vs. GB - 9/18	0	0	0.0	3	0	0
at CAR - 9/25	2	58	29.0	1	54t	1
vs. NYG - 10/3	2	13	6.5	1	8	0
vs. HOU 10/9	4	100	25.0	1	79t	1
at PHI - 10/23	2	9	4.5	1	9	0
at CHI - 10/31	INACTIVE					
vs. DET - 11/6	1	2	2.0	0	2	0
at WAS - 11/13	INACTIVE					
vs. ARI - 11/20	3	35	11.7	2	23	0
at DET - 11/24	INACTIVE					
vs. DAL - 12/1	INACTIVE					
at JAX - 12/11	INACTIVE					
vs. IND - 12/18	0	0	0.0	3	0	0
at GB - 12/24	2	20	10.0	3	20	0
vs. CHI - 1/1/17	2	45	22.5	1	36	0
2016	21	292	13.9	17	79t	2

2017	No	Yds	Avg	FC	Lg	TD
vs. NO - 9/11	2	11	5.5	0	13	0
at PIT - 9/17	1	12	12.0	2	12	0
vs. TB - 9/24	0	0	0.0	3	0	0
vs. DET - 10/1	4	16	4.0	2	8	0
at CHI - 10/9	3	41	13.7	0	21	0
vs. GB - 10/16	1	-5	-5.0	4	-5	0
vs. BAL - 10/22	3	83	27.7	0	46	0
at CLE - 10/29	2	15	7.5	2	10	0
at WAS - 11/12	1	9	9.0	0	9	0
vs. LAR - 11/19	1	9	9.0	2	9	0
at DET - 11/23	2	14	7.0	1	10	0
at ATL - 12/3	2	10	5.0	3	10	0
at CAR - 12/10	INACTIVE					
vs. CIN - 12/17	INACTIVE					
at GB - 12/23	INACTIVE					
vs. CHI - 12/31	INACTIVE					
2017	21	215	10.2	19	46	0



#78

JEREMIAH SIRLES

POSITION: TACKLE
HEIGHT/WEIGHT: 6-6/315
DOB: 8-8-91
HOMETOWN: LAKEWOOD, CO

COLLEGE: NEBRASKA
ACQUIRED: T (SD) '15
NFL SEASON: 4
VIKINGS SEASON: 3

2017 GP/GS

11/2

Career GP/GS

27/13 (2/1-SD, 25/12-MIN)

Playoffs GP/GS

0/0

• Went from undrafted rookie free agent in 2014 to starting by end of his rookie campaign in San Diego.

• Started a career-high 10 games in 2016 - 9 at RT and 1 at LG.

OFF THE FIELD Married to Emma during 2016 offseason...

Active with charity efforts through Team Jack, Tyson's Treasure Chest and fighting pediatric brain cancer...Earned degree in management in May 2012 from Nebraska and played his senior year as a grad student...Named 2nd-Team Academic All-Big 12 in 2010...Earned 3 spots on Nebraska Scholar-Athlete Honor Roll and 2-time Big 12 Commissioners Honor Roll selection...Named to Nebraska's Brook Berringer Citizenship team in 2012 and 2013...Active in community outreach programs throughout collegiate and pro career.

PRO Started his first game as a Viking vs. Houston (10/9) at RT...

Acquired by Vikings via trade with San Diego on 9/6/15...Did not play in a game for Vikings in 2015, either inactive on game day or dressed but did not play...Moved from practice squad to 53-man roster in San Diego as a rookie in 2014...Played in 2 games and started 1 late in 2014 season...Signed with San Diego as a rookie free agent on 5/31/14.

2017 Played on offense and special teams at Atlanta (12/3)...

Contributed on special teams at Detroit (11/23) on Thanksgiving Day...Played on offense and special teams vs. LA Rams (11/19)...Inactive at Washington (11/12) due to a knee injury...Inactive due to a knee injury vs. Cleveland (10/29)...Started at LG vs. Baltimore (10/22) and left due to a knee injury...Started at LG for injured Nick Easton vs. Green Bay (10/15)...Contributed on offense and special teams at Chicago (10/9), filling in at LG for Nick Easton when he left with an ankle injury...Contributed on special teams vs. Detroit (10/1)...Contributed on offense and special teams in Weeks 1-3.

2016 Started a career-high 10 games, including starting at RT

in Weeks 11-17...Started at LG for injured Alex Boone vs. Detroit (11/6)...Started at RT for the 2nd straight game at Philadelphia (10/23)...Started at RT, marking his 1st career start as a Viking, vs. Houston (10/9/16)...Played in the absence of injured RT Andre Smith vs. New York Giants (10/3)...Played in the absence of injured G Alex Boone at Carolina (9/25)...Saw 1st action as a Viking at Tennessee (9/11).

2015 inactive for 14 regular-season games and Wild Card Playoff matchup...Dressed for the 46-man game day roster but did not play vs. San Diego (9/27) and vs. Kansas City (10/18)...Acquired in trade from San Diego in final roster moves following preseason on 9/6...Went to training camp and through preseason with Chargers.

2014 Played in 2 games and started 1 in his rookie season...

Made 1st career start at Kansas City (12/28) at RG...Filled in for injured Johnnie Troutman at RG in 3rd quarter of game at San Francisco (12/20) in a 38-35 OT win for the Chargers on a Saturday night CBS national game, capping a furious 21-point comeback win, matching a team record for deficit overcome...Moved from practice squad to 53-man roster and was active but did not play for 3 weeks...Spent opening 11 weeks of season on Chargers practice squad...Released at the end of preseason and signed the following day to practice squad...Joined San Diego originally as a rookie free agent on 5/31, going through training camp and preseason.

COLLEGE Started 41 of his 53 career games played...

Huskies moved to Big Ten in 2011, his sophomore season...All-Big Ten Honorable Mention as senior and 2nd-Team as a junior...Academic All-Big Ten as a senior...2013 Recipient of Nebraska's Guy Chamberlain Award, honoring the player who contributes to betterment of the University on and off the field...Started opening 8 games of senior year at LT and final 5 at RT...Started every game as a junior for Big Ten's top total offense...Did not start as sophomore after coming off spring shoulder injury...Started every game as redshirt freshman in 2010 at LT for Big 12 North champs...Redshirted in 2009.

PREP Earned All-Colorado honors as a junior and senior at

Bear Creek High in the Denver suburb of Lakewood...Competed in basketball and track...Helped lead team to state basketball tournament as a senior.

SIRLES' CAREER GAMES/STARTS

Year	GP/GS
2014 (SD)	2/1
2015 (Min)	0/0
Playoffs	0/0
2016 (Min)	14/10
2017 (Min)	11/2
Totals	27/13
Playoffs	0/0



#1 KYLE SLOTER

POSITION: QUARTERBACK
HEIGHT/WEIGHT: 6-5/218
DOB: 2-7-94
HOMETOWN: JOHN'S CREEK, GA

COLLEGE: NORTHERN COLORADO
ACQUIRED: PS '17
NFL SEASON: R
VIKINGS SEASON: R

2017 GP/GS
0/0

Career GP/GS
0/0

Playoffs GP/GS
0/0

• Teammates with fellow Vikings DT Dylan Bradley and T Rashod Hill at Southern Mississippi before transferring to Northern Colorado.

OFF THE FIELD Had a job offer with Ashford Advisors, a financial company in his hometown of Atlanta before deciding to pursue a career in the NFL.

PRO Entered the NFL as a rookie free agent following the 2017 NFL Draft...Signed by the Broncos on 5/11/17...Released by Denver on 9/2/17...Signed to the Vikings practice squad on 9/4/17...Signed to the Vikings active roster on 9/16/17.

2017 Inactive in Weeks 10-13...Active but did not play Weeks 6-8...Inactive at Chicago (10/9)...Active but did not play vs. Detroit (10/1) Tampa Bay (9/24) and at Pittsburgh (9/17)...Signed to the Vikings active roster on 9/16.

COLLEGE Began his collegiate career at Southern Mississippi as a wide receiver...Saw action in 13 games (2 starts) during his 3 seasons at USM, catching 7 passes for 47 yards (6.7 avg.) with 1 TD...Earned Conference-USA Commissioner's Honor Roll honors in all 3 years at Southern Miss (2012-14)...Played 11 games in his 1st season at UNC, catching 6 passes for 60 yards before transitioning to QB...Completed 197-of-318 passes (61.9%) for 2,665 yards with 29 TDs and 10 INTs while also running in 3 TDs.

PREP Attended Mount Pisgah Christian School in Johns Creek, Georgia...Earned All-State honors in both football and basketball.



#22 HARRISON SMITH

POSITION: SAFETY
HEIGHT/WEIGHT: 6-2/214
DOB: 2-2-89
HOMETOWN: KNOXVILLE, TN

COLLEGE: NOTRE DAME
ACQUIRED: D1b (#29) '12
NFL SEASON: 6
VIKINGS SEASON: 6

2017 GP/GS
12/12

Career GP/GS
79/78

Playoffs GP/GS
2/2

• Named to the **Pro Bowl** in each of the past 2 seasons.
• Set Vikings record in 2015 with his 4th career INT return TD, returning 4 of his 12 INTs for scores in his 4 NFL seasons.
• Ranks 7th all-time in Vikings history in tackles among DBs with 582 career tackles.

OFF THE FIELD Graduated with a management-entrepreneurship degree in 2011 and was enrolled in graduate studies program during his senior season...His grandfather served in the U.S. Navy...His aunt, Elaine Hendrix, is an actress and has appeared in such films and shows as *Friends*, *NCIS*, and *The Parent Trap*...Active with hospital visits to the U of M Masonic Children's Hospital and assisted with the Greenway Gridiron Gallop 5k race on Father's Day...Hosts annual Kickin' It With Harrison kickball event at Vikings Winter Park headquarters that welcomes participants from Big Brothers Big Sisters of the Twin Cities, an organization he supports year-round...Earned his pilot's license at a local Minnesota airport, attending classes and lessons during the offseason.

HONORS Named to **Pro Bowl** in 2015 and 2016...Named **All-Rookie** in 2012 by *Pro Football Weekly*/PFWA and National Football Post...Voted the **Vikings Rookie of the Year** in 2012.

PRO Signed contract extension in 2016 offseason...Earned **Pro Bowl** berths following the 2015 and 2016 seasons...Set Vikings record by returning his 4th career INT TD vs. N.Y. Giants (12/27/15), breaking old mark of 3 shared by 8 players...Ranks 2nd in team history behind Joey Browner for career sacks by a DB with 9.5...Ranks 6th in Vikings history with 301 career INT return yards...Led the team in tackles and interceptions in 2014...Tied for 3rd in the NFL with 5 INTs and 2nd in INT return yards with 150 in 2014...Only player in the NFL in 2014 with at

least 3 sacks and 3 INTs...Career-long INT return at St. Louis (9/7/14) when taking an Austin Davis pass 81 yards for a TD...4 career INT return TDs is Vikings franchise record...His 3 INT returns of 50+ yards is a Vikings record...5 INTs in 2014 is most by a Vikings safety since Darren Sharper snagged 9 in 2005...Earned **All-Rookie** honors in 2012...Tied Vikings rookie record with 2 INT return TDs on the season and was 1 shy of the team record for a season...Returned 2 of his opening 3 NFL INTs for TDs...Became 1st Vikings rookie safety to start all 16 games in a season...Selected #29 overall in 2012 by the Vikings...Became just the 3rd Notre Dame player and 3rd DB chosen by the Vikings in the 1st round in team history.

2017 Totaled 6 tackles (5 solo) and a QBH at Atlanta (12/3)...Registered 6 tackles (4 solo) and a PD at Detroit (11/23) on Thanksgiving Day...Posted 2 solo tackles and 2 PBU vs. LA Rams (11/19)...Led the team and set a new season-high with 12 tackles (10 solo) and 2 TFL at Washington (11/12)...Recorded a season-high 10 tackles (7 solo), 2 QBH, a TFL and a PBU vs. Cleveland (10/29) at Twickenham stadium in London, England as a part of the NFL's International series...Posted 4 tackles (2 solo) and a TFL vs. Baltimore (10/22) as the Vikings defense held the Ravens to 208 yards of total offense...Became the 2nd DB in 2017 to record a sack and an INT in the same game, totaling 5 tackles (4 solo) 1.5 sacks, 2 TFL, 4 QBH, 1 INT and 2 PD vs. Green Bay (10/15)...Posted 3 solo tackles, 2 PD, a TFL, QBH and his 2nd INT of the season at Chicago (10/9)...Totaled 4 solo tackles, a TFL and a QBH vs. Detroit (10/1)...Led the team with 8 total tackles (6 solo), 2 passes defended and the 13th INT of his career and 1st since 2015 vs. Tampa Bay (9/24)...Tallied 6 tackles (2 solo) at Pittsburgh (9/17)...Contributed 7 tackles (3 solo) and a pass defended vs. New Orleans (9/11).

2016 Played through an ankle injury and totaled 104 tackles and 2.0 sacks in 14 games, all starts, while earning his 2nd career **Pro Bowl** nod...Returned from injury at Green Bay (12/24)

and registered 4 solo tackles to surpass 500 tackles in his career...Posted 8 tackles (7 solo) and a TFL vs. Dallas (12/1)... Posted his 2nd double-digit tackle performance of the season, tallying 10 total tackles (9 solo) and his 2nd sack of the year vs. Arizona (11/20); his 7.5 career sacks are 2.0 sacks shy of setting the Vikings all-time record for sacks by a DB...Posted 11 tackles and recovered his 4th career fumble at Philadelphia (10/3)... Led the Vikings in tackles for the 2nd consecutive game, totaling 8 tackles and 1 pass defended vs. Houston (10/9)...Led the Vikings in tackles with 9 vs. NY Giants (10/3)...Had 6 tackles, and the 1st sack of the season at Carolina (9/25)...Had 9 tackles (6 solo), 1 TFL and 1 pass defended at Tennessee (9/11), the 1st game in his home state since high school...Had INT called back after a roughing the passer penalty against the Titans.

2015 Named to **Pro Bowl** for 1st time in his career...Key part of Vikings defense that set the tone for NFC North Champions, ranking #5 in the NFL in scoring defense and jumped to #12 in the NFL in passing defense, #13 in total defense...Set Vikings record with 4th career INT return TD on his 12th career pick... Snared INTs off both Peyton and Eli Manning during the season...Started all 13 regular season games he played and Wild Card Playoff...Missed 3 games with injury...Sacked Matthew Stafford at Detroit (10/25) and shared sack of Aaron Rodgers at Green Bay (1/3/16) with DT Tom Johnson...Notched season-high 11 tackles vs. San Diego (9/27) and had season-high 8 solo stops vs. San Diego (9/27) and at Oakland (11/15).

2014 Led the team with a career-high 5 INTs, that ranked tied for 3rd in the NFL and tied for 2nd in the NFC...His 150 INT return yards was 2nd best in the NFL...Led the team in tackles for the 1st time in his career...Career highs in tackles (120), solo tackles (82), sacks (3.0), TFLs (4.0) and INTs (5)...Was the only player in the NFL to have at least 3 INTs and 3 sacks...His 5 INTs were the most by a Vikings safety since Darren Sharper had 9 in 2005...Played a major role in improving the Vikings pass defense from 31st in 2013 to 7th in 2014...Career-long INT return for a TD Week 1 at St. Louis (9/7) when taking back an Austin Davis pass 81 yards for a TD, 9th longest INT return in team history...He is tied for the franchise record with 3 INTs returned for TD...His 3 INT returns of 50+ yards is a team record...Set a career-high in tackles vs. New England (9/14) with 13...His 2 TFLs vs. Carolina (11/30) was a career-high...3 passes defended against Drew Brees at New Orleans (9/21) was a career-high...Started all 16 games.

2013 Averaged over 8 tackles per game, notching 66 in 8 games played...Returned to the field for the final 3 games of regular season, coming back vs. Philadelphia (12/15) in upset win over playoff-bound Eagles...Vikings went 2-1 in final 3 games of season...Missed 8 games as he recovered from injury yet finished 5th on team in tackles...Suffered injured toe vs. Carolina (10/13) and was placed on injured reserve for recall... Grabbed 2nd INT in consecutive games vs. Cleveland (9/22)... Snagged 1st INT of season at Chicago (10/15) when he picked off Jay Cutler...Started season opener at Detroit (9/8) and led DBs with 10 tackles...Intercepted multiple passes (2) for the 2nd time in his career, finishing 2nd on the team.

2012 Impact rookie had record-setting debut...Started all 16 games and Wild Card playoff game...Tied Vikings rookie record with 2 INT-return TDs and was 1 shy of overall club record for a season...Ranked tied for 3rd in NFL with pair of INT-return scores and ranked 2nd among NFL rookies...Led all NFL safeties with 2 INTs return TDs...Ranked 2nd on team with 129 tackles and led team with 87 yards on INT returns while matching the team-high with 3 INTs...Set Vikings record with 16 starts by a rookie safety, passing previous high of 14 by Chuck

Lamson in 1962...Ranks 3rd in INT return yards by a Vikings rookie...Had 10+ tackles in 5 games on the season and season-high 12 stops at Green Bay (12/2) and at St. Louis (12/16)... Notched lone sack at Houston (12/23), catching Matt Schaub.

COLLEGE Started in 47 of his 51 collegiate contests...Is the only player in Irish history to register more than 200 tackles (309), 15 TFLs (18.5) and 15 pass breakups (28) in a career... Was the lone captain of the 2011 Fighting Irish, an honor that has only been bestowed on 4 players at Notre Dame in the past 40 years...Split time at Notre Dame at outside linebacker and safety...Made 15 starts at LB before making the full-time switch to safety 6 games into the 2009 season...Started final 38 games...Ranks 2nd in ND history with 28 career pass breakups...Is 9th all-time with 309 career tackles...Had 3 INTs vs. Miami in 2010 Sun Bowl, setting ND single-game record.

PREP Named the Gatorade Player of the Year in Tennessee in 2006...Attended Knoxville Catholic High School...Honored as 2006 American General Tennessee Mr. Football Back of the Year after rushing for 1,340 yards and 19 TDs...Named 2006 Tennessee Class 3A All-State DB...East Tennessee HS Player of the Year in 2007...Earned Tennessee Class 3A 1st-team All-State honors as a junior...Played basketball.

HARASSIN' SMITH

Safety Harrison Smith set a Vikings record with his 4th career INT return TD, snapping the mark of 3 that was shared by 8 players. Smith's nose for the end zone has made him one of the top big-play defenders in the NFL since he entered the league in 2012.

VIKINGS CAREER INTERCEPTIONS RETURNED FOR TDs	
PLAYER	TDs/INTs
Harrison Smith	4/12
Darren Sharper	3/18
Jimmy Hitchcock	3/9
Dewayne Washington	3/10
Audray McMillian	3/19
Joey Browner	3/37
Bobby Bryant	3/51
Ed Sharockman	3/40
Rip Hawkins	3/12

VIKINGS SEASON INTERCEPTIONS RETURNED FOR TDs	
PLAYER, YEAR	TDs
Jimmy Hitchcock, 1998	3
Darren Sharper, 2005	2
Carl Lee, 1988	2
Dewayne Washington, 1994	2
Anthony Parker, 1994	2
Audray McMillian, 1992	2
Harrison Smith, 2012	2

VIKINGS CAREER INT RETURNS OF 50+ YARDS	
PLAYER, YEARS	50+ RETURNS
Harrison Smith, 2012-15	3 (56t, 81t, 52)
Charlie West, 1968-73	3 (89, 54, 50)

VIKINGS SINGLE-SEASON SACKS BY DEFENSIVE BACKS	
PLAYER, YEAR	SACKS
Robert Griffith, 1999	4
Harrison Smith, 2014	3
Brian Williams, 2003	3
Joey Browner, 1990	3
Tommy Hannon, 1979	3

VIKINGS CAREER SACKS BY DEFENSIVE BACKS	
PLAYER	SACKS
Joey Browner	9.5
Harrison Smith	9.0
Robert Griffith	7.5
Karl Kasulke	7.5

VIKINGS CAREER TACKLES BY DEFENSIVE BACKS	
PLAYER	YEAR
Tommy Hannon	1,056
Joey Browner	987
Antoine Winfield	769
Robert Griffith	714
Carl Lee	702
Paul Krause	666
Harrison Smith	582
John Turner	553
Karl Kasulke	549

SMITH'S NFL TOTALS

Year.....	GP/GS	Tackles							Special		
		Solo	Asst.	Total	Sacks	INTs	PBU	TFL	QBH	FF/FR	Teams
2012 (Min).....	16/16	79	50	129	1.0	3 (87)	13	2	5	1/1	9
<i>Playoffs</i>	1/1	7	1	8	0.0	0	0	2	0	0/0	0
2013 (Min).....	8/7	50	16	66	0.0	2 (4)	3	2	0	0/1	5
2014 (Min).....	16/16	82	38	120	3.0	5 (150)	9	4	3	1/0	1
2015 (Min).....	13/13	56	31	87	1.5	2 (35)	2	3	6	1/0	0
<i>Playoffs</i>	1/1	3	1	4	0.0	0	1	1	0	0/0	0
2016 (Min).....	14/14	70	34	104	2.0	0	3	4	5	0/2	0
2017 (Min).....	12/12	50	26	76	1.5	3 (25)	11	8	9	0/0	0
Totals	79/78	387	195	582	9.0	14 (302)	41	23	28	3/4	15
<i>Playoffs</i>	2/2	10	2	12	0.0	0	1	3	0	0/0	0

SINGLE-GAME CAREER HIGHS

Tackles..... 13vs. New England, 9/14/14
 Solo Tackles..... 103x, last vs. Washington, 11/17/17
 Interception..... 115x, last vs. Green Bay, 10/15/17
 Long INT Return..... 81tat St. Louis, 9/7/14
 INT Return TDs..... 14x, last vs. NY Giants, 12/27/15
 Sack..... 1.5vs. Green Bay, 10/15/17
 Tackles For Loss..... 2.03x, last at Washington, 11/12/17
 QB Hurries..... 42x, last vs. Green Bay, 10/15/17
 Passes Defensed..... 32x, last at New Orleans, 9/21/14
 Forced Fumble..... 14x, last vs. Detroit, 9/20/15
 Fumble Recovery..... 14x, last at Philadelphia, 10/23/16

SMITH'S CAREER GAME-BY-GAME (* starts)

2012.....	U	A	T	TFL	SK	QH	FF	FR	INT	PD	
											DEFENSE
vs JAC - 9/9*	3	4	7	0	0.0	0	0	0	0	0	1
at IND - 9/16*	7	2	9	0	0.0	0	0	0	0	0	1
vs SF - 9/23*	3	6	9	0	0.0	0	0	0	0	0	1
at DET - 9/30*	3	2	5	0	0.0	0	0	0	0	0	3
vs TEN - 10/7*	2	0	2	0	0.0	0	0	1	0	0	0
at WAS - 10/14*	1	3	4	0	0.0	0	0	0	0	0	1
vs ARZ - 10/21*	5	4	9	0	0.0	0	0	0	1	1	1
vs TB - 10/25*	10	1	11	0	0.0	0	0	0	0	0	0
at SEA - 11/4*	6	4	10	0	0.0	0	0	0	0	0	0
vs DET - 11/11*	4	3	7	0	0.0	0	0	0	0	0	0
at CHI - 11/25*	5	2	7	1	0.0	0	0	0	0	0	0
at GB - 12/2*	8	4	12	0	0.0	0	0	0	0	1	1
vs CHI - 12/9*	4	3	7	0	0.0	1	0	0	1	1	1
at STL - 12/16*	8	4	12	0	0.0	0	0	0	0	0	0
at HOU - 12/23*	5	5	10	1	1.0	4	1	0	0	1	1
vs GB - 12/30*	5	3	8	0	0.0	0	0	0	0	0	2
2012 ...GP/GS:16/16.....	79	50	129	2	1.0	5	1	1	3	13	

2012 PLAYOFFS

at GB - 1/5/13 * 7 1 8 2 0.0 0 0 0 0 0 0

2013.....	U	A	T	TFL	SK	QH	FF	FR	INT	PD	
											DEFENSE
at DET - 9/8*	7	3	10	0	0.0	0	0	1	0	1	
at CHI - 9/15*	8	3	11	0	0.0	0	0	0	1	1	
vs. CLE - 9/22*	6	0	6	1	0.0	0	0	0	1	1	
vs. PIT - 9/29*	6	2	8	0	0.0	0	0	0	0	0	
vs. CAR - 10/13*	3	3	6	0	0.0	0	0	0	0	0	
at NYG - 10/21*	INJURED RESERVED - DESIGNATED FOR RETURN										
vs. GB - 10/27*	INJURED RESERVED - DESIGNATED FOR RETURN										
at DAL - 11/3*	INJURED RESERVED - DESIGNATED FOR RETURN										
vs. WAS - 11/7*	INJURED RESERVED - DESIGNATED FOR RETURN										
at SEA - 11/17*	INJURED RESERVED - DESIGNATED FOR RETURN										
at GB - 11/24*	INJURED RESERVED - DESIGNATED FOR RETURN										
vs. CHI - 12/1*	INJURED RESERVED - DESIGNATED FOR RETURN										
at BAL - 12/8*	INJURED RESERVED - DESIGNATED FOR RETURN										
vs. PHI - 12/15	6	3	9	0	0.0	0	0	0	0	0	
at CIN - 12/22*	6	1	7	0	0.0	0	0	0	0	0	
vs. DET - 12/29*	8	1	9	1	0.0	0	0	0	0	0	
2013 ... GP/GS:8/7.....	50	16	66	2	0.0	0	0	0	1	2	3

SMITH'S TOUCHDOWNS

GAME.....**PLAY**
 vs. Arizona, 10/21/12.....31 INT return
 vs. Chicago, 12/9/12.....56 INT reutrn
 @ St. Louis, 9/7/14.....81 INT return
 vs. NY Giants, 12/27/15.....35 INT return
Total.....**4 (4 INTs)**

SMITH'S INTERCEPTIONS

GAME.....**QB**.....**INT (Yds)**
 vs. Arizona, 10/21/12.....John Skelton.....1 (31t)
 @ Green Bay, 12/2/12.....Aaron Rodgers.....1 (0)
 vs. Chicago, 12/9/12.....Jay Cutler.....1 (56t)
 @ Chicago, 9/15/13.....Jay Cutler.....1 (0)
 vs. Cleveland, 9/22/13.....Brian Hoyer.....1 (4)
 @ St. Louis, 9/7/14.....Austin Davis.....1 (81t)
 vs. Atlanta, 9/28/14.....Matt Ryan.....1 (1)
 @ Green Bay, 10/2/14.....Matt Flynn.....1 (5)
 @ Chicago, 11/16/14.....Jay Cutler.....1 (52)
 @ Miami, 12/21/14.....Ryan Tannehill.....1 (11)
 @ Denver, 10/4/15.....Peyton Manning.....1 (0)
 vs. NY Giants, 12/27/15.....Eli Manning.....1 (35t)
 vs. Tampa Bay, 9/24/17.....Jameis Winston.....1 (12)
 at Chicago, 10/9/17.....Mitchell Trubisky.....1 (-6)
 vs. Green Bay, 10/15/17.....Brett Hundley.....1 (19)
Total.....**15 (30t)**

SMITH'S SACKS

GAME.....**QB**.....**SACK**
 @ Houston, 12/23/12.....T.J. Yates.....1.0
 @ St. Louis, 9/7/14.....Austin Davis.....1.0
 vs. Carolina, 11/30/14.....Cam Newton.....1.0
 vs. New York Jets, 12/7/14.....Geno Smith.....1.0
 @ Detroit, 10/25/15.....Matthew Stafford.....1.0
 @ Green Bay, 1/3/16.....Aaron Rodgers.....0.5
 @ Carolina, 9/25/16.....Cam Newton.....1.0
 vs. Arizona, 11/20/16.....Carson Palmer.....1.0
 vs. Green Bay, 10/15/17.....Brett Hundley.....1.5
Total.....**9.0**

2014.....U	A	T	TFL	SK	QH	FF	FR	INT	PD	2016.....U	A	T	TFL	SK	QH	FF	FR	INT	PD	
at STL - 9/7*.....4	0	4	1.0	2	0	0	1	1		at TN - 9/11*.....6	3	9	1	0.0	0	0	0	0	1	
vs. NE - 9/14*.....7	6	13	0	0.0	0	0	0	0	0	vs. GB - 9/18*.....5	3	8	0	0.0	0	0	0	0	0	
at NO - 9/21*.....4	4	8	0	0.0	0	0	0	0	3	at CAR - 9/25*.....6	0	6	1	1.0	1	0	0	0	0	
vs. ATL - 9/28*.....5	4	9	0	0.0	0	0	1	1		vs. NYG - 10/3*.....6	3	9	0	0.0	0	0	0	0	0	
at GB - 10/2*.....6	1	7	0	0.0	0	0	1	1		vs. HOU - 10/9*.....5	3	8	0	0.0	0	0	0	0	1	
vs. DET - 10/12*.....2	2	4	0	0.0	0	0	0	0	0	at PHI - 10/23*.....4	7	11	0	0.0	0	0	1	0	0	
at BUF - 10/19*.....5	0	5	0	0.0	1	1	0	0	0	at CHI - 10/31*.....4	2	6	0	0.0	0	0	0	0	0	
at TB - 10/26*.....2	4	6	0	0.0	0	0	0	0	0	vs. DET - 11/6*.....5	4	9	0	0.0	1	0	0	0	0	
vs. WAS - 11/2*.....10	2	12	0	0.0	0	0	0	0	0	at WAS - 11/13*.....3	3	6	0	0.0	0	0	0	0	1	
at CHI - 11/16*.....2	2	4	0	0.0	0	0	1	1		vs. ARI - 11/20*.....9	1	10	1	1.0	1	0	0	0	0	
vs. GB - 11/23*.....6	6	12	0	0.0	0	0	0	1		at DET - 11/24*.....3	4	7	0	0.0	2	0	0	0	0	
vs. CAR - 11/30*.....6	2	8	2	1.0	0	0	0	0	0	vs. DAL - 12/1*.....7	1	8	1	0.0	0	0	0	0	0	
vs. NYJ - 12/7*.....7	2	9	1	1.0	0	0	0	0	0	at JAX - 12/11.....INACTIVE										
at DET - 12/14*.....8	0	8	0	0.0	0	0	0	0	0	vs. IND - 12/18.....INACTIVE										
at MIA - 12/21*.....5	2	7	0	0.0	0	0	1	1		at GB - 12/24*.....4	0	4	0	0.0	0	0	0	0	0	
vs. CHI - 12/28*.....3	1	4	0	0.0	0	0	0	0	0	vs. CHI - 1/1/17*.....3	0	3	0	0.0	0	0	0	0	0	
2014...GP/GS:16/16.....82	38	120	4	3.0	3	1	0	5	9	2016...GP/GS:14/14.....70	34	104	4	2.0	5	0	1	0	3	

2015.....U	A	T	TFL	SK	QH	FF	FR	INT	PD	2017.....U	A	T	TFL	SK	QH	FF	FR	INT	PD
at SF - 9/14 *.....7	3	10	0	0.0	0	0	0	0	0	vs. NO - 9/11*.....3	4	7	0	0.0	0	0	0	0	1
vs. DET - 9/20 *.....4	3	7	0	0.0	2	1	0	0	0	at PIT - 9/17*.....2	4	6	0	0.0	0	0	0	0	0
vs. SD - 9/27 *.....8	3	11	1	0.0	1	0	0	0	0	vs. TB - 9/24*.....6	2	8	0	0.0	0	0	0	1	2
at DEN - 10/4 *.....4	4	8	0	0.0	0	0	1	1		vs. DET - 10/1*.....4	0	4	1	0.0	1	0	0	0	0
vs. KC - 10/18 *.....3	2	5	0	0.0	0	0	0	0	0	at CHI - 10/9*.....1	5	6	1	0.0	1	0	0	1	2
at DET - 10/25 *.....4	4	8	1	1.0	0	0	0	0	0	vs. GB - 10/15*.....4	1	5	2	1.5	4	0	0	1	2
at CHI - 11/1 *.....3	5	8	0	0.0	2	0	0	0	0	vs. BAL - 10/22*.....2	2	4	1	0.0	0	0	0	0	0
vs. STL - 11/8 *.....2	0	2	0	0.0	1	0	0	0	0	at CLE - 10/29*.....7	3	10	1	0.0	2	0	0	0	1
at OAK - 11/15 *.....8	2	10	0	0.0	0	0	0	0	0	at WAS - 11/12*.....10	2	12	2	0.0	0	0	0	0	0
vs. GB - 11/22 *.....3	2	5	0	0.0	0	0	0	0	0	vs. LAR - 11/19*.....2	0	2	0	0.0	0	0	0	0	2
at ATL - 11/29.....INACTIVE										at DET - 11/23*.....4	2	6	0	0.0	0	0	0	0	1
vs. SEA - 12/6 *.....2	0	2	1	0.0	0	0	0	0	0	at ATL - 12/3*.....5	1	6	0	0.0	1	0	0	0	0
at AZ - 12/10.....INACTIVE										at CAR - 12/10.....									
vs. CHI - 12/20.....INACTIVE										vs. CIN - 12/17.....									
vs. NYG - 12/27 *.....3	3	6	0	0.0	0	0	0	1	1	at GB - 12/23.....									
at GB - 1/3/16 *.....5	0	5	0	0.5	0	0	0	0	0	vs. CHI - 12/31.....									
2015...GP/GS:13/13.....56	31	87	3	1.5	6	1	0	2	2	2017..GP/GS:12/12.....50	26	76	8	1.5	9	0	0	3	11

2015 PLAYOFFS
vs. SEA* - 1/10/16 * 3 1 4 1 0.0 0 0 0 0 1

SUPER BOWLS IN MINNESOTA

When Super Bowl LII comes to U.S Bank Stadium in February 2018 the game will look much different than the last Super Bowl in Minnesota. The Hubert H. Humphrey Metrodome hosted Super Bowl XXVI between Buffalo and Washington on January 26, 1992 and witnessed a 37-24 Redskins win. The Redskins went 14-2 in the regular season and the Bills were 13-3, both earning the #1 seed in their conference playoffs.

Washington jumped out to an early lead and built the advantage to 24-0 in the 3rd quarter, a deficit that Buffalo could not overcome. Redskins QB Mark Rypien was named MVP of the game after going 18-of-33 for 292 yards with 2 TDs and 1 INT. The game was broadcast to an estimated 79.6 million viewers on CBS with John Madden and Pat Summerall calling the action. The halftime show included Gloria Estefan singing and Olympic skaters Brian Boitano and Dorothy Hamill performing.

Super Bowl XXVI was part of an amazing triple crown of sporting events to take place in the Metrodome over a 12-month span. The stadium hosted the World Series between the Twins and Braves, the Super Bowl and the NCAA Men's Final Four featuring Duke topping Michigan for the title. The Metrodome is the only stadium to play host to all 3 events in a year.





#93 SHAMAR STEPHEN

POSITION: DEFENSIVE TACKLE
HEIGHT/WEIGHT: 6-5/310
DOB: 2-25-91
HOMETOWN: WESTBURY, N.Y.

COLLEGE: CONNECTICUT
ACQUIRED: D7a (#220) '14
NFL SEASON: 4
VIKINGS SEASON: 4

2017 GP/GS
12/1

Career GP/GS
49/20

Playoffs GP/GS
0/0

Harrison Smith...Had season-best 2 tackles vs. San Diego (9/27) in season-high 20 defensive snaps.

- Started next to Pro Bowl DT Linval Joseph all 16 games in 2016.
- Notched 51 tackles, 2nd only to LB Anthony Barr among Vikings rookie defenders in 2014.

OFF THE FIELD Received bachelor's degrees in economics and sociology...Father served in U.S. Air Force...Participates in many Vikings community outreach efforts...Surname pronounced STEF-en.

PRO Has appeared in 37 games and started all 16 games during the 2016 campaign, totaling 19 for his career...Saw action in all 16 games and started 3 during rookie season...Drafted in the 7th round (#220 overall) in the 2014 NFL Draft...The 1st player from UConn drafted by the Vikings since RB Vince Clements (1971)...First of 3 Vikings 7th-round selections in 2014...One of the Vikings 7 defensive selections in 2014.

2017 Compiled 2 solo tackles and 2 QBH at Atlanta (12/3)... Played on defense and special teams at Detroit (11/23)... Posted 2 tackles (1 solo) vs. LA Rams (11/19)...Tallied 2 QBH at Washington in his 1st start of the year (11/12)...Recorded a solo tackle vs. Cleveland (10/29) at Twickenham stadium in London, England as a part of the NFL's International series...Tallied 5 tackles (3 solo) and a QBH vs. Baltimore (10/22)...Posted 2 tackles (1 solo) and a QBH vs. Green Bay (10/15)...Contributed on special teams and defense at Chicago (10/9)...Compiled 2 solo tackles vs. Detroit (10/1)...Posted the first sack of his career vs. Tampa Bay (9/24), finishing with 2 total tackles (1 solo), 1 TFL and 1 QBH... Recorded 3 solo tackles and a QBH at Pittsburgh (9/17)...Contributed on defense and special teams vs. New Orleans (9/11) with 4 total tackles (1 solo).

2016 Started all 16 games for the 1st time in his career and collected a career-best 57 tackles...Registered a season-high 7 tackles (3 solo) vs. Indianapolis (12/18)...Posted 6 tackles (2 solo) and the first TFL of his career at Washington (11/13)...Had 5 tackles and a career-high 5 QB hurries at Carolina (9/25)... Started and had 5 tackles and a fumble recovery vs Green Bay (9/18)...Made his 4th career start in the season opener at Tennessee (9/11) and had 1 tackle.

2015 Saw action in 5 games before being sidelined with toe injury that placed him on Injured Reserve...Played in each of opening 5 games of the season...Recovered 1st career fumble vs. Detroit (9/20), scooping up a Theo Riddick fumble forced by

2014 Only 1st-round LB Anthony Barr was more productive among Vikings rookie defenders...Played in all 16 games, the only Vikings rookie to do so, and started 3 times...Had a tackle in every game...Started 2nd career game vs. Carolina (11/30) and notched career-best 10 tackles, with 5 solo stops...Had season-high 4 QB hurries at Miami (12/21)...Played in season opener at St. Louis (9/7) and notched 2 tackles...Had 3 tackles and a QB hurry vs. New England (9/14)...Had season-high 4 tackles at New Orleans (9/21)...Matched season-high with 4 tackles vs. Detroit (10/12)...Made 1st career start vs. Green Bay (11/23), replacing Shariff Floyd at DT against the Packers, matching his career-best with 4 tackles in the game...Started vs. N.Y. Jets (12/7) and had 4 tackles with a QB hurry...Posted 2 tackles at Detroit (12/14).

COLLEGE Started 30 of 46 games, including the final 22 games...Named 2nd-Team All-American Athletic Conference after recording 60 tackles, 3 sacks and 10 TFLs as a senior... Named Team MVP for 2013 season after being named Team Captain heading into the campaign...Participated in the 2014 Senior Bowl...Started final 10 games of 2012 season after missing the first 2 due to an injury...Registered 26 tackles, 4 passes defended and 2 TFLs as a junior...Earned Honorable Mention Freshman All-American honors as a redshirt freshman in 2010, recording 27 tackles, 4 TFLs and 2.0 sacks...Helped UConn to an 8-5 record and a berth in the Tostitos Fiesta Bowl in 2010... Named Defensive Scout Team Player of the Week during redshirt season in 2009...Faced Teddy Bridgewater 3 times during collegiate career, finishing with a 1-2 record.

PREP Two-sport standout at Long Island Lutheran (Brookville, New York) High School, playing football and basketball...Earned All-American Lutheran Team honors after guiding school to 7-2 record as a senior...Finished final prep year with 57 tackles, 12.0 sacks and 2 blocked kicks...Played 1 season of basketball with current Detroit Pistons player Tobias Harris.

STEPHEN'S NFL TOTALS

Year.....	GP/GS	Tackles					INTs	PBU	TFL	QBH	FF/FR	Special Teams
		Solo	Asst.	Total	Sacks							
2014 (Min).....	16/3	28	23	51	0.0	0	0	0	7	0/0	0	
2015 (Min).....	5/0	1	3	4	0.0	0	0	0	0	0/1	0	
2016 (Min).....	16/16	27	30	57	0.0	0	0	1	10	0/1	0	
2017 (Min).....	12/1	15	8	23	1.0	0	0	1	12	0/0	0	
Totals	49/20	71	64	135	1.0	0	0	2	29	0/2	0	

SINGLE-GAME CAREER HIGHS

Tackles.....10..... vs. Carolina, 11/30/14
 Solo Tackles.....5..... vs. Carolina, 11/30/14
 QB Hurries.....5..... at Carolina, 9/25/16
 Fumble Recovery.....1..... vs. Detroit, 9/20/15
 Tackles for Loss.....1..... vs. Tampa Bay, 9/24/17
 Sack.....1..... vs. Tampa Bay, 9/24/17

STEPHEN'S SACK	
GAME vs. Tampa Bay, 9/24/17.....	QB James Winston.....
Total	SACK1.0
	Total1.0

STEPHEN'S CAREER GAME-BY-GAME (* starts)

DEFENSE																							
2014.....	U	A	T	TFL	SK	QH	FF	FR	INT	PD	2016.....	U	A	T	TFL	SK	QH	FF	FR	INT	PD		
at STL - 9/7.....	1	2	0	0.0	0	0	0	0	0	0	at TN - 9/11*.....	1	0	1	0	0.0	0	0	0	0	0	0	
vs. NE - 9/14.....	2	1	3	0	0.0	1	0	0	0	0	vs. GB - 9/18*.....	3	2	5	0	0.0	0	0	1	0	0	0	
at NO - 9/21.....	2	2	4	0	0.0	1	0	0	0	0	at CAR - 9/25*.....	1	4	5	0	0.0	5	0	0	0	0	0	
vs. ATL - 9/28.....	1	0	1	0	0.0	0	0	0	0	0	vs. NYG - 10/3*.....	0	1	1	0	0.0	0	0	0	0	0	0	
at GB - 10/2.....	1	1	2	0	0.0	0	0	0	0	0	vs. HOU - 10/9*.....	2	1	3	0	0.0	0	0	0	0	0	0	
vs. DET - 10/12.....	2	2	4	0	0.0	0	0	0	0	0	at PHI - 10/23*.....	2	0	2	0	0.0	3	0	0	0	0	0	
at BUF - 10/19.....	1	1	2	0	0.0	0	0	0	0	0	at CHI - 10/31*.....	1	1	2	0	0.0	0	0	0	0	0	0	
at TB - 10/26.....	2	2	4	0	0.0	0	0	0	0	0	vs. DET - 11/6*.....	3	1	4	0	0.0	0	0	0	0	0	0	
vs. WAS - 11/2.....	0	1	1	0	0.0	0	0	0	0	0	at WAS - 11/13*.....	2	4	6	1	0.0	0	0	0	0	0	0	
at CHI - 11/16.....	2	0	2	0	0.0	0	0	0	0	0	vs. ARI - 11/20*.....	1	1	2	0	0.0	1	0	0	0	0	0	
vs. GB - 11/23*.....	2	2	4	0	0.0	0	0	0	0	0	at DET - 11/24*.....	1	2	3	0	0.0	0	0	0	0	0	0	
vs. CAR - 11/30*.....	5	5	10	0	0.0	0	0	0	0	0	vs. DAL - 12/1*.....	1	2	3	0	0.0	0	0	0	0	0	0	
vs. NYJ - 12/7*.....	2	2	4	0	0.0	1	0	0	0	0	at JAX - 12/11*.....	3	1	4	0	0.0	1	0	0	0	0	0	
at DET - 12/14.....	2	0	2	0	0.0	0	0	0	0	0	vs. IND - 12/18*.....	3	4	7	0	0.0	0	0	0	0	0	0	
at MIA - 12/21.....	2	2	4	0	0.0	4	0	0	0	0	at GB - 12/24*.....	1	1	2	0	0.0	0	0	0	0	0	0	
vs. CHI - 12/28.....	1	1	2	0	0.0	0	0	0	0	0	vs. CHI - 1/1/17*.....	2	5	7	0	0.0	0	0	0	0	0	0	
2014...GP/GS:16/3...28	23	51	0	0.0	7	0	0	0	0	0	2016...GP/GS:16/16...27	30	57	1	0.0	10	0	1	0	0	0		
2015.....	U	A	T	TFL	SK	QH	FF	FR	INT	PD	2017.....	U	A	T	TFL	SK	QH	FF	FR	INT	PD		
at SF - 9/14.....	0	0	0	0	0.0	0	0	0	0	0	vs. NO - 9/11.....	1	3	4	0	0.0	3	0	0	0	0	0	
vs. DET - 9/20.....	0	1	1	0	0.0	0	0	1	0	0	at PIT - 9/17.....	3	0	3	0	0.0	1	0	0	0	0	0	
vs. SD - 9/27.....	0	2	2	0	0.0	0	0	0	0	0	vs. TB - 9/24.....	1	1	2	1	1.0	1	0	0	0	0	0	
at DEN - 10/4.....	0	0	0	0	0.0	0	0	0	0	0	vs. DET - 10/1.....	2	0	2	0	0.0	0	0	0	0	0	0	
vs. KC - 10/18.....	1	0	1	0	0.0	0	0	0	0	0	at CHI - 10/9.....	0	0	0	0	0.0	1	0	0	0	0	0	
at DET - 10/25.....	INJURED RESERVE											vs. GB - 10/15.....	1	1	2	0	0.0	1	0	0	0	0	
at CHI - 11/1.....	INJURED RESERVE											vs. BAL - 10/22.....	3	2	5	0	0.0	1	0	0	0	0	0
vs. STL - 11/8.....	INJURED RESERVE											at CLE - 10/29.....	1	0	1	0	0.0	0	0	0	0	0	0
at OAK - 11/15.....	INJURED RESERVE											at WAS - 11/12*.....	0	0	0	0	0.0	2	0	0	0	0	0
vs. GB - 11/22.....	INJURED RESERVE											vs. LAR - 11/19.....	1	1	2	0	0.0	0	0	0	0	0	0
at ATL - 11/29.....	INJURED RESERVE											at DET - 11/23.....	0	0	0	0	0.0	0	0	0	0	0	0
vs. SEA - 12/6.....	INJURED RESERVE											at ATL - 12/3.....	2	0	2	0	0.0	2	0	0	0	0	0
at AZ - 12/10.....	INJURED RESERVE											at CAR - 12/10.....											
vs. CHI - 12/20.....	INJURED RESERVE											vs. CIN - 12/17.....											
vs. NYG - 12/27.....	INJURED RESERVE											at GB - 12/23.....											
at GB - 1/3/16.....	INJURED RESERVE											vs. CHI - 12/31.....											
2015...GP/GS:5/0.....1	3	4	0	0.0	0	0	0	1	0	0	2017...GP/GS:12/1...15	8	23	1	1.0	12	0	0	0	0	0	0	



#19

ADAM THIELEN

POSITION: WIDE RECEIVER

HEIGHT/WEIGHT: 6-2/200

DOB: 8-22-90

HOMETOWN: DETROIT LAKES, MN

COLLEGE: MINNESOTA STATE

ACQUIRED: UDFA '13

NFL SEASON: 4

VIKINGS SEASON: 4

2017 GP/GS
12/12Career GP/GS
59/25Playoffs GP/GS
1/0

• Ranks 4th in the NFL in receiving yards (1,056) and 7th in receptions (74).

• His 1,056 yards through 12 games ranks 4th all-time by a Viking, behind Randy Moss' 2000 and 2003 seasons and Jake Reed's 1996 season...

• Led the Vikings in receiving yards with 967 in 2016, becoming the only Minnesota native in team history to do so.

• Hauled in 12 catches for 202 yards and 2 TDs at Green Bay on 12/24/16, the 4th-most ever by a Viking in a single game and the highest ever by a Viking against Green Bay.

OFF THE FIELD Majored in management and earned bachelor's degree from MSU...Married to college sweetheart, Caitlin, who played soccer at MSU, in May of 2015 and the couple had their first child, Asher, born in October of 2016...Joins Michael

Floyd (St. Paul), Isaac Fruechte (Caledonia), C.J. Ham (Duluth), Marcus Sherels (Rochester) and Terrell Sinkfield (Minnetonka) as Minnesotans on the Vikings roster in 2017...Avid golfer, spends time golfing in Arizona and Florida in the offseason...A Detroit Lakes, Minnesota native, was a 4-sport standout athlete in HS for the Lakers (football, basketball, baseball, golf)... Helped his team to a state championship on the golf course... Active in Vikings community relations efforts, including work with the Humane Society with his wife, as well as attending the annual Vikings Arctic Blast in Thief River Falls and Winterfest in Duluth...Hosts youth football camps in the Twin Cities and his hometown Detroit Lakes...Opened a gym, ETS Elite Thielen during the 2016 offseason in Lakeville, Minnesota, just south of the Twin Cities.

HONORS Man of the Match vs. Cleveland (10/29/17) at Twickenham stadium (London, England)... 2015 Vikings Special Teams Player of the Year...NFC Special Teams Player of the Week vs. Carolina (11/30/14).

PRO Detroit Lakes, native had a breakout season in 2016 after playing mostly on special teams early in his career, setting career-highs in receptions (69), receiving yards (967), 100-yard games (3) and receiving touchdowns (5)...Signed an extension with the Vikings during the 2017 offseason...Turned in the best game of his young career at Green Bay (12/24/16) with 12 receptions for 202 yards and 2 TDs, the only Viking with 12+ receptions against the Packers...Has 3 career 100+ yard receiving games...Played in all 16 games for the Vikings the past 3 seasons...Named Vikings **Vikings Special Teams Player of the Year** in 2015...Earned **NFC Special Teams Player of the Week** honors after scoring his first NFL TD against the Carolina Panthers (11/30/14), blocking a Brad Nortman punt and returning it 30 yards for a TD...Became the 4th player to block a punt and return it for a TD in Vikings history...Hauled in his 1st receiving TD Week 17 against Chicago (12/28/14), a 44-yard pass from Teddy Bridgewater, marking the game's only TD...Continued to develop throughout 2013 season and spent all 16 weeks on Vikings practice squad...Earned invitation to continue with team following 2013 Vikings rookie camp and earned rookie free agent contract...Competed in scouting regional in Chicago and Dallas that led to his invite to the Vikings rookie camp in 2013.

2017 Caught 4 passes for 51 yards at Atlanta (12/3)...Grabbed 8 catches for 89 yards at Detroit (11/23) on Thanksgiving Day...Posted his 3rd 100-yard performance of the season, tying a single-season career-high and grabbed a TD in a third consecutive game, a new career-high, finishing the day vs. LA Rams (11/19) with 6 catches for 123 yards and a TD...Came out of the bye week firing on all cylinders, racking up 166 yards on 8 catches at Washington (11/12) with his 2nd TD in as many games, extending his streak of at least 5 catches to 9 games, tied for tops in the NFL, while also collecting his 5th game with over 100 receiving yards in his career...Continued his streak of at least 5 receptions in each game of 2017, hauling in 5 for 98 yards and his 1st TD of the season to earn 'Man of the Match' honors vs. Cleveland (10/29) at Twickenham stadium in London, England as a part of the NFL's International series...Caught 5 passes for 41 yards vs. Baltimore (10/22) becoming the only player in the NFL to have at least 5 catches in each of the 1st 7 weeks...Led the team with 9 catches for 96 yards vs. Green Bay (10/15) and has now totaled 21 catches for 298 yards in his last 2 games vs. GB...Tallied 5 catches for 34 yards at Chicago (10/9) with 1 rush for 11 yards...Caught 5 passes for 59 yards vs. Detroit (10/1)...Hauled in 5 catches for 98 yards vs. Tampa Bay (9/24) and currently sits 2nd in the NFL in receiving yards (299) behind Antonio Brown (354)...Led the Vikings with 5 receptions at Pittsburgh (9/17) totaling 44 yards...His 5 receptions pushed him over the 100 reception mark for his career...Turned in a career-game to start off the season vs. New Orleans (9/11) with 9 catches for 157 yards, the 2nd most receiving yards by a Vikings WR in a season opening game and the 3rd most by a Vikings WR on Monday Night Football.

2016 Turned in a banner year with career-highs in receptions (69), receiving yards (967) and touchdowns (5) as he quickly developed a rapport with new Vikings QB Sam Bradford...His 967 receiving yards led the team, and his 3 100-yard receiving games was tied with Stefon Diggs for the team lead...Turned in the best game of his young career at Green Bay (12/24) with 12 receptions for 202 yards and 2 TDs, the 3rd Viking to haul in 200+ yards and the first Viking with 12+ receptions against the Packers...Registered the 2nd 100-yard receiving game of his career with 101 yards on 4 catches at Jacksonville (12/11) as well as moving over the 1,000 receiving yards mark for his career...Set a then career-high with 8 receptions for 53 yards at Detroit (11/24)...Caught 4 passes for 68 yards vs. Detroit including 3 passes for 52 yards on the final drive of the 4th quarter...Started and set new career bests in receptions (7) and

receiving yards (127), as well as scoring his 3rd career receiving TD vs Houston (10/9)...Caught 3 passes for 29 yards at Carolina (9/25), including a diving, 1-handed, 19-yard reception in the 4th quarter converting on a key 3rd down...Also had 1 special teams stop against the Panthers...Tied for the team lead with 2 special teams tackles and caught 4 passes for 54 yards at Tennessee (9/11).

2015 Took over leadership role on special teams and played in every phase...Honored as **Vikings Special Teams Player of the Year**...Ranked tied for 2nd in special teams tackles with 10...Notched 1st career rushing attempts, posting best offensive day in regular-season finale at Green Bay (1/3/16) when the Vikings clinched NFC North title at Lambeau Field, wresting the crown away from the Packers after a 4-year run as champs...Ran for 67 yards on 2 carries, with a long of 41 on a fake punt, at Green Bay and added a 16-yard catch, ranking tied for 2nd in Vikings history for rushing yards in a game by a WR with the effort...Hauled in career-high 6 passes for 70 yards at eventual Super Bowl champions Denver (10/4)...Had season-long 30-yard catch at Detroit (10/25).

2014 Earned a spot on the 53-man roster to start the 2014 campaign...Made NFL debut at St. Louis (9/7)...A special teams ace, finished tied for 2nd in special teams tackles, totaling 12 on the season...Named **NFC Special Teams Player of the Week** after blocking a punt against Carolina (11/30) and returning it 30 yards to paydirt, at the time was the longest blocked punt returned for a TD in team history, a record that was broken in the same game by DE Everson Griffen...1st NFL reception came at Green Bay (10/2), led the team in receiving that game, finishing with 4 receptions for 57 yards...Recorded 1st NFL receiving TD Week 17 vs. the Bears (12/28), a 44-yard strike from QB Teddy Bridgewater, marking the game's only TD.

2013 Earned practice squad position throughout entire season...Saw preseason action with Vikings at WR and on special teams...Was signed on 5/6 to rookie free agent contract following Vikings rookie camp when unsigned rookies are invited to practice with draft choices and rookie free agent signings to showcase their ability...Released on 8/31 and signed on 9/1 to the Vikings practice squad for the remainder of the season.

COLLEGE Started 37 of his 46 career games at Minnesota State...Ended college career ranked #2 in school history in receptions (198), 3rd in receiving yards (2,802), 3rd in receiving TDs (20), 3rd in punt return yards (582) and 3rd in punt returns (57)...Had 74 receptions for 1,176 yards and 8 TDs as a senior...Named 1st-Team All-Northern Sun Conference South Division as a senior and 2nd-Team as a junior...Helped lead the Mavericks to a 13-1 record and a national semifinal berth as a senior...7th MSU Alumni to play in the NFL, joining Bob Bruer (1979-80 with San Francisco; 1980-83 with Minnesota) and Tywan Mitchell (2000-01 with Arizona) as the only 3 former Mavericks to play in a non-lockout NFL regular season.

PREP 4-sport standout at Detroit Lakes High in Northern Minnesota, competing in football, basketball, golf and baseball...Helped team to a 9-1 mark as a senior and named All-State...Member of Lakers state champs golf team...Played basketball for the Lakers and considered playing collegiality.

THIELEN'S NFL TOTALS

Year	GP/GS	RUSHING					RECEIVING					
		No.	Yds.	Avg.	Lg	TD	No.	Yds.	Avg.	Lg	TD	STT
2014 (Min)	16/2	0	0	0.0	0	0	8	137	17.1	44t	1	12
2015 (Min)	16/2	4	89	22.3	41	0	12	144	12.0	30	0	10
Playoffs	1/0	0	0	0.0	0	0	0	0	0.0	0	0	0
2016 (Min)	16/10	2	15	7.5	11	0	69	967	14.0	71t	5	3
2017 (Min)	12/12	1	11	11.0	11	0	74	1,056	14.2	65t	3	0
Total	S9/25	7	115	16.4	41	0	163	2,304	14.1	71t	9	25
Playoffs	1/0	0	0	0.0	0	0	0	0	0.0	0	0	0

SINGLE-GAME CAREER HIGHS

Receptions	12	at Green Bay, 12/24/16
Receiving Yards	202	at Green Bay, 12/24/16
Long Reception	71t	at Green Bay, 12/24/16
TD Receptions	2	at Green Bay, 12/24/16
Rushes	2	at Green Bay, 1/3/16
Rushing Yards	67	at Green Bay, 1/3/16
Long Rush	41	at Green Bay, 1/3/16
Special Teams Tackles	3	at Chicago, 11/16/14
Blocked Punt Return	1	vs. Carolina, 11/30/14
Long Blocked Punt Return	30t	vs. Carolina, 11/30/14
Kickoff Return	1	3x, last at Green Bay, 12/24/16
Long Kickoff Return	21	vs. Green Bay, 11/23/14
Punt Return	2	2x, last vs. Dallas, 12/1/16
Long Punt Return	9	at Jacksonville, 12/11/16

VIKINGS 200-YARD RECEIVING DAYS

PLAYER / GAME	Yds/Rec/TD
Sammy White, 11/7/76	210/7/2
Randy Moss, 11/14/99	204/12/0
Adam Thielen, 12/24/16	202/12/2
Paul Flatley, 10/24/65	202/7/2
Sidney Rice, 11/15/09	201/7/0

THIELEN GOOD

Adam Thielen took another stride in 2016 as a playmaker for the Vikings offense in his 3rd NFL season.

VIKINGS CATCHES OF 20+ YARDS IN 2016

PLAYER	20+ RECEPTIONS
Adam Thielen	16
Stefon Diggs	10
Kyle Rudolph	10

VIKINGS GAMES WITH 100+ RECEIVING YARDS IN 2016

PLAYER	100+ RECEIVING YARD GAMES
Stefon Diggs	3 (at Ten, vs. GB, at Was)
Adam Thielen	3 (vs. Hou, at Jax, at GB)

THIELEN'S TOUCHDOWNS

GAME	PLAY
vs. Carolina, 11/30/14	30-yard blocked punt return
vs. Chicago, 12/28/14	44-yard catch from Bridgewater
vs. Houston, 10/9/16	36-yard catch from Bradford
at Washington, 11/13/16	1-yard catch from Bradford
vs. Arizona, 11/20/16	16-yard catch from Bradford
at Green Bay, 12/24/16	71-yard catch from Bradford
	8-yard catch from Bradford
at Cleveland (UK), 10/29/17	18-yard catch from Keenum
at Washington, 11/12/17	1-yard catch from Keenum
vs. LA Rams, 11/19/17	65-yard catch from Keenum
Total	10 (1 BPR, 9 receiving)

THIELEN'S 100-YARD GAMES (6)

Game	Yds/Rec/TD
10/9/16 vs. Houston	127/7/1
12/11/16 at Jacksonville	101/4/0
12/24/16 at Green Bay	202/12/2
9/11/17 vs. New Orleans	157/9/0
11/12/17 at Washington	166/8/1
11/19/17 vs. LA Rams	123/6/1

TOP-5 DUO

The WR duo of Adam Thielen and Stefon Diggs has been the force behind the Vikings passing attack. Their combined 1,686 receiving yards is 2nd in the NFL.

WR DUO // TEAM	YARDS
A. Brown / J. Smith-Schuster // PIT	1,296/585
A. Thielen / S. Diggs // MIN	1,057/630
J. Jones / M. Sanu // ATL	1,063/495
M. Thomas / T. Cinn // NO	805/641
G. Tate / M. Jones // DET	731/698

DETROIT LAKES FINEST

After a breakout campaign in 2016, Adam Thielen has continued his success in 2017. The 4th-year WR has been crucial to the Vikings offense, leading the club in both receptions and receiving yards.

RECEIVING YARDS // 1ST 12 GAMES / VIKINGS HISTORY

PLAYER, YEAR	YARDS
Randy Moss, 2003	1,239
Randy Moss, 2000	1,170
Jake Reed, 1996	1,079
Adam Thielen, 2017	1,056

GAMES WITH 5+ RECEPTIONS // 2017

PLAYER, TEAM	GAMES
1) Jarvis Landry, MIA	12
2) Adam Thielen, MIN	11
3t) Michael Thomas, NO	10
3t) Demaryius Thomas, DEN	9

3RD DOWN RECEPTIONS // 2017

PLAYER, GAME	RECEPTIONS
1) Keenan Allen, LAC	31
2) Adam Thielen, MIN	27
3) Larry Fitzgerald, ARI	25
4t) Jarvis Landry, MIA	23
4t) Golden Tate, DET	23
6) Marqise Lee, JAX	21

3RD DOWN RECEPTIONS FOR 1ST DOWNS // 2017

PLAYER, GAME	RECEPTIONS
1) Keenan Allen, LAC	26
2) Adam Thielen, MIN	21
3) Larry Fitzgerald, ARI	19
4t) Marqise Lee, JAX	17
4t) Golden Tate, DET	17
4t) DeAndre Hopkins, HOU	17

THIELEN'S CAREER GAME-BY-GAME (* starts)

		RECEIVING				
2014.....	MINNESOTA.....	No.	Yards	Avg.	Long	TD
9/7@ St. Louis	0	0	0	0	0
9/14New England	0	0	0	0	0
9/21@ New Orleans*	0	0	0	0	0
9/28Atlanta	0	0	0	0	0
10/2@ Green Bay	4	57	14.3	17	0
10/12@ Detroit	0	0	0	0	0
10/19@ Buffalo*	0	0	0	0	0
10/26@ Tampa Bay	0	0	0	0	0
11/2@ Washington	0	0	0	0	0
11/16@ Chicago	0	0	0	0	0
11/23Green Bay	0	0	0	0	0
11/30Carolina	0	0	0	0	0
12/7New York Jets	0	0	0	0	0
12/14@ Detroit	0	0	0	0	0
12/21@ Miami	1	12	12.0	12	0
12/28Chicago	3	68	22.6	44t	1
Totals	..GP/GS: 16/2	8	137	17.1	44t	1

		RECEIVING				RUSHING					
2015.....	MINNESOTA.....	No.	Yards	Avg.	Long	TD	Att.	Yards	Avg.	Long	TD
9/14@ San Francisco	0	0	0.0	0	0	0	0	0.0	0	0
9/20@ Detroit	0	0	0.0	0	0	0	0	0.0	0	0
9/27San Diego	2	16	8.0	11	0	0	0	0.0	0	0
10/4at Denver	6	70	11.7	18	0	0	0	0.0	0	0
10/18Kansas City	0	0	0.0	0	0	0	0	0.0	0	0
10/25@ Detroit	1	30	30.0	30	0	0	0	0.0	0	0
11/1@ Chicago	0	0	0.0	0	0	0	0	0.0	0	0
11/8St. Louis	0	0	0.0	0	0	0	0	0.0	0	0
11/15@ Oakland	0	0	0.0	0	0	1	14	14.0	14	0
11/22Green Bay	0	0	0.0	0	0	0	0	0.0	0	0
11/29@ Atlanta	0	0	0.0	0	0	0	0	0.0	0	0
12/6Seattle	0	0	0.0	0	0	0	0	0.0	0	0
12/10@ Arizona	1	7	7.0	7	0	0	0	0.0	0	0
12/20Chicago*	0	0	0.0	0	0	1	8	8.0	8	0
12/27NY Giants*	1	5	5.0	5	0	0	0	0.0	0	0
1/3/16@ Green Bay	1	16	16.0	16	0	2	67	33.5	41	0
TotalsGP/GS: 16/2	12	144	12.0	30	0	4	89	22.3	41	0
PLAYOFFS											
1/10/16Seattle	0	0	0.0	0	0	0	0	0.0	0	0

		RECEIVING				
2016.....	MINNESOTA.....	No.	Yards	Avg.	Long	TD
9/11@ Tennessee	4	54	13.5	21	0
9/18vs. Green Bay*	4	41	10.3	15	0
9/25@ Carolina	3	29	9.7	19	0
10/3vs. NY Giants	2	21	10.5	18	0
10/9vs. Houston*	7	127	18.1	36t	1
10/23@ Philadelphia*	2	52	26.0	27	0
10/31@ Chicago	3	40	13.3	21	0
11/6vs. Detroit*	4	68	17.0	29	0
11/13@ Washington	3	21	7.0	11	1
11/20vs. Arizona*	5	65	13.0	22	1
11/24@ Detroit*	8	53	6.6	10	0
12/1vs. Dallas	7	86	12.3	23	0
12/11@ Jacksonville*	4	101	25.3	41	0
12/18vs. Indianapolis*	0	0	0.0	0	0
12/24@ Green Bay*	12	202	16.8	71t	2
1/1/17vs. Chicago*	1	7	7.0	7	0
Totals	..GP/GS: 16/10	69	967	14.0	71t	5

CAN'T FIGHT THIS THIELEN ANYMORE

Adam Thielen has shown a knack for making big plays in big situations during his Vikings career. He has excelled on special teams, receiving and rushing the ball.

MOST RUSHING YARDS IN A GAME BY VIKINGS WRs

PLAYER, GAME **YARDS**

Cordarrelle Patterson, at St. Louis, 9/7/14102

Adam Thielen, at Green Bay, 1/3/1667

Percy Harvin, at Kansas City, 10/2/1167

LONGEST VIKINGS FAKE PUNTS

PLAYER, GAME **YARDS**

Andrew Sendejo, at Chicago, 9/7/1448 run

Bobby Walden, vs. San Francisco, 10/30/6645 run

Adam Thielen, at Green Bay, 1/3/1641 run

LONGEST BLOCKED PUNT RETURN TDs BY VIKINGS

PLAYER, GAME **YARDS**

Everson Griffen, vs. Carolina, 11/30/1443t

Adam Thielen, vs. Carolina, 11/30/1430t

Nate Allen, vs. NY Giants, 10/17/7628t

		RECEIVING				RUSHING					
2017.....	MINNESOTA.....	No.	Yards	Avg.	Long	TD	Att.	Yards	Avg.	Long	TD
9/11vs. New Orleans*	9	157	17.4	44	0	0	0	0.0	0	0
9/17at Pittsburgh*	5	44	8.8	24	0	0	0	0.0	0	0
9/24s. Tampa Bay*	5	98	19.6	45	0	0	0	0.0	0	0
10/1vs. Detroit*	5	59	11.8	24	0	0	0	0.0	0	0
10/9at Chicago*	5	34	6.9	14	0	0	0	0.0	0	0
10/15vs. Green Bay*	9	96	10.7	23	0	0	0	0.0	0	0
10/22vs. Baltimore*	5	41	8.2	14	0	0	0	0.0	0	0
10/29at Cleveland*	5	98	19.6	25	1	0	0	0.0	0	0
11/12at Washington*	6	166	20.8	49	1	0	0	0.0	0	0
11/19vs. LA Rams*	5	123	20.5	65t	1	0	0	0.0	0	0
11/23at Detroit*	8	89	11.1	16	0	0	0	0.0	0	0
12/3at Atlanta*	4	51	12.8	22	0	0	0	0.0	0	0
12/10at Carolina	0	0	0.0	0	0	0	0	0.0	0	0
12/17vs. Cincinnati	0	0	0.0	0	0	0	0	0.0	0	0
12/23at Green Bay	0	0	0.0	0	0	0	0	0.0	0	0
12/31vs. Chicago	0	0	0.0	0	0	0	0	0.0	0	0
TOTALS	GP/GS: 12/12	74	1,056	14.2	65t	3					



11

LAQUON TREADWELL

POSITION: WIDE RECEIVER
HEIGHT/WEIGHT: 6-2/215
DOB: 6-14-95
HOMETOWN: CRETE, IL

COLLEGE: MISSISSIPPI
ACQUIRED: D1 (#23) '16
NFL SEASON: 2
VIKINGS SEASON: 2

2017 GP/GS
12/5

Career GP/GS
21/6

Playoffs GP/GS
0/0

• Holds 12 University of Mississippi records, including single-season receptions (82), single-season receiving yards (1,153), single-season receiving TDs (11) and career catches (202).

• The 1st Ole Miss WR drafted in the 1st round in school history and the 2nd Mississippi player drafted in 1st round by Vikings.

• Led the SEC with 11 receiving TDs and 1,153 yards in 2015.

OFF THE FIELD Hosted his 1st football camp before the 2016 NFL Draft in Oxford, Mississippi, with the proceeds providing scholarships to low-income and underprivileged players... Stayed up until 2 a.m. following the Rebels Sugar Bowl victory, his final collegiate game, to sign autographs for every child and fan at team hotel...Spoke at 3 Chicago-area schools: Crete-Monee, Balmoral Elementary and Cottage Grove Upper Grade Center prior to the NFL Draft to encourage and thank the students...Close with his mother, Tami, who raised him along with 3 brothers and 2 sisters...Has a daughter, Madison, who attended the NFL Draft in his hometown of Chicago and went on stage with him when selected...Enjoys fishing and cooking and would like to start his own business.

PRO Enters his 2nd season as the youngest Vikings WR on roster and younger than any 1st-round WR selected in the 2017 NFL Draft...Selected with the 23rd pick in the 2016 NFL draft... Declared for the NFL Draft as a junior...Was the 2nd of 3 Ole Miss players to be selected in the 1st round of 2016...4th WR chosen in the 1st round of 2016...1st Mississippi WR drafted in the 1st round in school history...Formed a bond with Vikings 2nd-year WR Stefon Diggs, who offered guidance and support leading up to the NFL Draft.

2017 Caught 1 pass for 9 yards and a key 3rd down conversion at Atlanta (12/3)...Played on offense at Detroit (11/23) on Thanksgiving Day...Caught 2 passes for 10 yards vs. LA Rams (11/19)...Played on offense and special teams at Washington (11/12)...Caught 1 pass for 21 yards vs. Cleveland (10/29) at Twickenham stadium in London, England as a part of the NFL's International series...Hauled in 3 passes for 28 yards vs. Baltimore (10/22)...Tied his career-high with 3 catches and set a new career-high with 51 yards including a highlight-reel 1-handed catch vs. Green Bay (10/15)...Contributed on offense and special teams at Chicago (10/9) and vs. Detroit (10/1)... Caught 1 pass for 2 yards vs. Tampa Bay (9/24)...Set career-highs with 3 catches for 33 yards at Pittsburgh (9/17)...Hauled in his 2nd career reception, a 7-yard grab vs. New Orleans (9/11) in the 1st start of his career.

TREADWELL'S NFL TOTALS

Year	GP/GS	RECEIVING					
		No.	Yds.	Avg.	Lg	TD	STT
2016 (Min)	9/1	1	15	15.0	15	0	0
2017 (Min)	12/5	15	161	10.7	25	0	0
Total	21/6	16	176	11.0	25	0	0

SINGLE-GAME CAREER HIGHS

Receptions.....3..... 3x, last vs. Baltimore, 10/22/17
 Receiving Yards 51..... vs. Green Bay, 10/15/17
 Long Reception25..... vs. Green Bay, 10/15/17

2016 Appeared in 9 games...Hauled in his 1st career reception for 15 yards vs. Detroit (11/6)...Contributed on offense and special teams during his rookie campaign.

COLLEGE Appeared in 35 games, making 31 starts during his Mississippi career...Caught at least 2 passes in all 35 games... Had career highs in receptions (82), receiving yards (1,153) and TDs (11) as a junior...Biletnikoff Award finalist for best WR in the nation...All-American honors from multiple national outlets...All-SEC 1st-Team as voted on by the coaches...Midseason Comeback Player of the Year award from ESPN.com...Led SEC with 1,153 receiving yards and 2nd with 82 receptions...6 games with 100+ yards and 6-consecutive games with 1+ TD, both are single-season school records...Caught 5 passes for 80 yards and 1 TD while winning at #2 Alabama (9/19)...Career highs in receptions (14) and receiving yards (144) at #22 Memphis (10/17) and threw a 68-yard TD pass...Shined in the Sugar Bowl victory over Oklahoma State with 6 catches for 71 yards and a career-high 3 TDs...All-SEC 2nd-Team as a sophomore after having his season cut short due to a severe leg/ankle injury...Played in 9 games with 8 starts while totaling 48 receptions, 632 receiving yards and 5 TDs...Appeared in 13 games, making 12 starts at slot receiver as a true freshman...Named SEC Freshman of the Year by league coaches...1st player in school history to win the award...1st-Team Freshman All-American by 3 national outlets... Established freshman records at Ole Miss in receptions (72), receiving yards (608) and TDs (5). The 72 catches were 2nd-most in team history at the time.

PREP Led Crete-Monee to its 1st-ever Illinois Class 6A state title...All-American selection by numerous national outlets...#1 WR prospect by various recruiting websites...Named Illinois Male Athlete of the Year by the NWI Times along with Chicago Player of the Year...1st-Team All-State as a junior and senior... As a senior, produced 81 catches for 1,424 yards and 16 TDs while rushing for 257 yards and 7 TDs while adding 56 tackles and 6 INTs on defense...Played DE and compiled 45 tackles, 10 TFLs and 8.0 sacks as a junior...Recorded 75 catches for 1,391 yards and 18 TDs...Also played basketball at Crete-Monee.

TREADWELL'S CAREER GAME-BY-GAME (* starts)

		RECEIVING				
2016	MINNESOTA	No.	Yards	Avg.	Long	TD
9/11	@ Tennessee	DID NOT PLAY				
9/18	vs. Green Bay	0	0	0.0	0	0
9/25	@ Carolina	INACTIVE				
10/3	vs. NY Giants	0	0	0.0	0	0
10/9	vs. Houston	0	0	0.0	0	0
10/23	@ Philadelphia	INACTIVE				
10/31	@ Chicago	0	0	0.0	0	0
11/6	vs. Detroit	1	15	15.0	15	0
11/13	@ Washington	INACTIVE				
11/20	vs. Arizona	0	0	0.0	0	0
11/24	@ Detroit*	0	0	0.0	0	0
12/1	vs. Dallas	0	0	0.0	0	0
12/11	@ Jacksonville	0	0	0.0	0	0
12/18	vs. Indianapolis	INACTIVE				
12/24	@ Green Bay	INACTIVE				
1/1/17	vs. Chicago	INACTIVE				
2016	(GP/GS: 9/0)	1	15	15.0	15	0

2017	MINNESOTA	No.	Yards	Avg.	Long	TD
9/11	vs. New Orleans*	1	7	7.0	7	0
9/17	@ Pittsburgh*	3	33	11.0	15	0
9/24	vs. Tampa Bay	1	2	2.0	2	0
10/1	vs. Detroit	0	0	0.0	0	0
10/9	@ Chicago*	0	0	0.0	0	0
10/15	vs. Green Bay*	3	51	17.0	25	0
10/22	vs. Baltimore*	3	28	9.3	11	0
10/29	@ Cleveland	1	21	21.0	21	0
11/12	@ Washington*	0	0	0.0	0	0
11/19	vs. LA Rams	2	10	5.0	10	0
11/23	@ Detroit	0	0	0.0	0	0
12/3	@ Atlanta	1	9	9.0	9	0
12/10	@ Carolina					
12/17	vs. Cincinnati					
12/23	@ Green Bay					
12/31	vs. Chicago					
2017	GP/GS: 12/5	15	161	10.7	25	0



#57 SHAAN WASHINGTON

POSITION: LINEBACKER
HEIGHT/WEIGHT: 6-2/237
DOB: 12-29-93
HOMETOWN: CRETE, IL

COLLEGE: MISSISSIPPI
ACQUIRED: D1 (#23) '16
NFL SEASON: 2
VIKINGS SEASON: 2

2017 GP/GS	Career GP/GS	Playoffs GP/GS
IR	0/0	0/0

OFF THE FIELD Majored in Recreation, Park and Tourism Science...Son of Shaan Washington, Sr. and Vivian Stephenson.

PRO Entered the NFL as a rookie free agent following the 2017 NFL Draft...

2016 Spent the 2017 offseason and training camp with the Vikings...placed on injured reserve on 7/31.

COLLEGE Appeared in 48 games as an Aggie, starting the final 26 games of his career...Totaled 275 tackles (111 solo), 22.0 TFL, 11 PD, 4 FF and 3 FR during his career...Led Texas A&M in tackles (104) as a senior...Saw action in 12 games as a true freshman.

PREP Attended Alexandria Senior (Alexandria, Louisiana) High School...Earned First-Team All-CenLa and All-District 3-4A First-Team honors...Earned Second-Team All-State and Class 4A All-State Honorable Mention recognition...3-Star recruit by ESPN, Rivals and Scout.

THE EVOLVING SYMBOL OF THE NFL

The NFL shield, one of the most recognizable symbols in the sports world, underwent a stylistic upgrade during the 2008 off-season. The new font and design changes pay homage to the history of the League and the logo while turning an eye forward on the future. As the NFL enters its 98th season in 2017, the new shield symbolizes the progress of the league over those decades and the excellence that has laid the foundation for the modern NFL.

Adjustments to the logo include 8 stars representing the 8 Divisions in the NFL, and the design of the football reflects the design of the football atop the Vince Lombardi Trophy. The blue color is darker and bolder than past shields, and the shape has been refined over past versions.





#26

TRAE WAYNES

POSITION: CORNERBACK
HEIGHT/WEIGHT: 6-0/190
DOB: 7-25-92
HOMETOWN: KENOSHA, WI

COLLEGE: MICHIGAN STATE
ACQUIRED: D1 (#11) '15
NFL SEASON: 3
VIKINGS SEASON: 3

2017 GP/GS
12/12

Career GP/GS
41/20

Playoffs GP/GS
1/0

• Is the highest-drafted DB in Vikings history and the 5th DB selected in the 1st round.

• Has been friends since boyhood with Chargers RB Melvin Gordon, a fellow 1st-round pick in 2015, going 4 choices later at #15 overall. The high school friends met on the field in Week 3, of their rookie campaigns when San Diego visited the Vikings and the duo faced each other again in the opening preseason game at U.S. Bank Stadium on 8/28/16, the first-ever NFL game at the new Vikings home and the teams' 3rd game of the 2016 preseason.

OFF THE FIELD Majored in psychology at Michigan State... Brother, Mason, runs track at Eastern Michigan... Son of Ron and Erin Waynes, who both work as guidance counselors... Both parents were track and field student-athletes at Kansas State University... Celebrated 23rd birthday the day the Vikings reported for 2015 Training Camp in Mankato as a rookie... Big supporter of the humane society as he has rescued 3 dogs, including picking up one dog that was dodging traffic in the middle of the street while Waynes was in college.

PRO Appeared in 15 games and started 7 in an expanded role during his 2nd season in the NFL... Snagged 3 INTs in 2016, 2nd on the team behind Pro Bowl CB Xavier Rhodes... Started 1 of the 15 games he played in as a rookie in 2015 for the NFC North champions... Grabbed 1st career INT in Wild Card Playoff vs. Seattle (1/10/16)... Selected with the 11th pick in the 2015 NFL draft, passing Dewayne Washington (#18 in 1994) as the highest-drafted DB in Vikings history... Declared for the NFL draft as a redshirt junior... Joined CB Terence Newman, S Harrison Smith and CB Xavier Rhodes as former 1st-round picks in the Vikings 2015 secondary... Became the 3rd DB selected by Vikings in the 1st round from 2012-15 and 5th overall DB drafted by the team in the 1st round.

2017 Posted 6 tackles (5 solo) at Atlanta (12/3)... Registered 4 solo tackles, a TFL and a PD at Detroit (11/23) on Thanksgiving Day... Posted 3 solo tackles vs. LA Rams (11/19)... Recorded 3 tackles (2 solo) and a PD at Washington (11/12)... Tallied 2 solo tackles and a career-high 4 PBU vs. Cleveland (10/29) at Twickenham stadium in London, England as a part of the NFL's International series... Posted 4 tackles (3 solo) and a pass defended vs. Baltimore (10/22)... Compiled 7 tackles (6 solo), a TFL, his 2nd INT of the year and 1 pass defended vs. Green Bay (10/15)... Tied for the team lead with 6 solo tackles (7 total) at Chicago (10/9), added a pass defended... Contributed six tackles (5 solo) and a pass defended vs. Detroit (10/1)... Totaled 4 solo tackles and his 4th career INT vs. Tampa Bay (9/24)... Posted 4 tackles (3 solo) at Pittsburgh (9/17)... Led the Vikings with 11 solo tackles in their season opening victory over New Orleans (9/11).

2016 Totaled 54 tackles and 3 INTs, both career highs, while playing in 15 games and starting 7... Hauled in his 3rd INT of the year, added 2 solo tackles and tied his career-high with 3 passes defended vs. Chicago (1/1/17)... Registered 2 tackles (2 solo) and set a career-high with 3 passes defended vs. Detroit (11/6)... Tallied 1 tackle on defense and 1 special teams tackle at Chicago (10/31)... Caught his 2nd INT in as many weeks when he picked off Cam Newton and totaled 6 tackles at Carolina (9/25)... Recorded his 1st career regular-season INT vs. Green

Bay (9/18) to help seal the victory... Also had 5 tackles and 2 PBUs against the Packers in Week 2... Started his 2nd career game at Tennessee (9/11) and led the Vikings with 12 tackles (11 solo)... Added 2 PBUs and 1 TFL at Tennessee (9/11).

2015 Saw time in 15 games during his rookie campaign and Wild Card Playoff vs. Seattle (1/10/16)... Led Vikings with 14 special teams tackles... Started 1st career game at Arizona (12/10), a game when 6 rookies started the contest, matching a Vikings team record, joining T.T.J. Clemmings, WR Stefon Diggs, LB Edmond Robinson, LB Eric Kendricks and S Anthony Harris... Started game at Arizona (12/10) at LCB, taking over for regular starter Terence Newman, who moved to 5 for the game with the Vikings defensive backs decimated by injuries... Snared 1st career INT in Wild Card Playoff vs. Seattle (1/10/16), picking off Russell Wilson... Notched season-high 4 tackles in a pair of games, vs. San Diego (9/27) and at Arizona (12/10)... Had season-best 4 special teams tackles vs. N.Y. Giants (12/27).

COLLEGE Appeared in 36 games at Michigan State, making 27 starts... Was a major part of a stingy Spartans defense that ranked in the top 10 in total defense the past two seasons while serving as a full-time starter... Recorded a career 101 tackles, 6 INTs - 3 each in 2013 and 2014 - and 13 pass break ups... Snagged 1st career INTs vs. Minnesota (11/30/13), collecting 2 in the contest... Won the Big Ten Championship in 2013, defeating Ohio State, and went on to beat Stanford in the 2014 Rose Bowl that same season... Helped team win 2015 Cotton Bowl by taking down Baylor... Spartans were 4-0 in bowl games during tenure, winning the 2012 Outback Bowl, 2012 Buffalo Wild Wings Bowl, 2014 Rose Bowl and 2015 Cotton Bowl... Earned 2nd-Team All-American and 1st-Team All-Big Ten as a junior in 2014... Was a 2014 Thorpe Award finalist... Recipient of the MSU's Tommy Love Award (most-improved player) in 2013 and the Jim Adams Award (unsung hero: defense) in 2014... Redshirted his 1st year at Michigan State in 2011.

PREP Attended Mary D. Bradford HS in Kenosha, Wisconsin... Teammates with Chargers RB Melvin Gordon in HS... Excelled in baseball and track in addition to football for the Red Devils... 1st-Team All-state and All-Region as a senior by the Wisconsin Football Coaches Association despite missing 3 games due to injury... Earned 1st-Team All-County honors in baseball (2010) as an outfielder, leading his team in home runs (3) and finishing 2nd in batting average (.452, 28-of-62)... Finished 3rd in the 100 (10.7 seconds) in 2011 Division I state track.



Childhood friends, Melvin Gordon and Trae Waynes, pictured following a game during their rookie campaigns in 2014.

WAYNES' CAREER GAME-BY-GAME (* starts)

2015	U	A	T	TFL	SK	QH	FF	FR	INT	PD	2016	U	A	T	TFL	SK	QH	FF	FR	INT	PD
at SF - 9/14	0	0	0	0	0.0	0	0	0	0	0	at TN - 9/11*	11	1	12	1	0.0	0	0	0	0	2
vs. DET - 9/20	0	0	0	0	0.0	0	0	0	0	0	vs. GB - 9/18*	3	2	5	0	0.0	0	0	0	1	2
vs. SD - 9/27	4	0	4	0	0.0	0	0	0	0	2	at CAR - 9/25	6	0	6	0	0.0	0	0	0	1	1
at DEN - 10/4	0	0	0	0	0.0	0	0	0	0	0	vs. NYG - 10/3	0	0	0	0	0.0	0	0	0	0	2
vs. KC - 10/18	3	0	3	0	0.0	0	0	0	0	0	vs. HOU - 10/9	0	0	0	0	0.0	0	0	0	0	0
at DET - 10/25	0	0	0	0	0.0	0	0	0	0	0	at PHI - 10/23	2	0	2	0	0.0	0	0	0	0	0
at CHI - 11/1	0	0	0	0	0.0	0	0	0	0	0	at CHI - 10/31	1	0	1	0	0.0	0	0	0	0	0
vs. STL - 11/8	2	0	2	0	0.0	0	0	0	0	1	vs. DET - 11/6	2	0	2	0	0.0	0	0	0	0	3
at OAK - 11/15	0	2	2	0	0.0	0	0	0	0	0	at WAS - 11/13*	3	1	4	0	0.0	0	0	0	0	0
vs. GB - 11/22	0	0	0	0	0.0	0	0	0	0	0	vs. ARI - 11/20*	6	3	9	0	0.0	0	0	0	0	1
at ATL - 11/29	INACTIVE										at DET - 11/24*	4	1	5	0	0.0	0	0	0	0	1
vs. SEA - 12/6	0	0	0	0	0.0	0	0	0	0	0	vs. DAL - 12/1*	0	0	0	0	0.0	0	0	0	0	0
at AZ - 12/10*	1	3	4	0	0.0	0	0	0	0	2	at JAX - 12/11*	0	2	2	0	0.0	0	0	0	0	1
vs. CHI - 12/20	3	0	3	0	0.0	0	0	0	0	0	vs. IND - 12/18	INACTIVE									
vs. NYG - 12/27	1	0	1	0	0.0	0	0	0	0	0	at GB - 12/24	4	0	4	0	0.0	0	0	0	0	0
at GB - 1/3/16	0	0	0	0	0.0	0	0	0	0	0	vs. CHI - 1/1/17*	2	0	2	0	0.0	0	0	0	1	3
2015 ...GP/GS:15/1	14	5	19	0	0.0	0	0	0	0	5	2016 ...GP/GS:15/8	44	10	54	1	0.0	0	0	0	3	16

2015 PLAYOFFS

vs. SEA - 1/10/16	1	0	1	0	0.0	0	0	0	1	3
-------------------	---	---	---	---	-----	---	---	---	---	---

WAYNES' INTERCEPTIONS (* playoffs)

GAME	QB	INT (Yds)
vs. Seattle, 1/10/16*	Russell Wilson	1 (24)
vs. Green Bay, 9/18/16	Aaron Rodgers	1 (4)
at Carolina, 9/25/16	Cam Newton	1 (0)
vs. Chicago, 1/1/17	Matt Barkley	1 (0)
vs. Tampa Bay, 9/24/17	Jameis Winston	1 (18)
vs. Green Bay, 10/15/17	Brett Hundley	1 (3)
Total		5 (31)


SINGLE-GAME CAREER HIGHS (* playoffs)

Tackles	12	at Tennessee, 9/11/16
Solo Tackles	11	2x, last vs. New Orleans 9/11/17
Passes Defensed	4	vs. Cleveland (UK), 10/29/17
Interception	1	5x, last vs. Tampa Bay, 9/24/17
Special Teams Tackles	4	vs. NY Giants, 12/27/15
QB Hurry	1	at Atlanta, 12/3/17

2017	U	A	T	TFL	SK	QH	FF	FR	INT	PD
vs. NO - 9/11*	11	0	11	0	0.0	0	0	0	0	0
at PIT - 9/17*	3	1	4	0	0.0	0	0	0	0	0
vs. TB - 9/24*	4	0	4	0	0.0	0	0	0	1	1
vs. DET - 10/1*	5	1	6	0	0.0	0	0	0	0	1
at CHI - 10/9*	6	1	7	0	0.0	0	0	0	0	1
vs. GB - 10/15*	6	1	7	1	0.0	0	0	0	1	1
vs. BAL - 10/22*	3	1	4	0	0.0	0	0	0	0	1
at CLE - 10/29*	2	0	2	0	0.0	0	0	0	0	4
at WAS - 11/12*	2	1	3	0	0.0	0	0	0	0	1
vs. LAR - 11/19*	3	0	3	0	0.0	0	0	0	0	0
at DET - 11/23*	4	0	4	1	0.0	0	0	0	0	1
at ATL - 12/3*	5	1	6	0	0.0	0	0	0	0	0
at CAR - 12/10										
vs. CIN - 12/17										
at GB - 12/23										
vs. CHI - 12/31										
2017 .. GP/GS: 12/12	54	7	61	2	0	0	0	0	1	11

WAYNES' NFL TOTALS

Year	GP/GS	Tackles						TFL	QBH	FF/FR	Special Teams
		Solo	Asst.	Total	Sacks	INTs	PBU				
2015 (Min)	15/1	14	5	19	0.0	0	5	0	0/0	14	
Playoffs	1/0	1	0	1	0.0	1 (24)	3	0	0/0	2	
2016 (Min)	15/8	44	10	54	0.0	3 (4)	16	1	0/0	4	
2017 (Min)	12/12	54	7	61	0.0	2 (21)	11	2	0/0	0	
Totals	42/21	123	22	134	0.0	5 (25)	32	3	0/0	18	
Playoffs	1/0	1	0	1	0.0	1 (24)	3	0	0/0	2	



#91

STEPHEN WEATHERLY

POSITION: DEFENSIVE END
HEIGHT/WEIGHT: 6-5/265
DOB: 3-19-94
HOMETOWN: SNELLVILLE, GA

COLLEGE: VANDERBILT
ACQUIRED: D7a (#227) 16
NFL SEASON: 2
VIKINGS SEASON: 2

2017 GP/GS
11/0

Career GP/GS
13/0

Playoffs GP/GS
0/0

- Elevated to the active roster following Week 11 after spending the start of the season on the practice squad and made his NFL debut in Week 14 at Jacksonville in 2016.

- Middle name, Dian, is a tribute to his grandmother, a Harvard and MIT graduate.

- Only 2nd Vanderbilt player drafted by the Vikings.

OFF THE FIELD Majored in sociology at Vanderbilt...Active with the One Love Foundation, dedicated to eliminating relationship violence through education and empowerment on college campuses and worked closely with Vanderbilt's Project Safe Center while in school...Traveled through Germany as a teen with the Fulton County Youth Commission...Part of his high school's robotics team...Has a musical side, having learned to play 9 instruments: flute, clarinet, trumpet, trombone, baritone, tuba, tenor sax, steel drums and piano...Aspires to a career in high school coaching following his playing days...Played in 2014 and 2015 at Vanderbilt under former Vikings assistant defensive backs coach Derek Mason, who took over the Vandy head coaching job in 2014.


PRO Appeared in 2 games during his rookie season...The 2nd Vanderbilt player ever drafted by the Vikings, joining DT James Manley in 1996 (2nd round, #45)...The lone defensive lineman selected by Vikings in 2016...The 3rd of 3 SEC players drafted by the Vikings, joining WR Laquon Treadwell (1st round) and LB Kentrell Brothers (5th round)...Selected with 1st of 2 picks by Vikings in the 7th round (#227 overall)...Cut prior to the regular season ...Signed to the Vikings practice squad on 9/4/16.

2017 Played on defense and special teams at Atlanta (12/3) and at Detroit (11/23) on Thanksgiving Day...Contributed a solo tackle and TFL vs. LA Rams (11/19)...Saw extended action on defense for the 1st time in his career at Washington (11/12), recording a career-high 3 solo tackles and a TFL...Inactive due to a knee injury vs. Cleveland (10/29)...Contributed on special teams vs. Baltimore (10/22)...Compiled a special teams tackle vs. Green Bay (10/15)...Posted a special teams tackle at Chicago (10/9)...Contributed on defense and special teams vs. Tampa Bay (9/24)...Contributed on special teams vs. New Orleans (9/11) and at Pittsburgh (9/17).

2016 Registered a special teams tackle, the 1st of his career, vs. Chicago (1/1/17)...Made his NFL debut while contributing on special teams at Jacksonville (12/11)...Inactive at Green Bay (12/24) and vs. Indianapolis (12/18)...Inactive vs. Dallas (12/1), at Detroit (11/24)...Elevated to the active roster on 11/20...Joined the Vikings practice squad on 9/4/16 after being released during final cuts.

COLLEGE Started 21 of the 36 career games he played at Vanderbilt...Started all 12 games as a junior in 2015 at OLB...Ended collegiate career with streak of 17 straight starts...Notched season-high 8 tackles against Georgia...Vandy capped 2016 season with a 4-8 mark...Had career-best 4.5 sacks and 12.5 tackles for loss in 2014...Started 9 games at OLB as team moved to 3-4 defensive scheme...Started final 5 games of the season...Set school record with 5 tackles for loss vs. Tennessee...Set career-high at Missouri with 2.0 sacks...Notched career-best with 12 tackles vs. Mississippi State...Started 1st career game vs. Temple...Saw action in 12 of possible 13 games as a redshirt freshman in 2013...Helped squad post 9-4 mark and advance to the Compass Bowl where the Commodores topped Houston 41-24...The bowl win was the 1st for Vandy since the 1982 Hall of Fame Bowl...Had 3 tackles and 1.5 sacks in win over rival Tennessee to cap the regular season...Redshirted in 2012.

PREP As a senior, attended Shiloh High after spending freshman-junior seasons at North Atlanta...Earned All-Area honors as a senior...Competed in Gwinnett County All-Star Game following senior season.



#56

ANTWONE WILLIAMS

POSITION: LINEBACKER
HEIGHT/WEIGHT: 6-3/247
DOB: 5-26-93
HOMETOWN: LOVEJOY, GA

COLLEGE: GEORGIA SOUTHERN
ACQUIRED: PS '17
NFL SEASON: 2
VIKINGS SEASON: 1

2017 GP/GS
PS

Career GP/GS
14/3

Playoffs GP/GS
0/0

• Reunites with college teammate Jerick McKinnon on the Vikings roster, the two played at Georgia Southern together from 2011-2013.

OFF THE FIELD Earned his degree in psychology...Has 1 brother, Marquis and 1 sister, Jacqueline...Born in Birmingham, Alabama.

PRO Originally drafted by the Detroit Lions in the 5th round (#169 overall) of the 2016 NFL draft...Appeared in 14 games with 3 starts during his rookie season...Cut by the Lions on 9/2/17 as a part of final roster cuts...Signed to the Vikings practice squad on 9/13/17.

2017 Signed to the Vikings practice squad on 9/13/17.

2016 Appeared in 14 games with 3 starts as a rookie...Made his NFL debut Week 1 at Indianapolis (9/11), recording 1 special teams tackle...Made his 1st career start in Week 2 vs. Tennessee (9/18) totaling 3 tackles (1 solo) and a TFL...Started at Chicago (10/2) and recorded 2 solo stops...Combined for 2 tackles (1 solo) vs. Washington (10/23)...Registered 2 solo tackles at Houston (10/30)...Recorded 1 tackle and a QBH at Minnesota (11/6)...Totaled 3 solo tackles and a FR vs. Jacksonville (11/20)...Registered 4 tackles vs. Minnesota on Thanksgiving (11/24)...Turned in 2 solo tackles at New Orleans (12/4) in his 3rd start of the season...Inactive Week 17 and in the Wild Card game at Seattle (1/7).

COLLEGE Appeared in 50 games with 31 starts throughout his career at Georgia Southern...Started all 13 games as a senior in 2015 and led the team with 107 tackles...Contributed 10.5 TFL, 4.0 sacks, 3 PD and 4 FF on his way to All-Sun Belt Honorable Mention recognition...Started all 12 games for the 1st time in his career as a junior...Second on the team with 65 tackles, earned All-Sun Belt Honorable Mention honors...Redshirted in 2013 due to injury...Appeared in 14 games as a sophomore, making 3 starts, totaled 32 tackles...Played in 11 games as a true freshman...Made 25 tackles and 1 TFL...Started in the FCS playoff game against Maine.

PREP Attended Lovejoy (Lovejoy, Georgia) High School and was a 2-time All-Region, All-County and All-South Crescent selection... Posted 63 tackles, 3.0 sacks, 4 INTs, 9 PD, 2 blocked kicks and a TD during his career.

2016 (Detroit)	U	A	T	TFL	SK	QH	FF	FR	INT	PD
at IND - 9/11	0	0	0	0.0	0	0	0	0	0	0
vs. TEN - 9/18*	1	2	3	1	0.0	0	0	0	0	0
at GB - 9/25.....INACTIVE										
at CHI - 10/2*	2	1	3	0	0.0	0	0	0	0	0
vs. PHI - 10/9	0	0	0	0	0.0	0	0	0	0	0
vs. LAR - 10/16	0	0	0	0	0.0	0	0	0	0	0
vs. WAS - 10/23	1	1	2	0	0.0	0	0	0	0	0
at HOU - 10/30	2	0	2	1	0.0	0	0	0	0	0
at MIN - 11/6	0	1	1	0	0.0	1	0	0	0	0
vs. JAX - 11/20	3	0	3	0	0.0	0	0	1	0	0
vs. MIN - 11/24	1	3	4	0	0.0	0	0	0	0	0
at NO - 12/4*	2	0	2	0	0.0	0	0	0	0	0
vs. CHI - 12/11	0	0	0	0	0.0	0	0	0	0	0
at NYG - 12/18	0	0	0	0	0.0	0	0	0	0	0
at DAL - 12/26	0	0	0	0	0.0	0	0	0	0	0
vs. GB - 1/1/17	INACTIVE									
2016 GP/GS:14/3	12	8	20	2	0.0	1	0	1	0	0



#50

ERIC WILSON

POSITION: LINEBACKER
HEIGHT/WEIGHT: 6-1/230
DOB: 3-19-94
HOMETOWN: REDFORD, MI

COLLEGE: CINCINNATI
ACQUIRED: UDFA '17
NFL SEASON: R
VIKINGS SEASON: R

2017 GP/GS
12/0

Career GP/GS
10/0

Playoffs GP/GS
0/0

OFF THE FIELD Earned his degree in sports management...Served as an intern in the UC athletics facilities and operations department... Enjoys skateboarding in his free time...The Oldest of 3 children, has 2 younger sisters.

PRO Entered the NFL as a rookie free agent following the 2017 NFL draft...Signed by the Vikings on 5/5/17.

2017 Registered a special teams tackle at Atlanta (12/3)...Played on special teams at Detroit (11/23)...Tallied 2 special teams tackles vs. LA Rams (11/19) and at Washington (11/12)...Posted a special teams tackle vs. Cleveland (10/29) and Baltimore (10/22)...Played on special teams vs. Green Bay (10/15)...Contributed a special teams tackle at Chicago (10/9)...vs. Detroit (10/1)...Led team with 2 special teams tackles at Pittsburgh (9/17)...Participated on special teams vs. Tampa Bay

(9/24)...Contributed on special teams vs. New Orleans (9/11) in his NFL debut.

COLLEGE Began his collegiate career at Northwestern, where he was teammates with fellow Vikings Ifeadi Odenigbo, before transferring to Cincinnati... Started 24 of his 38 career games at Cincinnati...Led Bearcats in tackles as both a junior and senior...Named First-Team All-American Athletic Conference as a senior in 2016 and named Claude Rust award winner as the teams MVP...Tallied a career-best 126 tackles and 3.0 sacks in his senior campaign...Earned Second-Team All-AAC as a junior and was named the AAC Defensive Player of the Week for an 18-tackle performance at Miami (Ohio).

PREP Attended Thurston (Redford, Michigan) High School...Helped Thurston to 4 consecutive conference titles in football, earning All-State honors...Also competed in track and basketball...Ranked the 25th best overall football prospect in Michigan by ESPN as a senior.



#17 JARIUS WRIGHT

POSITION: WIDE RECEIVER
HEIGHT/WEIGHT: 5-10/191
DOB: 11-25-89
HOMETOWN: WARREN, AR

COLLEGE: ARKANSAS
ACQUIRED: D4a (#118) '12
NFL SEASON: 6
VIKINGS SEASON: 6

2017 GP/GS
12/0

Career GP/GS
75/15

Playoffs GP/GS
2/0

• Had career-bests in starts (7), receptions (42), receiving yards (588), rushing yards (71) and all-purpose yards (659) in 2014.

• The most veteran WR on the Vikings roster in 2017 as he enters his 6th NFL season.

OFF THE FIELD Studied sociology at Arkansas and was named to the Razorbacks Honor Roll in the fall of 2011 based on his performance in the classroom...Sponsors an AAU basketball team in his hometown...Avid outdoorsman, enjoys fishing, hiking and boating...Father is a retired Arkansas state trooper and Army reservist.

PRO Signed contract extension in-season in 2015...Recorded longest game-winning TD in Vikings history against the N.Y. Jets (12/7/14), an 87-yard TD from Teddy Bridgewater in OT... Started a career-best 7 games during the 2014 campaign...Had 2 longest catches by Vikings during his rookie season in 2012 with 65- and 54-yarders...Helped set Vikings record (since broken) when 5 rookies started game vs. Chicago (12/9/12), Wright joined T Matt Kalil, TE Rhett Ellison, CB Josh Robinson and S Harrison Smith...Selected in 4th round (#134 overall) in 2012... Joined former college and high school teammate Greg Childs in the Vikings 2012 draft class...Was the 1st of 3 Vikings picks in the 4th Round of the 2012 NFL Draft.

2017 Recorded 3 catches for 18 yards at Atlanta (12/3)... Caught 2 passes for 25 yards at Detroit (11/23) on Thanksgiving Day...Hauled in a 23-yard pass vs. LA Rams (11/19)...Caught a 7-yard TD pass at Washington (11/12), his 100 receiving yards, 2 TDs and 9 games played have surpassed his 2016 totals... Played on offense vs. Cleveland (10/29) at Twickenham stadium in London, England as a part of the NFL's International series...Set season-highs with 3 catches, all 3 for 1st downs, for a game-high 54 yards vs. Baltimore (10/22)...Contributed on offense vs. Green Bay(10/15), at Chicago (10/9) and vs. Detroit (10/1)...Caught 1 pass for 9 yards at Pittsburgh (9/17)...Recorded 2 catches for 9 yards and his 1st TD of the season vs. Tampa Bay (9/24)...Hauled in 1 catch for 21 yards vs. New Orleans (9/11).

2016 Appeared in 8 games...Hauled in a season-high 5 receptions for 24 yards and his lone TD of the year vs. Chicago (1/1/17)...Saw his 1st playing time of the season vs. Houston (10/9) and caught 4 passes for 32 yards, including 2 for 1st downs.

2015 Played in all 16 games and Wild Card Playoff with 3 starts during season...Caught a pass in all but 1 game...Hauled in season-long 52-yarder vs. Kansas City (10/18)...Started games at San Francisco (9/14), vs. Kansas City (10/18) and at Detroit (10/25)...Posted career-long rush vs. Detroit (9/20) with a 29-yarder...Had season-best 5 receptions in *Thursday Night Football* game at Arizona (12/10)...Topped 50 yards receiving in a game 4 times on the season...Had 3 catches for 57 yards vs. N.Y. Giants (12/27).

2014 Played in all 16 games, starting 7...Posted a career-best 588 receiving yards and 71 rushing yards, amassing 659 all-purpose yards and 2 receiving TDs...Became the 1st Viking to record multiple 100-yard receiving games in a single season since Percy Harvin in 2012...524 of Wright's 588 yards and both TDs came from Bridgewater...Scored the game-winning TD in OT against N.Y. Jets (12/7), when he took a screen pass from Bridgewater 87 yards to paydirt, giving the Vikings the 30-24 win...Finished with 123 yards and 1 TD against N.Y. Jets (12/7), paired with Charles Johnson's 103 yards and 1 TD, becoming the 1st Vikings WR duo to both amass 100 yards in the same game since Nate Burleson (134) and Randy Moss (102) at Detroit (12/19/04).

2013 Scored career-high 3 TDs in his 2nd season...Hauled in season-best 95 receiving yards vs. Philadelphia (12/15) in upset win over the playoff-bound Eagles...Lone catch at Cincinnati (12/22) was a 36-yard TD from Matt Cassel...Started season finale game vs. Detroit (12/29), the final game at Mall of America Field...Reeled in a career-best pair of TD catches at Seattle (11/17), a 38-yarder from Christian Ponder and a 21-yarder from Matt Cassel, also started game in place of injured Greg Jennings...Caught 28-yard pass vs. Washington (11/7)...Had season-high 3 catches vs. Cleveland (9/22)...Hauled in 21-yard pass at Chicago (9/15), his 1st catch of the season...Saw action in season opener at Detroit (9/8).

2012 Hauled in 2 TDs on the season to lead Vikings rookies... Played in final 7 regular-season games and the Wild Card Playoff at Green Bay with 1 start in regular season vs. Chicago (12/9)...Reeled in the 2 longest passes on the Vikings season with 65-yarder vs. Green Bay (12/30) and 54-yarder vs. Detroit (11/11)...His 1st NFL reception in his 1st game, a 54-yard strike from Christian Ponder vs. Detroit (11/11)...Had career-high 7 catches in his 2nd career game at Chicago (11/25)...Scored 1st career TD on 3-yarder from Ponder vs. Detroit (11/11)...Hauled in 8-yard score vs. Green Bay (12/30) in season finale.

COLLEGE Appeared in 50 games during his Arkansas career, making 44 starts...Missed only 1 game during his career, in 2011 vs. Troy...Left Arkansas ranked 1st in program history in receptions (168) and receiving yards (2,934)...Ranks 5th all-time in SEC history in receiving yards...His 24 career receiving TDs rank 2nd in school history and tied for 15th in SEC history...Wright had 9 100+ yard games, which is tied for 2nd in program history...Set single-season records for Arkansas in 2011 with 66 receptions, 1,117 yards and 12 TDs despite missing 1 game...SEC Co-Offensive Player of the Week after torching Texas A&M in 2011 with 13 receptions for 281 yards and 2 TDs, the 281 yards was 2nd in SEC history and an Arkansas single-game record.

PREP Named to the 2007 All-State team at Warren High School in Warren, Arkansas and the 2007 All-Arkansas team by the Arkansas Democrat-Gazette...Earned a spot on the AP Super Team...Racked up 58 receptions for 1,350 yards and 15 TDs as a senior...Had 3 returns (1 KR, 2 PR) for TDs during the '07 season...All-State choice during his junior season when he finished with 51 receptions, 1,086 yards and 15 TDs to go with 5 return TDs (3 KR, 2 PR).

WRIGHT'S TOUCHDOWNS (* denotes game-winning touchdown)

Game	Play
vs. Detroit, 11/11/12.....	3 pass from Ponder
vs. Green Bay, 12/30/12.....	8 pass from Ponder
@ Seattle, 11/17/13.....	38 pass from Ponder, 21 pass from Cassel
@ Cincinnati, 12/22/13.....	36 pass from Cassel
vs. New York Jets, 12/7/14.....	87 pass from Bridgewater*
@ Miami, 12/21/14.....	8 pass from Bridgewater*
vs. Chicago, 1/1/17.....	1 pass from Bradford
vs. Tampa Bay, 9/24/17.....	2 pass from Keenum
at Washington, 11/12/17.....	7 pass from Keenum
Total	10 (10 receiving)

WRIGHT'S NFL TOTALS

Year	GP/GS	No.	RECEIVING				TD	RUSHING				
			Yds.	Avg.	Lg	No.		Yds.	Avg.	Lg	TD	
2012 (Min)	7/1	22	310	14.1	65	2	2	11	5.5	8	0	
Playoffs	1/0	2	13	6.5	8	0	0	0	0.0	0	0	
2013 (Min)	16/3	26	434	16.7	38t	3	0	0	0.0	0	0	
2014 (Min)	16/7	42	588	14.0	87t	2	5	71	14.2	27	0	
2015 (Min)	16/3	34	442	13.0	52	0	1	29	29.0	29	0	
Playoffs	1/0	1	9	9.0	9	0	0	0	0.0	0	0	
2016 (Min)	8/1	11	67	6.1	11	1	0	0	0.0	0	0	
2017 (Min)	12/0	14	166	11.9	30	2	0	0	0.0	0	0	
Total	75/15	149	2,007	13.4	87t	10	8	111	13.9	29	0	
Playoffs	2/0	3	22	7.3	9	0	0	0	0.0	0	0	

SINGLE-GAME CAREER HIGHS

Receptions..... 8..... vs. Atlanta, 9/28/14
 Receiving Yards 132..... vs. Atlanta, 9/28/14
 Long Reception 87t..... vs. New York Jets, 12/7/14
 Receiving TD 2..... at Seattle, 11/7/13
 Rushing Attempts..... 1..... 8x, last vs. Detroit, 9/20/15
 Rushing Yards..... 29..... vs. Detroit, 9/20/15
 Long Rush 29..... vs. Detroit, 9/20/15

WRIGHT'S 100-YARD GAMES (2)	
Game	Yds/Rec/TD
9/28/14 vs. Atlanta	132/8/0
12/7/14 vs. NY Jets	123/4/1

WRIGHT'S 50+YARD RECEPTIONS	
Game	Play
9/28/14 vs. Atlanta	52 yards
10/18/15 vs. Kansas City	52 yards
11/11/12 vs. Detroit	54 yards
12/30/12 vs. Green Bay	65 yards
12/7/14 vs. NY Jets	87-yard TD
Total	5

WRIGHT'S GAME-BY-GAME (* starts)

2012	MINNESOTA	No	RECEIVING				RUSHING				
			Yards	Avg.	Long	TD	Att	Yards	Avg.	Long	TD
11/11	Detroit	3	65	21.7	54	1	1	3	3.0	3	0
11/25	@ Chicago	7	49	7.0	12	0	0	0	0.0	0	0
12/2	@ Green Bay	1	13	13.0	13	0	0	0	0.0	0	0
12/9	Chicago*	2	29	14.5	16	0	0	0	0.0	0	0
12/16	@ St. Louis	1	11	11.0	11	0	0	0	0.0	0	0
12/23	@ Houston	5	53	10.6	21	0	1	8	8.0	8	0
12/30	Green Bay	3	90	30.0	65	1	0	0	0.0	0	0
2012	GP/GS: 7/1	22	310	14.1	65	2	2	11	5.5	8	0
2012 PLAYOFFS											
1/5/13	@ Green Bay	2	13	6.5	8	0	0	0	0.0	0	0
2013											
MINNESOTA											
9/8	@ Detroit	0	0	0.0	0	0	0	0	0.0	0	0
9/15	@ Chicago*	1	21	21.0	21	0	0	0	0.0	0	0
9/22	Cleveland	3	35	11.7	20	0	0	0	0.0	0	0
9/29	Pittsburgh	1	6	6.0	6	0	0	0	0.0	0	0
10/13	Carolina	2	10	5.0	8	0	0	0	0.0	0	0
10/21	@ NY Giants	1	13	13.0	13	0	0	0	0.0	0	0
10/27	Green Bay	0	0	0.0	0	0	0	0	0.0	0	0
11/3	@ Dallas	3	31	10.3	13	0	0	0	0.0	0	0
11/7	Washington	2	34	17.0	28	0	0	0	0.0	0	0
11/17	@ Seattle*	3	69	23.0	38t	2	0	0	0.0	0	0
11/24	@ Green Bay	0	0	0.0	0	0	0	0	0.0	0	0
12/1	Chicago	3	53	17.7	24	0	0	0	0.0	0	0
12/8	@ Baltimore	0	0	0.0	0	0	0	0	0.0	0	0
12/15	Philadelphia	4	95	23.8	42	0	0	0	0.0	0	0
12/22	@ Cincinnati	1	36	36.0	36t	1	0	0	0.0	0	0
12/29	Detroit*	2	31	15.5	19	0	0	0	0.0	0	0
2013	GP/GS: 16/3	26	434	16.7	38t	3	0	0	0.0	0	0

2014.....MINNESOTA..... No	Yards	Avg.	Long	TD	Att.	Yards	Avg.	Long	TD
9/7 @ St. Louis.....2	25	12.5	15	0	0	0	0.0	0	0
9/14 New England.....1	12	12.0	12	0	1	-5	-5.0	-5	0
9/21 @ New Orleans.....0	0	0.0	0	0	0	0	0.0	0	0
9/28 Atlanta.....8	132	16.5	52	0	0	0	0.0	0	0
10/2 @ Green Bay.....3	27	9.0	18	0	0	0	0.0	0	0
10/12 Detroit.....4	17	4.3	6	0	1	21	21.0	21	0
10/19 @ Buffalo*.....4	60	15.0	28	0	0	0	0.0	0	0
10/26 @ Tampa Bay*.....2	13	6.5	17	0	0	0	0.0	0	0
11/2 Washington*.....2	29	14.5	21	0	0	0	0.0	0	0
11/16 @ Chicago*.....0	0	0.0	0	0	0	0	0.0	0	0
11/23 Green Bay.....0	0	0.0	0	0	0	0	0.0	0	0
11/30 Carolina.....2	40	20.0	35	0	1	5	5.0	5	0
12/7 New York Jets*.....4	123	30.8	87t	1	1	23	23.0	23	0
12/14 @ Detroit*.....4	49	12.3	16	0	0	0	0.0	0	0
12/21 @ Miami*.....3	38	12.7	20	1	1	27	27.0	0	0
12/28..... Chicago.....3	23	7.7	11	0	0	0	0.0	0	0
2014 GP/GS: 16/7..... 42	588	14.0	87t	2	5	71	8.0	27	0

2015.....MINNESOTA..... No.	Yards	Avg.	Long	TD	Att.	Yards	Avg.	Long	TD
9/14 @ San Francisco*.....1	27	27.0	27	0	0	0	0.0	0	0
9/20 Detroit.....1	17	17.0	17	0	1	29	29.0	29	0
9/27 San Diego.....3	28	9.3	17	0	0	0	0.0	0	0
10/4 at Denver.....0	0	0.0	0	0	0	0	0.0	0	0
10/18 Kansas City*.....2	69	34.5	52	0	0	0	0.0	0	0
10/25..... @ Detroit*.....3	31	10.3	16	0	0	0	0.0	0	0
11/1..... @ Chicago.....1	8	8.0	8	0	0	0	0.0	0	0
11/8 St. Louis.....1	12	12.0	12	0	0	0	0.0	0	0
11/15..... @ Oakland.....1	2	2.0	2	0	0	0	0.0	0	0
11/22 Green Bay.....4	50	12.5	18	0	0	0	0.0	0	0
11/29 @ Atlanta.....2	13	6.5	8	0	0	0.0	0	0	0
12/6..... Seattle.....2	24	12.0	17	0	0	0	0.0	0	0
12/10 @ Arizona.....5	51	10.2	22	0	0	0	0.0	0	0
12/20 Chicago.....3	32	10.7	15	0	0	0	0.0	0	0
12/27 NY Giants.....3	57	19.0	2	0	0	0	0.0	0	0
1/3/16..... @ Green Bay.....3	21	10.5	11	0	0	0	0.0	0	0
2015 GP/GS: 16/3..... 34	442	13.0	52	0	1	29	29.0	29	0

2015 PLAYOFFS

1/10/16..... Seattle.....1	9	9.0	9	0	0	0	0.0	0	0
----------------------------	---	-----	---	---	---	---	-----	---	---

2016.....MINNESOTA..... No.	Yards	Avg.	Long	TD	Att.	Yards	Avg.	Long	TD
9/11 @ Tennessee.....	INACTIVE								
9/18 vs. Green Bay.....	INACTIVE								
9/25 @ Carolina.....0	0	0.0	0	0	0	0	0.0	0	0
10/3 vs. NY Giants.....	INACTIVE								
10/9 vs. Houston*.....4	32	8.0	11	0	0	0	0.0	0	0
10/23..... @ Philadelphia.....	INACTIVE								
10/31 @ Chicago.....	INACTIVE								
11/6 vs. Detroit.....	INACTIVE								
11/13..... @ Washington.....1	9	9.0	9	0	0	0	0.0	0	0
11/20 vs. Arizona.....	INACTIVE								
11/24 @ Detroit.....0	0	0.0	0	0	0	0	0.0	0	0
12/1..... vs. Dallas.....	DID NOT PLAY								
12/11..... @ Jacksonville.....0	0	0.0	0	0	0	0	0.0	0	0
12/18 vs. Indianapolis.....1	2	2.0	2	0	0	0	0.0	0	0
12/24..... @ Green Bay.....0	0	0.0	0	0	0	0	0.0	0	0
1/1/17 vs. Chicago.....5	24	4.8	9	1	0	0	0.0	0	0
2016 GP/GS: 8/1..... 11	67	6.1	11	1	0	0	0.0	0	0

2017	MINNESOTA	No.	RECEIVING				Att.	RUSHING			
			Yards	Avg.	Long	TD		Yards	Avg.	Long	TD
9/11	New Orleans	21	21.0	21	0	0	0	0.0	0	0
9/17	@ Pittsburgh	9	9.0	9	0	0	0	0.0	0	0
9/24	Tampa Bay	9	4.5	7	1	0	0	0.0	0	0
10/1	Detroit	0	0.0	0	0	0	0	0.0	0	0
10/9	@ Chicago	0	0.0	0	0	0	0	0.0	0	0
10/15	Green Bay	0	0.0	0	0	0	0	0.0	0	0
10/22	Baltimore	54	18.0	30	0	0	0	0.0	0	0
10/29	@ Cleveland	0	0.0	0	0	0	0	0.0	0	0
11/12	@ Washington	7	7.0	7	1	0	0	0.0	0	0
11/19	Los Angeles Rams	23	23.0	23	0	0	0	0.0	0	0
11/23	@ Detroit	25	12.5	14	0	0	0	0.0	0	0
12/3	@ Atlanta	18	6.0	13	0	0	0	0.0	0	0
12/10	@ Carolina									
12/17	Cincinnati									
12/23	@ Green Bay									
12/31	Chicago									
2017	GP/GS: 12/0	14	166	11.9	30	2	0	0	0	0

JARIUS GOES AGAIN

Jarius Wright has shown explosiveness with the football in his hands in his 4 seasons with the Vikings and has made his mark on the team record book in doing so. Wright has the 3rd-longest TD catch in team history, longest OT game-winner by a Viking and the 2nd-longest in NFL history.

LONGEST TD PASSES IN VIKINGS HISTORY

PLAYER	PLAY
Bernard Berrian from Gus Frerotte, vs. Chicago, 10/30/0899t
Charley Ferguson from Fran Tarkenton, at Chicago, 11/11/6289t
Jarius Wright from Teddy Bridgewater, vs. NY Jets, 12/7/1487t

LONGEST GAME-WINNING PASSES IN VIKINGS HISTORY

PLAYERS, GAME (*-Overtime Game Winner)	PLAY
Jarius Wright from Teddy Bridgewater, vs. NY Jets, 12/7/1487t*
Sammy White from Tommy Kramer, vs. San Francisco, 12/4/7769t
John Gilliam from Fran Tarkenton, at LA Rams, 11/19/7266t
Cris Carter from Warren Moon, vs. Chicago, 12/1/9465t*

LONGEST OT GAME-WINNING PASSES IN NFL HISTORY

PLAYERS, GAME	PLAY
Mike Quick from Ron Jaworski, Phil. vs. Atlanta, 11/10/8599t
Jarius Wright from Teddy Bridgewater, vs. NY Jets, 12/7/1487t

VIKINGS CARVE UP OPPONENTS ON THANKSGIVING

For the 5th time in team history and the 1st time in back-to-back seasons, the Vikings will travel to Detroit for a contest on Thanksgiving Day in 2017. The Vikings fell to Detroit, 16-13, last season and are now 5-2 overall on games played on the holiday. Before last season, the Vikings had not been featured on Thanksgiving Day since 2000 and had not been to the Motor City for Turkey Day since 1995. The Vikings offense ruled the day in the 2000 game when Randy Moss, Robert Smith, Cris Carter and Daunte Culpepper all celebrated the win with a drumstick, pictured right.

VIKINGS THANKSGIVING DAY GAMES

at Detroit, 11/27/69W, 27-0
at Dallas, 11/26/87W, 44-38 (OT)
at Detroit, 11/24/88W, 23-0
at Detroit, 11/23/95L, 38-44
at Dallas, 11/26/98W, 46-36
at Dallas, 11/23/00W, 27-15
at Detroit, 11/24/16L, 13-16
at Detroit, 11/23/17W, 30-23





LAST WEEK'S PLAY-BY-PLAY

National Football League Game Summary

NFL Copyright © 2017 by The National Football League. All rights reserved. This summary and play-by-play is for the express purpose of assisting media in their coverage of the game; any other use of this material is prohibited without the written permission of the National Football League. Updated: 12/4/2017

Date: Sunday, 12/3/2017

Minnesota Vikings at Atlanta Falcons

Start Time: 1:02 PM EST

at Mercedes-Benz Stadium, Atlanta, GA

Game Day Weather

Played Domed, closed on Turf: FieldTurf360

Officials

Referee: Allen, Brad (122)	Umpire: Bryan, Fred (11)	Down Judge: Mello, Jim (48)
Line Judge: Bolinger, Brian (40)	Field Judge: Hill, Tom (97)	Side Judge: Walker, Jabir (26)
Back Judge: Hochuli, Shawn (83)	Replay Official: Lapetina, Jim (0)	

Lineups

Minnesota Vikings			Atlanta Falcons				
Offense		Defense	Offense		Defense		
WR 19	A.Thielen	LE 99	D.Hunter	WR 11	Ju.Jones	DE 50	B.Reed
LT 71	R.Reiff	DT 92	T.Johnson	LT 70	J.Matthews	DT 92	D.Poe
LG 62	N.Easton	NT 98	L.Joseph	LG 67	A.Levitre	DT 97	G.Jarrett
C 65	P.Elfllein	RE 97	E.Griffen	C 51	A.Mack	DE 90	D.Shelby
RG 61	J.Berger	WLB 42	B.Gedeon	RG 71	W.Schweitzer	LB 44	V.Beasley
RT 69	R.Hill	MLB 54	E.Kendricks	RT 73	R.Schraeder	LB 45	D.Jones
TE 82	K.Rudolph	SLB 55	A.Barr	TE 80	L.Toilolo	LB 59	D.Campbell
WR 14	S.Diggs	LCB 26	T.Waynes	WR 12	M.Sanu	CB 23	R.Alford
QB 7	C.Keenum	RCB 29	X.Rhodes	QB 2	M.Ryan	CB 33	B.Wreh-Wilson
TE 89	D.Morgan	SS 34	A.Sendejo	RB 24	D.Freeman	S 37	R.Allen
HB 25	L.Murray	FS 22	H.Smith	FB 40	D.Coleman	S 22	K.Neal

Substitutions

K 2 K.Forbath, P 4 R.Quigley, WR 11 L.Treadwell, WR 17 J.Wright, WR 18 M.Floyd, CB 20 M.Alexander, RB 21 J.McKinnon, CB 23 T.Newman, CB 24 T.Brock, S 27 J.Kearse, FB 30 C.Ham, CB 35 M.Sherels, LB 40 K.Brothers, S 41 A.Harris, LS 47 K.McDermott, LB 50 E.Wilson, LB 59 E.Lamur, G 75 J.Sirles, TE 81 B.Bell, DE 91 S.Weatherly, DT 93 S.Stephen, DE 96 B.Robison

Substitutions

K 3 M.Bryant, P 5 M.Bosher, WR 14 J.Hardy, WR 17 M.Hall, WR 18 T.Gabriel, WR 19 A.Roberts, S 20 S.Neasman, RB 26 T.Coleman, S 27 D.Kazee, RB 28 T.Ward, CB 29 C.Goodwin, S 36 K.Ishmael, LB 42 D.Riley, LS 47 J.Harris, LB 53 L.Reynolds, G 63 B.Garland, T 74 T.Sambrailo, DT 79 A.Rubin, TE 81 A.Hooper, TE 85 E.Saubert, DT 91 C.Upshaw, DE 98 T.McKinley, DE 99 A.Clayborn

Did Not Play

QB 5 T.Bridgewater, G 63 D.Isidora

Did Not Play

QB 8 M.Schaub

Not Active

QB 1 K.Sloter, WR 13 S.Coley, RB 31 M.Brown, T 74 M.Remmers, T 76 A.Collins, DE 90 T.Bower, DT 94 J.Johnson

Not Active

WR 15 N.Williams, CB 21 D.Trufant, RB 25 T.Magee, CB 34 B.Poole, LB 56 S.Weatherspoon, G 64 S.Harlow, T 68 A.Pasztor

Field Goals (made () & missed)

M.Bryant (38) (36) (47) 45WL

		1	2	3	4	OT	Total
VISITOR:	Minnesota Vikings	0	7	0	7	0	14
HOME:	Atlanta Falcons	3	3	3	0	0	9

Scoring Plays

Team	Qtr	Time	Play Description (Extra Point) (Drive Info)	Visitor	Home
Falcons	1	5:24	M.Bryant 38 yd. Field Goal (15-58, 7:24)	0	3
Vikings	2	10:01	J.McKinnon 2 yd. pass from C.Keenum (K.Forbath kick) (9-53, 5:04)	7	3
Falcons	2	5:47	M.Bryant 36 yd. Field Goal (8-65, 4:14)	7	6
Falcons	3	11:57	M.Bryant 47 yd. Field Goal (7-46, 3:03)	7	9
Vikings	4	14:56	K.Rudolph 6 yd. pass from C.Keenum (K.Forbath kick) (15-89, 8:15)	14	9

Paid Attendance: 71,185

Time: 2:44

Minnesota Vikings vs Atlanta Falcons
12/3/2017 at Mercedes-Benz Stadium

Final Team Statistics

	Visitor Vikings	Home Falcons
TOTAL FIRST DOWNS	22	15
By Rushing	6	5
By Passing	15	8
By Penalty	1	2
THIRD DOWN EFFICIENCY	6-12-50%	1-10-10%
FOURTH DOWN EFFICIENCY	0-0-0%	1-1-100%
TOTAL NET YARDS	312	275
Total Offensive Plays (inc. times thrown passing)	63	51
Average gain per offensive play	5.0	5.4
NET YARDS RUSHING	105	102
Total Rushing Plays	31	22
Average gain per rushing play	3.4	4.6
Tackles for a loss-number and yards	1-2	1-2
NET YARDS PASSING	207	173
Times thrown - yards lost attempting to pass	2-20	0-0
Gross yards passing	227	173
PASS ATTEMPTS-COMPLETIONS-HAD INTERCEPTED	30-25-0	29-16-0
Avg gain per pass play (inc.# thrown passing)	6.5	6.0
KICKOFFS Number-In End Zone-Touchbacks	3-2-1	4-3-2
PUNTS Number and Average	5-45.0	4-49.3
Had Blocked	0	0
FGs - PATs Had Blocked	0-0	0-0
Net Punting Average	43.4	46.8
TOTAL RETURN YARDAGE (Not Including Kickoffs)	10	8
No. and Yards Punt Returns	1-10	2-8
No. and Yards Kickoff Returns	2-51	2-45
No. and Yards Interception Returns	0-0	0-0
PENALTIES Number and Yards	6-51	7-55
FUMBLES Number and Lost	0-0	0-0
TOUCHDOWNS	2	0
Rushing	0	0
Passing	2	0
EXTRA POINTS Made-Attempts	2-2	0-0
Kicking Made-Attempts	2-2	0-0
FIELD GOALS Made-Attempts	0-0	3-4
RED ZONE EFFICIENCY	2-3-67%	0-1-0%
GOAL TO GO EFFICIENCY	2-3-67%	0-0-0%
SAFETIES	0	0
FINAL SCORE	14	9
TIME OF POSSESSION	34:02	25:58

Ball Possession And Drive Chart

Minnesota Vikings

#	Time Recd	Time Lost	Time Poss	How Ball Obtained	Drive Began	# Play	Yds Gain	Yds Pen	Net Yds	1st Down	Last Scrm	How Given Up
1	15:00	12:48	2:12	Kickoff	MIN 24	4	20	0	20	1	MIN 44	Punt
2	5:24	1:33	3:51	Kickoff	MIN 25	8	22	5	27	3	ATL 48	Punt
3	0:05	10:01	5:04	Punt	MIN 47	9	53	0	53	4	* ATL 2	Touchdown
4	5:47	3:49	1:58	Kickoff	MIN 25	3	-9	5	-4	0	MIN 21	Punt
5	1:44	0:00	1:44	Punt	MIN 9	7	60	0	60	4	50	End of Half
6	11:57	9:40	2:17	Kickoff	MIN 30	3	12	-15	-3	0	MIN 27	Punt
7	8:11	14:56	8:15	Punt	MIN 11	15	89	0	89	6	* ATL 6	Touchdown
8	13:15	9:32	3:43	Punt	MIN 27	5	13	-15	-2	1	MIN 25	Punt
9	4:58	0:00	4:58	Missed FG	MIN 35	9	52	0	52	3	* ATL 12	End of Game

(233) Average MIN 26

Atlanta Falcons

#	Time Recd	Time Lost	Time Poss	How Ball Obtained	Drive Began	# Play	Yds Gain	Yds Pen	Net Yds	1st Down	Last Scrm	How Given Up
1	12:48	5:24	7:24	Punt	ATL 22	15	77	-19	58	3	MIN 20	Field Goal
2	1:33	0:05	1:28	Punt	ATL 2	3	6	0	6	0	ATL 8	Punt
3	10:01	5:47	4:14	Kickoff	ATL 17	8	70	-5	65	4	* MIN 18	Field Goal
4	3:49	1:44	2:05	Punt	ATL 32	5	17	0	17	1	ATL 49	Punt
5	15:00	11:57	3:03	Kickoff	ATL 25	7	41	5	46	3	MIN 29	Field Goal
6	9:40	8:11	1:29	Punt	ATL 29	4	16	-10	6	1	ATL 35	Punt
7	14:56	13:15	1:41	Kickoff	ATL 23	3	4	0	4	0	ATL 27	Punt
8	9:32	4:58	4:34	Punt	ATL 29	10	44	0	44	3	MIN 27	Missed FG

(179) Average ATL 22

* inside opponent's 20

Time of Possession by Quarter

	1st	2nd	3rd	4th	OT	Total
Visitor Minnesota Vikings	6:08	8:41	10:28	8:45		34:02
Home Atlanta Falcons	8:52	6:19	4:32	6:15		25:58

Kickoff Drive No.-Start Average

Vikings: 4 - MIN 26

Falcons: 3 - ATL 22

First Quarter

12/3/2017

Play By Play

ATL wins the coin toss and elects to defer. MIN elects to Receive, and ATL elects to defend the west goal.

M.Bosher kicks 60 yards from ATL 35 to MIN 5. M.Sherels to MIN 24 for 19 yards (L.Reynolds).

Minnesota Vikings at 15:00, (1st play from scrimmage 14:56)

1-10-MIN 24	(14:56) C.Keenum pass short right to S.Diggs to MIN 37 for 13 yards (D.Jones).	P1
<u>1-10-MIN 37</u>	(14:14) L.Murray left guard to MIN 38 for 1 yard (B.Reed; G.Jarrett).	
2-9-MIN 38	(13:34) (Shotgun) J.McKinnon left guard to MIN 44 for 6 yards (D.Poe).	
3-3-MIN 44	(13:01) C.Keenum pass incomplete short left to S.Diggs (R.Alford) [A.Clayborn].	
4-3-MIN 44	(12:55) R.Quigley punts 34 yards to ATL 22, Center-K.McDermott, fair catch by A.Roberts.	

Atlanta Falcons at 12:48

1-10-ATL 22	(12:48) M.Ryan pass incomplete short left to Ju.Jones.	
2-10-ATL 22	(12:44) D.Freeman left tackle to ATL 22 for no gain (L.Joseph).	
3-10-ATL 22	(12:01) (Shotgun) M.Ryan pass incomplete short left to M.Sanu (M.Alexander). <i>PENALTY on MIN-M.Alexander, Defensive Pass Interference, 11 yards, enforced at ATL 22 - No Play.</i>	X1
<u>1-10-ATL 33</u>	(11:56) (Shotgun) T.Coleman right guard to ATL 31 for -2 yards (T.Johnson).	
2-12-ATL 31	(11:20) (Shotgun) M.Ryan pass short right to A.Hooper to ATL 37 for 6 yards (E.Kendricks; A.Sendejo).	
3-6-ATL 37	(10:56) (Shotgun) M.Ryan pass short right to L.Toilolo to MIN 47 for 16 yards (E.Kendricks).	P2
<u>1-10-MIN 47</u>	(10:19) M.Ryan pass short left to T.Gabriel to MIN 43 for 4 yards (H.Smith). <i>PENALTY on ATL-J.Matthews, Illegal Block Above the Waist, 10 yards, enforced at MIN 47 - No Play.</i>	
1-20-ATL 43	(9:54) D.Freeman right end to ATL 48 for 5 yards (B.Gedeon).	
2-15-ATL 48	(9:10) (Shotgun) M.Ryan pass short left to A.Hooper pushed ob at MIN 45 for 7 yards (A.Barr).	
3-8-MIN 45	(8:01) (Shotgun) D.Freeman right guard ran ob at MIN 20 for 25 yards (E.Kendricks). <i>PENALTY on ATL-A.Mack, Offensive Holding, 10 yards, enforced at MIN 39.</i>	
3-12-MIN 49	(7:59) (Shotgun) M.Ryan pass short middle to T.Coleman to MIN 39 for 10 yards (E.Lamur). Timeout #1 by MIN at 07:25.	
4-2-MIN 39	(7:25) (Shotgun) M.Ryan pass short right to T.Coleman to MIN 24 for 15 yards (A.Barr).	P3
<u>1-10-MIN 24</u>	(6:41) D.Freeman right tackle to MIN 18 for 6 yards (S.Stephen). <i>PENALTY on ATL-B.Garland, Offensive Holding, 10 yards, enforced at MIN 21.</i>	
1-17-MIN 31	(6:20) M.Ryan pass incomplete deep left to T.Coleman.	
2-17-MIN 31	(6:14) (Shotgun) M.Ryan pass incomplete short left to A.Hooper.	
3-17-MIN 31	(6:10) (Shotgun) D.Freeman right guard to MIN 20 for 11 yards (E.Kendricks).	
4-6-MIN 20	(5:29) M.Bryant 38 yard field goal is GOOD, Center-J.Harris, Holder-M.Bosher.	

MIN 0 ATL 3, 15 plays, 58 yards, 1 penalty, 7:24 drive, 9:36 elapsed
--

M.Bosher kicks 65 yards from ATL 35 to end zone, Touchback.

Minnesota Vikings at 5:24

1-10-MIN 25	(5:24) L.Murray right tackle to MIN 29 for 4 yards (K.Neal).	
2-6-MIN 29	(4:59) (Shotgun) C.Keenum pass incomplete deep right to A.Thielen. <i>PENALTY on ATL-D.Jones, Defensive Holding, 5 yards, enforced at MIN 29 - No Play.</i>	X2
<u>1-10-MIN 34</u>	(4:52) (Shotgun) C.Keenum pass short left to L.Murray pushed ob at MIN 34 for no gain (V.Beasley).	
2-10-MIN 34	(4:08) (Shotgun) C.Keenum pass short left to C.Ham to MIN 46 for 12 yards (D.Poe).	P3
<u>1-10-MIN 46</u>	(3:39) C.Keenum pass short right to M.Floyd to ATL 49 for 5 yards (D.Campbell; B.Wreh-Wilson).	
2-5-ATL 49	(3:01) C.Keenum pass short left to J.McKinnon pushed ob at ATL 39 for 10 yards (V.Beasley).	P4
<u>1-10-ATL 39</u>	(2:42) C.Keenum pass incomplete deep right to K.Rudolph (B.Wreh-Wilson).	
2-10-ATL 39	(2:36) (Shotgun) C.Keenum pass incomplete deep right to S.Diggs.	
3-10-ATL 39	(2:30) (Shotgun) C.Keenum sacked at ATL 48 for -9 yards (G.Jarrett).	
4-19-ATL 48	(1:42) R.Quigley punts 46 yards to ATL 2, Center-K.McDermott, out of bounds.	

Atlanta Falcons at 1:33

1-10-ATL 2	(1:33) T.Coleman right guard to ATL 4 for 2 yards (H.Smith). <i>Penalty on ATL-J.Hardy, Illegal Block Above the Waist, declined.</i>	
2-8-ATL 4	(1:04) T.Coleman right end to ATL 8 for 4 yards (E.Kendricks).	
3-4-ATL 8	(:17) (Shotgun) M.Ryan pass incomplete short middle to M.Sanu.	

Minnesota Vikings vs Atlanta Falcons at Mercedes-Benz Stadium

4-4-ATL 8 (:13) M.Bosher punts 45 yards to MIN 47, Center-J.Harris, fair catch by M.Sherels.

Minnesota Vikings at 0:05

1-10-MIN 47 (:05) L.Murray right tackle to ATL 45 for 8 yards (D.Jones).

END OF QUARTER

	Score	Time Poss	First Downs				Efficiencies	
			R	P	X	T	3 Down	4 Down
Minnesota Vikings	0	6:08	0	3	1	4	0/2	0/0
Atlanta Falcons	3	8:52	0	2	1	3	1/4	1/1

Second Quarter

12/3/2017

Play By Play

Minnesota Vikings continued.

2-2-ATL 45	(15:00) J.McKinnon left tackle to ATL 44 for 1 yard (K.Neal; D.Jones).	
3-1-ATL 44	(14:25) C.Ham left guard to ATL 43 for 1 yard (V.Beasley).	R5
<u>1-10-ATL 43</u>	(13:47) C.Keenum pass short left to L.Murray to ATL 34 for 9 yards (V.Beasley).	
2-1-ATL 34	(12:58) L.Murray right guard to ATL 34 for no gain (D.Jones).	
3-1-ATL 34	(12:12) L.Murray right guard to ATL 32 for 2 yards (G.Jarrett).	R6
<u>1-10-ATL 32</u>	(11:38) L.Murray left tackle to ATL 2 for 30 yards (K.Neal; D.Campbell).	R7
<u>1-2-ATL 2</u>	(10:48) J.McKinnon left end to ATL 2 for no gain (D.Jones).	
2-2-ATL 2	(10:06) (Shotgun) J.Sirles reported in as eligible. C.Keenum pass short right to J.McKinnon for 2 yards, TOUCHDOWN.	P8
	<i>(Kick formation) PENALTY on MIN-J.Berger, False Start, 5 yards, enforced at ATL 15 - No Play.</i>	
	K.Forbath extra point is GOOD, Center-K.McDermott, Holder-R.Quigley.	

MIN 7 ATL 3, 9 plays, 53 yards, 5:04 drive, 4:59 elapsed
--

K.Forbath kicks 72 yards from MIN 35 to ATL -7. A.Roberts to ATL 17 for 24 yards (A.Sendejo).

Atlanta Falcons at 10:01, (1st play from scrimmage 9:56)

1-10-ATL 17	(9:56) M.Ryan pass short right to Ju.Jones pushed ob at ATL 30 for 13 yards (X.Rhodes).	P4
<u>1-10-ATL 30</u>	(9:19) M.Ryan pass deep middle to M.Hall to 50 for 20 yards (E.Kendricks).	P5
<u>1-10-50</u>	(8:45) D.Freeman right end to MIN 40 for 10 yards (E.Kendricks).	R6
<u>1-10-MIN 40</u>	(8:05) M.Ryan pass short middle to M.Sanu to MIN 23 for 17 yards (T.Waynes).	P7
<u>1-10-MIN 23</u>	(7:25) (Shotgun) M.Ryan pass incomplete short left to D.Freeman.	
2-10-MIN 23	<i>(7:18) PENALTY on ATL-A.Hooper, False Start, 5 yards, enforced at MIN 23 - No Play.</i>	
2-15-MIN 28	(7:18) (Shotgun) M.Ryan pass short left to T.Coleman to MIN 26 for 2 yards (E.Kendricks) [E.Griffen].	
3-13-MIN 26	(6:32) (Shotgun) M.Ryan pass short left to A.Hooper pushed ob at MIN 18 for 8 yards (A.Barr).	
4-5-MIN 18	(5:51) M.Bryant 36 yard field goal is GOOD, Center-J.Harris, Holder-M.Bosher.	

MIN 7 ATL 6, 8 plays, 65 yards, 4:14 drive, 9:13 elapsed
--

M.Bosher kicks 65 yards from ATL 35 to end zone, Touchback.

Minnesota Vikings at 5:47

1-10-MIN 25	(5:47) (Shotgun) C.Keenum pass incomplete deep right to A.Thielen.	
2-10-MIN 25	(5:41) (Shotgun) J.McKinnon left end ran ob at MIN 27 for 2 yards (R.Alford).	
3-8-MIN 27	<i>(5:36) (Shotgun) PENALTY on ATL-T.McKinley, Neutral Zone Infraction, 5 yards, enforced at MIN 27 - No Play.</i>	
3-3-MIN 32	(4:49) (Shotgun) C.Keenum sacked at MIN 21 for -11 yards (T.McKinley).	
4-14-MIN 21	(4:00) R.Quigley punts 50 yards to ATL 29, Center-K.McDermott. A.Roberts to ATL 32 for 3 yards (C.Ham).	

Atlanta Falcons at 3:49

1-10-ATL 32	(3:49) T.Coleman left end to ATL 38 for 6 yards (H.Smith; E.Kendricks).	
2-4-ATL 38	(3:14) T.Gabriel left end to ATL 43 for 5 yards (H.Smith).	R8
<u>1-10-ATL 43</u>	(2:34) T.Coleman right end to ATL 49 for 6 yards (S.Stephen).	

Two-Minute Warning

2-4-ATL 49	(2:00) M.Ryan pass incomplete deep left to Ju.Jones.	
3-4-ATL 49	(1:55) (Shotgun) M.Ryan pass incomplete short left to M.Hall (M.Alexander).	
4-4-ATL 49	(1:52) M.Bosher punts 42 yards to MIN 9, Center-J.Harris, fair catch by M.Sherels.	

Minnesota Vikings at 1:44

1-10-MIN 9	(1:44) (Shotgun) J.McKinnon left guard to MIN 10 for 1 yard (D.Jones).	
2-9-MIN 10	(1:09) (Shotgun) C.Keenum pass short middle to J.Wright to MIN 23 for 13 yards (K.Neal).	P9
	Timeout #2 by MIN at 01:03.	
<u>1-10-MIN 23</u>	(1:03) (Shotgun) C.Keenum pass short middle to J.McKinnon to MIN 29 for 6 yards (D.Campbell).	
2-4-MIN 29	(:42) (No Huddle, Shotgun) C.Keenum pass short right to K.Rudolph to MIN 35 for 6 yards (K.Neal).	P10
<u>1-10-MIN 35</u>	(:25) (No Huddle, Shotgun) C.Keenum pass incomplete short right to S.Diggs.	
2-10-MIN 35	(:20) (Shotgun) C.Keenum pass short middle to M.Floyd to 50 for 15 yards (R.Allen).	P11
	Timeout #3 by MIN at 00:12.	
<u>1-10-50</u>	(:12) (Shotgun) C.Keenum pass short middle to A.Thielen to ATL 31 for 19 yards (D.Kazee).	P12

Minnesota Vikings vs Atlanta Falcons at Mercedes-Benz Stadium

END OF QUARTER

	Score	Time Poss	First Downs				Efficiencies	
			R	P	X	T	3 Down	4 Down
Minnesota Vikings	7	8:41	3	5	0	8	2/3	0/0
Atlanta Falcons	6	6:19	2	3	0	5	0/2	0/0

Third Quarter

12/3/2017

Play By Play

ATL elects to Receive, and MIN elects to defend the West goal.

K.Forbath kicks 65 yards from MIN 35 to end zone, Touchback.

Atlanta Falcons at 15:00

<u>1-10-ATL 25</u>	(15:00) M.Ryan pass short middle to L.Toilolo to ATL 34 for 9 yards (E.Kendricks).	
2-1-ATL 34	(14:27) D.Freeman right tackle to ATL 47 for 13 yards (A.Sendejo).	R9
	<i>PENALTY on MIN-L.Joseph, Defensive Holding, 5 yards, enforced at ATL 47.</i>	X10
<u>1-10-MIN 48</u>	(13:59) (Shotgun) M.Ryan pass short left to M.Sanu to MIN 36 for 12 yards (X.Rhodes).	P11
<u>1-10-MIN 36</u>	(13:20) D.Freeman left end to MIN 32 for 4 yards (A.Sendejo; T.Johnson).	
2-6-MIN 32	(12:39) T.Coleman left end ran ob at MIN 29 for 3 yards (E.Griffen).	
3-3-MIN 29	(12:05) (Shotgun) M.Ryan pass short middle to M.Sanu to MIN 18 for 11 yards (X.Rhodes). Minnesota challenged the pass completion ruling, and the play was REVERSED.	
4-3-MIN 29	(Shotgun) M.Ryan pass incomplete short middle to M.Sanu. (12:01) M.Bryant 47 yard field goal is GOOD, Center-J.Harris, Holder-M.Bosher.	

MIN 7 ATL 9, 7 plays, 46 yards, 1 penalty, 3:03 drive, 3:03 elapsed

M.Bosher kicks 67 yards from ATL 35 to MIN -2. M.Sherels to MIN 30 for 32 yards (D.Riley; K.Neal).

Minnesota Vikings at 11:57, (1st play from scrimmage 11:50)

1-10-MIN 30	(11:50) L.Murray left guard to MIN 36 for 6 yards (G.Jarrett).	
	<i>PENALTY on MIN-R.Hill, Offensive Holding, 10 yards, enforced at MIN 30 - No Play.</i>	
1-20-MIN 20	(11:24) (Shotgun) L.Murray right tackle to MIN 18 for -2 yards (V.Beasley).	
2-22-MIN 18	(10:41) C.Keenum scrambles left end to MIN 20 for 2 yards. C.Keenum pass incomplete short left to J.McKinnon.	
	<i>PENALTY on MIN-C.Keenum, Illegal Forward Pass, 5 yards, enforced at MIN 20.</i>	
3-25-MIN 15	(10:33) (Shotgun) C.Keenum pass short right to J.McKinnon to MIN 27 for 12 yards (D.Jones; R.Allen).	
4-13-MIN 27	(9:48) R.Quigley punts 44 yards to ATL 29, Center-K.McDermott, fair catch by A.Roberts.	

Atlanta Falcons at 9:40

1-10-ATL 29	(9:40) M.Ryan pass short left to M.Sanu to ATL 43 for 14 yards (T.Waynes).	P12
<u>1-10-ATL 43</u>	(9:03) M.Ryan pass incomplete deep left to Ju.Jones (A.Sendejo).	
2-10-ATL 43	(9:00) D.Freeman right tackle to ATL 45 for 2 yards (B.Robison).	
	<i>Penalty on ATL-J.Hardy, Illegal Block Above the Waist, declined.</i>	
3-8-ATL 45	(8:34) (Shotgun) M.Ryan pass incomplete deep left to T.Gabriel.	
4-8-ATL 45	(8:28) M.Bosher punts 45 yards to MIN 10, Center-J.Harris, fair catch by M.Sherels.	
	<i>PENALTY on ATL-K.Ishmael, Offensive Holding, 10 yards, enforced at ATL 45 - No Play.</i>	
4-18-ATL 35	(8:20) M.Bosher punts 54 yards to MIN 11, Center-J.Harris, fair catch by M.Sherels.	

Minnesota Vikings at 8:11

1-10-MIN 11	(8:11) (Shotgun) C.Keenum pass short left to A.Thielen to MIN 17 for 6 yards (R.Allen).	
2-4-MIN 17	(7:43) (No Huddle) C.Keenum pass short left to L.Murray to MIN 29 for 12 yards (D.Jones).	P13
<u>1-10-MIN 29</u>	(7:01) L.Murray right guard to MIN 30 for 1 yard (D.Poe).	
2-9-MIN 30	(6:32) (Shotgun) C.Keenum pass short left to S.Diggs to MIN 49 for 19 yards (R.Allen).	P14
<u>1-10-MIN 49</u>	(5:46) J.McKinnon left end pushed ob at ATL 44 for 7 yards (R.Allen).	
2-3-ATL 44	(5:12) L.Murray left guard to ATL 44 for no gain (D.Shelby; D.Campbell).	
3-3-ATL 44	(4:26) C.Keenum pass short left to L.Treadwell to ATL 35 for 9 yards (G.Jarrett).	P15
<u>1-10-ATL 35</u>	(3:59) (No Huddle, Shotgun) J.McKinnon left end to ATL 33 for 2 yards (T.McKinley; D.Campbell).	
2-8-ATL 33	(3:20) S.Diggs left end pushed ob at ATL 28 for 5 yards (D.Campbell).	
	Timeout #1 by ATL at 02:55.	
3-3-ATL 28	(2:55) C.Keenum pass short middle to J.Wright to ATL 24 for 4 yards (R.Allen).	P16
<u>1-10-ATL 24</u>	(2:17) L.Murray right tackle to ATL 18 for 6 yards (A.Clayborn).	
2-4-ATL 18	(1:35) L.Murray right end to ATL 15 for 3 yards (D.Poe).	
3-1-ATL 15	(:53) L.Murray right guard to ATL 8 for 7 yards (B.Wreh-Wilson).	R17
<u>1-8-ATL 8</u>	(:26) L.Murray right guard to ATL 6 for 2 yards (A.Rubin; K.Neal).	

END OF QUARTER

	Score	Time Poss	First Downs				Efficiencies	
			R	P	X	T	3 Down	4 Down
Minnesota Vikings	7	10:28	1	4	0	5	3/4	0/0
Atlanta Falcons	9	4:32	1	2	1	4	0/2	0/0

Fourth Quarter

12/3/2017

Play By Play

Minnesota Vikings continued.

2-6-ATL 6 (15:00) (Shotgun) C.Keenum pass short middle to K.Rudolph for 6 yards, TOUCHDOWN.
K.Forbath extra point is GOOD, Center-K.McDermott, Holder-R.Quigley.

P18

MIN 14 ATL 9, 15 plays, 89 yards, 8:15 drive, 0:04 elapsed

K.Forbath kicks 63 yards from MIN 35 to ATL 2. A.Roberts to ATL 23 for 21 yards (C.Ham; J.Kearse).

Atlanta Falcons at 14:56, (1st play from scrimmage 14:47)

1-10-ATL 23 (14:47) T.Coleman left guard to ATL 26 for 3 yards (H.Smith).
2-7-ATL 26 (14:12) M.Ryan pass incomplete deep middle to T.Coleman [L.Joseph].
3-7-ATL 26 (14:08) (Shotgun) M.Ryan scrambles left end to ATL 27 for 1 yard (A.Barr).
4-6-ATL 27 (13:27) M.Bosher punts 56 yards to MIN 17, Center-J.Harris. M.Sherels pushed ob at MIN 27 for 10 yards (B.Reed; L.Toilolo).

Minnesota Vikings at 13:15

1-10-MIN 27 (13:15) (Shotgun) C.Keenum pass short middle to K.Rudolph to MIN 35 for 8 yards (R.Allen).
2-2-MIN 35 (12:38) J.McKinnon left guard to MIN 37 for 2 yards (G.Jarrett; K.Neal).
1-10-MIN 37 (11:54) J.McKinnon right tackle to MIN 39 for 2 yards (C.Upshaw). ATL-D.Jones was injured during the play.
PENALTY on MIN-R.Reiff, Chop Block, 15 yards, enforced at MIN 37 - No Play.
1-25-MIN 22 (11:31) C.Keenum pass short left to J.Wright to MIN 23 for 1 yard (L.Reynolds).
2-24-MIN 23 (11:05) C.Keenum pass short left to J.McKinnon to MIN 21 for -2 yards (R.Allen).
3-26-MIN 21 (10:26) C.Keenum pass short right to A.Thielen to MIN 25 for 4 yards (R.Allen; L.Reynolds).
4-22-MIN 25 (9:42) R.Quigley punts 51 yards to ATL 24, Center-K.McDermott. A.Roberts pushed ob at ATL 29 for 5 yards (A.Harris).

R19

Atlanta Falcons at 9:32

1-10-ATL 29 (9:32) D.Freeman right end to ATL 32 for 3 yards (D.Hunter; T.Waynes).
2-7-ATL 32 (8:52) D.Freeman right end to ATL 39 for 7 yards (H.Smith).
1-10-ATL 39 (8:13) M.Ryan pass short right to D.Freeman to ATL 46 for 7 yards (A.Barr).
2-3-ATL 46 (7:31) D.Freeman left end ran ob at MIN 44 for 10 yards (X.Rhodes).
1-10-MIN 44 (6:58) M.Ryan pass incomplete short middle to T.Coleman (E.Kendricks).
2-10-MIN 44 (6:49) M.Ryan pass short right to Ju.Jones to MIN 33 for 11 yards (X.Rhodes).
1-10-MIN 33 (6:08) T.Coleman left end to MIN 33 for no gain (X.Rhodes).
2-10-MIN 33 (5:28) (Shotgun) M.Ryan pass incomplete short middle to Ju.Jones.
3-10-MIN 33 (5:23) M.Ryan pass short right to T.Gabriel ran ob at MIN 27 for 6 yards.
4-4-MIN 27 (5:04) M.Bryant 45 yard field goal is No Good, Wide Left, Center-J.Harris, Holder-M.Bosher.

R13

R14

P15

Minnesota Vikings at 4:58

1-10-MIN 35 (4:58) C.Keenum pass short right to K.Rudolph to ATL 49 for 16 yards (K.Neal).
1-10-ATL 49 (4:10) L.Murray right guard to ATL 46 for 3 yards (D.Campbell; A.Rubin).
Timeout #2 by ATL at 04:05.
2-7-ATL 46 (4:05) J.McKinnon left end to ATL 43 for 3 yards (R.Alford).
Timeout #3 by ATL at 03:59.
3-4-ATL 43 (3:59) (Shotgun) C.Keenum pass short right to A.Thielen to ATL 21 for 22 yards (R.Allen).
1-10-ATL 21 (3:10) L.Murray left tackle to ATL 13 for 8 yards (K.Neal).
2-2-ATL 13 (2:30) L.Murray right end to ATL 10 for 3 yards (D.Poe; D.Kazee).

P20

P21

R22

Two-Minute Warning

1-10-ATL 10 (2:00) C.Keenum kneels to ATL 11 for -1 yards.
2-11-ATL 11 (1:18) C.Keenum kneels to ATL 12 for -1 yards.
3-12-ATL 12 (:34) C.Keenum kneels to ATL 13 for -1 yards.

END OF QUARTER

	Score	Time Poss	First Downs				Efficiencies	
			R	P	X	T	3 Down	4 Down
Minnesota Vikings	14	8:45	2	3	0	5	1/3	0/0
Atlanta Falcons	9	6:15	2	1	0	3	0/2	0/0

Miscellaneous Statistics Report

Minnesota Vikings vs Atlanta Falcons
12/3/2017 at Mercedes-Benz Stadium

Ten Longest Plays for Minnesota Vikings

Yards	Qtr	Play Start	Play Description
30	2	1-10-ATL 32	(11:38) L.Murray left tackle to ATL 2 for 30 yards (K.Neal; D.Campbell).
22	4	3-4-ATL 43	(3:59) (Shotgun) C.Keenum pass short right to A.Thielen to ATL 21 for 22 yards (R.Allen).
19	2	1-10-50	(:12) (Shotgun) C.Keenum pass short middle to A.Thielen to ATL 31 for 19 yards (D.Kazee).
19	3	2-9-MIN 30	(6:32) (Shotgun) C.Keenum pass short left to S.Diggs to MIN 49 for 19 yards (R.Allen).
16	4	1-10-MIN 35	(4:58) C.Keenum pass short right to K.Rudolph to ATL 49 for 16 yards (K.Neal).
15	2	2-10-MIN 35	(:20) (Shotgun) C.Keenum pass short middle to M.Floyd to 50 for 15 yards (R.Allen).
13	1	1-10-MIN 24	(14:56) C.Keenum pass short right to S.Diggs to MIN 37 for 13 yards (D.Jones).
13	2	2-9-MIN 10	(1:09) (Shotgun) C.Keenum pass short middle to J.Wright to MIN 23 for 13 yards (K.Neal).
12	1	2-10-MIN 34	(4:08) (Shotgun) C.Keenum pass short left to C.Ham to MIN 46 for 12 yards (D.Poe).
12	3	3-25-MIN 15	(10:33) (Shotgun) C.Keenum pass short right to J.McKinnon to MIN 27 for 12 yards (D.Jones; R.Allen).

Ten Longest Plays for Atlanta Falcons

Yards	Qtr	Play Start	Play Description
20	2	1-10-ATL 30	(9:19) M.Ryan pass deep middle to M.Hall to 50 for 20 yards (E.Kendricks).
18	3	2-1-ATL 34	(14:27) D.Freeman right tackle to ATL 47 for 13 yards (A.Sendejo).
17	2	1-10-MIN 40	(8:05) M.Ryan pass short middle to M.Sanu to MIN 23 for 17 yards (T.Waynes).
16	1	3-6-ATL 37	(10:56) (Shotgun) M.Ryan pass short right to L.Toilolo to MIN 47 for 16 yards (E.Kendricks).
15	1	4-2-MIN 39	(7:25) (Shotgun) M.Ryan pass short right to T.Coleman to MIN 24 for 15 yards (A.Barr).
14	3	1-10-ATL 29	(9:40) M.Ryan pass short left to M.Sanu to ATL 43 for 14 yards (T.Waynes).
13	2	1-10-ATL 17	(9:56) M.Ryan pass short right to Ju.Jones pushed ob at ATL 30 for 13 yards (X.Rhodes).
12	3	1-10-MIN 48	(13:59) (Shotgun) M.Ryan pass short left to M.Sanu to MIN 36 for 12 yards (X.Rhodes).
11	1	3-17-MIN 31	(6:10) (Shotgun) D.Freeman right guard to MIN 20 for 11 yards (E.Kendricks).
11	4	2-10-MIN 44	(6:49) M.Ryan pass short right to Ju.Jones to MIN 33 for 11 yards (X.Rhodes).

Touchdown Scoring Information

		Offense	Defense	Special Teams
VISITOR	Minnesota Vikings	2	0	0
HOME	Atlanta Falcons	0	0	0

Player Scoring Information

Club	Player	TD	Rush TD	Rec TD	KO TD	Punt TD	Int TD	Fum TD	Misc TD	FG	XP	2Pt Rush	2Pt Rec	Sfty	Points
MIN	K.Rudolph	0	0	1	0	0	0	0	0	0	0	0	0	0	6
MIN	J.McKinnon	0	0	1	0	0	0	0	0	0	0	0	0	0	6
MIN	K.Forbath	0	0	0	0	0	0	0	0	0	2	0	0	0	2
ATL	M.Bryant	0	0	0	0	0	0	0	0	3	0	0	0	0	9

Possession Detail

	First Half		Second Half		Game	
	Visitor	Home	Visitor	Home	Visitor	Home
Largest Lead	4	3	5	2	5	3
Drives Leading	2	1	2	1	4	2
Time of Possession Leading	3:42	1:28	8:41	1:29	12:23	2:57
Largest Deficit	-3	-4	-2	-5	-3	-5
Drives Trailing	2	2	2	3	4	5
Time of Possession Trailing	8:55	6:19	10:32	9:18	19:27	15:37
Times Score Tied Up		0		0		0
Lead Changes		2		2		4

Playtime Percentage

Percent of playtime per player on offense, defense and special teams

Minnesota Vikings					Atlanta Falcons				
		Offense	Defense	Special Teams			Offense	Defense	Special Teams
J Berger	G	66 100%		2 9%	J Matthews	T	53 100%		4 17%
P Elflein	C	66 100%		2 9%	R Schraeder	T	53 100%		4 17%
N Easton	G	66 100%		2 9%	A Mack	C	53 100%		4 17%
R Reiff	T	66 100%		2 9%	W Schweitzer	G	53 100%		4 17%
C Keenum	QB	66 100%			M Ryan	QB	53 100%		
R Hill	T	66 100%			M Sanu	WR	45 85%		
K Rudolph	TE	64 97%		2 9%	B Garland	G	43 81%		7 30%
A Thielen	WR	60 91%			J Jones	WR	42 79%		
S Diggs	WR	48 73%			D Freeman	RB	39 74%		
J McKinnon	RB	35 53%		6 26%	A Hooper	TE	34 64%		4 17%
L Murray	RB	30 45%			T Gabriel	WR	27 51%		
B Bell	TE	27 41%		16 70%	L Toilolo	TE	25 47%		9 39%
C Ham	FB	25 38%		17 74%	T Coleman	RB	20 38%		
L Treadwell	WR	20 30%			D Coleman	FB	13 25%		16 70%
J Wright	WR	13 20%			J Hardy	WR	11 21%		7 30%
M Floyd	WR	6 9%			A Levitre	G	10 19%		
J Sirles	G	1 2%		3 13%	M Hall	WR	7 13%		9 39%
D Morgan	TE	1 2%		1 4%	E Saubert	TE	2 4%		12 52%
E Kendricks	LB		53 100%	4 17%	K Neal	FS		66 100%	5 22%
A Barr	LB		53 100%	4 17%	R Alford	CB		65 98%	6 26%
H Smith	FS		53 100%	4 17%	D Jones	LB		62 94%	3 13%
A Sendejo	SS		53 100%	3 13%	D Campbell	LB		62 94%	1 4%
X Rhodes	CB		53 100%		R Allen	SS		61 92%	1 4%
T Waynes	CB		51 96%	4 17%	B Wreh-Wilson	CB		56 85%	2 9%
E Griffen	DE		50 94%	4 17%	D Poe	DT		50 76%	3 13%
D Hunter	DE		40 75%	8 35%	G Jarrett	DT		49 74%	3 13%
L Joseph	NT		40 75%	1 4%	V Beasley	LB		49 74%	1 4%
T Johnson	DT		33 62%	4 17%	D Kazee	SS		37 56%	13 57%
B Robison	DE		24 45%	1 4%	D Shelby	DE		31 47%	2 9%
T Newman	CB		21 40%		A Clayborn	DE		31 47%	1 4%
B Gedeon	LB		20 38%	21 91%	B Reed	DE		25 38%	7 30%
S Stephen	NT		20 38%	8 35%	A Rubin	DT		24 36%	
M Alexander	CB		15 28%	3 13%	C Upshaw	DE		24 36%	
S Weatherly	DE		3 6%	6 26%	T McKinley	DE		21 32%	
E Lamur	LB		1 2%	5 22%	K Ishmael	FS		4 6%	18 78%
M Sherels	CB			21 91%	L Reynolds	LB		4 6%	16 70%
J Kearse	SS			20 87%	C Goodwin	CB		2 3%	16 70%
E Wilson	LB			17 74%	D Riley	LB		2 3%	13 57%
K Brothers	LB			17 74%	S Neasman	SS			13 57%
A Harris	FS			17 74%	T Ward	RB			12 52%
T Brock	CB			9 39%	M Boshier	P			11 48%
R Quigley	P			7 30%	J Harris	LS			9 39%
K McDermott	LS			7 30%	A Roberts	WR			8 35%
K Forbath	K			5 22%	M Bryant	K			5 22%

