



MIAMI DOLPHINS WEEKLY RELEASE

WEEK 14

NEW ENGLAND PATRIOTS (10-2) AT MIAMI DOLPHINS (5-7)

MONDAY, DEC. 11, 2017 | 8:30 PM ET | HARD ROCK STADIUM | MIAMI GARDENS, FLA.





2017 MIAMI DOLPHINS SCHEDULE

IMPORTANT DATES

JANUARY 15, 2018

Deadline for underclassmen to declare for the NFL draft

JANUARY 28, 2018

Pro Bowl
Orlando, Fla.

FEBRUARY 4, 2018

Super Bowl LII
Minneapolis, Minn.

MARCH 14, 2018

2018 League Year Begins

APRIL 26-28, 2018

2018 NFL Draft
Arlington, Texas

PRESEASON

DATE	OPPONENT	STADIUM	TIME/ RESULT	NETWORK	RADIO	PRESENTING SPONSOR	GIVEAWAY
Thurs., Aug. 10	Atlanta Falcons	Hard Rock Stadium	W, 23-20	WFOR CBS4	560 WQAM KISS 99.9		
Thurs., Aug. 17	Baltimore Ravens	Hard Rock Stadium	L, 7-31	WFOR CBS4	560 WQAM KISS 99.9		
Thurs., Aug. 24	at Philadelphia Eagles	Lincoln Financial Field	L, 31-38	WFOR CBS4	560 WQAM KISS 99.9		
Thurs., Aug. 31	at Minnesota Vikings	U.S. Bank Stadium	W, 30-9	WFOR CBS4	560 WQAM KISS 99.9		

REGULAR SEASON

DATE	OPPONENT	STADIUM	TIME/ RESULT	NETWORK	RADIO	PRESENTING SPONSOR	GIVEAWAY
BYE WEEK							
Sun., Sept. 17	at Los Angeles Chargers	StubHub Center	W, 19-17	CBS	560 WQAM KISS 99.9		
Sun., Sept. 24	at New York Jets	MetLife Stadium	L, 6-20	CBS	560 WQAM KISS 99.9		
Sun., Oct. 1	New Orleans Saints	Wembley Stadium (London)	L, 0-20	FOX	560 WQAM KISS 99.9		
Sun., Oct. 8	Tennessee Titans	Hard Rock Stadium	W, 16-10	CBS	560 WQAM KISS 99.9		Co-Branded Cancer Awareness Wristbands
Sun., Oct. 15	at Atlanta Falcons	Mercedes-Benz Stadium	W, 20-17	CBS	560 WQAM KISS 99.9		
Sun., Oct. 22	New York Jets	Hard Rock Stadium	W, 31-28	FOX	560 WQAM KISS 99.9		
Thurs., Oct. 26	at Baltimore Ravens	M&T Bank Stadium	L, 0-40	CBS/NFLN/ Amazon	560 WQAM KISS 99.9		
Sun., Nov. 5	Oakland Raiders	Hard Rock Stadium	L, 24-27	NBC	560 WQAM KISS 99.9		
Mon., Nov. 13	at Carolina Panthers	Bank of America Stadium	L, 21-45	ESPN	560 WQAM KISS 99.9		
Sun., Nov. 19	Tampa Bay Buccaneers	Hard Rock Stadium	L, 20-30	FOX	560 WQAM KISS 99.9		Co-Branded Sunglasses & Sunglass Pouch
Sun., Nov. 26	at New England Patriots	Gillette Stadium	L, 17-35	CBS	560 WQAM KISS 99.9		
Sun., Dec. 3	Denver Broncos	Hard Rock Stadium	W, 35-9	FOX	560 WQAM KISS 99.9		Co-Branded "Go Fins" Rollabanna
Mon., Dec. 11	New England Patriots	Hard Rock Stadium	8:30 p.m.	ESPN	560 WQAM KISS 99.9	Hard Rock Hotel	
Sun., Dec. 17	at Buffalo Bills	New Era Field	1 p.m.*	CBS	560 WQAM KISS 99.9		
Sun., Dec. 24	at Kansas City Chiefs	Arrowhead Stadium	1 p.m.*	CBS	560 WQAM KISS 99.9		
Sun., Dec. 31	Buffalo Bills	Hard Rock Stadium	1 p.m.	CBS	560 WQAM KISS 99.9		

* Game subject to flex scheduling
All times EASTERN



All Dolphins games can be heard on 560 WQAM and Kiss 99.9, the flagship stations of the Miami Dolphins Radio Network, Dolphins.com and throughout South and Central Florida on stations that make up The Miami Dolphins Radio Network. In addition to the game broadcasts, the stations will feature expanded pre-, halftime and postgame shows. Dolphins fans who tune into Miami's Sportsradio 560 WQAM will have the opportunity to listen to live broadcasts of Head Coach Adam Gase's day-after game press conferences and "Dolphins Friday," a day of Dolphins' centric-content on the station featuring interviews with players, coaches, and team executives. Fans can also listen to the Dolphins in Spanish on Univision Deportes Radio WQBA 1140 AM.

2017 AFC EAST STANDINGS

TEAM	W	L	PCT	PF	PA
Patriots	10	2	.833	348	223
Bills	6	6	.500	227	283
Dolphins	5	7	.417	209	298
Jets	5	7	.417	266	288



WEEK 14: NEW ENGLAND PATRIOTS TABLE OF CONTENTS

MEDIA INFORMATION	2-3
DOLPHINS EN ESPAÑOL	4
TEAM NOTES	5
OFFENSE NOTES	6-7
DEFENSE NOTES	8-9
SPECIAL TEAMS NOTES	10
DOLPHINS PRO BOWL CANDIDATES	11
WHAT TO LOOK FOR	12-13
THE DOLPHINS VS. THE PATRIOTS	14-16
THE LAST MEETING VS. THE PATRIOTS	17
2017 ROOKIE CLASS	18
HARD ROCK STADIUM MODERNIZATION	19-22
MONDAY'S HALFTIME SHOW	23
MIAMI DOLPHINS IN THE COMMUNITY	24-26
DOLPHINS RADIO	27
HALL OF FAME DE/LB JASON TAYLOR	28
DEPTH CHART	29
PROJECTED CONTRIBUTORS	30-31
TRANSACTIONS	32-33
NUMERICAL ROSTER	34
ALPHABETICAL ROSTER	35
POSITIONAL ROSTER/PRONUNCIATIONS	36
HOW THEY WERE ACQUIRED	37
2017 GAME RECAPS	38-49
SUPPLEMENTAL STATISTICS	51-65
THE LAST TIME IT HAPPENED	66-71
LAST WEEK'S GAME BOOK	72-88
2017 NFL STANDINGS	89

MIAMI DOLPHINS MEDIA WEBSITE

media.miamidolphins.com

The Miami Dolphins media website features everything a media member needs to cover the team. Visitors can find transcripts, press releases, weekly releases, credentials, notes, gamebooks, flip cards an archive of old media guides and gamebooks and more by visiting media.miamidolphins.com.



WEEKLY MEDIA SCHEDULE: WEEK 14 VS. NEW ENGLAND

6	WED	7	THU	8	FRI	9	SAT	10	SUN	11	MON	12	TUE
Conference Calls 10 a.m. - Patriots Head Coach Bill Belichick		Head Coach Adam Gase 11:55 a.m. (media work room)		Coordinators 11:30 a.m. (media work room)		Practice* 12:20 p.m. - 1:15 p.m.		No media availability		Week 13 vs. New England 8:30 p.m. TV - ESPN		TBD	
		Practice* 1:15 - 3 p.m.		Head Coach Adam Gase 12:15 p.m. (media work room)		Players (open locker room) Following Practice							
		Players (open locker room) Following Practice		Practice* 1:05 - 2:45 p.m.		Head Coach Adam Gase Following practice (media work room)							
		QB Jay Cutler & DT Ndamukong Suh Following practice at podium (interview room in lobby)		Players (open locker room) Following Practice									

* Practice will be open to media for approximately 30 minutes

DOLPHINS ON THE AIR

Television:	ESPN WPLG-TV (Local 10 ABC - Miami-Ft. Lauderdale)	
Broadcasters:	Sean McDonough - Play-By-Play Jon Gruden - Color Analyst Lisa Salters - Sideline	
Local Radio:	Dolphins Radio Network KISS 99.9-FM WQAM 560-AM	
Broadcasters:	Jimmy Cefalo - Play-By-Play Bob Griese - Color Analyst Joe Rose - Color Analyst Kim Bokamper - Sideline	
Spanish Radio:	Dolphins Spanish Radio WQBA-1140 AM	
Broadcasters:	Raul Striker Jr. - Play-By-Play Eduardo Martell - Color Analyst	
National Radio:	Westwood One	
Broadcasters:	Kevin Harlan - Play-By-Play Kurt Warner - Color Analyst Hub Arkush - Sideline	

PREGAME/IN-GAME ENTERTAINMENT



Presenting Sponsor: Hard Rock
National Anthem: Retired Naval Petty Office First Class, Generald Wilson
Youth Tradition National Anthem Team: Hollywood Hills High School
Colors Presented By: Homestead Air Reserve Base Honor Guard
Flyover: Coast Guard Air Station Miami
Military Unit of the Game: U.S. Marine Forces South
Everyday Hero: World War II Veteran Larry Weston
Vietnam Veteran of the Game: Michael G. Foster CW3 USAR (Ret.)
Military Family of the Game: SFC Joshua Denman and family
Alumni Captain: Dan Marino
Pregame Activities: Cheerleader Performance
Halftime Performance: Hard Rock Rising Winner Alex Boyé Halftime Performance
Sirius XM Broadcast: Movin The Chains' with Jim Miller and Pat Kirwan live broadcast from the East Plaza from 4:45 p.m. until kickoff

COMMUNICATIONS DEPARTMENT



JASON JENKINS

Sr. Vice President, Communications & Community Affairs

O: 954-452-7174
JJenkins@dolphins.com



MATT TAYLOR

Sr. Director of Football Communications

O: 954-452-7179
MattTaylor@dolphins.com



THERESA GARNER

Corporate Communications Manager

O: 305-943-1451
TGarnier@dolphins.com



BRETT BRECHEISEN

Football Communications Manager

O: 954-452-7190
BBrecheisen@dolphins.com



RENZO SHEPPARD

Football Communications Manager

O: 954-452-7144
RSheppard@dolphins.com



GAYLE BADEN

Communications Coordinator

O: 954-452-7173
GBaden@dolphins.com



SYDNEY WADE

Communications Coordinator

O: 954-452-7198
SWade@dolphins.com



RYAN MURPHY

Communications Staff Assistant

O: 954-452-7114
RMurphy@dolphins.com



MIAMI DOLPHINS MEDIA WORKROOM ACCESS & PARKING INFORMATION FOR THE 2017 SEASON

As a reminder, the workroom for accredited media covering the Miami Dolphins is located behind the Dolphins Pro Shop at the Baptist Health Training Facility at Nova Southeastern University. Access to the media workroom is granted by the Communications Staff to members of the media upon their arrival at training camp.

Parking passes are distributed by the Communications Department. The passes **need to be clearly displayed** to gain entry into the media parking areas. Media parking is available at the Nova Southeastern University Medical School garage (HPD Garage), which is next to the Dolphins Pro Shop, and located near the intersection of University Drive and S.W. 30th Street, between Griffin Road and I-95. Access to this garage is off University Drive and S.W. 30th Street. In the event the HPD Garage is full, the overflow media parking will be in the AUX Parking Lot next to the NOVA Softball fields.

PLEASE NOTE – ALL MEDIA ARE ASKED TO PARK ON THE SECOND FLOOR OF THE HPD GARAGE. PARKING ON THE FIRST FLOOR IS RESERVED FOR NOVA PATIENTS ONLY. THE GARAGE WILL BE MONITORED BY NOVA AND THOSE WHO PARK ON THE FIRST FLOOR WILL BE TICKETED.

PLEASE PREARRANGE ALL LIVE TRUCK PARKING through the Miami Dolphins Communications Department.

DIRECTIONS TO PARKING GARAGE AT NOVA SOUTHEASTERN UNIVERSITY

FROM I-95 OR FLORIDA'S TURNPIKE

Exit at I-595; proceed west to University Drive exit
Turn left (south) onto University Drive
Proceed to S.W. 30th Street (Abe Fischler Blvd.) turn left (east)
Proceed past the Miami Dolphins facility to Ray Ferrero Jr. Blvd.
Turn right and parking garage will be on your right.

UNIVERSITY DRIVE

From north of I-595
Take University Drive south past I-595 to S.W. 30th Street (Abe Fischler Blvd.) turn left (east).
Proceed past the Miami Dolphins facility to Ray Ferrero Jr. Blvd.
Turn right and parking garage will be on your right.

FROM SOUTH OF GRIFFIN ROAD

Take University Drive north past Griffin Road to S.W. 30th Street (Abe Fischler Blvd.) turn right (east)
Proceed past the Miami Dolphins facility to Ray Ferrero Jr. Blvd.
Turn right and parking garage will be on your right.





DOLPHINS EN ESPAÑOL

MIAMI ALBERGA NEW ENGLAND EN MONDAY NIGHT FOOTBALL

Los Miami Dolphins enfrenten a los New England Patriots en Hard Rock Stadium en Monday Night Football el 11 de diciembre a las 8:30 p.m. El juego será transmitido a nivel nacional en ESPN y localmente en el mercado de Miami-Fort Lauderdale en WPLG Canal 10.

Marca la segunda vez en tres semanas que los dos equipos se enfrentan, con New England ganando el partido de Semana 12 en Foxborough, 35-17. Miami no ha jugado un equipo dos veces en un lapso de tres partidos desde 2009, cuando ganaron a los Jets de Nueva York en Semanas 5 y 8 con una semana libre entre ellos.

LOS DOLPHINS EN MONDAY NIGHT FOOTBALL

Miami albergará Monday Night Football en Hard Rock Stadium para la primera vez desde que se instaló la cubierta antes de la temporada de 2016. La última vez que los Dolphins jugaron Monday Night Football en casa fue el 14 de diciembre de 2015 cuando cayeron a los Giants de Nueva York, 31-24.

Los Dolphins han jugado más partidos en Monday Night Football que cualquier otro equipo en la historia del NFL. Será la 84ª aparición de Miami en MNF. Los Dolphins han compilado un record de 41-42 (49.4 pct.) en juegos de Monday Night.

MARCHANDO EN HARD ROCK STADIUM

Miami no ha gastado tiempo estableciendo una ventaja en casa con las renovaciones importantes y la cubierta añadidos a Hard Rock Stadium.

- En 2016, el primer año con la cubierta, los Dolphins fueron 6-2 en casa, su mejor marca desde 2002.
- Miami tuvo una racha de cinco victorias en casa en el medio de la temporada de 2016, cual fue la racha de victorias en casa más larga desde 2001-02.
- Los Dolphins son 3-2 en casa este año, ganándole a Tennessee 16-0 en Semana 5, los Jets de Nueva York en Semana 7 y los Broncos la semana pasada.
- Las 10 ganadas en los últimos 14 partidos en Hard Rock Stadium es la mejor racha de 14 partidos en casa desde que ganaron 10 de 14 desde el 13 de noviembre de 2011 hasta el 22 de septiembre de 2013.
- Esta es la primera temporada desde 2005 en que los Dolphins han ganado sus primeros dos juegos en casa.
- Miami ahora ha ganado tres partidos, a lo mínimo, en casa en cada año desde 2010, aunque solo jugaron siete juegos en casa en 2015 (y de nuevo esta temporada).
- Los Dolphins han ganado tres de los pasados cuatro cuando enfrentaron los Patriots en Miami.

ENTRE LOS LÍDERES EN EL NFL EN ATRAPADAS

Receptor Jarvis Landry tiene 80 atrapadas este año, terceros más en el NFL esta temporada. También tiene seis touchdowns, más que cualquier otro año en su carrera.

MÁS ATRAPADAS EN EL NFL (2017)

RNK	JUGADOR	EQUIPO	ATR.
1.	Antonio Brown	Pittsburgh	88
2.	Larry Fitzgerald	Arizona	82
3.	JARVIS LANDRY	MIAMI	80
4.	Keenan Allen	L.A. Chargers	77
	DeAndre Hopkins	Houston	77

KENYAN DRAKE HACE JUGADAS EXPLOSIVAS

La ofensa de los Dolphins ha tenido muchas grandes jugadas durante las pasadas semanas, más notablemente en la carrera. La semana pasada, como el corredor principal de Miami, Kenyan Drake llevó una carrera de 42 yardas para un touchdown en la tercera cuarta. Drake ahora tiene tres carreras para 40 yardas o más este año, empatado para las más en el NFL, aunque tiene más de 100 carreras menos que los dos jugadores con quien está empatado.

MÁS CARRERAS DE 40+ YARDAS ESTA TEMPORADA

RNK	JUGADOR	EQUIPO	CAR.	YDS	40+ CARRERAS
1.	KENYAN DRAKE	MIAMI	65	320	3
	Jordan Howard	Chicago	212	885	3
	Kareem Hunt	Kansas City	193	930	3

CAM WAKE SIGUE ANOTANDO SACKS A LOS 35 AÑOS

Durante la temporada de 2016, ala defensiva Cameron Wake tuvo uno de los regresos más impresionantes en el NFL. Regresando de una lesión a su Aquiles, Wake fue dominante, anotando 11.5 sacks, cual fue tercero en el AFC y empatado para sexto en el NFL.

Wake fue reinsertado como titular en Semana 6 el año pasado y desde entonces, lidera el NFL con 18.5 sacks y le ha ayudado a Miami ganar 14 de sus últimos 23 juegos de temporada regular.

Wake fue empatado para segundo en el AFC y empatado para tercero en el NFL con cinco balones libres causados en 2016. Ha causado nueve balones libres desde 2015, empatado para los más en el NFL durante ese lapso aunque solo jugó siete partidos en 2015.

Ahora a los 35 años, Wake tiene 8.0 sacks esta temporada, empatado para 14º en el NFL. Necesita solo dos sacks para convertirse en el 11º jugador en la historia del NFL (desde 1982) y solo el tercero en los pasados 15 años (John Abraham y Julius Peppers) a tener 10 o más sacks a los 35 años o más.

12 TIROS DEFENDIDOS EN VICTORIA CONTRA DENVER

Los receptores de Denver no pudieron escapar los esquineros y safeties de Miami la semana pasada. Miami tuvo 12 tiros defendidos contra los Broncos, empatado para cuartos más en un partido en la historia del equipo y los más desde que tuvieron 12 el 31 de diciembre de 2010. El equipo fue liderado por los desempeños mejores en términos de tiros defendidos de Xavien Howard (5) y Bobby McCain (3). Fue empatado para los segundos más tiros defendidos por un equipo en un partido este año.

MEJOR DÍA EN LA CARRERA DE XAVIEN HOWARD VS. DENVER

Esquinero Xavien Howard tuvo el mejor desempeño de su carrera joven la semana pasada, interceptando dos tiros y regresando uno para un touchdown contra Denver.

- Fue la primera devolución de una intercepción para un touchdown de Miami desde que LB Kiko Alonso ganó el juego contra San Diego con un retorno de 60 yardas para un touchdown el 13 de noviembre de 2016.
- La última vez que un esquinero de los Dolphins regreso una intercepción para un touchdown fue Brent Grimes en 2014.
- Howard se convirtió en el primer jugador de los Dolphins a tener dos intercepciones en un partido desde que Tony Lippett tuvo dos en Nueva York contra los Jets el 17 de diciembre de 2016.
- Los cinco tiros defendidos de Howard son empatados para los más en un juego del NFL este año.
- Casey Howard de los L.A. Chargers tuvo cinco tiros defendidos el 1 de octubre contra Philadelphia.



TEAM NOTES

MIAMI HOSTS NEW ENGLAND ON MONDAY NIGHT FOOTBALL

The Miami Dolphins **welcome the New England Patriots to Hard Rock Stadium for Monday Night Football on Monday, Dec. 11 at 8:30 p.m.** The game will be televised nationally on ESPN and locally in the Miami-Fort Lauderdale market on WPLG Channel 10.

This marks the second time in three weeks the two teams will meet, with New England taking the Week 12 matchup in Foxborough, 35-17. **Miami hasn't played a team twice in a three-game span since 2009, when they beat the N.Y. Jets in Weeks 5 and 8 with a bye mixed in.** The last time the Dolphins played the same team twice in three weeks was in 2000, when they lost to Indianapolis in Week 16 but defeated the Colts two weeks later in the AFC Wild Card round.

THE DOLPHINS ON MONDAY NIGHT FOOTBALL

Miami will welcome Monday Night Football to Hard Rock Stadium for **the first time since the new canopy was added to the venue prior to the 2016 season.** The Dolphins' last home Monday Night Football game was on Dec. 14, 2015 when the Dolphins fell to the N.Y. Giants, 31-24.

The Dolphins have played more games on Monday Night Football than any team in NFL history. This will be the franchise's 84th appearance on the national platform and the Dolphins have compiled an 41-42 record (49.4 pct.) on Monday nights.

ROCKING AT HARD ROCK STADIUM

Miami has wasted no time establishing a home-field advantage with the major renovation and canopy added to Hard Rock Stadium.

- In 2016, the first year with the canopy, **the Dolphins went 6-2 at home, their best home record since 2002.**
- Miami had a stretch of **five straight home victories** in the middle of the 2016 season, which was **the team's longest home winning streak since 2001-02.**
- The Dolphins are 3-2 at their home venue this season, defeating Tennessee in Week 5, the N.Y. Jets in Week 7 and Denver last week.
- **Miami's 10 wins in their past 14 games at Hard Rock Stadium is the team's best 14-game home stretch since they won 10 of 14 from Nov. 13, 2011 to Sept. 22, 2013.**
- This is the first season since 2005 the Dolphins won their first two home games played at Hard Rock Stadium.
- Miami has now **won at least three home games in the stadium in every season since 2010**, despite playing just seven games at the venue in 2015 (and again this season).
- **The Dolphins have won three of the past four times they have hosted New England.**

SIXTEEN STRAIGHT

With the Dolphins' Week 1 game against Tampa Bay being moved to this week due to Hurricane Irma, **Miami is playing 16 straight weeks for the first time since 1992**, when a similar situation occurred. Hurricane Andrew forced the Dolphins to move their season opener vs. New England to the bye week. Miami beat the Patriots on Oct. 18, 1992 and **went on to win 11 games, the AFC East title and reach the AFC Championship game that season.**

UP NEXT: THE FIRST MEETING WITH BUFFALO THIS SEASON

The Dolphins hit the road next week to take on Buffalo for the first time this season in Week 15. **It's the latest the Dolphins have ever played their first game against a divisional opponent.**

Miami swept Buffalo last season for the first time since 2011. **The Dolphins' 34-31 overtime win over the Bills on Christmas Eve last year clinched Miami its first playoff berth since 2008** after Kansas City defeated Denver on Christmas night.

THE COMEBACK KIDS

In Weeks 6 and 7, the Dolphins trailed 17-0 at halftime in Atlanta and faced a 14-point fourth-quarter deficit vs. the N.Y. Jets before coming back to win both games, with different quarterbacks.

- The last time **the Dolphins won consecutive games trailing by 14-plus points in a second half was a three-game streak from Sept. 14-28, 1980.**
- **The 17-point halftime deficit the Dolphins overcame in Atlanta was the biggest in the NFL this season and tied for the largest in franchise history.** They also trailed 17-0 at halftime to Buffalo in 1968 and rallied for a 21-17 win.
- The comeback in Atlanta was **tied for the sixth-largest comeback in team history** and was the largest since a 21-point comeback vs. Buffalo on Dec. 4, 2005.
- The 17-point come-from-behind victory vs. the Falcons was **Miami's largest comeback on the road since an 18-point comeback at the N.Y. Jets on Nov. 27, 1994, also known as the "Fake Spike" game.**
- The Dolphins came back from a 13-point second-half deficit in Week 11 vs. Tampa Bay to tie the game at 20 with 3 minutes remaining but ultimately lost the contest.

BREAKING DOWN THE DOLPHINS ROSTER:

Here is how the Dolphins' current 53-man roster breaks down:

- There are 25 offensive players, 25 defensive players and three specialists.
- Of the 53 players on Miami's roster, **19 of them (36.5 pct.) were drafted by the Dolphins.**
- Miami also has nine undrafted college free agents on the roster that began their NFL careers with the Dolphins, bringing the total to **28 of the 53 players (52.8 pct.) that began their NFL careers with the Dolphins.**
- Of Miami's 53 players, **18 of them (34.0 pct.) were not selected in the NFL draft.**
- A total of **41 of the 53 players (77.4 pct.) are 28 years old or younger.**

THE DOLPHINS ROSTER:

BY DRAFT ROUND:

ROUND	NO.
1st	8 players
2nd or 3rd	10 players
4th or 5th	9 players
6th or 7th	8 players
Undrafted	18 players

BY EXPERIENCE:

YEARS	NO.
Rookie-1	12 players
2-3	16 players
4-5	10 players
6-9	9 players
10-plus	6 players

BY AGE:

AGE	NO.
22-24	18 players
25-28	23 players
29-32	6 players
33-plus	6 players

* Rosters as of print date (12/4/17) and all ages as of kickoff date (12/11/17)



OFFENSE NOTES

'JUICE' SETS NFL RECORD

WR Jarvis Landry is blowing by the NFL record for most receptions in the first four years of an NFL career. Landry surpassed WR Anquan Boldin in Week 9 and continues to extend his record, entering this week's game with 368 receptions. Landry also owns the record for most receptions in the first two years of a career (194) and is tied for the most in the first three years of a career (288).

MOST RECEPTIONS IN FIRST FOUR YEARS OF NFL CAREER

RNK	PLAYER	TEAM	YEARS	REC.
1.	JARVIS LANDRY	MIAMI	2014-17	368
2.	Anquan Boldin	Arizona	2003-06	342
3.	Larry Fitzgerald	Arizona	2004-07	330

AMONG THE NFL LEADERS IN RECEPTIONS

WR Jarvis Landry has 80 receptions this year, the third-most in the NFL this season. He also has a career high with six touchdown receptions:

MOST RECEPTIONS IN THE NFL (2017)

RNK	PLAYER	TEAM	REC.
1.	Antonio Brown	Pittsburgh	88
2.	Larry Fitzgerald	Arizona	82
3.	JARVIS LANDRY	MIAMI	80
4.	Keenan Allen	L.A. Chargers	77
	DeAndre Hopkins	Houston	77



LANDRY KEEPS CATCHING PASSES

With 94 receptions in 2016, Landry ranked No. 4 in single-season team history. He now owns three of the franchise's top six single-season reception marks, including the team record of 110 he set in 2015. Landry is the only NFL player to catch at least five passes in every game this year and already has 80 reception, which is ninth in Dolphins history. All four of his NFL seasons rank among the team's top 10 in single-season receptions:

MOST RECEPTIONS IN A SINGLE SEASON IN DOLPHINS HISTORY

RNK	PLAYER	YEAR	REC.
1.	JARVIS LANDRY	2015	110
2.	JARVIS LANDRY	2016	94
3.	O.J. McDuffie	1998	90
4.	Mark Clayton	1988	86
5.	Brandon Marshall	2010	86
6.	JARVIS LANDRY	2014	84
7.	Chris Chambers	2005	82
8.	Brandon Marshall	2011	81
9.	JARVIS LANDRY	2017	80
10.	Davone Bess	2010	79

LANDRY LOOKING TO BECOME FIRST DOLPHINS PLAYER WITH THREE STRAIGHT 1,000-YARD SEASONS

After posting 1,157 receiving yards in 2015 and 1,136 receiving yards in 2016, WR Jarvis Landry is looking to become the first Dolphins wide receiver to top 1,000 yards in three consecutive seasons. The fourth-year NFL pro has 699 receiving yards in 12 games this season, just shy of a 1,000-yard pace. He is the sixth Dolphins wide out to ever post consecutive 1,000-yard seasons (Mark Clayton, Mark Duper, Irving Fryar, Brian Hartline and Brandon Marshall) and first since WR Brian Hartline did so in 2012 and 2013.

THE DOLPHINS OFFENSE IN THE PAST FOUR WEEKS

The Dolphins have played three of the NFL's top 10 defenses in the past four weeks and have managed to improve their offensive production. Since Week 10, Miami has faced Carolina (No. 6 in total defense and No. 10 in scoring defense), New England (No. 9 in scoring defense) and Denver (No. 5 in total defense) but has seen their offensive production increase from their first nine games, despite using two different starting quarterbacks:

WEEKS 1-10			WEEKS 11-13	
STAT	RNK	CATEGORY	RNK	STAT
275.0	31	Total Offense	14	345.3
194.9	29	Passing Offense	13	247.0
80.1	30	Rushing Offense	23	98.3
15.2	32	Scoring Offense	12	24.0

KENYAN DRAKE HITS THE HOME RUN

The Dolphins offense has hit many big plays in recent weeks, most notably in the running game. Last week, as Miami's featured back, RB Kenyan Drake took a carry 42 yards for a touchdown in the third quarter. Drake now has three rushing plays for 40-plus yards, which is tied for the most in the NFL, despite having more than 100 carries fewer than the two players he's tied with:

MOST 40+ YARD RUNS THIS SEASON

RNK	PLAYER	TEAM	ATT	YDS	40+ RUNS
1.	KENYAN DRAKE	MIAMI	65	320	3
	Jordan Howard	Chicago	212	885	3
	Kareem Hunt	Kansas City	193	930	3

MIAMI'S LONG RUNS

The Dolphins have had four rushing plays of 40-plus-yards in their five games played since Week 9 after RB Kenyan Drake rolled out a 42-yard touchdown run last week vs. Denver. Miami had just come off a three-game streak with a 40-plus-yard rushing play. In Week 11 vs. Tampa Bay, RB Damien Williams had a 69-yard rush and Drake had a 66-yard run in Week 10 at Carolina and a 42-yard run in Week 9 vs. Oakland. It was the first time since at least 1994 the Dolphins have had three straight games with a 40-yard rush.

Williams' 69-yard carry in Week 11 was the ninth-longest rush in team history. It's just the second time in the team's 52-year history they've had 60-yard carries in back-to-back games (RB Gary Davis and RB Norm Bulaich in 1978).

CUTLER AMONG THE NFL'S TOP 50 ALL-TIME PASSING LEADERS

QB Jay Cutler ranks among the NFL's top 50 in many all-time passing categories. He is also among the NFL's top 20 active players in many passing statistics.

WHERE CUTLER RANKS AMONG NFL QUARTERBACKS

CATEGORY	STAT	ALL-TIME	ACTIVE
Attempts	4,793	30	10
Completions	2,975	25	10
Passing Touchdowns	223	30	9
Completion Pct.	62.1	23	15
Passing Yards	34,304	31	10
Passer Rating*	85.5	32	18

* minimum 1,500 attempts



OFFENSE NOTES

CUTLER LEADING FOURTH QUARTER COMEBACKS

QB Jay Cutler has led the Dolphins to two fourth quarter comebacks despite playing in the fourth quarter of just eight games this season. The comebacks – in Week 2 at L.A. Chargers and Week 5 at Atlanta – **were the 22nd and 23rd fourth quarter comebacks of his career** and his first since the 2015 season. Miami's 17-point comeback win in Week 6 at Atlanta was the largest come-from-behind victory of Cutler's career.

STILLS TURNING IT ON AT HARD ROCK STADIUM

WR Kenny Stills has been very impressive at Hard Rock Stadium this season. **In his past four home games, the wide receiver has totaled 21 receptions for 391 yards (18.6 avg.) and four touchdowns.** He had a career-high 180 receiving yards in Week 11 vs. Tampa Bay and was two yards shy of another 100-yard performance last week vs. Denver.

A CAREER OF BIG PLAYS

WR Kenny Stills has made a living making the big play. In his five-year NFL career, Stills has hauled in 212 passes for 3,471 yards (16.4 avg.). **His 16.4 yards per reception average is second-best in the NFL in that span** (min. 150 receptions):

HIGHEST AVERAGE PER RECEPTION IN THE NFL (2013-PRESENT)

RNK	PLAYER	TEAMS	REC	YDS	AVG
1.	DeSean Jackson	Phi./Was./TB	269	4,650	17.3
2.	KENNY STILLS	NO/MIA.	212	3,471	16.4
3.	Sammy Watkins	Buf./LAR	184	2,987	16.2
4.	Torrey Smith	Bal./SF/Phi.	194	3,133	16.1
5.	T.Y. Hilton	Indianapolis	365	5,791	15.9

KENNY STILLS' MEMORABLE PERFORMANCE VS. TAMPA BAY

In Week 11 vs. Tampa Bay, **WR Kenny Stills** caught six passes for 154 yards (25.7 avg.) and one touchdown in the second half alone as the Dolphins erased a 14-point deficit before ultimately losing the game. **His 154 second-half receiving yards were the third-most in a half in team history**, behind **Irving Fryar** (211 yards on Sept. 4, 1994 vs. New England) and **Chris Chambers** (171 yards on Dec. 4, 2005 vs. Buffalo).

Stills totaled seven receptions for 180 yards (25.7 avg.) in the game. **His 180 receiving yards were a career high, tied for seventh-most in a game in Dolphins history and the eighth-most in the NFL in 2017.** His 25.7 yards per catch were fourth in team history (min. seven receptions). It was the fifth 100-yard game of his career.

WHERE STILLS RANKS AMONG NFL LEADERS

WR Kenny Stills is becoming one of the NFL's most well-rounded wide receivers. Not only can he make explosive plays with his well-documented speed down the field, but **Stills has made two SportsCenter Top 10 plays in recent weeks with his grab while laying prone last week vs. Denver and the circus catch he made on his back in Week 7 vs. the N.Y. Jets.** A five-year NFL veteran, Stills is nearing his career highs in receptions (63), receiving yards (931) and receiving touchdowns (9). He is among the NFL's leading receivers in several key categories:

KENNY STILLS NFL RECEIVING RANKINGS

CATEGORY	NO.	NFL RANK
Receptions	48	39t
Receiving Yards	733	20
Receiving Avg.	15.3	16
Receiving TDs	6	14t

THOMAS CATCHES TOUCHDOWNS

The Dolphins acquired **TE Julius Thomas** this offseason in a trade with Jacksonville on March 9, 2017. Thomas has caught three touchdowns this season and has been one of the league's best red zone threats since he became a full-time starter for Denver in 2013. **His 36 touchdowns since 2013 are third-most among all NFL tight ends:**

NFL TIGHT END TD RECEPTION LEADERS (2013-PRESENT)

RNK	PLAYER	TEAMS	REC	YDS	TD
1.	Jimmy Graham	NO/Sea.	336	4,105	43
2.	Rob Gronkowski	New England	273	4,281	37
3.	JULIUS THOMAS	DEN./JAX./MIA.	221	2,375	36
4.	Antonio Gates	SD/LAC	274	3,050	29
5.	Delanie Walker	Ten.	340	4,025	25

FASANO'S SECOND STINT WITH THE DOLPHINS

TE Anthony Fasano returned to Miami this season after **he played five seasons (2008-12) with the Dolphins earlier in his career.** He is among the team's all-time tight end leaders in several key receiving categories, including receptions, receiving yards and receiving touchdowns:

DOLPHINS ALL-TIME CAREER RECEPTIONS LEADERS (TIGHT ENDS)

RNK	PLAYER	YEARS	REC.
1.	Randy McMichael	2002-06	283
2.	Bruce Hardy	1978-89	256
3.	ANTHONY FASANO	2008-12, 2017	185

DOLPHINS ALL-TIME CAREER RECEIVING YARDS LEADERS (TIGHT ENDS)

RNK	PLAYER	YEARS	YDS.
1.	Randy McMichael	2002-06	3,096
2.	Bruce Hardy	1978-89	2,455
3.	ANTHONY FASANO	2008-12, 2017	2,178

DOLPHINS ALL-TIME CAREER RECEIVING TOUCHDOWN LEADERS (TIGHT ENDS)

RNK	PLAYER	YEARS	TDS
1.	Bruce Hardy	1978-89	25
2.	ANTHONY FASANO	2008-12, 2017	24
3.	Jim Mandich	1970-77	23

OFFENSIVE LINE KEEPING QUARTERBACKS UPRIGHT

The Dolphins offensive line has protected three different quarterbacks - **Jay Cutler, Matt Moore and Ryan Tannehill** - since Week 6 of the 2016 season, helping the team win 14 of its past 23 regular season games. **During that span, the team has allowed just 40 sacks, which is fifth fewest in the NFL.**

FEWEST SACKS ALLOWED (WEEK 6, 2016 - PRESENT)

RNK	PLAYER	QB RATING	SACKS ALL.
1.	Pittsburgh Steelers	89.1	28
2.	Oakland Raiders	90.9	31
3.	New Orleans Saints	104.0	35
4.	L.A. Chargers	87.9	38
5.	MIAMI DOLPHINS	88.2	40
6.	N.Y. Giants	84.5	41



DEFENSE NOTES

CAM WAKE STILL SACKING QBs AT 35 YEARS OLD

During the 2016 season, **DE Cameron Wake** had one of the most impressive comebacks in the NFL. Coming off an Achilles injury in 2015 and at 34 years old, Wake was dominant, posting 11.5 sacks, which was third in the AFC and tied for sixth in the NFL.

The Dolphins slowly brought Wake back after his Achilles injury and re-inserted him as a starter in Week 6 last year. Since then, **he is tied for third in the NFL with 18.5 sacks** and has helped Miami win 14 of its last 23 regular season games.



Now 35 years old, Wake has eight sacks this season and is tied for 18th in the NFL in the stat. **He needs just two sacks to become the 11th player in NFL history (since 1982) and just the third in the past 15 years (John Abraham and Julius Peppers) to record a double-digit sack season at the age of 35 or older.**

Wake was tied for second in the AFC and tied for third in the NFL with five forced fumbles in 2016. **He has nine forced fumbles since 2015, tied for fifth in the NFL during that span,** despite playing just seven games in 2015.

ONE OF THE BEST UNDRAFTED PASS RUSHERS EVER

Wake is also one of the best undrafted pass rushers in NFL history. With 89.5 career sacks, he is **second in NFL history (since sacks were recognized as an official statistic in 1982) for most career sacks by a player who was undrafted:**

NFL ALL-TIME CAREER SACK LEADERS (UNDRAFTED PLAYERS)

RNK	PLAYER	YEARS	SACKS
1.	John Randle	1990-2003	137.5
2.	CAMERON WAKE	2009-17	89.5
3.	James Harrison	2004-17	82.5

* Players chosen in the Supplemental Draft are not included on this list of undrafted players

THE NFL'S BEST SACK ARTIST SINCE HE ENTERED THE LEAGUE

Wake's consistency has placed him among the NFL's elite pass rushers. Since he entered the league in 2009, **he leads the NFL in sacks:**

NFL SACK LEADERS (2009-PRESENT)

RNK	PLAYER	TEAMS	SACKS
1.	CAMERON WAKE	MIAMI	89.5
2.	DeMarcus Ware	Dal./Den.	85.0
3.	Von Miller	Denver	82.5
4.	Julius Peppers	Chi./GB/Car.	81.5

SECOND TO ONLY JASON TAYLOR IN TEAM HISTORY

Since joining the Dolphins in 2009, Wake has compiled four double-digit sack campaigns, eight straight seasons of seven-plus sacks and is **second in team history in all-time career sacks**, behind Hall of Famer Jason Taylor.

DOLPHINS ALL-TIME CAREER SACK LEADERS

RNK	PLAYER	YEARS	SACKS
1.	Jason Taylor	1997-07, 09, 11	131.0
2.	CAMERON WAKE	2009-17	89.5
3.	Bill Stanfill	1969-76	69.5

SUH SACKS

DT Ndamukong Suh has been one of the most disruptive interior defensive linemen in the NFL since he entered the league in 2010.

Since entering the NFL in 2010, Suh is second among all defensive tackles in sacks. **This season, Suh is tied for 10th among defensive tackles with 3.5 sacks.**

Here is a look at how Suh's sacks stack up since he entered the league in 2010:

MOST SACKS BY NFL DEFENSIVE TACKLES (2010-PRESENT)

RNK	PLAYER	TEAMS	SACKS
1.	Geno Atkins	Cin.	59.0
2.	NDAMUKONG SUH	DET./MIA.	50.5
3.	Gerald McCoy	TB	47.5
4.	Jurrell Casey	Ten.	36.0
	Aaron Donald	LAR	36.0

STUFFS BY SUH

Not only is **DT Ndamukong Suh** a great interior pass rusher, but the Nebraska product also disrupts rushing plays behind the line of scrimmage. Since he entered the NFL as a first-round pick in 2010, Suh **leads all interior defensive linemen with 51.0 stuffs.** A stuff is defined as any tackle of a ball carrier behind the line of scrimmage during a rushing attempt.

MOST STUFFS BY INTERIOR DEFENSIVE LINEMEN (2010-PRESENT)

RNK	PLAYER	TEAMS	STUFFS
1.	NDAMUKONG SUH	DET./MIA.	52.0
2.	Aaron Donald	STL/LAR	39.5
3.	Kyle Williams	Buffalo	36.5
4.	Geno Atkins	Cincinnati	34.5
5.	Brandon Mebane	Sea./SD/LAC	33.5

SUH CONSISTENTLY MAKES STOPS

DT Ndamukong Suh topped 350 career tackles during the 2016 season. Since he entered the NFL in 2010, **Suh leads all defensive tackles with 406 total tackles** and his total is third among all defensive linemen.

Suh set a new career high and was third among all interior defensive linemen in total tackles in 2016 with 72 (41 solo). He **finished among the top five** in total tackles by an NFL interior defensive linemen for **the third consecutive season.**



“ The guy is amazing. **He teaches me a lot.** When he talks to (Defensive Line) Coach Terrell Williams, they talk about things that I’m just sitting over there (picking their brains) and learning each and every day. I try to get in their business, get in their conversations, see what new techniques they’re learning, and things like that. ”
- DT Davon Godchaux on DT Ndamukong Suh



DEFENSE NOTES

12 PASSES DEFENSED IN WIN OVER DENVER

Miami's defensive backs were all over Denver's receivers last week, tallying 12 passes defended. **The total is tied for the fourth-most in a game in team history and the team's most since they recorded 12 on Oct. 31, 2010.** The team was led by career highs in passes defended by **CB Xavien Howard** (5) and **CB Bobby McCain** (3). **It was tied for the second-most passes defended by a team in the NFL this season.**

DOLPHINS D GETS TOUGH ON THIRD DOWN LAST WEEK

The Dolphins defense limited Denver to just one third-down conversion in 13 tries (7.7 pct.) in last week's victory. **It was the fewest third downs converted against Miami since Sept. 8, 2013 when the Dolphins held Cleveland to just 1-of-14 (7.1 pct.).** It was Denver's worst third-down performance of the season.



RESHAD GETS INTO THE END ZONE

S Reshad Jones returned a fumble 14 yards for a touchdown in Week 12 at New England. It was the second fumble return for a touchdown for Jones this season. He also had a 38-yard fumble return for a touchdown in Miami's Week 5 win vs. Tennessee. **Jones is the only NFL player to have two fumble returns for touchdowns this season.**

With the touchdown, **Jones moved into sole possession of second place on the Dolphins' all-time defensive touchdown chart.** It was the fifth defensive score of Jones' career:

MOST DEFENSIVE TOUCHDOWNS IN DOLPHINS HISTORY

RNK	PLAYER	YEARS	DEF. TDs
1.	Jason Taylor	1997-07, 09, 11	9
2.	RESHAD JONES	2010-17	5
3.	Dick Anderson	1968-77	4
	Terrell Buckley	1995-99, 2003	4
	Zach Thomas	1996-2007	4

RESHAD HAS BIG-PLAY ABILITY

S Reshad Jones has played a role in five turnovers this season, intercepting two passes and recovering three fumbles, two of which he returned for touchdowns. **He is the only safety in the NFL this season with at least 60 tackles, two interceptions and three fumble recoveries.** Jones has 18 career interceptions, which is **tied for 13th place on the team's all-time interception list.**

RESHAD NEARS DOLPHINS RECORD

S Reshad Jones has been very active in the offensive backfield throughout his eight-year NFL career. **With 9.5 sacks, he is nearing the Dolphins all-time mark for most career sacks by a defensive back:**

MOST CAREER SACKS BY A DOLPHINS DEFENSIVE BACK

RNK	PLAYER	YEARS	SACKS
1.	Yeremiah Bell	2004-11	11.0
2.	RESHAD JONES	2010-17	9.5
3.	Patrick Surtain	1998-2004	6.5
4.	Liffort Hobley	1987-93	6.0
5.	Jerry Wilson	1996-2000	5.5

XAVIEN HOWARD HAS CAREER DAY VS. DENVER

CB Xavien Howard had the best game of his young career last week when he intercepted two passes and returned one for a touchdown vs. Denver.

- It was Miami's first interception return for a touchdown since **LB Kiko Alonso** won the San Diego game with a 60-yard interception return for a touchdown on Nov. 13, 2016.
- The last time a Dolphins cornerback returned an interception for a touchdown was **CB Brent Grimes** in 2014.
- Howard became the first Dolphins player to have two interceptions in a game since **CB Tony Lippett** at N.Y. Jets on Dec. 17, 2016.
- **Howard's five passes defended are tied for the most in an NFL game this season.**
 - L.A. Chargers' **Casey Hayward** had five passes defended on Oct. 1, 2017 vs. Philadelphia.

TIMMONS BRINGS EXPERIENCE & PRODUCTION

After 10 seasons with the Steelers, **LB Lawrence Timmons** left The Steel City and came to Miami this offseason as one of the most productive linebackers in the game today. **When Timmons left Pittsburgh, he was second in team history with 952 career tackles.** Since becoming a full-time NFL starter in 2009, Timmons is second in the NFL with 960 total tackles (663 solo):



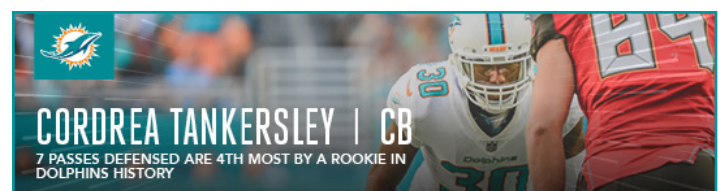
MOST TOTAL TACKLES IN THE NFL (2009-17)

RNK	PLAYER	TEAM	TOTAL	SOLO	ASST
1.	Paul Posluszny	Buf./Jax.	1,059	765	294
2.	L. TIMMONS	PIT./MIA.	960	663	297
3.	Karlos Dansby	Ari./Mia./Cle./Cin.	946	701	245
4.	David Harris	NYJ/NE	902	576	326
5.	Chad Greenway	Minnesota	878	594	284

ROOKIES PLAYING BIG ROLE ON DEFENSE

The Dolphins have relied heavily on rookies to improve their defense this season. Miami has played six and started four rookies on defense in the first 12 games of the year. The starters are **CB Cordrea Tankersley** (10 starts), **DT Davon Godchaux** (five), **LB Chase Allen** (two) and **DE Charles Harris** (one). **DT Vincent Taylor** and **S Maurice Smith** have also played snaps with the defense at critical points of various games. Allen and Smith were both undrafted college free agents while the other four were selected by Miami in the 2017 NFL draft.

DOLPHINS ALL-ROOKIE TEAM CANDIDATES





SPECIAL TEAMS NOTES

DENNEY TO PLAY IN 205th NFL GAME ON SUNDAY

LS **John Denney** will play in his 205th game with the Dolphins on Monday, **moving past Hall of Famer Jason Taylor for sole possession of second place** on the team's all-time games played charts. **Denney became the 20th active NFL player and the 313th player in NFL history to play in 200 career games** in Week 9 vs. Oakland.

DENNEY'S 200 GAMES BY THE NUMBERS

4 Holders he has worked with: Donnie Jones (2005-06), Brandon Fields (2007-14), Matt Darr (2015-16) and Matt Haack (2017-) – in the three games where the kicker has been forced to punt, the regular punter still served as holder.

8 Punters he has worked with: Donnie Jones (2005-06), Olindo Mare (2005), Brandon Fields (2007-14), Dan Carpenter (2012), Nate Kaeding (2012), Matt Darr (2015-16) and Matt Haack (2017-).

15 Kickers he has worked with: Olindo Mare (2005-06), Jay Feely (2007), Dan Carpenter (2008-12), Shayne Graham (2011), Nate Kaeding (2012), Caleb Sturgis (2013-14), Andrew Franks (2015-16) and Cody Parkey (2017-).

374 Number of field goals he's snapped for, with Dolphins kickers making 301 (80.5 pct.).

420 Number of PATs he's snapped for, with Dolphins kickers making 412 (98.1 pct.).

1,022 Number of punts he's snapped for, totaling 46,638 yards for an average of 45.6 yards per punt.

1,816 Total snaps in regular season games.

THE DENNEY STREAK

LS **John Denney** entered his **13th NFL regular season** this year at 38 years old. Denney has been Miami's long snapper for every game dating back to 2005 - **a consecutive games streak that spans 203 regular season contests**. That streak is the **longest in Dolphins history** and is tied for third-longest among all active NFL players.

MOST CONSECUTIVE GAMES PLAYED IN DOLPHINS HISTORY

RNK	PLAYER	CONS. GP	STREAK
1.	JOHN DENNEY	204*	1ST (2005) - PRESENT
2.	Jason Taylor	130	15th (1999) - 16th (2007)
3.	Jim Langer	128	10th (1970) - 9th (1979)

* active streak

MOST CONSECUTIVE GAMES PLAYED, ACTIVE NFL LEADERS

RNK	PLAYER	TEAM	POS	CONS. GP
1.	Shane Lechler	Oak./Hou.	P	250
2.	Jason Witten	Dallas	TE	231
3.	JOHN DENNEY	MIAMI	LS	204
	Donnie Jones	Mia./STL/Hou./Phi.	P	204



THOMAS LEADS THE NFL IN SPECIAL TEAMS TACKLES

S **Michael Thomas** has been one of the NFL's most prolific special teams players since his first full season in the NFL in 2014. **Thomas leads the NFL with 53 special teams tackles since 2014**. Thomas leads the team this season with 10 special teams stops, which is tied for seventh in the league. **He finished the 2016 season tied for the NFL lead with 19 special teams tackles**. In 2015, Thomas was named a first-team All Pro on special teams by Pro Football Focus.



LB **Mike Hull** was third in the NFL with 18 special teams tackles in 2016 and is tied for third on the team with five solo special teams tackles this season.

MIAMI'S KICKOFF TEAM IS THE NFL'S BEST

The Dolphins kickoff coverage unit is the best in the NFL as opponents' average starting field position is just the 22.2-yard line following kickoffs, **a full yard better than anybody else in the league**.

BLOCKED KICKS

The Dolphins kick and punt block units have performed well this season as the team has totaled three blocked kicks in 13 games. **DT Vincent Taylor** blocked field goals against the N.Y. Jets in Week 3 and the Baltimore Ravens in Week 8, and **DE Terrence Fede** blocked a punt last week against Denver.

Miami's three blocked kicks are tied for the most in the NFL this season. Denver, New England and the L.A. Rams have also blocked three kicks.

PARKEY HITS THE SPOT

Miami signed **K Cody Parkey** after training camp on Sept. 3 to take over placekicking duties, and he has played a big role in the team's victories. Parkey is 13-for-14 (92.9 pct.) in field goal attempts and has made three game-winning kicks this season. In Week 2, his first game with the Dolphins, **he kicked the longest game-winning field goal in team history**, a 54-yarder with 1:05 left to beat the L.A. Chargers. In Week 6, Parkey kicked a game-tying and game-winning field goal in the fourth quarter to win at Atlanta. **It was the first time in Parkey's four-year NFL career he made game-tying and game-winning kicks in the same contest**. Parkey also connected on a 39-yard game-winner with 22 seconds left to beat the N.Y. Jets in Week 7.

PARKEY FROM LONG RANGE

K Cody Parkey has a track record for being accurate on long kicks. He is 6-for-7 all-time when kicking 50-plus yard field goals and **is the most accurate active NFL kicker on 50-plus yard kicks** (min: 6 att.).

50+ YARD FIELD GOAL PERCENTAGE LEADERS (ACTIVE PLAYERS)

RNK	PLAYER	TEAM	FGM	FGA	PCT
1.	CODY PARKEY	PHI./CLE./MIA.	6	7	85.7
2.	Jake Elliott	Philadelphia	5	6	83.3
3.	Matt Prater	Atl./Den./Det.	43	55	78.2
4.	Stephen Gostkowski	New England	23	30	76.7
5.	Robbie Gould	Chi./NYG/SF	25	33	75.8



PRO BOWL ¹⁸ VOTE

MIKE PONCEY | C

BLOCKED FOR 4 40+ YARD RUSHING PLAYS THIS SEASON

CAMERON WAKE | DE

7+ SACKS IN EIGHT STRAIGHT SEASONS

NDAMUKONG SUH | DT

LEADS ALL ACTIVE D-LINEMEN WITH 95 STRAIGHT STARTS

RESHAD JONES | S

2 INT, 3 FR, AND 2 TDS THIS SEASON

MICHAEL THOMAS | ST

10 SPECIAL TEAMS TACKLES THIS SEASON

CODY PARKEY | K

92.9 FG% (T-2ND BEST IN THE AFC)

KENNY STILLS | WR

AMONG TOP 20 RECEIVERS IN YARDS, AVERAGE AND TDS

JARVIS LANDRY | WR

80 RECEPTIONS ARE 3RD IN THE NFL



WHAT TO LOOK FOR

LB KIKO ALONSO...

- Has seven interceptions. Needs three interceptions to reach 10 in his career.

DE ANDRE BRANCH...

- Has 159 total tackles. Needs 41 tackles to reach 200 in his career.
- Has 22.5 sacks. Needs 2.5 sacks to reach 25.0 in his career.

QB JAY CUTLER...

- Has started 149 games. Needs one start to reach 150 in his career.
- Has 4,793 pass attempts. Needs 207 pass attempts to reach 5,000 in his career.
- Has 2,975 completions. Needs 25 completions to reach 3,000 in his career.
- Has 34,069 passing yards. Needs 696 passing yards to reach 35,000 in his career.

LS JOHN DENNEY...

- Extending his consecutive games played streak, which currently stands at a franchise-record 204, having played in every game in his 13-year career.
- Has played in 204 games. Needs to play one game to surpass Jason Taylor (204) for second place in team history for most games played.

RB KENYAN DRAKE...

- Has one kickoff return touchdown. Needs one kickoff return touchdown to tie for second (Ted Ginn, Jr.) in all-time team history and one kickoff return touchdown to join Mercury Morris (1969-71) as the only Dolphins to return kickoffs for touchdowns in consecutive seasons.

TE ANTHONY FASANO...

- Has 2,178 receiving yards as a Dolphin. Needs 278 receiving yards to surpass Bruce Hardy (2,455) for second place in team history among tight ends.
- Has 24 receiving touchdowns as a Dolphin. Needs two receiving touchdowns to surpass Bruce Hardy (25) and become the team's all-time leader among tight ends.
- Has 295 receptions. Needs five receptions to reach 300 in his career.
- Has 3,245 receiving yards. Needs 255 receiving yards to reach 3,500 in his career.
- Has 36 touchdown receptions. Needs four touchdown receptions to reach 40 in his career.

WR JAKEEM GRANT...

- Has one punt return touchdown. Needs one punt return touchdown to tie the all-time team lead (Freddie Solomon, Tom Vigorito, O.J. McDuffie) and one punt return touchdown to join Freddie Solomon (1975-76) and Tom Vigorito (1981-82) as the only Dolphins to return punts for touchdowns in consecutive seasons.

S RESHAD JONES...

- Has 9.5 sacks. Needs two sacks to surpass Jeremiah Bell (11) and become the team's all-time leader for most sacks by a defensive back.
- Has 627 tackles. Needs 23 tackles to reach 650 in his career.
- Has 18 interceptions. Needs two interceptions to reach 20 in his career.
- Has 43 passes defended. Needs seven passes defended to reach 50 in his career.

WR JARVIS LANDRY...

- Has 368 receptions and can extend his NFL record for most receptions in the first four years of a career.
- Has 699 receiving yards this season. Needs 301 receiving yards to become the first player in Dolphins history with three consecutive 1,000-yard seasons.
- Has 3,750 receiving yards. Needs 250 receiving yards to reach 4,000 for his career.
- Has 19 receiving touchdowns. Needs one touchdown reception to reach 20 for his career.
- Has one punt return touchdown. Needs one punt return touchdown to tie the all-time team lead (Freddie Solomon, Tom Vigorito, O.J. McDuffie).

CB BOBBY McCAIN...

- Has 96 total tackles. Needs four tackles to reach 100 in his career.

S T.J. McDONALD...

- Has 19 passes defended. Needs one pass defended to reach 20 in his career.

QB MATT MOORE...

- Has played in 49 games. Needs to play in one game to reach 50 in his career.
- Has 6,938 passing yards. Needs 62 passing yards to reach 7,000 in his career.
- Has 45 passing touchdowns. Needs five passing touchdowns to reach 50 in his career.



QB Jay Cutler will start the 150th game of his NFL career on Monday night.



WHAT TO LOOK FOR

WR DeVANTE PARKER...

- Has 1,652 receiving yards. Needs 348 receiving yards to reach 2,000 in his career.
- Has 118 receptions. Needs 32 receptions to reach 150 in his career.
- Has eight receiving touchdowns. Needs two receiving touchdowns to reach 10 in his career.

K CODY PARKEY...

- Has 68 field goals made. Needs seven field goals made to reach 75 in his career.

WR KENNY STILLS...

- Has 212 receptions. Needs 38 receptions to reach 250 in his career.

DT NDAMUKONG SUH...

- Has played in 122 games. Needs to play in three games to reach 125 in his career.
- Has 122 starts. Needs three starts to reach 125 in his career.
- Extending his consecutive games started streak, which currently stands at 95, the most by an active NFL defensive tackle.
- Has 27 passes defended. Needs three passes defended to reach 30 in his career.

TE JULIUS THOMAS...

- Has 2,380 receiving yards. Needs 120 receiving yards to reach 2,500 in his career.
- Has 36 receiving touchdowns. Needs four receiving touchdowns to reach 40 in his career.

LB LAWRENCE TIMMONS...

- Has 35.5 sacks. Needs 4.5 sacks to reach 40.0 in his career.
- Has 13 forced fumbles. Needs two forced fumbles to reach 15 in his career.
- Has 12 interceptions. Needs three interceptions to reach 15 in his career.
- Has 45 passes defended. Needs five passes defended to reach 20 in his career.

DE CAMERON WAKE...

- Has recorded 89.5 sacks in his Dolphins career. Needs 3.5 sacks to surpass Jason Taylor (92.5) for most sacks by a Dolphins player in the first nine seasons on the team.
- Has recorded five games with three-plus sacks in his career. Needs one game with three-or-more sacks to move into a tie for first place for the most games with three-plus sacks in franchise history, joining Jason Taylor (six games).
- Has eight sacks this season. Need two sacks to become the 11th player in NFL history (since 1982) and just the third in the past 15 years (John Abraham and Julius Peppers) to record a double-digit sack season at the age of 35 or older.
- Has 14 passes defended. Needs one pass defended to reach 15 in his career.
- Has 21 forced fumbles. Needs four forced fumbles to reach 25 in his career.

RB DAMIEN WILLIAMS...

- Has scored nine touchdowns (three rushing and six receiving). Needs one touchdown for 10 in his career.



WR Jarvis Landry is the only player in Dolphins history to post four straight seasons of 70+ receptions



THE DOLPHINS VS. THE PATRIOTS

A DOLPHINS WIN WOULD...

- Be Miami's fourth victory against New England in their past five meetings at Hard Rock Stadium.
- Mark the team's 15th win in its past 24 regular season games.
- Give the Dolphins a 4-2 mark at Hard Rock Stadium this season and mark the team's 10th victory in 14 games at the venue since Adam Gase arrived in 2016.

SERIES HISTORY

REGULAR SEASON (MIAMI 52-49)
POSTSEASON (NEW ENGLAND 2-1)

DATE	GAME	DATE	GAME
11/27/1966	Boston 20, at Miami 14	11/21/1993	at Miami 17, New England 13
10/15/1967	at Boston 41, Miami 10	1/2/1994	at New England 33, Miami 27 (ot)
12/17/1967	at Miami 41, Boston 32	9/4/1994	at Miami 39, New England 35
11/24/1968	Miami 34, at Boston 10	10/30/1994	Miami 23, at New England 3
12/8/1968	at Miami 38, Boston 7	9/10/1995	Miami 20, at New England 3
11/9/1969	Miami 17, at Boston 16	11/12/1995	New England 34, at Miami 17
11/30/1969	Boston 38, at Miami 23 (at Tampa)	9/1/1996	at Miami 24, New England 10
9/20/1970	at Boston 27, Miami 14	11/3/1996	at New England 42, Miami 23
12/6/1970	at Miami 37, Boston 20	11/23/1997	at New England 27, Miami 24
10/17/1971	at Miami 41, New England 3	12/22/1997	New England 14, at Miami 12
12/5/1971	at New England 34, Miami 13	12/28/1997	*at New England 17, Miami 3
11/12/1972	at Miami 52, New England 0	10/25/1998	at Miami 12, New England 9 (ot)
12/3/1972	Miami 37, at New England 21	11/23/1998	at New England 26, Miami 23
9/30/1973	at Miami 44, New England 23	10/17/1999	Miami 31, at New England 30
10/28/1973	Miami 30, at New England 14	11/21/1999	at Miami 27, New England 17
9/15/1974	at New England 34, Miami 24	9/24/2000	at Miami 10, New England 3
12/15/1974	at Miami 34, New England 27	12/24/2000	Miami 27, at New England 24
9/28/1975	Miami 22, at New England 14	10/7/2001	at Miami 30, New England 10
12/1/1975	at Miami 20, New England 7	12/22/2001	at New England 20, Miami 13
9/19/1976	at New England 30, Miami 14	10/6/2002	at Miami 26, New England 13
10/31/1976	at Miami 34, New England 3	12/29/2002	at New England 27, Miami 24 (ot)
11/13/1977	at Miami 17, New England 5	10/19/2003	New England 19, at Miami 13 (ot)
12/11/1977	at New England 14, Miami 10	12/7/2003	at New England 12, Miami 0
10/22/1978	at New England 33, Miami 24	10/10/2004	at New England 24, Miami 10
12/18/1978	at Miami 23, New England 3	12/20/2004	at Miami 29, New England 28
10/21/1979	at New England 28, Miami 13	11/13/2005	New England 23, at Miami 16
11/29/1979	at Miami 39, New England 24	1/1/2006	Miami 28, at New England 26
10/12/1980	at New England 34, Miami 0	10/8/2006	at New England 20, Miami 10
12/8/1980	at Miami 16, New England 13 (ot)	12/10/2006	at Miami 21, New England 0
11/8/1981	Miami 30, at New England 27 (ot)	10/21/2007	New England 49, at Miami 28
12/6/1981	at Miami 24, New England 14	12/23/2007	at New England 28, Miami 7
12/12/1982	at New England 3, Miami 0	9/21/2008	Miami 38, at New England 13
1/8/1983	*at Miami 28, New England 13	11/23/2008	New England 48, at Miami 28
9/11/1983	at Miami 34, New England 24	11/8/2009	at New England 27, Miami 17
11/13/1983	at New England 17, Miami 6	12/6/2009	at Miami 22, New England 21
9/9/1984	at Miami 28, New England 7	10/4/2010	New England 41, at Miami 14
10/21/1984	Miami 44, at New England 24	1/2/2011	at New England 38, Miami 7
11/3/1985	at New England 17, Miami 13	9/12/2011	New England 38, at Miami 24
12/16/1985	at Miami 30, New England 27	12/24/2011	at New England 27, Miami 24
1/12/1986	**New England 31, at Miami 14	12/2/2012	New England 23, at Miami 16
10/5/1986	at New England 34, Miami 7	12/30/2012	at New England 28, Miami 0
12/22/1986	New England 34, at Miami 27	10/27/2013	at New England 27, Miami 17
9/13/1987	at New England 28, Miami 21	12/15/2013	at Miami 24, New England 20
12/28/1987	New England 24, at Miami 10	9/7/2014	at Miami 33, New England 20
11/6/1988	at New England 21, Miami 10	12/14/2014	at New England 41, Miami 13
11/20/1988	New England 6, at Miami 3	10/29/2015	at New England 36, Miami 7
9/17/1989	Miami 24, at New England 10	1/3/2016	at Miami 20, New England 10
12/10/1989	at Miami 31, New England 10	9/18/2016	at New England 31, Miami 24
9/9/1990	Miami 27, at New England 24	1/1/2017	New England 35, at Miami 14
10/18/1990	at Miami 17, New England 10	11/26/2017	at New England 35, Miami 17
10/6/1991	Miami 20, at New England 10		
11/10/1991	at Miami 30, New England 20		
10/18/92^	at Miami 38, New England 17		
12/27/1992	Miami 16, at New England 13 (ot)		

* - AFC Wild Card playoff game
** - AFC Divisional game
*** - AFC Championship game

CONNECTIONS

PRO CONNECTIONS

- Dolphins **Executive VP of Football Operations Mike Tannenbaum** was a player personnel assistant for the Browns (1995), while Patriots **Head Coach Bill Belichick** served in the same position for Cleveland. Tannenbaum later joined the Jets' personnel department (1997-2012) at the same time Belichick was the asst. head coach/secondary coach (1997-99).
- Dolphins **General Manager Chris Grier** began his NFL career as an intern for the Patriots in 1994 and later served as a regional scout from 1995-1999.
- Dolphins **Head Coach Adam Gase** was the Bronco's wide receivers coach (2009-10) during the same time Patriots **Offensive Coordinator/Quarterbacks Coach Josh McDaniels** served as Denver's head coach. Also, Dolphins Assistant Offensive Line Coach **Chris Kuper** played guard on the Broncos' offensive line during this time.
- Patriots **Owner Robert Kraft** and former Dolphins Owner **Joe Robbie** are two of only five owners in history whose teams had at least 200 wins and a winning percentage of over .600 during their tenure.
- Dolphins **G Ted Larsen** was selected by the Patriots in the sixth round (205th overall) of the 2010 NFL draft. Larsen never saw regular season action for the Patriots as he was waived at the end of training camp.
- Patriots **RB Mike Gillislee** was selected by the Dolphins in the fifth round (164th overall) of the 2013 NFL draft. In two years with the team, he appeared in three games, totaling 21 yards on six carries.
- Patriots **LB Trevor Reilly** spent time with the Dolphins in 2016-17. He played the final two regular season games for the Dolphins in 2016 after spending Weeks 7-15 on the Patriots practice squad, recording two special teams tackles. In 2017, he spent the first four weeks of the season on the Dolphins practice squad and was claimed by the Patriots on Oct. 12.
- Patriots **WR Chris Hogan** spent time on the Dolphins practice squad during the 2011 and 2012 seasons.
- Dolphins **Wide Receivers Coach Shawn Jefferson** played receiver for the Patriots from 1996-99. In four seasons with the Patriots, he had 178 receptions for 3,081 touchdowns and 14 touchdowns.
- Dolphins **Assistant Defensive Line Coach Andre Carter** played for the Patriots in 2011 and 2013. In 2011, Carter recorded 52 tackles and two forced fumbles and was tied for the team lead in sacks with 10.0.
- Dolphins **Senior Offensive Assistant Dave DeGuglielmo** served as offensive line coach for the Patriots from 2014-15.
- Hall of Fame **LB Nick Buoniconti** played for the Boston Patriots (1962-68) and the Dolphins from 1969-74 and 1976. Buoniconti was an AFL All-Star for both the Patriots and Dolphins, a two-time Pro Bowler for Miami and part of the famed Killer B's Dolphins defense in the 1970s.

COLLEGE CONNECTIONS

- Dolphins **K Cody Parkey** played with Patriots **DB Jonathan Jones** at Auburn from 2012-13 and **DB Brandon King** in 2013.
- Dolphins **DE Andre Branch** played with Patriots **TE Dwayne Allen** at Clemson from 2008-11. In 2011, Branch led the team in sacks with 10.5 and was third in tackles with 77, while Allen scored eight touchdowns and was third in receiving yards (598).
- Dolphins **C Mike Pouncey** played with Patriots **RB Mike Gillislee** at Florida from 2009-10. In 2010, Pouncey helped Gillislee run for 325 yards and seven touchdowns on 58 carries.
- Patriots **WR Phillip Dorsett** and Dolphins **WRs Rashawn Scott** (2011-15) and **Malcolm Lewis** (2012-16) all played receiver at Miami. Dorsett led the Hurricanes with 871 receiving yards and 10 touchdowns in 2014, while Scott led the team with 695 yards and five touchdowns in 2015.
- Dolphins **DT Ndamukong Suh** played with Patriots **RB Rex Burkhead** at Nebraska in 2009. That season, Suh led the defense with 85 tackles and 12.0 sacks, while Burkhead was second on the team in rushing with 346 yards and three touchdowns.
- Dolphins **S Michael Thomas** (2008-11) played with Patriots **CB Johnson Bademosi** (2008-11), **OL Cameron Fleming** (2010-13) and **DB Jordan Richards** (2011-14) at Stanford. In 2011, Thomas (66), Bademosi (48) and Richards (31) combined for 145 tackles.
- Dolphins **QB Matt Moore** and Patriots **WR Matthew Slater** were teammates at UCLA in 2003.
- Dolphins **G Isaac Asiata**, Patriots **LB Trevor Reilly** and **DB Eric Rowe** played together at Utah in 2013. Asiata and Rowe also played together in 2014.

HIGH SCHOOL/HOMETOWN CONNECTIONS

- Dolphins **Executive Vice President of Football Operations Mike Tannenbaum** is a native of Needham, Mass. and attended the University of Massachusetts-Amherst.
- Dolphins **General Manager Chris Grier** is a native of Holliston, Mass. and attended the University of Massachusetts-Amherst, where he played football his first two years and later served as an ungraduated assistant.
- Patriots **RB Mike Gillislee** attended DeLand (Fla.) High School.
- Patriots **RB James White** and **WR Phillip Dorsett** grew up in Fort Lauderdale and attended St. Thomas Aquinas High School. White is related to former University of Miami standout **WR Santana Moss**.



THE DOLPHINS VS. THE PATRIOTS

SERIES FACTS (TEAM)

MIAMI'S LARGEST MARGIN OF VICTORY:

52 (at Miami 52, New England 0, 11/12/72)

NEW ENGLAND'S LARGEST MARGIN OF VICTORY:

34 (at New England 34, Miami 0, 10/12/80)

CURRENT SERIES STREAK:

New England 3 (9/18/16 - 11/26/17)

MIAMI'S LARGEST WIN STREAK:

9 (9/17/89 - 11/21/93)

NEW ENGLAND'S LARGEST WIN STREAK:

7 (Twice, last: 10/4/10 - 10/27/13)

MOST POINTS BY MIAMI:

52 (at Miami 52, New England 0, 11/12/72)

MOST POINTS BY NEW ENGLAND:

49 (New England 49, at Miami 28, 10/21/07)

MOST POINTS, BOTH TEAMS:

77 (New England 49, at Miami 28, 10/21/07)

FEWEST POINTS BY MIAMI:

0 (Four times, last: at New England 28, Miami 0, 12/30/12)

FEWEST POINTS BY NEW ENGLAND:

0 (Twice, last: at Miami 21, New England 0)

FEWEST POINTS, BOTH TEAMS:

3 (at New England 3, Miami 0, 12/12/82)

SERIES SUPERLATIVES

DOLPHINS

RUSHING YARDS:

197, Mercury Morris, at Miami, 9/30/73

PASSING YARDS:

473, Dan Marino, at Miami, 9/4/94

RECEPTIONS:

12, Jim Jensen, at New England, 11/6/88

RECEIVING YARDS:

211, Irving Fryar, at Miami, 9/4/94

PATRIOTS

RUSHING YARDS:

164, Jim Nance, at Miami, 12/17/67

PASSING YARDS:

517, Tom Brady, at Miami, 9/12/11

RECEPTIONS:

13, Julian Edelman, at Miami, 12/15/13

RECEIVING YARDS:

182, Stanley Morgan, at New England, 11/8/81

DOLPHINS PLAYERS VS. THE PATRIOTS

PLAYER	GP	RECORD	PASSING				
			A-C-I	YDS	PCT	TD	RTG
Matt Moore	4	0-4	130-78-4	898	60.0	7	86.0
Jay Cutler	3	0-3	82-49-5	547	59.8	4	70.5
TOTALS	7	0-7	212-127-9	1,445	59.9	11	80.0

PLAYER	GP	ATT	RUSHING				
			YDS	AVG	LG	TD	
Damien Williams	6	13	54	4.2	11	0	
Jay Cutler	3	6	45	7.5	14	0	
Kenyan Drake	3	15	42	2.8	13	1	
Jarvis Landry	6	2	6	3.0	5	0	
Matt Moore	4	5	1	0.2	7	0	
TOTALS	22	41	148	3.6	14	1	

PLAYER	GP	NO	RECEIVING			
			YDS	AVG	LG	TD
Jarvis Landry	7	47	523	11.1	33	1
Anthony Fasano	12	27	394	14.6	26	1
DeVante Parker	5	19	262	13.8	46	1
Kenny Stills	6	16	260	16.3	34T	3
Julius Thomas	3	15	170	11.3	37	1
Damien Williams	6	11	84	7.6	22	0
A.J. Derby	2	5	37	7.4	16	0
Kenyan Drake	3	5	33	6.6	17	1
MarQueis Gray	7	4	28	7.0	10	0
TOTALS	51	149	1,791	12.0	46	8

PLAYER	GP	KOR	KICKOFF RETURNS			
			YDS	AVG	LG	TD
Jarvis Landry	7	5	150	30.0	50	0
Jakeem Grant	3	5	116	23.2	28	0
Kenyan Drake	3	2	36	18.0	21	0
Damien Williams	6	1	19	19.0	19	0
TOTALS	19	13	321	24.7	50	0

PLAYER	GP	PR	PUNT RETURNS			
			YDS	AVG	LG	TD
Jarvis Landry	7	11	108	9.8	32	0
Jakeem Grant	3	3	14	4.7	14	0
TOTALS	10	14	122	8.7	32	0

PLAYER	GP	NO	PUNTING					
			YDS	AVG	LG	TB	I20	NET
Matt Haack	1	5	208	41.6	56	0	2	40.8
TOTALS	1	5	208	41.6	56	0	2	40.8

PLAYER	GP	FGM	FGA	KICKING				
				LG	XP	XPA	KO	TB
Cody Parkey	2	1	1	28	3	3	7	4
TOTALS	2	1	1	28	3	3	7	4



THE DOLPHINS VS. THE PATRIOTS

DOLPHINS PLAYERS VS. THE PATRIOTS

PLAYER	GP	DEFENSE						
		SOLO	ASST	SK	INT	PD	FF	FR
Reshad Jones	13	60	36	1.0	1	2	0	1
Lawrence Timmons	9	39	21	0.0	1	3	0	0
Cameron Wake	16	29	8	10.5	0	1	2	0
Kiko Alonso	6	22	29	0.0	0	0	1	2
Michael Thomas	7	21	9	1.0	1	3	1	0
Ndamukong Suh	7	17	14	1.5	0	2	0	0
Bobby McCain	5	10	5	0.0	1	2	1	0
Walt Aikens	7	10	2	0.0	0	0	1	0
Alterraun Verner	2	9	3	0.0	0	0	1	0
Jordan Phillips	5	7	4	0.0	0	1	0	0
Xavien Howard	3	7	3	0.0	0	1	0	0
Mike Hull	4	5	0	0.0	0	0	0	0
Terrence Fede	6	4	7	0.0	0	0	0	0
Chase Allen	1	3	0	0.0	0	0	0	0
T.J. McDonald	2	3	7	0.0	0	1	0	0
Davon Godchaux	1	2	3	0.0	0	0	0	0
Cordrea Tankersley	1	2	1	0.0	0	0	0	0
Vincent Taylor	1	1	0	0.0	0	0	0	0
Andre Branch	3	1	5	0.0	0	0	0	0
Charles Harris	1	0	1	0.0	0	0	0	0
Stephone Anthony	1	0	1	0.0	0	0	0	0
Jordan Lucas	1	0	1	0.0	0	0	0	0
TOTALS	102	252	160	14.0	4	16	7	3



Reshad Jones had a 14-yard fumble recovery for a touchdown in the meeting with New England on Nov. 26, 2017.

STATISTICAL LEADERS

CATEGORY	PATRIOTS		DOLPHINS	
	PLAYER	STAT	PLAYER	STAT
Completion Pct.	T. Brady	68.5	J. Cutler	63.9
Passing Yards	T. Brady	3,632	J. Cutler	1,837
Passer Rating	T. Brady	109.7	J. Cutler	82.1
Rushing Yards	D. Lewis	590	J. Ajayi	465
Yards Per Carry	D. Lewis	5.3	K. Drake	4.9
Rushing TDs	M. Gillislee	4	K. Drake	2
Receptions	R. Gronkowski	55	J. Landry	60
Receiving Yards	B. Cooks	886	K. Stills	733
Receiving TDs	R. Gronkowski	7	Two tied	6
Tackles	K. Van Noy	73	R. Jones	85
Sacks	T. Flowers	6.0	C. Wake	8.0
Interceptions	D. Harmon	3	Three tied	2
Forced Fumbles	Two tied	2	Two tied	2
Special Tms Tcks	N. Ebner	8	M. Thomas	10

HOW THEY COMPARE

PATRIOTS		CATEGORY	DOLPHINS	
STAT	RNK		RNK	STAT
413.2	1	Total Offense	29	292.6
292.6	1	Passing Offense	20	207.9
120.6	9	Rushing Offense	29	84.7
29.0	4	Scoring Offense	26	17.4
27	11t	Sacks Allowed	11t	27
44.9	4	Third Down Offense	29	33.1
56.6	13	Red Zone Offense	10	57.7
375.7	28	Total Defense	18	339.9
254.9	29	Passing Defense	15	223.4
120.8	26	Rushing Defense	21	116.5
18.6	9	Scoring Defense	24t	24.8
28	18t	Sacks	27t	21
40.3	20	Third Down Defense	10	36.9
45.7	7	Red Zone Defense	32	70.6
17	11t	Takeaways	25t	13
8	1t	Giveaways	29t	23



THE LAST MEETING

2017 – WEEK 12

NOV. 26, 2017 | FOXBOROUGH, MASS.
GILLETTE STADIUM
ATTENDANCE: 65,878 | TV: CBS

SCORING SUMMARY

MIAMI 17

NEW ENGLAND 35

	1	2	3	4	F
Miami	0	10	0	7	17
New England	14	7	7	7	35

On a day when the Dolphins lost players to injuries and an ejection, a fake punt set the stage for a frustrating day at Gillette Stadium.

Quarterback Tom Brady threw four touchdown passes, and running back Rex Burkhead and tight end Rob Gronkowski each scored two touchdowns as the New England Patriots handed the Dolphins a 35-17 defeat.

The Dolphins lost running back Seniorise Perry on the second-half kickoff after he was taken out to be evaluated for a concussion. Damien Williams left the game later in that third quarter when he sustained a shoulder injury while being tackled after an 11-yard run.

Cornerback Bobby McCain was ejected in the third quarter after officials ruled a throw a punch at New England wide receiver Danny Amendola after the two became tangled on a Patriots running play.

Safety Reshad Jones and Kenyan Drake, the only running back available after Perry and Williams left the game, scored the Dolphins touchdowns. Cody Parkey kicked a 28-yard field goal in the second quarter.

Jones scored when he returned a fumble 14 yards in the second quarter. The fumble came when backup center Ted Karras snapped the ball in shotgun formation when Brady wasn't looking at him.

It was Jones' second touchdown of the season and the fifth of his career.

Drake scored on a screen pass in the fourth quarter when the Dolphins trailed 28-10.

SCORING DRIVES

TEAM	QTR	TIME	PLAY (EXTRA POINT) (DRIVE INFO)	MIA	NE
Patriots	1	11:39	R.Burkhead 2 yd. run (S.Gostkowski kick) (8-75, 3:21)	0	7
Patriots	1	5:33	R.Gronkowski 5 yd. pass from T.Brady (S.Gostkowski kick) (9-88, 4:39)	0	14
Dolphins	2	13:19	R.Jones 14 yd. fumble return (C.Parkey kick)	7	14
Patriots	2	8:29	R.Burkhead 1 yd. pass from T.Brady (S.Gostkowski kick) (9-78, 4:50)	7	21
Dolphins	2	4:06	C.Parkey 28 yd. Field Goal (9-65, 4:23)	10	21
Patriots	3	10:28	R.Gronkowski 15 yd. pass from T.Brady (S.Gostkowski kick) (7-77, 2:46)	10	28
Dolphins	4	11:43	K.Drake 8 yd. pass from M.Moore (C.Parkey kick) (8-73, 3:12)	17	28
Patriots	4	6:31	B.Cooks 5 yd. pass from T.Brady (S.Gostkowski kick) (5-38, 2:10)	17	35

GAME STATISTICS

RUSHING (Att-Yds-TD):

Miami: D. Williams 8-38, K. Drake 9-20, M. Moore 2-9.
New England: D. Lewis 15-112, R. Burkhead 13-50-1, N. Ebner 1-14, J. White 3-13, B. Cooks 1-11, T. Brady 5-(-4).

PASSING (A-C-Y-TD-I):

Miami: M. Moore 34-23-215-1-12.
New England: T. Brady 28-18-227-4-1.

RECEIVING (Rec-Yds-TD):

Miami: J. Landry 8-70, J. Thomas 5-52, K. Stills 3-47, K. Drake 3-27-1, D. Williams 3-14, D. Parker 1-5.
New England: B. Cooks 6-83-1, R. Gronkowski 5-82-2, R. Burkhead 2-3-1, P. Dorsett 1-39, D. Amendola 1-15, J. White 1-2, D. Allen 1-2, D. Lewis 1-1.

SACKS (Sk-Yds):

Tampa Bay: G. McCoy 1-0.
Miami: J. Phillips 1-7.

INTERCEPTIONS (Int-Yds):

Miami: B. McCain 1-0.
New England: S. Gilmore 1-20, D. Harmon 1-0.

FORCED FUMBLES:

Miami: W. Aikens 1, A. Verner 1.
New England: M. Butler 1, T. Flowers 1.

FUMBLE RECOVERIES (No-Yds):


Miami: R. Jones 1-14-1.
New England: P. Chung 1-0.

TEAM STATS	MIA	NE
First Downs	15	25
Rushing	5	9
Passing	9	11
Penalty	1	5
3rd-Down Efficiency	2 for 11	5 for 12
4th-Down Efficiency	2 for 3	1 for 2
Total Net Yards	221	417
Total Net Plays	60	67
Average Gain	3.7	6.2
Net Yards Rushing	67	196
Rushes	19	38
Yards per Rush	3.5	5.2
Net Yards Passing	154	221
Completed - Attempted	23-34	18-28
Yards per Pass Play	3.8	7.6
Sacked - Yards Lost	7-61	1-6
Had Intercepted	2	1
Punts - Average	5-208-41.6	3-122-40.7
Return Yardage	97	59
Punts - Return Yards	1-0	3-4
Kickoffs - Return Yards	4-97	2-35
Interceptions - Return Yards	1-0	2-20
Penalties - Yards	6-52	7-70
Fumbles - Lost	2-1	4-1
Red-Zone Efficiency	1 for 3	5 for 5
Goal-to-Go Efficiency	1 for 2	4 for 4
Time of Possession	27:19	32:41



MIAMI DOLPHINS 2017 DRAFT CLASS

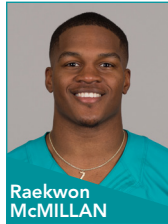
Rd 1 // Pick 22



**Charles
HARRIS**

Missouri // DE
6-3 // 260


Rd 2 // Pick 54



**Raekwon
McMILLAN**

Ohio State // LB
6-2 // 243

Rd 3 // Pick 97



**Cordrea
TANKERSLEY**

Clemson // CB
6-1 // 200

Rd 5 // Pick 164



**Isaac
ASIATA**

Utah // G
6-3 // 323

Rd 5 // Pick 178



**Davon
GODCHAUX**

LSU // DT
6-4 // 299

Rd 6 // Pick 194



**Vincent
TAYLOR**

Oklahoma State // DT
6-3 // 310

Rd 7 // Pick 237



**Isaiah
FORD**

Virginia Tech // WR
6-2 // 195

MIAMI DOLPHINS 2017 UNDRAFTED ROOKIE CLASS



**Chase
ALLEN**

Southern Illinois // LB
6-4 // 241




**Matt
HAACK**

Arizona State // P
6-1 // 185



**Malcolm
LEWIS**

Miami (Fla.) // WR
5-10 // 190




**Cameron
MALVEAUX**

Houston // DE
6-6 // 270



**Torry
McTYER**

UNLV // CB
6-0 // 195



**Drew
MORGAN**

Arkansas // WR
6-0 // 193




**De'Veon
SMITH**

Michigan // RB
5-11 // 228



**Eric
SMITH**

Virginia // T
6-5 // 300



**Maurice
SMITH**

Georgia // S
6-0 // 195



HARD ROCK STADIUM MODERNIZATION



Hard Rock Stadium is a global entertainment destination that encompasses art, culture, some of the best food in the region, diversity, an elevated fan experience and the best Miami has to offer. The venue serves as home to the Miami Dolphins, University of Miami football team, Orange Bowl, Super Bowl LIV and the 100th anniversary of the NFL, College Football Playoff Semifinals, major concerts, international soccer and a host of world-class events. This multi-purpose, open-air complex is in the midst of a multi-year, \$500 million renovation to enhance the fan experience. The modernization is being privately funded by Stephen Ross.



#ARTUNEXPECTED

Goldman Global Arts and the Miami Dolphins collaborated to transform Hard Rock Stadium into a vibrant, monumental public art experience. Highlighting 18 artists from ten countries, the landmark mural project looks to create an artistic legacy and cement Hard Rock Stadium as an iconic, world class, cultural venue of Miami.

The collection at Hard Rock Stadium is one of the world's largest street art museums, curated by Goldman Global Arts. The exceptional line-up of international artists brings a variety of techniques and styles together to create a jaw-dropping tapestry of urban art contained in a single location.





HARD ROCK STADIUM MODERNIZATION

NEW SEATING PRODUCTS

Hard Rock Stadium's modernization included doubling unique seating experiences from 8 to 16. Some of the newest seating products include:

The 72 Club: The 598 seats in the 72 Club take the premium seating experience to another level. It's the most luxurious seating experience in all of South Florida sports and entertainment. Seats are double-padded, have 11 inches more legroom and are located at midfield. At any point in-game, guests are able to walk on the field on their way to a private club designed by the Rockwell Group.



Living Room Boxes: Hard Rock Stadium created four-person private Living Room Boxes. Located on the 35-yard line and within the Atos Club presented by Dell EMC and Ford Field Clubs in the end zones, Living Room Boxes are the biggest, most comfortable seats in the stadium. These boxes give guests the ability to watch replays and highlights on their own private screens.

Hyundai Club: The Hyundai Club is a club located between the 30-yard lines on the north side that offers wider, padded seats. The club is designed by the Rockwell Group.

Corner Terraces: The 100 level Corner Terraces provide a unique social experience where guests can watch the game from a high-top table and comfortable swivel chairs. Corner Terraces provide guests the enjoyment of sitting with family or friends without being confined to a row of seats.



PHASE I

Phase I of the project that was completed for the 2015 season changed every seat in the stadium, rebuilt the concourses on the 100 and 300 levels, reduced capacity from 76,018 to 64,767, moved seats 25 feet closer to the field on the north and south sidelines, introduced five new premium spaces and allowed fans to enjoy improved food, enhanced concourses and 16 new restroom facilities throughout the venue.

Hard Rock Stadium's renovation stands apart in enhancing every fan experience. In delivering a new caliber of luxury, Phase I introduced The NINE hosted by Aston Martin Residences Miami, The 72 Club, the Hyundai Club, Ford Field Club and the Atos Club presented by Dell EMC.

For the everyday fan, new seating experiences debuted in the corner terraces, providing a unique social experience where guests watch the game from a half-round table and comfortable swivel chairs. Corner Terraces provide guests the enjoyment of sitting with family or friends without being confined to a row of seats.

The NINE hosted by Aston Martin Residences Miami: The NINE hosted by Aston Martin Residences Miami are nine open-air suites between the 30-yard lines that connect to a private club designed by the Rockwell Group. The NINE offers the best view of the field with the convenience of a private club.





HARD ROCK STADIUM MODERNIZATION

PHASE II

For the 2016 season, a state-of-the-art canopy was installed that keeps as many as 92 percent of fans in the shade and protected from the rain along with four giant high-definition video boards.

On Aug. 17, 2016, the Miami Dolphins christened the second phase of the renovation with a landmark 18-year naming rights agreement with Hard Rock International to name the newly renovated facility Hard Rock Stadium.

Video Boards

- Four 1,472-inch screens in each corner of the stadium for a total of 22,400 sq. ft. – the largest in the AFC East (compared to 12,000 total square footage in old stadium).
- A total of 18 million LEDs will showcase game day on the boards.
- High-definition picture positioned for easy sightlines for every fan.

Miami Dolphins
TOTAL: 22,400 SQ. FT.



NEW YORK JETS
TOTAL: 14,160 SQ. FT.



BUFFALO BILLS
TOTAL: 12,253 SQ. FT.



NEW ENGLAND PATRIOTS
TOTAL: 11,306 SQ. FT.



SHADE CANOPY

- Shades approximately 92 percent of fans (increase from 17 percent in old stadium).
- The shade canopy is approximately 626,000 square feet [14.37 acres] and is comprised of 17,000 tons of steel.
- Covering the remainder of the canopy area [94,000 square feet] immediately adjacent to the ocular over the field is a translucent material called ETFE. This material provides supplemental light in the bowl while reducing solar heat.
- Four spires rise an additional 200 feet above the roof surface achieving a total height of 357 feet from the ground. Several steel cables secured at the top of each spire will be extended to the roof to provide additional structural support. Cable diameters range between 3.5" to 5.5" in diameter.

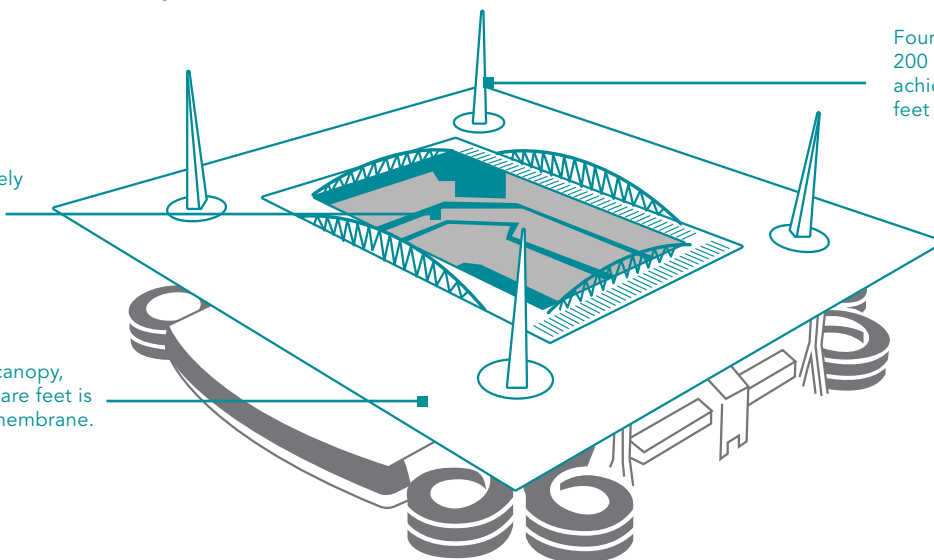
FIELD FACTS

- First team in the NFL to use Paspalum Platinum (shorter versions are Platinum TE or TE). The TE species works well in warm climates with growth not hindered in shade.
- Texture: Courser, thicker grass
- Feel: TE is thicker and lusher so there is a difference in feel and cushion in footing
- Sustainability: More shade tolerance
- Growth: TE grows aggressively and requires less nitrogen in the fertilizer than Bermuda.
- Color Variation: TE is a lighter green shade.

Shades approximately 92 percent of fans (increase from 17 percent currently).

The main area of canopy, some 530,000 square feet is a single ply TPO membrane.

Four Spires rise an additional 200 feet above the roof surface achieving a total height of 357 feet from the ground





HARD ROCK STADIUM MODERNIZATION

ALL NEW BANKUNITED CLUB LEVEL

The 2017 renovation brought additional luxury to the midsection of the stadium, renovating the BankUnited Club Level.

- Hard Rock Stadium's 147 suites were completely renovated during the 2016-2017 offseason. These suites offer luxury and comfort in the ultimate setting to watch any event.
- Suites vary in size from 10 seats up to 50 seats offering air conditioning and NFL Sunday Ticket, multi-feed sound systems, refrigerators, ice-makers and private telephone services.
- Suite attendants provide personal service in each suite during the games. Centerplate caters the suites with a wide-variety of food and beverages from which to choose.

New in 2017, Hard Rock Stadium features Theatre Boxes on the BankUnited Club Level. These 4-6 person individual boxes are located in a shared suite environment with inclusive food and beverage. Hard Rock Stadium also debuted four new corner clubs, – including the new UHealth, University of Miami Health System Cornerstone Club – giving suite members access to the corner's interior space and bar.



PHASE III

Unveiled in 2017 are remodeled, modernized suites throughout the stadium offering a more intimate club space on the BankUnited Club Level with improved amenities and food, as well as the addition of theatre boxes and four new corner clubs.

Phase III of the renovation brought new party terraces on the 300 level of Hard Rock Stadium. These party terraces have a bar that services guests on the concourse, as well as a double-sided bar with awesome views of the field. Each corner includes two semi-private spaces that each can hold up to 100 people – creating a new experience for a total of 800 guests per event. The Dolphins additionally have made a commitment to donate a party terrace of 100 military tickets each game to local troops serving our country.

Throughout Phase III of the renovation, the exterior of the facility saw enhancements in the redesign of the parking lots and landscaping.

A NEW LUXURY PARTNERSHIP

Hard Rock Stadium has attracted world-renowned iconic brands to the space, including a great partnership with Aston Martin Residences Miami. Luxury real estate company G&G Business Developments and the Miami Dolphins announced a long-term partnership to rename The NINE hosted by Aston Martin Residences at 300 Biscayne Boulevard Way.

During the Phase III renovations, The NINE also received new teak flooring, enhancing the most luxurious atmosphere in sports to create the feel of watching a game from the back of a yacht.





MONDAY NIGHT'S HALFTIME SHOW

AFRICAN POP SINGER ALEX BOYÉ NAMED HARD ROCK RISING ARTIST OF THE YEAR

English/Nigerian Vocalist Granted Ultimate Performance at this week's Hard Rock Stadium Halftime Show

After an intense three-month search, Hard Rock is proud to announce Park City, Utah resident Alex Boyé as the 2017 grand prize winner of its annual Hard Rock Rising Battle of the Bands competition. Alex Boyé rocked the local stage first at Hard Rock Cafe Denver and eventually beat more than 6,000 other artists worldwide with his one-of-a-kind African-pop fusion sound. As the grand prize winner, Boyé will perform during halftime at Hard Rock Stadium in Miami Gardens, Florida on December 11, 2017 when the Miami Dolphins take on the New England Patriots for Monday Night Football. Boyé will also take home \$1,000 USD, a 1,000 count CD/DVD pack of his latest recording from Bison Disc, a Fender Instrument prize pack and will have the opportunity to shoot a professionally produced music video, which will be added to Hard Rock's world-wide video system.

Alex Boyé dominated the competition during the live music battle on May 25 at Hard Rock Cafe Denver where he performed a set of original material backed by an incredible group of musicians. An international panel of music industry professionals then selected Boyé from the 108 local winners and crowned him Hard Rock Rising Artist of the Year for 2017.

"The talent this year was truly amazing, which made determining a winner harder than it's ever been," said Jeff Nolan, Hard Rock International's Music and Memorabilia Historian. "Ultimately, Alex Boyé made a lasting impression with his savvy songwriting and undeniable charisma. We look forward to working with him and are confident his performance at Hard Rock Stadium will be a show-stopper."

In addition to Hard Rock Rising's artist of the year, Alex Boyé, three additional acts were selected as regional winners by the judging panel. Indie rock group Kapitan Stereo of Gdansk, Poland; incendiary postpunk trio Life and Time of Seoul, South Korea; and heavy grunge band Soponcio of Santiago, Chile were named regional winners and took home \$1,000 USD, a 1,000 count CD/DVD pack of their latest music and video from Bison Disc, and a Fender Instruments prize pack.

Committed to supporting music and emerging artists around the globe, Hard Rock International hosted thousands of live music events worldwide in 2016. The brand continues its dedication to support up-and-coming artists in 2017 with Hard Rock Rising global music showcase, providing a forum for today's new talent to connect with music fans around the world.

Fans can visit www.HardRockRising.com for full results of the 2017 Hard Rock Rising global music showcase. To learn more about Alex Boyé, visit <http://alexBoye.com/>.



MIAMI DOLPHINS IN THE COMMUNITY



DE Cameron Wake passed out brand new sneakers to middle school students to promote physical activity and nutrition.

DAIRY COUNCIL OF FLORIDA AND THE MIAMI DOLPHINS CELEBRATE CONTINUED COMMITMENT TO YOUTH HEALTH & WELLNESS

Partners come together to Support 'Hometown Grants' Program Boosting Physical Activity and Nutrition in Schools

Palm Beach, FL – As part of their efforts to improve youth health and wellness, the Dairy Council of Florida and the Miami Dolphins are renewing their commitment to the “Hometown Grants” program by providing a local school with a \$10,000 grant. Developed by the NFL and Fuel Up to Play 60 in 2014, the initiative provides grants to support physical activity and nutrition programs in school districts in all 32 NFL markets.

Through the Hometown Grants program, NFL teams and state/regional dairy organizations identify deserving schools in their communities to receive funding to help facilitate sustainable physical activity and healthy eating programs for students. Since 2014, the program has provided more than 700 schools nationwide with funds and resources, resulting in more than one million students staying physically active and making healthier food choices. This year, HL Watkins Middle School in Palm Beach County was selected to receive the funding. The school also made the commitment to actively participate in Fuel Up to Play 60, which is a nutrition and physical activity program that empowers youth to take action for their own health by implementing long-term, positive changes for themselves and their school.

“We are so excited to partner with HL Watkins Middle School and the Miami Dolphins to teach children the importance of not only getting in 60 minutes of physical activity per day but also fueling their bodies the right way,” said Teresa Moran-Wiebe, Director of Youth Wellness, Dairy Council of Florida. “Implementing change now will make sure these kids make healthier choices in the future.”

To celebrate being the recipients of the grant, HL Watkins Middle School hosted a celebration on November 28th. The Dairy Council of Florida and the Miami Dolphins, including Miami Dolphins Defensive End and Fuel Up to Play 60 Player Ambassador Cameron Wake, helped outfit all students who participate in physical education at HL Watkins Middle School with brand new sneakers along with brand new cafeteria equipment so that students will have more access to healthy food.

“I am elated to be partnered up with the Dairy Council of Florida and the Miami Dolphins to bring a great opportunity to HL Watkins,” said Don Hoffman, Principal, HL Watkins Middle School. “The students involved are really in for a special treat and a once in a lifetime experience.”

To join Fuel Up to Play 60 and learn more about the program, please visit www.FuelUpToPlay60.com.



Dolphins mascot T.D. shows off the brand new sneakers the students received



DE Cameron Wake stopped to sign some autographs for the students



MIAMI DOLPHINS IN THE COMMUNITY

MIAMI DOLPHINS COLLABORATE WITH FACEBOOK & ASBN TO LIVE STREAM HIGH SCHOOL FOOTBALL GAMES ACROSS MIAMI-DADE AND BROWARD COUNTIES

Miami, Fla. – The Miami Dolphins announced they are working with Facebook and ASBN to become the first NFL team to live stream high school football games on the social platform. The games, featuring teams from Miami-Dade and Broward counties, will be available to people on Watch, Facebook’s new platform for shows. Fans can add these games to their watchlist by following the [Miami Dolphins High School Live Show Page](#).

Prior to kickoff, the Dolphins also will stream “The Audible: Football Fridays,” a 30-minute program hosted by former Dolphins Kim Bokamper and Joe Rose. The social and interactive show promotes high school football in both counties, talks about the upcoming Dolphins game and is available on Facebook, Periscope and YouTube. The show’s earlier announced slate of games now features five rescheduled matchups due to Hurricane Irma.

The first streamed contest featured Deerfield Beach High School vs. St. Thomas Aquinas High School on Friday, Oct. 6 at 7 p.m. ET. Those tuning into the broadcast will hear analysis and discussion from correspondents and audience interaction will be encouraged via live chats.

“By working with Facebook and ASBN, the Miami Dolphins are once again proving to be innovative adaptors by bringing football and technology together,” Miami Dolphins Senior Vice President of Communications & Community Affairs Jason Jenkins said. “This program will further our mission of celebrating youth football in South Florida and now bring the stories of these coaches, players and teams to a national audience.”

MIAMI DOLPHINS HIGH SCHOOL LIVE & “THE AUDIBLE: FOOTBALL FRIDAYS” SCHEDULE

DATE	TIME	GAME	LOCATION
10/6	7 p.m.	Deerfield Beach at St. Thomas Aquinas	St. Thomas Aquinas
10/13	7 p.m.	American Heritage at Cardinal Gibbons	Cardinal Gibbons
10/20	7 p.m.	Miami Northwestern vs. Miami Central	Traz Powell Stadium
10/27	7 p.m.	Miramar at Western	Western
11/3	7 p.m.	Miramar at St. Thomas Aquinas	St. Thomas Aquinas



Joe Rose and Kim Bokamper host The Audible: Football Friday and were joined by Dolphins CB Jordan Lucas and SVP of Alumni Relations and Dolphins alumni Nat Moore



MIAMI DOLPHINS IN THE COMMUNITY

MIAMI DOLPHINS AND ROSS INITIATIVE IN SPORTS FOR EQUALITY (RISE) ANNOUNCE YOUTH PROGRAMS WEEK 13 AWARD WINNERS

Miami – The Miami Dolphins and the Ross Initiative in Sports for Equality (RISE) announced their Week 13 award winners in a program designed to recognize the members of the community who have demonstrated their commitment to being leaders on and off the field.

Each week, the Dolphins identify a high school coach of the week, high school player of the week, youth player of the week and team mom of the week. Award recipients are presented with a plaque on the field during a Dolphins home game at Hard Rock Stadium and receive acknowledgement of their accomplishment in the game program and through the Dolphins’ and RISE’s social media platforms. They also receive tickets to a Miami Dolphins home game, access to the Dolphins/RISE pregame tailgate and a Dolphins/RISE T-shirt. For each home game, the Dolphins identify a team of the week and they will be on the field during the national anthem. The program concludes at the Dolphins-Patriots game on December 11 where the Dolphins will honor yearly award winners in all categories with the exception of the team of the year.

Week 13 Winners:

- High School Coach of the Week: **Pat Surtain** from American Heritage High School. The Patriots (11-0) are the fourth ranked team in the nation according to USA Today’s Super 25 Expert Rankings. The Patriots defeated Cardinal Gibbons in a triple overtime thriller 58-57. They have now won 25 consecutive victories dating back to last year when they won their third state title.
- High School Player of the Week: **Isaias Castellon** from Miami High School. Castellon threw three touchdowns to lead the Stingarees to a 28-22 victory over Columbus in the Region 4- 8A final. Castellon has lead his team to a 3-0 record this postseason. The last time the Stingarees won three postseason games and a state championship was 1965.
- Youth Player of the Week: **Derrick Arguello** from the Palmetto Raiders Peeewees (130’s) of the Greater Miami South Florida Pop Warner. Arguello, primarily a backup offensive lineman, came into the game after the starting left tackle left the game due to injury. Arguello helped the Raiders to a 24-8 victory over the Ocoee Bulldogs. The win put the Raiders in the Pop Warner National Championship game next week in Orlando. Arguello is a Pop Warner Scholar Athlete with a 3.9 grade point average.
- Team Mom of the Week: **Anja Borutta** from the Doral Broncos 10U of the Miami Xtreme Youth Football League. Bourtta is a first year team mom and is a team mom without having any of her own kids on the team. This means that she is truly in it for all the players and coaches and volunteers for all the right reasons. She is instrumental in getting her team’s books certified and she is an operations extraordinaire. Borutta assists with all game day set up and breakdown, as well as equipment give away and uniform collection. She is a coaching staff’s dream, because she does all of the heavy lifting to ensure that her players and coaches are successful on the field. Her dedication and loyalty to the Doral Broncos is the reason why her coaches and players believe they are the best in the Miami Xtreme Football League.
- Team of the Week: **Cooper City/Davie Colts**. The Colts are coached by Pro Football Hall of Famer and Dolphins alum Jason Taylor. Taylor proudly supports youth football at all levels in South Florida as he is also an assistant coach at St. Thomas Aquinas High School.



Youth Player of the Week Derrick Arguello
(Palmetto Raiders Peeewees 130s)



Team Mom of the Week Anja Borutta
(Doral Broncos 10U)



(L-R) High School Coach of the Week Pat Surtain, Dolphins Youth Programs Manager Troy Drayton



(L-R) Miami HS Resource Officer Roly Perez, AD Leonard Graham, HSPOW Isaias Castellon, Offensive Coord. Dominic Johnson, Resource Officer Stephen Roirva



DOLPHINS RADIO

CEFALO, GRIESE, ROSE AND BOKAMPER RETURN ON MIAMI DOLPHINS RADIO NETWORK IN 2017

On May 19, 2016, the Miami Dolphins announced a multi-year radio broadcast rights partnership with Miami's Sportsradio 560 WQAM, with the station becoming the official English flagship radio partner of the franchise. In addition, all Dolphins games are simulcast on KISS 99.9 FM "South Florida's NEW Country" and feature expanded pre-, halftime and postgame shows. The games also can be heard on Dolphins.com and throughout South and Central Florida on a variety of stations that make up the Miami Dolphins Radio Network.

The Dolphins previously had their games broadcast on Miami's Sportsradio 560 WQAM during the 1997-2004 and 2007-09 seasons.



Bob Griese, Joe Rose and Jimmy Cefalo



As part of the agreement, Sportsradio 560 WQAM has the English radio broadcast rights for all preseason, regular season and playoff games. Dolphins fans who tune into Miami's Sportsradio 560 WQAM have the opportunity to listen to live broadcasts of Head Coach Adam Gase's day-after-game press conferences and "Dolphins Friday," a day of Dolphins-centric content on the station featuring interviews with players, coaches and team executives. Additionally, CBS Radio Miami promotes Miami Dolphins Foundation and community initiatives across multiple platforms.



The preseason English radio broadcast team on Sportsradio 560 WQAM consists of three Dolphins alumni in the booth. Former wide receiver Jimmy Cefalo handles the play-by-play duties with former tight end Joe Rose and, for select games, former Hall of Fame defensive end Jason Taylor providing the game analysis. During the regular season, Cefalo and Rose are joined by former Hall of Fame quarterback Bob Griese serving as an analyst with former Dolphins Pro Bowl linebacker/defensive end Kim Bokamper reporting from the sidelines.



Univision Deportes Radio 1140 AM is the Dolphins official Spanish radio broadcast partner for all preseason, regular season and playoff games. Raul Striker Jr. handles play-by-play duties with Eduardo Martell as a color analyst. WQBA 1140 AM additionally airs a pregame show and postgame show.

The following is a list of radio stations on The Miami Dolphins Radio Network in 2017 (as of printing):

2017 MIAMI DOLPHINS RADIO NETWORKS

LOCATION	NETWORK	LOCATION	NETWORK
Fort Lauderdale	WQAM 560 AM	Miami	KISS 99.9 FM
Fort Lauderdale	KISS 99.9 FM	Miami	WQBA 1140 AM
Fort Lauderdale (Spanish)	WQBA 1140 AM	Orlando	ESPN 580 AM
Fort Myers	WRXK 96.1 FM	Port St. Lucie	WPSL AM 1590
Key West	WKWF 1600 AM	West Palm Beach	ESPN 106.3 FM
Miami	WQAM 560 AM	West Palm Beach	ESPN Deportes 760 AM (Spanish)
Miami	WQAM 560 AM	West Palm Beach	ESPN Deportes 760 AM (Spanish)



HALL OF FAME DEFENSIVE END/LINEBACKER JASON TAYLOR

Defensive end Jason Taylor was elected to the Pro Football Hall of Fame on Feb. 4, 2017 and inducted into the Hall of Fame on Aug. 5, 2017.

JASON TAYLOR BY THE NUMBERS

- 2** One of two Dolphins defenders to be elected to the Hall of Fame, joining Nick Buoniconti.
- 3** First-team All-Pro selections (2000, 2002, 2006). He also earned a second-team All-Pro selection in 2001.
- 5** One of five Dolphins to be elected to the Hall of Fame in his first year of eligibility, joining Don Shula, Dan Marino, Jim Langer and Paul Warfield.
- 6** Pro Bowl selections in his career (2000, 2002, 2004-07).
- 6** Number of double-digit sack seasons in his 15-year NFL career.
- 9** Touchdowns scored in his career - all with Miami. Six were scored via fumble return and the other three were on interception returns. It's the highest number of touchdowns in NFL history by a player who was primarily a defensive lineman or linebacker.
- 10** One of 10 defensive linemen to ever be elected to the Hall of Fame in his first year of eligibility, joining Joe Greene, Deacon Jones, Bob Lilly, Gino Marchetti, Merlin Olsen, Warren Sapp, Bruce Smith, Randy White and Reggie White.
- 11.5** The most number of career sacks he had on an individual quarterback, New England's Tom Brady.
- 26** Number of multi-sack games in his 15-year NFL career.
- 29** Number of opponent fumble recoveries in his career, tying the NFL record with Jim Marshall.
- 30** Total number of teams he recorded at least 0.5 sack against in his career. The only two teams he didn't record a sack against were Kansas City and the New York Giants.
- 70** Total number of different quarterbacks that he sacked in his 15-year NFL career.
- 99** Total passes defended, the most by an NFL defensive lineman since the stat became official in 1994.
- 139.5** Total number of sacks in his 15-year NFL career, which is a Dolphins team record and ranks No. 7 in NFL history.
- 2006** The year he won the NFL's Defensive Player of the Year award when he recorded 13.5 sacks, nine forced fumbles, two fumble recoveries and two interceptions.
- 2007** The year he won the NFL's Walter Payton Man of the Year Award, the only league honor that recognizes both on-field and off-field contributions.





DEPTH CHART

OFFENSE								
POS	NO	NAME (GP/GS)	NO	NAME (GP/GS)	NO	NAME (GP/GS)	NO	NAME (GP/GS)
WR	10	Kenny Stills (12/12)	88	Leonte Carroo (11/0)				
LT	67	Laremy Tunsil (12/12)	79	Sam Young (6/2)				
LG	62	Ted Larsen (4/4)						
C	51	Mike Pouncey (12/12)	64	Jake Brendel (12/0)				
RG	74	*Jermon Bushrod (10/10)	68	Isaac Asiata (0/0)				
RT	77	Jesse Davis (12/6)	71	Zach Sterup (2/0)				
TE	89	Julius Thomas (12/10)	80	Anthony Fasano (12/5)	48	MarQueis Gray (12/0)	85	A.J. Derby (9/1)
QB	6	Jay Cutler (10/10)	8	*Matt Moore (4/2)	9	David Fales (1/0)		
RB	26	*D. Williams (11/4) - OR -	32	Kenyan Drake (12/2)	34	Senorise Perry (12/0)	38	De'Veon Smith (1/0)
WR	14	Jarvis Landry (12/12)						
WR	11	DeVante Parker (9/8)	19	Jakeem Grant (12/0)				

























DEFENSE						
POS	NO	NAME (GP/GS)	NO	NAME (GP/GS)	NO	NAME (GP/GS)
DE	50	Andre Branch (11/11)	90	<u>Charles Harris</u> (12/1)	78	Terrence Fede (12/0)
DT	93	Ndamukong Suh (12/12)	56	* <u>Davon Godchaux</u> (11/5)		
DT	97	Jordan Phillips (9/7)	96	<u>Vincent Taylor</u> (10/0)		
DE	91	Cameron Wake (12/12)	75	<u>Cameron Malveaux</u> (1/0)		
LB	47	Kiko Alonso (12/12)	46	Neville Hewitt (2/0)		
LB	59	<u>Chase Allen</u> (12/2)	45	Mike Hull (12/3)		
LB	94	Lawrence Timmons (10/10)	44	Stephone Anthony (4/0)		
CB	30	<u>Cordrea Tankersley</u> (10/10)	28	Bobby McCain (12/4)	35	Walt Aikens (12/0)
CB	25	Xavien Howard (12/12)	42	Alterraun Verner (12/0)	33	<u>Torry McTyer</u> (3/0)
S	20	Reshad Jones (12/12)	31	Michael Thomas (12/2)		
S	22	T.J. McDonald (4/4)	21	Jordan Lucas (7/0)		

SPECIAL TEAMS								
POS	NO	NAME (GP/GS)	NO	NAME (GP/GS)	NO	NAME (GP/GS)	NO	NAME (GP/GS)
K	1	Cody Parkey (12/0)						
P	16	<u>Matt Haack</u> (12/0)						
KO	1	Cody Parkey (12/0)	16	<u>Matt Haack</u> (12/0)				
H	16	<u>Matt Haack</u> (12/0)						
LS	92	John Denney (12/0)						
KOR	19	Jakeem Grant (12/0)	32	Kenyan Drake (12/2)	26	Damien Williams (11/4)	34	Senorise Perry (12/0)
PR	19	Jakeem Grant (12/0)	32	Kenyan Drake (12/2)				

*Underlined players are rookies
* Did not play last week due to injury*



PROJECTED CONTRIBUTORS: OFFENSE

QB 6		JAY CUTLER 6-3 231 VANDERBILT <ul style="list-style-type: none"> • LAST GAME: vs. Denver (12/3): 18-of-31 for 235 yds. and 2 TDs. • Has 23 fourth-quarter comeback in his career, including two this yr. • Completed multiple TD passes in five of his past six games. • His 223 career TD passes are ninth among active NFL quarterbacks. 	MATT MOORE 6-3 219 <ul style="list-style-type: none"> • Threw for 282 yards in the second half of Week 11, the fourth-most in a second half in Dolphins history. • Second in NFL with 118.8 passer rating in the red zone in 2016 (min. 6 attempts). 	
RB 26		DAMIEN WILLIAMS 5-11 224 OKLAHOMA <ul style="list-style-type: none"> • LAST GAME: vs. Denver (12/3): Inactive due to injury. • Made first career start in Week 9 and scored on 10 yd. receiving TD. • Set career highs in rushing (78) and longest rush (69 yds.) in Week 11. • Has more receiving yards (733) than rushing yards (477) in his career. 	SENIORISE PERRY 6-0 210 <ul style="list-style-type: none"> • Recorded a safety last week after falling on Denver's Isaiah McKenzie in the end zone on punt coverage. • Partially blocked a punt in Week 2 at L.A. Chargers. • Has 16 career special teams tackles. 	
RB 32		KENYAN DRAKE 6-1 211 ALABAMA <ul style="list-style-type: none"> • LAST GAME: vs. Denver (12/3): 23 att. for 120 yds. (5.2 avg.) and 1 TD. • His 23 carries and 120 yds. last week were his highest totals in each category since he was in high school. • Tied for the NFL lead with three carries of 40+ yards this season. 	LEONTE CARROO 6-1 215 <ul style="list-style-type: none"> • Set career highs in Week 8 with six receptions for 48 yards (8.0 avg.). • Caught first career touchdown on a 15-yard reception vs. San Francisco on 11/27/16. • Selected in the third round of the 2016 NFL draft. 	
WR 14		JARVIS LANDRY 5-11 208 LSU <ul style="list-style-type: none"> • LAST GAME: vs. Denver (12/3): 5 rec. for 62 yds. (12.4 avg.). • Has 368 career receptions, most in NFL history in first four years of a career. • Third in the NFL with 80 receptions this season. • Already has a career high this year with six receiving TDs. 	JAKEEM GRANT 5-7 169 <ul style="list-style-type: none"> • Caught four passes for 141 yds. (35.3 avg.) including a 65-yard TD in final preseason game at Minnesota (8/31). • Shifted from slot to outside receiver in 2017. • Recorded the first three catches of his career this year. 	
WR 10		KENNY STILL 6-1 196 OKLAHOMA <ul style="list-style-type: none"> • LAST GAME: vs. Denver (12/3): 5 rec. for 98 yds. (19.6 avg.) and 1 TD. • Had 154 receiving yards in the 2nd half of Week 11, third-most in team history. • Has 21 rec. for 391 yds. (18.6 avg.) and four TDs in past four home games. • Second in the NFL with a 16.4 receiving avg. since 2013. 	ANTHONY FASANO 6-4 258 <ul style="list-style-type: none"> • Among all-time Dolphins tight ends leaders, he is second in TDs (24), third in receptions (185) and third in receiving yds. (2,178). • Started 81 games in 5 seasons with Miami (2008-12, 2017). • Played in 50 consecutive games dating back to 2014. 	
WR 11		DeVANTE PARKER 6-3 212 LOUISVILLE <ul style="list-style-type: none"> • LAST GAME: vs. Denver (12/3): 1 rec. for 5 yds. • Is third on the team with 414 receiving yards in just nine games. • Has the seventh-most career receiving yards (1,652) among players entering NFL in 2015 or later. 	TE 80	
TE 89		JULIUS THOMAS 6-5 262 PORTLAND STATE <ul style="list-style-type: none"> • LAST GAME: vs. Denver (12/3): 3 rec. for 20 yds. (6.7 avg.) and 1 TD. • Is third among tight ends with 36 TD receptions since 2013. • Has caught a pass in all 33 games he's played from 2015-17. • Is third on the team with 37 receptions for 362 yards (9.8 avg.). 	MarQUEIS GRAY 6-4 263 <ul style="list-style-type: none"> • Recorded his first pass attempt in Week 5 and first rushing attempt since 2013 in Week 9. • Has played in 57 career games with 14 starts for Cleveland (2013), Minnesota (2014), Buffalo (2014-15) and Miami (2016-17). 	
LT 67		LAREMY TUNSIL 6-5 318 MISSISSIPPI <ul style="list-style-type: none"> • LAST GAME: vs. Denver (12/3): Started at left tackle. • Became first player in team history to start at least one game at both guard and tackle in his rookie season in 2016. • Allowed just 1.5 sacks in 14 games as a rookie in 2016. 	TE 48	
LG 62		TED LARSEN 6-3 320 NC STATE <ul style="list-style-type: none"> • LAST GAME: vs. Denver (12/3): Started at left guard. • Made his Dolphins debut in Week 10 after returning from injured reserve. • An 8-year NFL veteran who has played in 106 career games with 69 starts. • Signed as an unrestricted free agent on March 10, 2017. 	SAM YOUNG 6-8 306 <ul style="list-style-type: none"> • Spent the past two seasons (2016-17) as Miami's "swing tackle." • Made first start of season in Week 12 at right tackle. • Played in 72 career games with 16 starts. 	
C 51		MIKE POUNCEY 6-5 298 FLORIDA <ul style="list-style-type: none"> • LAST GAME: vs. Denver (12/3): Started at center. • Went 26 consecutive games without allowing a full sack until Week 12, a span that began on Sept. 27, 2015. • Three-time Pro Bowl selection (2013-15) 	JAKE BRENDEL 6-4 299 <ul style="list-style-type: none"> • Has played in all 12 games this season. • Second-year player who appeared in one game in 2016. • Went undrafted in 2016 from UCLA, where he became the school's all-time leader in games started (52). 	
RG 74		JERMON BUSHROD 6-5 318 TOWSON <ul style="list-style-type: none"> • LAST GAME: vs. Denver (12/3): Inactive due to injury. • Played in 134 career games with 122 starts. • Has not allowed a sack in his past 12 games. • Two-time Pro Bowl selection (2011 and 2012). 	C 64	
RT 77		JESSE DAVIS 6-6 321 IDAHO <ul style="list-style-type: none"> • LAST GAME: vs. Denver (12/3): Started at right guard. • Started games at right guard (2), left guard (2) and right tackle (2) this year. • Is one of only five players in Dolphins history to start at three positions on the offensive line in a season and the only first-year player to do so. 		



PROJECTED CONTRIBUTORS: DEFENSE

DE 91



CAMERON WAKE | 6-3 | 263 | PENN STATE

- **LAST GAME:** vs. Denver (12/3): Played but did not record any stats.
- Second among all undrafted players in career sacks (89.5).
- Since Week 6 of 2016, he is tied for third in the NFL in sacks (18.5).
- Five-time Pro Bowl selection (2010, 2012-14, 2016).

DT 93



NDAMUKONG SUH | 6-4 | 305 | NEBRASKA

- **LAST GAME:** vs. Denver (12/3): 4 solo tackles, 2 QBHs.
- Leads all interior linemen with 52.0 stuffs since entering the NFL in 2010.
- Leads all defensive tackles with 406 total tackles since 2010.
- Five-time Pro Bowl selection (2010, 2012-14, 2016).

DT 97



JORDAN PHILLIPS | 6-6 | 335 | OKLAHOMA

- **LAST GAME:** vs. Denver (12/3): 2 solo tackles, 1 sack, 2 QBHs, 1 PD.
- Posted the best game of his career last week and now has three TFL in last two games.
- Played in 40 games with 22 starts in his three-year NFL career.

DE 50



ANDRE BRANCH | 6-5 | 263 | CLEMSON

- **LAST GAME:** vs. Denver (12/3): 1 solo tackle, 1 sack, 1 TFL, 1 QBH.
- Has 58 tackles (34 solo), 8.5 sacks, 17 QBHs, 1 FF and 11 TFLs since being inserted as a starter in Week 6 last year.
- Second on the team with 4.0 sacks this year.

LB 47



KIKO ALONSO | 6-3 | 239 | OREGON

- **LAST GAME:** vs. Denver (12/3): 5 tackles (4 solo).
- Has forced two fumbles this season, both of which the Dolphins recovered.
- Tied for 10th in the AFC with 83 total tackles (57 solo) this season.
- Moved from middle linebacker to outside linebacker in 2017.

LB 59



CHASE ALLEN | 6-3 | 250 | SOUTHERN ILLINOIS

- **LAST GAME:** vs. Denver (12/3): 2 tackles (1 solo).
- First Dolphins rookie free agent to start season opener since 1970 (LB Doug Swift) and one of three to start season openers in NFL this year.
- Was a three-year starter at Southern Illinois (2013-16).

LB 94



LAWRENCE TIMMONS | 6-1 | 242 | FLORIDA STATE

- **LAST GAME:** vs. Denver (12/3): 6 tackles (3 solo), 1 PD.
- One of just three active players with at least 30 career sacks and 10 INTs.
- Recorded the 1,000th tackle of his career in Week 10 at Carolina.
- One Pro Bowl selection (2014).

CB 30



CORDREA TANKERSLEY | 6-1 | 196 | CLEMSON

- **LAST GAME:** vs. Denver (12/3): 2 assisted tackles.
- His 7 PD are the fourth-most by a rookie in team history.
- Deflected QB Matt Ryan's pass that resulted in game-ending interception by S Reshad Jones in Week 6 win at Atlanta.

CB 25



XAVIEN HOWARD | 6-1 | 198 | BAYLOR

- **LAST GAME:** vs. Denver (12/3): 1 solo tackle, 2 INTs, 5 PD and 1 TD.
- Recorded first two interceptions of his career last week.
- His 5 PD last week were tied for the most by an NFL player this season.
- Last week he became first Dolphins CB to record a pick-six since 2014.

S 20



RESHAD JONES | 6-1 | 223 | GEORGIA

- **LAST GAME:** vs. Denver (12/3): 4 tackles (3 solo).
- Is the only NFL player with 2 fumbles returned for touchdowns this season.
- Only safety in the NFL this year with at least 60 tackles, two INTs and three FRs.
- One Pro Bowl selection (2015).

S 22



T.J. McDONALD | 6-2 | 223 | USC

- **LAST GAME:** vs. Denver (12/3): 2 solo tackles, 1 INT and 1 PD.
- Made Dolphins debut in Week 9 at Carolina and led the team with 9 tackles (7 solo) in the game.
- Recorded his first Dolphins interception last week in the first quarter.

TERRENCE FEDE | 6-4 | 267

DE 78



- Recorded the second blocked punt of his career last week vs. Denver.
- Had 1 QBH last week vs. Denver.
- Recorded two tackles (one solo) in last meeting with New England.

CHARLES HARRIS | 6-3 | 250

DT 90



- Recorded his first career sack on critical third down in the fourth quarter of Week 5 win vs. Tennessee.
- Hit QB Tom Brady in last meeting with New England.
- First-round draft pick (22nd overall) out of Missouri.

DAVON GODCHAUX | 6-3 | 305


DE 56



- His 31 tackles (20 solo) are second-most this season among NFL rookie defensive linemen.
- Forced the first fumble of his career in Week 5 vs. Tennessee.
- Fifth-round pick (178th overall) in 2017.

MIKE HULL | 6-0 | 232


LB 45



- Started the first three games of the season.
- Totaled 19 tackles (12 solo) in his three starts, which led the team in that span.
- Tied for 3rd on team with 5 special teams tackles this year.

STEPHONE ANTHONY | 6-3 | 245


LB 44



- Saw his first defensive action for the Dolphins in Week 11 vs. Tampa Bay.
- Had five tackles (four solo) last week.
- Acquired from New Orleans for a 2018 fifth-round pick on Sept. 19, 2017.

ALTERRAUN VERNER | 5-10 | 187


CB 42



- Signed by the Dolphins on 7/25/17.
- Played in 122 career games with 70 starts for Tennessee (2010-13), Tampa Bay (2014-16) and Miami (2017).
- Selected to the Pro Bowl following the 2013 season.

BOBBY McCAIN | 5-11 | 192

CB 28



- Has two INTs this year, one off Tom Brady (Week 12) and the other off Josh McCown (Week 7) to set up game-winning field goal.
- Primarily a nickel/slot cornerback.
- Played in all 44 games of his NFL career with 16 starts.

MICHAEL THOMAS | 5-11 | 195

S 31



- Leads the NFL with 53 special teams tackles since 2014.
- Leads team with 10 special teams stops this season.
- Tied for the NFL lead with 19 special teams tackles in 2016.



2017 MIAMI DOLPHINS TRANSACTIONS (as of December 4, 2017)

DATE	POS.	PLAYER/COACH	TRANSACTION	DATE	POS.	PLAYER/COACH	TRANSACTION
January 10	LB	Lamin Barrow	Signed to futures contract	May 5	DE	Cameron Malveaux	Signed as Undrafted College Free Agent
January 10	CB	Daniel Davie	Signed to futures contract	May 5	DE	Praise Martin-Oguike	Signed as Undrafted College Free Agent
January 10	G/T	Jesse Davis	Signed to futures contract	May 5	CB	Torry McTyer	Signed as Undrafted College Free Agent
January 10	QB	Brandon Doughty	Signed to futures contract	May 5	WR	Drew Morgan	Signed as Undrafted College Free Agent
January 10	RB	Storm Johnson	Signed to futures contract	May 5	WR	Francis Owusu	Signed as Undrafted College Free Agent
January 10	LB	Deon Lacey	Signed to futures contract	May 5	DE	Joby Saint Fleur	Signed as Undrafted College Free Agent
January 10	DE	Arthur Miley	Signed to futures contract	May 5	RB	De'Veon Smith	Signed as Undrafted College Free Agent
January 10	TE	Chris Pantale	Signed to futures contract	May 5	T	Eric Smith	Signed as Undrafted College Free Agent
January 10	RB	Senorise Perry	Signed to futures contract	May 5	S	Maurice Smith	Signed as Undrafted College Free Agent
January 10	T	Terry Poole	Signed to futures contract	May 5	WR	Damore'ea Stringfellow	Signed as Undrafted College Free Agent
January 10	DE	Julius Warmlesley	Signed to futures contract	May 5	LB	Raekwon McMillan	Signed (D2, '17)
January 10	LB	Brandon Watts	Signed to futures contract	May 5	CB	Cordrea Tankersley	Signed (D3, '17)
January 12	DT	Lawrence Okoye	Signed to futures contract	May 5	G	Isaac Asiata	Signed (D5a, '17)
January 12		Matt Burke	Named Defensive Coordinator	May 5	DT	Vincent Taylor	Signed (D6, '17)
January 19		Darren Rizzi	Promoted to Associate Head Coach/Sp. Teams Coord.	May 5	WR	Isaiah Ford	Signed (D7, '17)
January 19		Chris Kuper	Promoted to Assistant Offensive Line Coach	May 11	RB	Damien Williams	Signed Restricted Free Agent Tender
January 19		Frank Bush	Named Assistant Head Coach/Linebackers Coach	May 16	DT	Davon Godchaux	Signed (D5b, '17)
February 10		Josh Grizzard	Named Offensive Quality Control	May 24	DE	Charles Harris	Signed (D1, '17)
February 10		Andre Carter	Named Assistant Defensive Line Coach	June 8	WR	Mitch Mathews	Signed as FA
February 10		Chris Foerster	Promoted to Run Game Coord./Offensive Line Coach	July 21	RB	De'Veon Smith	Placed on Active/Physically Unable to Perform List
February 16	DE	Mario Williams	Released	July 21	T	Eric Smith	Placed on Active/Physically Unable to Perform List
February 16	DT	Earl Mitchell	Released	July 25	CB	Alterraun Verner	Signed as FA
February 16	CB	Ifo Ekpre-Olomu	Waived	July 25	LB	Koa Misi	Placed on Reserve/Injured List
February 18	DE	Cameron Wake	Signed Contract Extension	July 27	WR	Rashawn Scott	Placed on Active/Physically Unable to Perform List
February 21	LS	Winston Chapman	Signed as FA	July 27	S	Reshad Jones	Placed on Active/Non-Football Injury List
March 8	CB	Lafayette Pitts	Placed Exclusive Rights Tender	July 27	T	Avery Young	Placed on Active/Non-Football Injury List
March 8	C/G	Anthony Steen	Placed Exclusive Rights Tender	July 27	RB	De'Veon Smith	Activated from Active/Physically Unable to Perform List
March 8	LB	Mike Hull	Placed Exclusive Rights Tender	July 27	T	Eric Smith	Activated from Active/Physically Unable to Perform List
March 8	TE	Thomas Duarte	Placed Exclusive Rights Tender	July 30	WR	Jordan Westerkamp	Signed as FA
March 8	WR	Kenny Stills	Re-Signed	July 30	LB	Lamin Barrow	Waived/Injured
March 9	LB	Kiko Alonso	Placed First Round Restricted Free Agent Tender	Aug. 2	S	Reshad Jones	Activated from Active/Non-Football Injury List
March 9	RB	Damien Williams	Placed Original Round Restricted Free Agents Tender	Aug. 4	T	Kwayde Miller	Signed as FA
March 9	S	Michael Thomas	Placed Original Round Restricted Free Agents Tender	Aug. 4	T	Avery Young	Activated from Active/Non-Football Injury List
March 9	DE	Nick Williams	Restructured Contract	Aug. 5	T	Terry Poole	Waived
March 9	TE	Julius Thomas	Acquired by Miami in Trade (Jax.)	Aug. 5	G	Isame Faciane	Signed as FA
March 9	T	Branden Albert	Traded (Jax.)	Aug. 7	QB	Jay Cutler	Signed as FA
March 9	TE	Anthony Fasano	Signed as UFA (Ten.)	Aug. 7	DE	Arthur Miley	Waived
March 9	S	Reshad Jones	Signed Contract Extension	Aug. 12	LB	Junior Sylvestre	Signed as FA
March 10	DE	Andre Branch	Re-Signed	Aug. 12	QB	Ryan Tannehill	Placed on Reserve/Injured List
March 10	LS	John Denney	Re-Signed	Aug. 15	WR	Trey Griffey	Signed as FA
March 10	S	Isa Abdul-Quddus	Waived/Failed Physical	Aug. 15	T	Sean Hickey	Signed as FA
March 10	LB	Lawrence Timmons	Signed as UFA (Pit.)	Aug. 15	WR	Rashad Lawrence	Signed as FA
March 10	S	Nate Allen	Signed as UFA (Oak.)	Aug. 15	T	Kwayde Miller	Waived
March 10	DE	William Hayes	Acquired by Miami in Trade (LAR)	Aug. 15	WR	Francis Owusu	Waived/Injured
March 10	C/G	Ted Larsen	Signed as UFA (Chi.)	Aug. 15	WR	Jordan Westerkamp	Waived/Injury Settlement
March 16	G/T	Jermon Bushrod	Re-Signed	Aug. 18	WR	Isaiah Ford	Waived/Injured
March 21	LB	Kiko Alonso	Signed Contract Extension	Aug. 18	WR	Francis Owusu	Waived/Injury Settlement
March 22	T	Avery Young	Signed as FA	Aug. 19	LB	Rey Maualuga	Signed as FA
March 22	CB	Daniel Davie	Waived/Non-Football Injury	Aug. 26	C/G	Kraig Urbik	Released/Injury Settlement
March 31	S	T.J. McDonald	Signed as UFA (LAR)	Sept. 2	S	T.J. McDonald	Signed contract extension
March 31	DE	Dion Jordan	Waived/Failed Physical	Sept. 2	CB	Tony Lippett	Placed on Reserve/Injured List
April 5	QB	David Fales	Signed as FA	Sept. 2	LB	Raekwon McMillan	Placed on Reserve/Injured List
April 13	TE	Thomas Duarte	Signed Exclusive Rights Tender	Sept. 2	S	T.J. McDonald	Placed on Reserve/Suspended List
April 13	CB	Lafayette Pitts	Signed Exclusive Rights Tender	Sept. 2	WR	Rashawn Scott	Placed on Reserve/Physically Unable to Perform List
April 17	LB	Mike Hull	Signed Exclusive Rights Tender	Sept. 2	DE	Nick Williams	Released
April 17	C/G	Anthony Steen	Signed Exclusive Rights Tender	Sept. 2	T	Sam Young	Released
April 17	S	Michael Thomas	Signed Restricted Free Agent Tender	Sept. 2	LB	Neville Hewitt	Waived/Injured
April 27	DE	Charles Harris	Selected in NFL draft - D1, '17	Sept. 2	LB	Brandon Watts	Waived/Injured
April 28	LB	Raekwon McMillan	Selected in NFL draft - D2, '17	Sept. 2	LS	Winston Chapman	Waived
April 28	CB	Cordrea Tankersley	Selected in NFL draft - D3, '17	Sept. 2	P	Matt Darr	Waived
April 29	G	Isaac Asiata	Selected in NFL draft - D5a, '17	Sept. 2	QB	Brandon Doughty	Waived
April 29	DT	Davon Godchaux	Selected in NFL draft - D5b, '17	Sept. 2	TE	Thomas Duarte	Waived
April 29	DT	Vincent Taylor	Selected in NFL draft - D6, '17	Sept. 2	G	Isame Faciane	Waived
April 29	WR	Isaiah Ford	Selected in NFL draft - D7, '17	Sept. 2	QB	David Fales	Waived
May 1	T	Ja'Wuan James	Team Exercises Fifth-Year Option	Sept. 2	WR	Trey Griffey	Waived
May 5	LB	Chase Allen	Signed as Undrafted College Free Agent	Sept. 2	S	A.J. Hendy	Waived
May 5	P	Matt Haack	Signed as Undrafted College Free Agent	Sept. 2	T	Sean Hickey	Waived
May 5	CB	Larry Hope	Signed as Undrafted College Free Agent	Sept. 2	CB	Larry Hope	Waived
May 5	WR	Malcolm Lewis	Signed as Undrafted College Free Agent	Sept. 2	RB	Storm Johnson	Waived



2017 MIAMI DOLPHINS TRANSACTIONS (as of December 4, 2017)

DATE	POS.	PLAYER/COACH	TRANSACTION
Sept. 2	LB	Deon Lacey	Waived
Sept. 2	WR	Rashad Lawrence	Waived
Sept. 2	WR	Malcolm Lewis	Waived
Sept. 2	CB	Jordan Lucas	Waived
Sept. 2	DE	Cameron Malveaux	Waived
Sept. 2	DE	Praise Martin-Oguike	Waived
Sept. 2	WR	Mitch Mathews	Waived
Sept. 2	WR	Drew Morgan	Waived
Sept. 2	DT	Lawrence Okoye	Waived
Sept. 2	TE	Chris Pantale	Waived
Sept. 2	CB	Lafayette Pitts	Waived
Sept. 2	DE	Joby Saint Fleur	Waived
Sept. 2	RB	De'Veon Smith	Waived
Sept. 2	WR	Damore'ea Stringellow	Waived
Sept. 2	LB	Junior Sylvestre	Waived
Sept. 2	DE	Julius Warmesley	Waived
Sept. 2	T	Avery Young	Waived
Sept. 3	K	Cody Parkey	Acquired from waivers (Cle.)
Sept. 3	LB	Justin March-Lillard	Acquired from waivers (K.C.)
Sept. 3	K	Andrew Franks	Waived
Sept. 3	LB	Trevor Reilly	Waived
Sept. 3	QB	Brandon Doughty	Signed to practice squad
Sept. 3	TE	Thomas Duarte	Signed to practice squad
Sept. 3	T	Sean Hickey	Signed to practice squad
Sept. 3	WR	Malcolm Lewis	Signed to practice squad
Sept. 3	CB	Jordan Lucas	Signed to practice squad
Sept. 3	DE	Cameron Malveaux	Signed to practice squad
Sept. 3	WR	Drew Morgan	Signed to practice squad
Sept. 3	RB	De'Veon Smith	Signed to practice squad
Sept. 4	C/G	Ted Larsen	Placed on Reserve/Injured List
Sept. 4	T	Sam Young	Signed as FA
Sept. 4	DT	Gabe Wright	Signed to practice squad
Sept. 4	LB	Trevor Reilly	Signed to practice squad
Sept. 19	LB	Lawrence Timmons	Placed on Reserve/Suspended by Club List
Sept. 19	LB	Stephone Anthony	Acquired by Miami in Trade (NO)
Sept. 26	LB	Lawrence Timmons	Reinstated
Sept. 26	LB	Justin March-Lillard	Waived
Oct. 3	T	Eric Smith	Placed on Reserve/Injured List
Oct. 3	CB/S	Jordan Lucas	Signed to active roster from practice squad
Oct. 3	WR	Kolby Listenbee	Signed to practice squad
Oct. 9		Chris Foerster	Resigned
Oct. 9	LB	Neville Hewitt	Signed to practice squad
Oct. 9	LB	Trevor Reilly	Released from practice squad
Oct. 11		Dave DeGuglielmo	Named Senior Offensive Assistant
Oct. 24	CB	Byron Maxwell	Released
Oct. 24	QB	David Fales	Signed as FA
Oct. 31	RB	Jay Ajayi	Traded to Philadelphia
Oct. 31	WR	Rashawn Scott	Activated off Reserve/Physically Unable to Perform List
Oct. 31	S	Nate Allen	Placed on Reserve/Injured List
Oct. 31	C/G	Anthony Steen	Placed on Reserve/Injured List
Nov. 4	C/G	Ted Larsen	Activated off Reserve/Injured List
Nov. 8	T	Zach Sterup	Signed off Cleveland's practice squad
Nov. 11	S	T.J. McDonald	Activated from Reserve/Suspended by Commissioner List
Nov. 11	T	Ja'Wuan James	Placed on Reserve/Injured List
Nov. 18	RB	De'Veon Smith	Signed to active roster from practice squad
Nov. 18	LB	Rey Maualuga	Waived
Nov. 20	RB	De'Veon Smith	Waived
Nov. 22	LB	Neville Hewitt	Signed to active roster from practice squad
Nov. 22	RB	De'Veon Smith	Signed to practice squad
Nov. 28	DE	William Hayes	Placed on Reserve/Injured List
Nov. 29	RB	De'Veon Smith	Signed to active roster from practice squad
Nov. 29	RB	Brandon Radcliff	Signed to practice squad
Nov. 29	TE	A.J. Derby	Acquired from waivers (Den.)
Nov. 29	WR	Rashawn Scott	Waived
Nov. 30	WR	Rashawn Scott	Signed to practice squad
Dec. 2	DE	Cameron Malveaux	Signed to active roster from practice squad
Dec. 2	S	Maurice Smith	Placed on Reserve/Non-Football Illness List
Dec. 3	WR	Kolby Listenbee	Released from practice squad



2017 MIAMI DOLPHINS NUMERICAL ROSTER

(as of December 4, 2017 - visit Dolphins.com for most up-to-date roster)

No.	Name	Pos.	Ht.	Wt.	Birthdate	Exp.	College	Hometown	How Acq.	Date Placed
1	Cody Parkey	K	6-0	190	2/19/92	3	Auburn '14	Jupiter, Fla.	Wai., '17 (Cle.)	
6	Jay Cutler	QB	6-3	231	4/29/83	12	Vanderbilt '06	Santa Claus, Ind.	FA, '17	
8	Matt Moore	QB	6-3	219	8/9/84	11	Oregon State '07	Newhall, Calif.	UFA, '11 (Car.)	
9	David Fales	QB	6-2	213	10/4/90	3	San Jose State '14	Salinas, Calif.	FA, '17	
10	Kenny Stills	WR	6-1	196	4/22/92	5	Oklahoma '13	Carlsbad, Calif.	T, '15 (N.O.)	
11	DeVante Parker	WR	6-3	212	1/20/93	3	Louisville '15	Louisville, Ky.	D1, '15	
14	Jarvis Landry	WR	5-11	208	11/28/92	4	LSU '14	Lutcher, La.	D2, '14	
16	Matt Haack	P	6-0	205	7/25/94	R	Arizona State '17	West Des Moines, Iowa	FA, '17	
19	Jakeem Grant	WR	5-7	169	10/30/92	2	Texas Tech '16	Mesquite, Texas	D6a, '16	
20	Reshad Jones	S	6-1	223	2/25/88	8	Georgia '10	Atlanta, Ga.	D5b, '10	
21	Jordan Lucas	CB/S	6-0	202	8/2/93	2	Penn State '16	New Rochelle, N.Y.	D6b, '16	
22	T.J. McDonald	S	6-2	223	1/26/91	5	USC '13	Fresno, Calif.	UFA, '17 (LAR)	
25	Xavien Howard	CB	6-1	196	7/4/93	2	Baylor '16	Houston, Texas	D2, '16	
26	Damien Williams	RB	5-11	224	4/3/92	4	Oklahoma '14	San Diego, Calif.	FA, '14	
28	Bobby McCain	CB	5-11	192	8/18/93	3	Memphis '15	Oxford, Ala.	D5a, '15	
30	Cordrea Tankersley	CB	6-1	196	11/19/93	R	Clemson '17	Beech Island, S.C.	D3, '17	
31	Michael Thomas	S	5-11	195	3/17/90	5	Stanford '12	Houston, Texas	FA, '13	
32	Kenyan Drake	RB	6-1	211	1/26/94	2	Alabama '16	Powder Springs, Ga.	D3a, '16	
33	Torry McTyer	CB	5-11	184	4/10/95	R	UNLV '17	Los Angeles, Calif.	FA, '17	
34	Seniorise Perry	RB	6-0	210	9/19/91	3	Louisville '14	Summerville, Ga.	FA, '16	
35	Walt Aikens	CB/S	6-1	212	6/19/91	4	Liberty '14	Charlotte, N.C.	D4, '14	
38	De'Veon Smith	RB	5-11	221	11/8/94	R	Michigan '17	Warren, Ohio	FA, '17	
42	Alterraun Verner	CB	5-10	187	12/13/88	8	UCLA '10	Orange, Calif.	FA, '17	
44	Stephone Anthony	LB	6-3	245	7/28/92	3	Clemson '15	Polkton, N.C.	T, '17 (NO)	
45	Mike Hull	LB	6-0	232	5/25/91	2	Penn State '15	Cononsburg, Pa.	FA, '15	
46	Neville Hewitt	LB	6-2	234	4/6/93	3	Marshall '15	Conyers, Ga.	FA, '15	
47	Kiko Alonso	LB	6-3	233	8/14/90	5	Oregon '13	Los Gatos, Calif.	T, '16 (Phi.)	
48	MarQueis Gray	TE	6-4	263	11/7/89	5	Minnesota '13	Indianapolis, Ind.	FA, '16	
50	Andre Branch	DE	6-5	263	7/14/89	6	Clemson '12	Richmond, Va.	UFA, '16 (Jax.)	
51	Mike Pouncey	C	6-5	298	7/24/89	7	Florida '11	Lakeland, Fla.	D1, '11	
56	Davon Godchaux	DT	6-3	305	11/11/94	R	LSU '17	Plaquemine, La.	D5b, '17	
59	Chase Allen	LB	6-3	250	8/29/93	R	Southern Illinois '17	Belleville, Ill.	FA, '17	
62	Ted Larsen	C/G	6-3	320	6/13/87	8	NC State '10	Palm Harbor, Fla.	UFA, '17 (Chi.)	
64	Jake Brendel	C	6-4	299	9/10/92	2	UCLA '16	Plano, Texas	FA, '16	
67	Laremy Tunsil	T	6-5	318	8/2/94	2	Mississippi '16	Lake City, Fla.	D1, '16	
68	Isaac Asiata	G	6-3	341	12/29/92	R	Utah '17	Spanish Fork, Utah	D5a, '17	
71	Zach Sterup	T	6-9	318	5/14/92	1	Nebraska '15	Hastings, Neb.	FA, '17	
74	Jermon Bushrod	G/T	6-5	318	8/19/84	11	Towson '07	King George, Va.	FA, '16	
75	Cameron Malveaux	DE	6-5	276	8/22/94	R	Houston '17	Beaumont, Texas	FA, '17	
77	Jesse Davis	G/T	6-6	321	9/15/91	1	Idaho '16	Asotin, Wash.	FA, '17	
78	Terrence Fede	DE	6-4	267	11/19/91	4	Marist '14	Nyack, N.Y.	D7, '14	
79	Sam Young	T	6-8	306	6/24/87	8	Notre Dame '10	Coral Springs, Fla.	UFA, '16 (Jax.)	
80	Anthony Fasano	TE	6-4	258	4/20/84	12	Notre Dame '06	Verona, N.J.	UFA, '17 (Ten.)	
85	A.J. Derby	TE	6-5	255	9/20/91	4	Arkansas '15	Iowa City, Iowa	Wai., '17 (Den.)	
88	Leonte Carroo	WR	6-1	215	1/24/94	2	Rutgers '16	Edison, N.J.	D3b, '16	
89	Julius Thomas	TE	6-5	262	6/27/88	7	Portland State '11	Stockton Calif.	T, '17 (Jax.)	
90	Charles Harris	DE	6-3	250	3/6/95	R	Missouri '17	Kansas City, Mo.	D1, '17	
91	Cameron Wake	DE	6-3	263	1/30/82	9	Penn State '05	Hyattsville, Md.	FA, '09	
92	John Denney	LS	6-5	242	12/13/78	13	Brigham Young '05	Thornton, Colo.	FA, '05	
93	Ndamukong Suh	DT	6-4	305	1/6/87	8	Nebraska '10	Portland, Ore.	UFA, '15 (Det.)	
94	Lawrence Timmons	LB	6-1	242	5/14/86	11	Florida State '07	Florence, S.C.	UFA, '17 (Pit.)	
96	Vincent Taylor	DT	6-3	296	1/5/94	R	Oklahoma State '17	San Antonio, Texas	D6, '17	
97	Jordan Phillips	DT	6-6	333	9/21/92	3	Oklahoma '15	Wichita, Kan.	D2, '15	
RESERVE/INJURED										
15	Isaiah Ford	WR	6-2	195	2/9/96	R	Virginia Tech '17	Jacksonville, Fla.	D7, '17	8/19/17
17	Ryan Tannehill	QB	6-4	216	7/27/88	6	Texas A&M '12	Big Spring, Texas	D1, '12	8/12/17
29	Nate Allen	S	6-1	214	11/30/87	8	South Florida '10	Cape Coral, Fla.	UFA, '17 (Oak.)	10/31/17
36	Tony Lippett	CB	6-3	192	7/2/92	3	Michigan State '15	Detroit, Mich.	D5d, '15	9/2/17
49	Lamin Barrow	LB	6-2	235	11/29/90	4	LSU '14	Marrero, La.	FA, '17	7/31/17
52	Raekwon McMillan	LB	6-2	248	11/17/95	R	Ohio State '17	Hinesville, Ga.	D2, '17	9/2/17
55	Koa Misi	LB	6-3	265	1/17/87	8	Utah '10	Santa Rosa, Calif.	D2, '10	7/25/17
65	Anthony Steen	C/G	6-4	320	5/9/90	2	Alabama '14	Clarksdale, Miss.	FA, '16	10/31/17
70	Ja'Wuan James	T	6-6	307	6/3/92	4	Tennessee '14	Suwanee, Ga.	D1, '14	11/11/17
72	Eric Smith	T	6-4	321	9/2/95	R	Virginia '17	Decatur, Ga.	FA, '17	10/3/17
95	William Hayes	DE	6-3	278	5/2/85	10	Winston-Salem St. '08	High Point, N.C.	T, '17 (LAR)	11/28/17
RESERVE/NON-FOOTBALL ILLNESS										
27	Maurice Smith	S	6-0	197	6/14/95	R	Georgia '17	Sugar Land, Texas	FA, '17	12/2/17
PRACTICE SQUAD										
7	Brandon Doughty	QB	6-3	212	10/6/91	1	Western Kentucky '16	Davie, Fla.	D7a, '16	
18	Malcolm Lewis	WR	5-10	194	10/27/93	R	Miami (FL) '17	Miramar, Fla.	FA, '17	
37	Brandon Radcliff	RB	5-9	206	3/18/93	R	Louisville '17	Miami, Fla.	FA, '17	
63	Sean Hickey	T	6-6	306	9/29/91	1	Syracuse '15	Murrysville, Pa.	FA, '17	
81	Drew Morgan	WR	6-0	187	12/2/94	R	Arkansas '17	Greenwood, Ark.	FA, '17	
83	Thomas Duarte	TE	6-2	244	3/30/95	2	UCLA '16	Fullerton, Calif.	D7b, '16	
87	Rashawn Scott	WR	6-0	199	1/29/92	2	Miami (FL) '16	Melbourne, Fla.	FA, '16	
98	Gabe Wright	DT	6-3	305	4/3/92	3	Auburn '15	Columbus, Ga.	FA, '17	



2017 MIAMI DOLPHINS ALPHABETICAL ROSTER

(as of December 4, 2017 - visit Dolphins.com for most up-to-date roster)

No.	Name	Pos.	Ht.	Wt.	Birthdate	Exp.	College	Hometown	How Acq.	Date Placed
35	Aikens, Walt	CB/S	6-1	212	6/19/91	4	Liberty '14	Charlotte, N.C.	D4, '14	
59	Allen, Chase	LB	6-3	250	8/29/93	R	Southern Illinois '17	Belleville, Ill.	FA, '17	
47	Alonso, Kiko	LB	6-3	233	8/14/90	5	Oregon '13	Los Gatos, Calif.	T, '16 (Phi.)	
44	Anthony, Stephone	LB	6-3	245	7/28/92	3	Clemson '15	Polkton, N.C.	T, '17 (NO)	
68	Asiata, Isaac	G	6-3	341	12/29/92	R	Utah '17	Spanish Fork, Utah	DSa, '17	
50	Branch, Andre	DE	6-5	263	7/14/89	6	Clemson '12	Richmond, Va.	UFA, '16 (Jax.)	
64	Brendel, Jake	C	6-4	299	9/10/92	2	UCLA '16	Plano, Texas	FA, '16	
74	Bushrod, Jermon	G/T	6-5	318	8/19/84	11	Towson '07	King George, Va.	FA, '16	
88	Carroo, Leonte	WR	6-1	215	1/24/94	2	Rutgers '16	Edison, N.J.	D3b, '16	
6	Cutler, Jay	QB	6-3	231	4/29/83	12	Vanderbilt '06	Santa Claus, Ind.	FA, '17	
77	Davis, Jesse	G/T	6-6	321	9/15/91	1	Idaho '16	Asotin, Wash.	FA, '17	
92	Denney, John	LS	6-5	242	12/13/78	13	Brigham Young '05	Thornton, Colo.	FA, '05	
85	Derby, A.J.	TE	6-5	255	9/20/91	4	Arkansas '15	Iowa City, Iowa	Wai., '17 (Den.)	
32	Drake, Kenyan	RB	6-1	211	1/26/94	2	Alabama '16	Powder Springs, Ga.	D3a, '16	
9	Fales, David	QB	6-2	213	10/4/90	3	San Jose State '14	Salinas, Calif.	FA, '17	
80	Fasano, Anthony	TE	6-4	258	4/20/84	12	Notre Dame '06	Verona, N.J.	UFA, '17 (Ten.)	
78	Fede, Terrence	DE	6-4	267	11/19/91	4	Marist '14	Nyack, N.Y.	D7, '14	
56	Godchaux, Davon	DT	6-3	305	11/11/94	R	LSU '17	Plaquemine, La.	D5b, '17	
19	Grant, Jakeem	WR	5-7	169	10/30/92	2	Texas Tech '16	Mesquite, Texas	D6a, '16	
48	Gray, MarQueis	TE	6-4	263	11/7/89	5	Minnesota '13	Indianapolis, Ind.	FA, '16	
16	Haack, Matt	P	6-0	205	7/25/94	R	Arizona State '17	West Des Moines, Iowa	FA, '17	
90	Harris, Charles	DE	6-3	250	3/6/95	R	Missouri '17	Kansas City, Mo.	D1, '17	
46	Hewitt, Neville	LB	6-2	234	4/6/93	3	Marshall '15	Conyers, Ga.	FA, '15	
25	Howard, Xavien	CB	6-1	196	7/4/93	2	Baylor '16	Houston, Texas	D2, '16	
45	Hull, Mike	LB	6-0	232	5/25/91	2	Penn State '15	Cononsburg, Pa.	FA, '15	
20	Jones, Reshad	S	6-1	223	2/25/88	8	Georgia '10	Atlanta, Ga.	D5b, '10	
14	Landry, Jarvis	WR	5-11	208	11/28/92	4	LSU '14	Lutcher, La.	D2, '14	
62	Larsen, Ted	C/G	6-3	320	6/13/87	8	NC State '10	Palm Harbor, Fla.	UFA, '17 (Chi.)	
21	Lucas, Jordan	CB/S	6-0	202	8/2/93	2	Penn State '16	New Rochelle, N.Y.	D6b, '16	
75	Malveaux, Cameron	DE	6-5	276	8/22/94	R	Houston '17	Beaumont, Texas	FA, '17	
28	McCain, Bobby	CB	5-11	192	8/18/93	3	Memphis '15	Oxford, Ala.	D5a, '15	
22	McDonald, T.J.	S	6-2	223	1/26/91	5	USC '13	Fresno, Calif.	UFA, '17 (LAR)	
33	McTyer, Torry	CB	5-11	184	4/10/95	R	UNLV '17	Los Angeles, Calif.	FA, '17	
8	Moore, Matt	QB	6-3	219	8/9/84	11	Oregon State '07	Newhall, Calif.	UFA, '11 (Car.)	
11	Parker, DeVante	WR	6-3	212	1/20/93	3	Louisville '15	Louisville, Ky.	D1, '15	
1	Parkey, Cody	K	6-0	190	2/19/92	3	Auburn '14	Jupiter, Fla.	Wai., '17 (Cle.)	
34	Perry, Senorise	RB	6-0	210	9/19/91	3	Louisville '14	Summerville, Ga.	FA, '16	
97	Phillips, Jordan	DT	6-6	333	9/21/92	3	Oklahoma '15	Wichita, Kan.	D2, '15	
51	Pouncey, Mike	C	6-5	298	7/24/89	7	Florida '11	Lakeland, Fla.	D1, '11	
38	Smith, De'Veon	RB	5-11	221	11/8/94	R	Michigan '17	Warren, Ohio	FA, '17	
71	Sterup, Zach	T	6-9	318	5/14/92	1	Nebraska '15	Hastings, Neb.	FA, '17	
10	Stills, Kenny	WR	6-1	196	4/22/92	5	Oklahoma '13	Carlsbad, Calif.	T, '15 (N.O.)	
93	Suh, Ndamukong	DT	6-4	305	1/6/87	8	Nebraska '10	Portland, Ore.	UFA, '15 (Det.)	
30	Tankersley, Cordrea	CB	6-1	196	11/19/93	R	Clemson '17	Beech Island, S.C.	D3, '17	
96	Taylor, Vincent	DT	6-3	296	1/5/94	R	Oklahoma State '17	San Antonio, Texas	D6, '17	
89	Thomas, Julius	TE	6-5	262	6/27/88	7	Portland State '11	Stockton Calif.	T, '17 (Jax.)	
31	Thomas, Michael	S	5-11	195	3/17/90	5	Stanford '12	Houston, Texas	FA, '13	
94	Timmons, Lawrence	LB	6-1	242	5/14/86	11	Florida State '07	Florence, S.C.	UFA, '17 (Pit.)	
67	Tunslil, Laremy	T	6-5	318	8/2/94	2	Mississippi '16	Lake City, Fla.	D1, '16	
42	Verner, Alterraun	CB	5-10	187	12/13/88	8	UCLA '10	Orange, Calif.	FA, '17	
91	Wake, Cameron	DE	6-3	263	1/30/82	9	Penn State '05	Hyattsville, Md.	FA, '09	
26	Williams, Damien	RB	5-11	224	4/3/92	4	Oklahoma '14	San Diego, Calif.	FA, '14	
79	Young, Sam	T	6-8	306	6/24/87	8	Notre Dame '10	Coral Springs, Fla.	UFA, '16 (Jax.)	
RESERVE/INJURED										
29	Allen, Nate	S	6-1	214	11/30/87	8	South Florida '10	Cape Coral, Fla.	UFA, '17 (Oak.)	10/31/17
49	Barrow, Lamin	LB	6-2	235	11/29/90	4	LSU '14	Marrero, La.	FA, '17	7/31/17
15	Ford, Isaiah	WR	6-2	195	2/9/96	R	Virginia Tech '17	Jacksonville, Fla.	D7, '17	8/19/17
95	Hayes, William	DE	6-3	278	5/2/85	10	Winston-Salem St. '08	High Point, N.C.	T, '17 (LAR)	11/28/17
70	James, Ja'Wuan	T	6-6	307	6/3/92	4	Tennessee '14	Suwanee, Ga.	D1, '14	11/11/17
36	Lippett, Tony	CB	6-3	192	7/2/92	3	Michigan State '15	Detroit, Mich.	D5d, '15	9/2/17
52	McMillan, Raekwon	LB	6-2	248	11/17/95	R	Ohio State '17	Hinesville, Ga.	D2, '17	9/2/17
55	Misi, Koa	LB	6-3	265	1/17/87	8	Utah '10	Santa Rosa, Calif.	D2, '10	7/25/17
72	Smith, Eric	T	6-4	321	9/2/95	R	Virginia '17	Decatur, Ga.	FA, '17	10/3/17
65	Steen, Anthony	C/G	6-4	320	5/9/90	2	Alabama '14	Clarksdale, Miss.	FA, '16	10/31/17
17	Tannehill, Ryan	QB	6-4	216	7/27/88	6	Texas A&M '12	Big Spring, Texas	D1, '12	8/12/17
RESERVE/NON-FOOTBALL ILLNESS										
27	Smith, Maurice	S	6-0	197	6/14/95	R	Georgia '17	Sugar Land, Texas	FA, '17	12/2/17
PRACTICE SQUAD										
7	Doughty, Brandon	QB	6-3	212	10/6/91	1	Western Kentucky '16	Davie, Fla.	D7a, '16	
83	Duarte, Thomas	TE	6-2	244	3/30/95	2	UCLA '16	Fullerton, Calif.	D7b, '16	
63	Hickey, Sean	T	6-6	306	9/29/91	1	Syracuse '15	Murrysville, Pa.	FA, '17	
18	Lewis, Malcolm	WR	5-10	194	10/27/93	R	Miami (FL) '17	Miramar, Fla.	FA, '17	
81	Morgan, Drew	WR	6-0	187	12/2/94	R	Arkansas '17	Greenwood, Ark.	FA, '17	
37	Raddliff, Brandon	RB	5-9	206	3/18/93	R	Louisville '17	Miami, Fla.	FA, '17	
87	Scott, Rashawn	WR	6-0	199	1/29/92	2	Miami (FL) '16	Melbourne, Fla.	FA, '16	
98	Wright, Gabe	DT	6-3	305	4/3/92	3	Auburn '15	Columbus, Ga.	FA, '17	



2017 MIAMI DOLPHINS POSITIONAL ROSTER / PRONUNCIATIONS (as of Dec. 4, 2017)

OFFENSE (25)

QUARTERBACKS (3)							
NO	NAME	POS	HT	WT	DOB	EXP	COLLEGE
6	Cutler, Jay	QB	6-3	231	4/29/83	12	Vanderbilt '06
8	Moore, Matt	QB	6-3	219	8/9/84	11	Oregon State '07
9	Fales, David	QB	6-2	213	10/4/90	3	San Jose State '14

RUNNING BACKS (4)							
NO	NAME	POS	HT	WT	DOB	EXP	COLLEGE
26	Williams, Damien	RB	5-11	224	4/3/92	4	Oklahoma '14
32	Drake, Kenyan	RB	6-1	211	1/26/94	2	Alabama '16
34	Perry, Seniorise	RB	6-0	210	9/19/91	3	Louisville '14
38	Smith, De'Veon	RB	5-11	221	11/8/94	R	Michigan '17

WIDE RECEIVERS (5)							
NO	NAME	POS	HT	WT	DOB	EXP	COLLEGE
10	Stills, Kenny	WR	6-1	196	4/22/92	5	Oklahoma '13
11	Parker, DeVante	WR	6-3	212	1/20/93	3	Louisville '15
14	Landry, Jarvis	WR	5-11	208	11/28/92	4	LSU '14
19	Grant, Jakeem	WR	5-7	169	10/30/92	2	Texas Tech '16
88	Carroo, Leonte	WR	6-1	215	1/24/94	2	Rutgers '16

TIGHT ENDS (4)							
NO	NAME	POS	HT	WT	DOB	EXP	COLLEGE
48	Gray, MarQueis	TE	6-4	263	11/7/89	5	Minnesota '13
80	Fasano, Anthony	TE	6-4	258	4/20/84	12	Notre Dame '06
85	Derby, A.J.	TE	6-5	255	9/20/91	4	Arkansas '15
89	Thomas, Julius	TE	6-5	262	6/27/88	7	Portland State '11

OFFENSIVE LINEMEN (9)							
NO	NAME	POS	HT	WT	DOB	EXP	COLLEGE
51	Pouncey, Mike	C	6-5	298	7/24/89	7	Florida '11
62	Larsen, Ted	C/G	6-3	320	6/13/87	8	NC State '10
64	Brendel, Jake	C	6-4	299	9/10/92	2	UCLA '16
67	Tunsil, Laremy	T	6-5	318	8/2/94	2	Mississippi '16
68	Asiata, Isaac	G	6-3	341	12/29/92	R	Utah '17
71	Sterup, Zach	T	6-9	318	5/14/92	1	Nebraska '15
74	Bushrod, Jermon	G/T	6-5	318	8/19/84	11	Towson '07
77	Davis, Jesse	G/T	6-6	321	9/15/91	1	Idaho '16
79	Young, Sam	T	6-8	306	6/24/87	8	Notre Dame '10

RESERVE/INJURED (11)

NO	NAME	POS	HT	WT	DOB	EXP	COLLEGE
15	Ford, Isaiah	WR	6-2	195	2/9/96	R	Virginia Tech '17
17	Tannehill, Ryan	QB	6-4	216	7/27/88	6	Texas A&M '12
29	Allen, Nate	S	6-1	214	11/30/87	8	South Florida '10
36	Lippett, Tony	CB	6-3	192	7/2/92	3	Michigan State '15
49	Barrow, Lamin	LB	6-2	235	11/29/90	4	LSU '14
52	McMillan, Raekwon	LB	6-2	248	11/17/95	R	Ohio State '17
55	Misi, Koa	LB	6-3	265	1/17/87	8	Utah '10
65	Steen, Anthony	C/G	6-4	320	5/9/90	2	Alabama '14
70	James, Ja'Wuan	T	6-6	307	6/3/92	4	Tennessee '14
72	Smith, Eric	T	6-4	321	9/2/95	R	Virginia '17
95	Hayes, William	DE	6-3	278	5/2/85	10	Winston-Salem St. '08

RESERVE/NON-FOOTBALL ILLNESS (1)

NO	NAME	POS	HT	WT	DOB	EXP	COLLEGE
27	Smith, Maurice	S	6-0	197	6/14/95	R	Georgia '17

DEFENSE (25)

DEFENSIVE LINEMEN (9)							
NO	NAME	POS	HT	WT	DOB	EXP	COLLEGE
50	Branch, Andre	DE	6-5	263	7/14/89	6	Clemson '12
56	Godchaux, Davon	DT	6-3	305	11/11/94	R	LSU '17
75	Malveaux, Cameron	DE	6-5	276	8/22/94	R	Houston '17
78	Fede, Terrence	DE	6-4	267	11/19/91	4	Marist '14
90	Harris, Charles	DE	6-3	250	3/6/95	R	Missouri '17
91	Wake, Cameron	DE	6-3	263	1/30/82	9	Penn State '05
93	Suh, Ndamukong	DT	6-4	305	1/6/87	8	Nebraska '10
96	Taylor, Vincent	DT	6-3	296	1/5/94	R	Oklahoma State '17
97	Phillips, Jordan	DT	6-6	333	9/21/92	3	Oklahoma '15

LINEBACKERS (6)							
NO	NAME	POS	HT	WT	DOB	EXP	COLLEGE
44	Anthony, Stephone	LB	6-3	245	7/28/92	3	Clemson '15
45	Hull, Mike	LB	6-0	232	5/25/91	2	Penn State '15
46	Hewitt, Neville	LB	6-2	234	4/6/93	3	Marshall '15
47	Alonso, Kiko	LB	6-3	233	8/14/90	5	Oregon '13
59	Allen, Chase	LB	6-3	250	8/29/93	R	Southern Illinois '17
94	Timmons, Lawrence	LB	6-1	242	5/14/86	11	Florida State '07

DEFENSIVE BACKS (10)							
NO	NAME	POS	HT	WT	DOB	EXP	COLLEGE
20	Jones, Reshad	S	6-1	223	2/25/88	8	Georgia '10
21	Lucas, Jordan	CB/S	6-0	202	8/2/93	2	Penn State '16
22	McDonald, T.J.	S	6-2	223	1/26/91	5	USC '13
25	Howard, Xavien	CB	6-1	196	7/4/93	2	Baylor '16
28	McCain, Bobby	CB	5-11	192	8/18/93	3	Memphis '15
30	Tankersley, Cordrea	CB	6-1	196	11/19/93	R	Clemson '17
31	Thomas, Michael	S	5-11	195	3/17/90	5	Stanford '12
33	McTyer, Torry	CB	5-11	184	4/10/95	R	UNLV '17
35	Aikens, Walt	CB/S	6-1	212	6/19/91	4	Liberty '14
42	Verner, Alterraun	CB	5-10	187	12/13/88	8	UCLA '10

SPECIALISTS (3)

NO	NAME	POS	HT	WT	DOB	EXP	COLLEGE
1	Parkey, Cody	K	6-0	190	2/19/92	3	Auburn '17
16	Haack, Matt	P	6-0	205	7/25/94	R	Arizona State '14
92	Denney, John	LS	6-5	242	12/13/78	13	Brigham Young '05

PRACTICE SQUAD (10)

NO	NAME	POS	HT	WT	DOB	EXP	COLLEGE
7	Doughty, Brandon	QB	6-3	212	10/6/91	1	Western Kentucky '16
18	Lewis, Malcolm	WR	5-10	194	10/27/93	R	Miami (FL) '17
37	Radcliff, Brandon	RB	5-9	206	3/18/93	R	Louisville '17
63	Hickey, Sean	T	6-6	306	9/29/91	1	Syracuse '15
81	Morgan, Drew	WR	6-0	187	12/2/94	R	Arkansas '17
83	Duarte, Thomas	TE	6-2	244	3/30/95	2	UCLA '16
87	Scott, Rashawn	WR	6-0	199	1/29/92	2	Miami (FL) '16
98	Wright, Gabe	DT	6-3	305	4/3/92	3	Auburn '15
	Rivers III, David	CB	6-0	185	7/23/94	R	Youngstown State '17
	Woodard, Jonathan	DE	6-6	271	9/19/93	1	Central Arkansas '16

PRONUNCIATION GUIDE

PLAYER	PHONETICALLY	PLAYER	PHONETICALLY	COACH/STAFF	PHONETICALLY
LB Stephone Anthony	steh-FAHN	CB Xavien Howard	EX-ay-vee-n	Lou Anarumo	aann-UH-room-OH
G Isaac Asiata	Ah-see-ah-ta	DE Cameron Malveaux	Mal-VOH	Joe Ciminio	Chu-MEAN-oh
G/T Jermon Bushrod	JURR-mahn	RB Seniorise Perry	Suh-norris	Dave DeGuglielmo	day-GHOUL-yell-mo
WR Leonte Carroo	LEON-tay Cuh-ROO	C Mike Pouncey	POUNCE-ee	Josh Grizzard	Grizz-ARD
QB David Fales	Rhymes with NAILS	T Zach Sterup	STIR-up	Naohisa Inoue	Now-HE-Sa, 'IN-ew-way
DE Terrence Fede	Fuh-DAY	DT Ndamukong Suh	En-dom-ah-ken Soo	Daronte Jones	DUH-rawn-tay
DT Davon Godchaux	Duh-VAHN GOD-chaw	CB Cordrea Tankersley	cohr-DRAY	Chris Kuper	KOO-pehr
TE MarQueis Gray	Mar-KWEES	G/T Laremy Tunsil	LAIR-uh-mee TUHN-suhl	Marwan Maalouf	mah-LOOF
P Matt Haack	HAWK	CB Alterraun Verner	AL-ter-on	Dave Puloka	Puh-LOH-kuh



2017 MIAMI DOLPHINS - HOW THEY WERE ACQUIRED (as of December 4, 2017)

	DRAFT (19)	TRADES (4)	WAIVERS (2)	FREE AGENTS (28)
2005				LS John Denney
2009				DE Cameron Wake
2010	S Reshad Jones (5b)			
2011	C Mike Pouncey (1)			QB Matt Moore (Car.)
2012				
2013				S Michael Thomas
2014	WR Jarvis Landry (2) CB/S Walt Aikens (4) DE Terrence Fede (7)			RB Damien Williams
2015	WR DeVante Parker (1) DT Jordan Phillips (2) CB Bobby McCain (5a)	WR Kenny Stills (N.O.)		LB Neville Hewitt LB Mike Hull DT Ndamukong Suh (Det.)
2016	T Laremy Tunsil (1) CB Xavien Howard (2) RB Kenyan Drake (3a) WR Leonte Carroo (3b) WR Jakeem Grant (6a) CB/S Jordan Lucas (6b)	LB Kiko Alonso (Phi.)		DE Andre Branch (Jax.) C Jake Brendel G/T Jermon Bushrod TE MarQueis Gray RB Senorise Perry T Sam Young
2017	DE Charles Harris (1) CB Cordrea Tankersley (3) G Isaac Asiata (5a) DT Davon Godchaux (5b) DT Vincent Taylor (6)	LB Stephone Anthony (NO) TE Julius Thomas (Jax.)	TE A.J. Derby (Den.) K Cody Parkey (Cle.)	LB Chase Allen QB Jay Cutler G/T Jesse Davis QB David Fales TE Anthony Fasano (Ten.) P Matt Haack C/G Ted Larsen (Chi.) DE Cameron Malveaux S T.J. McDonald (LAR) CB Torry McTyer RB De'Veon Smith T Zach Sterup LB Lawrence Timmons (Pit.) CB Alterraun Verner



2017 GAME RECAPS

WEEK 2

SEPT. 17, 2017 | CARSON, CALIF.
STUBHUB CENTER
ATTENDANCE: 25,381 | TV: CBS

SCORING SUMMARY

MIAMI 19

L.A. CHARGERS 17

	1	2	3	4	F
Miami	3	0	10	6	19
L.A. Chargers	0	10	7	0	17

In their long-awaited season debut, the Dolphins pulled off a remarkable fourth-quarter victory.

Cody Parkey's fourth field goal of the game, a 54-yarder with 1:05 remaining, gave the Dolphins a 19-17 victory against the Los Angeles Chargers at StubHub Center. Parkey, claimed off waivers from Cleveland on Sept. 3, improved to 6-for-6 in his career on field goals of 50 yards or longer.

The Dolphins clinched the victory on defense when Younghoe Koo missed a 44-yard field goal attempt with five seconds left.

Parkey's winning kick capped a 15-yard scoring drive after the Dolphins defense made a stop and Jakeem Grant had a 14-yard punt return. Jay Ajayi, who picked up where he left off last season by rushing for over 100 yards, started the drive with a 10-yard run.

Parkey earlier kicked field goals of 30, 28 and 35 yards, and Jay Cutler threw a 29-yard touchdown pass to Kenny Stills in his first game in a Dolphins uniform.

Antonio Gates for the Chargers on a 17-yard touchdown pass, which helped him set an NFL record for tight ends with his 112th career touchdown. Melvin Gordon scored on a 1-yard run and Younghoe Koo kicked a field goal in the first half.

Both offenses picked up considerably in the second half, starting with the Dolphins taking the opening drive 75 yards for the Stills touchdown that tied the score 10-10.

The drive began with an 11-yard pass to Landry and ended when Cutler rolled right and threw on the move to Stills, who beat linebacker Jatavis Brown in the end zone.

SCORING DRIVES

TEAM	QTR	TIME	PLAY (EXTRA POINT) (DRIVE INFO)	MIA	LAC
Dolphins	1	7:07	C.Parkey 30 yd. Field Goal (13-70, 6:18)	3	0
Chargers	2	13:41	Y.Koo 41 yd. Field Goal (6-23, 2:36)	3	3
Chargers	2	5:01	M.Gordon 1 yd. run (Y.Koo kick) (7-70, 3:57)	3	10
Dolphins	3	12:07	K.Stills 29 yd. pass from J.Cutler (C.Parkey kick) (7-75, 2:53)	10	10
Chargers	3	8:18	A.Gates 7 yd. pass from P.Rivers (Y.Koo kick) (8-77, 3:49)	10	17
Dolphins	3	2:43	C.Parkey 28 yd. Field Goal (12-67, 5:35)	13	17
Dolphins	4	6:28	C.Parkey 35 yd. Field Goal (14-64, 7:05)	16	17
Dolphins	4	1:05	C.Parkey 54 yd. Field Goal (5-15, 1:57)	19	17

GAME STATISTICS

RUSHING (Att-Yds-TD):

Miami: J. Ajayi 28-122, J. Cutler 2-(-1), K. Drake 1-(-3), J. Landry 1-(-7).
L.A. Chargers: B. Oliver 3-31, M. Gordon 9-13-1, D. Watt 1-0, P. Rivers 1-0.

PASSING (A-C-Y-TD-I):

Miami: J. Cutler 33-24-230-1-0, J. Landry 1-0-0-0-0.
L.A. Chargers: P. Rivers 39-31-331-1-0.

RECEIVING (Rec-Yds-TD):

Miami: J. Landry 13-78, D. Parker 4-85, J. Thomas 3-26, K. Stills 2-37-1, J. Ajayi 2-4.
L.A. Chargers: K. Allen 9-100, H. Henry 7-80, M. Gordon 7-65, Ty. Williams 4-54, A. Gates 2-11-1, T. Benjamin 1-11, S. McGrath 1-10.

SACKS (Sk-Yds):

Miami: W. Hayes 1-8.
L.A. Chargers: M. Ingram 1-5, C. McCain 1-0.

INTERCEPTIONS (Int-Yds):

Miami: None
L.A. Chargers: None

FORCED FUMBLES:

Miami: None.
L.A. Chargers: None.

FUMBLE RECOVERIES (No-Yds):

Miami: None.
L.A. Chargers: None.

TEAM STATS	MIA	LAC
First Downs	21	24
Rushing	6	3
Passing	13	19
Penalty	2	2
3rd-Down Efficiency	5 for 13	2 for 8
4th-Down Efficiency	0 for 1	0 for 0
Total Net Yards	336	367
Total Net Plays	68	54
Average Gain	4.9	6.8
Net Yards Rushing	111	44
Rushes	32	14
Yards per Rush	3.5	3.1
Net Yards Passing	225	323
Completed - Attempted	24-34	31-39
Yards per Pass Play	6.3	8.1
Sacked - Yards Lost	2-5	1-8
Had Intercepted	0	0
Punts - Average	3-130-43.3	4-170-42.5
Return Yardage	92	89
Punts - Return Yards	3-21	1-23
Kickoffs - Return Yards	3-71	4-66
Interceptions - Return Yards	0-0	0-0
Penalties - Yards	5-23	6-56
Fumbles - Lost	0-0	0-0
Red-Zone Efficiency	0 for 3	2 for 3
Goal-to-Go Efficiency	0 for 2	2 for 2
Time of Possession	33:22	26:38



2017 GAME RECAPS

WEEK 3

SEPT. 24, 2017 | EAST RUTHERFORD, N.J.
METLIFE STADIUM
ATTENDANCE: 77,562 | TV: CBS

SCORING SUMMARY

MIAMI 6	N.Y. JETS 20
----------------	---------------------

	1	2	3	4	F
Miami	0	0	0	6	6
N.Y. Jets	0	10	10	0	20

The Dolphins said all week they were expecting a tough battle from the New York Jets regardless of what happened in the first two weeks of the NFL regular season, but they weren't expecting such a difficult afternoon at MetLife Stadium.

Veteran quarterback Josh McCown threw a 69-yard pass to Robby Anderson late in the first half and the Jets defense stifled the Dolphins in a 20-6 victory Sunday afternoon.

The Dolphins, coming off a thrilling 2-point victory against the Los Angeles Chargers in their delayed season opener, were one play away from being shut out for the first time since Dec. 22, 2013. DeVante Parker scored on a 3-yard touchdown pass from Jay Cutler on the final play of the game before Cody Parkey missed the extra point, perhaps a fitting ending for this disappointing afternoon.

The Dolphins did not take a snap inside the Jets 45-yard line until the fourth quarter, which is also the only time they converted a third-down situation. The Dolphins were 0-for-3 in fourth-down conversions, including a pass by Matt Haack on a fake punt that resulted in an interception by safety Terrence Brooks.

Another fourth-down attempt came from the Jets 21-yard line early in the fourth quarter with the Dolphins trailing 20-0. The Dolphins reached the Jets 29-yard line later in the fourth quarter, but that drive ended with Brooks' second interception of the game.

Jay Ajayi, who rushed for 122 yards against the Chargers, was held to 16 yards on 11 carries.

The Dolphins defense started off strong, with Cameron Wake and Andre Branch each getting a sack in the first quarter, but the Jets started moving the ball effectively in the second quarter. The Dolphins also lost two defensive backs to injury when Byron Maxwell (eye) and Nate Allen (hamstring) left the game.

Maxwell returned and forced a turnover when he knocked the ball loose from running back Elijah McGuire and linebacker Mike Hull recovered the fumble.

SCORING DRIVES

TEAM	QTR	TIME	PLAY (EXTRA POINT) (DRIVE INFO)	MIA	NYJ
Jets	2	7:17	C.Catanzaro 40 yd. Field Goal (9-41, 5:42)	0	3
Jets	2	1:42	R.Anderson 69 yd. pass from J.McCown (C.Catanzaro kick) (3-71, 0:40)	0	10
Jets	3	9:48	B.Powell 1 yd. run (C.Catanzaro kick) (7-49, 4:06)	0	17
Jets	3	1:35	C.Catanzaro 22 yd. Field Goal (13-45, 6:58)	0	20
Dolphins	4	0:00	D.Parker 3 yd. pass from J.Cutler (kick failed, wl) (8-80, 2:15)	6	20

GAME STATISTICS

RUSHING (Att-Yds-TD):

Miami: J. Ajayi 11-16, J. Cutler 1-9, D. Williams 2-5, K. Drake 1-0.
N.Y. Jets: B. Powell 15-37-1, E. McGuire 7-34, M. Forte 8-25, J. McCown 4-7.

PASSING (A-C-Y-TD-I):

Miami: J. Cutler 44-26-220-1-1, M. Haack 1-0-0-0-0.
N.Y. Jets: J. McCown 23-18-249-1-0.

RECEIVING (Rec-Yds-TD):

Miami: D. Parker 8-76-1, J. Landry 6-48, K. Stills 4-51, J. Thomas 3-16, J. Ajayi 2-9, J. Grant 1-12, D. Williams 1-6, K. Drake 1-2.
N.Y. Jets: J. Kerley 5-42, A. Seferian-Jenkins 5-31, R. Anderson 3-95-1, J. Kearse 3-42, A. Stewart 1-24, L. Thomas 1-15.

SACKS (Sk-Yds):

Miami: C. Wake 1-11, A. Branch 1-5.
N.Y. Jets: B. Skrine 1-12, Ja. Adams 1-10, D. Bass 1-3.

INTERCEPTIONS (Int-Yds):

Miami: None
N.Y. Jets: T. Brooks 2-13.

FORCED FUMBLES:

Miami: B. Maxwell 1, N. Suh 1.
N.Y. Jets: None.

FUMBLE RECOVERIES (No-Yds):

Miami: M. Hull 1-0.
N.Y. Jets: None.

TEAM STATS	MIA	NYJ
First Downs	16	16
Rushing	0	4
Passing	12	9
Penalty	4	3
3rd-Down Efficiency	1 for 12	4 for 13
4th-Down Efficiency	0 for 3	0 for 0
Total Net Yards	225	336
Total Net Plays	63	59
Average Gain	3.6	5.7
Net Yards Rushing	30	103
Rushes	15	34
Yards per Rush	2.0	3.0
Net Yards Passing	195	233
Completed - Attempted	26-45	18-23
Yards per Pass Play	4.1	9.3
Sacked - Yards Lost	3-25	2-16
Had Intercepted	2	0
Punts - Average	7-333-47.6	5-243-48.6
Return Yardage	28	44
Punts - Return Yards	2-13	4-31
Kickoffs - Return Yards	1-15	0-0
Interceptions - Return Yards	0-0	2-13
Penalties - Yards	8-51	10-94
Fumbles - Lost	1-0	3-1
Red-Zone Efficiency	1 for 1	1 for 2
Goal-to-Go Efficiency	1 for 1	1 for 2
Time of Possession	23:52	36:08



2017 GAME RECAPS

WEEK 4

OCT. 1, 2017 | LONDON, ENGLAND
WEMBLEY STADIUM
ATTENDANCE: 84,423 | TV: FOX

SCORING SUMMARY

NEW ORLEANS 20

MIAMI 0

	1	2	3	4	F
New Orleans	0	3	7	10	20
Miami	0	0	0	0	0

A promising first drive had a disappointing ending for the Dolphins, and things didn't get better after that in London.

The Dolphins offense could get little going after an end zone interception on that first drive and the result was a 20-0 loss against the New Orleans Saints at Wembley Stadium.

Drew Brees threw touchdown passes to wide receiver Michael Thomas — not to be confused with Dolphins safety Michael Thomas — and running back Alvin Kamara, and Will Lutz kicked two field goals for the Saints.

The Dolphins drove 81 yards on the opening drive of the game and had a first-and-goal after a 22-yard completion from Jay Cutler to tight end Julius Thomas on third-and-7. But on first down from the Saints 4-yard line, cornerback Ken Crawley picked off Cutler when he attempted a fade pass to Thomas, who was lined up wide to the right.

The Dolphins had only one other promising drive, but that one ended with a questionable offensive pass interference call on Kenny Stills when Cutler had hit Jarvis Landry for a first down inside the New Orleans 40-yard line.

The Dolphins suffered their first shutout loss since December 2013 when they dropped a 19-0 decision against the Buffalo Bills.

The defense held New Orleans off the scoreboard until the final play of the first half when Lutz hit a 43-yard field goal. The Saints began the drive at midfield with 1:10 left after the Dolphins' previous was derailed by back-to-back penalties that created a first-and-26 from their 6-yard line.

Defensive end Cameron Wake had his second sack in two games in the fourth quarter, but Kamara scored on a 12-yard shovel pass on third-and-goal on the very next play.

New Orleans increased its lead to 10-0 when it took the second-half kickoff and marched 77 yards for a touchdown. The drive was kept alive when defensive tackle Davon Godchaux was flagged for a defensive holding on a third-and-1 where safety Reshad Jones dropped running back Mark Ingram in the backfield for a loss. There also was a fourth-and-inches conversion by Brees on a sneak when the spot barely was good enough for a first down.

The Saints made it 13-0 early in the fourth quarter when Lutz kicked a 45-yard field goal.

The Dolphins, meanwhile, did not take an offensive snap beyond their 40-yard line the second half until the final minutes.

SCORING DRIVES

TEAM	QTR	TIME	PLAY (EXTRA POINT) (DRIVE INFO)	NO	MIA
Saints	2	0:00	W.Lutz 43 yd. Field Goal (8-25, 1:10)	3	0
Saints	3	9:01	M.Thomas 3 yd. pass from D.Brees (W.Lutz kick) (11-77, 5:59)	10	0
Saints	4	12:32	W.Lutz 45 yd. Field Goal (12-34, 6:37)	13	0
Saints	4	3:57	A.Kamara 12 yd. pass from D.Brees (W.Lutz kick) (11-87, 5:41)	20	0

GAME STATISTICS

RUSHING (Att-Yds-TD):

New Orleans: M. Ingram 14-45, A. Kamara 5-25, T. Ginn 1-9, A. Peterson 4-4, D. Brees 4-3.

Miami: J. Ajayi 12-46, K. Drake 1-6, J. Cutler 1-5, D. Williams 1-1.

PASSING (A-C-Y-TD-I):

New Orleans: D. Brees 41-29-268-2-0.

Miami: J. Cutler 28-20-164-0-1.

RECEIVING (Rec-Yds-TD):

New Orleans: A. Kamara 10-71-1, M. Thomas 8-89-1, M. Ingram 4-17, T. Ginn 2-25, C. Fleener 2-21, B. Coleman 1-31, M. Hoomanawanui 1-13, T. Lewis 1-1.

Miami: D. Parker 6-89, J. Landry 6-40, K. Stills 3-13, J. Thomas 2-29, K. Drake 2-5, J. Ajayi 1-8.

SACKS (Sk-Yds):

New Orleans: R. Bush 1-12, C. Jordan 1-10, A. Klein 1-8, D. Onyemata 1-6.

Miami: C. Wake 1-7.

INTERCEPTIONS (Int-Yds):

New Orleans: K. Crawley 1-0.

Miami: None.

FORCED FUMBLES:

New Orleans: C. Jordan 1, M. Lattimore 1.

Miami: None.

FUMBLE RECOVERIES (No-Yds):

New Orleans: None.

Miami: None.

TEAM STATS	NO	MIA
First Downs	22	11
Rushing	4	3
Passing	16	7
Penalty	2	1
3rd-Down Efficiency	6 for 13	1 for 8
4th-Down Efficiency	1 for 2	0 for 1
Total Net Yards	347	186
Total Net Plays	70	47
Average Gain	5.0	4.0
Net Yards Rushing	86	58
Rushes	28	15
Yards per Rush	3.1	3.9
Net Yards Passing	261	128
Completed - Attempted	29-41	20-28
Yards per Pass Play	6.2	4.0
Sacked - Yards Lost	1-7	4-36
Had Intercepted	0	1
Punts - Average	3-141-47.0	6-263-43.8
Return Yardage	49	54
Punts - Return Yards	3-26	2-9
Kickoffs - Return Yards	1-23	2-45
Interceptions - Return Yards	1-0	0-0
Penalties - Yards	8-71	11-90
Fumbles - Lost	2-0	2-0
Red-Zone Efficiency	2 for 4	0 for 1
Goal-to-Go Efficiency	2 for 2	0 for 1
Time of Possession	34:28	25:32



2017 GAME RECAPS

WEEK 5

OCT. 8, 2017 | MIAMI GARDENS, FLA.
HARD ROCK STADIUM
ATTENDANCE: 65,135 | TV: CBS

SCORING SUMMARY

TENNESSEE 10	MIAMI 16
---------------------	-----------------

	1	2	3	4	F
Tennessee	0	3	7	0	10
Miami	10	0	0	6	16

Safety Reshad Jones recovered two fumbles, including one for a touchdown, and the defense recorded six sacks in a 16-10 victory against the Tennessee Titans at Hard Rock Stadium.

Jarvis Landry scored the go-ahead touchdown early in the fourth quarter when he caught a 6-yard pass from Jay Cutler on third-and-goal.

The six sacks, including two by Andre Branch, came against backup quarterback Matt Cassel, who started for Tennessee in place of the injured Marcus Mariota. Rookie first-round pick Charles Harris had his first NFL sack and it was a big one — it came on third down in the final four minutes of the fourth quarter.

The Dolphins then all but clinched the victory when Jay Ajayi gained a first down with an 8-yard run on third-and-7.

Jones and Cameron Wake shared a QB sack that almost produced a safety in the third quarter, and Ndamukong Suh had the other.

Jones' touchdown was the fourth of his career, but the first on a fumble return. The other three were on interception returns, including one against Tennessee in 2015.

It was the team's first fumble return for a touchdown since 2014 when Cortland Finnegan scored in London against the Oakland Raiders.

The Dolphins took the lead in the first quarter on Parkey's 41-yard field goal, which came after Jones recovered a DeMarco Murray fumble forced by rookie defensive tackle Davon Godchaux.

Jones' touchdown made it 10-0 before Tennessee cut the Dolphins with a field goal after the Titans recovered a Jay Ajayi fumble.

Tennessee tied the game in the third quarter with a 69-yard touchdown drive capped by an 11-yard pass from Cassel to tight end Phillip Supernaw. The play came after Supernaw had been flagged for two false starts to move the ball from the Miami 1-yard line to the 11.

Linebacker Rey Mauluga made his Dolphins debut after missing the first three games because of a hamstring injury.

SCORING DRIVES

TEAM	QTR	TIME	PLAY (EXTRA POINT) (DRIVE INFO)	TEN	MIA
Dolphins	1	0:53	C.Parkey 41 yd. Field Goal (7-19, 3:09)	0	3
Dolphins	1	0:06	R.Jones 38 yd. fumble return (C.Parkey kick)	0	10
Titans	2	9:37	R.Succop 45 yd. Field Goal (4--3, 2:15)	3	10
Titans	3	7:17	P.Superdaw 11 yd. pass from M.Cassel (R.Succop kick) (9-69, 4:42)	10	10
Dolphins	4	10:33	J.Landry 6 yd. pass from J.Cutler (kick failed, wr) (10-58, 4:56)	10	16

GAME STATISTICS

RUSHING (Att-Yds-TD):

Tennessee: D. Murray 14-58, D. Henry 4-9, T. Taylor 1-5, R. Matthews 1-(-3).
Miami: J. Ajayi 25-77, D. Williams 3-15, J. Cutler 2-8, K. Drake 1-0.

PASSING (A-C-Y-TD-I):

Tennessee: M. Cassel 32-21-141-1-0.
Miami: J. Cutler 26-12-92-1-1, M. Gray 1-0-0-0-0.

RECEIVING (Rec-Yds-TD):

Tennessee: J. Smith 5-21, E. Decker 4-34, D. Murray 4-11, R. Matthews 3-34, D. Walker 3-25, P. Supernaw 2-16-1.
Miami: J. Landry 5-44-1, J. Ajayi 2-2, J. Thomas 1-15, D. Williams 1-13, K. Stills 1-13, D. Parker 1-6, J. Grant 1-(-1).

SACKS (Sk-Yds):

Tennessee: J. Casey 1-14.
Miami: A. Branch 2-5, C. Harris 1-8, K. Alonso 1-0, N. Suh 1-0, R. Jones 0.5-4.5, C. Wake 0.5-4.5.

INTERCEPTIONS (Int-Yds):

Tennessee: T. Smith 1-14.
Miami: None

FORCED FUMBLES:

Tennessee: A. Jackson 1.
Miami: K. Alonso 1, D. Godchaux 1.

FUMBLE RECOVERIES (No-Yds):

Tennessee: K. Byard 1-6.
Miami: R. Jones 2-38-1.

TEAM STATS

	TEN	MIA
First Downs	14	12
Rushing	3	5
Passing	9	7
Penalty	2	0
3rd-Down Efficiency	2 for 13	5 for 15
4th-Down Efficiency	0 for 0	0 for 0
Total Net Yards	188	178
Total Net Plays	58	59
Average Gain	3.2	3.0
Net Yards Rushing	69	100
Rushes	20	31
Yards per Rush	3.5	3.2
Net Yards Passing	119	78
Completed - Attempted	21-32	12-27
Yards per Pass Play	3.1	2.8
Sacked - Yards Lost	6-22	1-14
Had Intercepted	0	1
Punts - Average	10-549-54.9	9-459-51.0
Return Yardage	67	91
Punts - Return Yards	2-14	7-47
Kickoffs - Return Yards	2-39	2-44
Interceptions - Return Yards	1-14	0-0
Penalties - Yards	11-77	5-23
Fumbles - Lost	2-2	1-1
Red-Zone Efficiency	1 for 1	1 for 1
Goal-to-Go Efficiency	1 for 1	1 for 1
Time of Possession	30:15	29:45



2017 GAME RECAPS

WEEK 6

OCT. 15, 2017 | ATLANTA, GA.
MERCEDES-BENZ STADIUM
ATTENDANCE: 70,593 | TV: CBS

SCORING SUMMARY

MIAMI 20

ATLANTA 17

	1	2	3	4	F
Miami	0	0	14	6	20
Atlanta	10	7	0	0	17

The Dolphins pulled off a remarkable comeback in their first-ever visit to Atlanta's Mercedes-Benz Stadium.

The Dolphins scored 20 unanswered points in the second half to stun the defending NFC champion Atlanta Falcons, 20-17. This marked the first time the Dolphins erased a 17-point second-half deficit on the road since the famous "Fake Spike" game against the New York Jets in 1994.

Kicker Cody Parkey's second field goal of the game, a 38-yarder with 2:45 remaining in the fourth quarter broke a 17-17 tie. Safety Reshad Jones then clinched the victory when he intercepted Matt Ryan at the Dolphins 7-yard line with 38 seconds left after the Falcons had moved into field goal range.

Rookie third-round pick Cordrea Tankersley broke up Ryan's pass intended for tight end Austin Hooper and Jones was there to grab the floating ball.

Parkey earlier had tied the game with a 49-yard field goal in the fourth quarter after Jay Cutler threw touchdown passes to wide receivers Kenny Stills and Jarvis Landry.

Running back Jay Ajayi was a key factor in the victory as well, as he rushed for 130 yards — his second 100-yard performance of the season.

The defense shut out the potent Atlanta offense in the second half, thanks to the pass rush and Jones' heroics.

The Dolphins began their comeback with the opening drive of the second half when they drove 75 yards on 15 plays. The 8:43 drive was the Dolphins' longest in terms of time since 2013 when they had a 9:10 drive against the New York Jets. The key play in the drive was a 3-yard completion from Cutler to running back Damien Williams.

The drive also featured an 18-yard completion from Cutler to Stills on third-and-2 and ended with the two hooking up for an 11-yard touchdown on third-and-7.

SCORING DRIVES

TEAM	QTR	TIME	PLAY (EXTRA POINT) (DRIVE INFO)	MIA	ATL
Falcons	1	9:41	M.Bryant 50 yd. Field Goal (11-43, 5:19)	0	3
Falcons	1	1:51	M.Hall 40 yd. pass from M.Ryan (M.Bryant kick) (9-90, 4:49)	0	10
Falcons	2	5:29	T.Coleman 6 yd. run (M.Bryant kick) (5-61, 2:23)	0	17
Dolphins	3	6:17	K.Stills 11 yd. pass from J.Cutler (C.Parkey kick) (15-75, 8:43)	7	17
Dolphins	3	1:32	J.Landry 7 yd. pass from J.Cutler (C.Parkey kick) (5-51, 2:30)	14	17
Dolphins	4	8:34	C.Parkey 49 yd. Field Goal (8-21, 3:08)	17	17
Dolphins	4	2:30	C.Parkey 38 yd. Field Goal (10-46, 4:30)	20	17

GAME STATISTICS

RUSHING (Att-Yds-TD):

Miami: J. Ajayi 26-130, D. Williams 4-9, J. Cutler 1-(-1).
Atlanta: D. Freeman 9-68, T. Coleman 9-32-1, M. Boshier 1-0.

PASSING (A-C-Y-TD-I):

Miami: J. Cutler 33-19-151-2-1.
Atlanta: M. Ryan 35-24-248-1-1.

RECEIVING (Rec-Yds-TD):

Miami: J. Landry 8-62-1, K. Stills 4-49-1, J. Thomas 3-22, D. Williams 3-14, J. Grant 1-4.
Atlanta: A. Hooper 7-48, Ju. Jones 6-72, T. Gabriel 4-39, J. Hardy 3-34, D. Freeman 2-11, M. Hall 1-40-1, T. Coleman 1-4.

SACKS (Sk-Yds):

Miami: N. Suh 1-5, C. Wake 1-4.
Atlanta: None.

INTERCEPTIONS (Int-Yds):

Miami: R. Jones 1-15.
Atlanta: D. Jones 1-1.

FORCED FUMBLES:

Miami: None.
Atlanta: None.

FUMBLE RECOVERIES (No-Yds):

Miami: None.
Atlanta: None.

TEAM STATS

	MIA	ATL
First Downs	20	19
Rushing	7	5
Passing	10	13
Penalty	3	1
3rd-Down Efficiency	5 for 12	6 for 11
4th-Down Efficiency	2 for 3	0 for 1
Total Net Yards	289	339
Total Net Plays	64	56
Average Gain	4.5	6.1
Net Yards Rushing	138	100
Rushes	31	19
Yards per Rush	4.5	5.3
Net Yards Passing	151	239
Completed - Attempted	19-33	24-35
Yards per Pass Play	4.6	6.5
Sacked - Yards Lost	0-0	2-9
Had Intercepted	1	1
Punts - Average	2-80-40.0	3-118-39.3
Return Yardage	58	35
Punts - Return Yards	1-8	0-0
Kickoffs - Return Yards	2-35	2-34
Interceptions - Return Yards	1-15	1-1
Penalties - Yards	4-42	6-73
Fumbles - Lost	0-0	1-0
Red-Zone Efficiency	2 for 3	1 for 1
Goal-to-Go Efficiency	0 for 0	1 for 1
Time of Possession	34:24	25:36



WEEK 7

OCT. 22, 2017 | MIAMI GARDENS, FLA.
HARD ROCK STADIUM
ATTENDANCE: 65,025 | TV: FOX

SCORING SUMMARY

N.Y. JETS 28

MIAMI 31

	1	2	3	4	F
N.Y. Jets	14	7	7	0	28
Miami	7	7	0	17	31

Matt Moore came off the bench to help the Dolphins produce another thrilling comeback victory.

After replacing injured starting quarterback Jay Cutler, Moore threw two touchdown passes to Kenny Stills to help erase a 28-14 fourth-quarter deficit and cornerback Bobby McCain had an interception to set up Cody Parkey's 39-game winning field goal with 22 seconds left as the Dolphins defeated the New York Jets 31-28 at Hard Rock Stadium.

The victory, which came a week after the Dolphins rallied from a 17-0 halftime deficit against the Atlanta Falcons, was their 12th consecutive in games decided by seven points or less. That's two shy of the NFL record, set by the Indianapolis Colts between 2008 and 2009.

On a first-and-10 from the Jets 15-yard line, McCain intercepted a pass near the sideline intended for wide receiver Jermaine Kearse.

Cutler threw two touchdown passes in the first half, connecting with Landry and Fasano, as the Dolphins score 14 points in the first half after combining for 13 in the first two quarters in their first five games.

Cutler and Moore became the first pair of Dolphins quarterbacks to throw touchdown passes in the same game since 2010 when Chad Henne and Tyler Thigpen did it in a 29-17 victory against the Tennessee Titans.

Quarterback Josh McCown threw for three touchdowns and ran for another for the Jets, who were trying to sweep the season series.

Along with Cutler, the Dolphins also lost left tackle Laremy Tunsil to a knee injury in the third quarter.

SCORING DRIVES

TEAM	QTR	TIME	PLAY (EXTRA POINT) (DRIVE INFO)	NYJ	MIA
Jets	1	12:55	J.Kearse 29 yd. pass from J.McCown (C.Catanzaro kick) (5-75, 2:05)	7	0
Dolphins	1	10:44	J.Landry 4 yd. pass from J.Cutler (C.Parkey kick) (5-75, 2:11)	7	7
Jets	1	1:27	R.Anderson 18 yd. pass from J.McCown (C.Catanzaro kick) (8-75, 4:54)	14	7
Dolphins	2	6:14	A.Fasano 4 yd. pass from J.Cutler (C.Parkey kick) (10-70, 5:11)	14	14
Jets	2	1:51	J.McCown 1 yd. run (C.Catanzaro kick) (2-1, 0:41)	21	14
Jets	3	1:41	A.Seferian-Jenkins 10 yd. pass from J.McCown (C.Catanzaro kick) (7-45, 4:05)	28	14
Dolphins	4	11:21	K.Stills 28 yd. pass from M.Moore (C.Parkey kick) (4-42, 1:27)	28	21
Dolphins	4	6:19	K.Stills 2 yd. pass from M.Moore (C.Parkey kick) (6-54, 3:25)	28	28
Dolphins	4	0:22	C.Parkey 39 yd. Field Goal (4-6, 0:17)	28	31

GAME STATISTICS

RUSHING (Att-Yds-TD):

N.Y. Jets: B. Powell 9-43, M. Forte 7-41, E. McGuire 3-7, J. McCown 3-1-1.
Miami: J. Ajayi 23-51, D. Williams 2-2.

PASSING (A-C-Y-TD-I):

N.Y. Jets: J. McCown 27-17-209-3-1.
Miami: M. Moore 21-13-188-2-1, J. Cutler 16-12-138-2-1.

RECEIVING (Rec-Yds-TD):

N.Y. Jets: M. Forte 5-41, R. Anderson 3-35-1, A. Seferian-Jenkins 3-21-1, B. Powell 2-40, J. Kerley 2-17, J. Kearse 1-29-1, E. Tomlinson 1-26.
Miami: J. Landry 7-93-1, K. Stills 6-85-2, J. Thomas 3-58, J. Ajayi 3-26, A. Fasano 3-25-1, D. Williams 2-18, L. Carroo 1-21.

SACKS (Sk-Yds):

N.Y. Jets: D. Davis 1-9, Ja. Adams 1-8, J. Martin 1-5.
Miami: C. Wake 2.5-24, N. Suh 0.5-5.

INTERCEPTIONS (Int-Yds):

N.Y. Jets: M. Maye 1-32, M. Wilkerson 1-3.
Miami: B. McCain 1-6.

FORCED FUMBLES:

N.Y. Jets: D. Lee 1.
Miami: None.

FUMBLE RECOVERIES (No-Yds):

N.Y. Jets: None.
Miami: T. Fede 1.

TEAM STATS

	NYJ	MIA
First Downs	16	25
Rushing	4	3
Passing	10	16
Penalty	2	6
3rd-Down Efficiency	4 for 11	5 for 13
4th-Down Efficiency	0 for 0	0 for 0
Total Net Yards	272	357
Total Net Plays	52	65
Average Gain	5.2	5.5
Net Yards Rushing	92	53
Rushes	22	25
Yards per Rush	4.2	2.1
Net Yards Passing	180	304
Completed - Attempted	17-27	25-37
Yards per Pass Play	6.0	7.6
Sacked - Yards Lost	3-29	3-22
Had Intercepted	1	2
Punts - Average	7-321-45.9	6-267-44.5
Return Yardage	89	95
Punts - Return Yards	4-24	4-33
Kickoffs - Return Yards	2-30	2-56
Interceptions - Return Yards	2-35	1-6
Penalties - Yards	12-124	9-76
Fumbles - Lost	2-1	1-0
Red-Zone Efficiency	3 for 3	3 for 3
Goal-to-Go Efficiency	1 for 1	3 for 3
Time of Possession	28:02	31:58



2017 GAME RECAPS

WEEK 8

OCT. 26, 2017 | BALTIMORE, MD.
M&T BANK STADIUM
ATTENDANCE: 70,408 | TV: CBS/NFLN/AMAZON

SCORING SUMMARY

MIAMI 0

BALTIMORE 40

	1	2	3	4	F
Miami	0	0	0	0	0
Baltimore	7	13	0	20	40

It was another disappointing visit to Baltimore for the Miami Dolphins. Quarterbacks Joe Flacco and Ryan Mallett each threw a touchdown pass to help the Ravens build a 20-0 halftime lead on their way to a 40-0 victory in a Thursday night game at M&T Bank Stadium.

Linebacker C.J. Mosley and cornerback Jimmy Smith both returned interceptions for touchdowns, Mosley going 63 yards in the third quarter and Smith going 50 in the fourth. Wide receiver Chris Moore had another fourth-quarter touchdown when he recovered a Baltimore fumble in the end zone.

Justin Tucker kicked two field goals, though rookie Dolphins defensive tackle Vincent Taylor blocked a 46-yard attempt in the second half. That, unfortunately, was a rare highlight for the Dolphins.

Running back Jay Ajayi had a season-long 21-yard run on his first carry, but found little room to run after that.

Matt Moore made his first start of the season at quarterback in place of injured starter Jay Cutler, but he couldn't duplicate his first start of 2016 when he had four touchdown passes against the New York Jets.

Moore was sacked three times, including a fourth-down play in the fourth quarter.

Along with Cutler, the Dolphins also played without starting defensive end Andre Branch and starting left guard Anthony Steen, who were nursing groin and foot injuries, respectively. Rookie first-round pick Charles Harris made his first NFL start in place of Branch.

The loss at Baltimore ended the Dolphins' three-game winning streak. The Dolphins had a six-game winning streak end in Baltimore last season.

SCORING DRIVES

TEAM	QTR	TIME	PLAY (EXTRA POINT) (DRIVE INFO)	MIA	BAL
Ravens	1	8:19	J.Maclin 34 yd. pass from J.Flacco (J.Tucker kick) (3-40, 0:50)	0	7
Ravens	2	13:16	J.Tucker 55 yd. Field Goal (7-35, 2:51)	0	10
Ravens	2	8:02	J.Tucker 48 yd. Field Goal (8-30, 3:48)	0	13
Ravens	2	1:56	B.Watson 2 yd. pass from R.Mallett (J.Tucker kick) (8-60, 3:04)	0	20
Ravens	4	14:15	C.Mosley 63 yd. interception return (pass failed)	0	26
Ravens	4	6:39	C.Moore fumble recovery in end zone (J.Tucker kick) (8-38, 4:44)	0	33
Ravens	4	4:28	J.Smith 50 yd. interception return (J.Tucker kick)	0	40

GAME STATISTICS

RUSHING (Att-Yds-TD):

Miami: J. Ajayi 13-23, K. Drake 6-22.
Baltimore: A. Collins 18-133, J. Allen 17-55, J. Flacco 1-9, R. Mallett 4-(-3).

PASSING (A-C-Y-TD-I):

Miami: M. Moore 44-25-176-0-2.
Baltimore: J. Flacco 15-10-101-1-0, R. Mallett 7-3-20-1-0.

RECEIVING (Rec-Yds-TD):

Miami: L. Carroo 6-48, K. Stills 5-65, J. Landry 5-33, J. Ajayi 4-18, A. Fasano 2-11, J. Thomas 2-2, D. Williams 2-(-1).
Baltimore: N. Boyle 4-29, J. Maclin 3-53-1, A. Collins 2-30, B. Watson 2-6-1, J. Allen 1-2, P. Ricard 1-1.

SACKS (Sk-Yds):

Miami: None.
Baltimore: A. Levine Sr. 1-8, T. Bowser 1-5, C. Mosley 0.5-6, Z. Smith 0.5-6.

INTERCEPTIONS (Int-Yds):

Miami: None.
Baltimore: C. Mosley 1-63-1, J. Smith 1-50-1.

FORCED FUMBLES:

Miami: None.
Baltimore: None.

FUMBLE RECOVERIES (No-Yds):

Miami: None.
Baltimore: None.

TEAM STATS

	MIA	BAL
First Downs	13	19
Rushing	3	9
Passing	9	7
Penalty	1	3
3rd-Down Efficiency	4 for 15	3 for 13
4th-Down Efficiency	0 for 2	0 for 0
Total Net Yards	196	295
Total Net Plays	66	62
Average Gain	3.0	4.8
Net Yards Rushing	45	174
Rushes	19	40
Yards per Rush	2.4	4.4
Net Yards Passing	151	121
Completed - Attempted	25-44	13-22
Yards per Pass Play	3.2	5.5
Sacked - Yards Lost	3-25	0-0
Had Intercepted	2	0
Punts - Average	8-328-41.0	5-225-45.0
Return Yardage	20	148
Punts - Return Yards	2-5	3-9
Kickoffs - Return Yards	1-15	1-26
Interceptions - Return Yards	0-0	2-113
Penalties - Yards	7-43	5-40
Fumbles - Lost	0-0	1-0
Red-Zone Efficiency	0 for 0	2 for 2
Goal-to-Go Efficiency	0 for 0	2 for 2
Time of Possession	28:46	31:14



2017 GAME RECAPS

WEEK 9

NOV. 5, 2017 | MIAMI GARDENS, FLA.
HARD ROCK STADIUM
ATTENDANCE: 65,139 | TV: NBC

SCORING SUMMARY

OAKLAND 27

MIAMI 24

	1	2	3	4	F
Oakland	3	10	7	7	27
Miami	0	9	7	8	24

The Oakland Raiders spoiled the Dolphins' return to Sunday Night Football. Quarterback Jay Cutler returned to action and threw three touchdown passes, but it wasn't enough as the Dolphins suffered a 27-24 loss at Hard Rock Stadium in their first Sunday night appearance since 2010.

Marshawn Lynch rushed for two touchdowns and Derek Carr threw a 44-yard TD pass to Johnny Holton for the Raiders, who came in having lost five of their past six games.

Running back Damien Williams, wide receiver Jarvis Landry and tight end Julius Thomas had the touchdowns for the Dolphins, who concluded the first half of the regular season with a 4-4 record. Cody Parkey kicked a 49-yard field goal.

Kenyan Drake had a 42-yard run for the Dolphins' longest offensive play of the game.

Ndamukong Suh produced the defensive highlight when he jumped to knock the ball out of quarterback Derek Carr's hand as he was preparing to pass. Raiders tackle Marshall Newhouse recovered the fumble, but he lost the ball again when he was hit by linebacker Kiko Alonso and defensive end Charles Harris recovered for the Dolphins takeaway. Safety Reshad Jones had an interception on the final play before the two-minute warning.

The Dolphins were hurt by penalties and miscues, including a lost fumble by Drake and 11 penalties.

Oakland seemingly put the game away when Lynch scored his second touchdown on a 3-yard run to make it a 27-16 score. The play immediately followed a defensive pass interference penalty on cornerback Xavier Howard and a completion accompanied by a personal foul penalty on Reshad Jones.

The Dolphins scored with 1:32 left to make it 27-24 after Drake ran it in for the two-point conversion, but the comeback attempt ended when Raiders wide receiver Amari Cooper recovered the ensuing onside kick.

SCORING DRIVES

TEAM	QTR	TIME	PLAY (EXTRA POINT) (DRIVE INFO)	OAK	MIA
Raiders	1	7:31	G.Tavecchio 36 yd. Field Goal (12-58, 7:29)	3	0
Dolphins	2	10:37	D.Williams 10 yd. pass from J.Cutler (kick failed, hlu) (10-82, 5:35)	3	6
Raiders	2	3:26	J.Holton 44 yd. pass from D.Carr (G.Tavecchio kick) (6-81, 4:02)	10	6
Dolphins	2	0:32	C.Parkey 49 yd. Field Goal (8-49, 2:54)	10	9
Raiders	2	0:00	G.Tavecchio 53 yd. Field Goal (5-42, 0:32)	13	9
Raiders	3	9:23	M.Lynch 22 yd. run (G.Tavecchio kick) (6-67, 3:24)	20	9
Dolphins	3	6:34	J.Landry 6 yd. pass from J.Cutler (C.Parkey kick) (7-75, 2:49)	20	16
Raiders	4	4:37	M.Lynch 3 yd. run (G.Tavecchio kick) (6-87, 2:44)	27	16
Dolphins	4	1:32	J.Thomas 15 yd. pass from J.Cutler (K.Drake run) (5-83, 0:22)	27	24

GAME STATISTICS

RUSHING (Att-Yds-TD):

Oakland: M. Lynch 14-57-2, D. Washington 4-16, J. Richard 5-14, D. Carr 4(-3).

Miami: K. Drake 9-69, D. Williams 7-14, M. Gray 1-3, J. Cutler 1-0.

PASSING (A-C-Y-TD-I):

Oakland: D. Carr 30-21-300-1-1.

Miami: J. Cutler 42-34-311-3-0.

RECEIVING (Rec-Yds-TD):

Oakland: J. Cook 8-126, A. Cooper 4-58, M. Crabtree 3-40, S. Roberts 2-28, M. Lynch 2-6, J. Holton 1-44-1, D. Washington 1(-2).

Miami: J. Thomas 6-84-1, D. Williams 6-47-1, K. Drake 6-35, J. Landry 6-32-1, D. Parker 5-76, K. Stills 3-28, A. Fasano 2-9.

SACKS (Sk-Yds):

Oakland: M. Edwards 0.5-1, B. Irvin 0.5-1.

Miami: N. Suh 1-5.

INTERCEPTIONS (Int-Yds):

Oakland: None

Miami: R. Jones 1-0.

FORCED FUMBLES:

Oakland: B. Irvin 1.

Miami: K. Alonso 1, N. Suh 1.

FUMBLE RECOVERIES (No-Yds):

Oakland: T. Carrie 1-0.

Miami: C. Harris 1-0.

TEAM STATS

	OAK	MIA
First Downs	20	23
Rushing	4	4
Passing	14	15
Penalty	2	4
3rd-Down Efficiency	8 for 15	5 for 12
4th-Down Efficiency	0 for 0	0 for 1
Total Net Yards	379	395
Total Net Plays	58	61
Average Gain	6.5	6.5
Net Yards Rushing	84	86
Rushes	27	18
Yards per Rush	3.1	4.8
Net Yards Passing	295	309
Completed - Attempted	21-30	34-42
Yards per Pass Play	9.5	7.2
Sacked - Yards Lost	1-5	1-2
Had Intercepted	1	0
Punts - Average	3-140-46.7	5-221-44.2
Return Yardage	82	52
Punts - Return Yards	2-21	1-5
Kickoffs - Return Yards	2-61	2-47
Interceptions - Return Yards	0-0	1-0
Penalties - Yards	10-105	11-107
Fumbles - Lost	3-1	2-1
Red-Zone Efficiency	1 for 2	3 for 3
Goal-to-Go Efficiency	1 for 1	2 for 2
Time of Possession	30:56	29:04



2017 GAME RECAPS

WEEK 10

NOV. 13, 2017 | CHARLOTTE, N.C.
BANK OF AMERICA STADIUM
ATTENDANCE: 72,790 | TV: ESPN

SCORING SUMMARY

MIAMI 21

CAROLINA 45

	1	2	3	4	F
Miami	0	7	7	7	21
Carolina	3	14	21	7	45

The Dolphins completed their trio of prime-time games in disappointing fashion.

Running back Kenyan Drake had the Dolphins' longest offensive play of the season when he scored on a 66-yard touchdown run and Jay Cutler threw two touchdown passes, but it wasn't nearly enough as the Dolphins left Bank of America Stadium with a 45-21 loss.

Tight end Julius Thomas and wide receiver Jarvis Landry had the touchdown receptions for the Dolphins.

Rookie running back Christian McCaffrey had a touchdown run and a touchdown reception for Carolina, and wide receiver Devin Funchess had two touchdown catches. Cam Newton threw four touchdown passes and had a 69-yard run in the third quarter.

Drake's run, which surpassed his 42-yard run eight days earlier as the Dolphins' longest offensive play of the season, was the team's first rushing touchdown of the season. It was the longest run for the Dolphins since Oct. 25, 2015 when Lamar Miller had an 85-yard touchdown against the Houston Texans.

The Dolphins trailed 10-7 when the game turned late in the first half.

After Thomas scored on a shovel pass to cut into Carolina's 10-0 deficit, the Dolphins stopped the Panthers' two-minute drive at the end of the first half. But after the Dolphins took over at their own 20 with under a minute left, Jay Cutler was intercepted by linebacker Luke Kuechly and Carolina took a 17-7 lead into halftime after Newton threw a TD pass to tight end Ed Dickson.

SCORING DRIVES

TEAM	QTR	TIME	PLAY (EXTRA POINT) (DRIVE INFO)	MIA	CAR
Panthers	1	1:50	G.Gano 40 yd. Field Goal (11-42, 5:33)	0	3
Panthers	2	6:59	C.McCaffrey 4 yd. run (G.Gano kick) (12-85, 6:17)	0	10
Dolphins	2	2:12	J.Thomas 2 yd. pass from J.Cutler (C.Parkey kick) (10-75, 4:47)	7	10
Panthers	2	0:19	E.Dickson 7 yd. pass from C.Newton (G.Gano kick) (4-20, 0:22)	7	17
Panthers	3	11:50	D.Funchess 28 yd. pass from C.Newton (G.Gano kick) (8-78, 3:10)	7	24
Panthers	3	7:15	C.Artis-Payne 12 yd. run (G.Gano kick) (4-48, 2:19)	7	31
Dolphins	3	5:47	K.Drake 66 yd. run (C.Parkey kick) (3-75, 1:28)	14	31
Panthers	3	3:07	C.McCaffrey 2 yd. pass from C.Newton (G.Gano kick) (4-87, 2:40)	14	38
Panthers	4	8:20	D.Funchess 32 yd. pass from C.Newton (G.Gano kick) (11-83, 6:43)	14	45
Dolphins	4	4:05	J.Landry 9 yd. pass from J.Cutler (C.Parkey kick) (10-75, 4:15)	21	45

GAME STATISTICS

RUSHING (Att-Yds-TD):

Miami: K. Drake 7-82-1, D. Williams 9-19, J. Cutler 1-(-1).
Carolina: J. Stewart 17-110, C. Newton 5-95, C. Artis-Payne 7-68-1, C. McCaffrey 5-23-1, D. Anderson 2-(-2).

PASSING (A-C-Y-TD-I):

Miami: J. Cutler 37-22-213-2-1.
Carolina: C. Newton 35-21-254-4-0.

RECEIVING (Rec-Yds-TD):

Miami: D. Parker 6-66, K. Stills 5-67, J. Landry 5-42-1, D. Williams 2-20, K. Drake 2-10, J. Thomas 2-8-1.
Carolina: D. Funchess 5-92-2, C. Samuel 5-45, R. Shepard 3-40, E. Dickson 3-33-1, C. McCaffrey 3-27-1, B. Bersin 1-12, K. Clay 1-5.

SACKS (Sk-Yds):

Miami: None.
Carolina: None.

INTERCEPTIONS (Int-Yds):

Miami: None.
Carolina: L. Kuechly 1-0.

FORCED FUMBLES:

Miami: None.
Carolina: None.

FUMBLE RECOVERIES (No-Yds):

Miami: None.
Carolina: None.

TEAM STATS

	MIA	CAR
First Downs	17	30
Rushing	3	12
Passing	12	16
Penalty	2	2
3rd-Down Efficiency	7 for 12	11 for 14
4th-Down Efficiency	0 for 1	0 for 0
Total Net Yards	313	548
Total Net Plays	54	71
Average Gain	5.8	7.7
Net Yards Rushing	100	294
Rushes	17	36
Yards per Rush	5.9	8.2
Net Yards Passing	213	254
Completed - Attempted	22-37	21-35
Yards per Pass Play	5.8	7.3
Sacked - Yards Lost	0-0	0-0
Had Intercepted	1	0
Punts - Average	4-167-41.8	2-85-42.5
Return Yardage	87	91
Punts - Return Yards	0-0	2-10
Kickoffs - Return Yards	4-87	4-81
Interceptions - Return Yards	0-0	1-0
Penalties - Yards	7-57	6-37
Fumbles - Lost	0-0	0-0
Red-Zone Efficiency	2 for 2	4 for 4
Goal-to-Go Efficiency	1 for 1	3 for 3
Time of Possession	24:21	35:39



2017 GAME RECAPS

WEEK 11

NOV. 19, 2017 | MIAMI GARDENS, FLA.
HARD ROCK STADIUM
ATTENDANCE: 65,089 | TV: FOX

SCORING SUMMARY

TAMPA BAY 30	MIAMI 20
---------------------	-----------------

	1	2	3	4	F
Tampa Bay	3	17	0	10	30
Miami	7	0	6	7	20

Matt Moore was called on to come into the game at quarterback for the second time this season, but the Dolphins weren't able to rally for a victory this time.

Moore replaced Jay Cutler, who left in the second half because of a concussion, helped the Dolphins erase a 20-7 deficit but Tampa Bay prevailed in the end, winning 30-20 on a 35-yard field goal by Patrick Murray with 6 seconds left.

Tampa Bay scored a touchdown on the final play on a fumble recovery in the end zone after the Dolphins began using laterals in a desperate effort to score a miraculous touchdown.

The Dolphins (4-6) tied the score 20-20 when Moore hit Kenny Stills with a 61-yard touchdown pass, capping Stills' seven-catch, 180-yard day.

But Tampa Bay answered with a 58-yard drive that began with a 17-yard pass from Ryan Fitzpatrick, starting in place of the injured Jameis Winston, to wide receiver Mike Evans.

Moore helped the Dolphins erase a 28-14 deficit in a 31-28 victory against the New York Jets on Oct. 22.

Before tying the game, the Dolphins missed several opportunities in the second half.

One of those came with 6:50 left in the fourth quarter when Damien Williams was stuffed for no gain on a fourth-and-1 from the Tampa Bay 34-yard line. The Dolphins earlier had to settle for two Cody Parkey field goals after they got into the red zone.

Jarvis Landry scored the first Dolphins touchdown when he caught a 2-yard pass from Cutler in the first quarter.

SCORING DRIVES

TEAM	QTR	TIME	PLAY (EXTRA POINT) (DRIVE INFO)	TB	MIA
Buccaneers	1	7:13	P.Murray 30 yd. Field Goal (7-63, 3:28)	3	0
Dolphins	1	4:23	J.Landry 2 yd. pass from J.Cutler (C.Parkey kick) (7-90, 2:50)	3	7
Buccaneers	2	14:10	P.Murray 30 yd. Field Goal (11-59, 5:13)	6	7
Buccaneers	2	12:14	O.Howard 6 yd. pass from R.Fitzpatrick (P.Murray kick) (2-5, 0:41)	13	7
Buccaneers	2	0:45	D.Jackson 4 yd. pass from R.Fitzpatrick (P.Murray kick) (4-37, 1:05)	20	7
Dolphins	3	10:57	C.Parkey 26 yd. Field Goal (9-70, 4:03)	20	10
Dolphins	3	4:19	C.Parkey 31 yd. Field Goal (11-66, 4:52)	20	13
Dolphins	4	3:00	K.Stills 61 yd. pass from M.Moore (C.Parkey kick) (5-74, 1:37)	20	20
Buccaneers	4	0:04	P.Murray 35 yd. Field Goal (9-58, 2:56)	23	20
Buccaneers	4	0:00	A.Glanton fumble recovery in end zone (P.Murray kick)	30	20

GAME STATISTICS

RUSHING (Att-Yds-TD):

Tampa Bay: D. Martin 19-38, R. Fitzpatrick 3-9, C. Sims III 1-3, J. Rodgers 1-3.
Miami: D. Williams 10-78, K. Drake 7-4, J. Cutler 1-1, M. Moore 1-0.

PASSING (A-C-Y-TD-I):

Tampa Bay: R. Fitzpatrick 37-22-275-2-0.
Miami: M. Moore 28-17-1-0, J. Cutler 12-6-83-1-3.

RECEIVING (Rec-Yds-TD):

Tampa Bay: M. Evans 5-92, O. Howard 3-52-1, C. Sims III 3-25, C. Godwin 2-38, D. Jackson 2-28-1, A. Humphries 2-11, P. Barber 2-11, D. Martin 2-6, C. Brate 1-12.
Miami: K. Stills 7-180-1, J. Landry 6-95-1, J. Thomas 4-30, D. Parker 4-26, D. Williams 1-24, K. Drake 1-10.

SACKS (Sk-Yds):

Tampa Bay: G. McCoy 1-0.
Miami: J. Phillips 1-7.

INTERCEPTIONS (Int-Yds):

Tampa Bay: K. Alexander 1-20, J. Evans 1-11, R. McClain 1-6.
Miami: None.

FORCED FUMBLES:

Tampa Bay: R. Smith 1, C. Conte 1.
Miami: None.

FUMBLE RECOVERIES (No-Yds):

Tampa Bay: R. Smith 1-0, A. Glanton 1-0-1.
Miami: None.

TEAM STATS

	TB	MIA
First Downs	19	18
Rushing	2	1
Passing	15	15
Penalty	2	2
3rd-Down Efficiency	3 for 13	6 for 13
4th-Down Efficiency	0 for 0	0 for 1
Total Net Yards	321	448
Total Net Plays	62	60
Average Gain	5.2	7.5
Net Yards Rushing	53	83
Rushes	24	19
Yards per Rush	2.2	4.4
Net Yards Passing	268	365
Completed - Attempted	22-37	23-40
Yards per Pass Play	7.1	8.9
Sacked - Yards Lost	1-7	1-0
Had Intercepted	0	3
Punts - Average	6-249-41.5	2-106-53.0
Return Yardage	97	89
Punts - Return Yards	1-7	3-20
Kickoffs - Return Yards	2-53	4-69
Interceptions - Return Yards	3-37	0-0
Penalties - Yards	9-82	17-123
Fumbles - Lost	0-0	4-2
Red-Zone Efficiency	2 for 5	1 for 4
Goal-to-Go Efficiency	2 for 2	1 for 2
Time of Possession	31:49	28:11



2017 GAME RECAPS

WEEK 12

NOV. 26, 2017 | FOXBOROUGH, MASS.
GILLETTE STADIUM
ATTENDANCE: 65,878 | TV: CBS

SCORING SUMMARY

MIAMI 17

NEW ENGLAND 35

	1	2	3	4	F
Miami	0	10	0	7	17
New England	14	7	7	7	35

On a day when the Dolphins lost players to injuries and an ejection, a fake punt set the stage for a frustrating day at Gillette Stadium.

Quarterback Tom Brady threw four touchdown passes, and running back Rex Burkhead and tight end Rob Gronkowski each scored two touchdowns as the New England Patriots handed the Dolphins a 35-17 defeat.

The Dolphins lost running back Senorise Perry on the second-half kickoff after he was taken out to be evaluated for a concussion. Damien Williams left the game later in that third quarter when he sustained a shoulder injury while being tackled after an 11-yard run.

Cornerback Bobby McCain was ejected in the third quarter after officials ruled a threw a punch at New England wide receiver Danny Amendola after the two became tangled on a Patriots running play.

Safety Reshad Jones and Kenyan Drake, the only running back available after Perry and Williams left the game, scored the Dolphins touchdowns. Cody Parkey kicked a 28-yard field goal in the second quarter.

Jones scored when he returned a fumble 14 yards in the second quarter. The fumble came when backup center Ted Karras snapped the ball in shotgun formation when Brady wasn't looking at him.

It was Jones' second touchdown of the season and the fifth of his career.

Drake scored on a screen pass in the fourth quarter when the Dolphins trailed 28-10.

SCORING DRIVES

TEAM	QTR	TIME	PLAY (EXTRA POINT) (DRIVE INFO)	MIA	NE
Patriots	1	11:39	R.Burkhead 2 yd. run (S.Gostkowski kick)	0	7
Patriots	1	5:33	R.Gronkowski 5 yd. pass from T.Brady (S.Gostkowski kick) (9-88, 4:39)	0	14
Dolphins	2	13:19	R.Jones 14 yd. fumble return (C.Parkey kick)	7	14
Patriots	2	8:29	R.Burkhead 1 yd. pass from T.Brady (S.Gostkowski kick) (9-78, 4:50)	7	21
Dolphins	2	4:06	C.Parkey 28 yd. Field Goal (9-65, 4:23)	10	21
Patriots	3	10:28	R.Gronkowski 15 yd. pass from T.Brady (S.Gostkowski kick) (7-77, 2:46)	10	28
Dolphins	4	11:43	K.Drake 8 yd. pass from M.Moore (C.Parkey kick) (8-73, 3:12)	17	28
Patriots	4	6:31	B.Cooks 5 yd. pass from T.Brady (S.Gostkowski kick) (5-38, 2:10)	17	35

GAME STATISTICS

RUSHING (Att-Yds-TD):

Miami: D. Williams 8-38, K. Drake 9-20, M. Moore 2-9.
New England: D. Lewis 15-112, R. Burkhead 13-50-1, N. Ebner 1-14, J. White 3-13, B. Cooks 1-11, T. Brady 5-(-4).

PASSING (A-C-Y-TD-I):

Miami: M. Moore 34-23-215-1-12.
New England: T. Brady 28-18-227-4-1.

RECEIVING (Rec-Yds-TD):

Miami: J. Landry 8-70, J. Thomas 5-52, K. Stills 3-47, K. Drake 3-27-1, D. Williams 3-14, D. Parker 1-5.
New England: B. Cooks 6-83-1, R. Gronkowski 5-82-2, R. Burkhead 2-3-1, P. Dorsett 1-39, D. Amendola 1-15, J. White 1-2, D. Allen 1-2, D. Lewis 1-1.

SACKS (Sk-Yds):

Tampa Bay: G. McCoy 1-0.
Miami: J. Phillips 1-7.

INTERCEPTIONS (Int-Yds):

Miami: B. McCain 1-0.
New England: S. Gilmore 1-20, D. Harmon 1-0.

FORCED FUMBLES:

Miami: W. Aikens 1, A. Verner 1.
New England: M. Butler 1, T. Flowers 1.

FUMBLE RECOVERIES (No-Yds):

Miami: R. Jones 1-14-1.
New England: P. Chung 1-0.

TEAM STATS

	MIA	NE
First Downs	15	25
Rushing	5	9
Passing	9	11
Penalty	1	5
3rd-Down Efficiency	2 for 11	5 for 12
4th-Down Efficiency	2 for 3	1 for 2
Total Net Yards	221	417
Total Net Plays	60	67
Average Gain	3.7	6.2
Net Yards Rushing	67	196
Rushes	19	38
Yards per Rush	3.5	5.2
Net Yards Passing	154	221
Completed - Attempted	23-34	18-28
Yards per Pass Play	3.8	7.6
Sacked - Yards Lost	7-61	1-6
Had Intercepted	2	1
Punts - Average	5-208-41.6	3-122-40.7
Return Yardage	97	59
Punts - Return Yards	1-0	3-4
Kickoffs - Return Yards	4-97	2-35
Interceptions - Return Yards	1-0	2-20
Penalties - Yards	6-52	7-70
Fumbles - Lost	2-1	4-1
Red-Zone Efficiency	1 for 3	5 for 5
Goal-to-Go Efficiency	1 for 2	4 for 4
Time of Possession	27:19	32:41



2017 GAME RECAPS

WEEK 13

DEC. 3, 2017 | MIAMI GARDENS, FLA.
HARD ROCK STADIUM
ATTENDANCE: 65,092 | TV: FOX

SCORING SUMMARY

DENVER 9

MIAMI 35

	1	2	3	4	F
Denver	0	3	6	0	9
Miami	2	14	10	9	35

The Dolphins used big plays on offense, defense and special teams to end their five-game losing streak.

Cornerback Xavien Howard scored on a pick-six, running back Kenyan Drake had a 42-yard touchdown run, and Terrence Fede blocked a punt when the Dolphins defeated the Denver Broncos 35-9 at Hard Rock Stadium.

The Dolphins set a season high for points, topping their 31 in their victory against the New York Jets on Oct. 22. Their output included two safeties, a first in franchise history.

Howard, who came into the game looking for his first career regular season interception, had another pick in the fourth quarter.

Tight end Julius Thomas, who spent the first four seasons of his NFL career with Denver, scored the Dolphins' first touchdown on a 9-yard reception. Jay Cutler threw a second touchdown pass, a 23-yarder to Kenny Stills, with 10:21 left in the fourth quarter.

The Dolphins got their first safety when an errant snap went over the head of Denver quarterback Trevor Siemian and he batted the ball out of the back of the end zone. The second came in the fourth quarter when Chase Allen forced the ball loose from Denver returner Isaiah McKenzie at the 3-yard line and McKenzie was tackled in the end zone after recovering the loose ball.

Cody Parkey also kicked a field goal.

Drake, getting an increased workload with running back Damien Williams inactive because of a shoulder injury, set career highs in attempts with 22 and yards with 116.

SCORING DRIVES

TEAM	QTR	TIME	PLAY (EXTRA POINT) (DRIVE INFO)	DEN	MIA
Dolphins	1	3:07	M.Paradis fumble out of bounds in end zone for a Safety	0	2
Broncos	2	13:28	B.McManus 31 yd. Field Goal (7-67, 2:57)	3	2
Dolphins	2	9:39	J.Thomas 9 yd. pass from J.Cutler (C.Parkey kick) (9-75, 3:49)	3	9
Dolphins	2	9:32	X.Howard 30 yd. interception return (C.Parkey kick)	3	16
Dolphins	3	10:32	C.Parkey 37 yd. Field Goal (5-28, 2:45)	3	19
Broncos	3	4:56	J.Simmons 65 yd. interception return (pass failed)	9	19
Dolphins	3	2:54	K.Drake 42 yd. run (C.Parkey kick) (4-61, 2:02)	9	26
Dolphins	4	10:21	K.Stills 23 yd. pass from J.Cutler (C.Parkey kick) (1-23, 0:06)	9	33
Dolphins	4	8:49	I.McKenzie tackled in end zone by S.Perry for a Safety	9	35

GAME STATISTICS

RUSHING (Att-Yds-TD):

Denver: C. Anderson 15-67, T. Siemian 3-16, J. Charles 3-12, D. Booker 2-8.
Miami: K. Drake 23-120-1, S. Perry 5-22, J. Grant 1-2, J. Cutler 1-1.

PASSING (A-C-Y-TD-I):

Denver: T. Siemian 41-19-200-0-3.
Miami: J. Cutler 31-18-235-2-2, D. Fales 1-0-0-0-0.

RECEIVING (Rec-Yds-TD):

Denver: J. Charles 5-39, C. Anderson 4-43, D. Thomas 2-27, A. Traylor 2-16, E. Sanders 2-11, V. Green 1-36, B. Fowler 1-23, C. Latimer 1-5, D. Booker 1-0.
Miami: K. Stills 5-98-1, J. Landry 5-62, K. Drake 3-21, J. Thomas 3-20-1, A. Fasano 1-29, D. Parker 1-5.

SACKS (Sk-Yds):

Denver: S. Harris 1-6, V. Miller 0.5-3.5, Z. Kerr 0.5-3.5.
Miami: J. Phillips 1-14, B. McCain 1-13, A. Branch 1-6.

INTERCEPTIONS (Int-Yds):

Denver: J. Simmons 1-65-1, C. Harris 1-13.
Miami: X. Howard 2-42-1, T. McDonald 1-7.

FORCED FUMBLES:

Denver: B. Roby 1.
Miami: C. Allen 1.

FUMBLE RECOVERIES (No-Yds):

Denver: B. Roby 1-0.
Miami: None.

TEAM STATS

	DEN	MIA
First Downs	14	15
Rushing	3	4
Passing	10	10
Penalty	1	1
3rd-Down Efficiency	1 for 13	4 for 15
4th-Down Efficiency	0 for 1	0 for 0
Total Net Yards	270	367
Total Net Plays	67	64
Average Gain	4.0	5.7
Net Yards Rushing	103	145
Rushes	23	30
Yards per Rush	4.5	4.8
Net Yards Passing	167	222
Completed - Attempted	19-41	18-32
Yards per Pass Play	3.8	6.5
Sacked - Yards Lost	3-33	2-13
Had Intercepted	3	2
Punts - Average	8-340-42.5	9-386-42.9
Return Yardage	90	162
Punts - Return Yards	1--3	5-56
Kickoffs - Return Yards	1-15	3-57
Interceptions - Return Yards	2-78	3-49
Penalties - Yards	9-57	7-85
Fumbles - Lost	2-0	1-1
Red-Zone Efficiency	0 for 2	1 for 2
Goal-to-Go Efficiency	0 for 1	1 for 1
Time of Possession	25:38	34:22





SUPPLEMENTAL STATS





2017 STATISTICS

WON 5, LOST 7			
9/17/2017	W	19- 17	at Los Angeles Chargers
9/24/2017	L	6- 20	at New York Jets
10/1/2017	L	0- 20	New Orleans Saints
10/8/2017	W	16- 10	Tennessee Titans
10/15/2017	W	20- 17	at Atlanta Falcons
10/22/2017	W	31- 28	New York Jets
10/26/2017	L	0- 40	at Baltimore Ravens
11/5/2017	L	24- 27	Oakland Raiders
11/13/2017	L	21- 45	at Carolina Panthers
11/19/2017	L	20- 30	Tampa Bay Buccaneers
11/26/2017	L	17- 35	at New England Patriots
12/3/2017	W	35- 9	Denver Broncos

	MIAMI	OPPONENT
Total First Downs	206	238
Rushing	44	62
Passing	135	149
Penalty	27	27
3rd Down: Made/Att	50/151	55/149
3rd Down Pct.	33.1%	36.9%
4th Down: Made/Att	4/16	2/6
4th Down Pct.	25.0%	33.3%
Possession Avg.	29:15	30:45
Total Net Yards	3511	4079
Avg. Per Game	292.6	339.9
Total Plays	731	736
Avg. Per Play	4.8	5.5
Net Yards Rushing	1016	1398
Avg. Per Game	84.7	116.5
Total Rushes	271	325
Net Yards Passing	2495	2681
Avg. Per Game	207.9	223.4
Sacked/Yards Lost	27/203	21/142
Gross Yards	2698	2823
Attempts/Completions	433/271	390/254
Completion Pct.	62.6%	65.1%
Had Intercepted	17	7
Punts/Average	66/44.7	59/45.8
Net Punting Avg.	40.9	41.5
Penalties/Yards	97/772	99/886
Fumbles/Ball Lost	14/6	20/6
Touchdowns	24	36
Rushing	2	9
Passing	19	22
Returns	3	5

SCORE BY PERIODS	Q1	Q2	Q3	Q4	OT	PTS
TEAM	29	47	54	79	0	209
OPPONENTS	54	104	79	61	0	298

SCORING	TD	RU	PA	RT	PAT	FG	2Pt	PTS
C.Parkey	0	0	0	0	20/23	13/14	0	59
J.Landry	6	0	6	0	0/0	0/0	0	36
K.Stills	6	0	6	0	0/0	0/0	0	36
K.Drake	3	2	1	0	0/0	0/0	1	20
J.Thomas	3	0	3	0	0/0	0/0	0	18
R.Jones	2	0	0	2	0/0	0/0	0	12
A.Fasano	1	0	1	0	0/0	0/0	0	6
D.Parker	1	0	1	0	0/0	0/0	0	6
X.Howard	1	0	0	1	0/0	0/0	0	6
D.Williams	1	0	1	0	0/0	0/0	0	6
S.Perry	0	0	0	0	0/0	0/0	0	2
TEAM	24	2	19	3	20/23	13/14	1	209
OPPONENTS	36	9	22	5	34/34	16/23	0	298

2-Pt. Conversions: Team 1/1, Opponents: 0/2

Sacks: C.Wake 8.0, A.Branch 4.0, N.Suh 3.5, J.Phillips 1.0, B.McCain 1.0, C.Harris 1.0, W.Hayes 1.0, K.Alonso 1.0, R.Jones 0.5 **Team: 21.0, Opponents: 27.0**



2017 STATISTICS

RUSHING	NO.	YDS	AVG	LONG	TD
J.Ajayi	138	465	3.4	21	0
K.Drake	65	320	4.9	66t	2
D.Williams	46	181	3.9	69	0
S.Perry	5	22	4.4	12	0
J.Cutler	11	21	1.9	9	0
M.Moore	3	9	3.0	7	0
M.Gray	1	3	3.0	3	0
J.Grant	1	2	2.0	2	0
TEAM	271	1016	3.7	69	2
OPPONENTS	325	1398	4.3	69	9

RECEIVING	NO.	YDS	AVG	LONG	TD
J.Landry	80	699	8.7	49	6
K.Stills	48	733	15.3	61t	6
J.Thomas	37	362	9.8	27	3
D.Parker	36	414	11.5	31	1
D.Williams	20	155	7.8	24	1
K.Drake	18	110	6.1	17	1
J.Ajayi	14	67	4.8	15	0
A.Fasano	8	74	9.3	29	1
L.Carroo	7	69	9.9	21	0
J.Grant	3	15	5.0	12	0
TEAM	271	2698	10.0	61t	19
OPPONENTS	254	2823	11.1	69t	22

Fumbles Lost: K.Drake 2, K.Stills 1, J.Landry 1, J.Ajayi 1, J.Grant 1
Total: 6.

Opponent Fumble Recoveries: R.Jones 3, T.Fede 1, M.Hull 1, C.Harris 1
Total: 6

PASSING	ATT	CMP	YDS	CMP%	YDS/ATT	TD	TD%	INT	INT%	LONG	SACK	LOST	RATING
J.Cutler	302	193	1837	63.9%	6.1	15	5.0%	11	3.6%	36	15	108	82.0
M.Moore	127	78	861	61.4%	6.8	4	3.1%	5	3.9%	61t	12	95	75.6
M.Gray	1	0	0	0.0%	0.0	0	0.0%	0	0.0%	0	0	0	39.6
D.Fales	1	0	0	0.0%	0.0	0	0.0%	0	0.0%	0	0	0	39.6
J.Landry	1	0	0	0.0%	0.0	0	0.0%	0	0.0%	0	0	0	39.6
M.Haack	1	0	0	0.0%	0.0	0	0.0%	1	100.0%	0	0	0	0.0
TEAM	433	271	2698	62.6%	6.2	19	4.4%	17	3.9%	61t	27/	203	78.5
OPPONENTS	390	254	2823	65.1%	7.2	22	5.6%	7	1.8%	69t	21/	142	97.8

INTERCEPTIONS	NO.	YDS	AVG	LONG	TD
X.Howard	2	42	21.0	30t	1
R.Jones	2	15	7.5	15	0
B.McCain	2	6	3.0	6	0
T.McDonald	1	7	7.0	7	0
TEAM	7	70	10.0	30t	1
OPPONENTS	17	311	18.3	65t	3

PUNTING	NO	YDS	AVG	NET	TB	IN	LG	B
M.Haack	66	2948	44.7	40.9	4	26	64	0
TEAM	66	2948	44.7	40.9	4	26	64	0
OPPONENTS	59	2703	45.8	41.5	2	24	71	1

PUNT RETURNS	RET	FC	YDS	AVG	LONG	TD
J.Grant	20	9	145	7.3	27	0
J.Landry	11	2	72	6.5	16	0
TEAM	31	11	217	7.0	27	0
OPPONENTS	26	18	166	6.4	23	0

KICKOFF RETURNS	NO.	YDS	AVG	LONG	TD
J.Grant	17	396	23.3	31	0
K.Drake	7	147	21.0	34	0
S.Perry	5	107	21.4	29	0
J.Landry	1	-5	-5.0	-5	0
D.Williams	0	-7	0	-7	0
TEAM	30	638	21.3	34	0
OPPONENTS	23	463	20.1	35	0

FIELD GOALS	1-19	20-29	30-39	40-49	50+
C.Parkey	0/0	3/3	6/6	3/3	1/2
TEAM	0/0	3/3	6/6	3/3	1/2
OPPONENTS	0/0	1/1	5/5	7/13	3/4



2017 STATISTICS

2017 MIAMI DOLPHINS INDIVIDUAL DEFENSIVE STATISTICS												
PLAYER	GP	SOLO	ASST	TOT	SACKS	YDS	TFL	QBH	INT	PD	FF	FR
Reshad Jones	12	69	16	85	0.5	4.5	4	1	2	3	0	3
Kiko Alonso	12	57	26	83	1.0	0.0	6	2	0	1	2	0
Lawrence Timmons	10	47	20	67	0.0	0.0	4	2	0	3	0	0
Xavien Howard	12	33	5	38	0.0	0.0	1	0	2	9	0	0
Ndamukong Suh	12	21	14	35	3.5	15.0	5	9	0	1	2	0
Cordrea Tankersley	10	24	7	31	0.0	0.0	1	0	0	7	0	0
Davon Godchaux	11	20	11	31	0.0	0.0	1	2	0	1	1	0
Bobby McCain	12	22	8	30	1.0	13.0	3	1	2	6	0	0
Cameron Wake	12	22	7	29	8.0	63.5	10	22	0	0	0	0
Rey Mauluga	6	14	9	23	0.0	0.0	1	0	0	0	0	0
T.J. McDonald	4	14	7	21	0.0	0.0	1	0	1	2	0	0
Mike Hull	12	14	7	21	0.0	0.0	1	1	0	0	0	1
Nate Allen	7	14	6	20	0.0	0.0	0	0	0	1	0	0
Andre Branch	11	11	9	20	4.0	16.0	4	6	0	1	0	0
William Hayes	10	14	5	19	1.0	8.0	4	5	0	0	0	0
Chase Allen	12	17	1	18	0.0	0.0	0	0	0	0	0	0
Vincent Taylor	10	10	7	17	0.0	0.0	1	1	0	1	0	0
Michael Thomas	12	9	7	16	0.0	0.0	1	0	0	1	0	0
Charles Harris	12	10	3	13	1.0	8.0	1	8	0	2	0	1
Jordan Phillips	9	7	6	13	1.0	14.0	3	3	0	1	0	0
Byron Maxwell	2	8	0	8	0.0	0.0	0	0	0	0	1	0
Terrence Fede	12	4	2	6	0.0	0.0	0	1	0	0	0	1
Stephone Anthony	4	4	2	6	0.0	0.0	0	0	0	0	0	0
Alterraun Verner	12	4	0	4	0.0	0.0	0	0	0	1	1	0
Jordan Lucas	7	2	0	2	0.0	0.0	0	0	0	0	0	0
Maurice Smith	6	1	0	1	0.0	0.0	0	0	0	1	0	0
Walt Aikens	12	1	0	1	0.0	0.0	0	0	0	0	0	0
TOTALS		473	185	658	21.0	142.0	52	64	7	42	7	6

NOTE: Special teams and miscellaneous tackles/fumbles not included above

DEFENSIVE TOUCHDOWNS: Reshad Jones 38-yard fumble return vs. Tennessee (10/8), Reshad Jones 14-yard fumble return at New England (11/26), Xavien Howard 30-yard interception return vs. Denver (12/3).

MISCELLANEOUS TACKLES: Jarvis Landry 6, Kenny Stills 2, Jermon Bushrod 1, Kenyan Drake 1, Ja'Wuan James 1, Ted Larsen 1, DeVante Parker 1, Mike Pouncey 1, Julius Thomas 1.

MISCELLANEOUS FORCED FUMBLES: None.

MISCELLANEOUS FUMBLE RECOVERIES: Jarvis Landry 2, Jay Cutler 1, Ja'Wuan James 1.



GAME-BY-GAME TEAM STATISTICS

2017 MIAMI DOLPHINS GAME-BY-GAME STATISTICS																			
GAME	SCORE				FIRST DOWNS				3RD DOWN		4TH DOWN		NET YARDS						
	PTS	OPP	DIFF	OT	TOT	RUSH	PASS	PEN	CON	ATT	CON	ATT	TOT	RUSH	PASS	TO	PEN	YDS	TOP
at L.A. Chargers	19	17	2	0	21	6	13	2	5	13	0	1	336	111	225	0	5	23	33:22
at N.Y. Jets	6	20	-14	0	16	0	12	4	1	12	0	3	225	30	195	2	8	51	23:52
NEW ORLEANS	0	20	-20	0	11	3	7	1	1	8	0	1	186	58	128	1	11	90	25:32
TENNESSEE	16	10	6	0	12	5	7	0	5	15	0	0	178	100	78	2	5	23	29:45
at Atlanta	20	17	3	0	20	7	10	3	5	12	2	3	289	138	151	1	4	42	34:24
NEW YORK	31	28	3	0	25	3	16	6	5	13	0	0	357	53	304	2	9	76	31:58
at Baltimore	0	40	-40	0	13	3	9	1	4	15	0	2	196	45	151	2	7	43	28:46
OAKLAND	24	27	-3	0	23	4	15	4	5	12	0	1	395	86	309	1	11	107	29:04
at Carolina	21	45	-24	0	17	3	12	2	7	12	0	1	313	100	213	1	7	57	24:21
TAMPA BAY	20	30	-10	0	18	1	15	2	6	13	0	1	448	83	365	5	17	123	28:11
at New England	17	35	-18	0	15	5	9	1	2	11	2	3	221	67	154	3	6	52	27:19
DENVER	35	9	26	0	15	4	10	1	4	15	0	0	367	145	222	3	7	85	34:22
NEW ENGLAND																			
at Buffalo																			
at Kansas City																			
BUFFALO																			
TOTALS	209	298	-89	0	206	44	135	27	50	151	4	16	3,511	1016	2,495	23	97	772	29:15

2017 OPPONENTS GAME-BY-GAME STATISTICS																			
GAME	SCORE				FIRST DOWNS				3RD DOWN		4TH DOWN		NET YARDS						
	PTS	OPP	DIFF	OT	TOT	RUSH	PASS	PEN	CON	ATT	CON	ATT	TOT	RUSH	PASS	TO	PEN	YDS	TOP
at L.A. Chargers	17	19	-2	0	24	3	19	2	2	8	0	0	367	44	323	0	6	56	26:38
at N.Y. Jets	20	6	14	0	16	4	9	3	4	13	0	0	336	103	233	1	10	94	36:08
NEW ORLEANS	20	0	20	0	22	4	16	2	6	13	1	2	347	86	261	0	8	71	34:28
TENNESSEE	10	16	-6	0	14	3	9	2	2	13	0	0	188	69	119	2	11	77	30:15
at Atlanta	17	20	-3	0	19	5	13	1	6	11	0	1	339	100	239	1	6	73	25:36
NEW YORK	28	31	-3	0	16	4	10	2	4	11	0	0	272	92	180	2	12	124	28:02
at Baltimore	40	0	40	0	19	9	7	3	3	13	0	0	295	174	121	0	5	40	31:14
OAKLAND	27	24	3	0	20	4	14	2	8	15	0	0	379	84	295	2	10	105	30:56
at Carolina	45	21	24	0	30	12	16	2	11	14	0	0	548	294	254	0	6	37	35:39
TAMPA BAY	30	20	10	0	19	2	15	2	3	13	0	0	321	53	268	0	9	82	31:49
at New England	35	17	18	0	25	9	11	5	5	12	1	2	417	196	221	2	7	70	32:41
DENVER	9	35	-26	0	14	3	10	1	1	13	0	1	270	103	167	3	9	57	25:38
NEW ENGLAND																			
at Buffalo																			
at Kansas City																			
BUFFALO																			
TOTALS	298	209	89	0	238	62	149	27	55	149	2	6	4,079	1398	2,681	13	99	886	30:45



GAME-BY-GAME TEAM DEFENSIVE STATISTICS

2017 MIAMI DOLPHINS GAME-BY-GAME TEAM DEFENSIVE STATISTICS											
GAME	SOLO	ASST	TOT	SACKS	YDS	TFL	QBH	INT	PD	FF	FR
at L.A. Chargers	42	19	61	1.0	8.0	5	5	0	0	0	0
at N.Y. Jets	43	15	58	2.0	16.0	5	5	0	1	2	1
NEW ORLEANS	55	2	57	1.0	7.0	5	5	0	1	0	0
TENNESSEE	40	10	50	6.0	22.0	4	11	0	5	2	2
at Atlanta	38	11	49	2.0	9.0	5	5	1	4	0	0
NEW YORK	31	10	41	3.0	29.0	3	5	1	4	0	1
at Baltimore	37	20	57	0.0	0.0	3	3	0	2	0	0
OAKLAND	37	12	49	1.0	5.0	5	2	1	4	2	1
at Carolina	30	36	66	0.0	0.0	0	2	0	2	0	0
TAMPA BAY	39	14	53	1.0	7.0	6	6	0	5	0	0
at New England	42	27	69	1.0	6.0	5	8	1	2	1	1
DENVER	39	9	48	3.0	33.0	6	7	3	12	0	0
NEW ENGLAND											
at Buffalo											
at Kansas City											
BUFFALO											
TOTALS	473	185	658	21.0	142.0	52	64	7	42	7	6

TURNOVER DIFFERENTIAL

2017 MIAMI DOLPHINS TURNOVERS							
GAME	TAKEAWAYS			GIVEAWAYS			DIFF
	INT	FUM	TOTAL	INT	FUM	TOTAL	
at L.A. Chargers	0	0	0	0	0	0	0
at N.Y. Jets	0	1	1	2	0	2	-1
NEW ORLEANS	0	0	0	1	0	1	-1
TENNESSEE	0	2	2	1	1	2	0
at Atlanta	1	0	1	1	0	1	0
N.Y. JETS	1	1	2	2	0	2	0
at Baltimore	0	0	0	2	0	2	-2
OAKLAND	1	1	2	0	1	1	1
at Carolina	0	0	0	1	0	1	-1
TAMPA BAY	0	0	0	3	2	5	-5
at New England	1	1	2	2	1	3	-1
DENVER	3	0	3	2	1	3	0
NEW ENGLAND							
at Buffalo							
at Kansas City							
BUFFALO							
TOTAL	7	6	13	17	6	23	-10



SPECIAL TEAMS

2017 MIAMI DOLPHINS TEAM SPECIAL TEAMS STATISTICS								
GAME	SOLO	ASST	TOT	FF	FR	BFG	BPAT	BPNT
at L.A. Chargers	5	1	6	0	0	0	0	0
at N.Y. Jets	3	0	3	0	1	1	0	0
NEW ORLEANS	3	0	3	0	0	0	0	0
TENNESSEE	4	0	4	0	0	0	0	0
at Atlanta	1	2	3	0	0	0	0	0
NEW YORK	6	1	7	0	0	0	0	0
at Baltimore	3	0	3	0	0	1	0	0
OAKLAND	4	2	6	0	0	0	0	0
at Carolina	5	2	7	0	0	0	0	0
TAMPA BAY	1	2	3	0	1	0	0	0
at New England	5	1	6	1	0	0	0	0
DENVER	3	0	3	1	0	0	0	1
NEW ENGLAND								
at Buffalo								
at Kansas City								
BUFFALO								
TOTALS	43	11	54	2	2	2	0	1

2017 MIAMI DOLPHINS INDIVIDUAL SPECIAL TEAMS STATISTICS								
PLAYER	SOLO	ASST	TOT	FF	FR	BFG	BPAT	BPNT
M. Thomas	7	3	10	0	0	0	0	0
S. Perry	4	2	6	0	0	0	0	0
M. Hull	5	0	5	0	0	0	0	0
K. Drake	4	1	5	0	0	0	0	0
A. Verner	4	1	5	0	0	0	0	0
C. Allen	4	0	4	1	0	0	0	0
T. Fede	4	0	4	0	0	0	0	1
B. McCain	3	0	3	0	0	0	0	0
W. Aikens	2	1	3	1	0	0	0	0
J. Lucas	1	1	2	0	0	0	0	0
D. Williams	1	1	2	0	0	0	0	0
J. Denney	1	0	1	0	0	0	0	0
M. Gray	1	0	1	0	0	0	0	0
J. Landry	1	0	1	0	0	0	0	0
C. Parkey	1	0	1	0	0	0	0	0
J. March-Lillard	0	1	1	0	0	0	0	0
J. Grant	0	0	0	0	2	0	0	0
V. Taylor	0	0	0	0	0	2	0	0
TOTALS	43	11	54	2	2	2	0	1

2017 MIAMI DOLPHINS KICKOFF STATISTICS									
PLAYER	GP	KO	TB	PCT	YDS	AVG	RET	RET YDS	AVG START
C. Parkey	12	45	22	48.9%	2,912	64.7	23	463	22.2
TOTAL	12	45	22	48.9%	2,912	64.7	23	463	22.2



DRIVE PRODUCTION

2017 MIAMI DOLPHINS GAME-BY-GAME DRIVE PRODUCTION										
GAME	POSS	TD	FGM	FGA	PUNT	INT	FUM	DWNS	TIME	SAF
at L.A. Chargers	10	1	4	4	3	0	0	1	1	0
at N.Y. Jets	12	1	0	0	7	2	0	2	0	0
NEW ORLEANS	9	0	0	0	6	1	0	1	1	0
TENNESSEE	14	1	1	1	9	1	1	0	1	0
at Atlanta	9	2	2	2	2	1	0	1	1	0
NEW YORK	13	4	1	1	6	2	0	0	0	0
at Baltimore	14	0	0	1	8	2	0	2	1	0
OAKLAND	11	3	1	1	5	0	1	1	0	0
at Carolina	10	3	0	0	4	1	0	1	1	0
TAMPA BAY	12	2	2	2	2	3	1	1	1	0
at New England	11	1	1	1	5	2	1	1	0	0
DENVER	16	3	1	1	9	2	1	0	0	0
NEW ENGLAND										
at Buffalo										
at Kansas City										
BUFFALO										
TOTALS	141	21	13	14	66	17	5	11	7	0

2017 OPPONENTS GAME-BY-GAME DRIVE PRODUCTION										
GAME	POSS	TD	FGM	FGA	PUNT	INT	FUM	DWNS	TIME	SAF
at L.A. Chargers	9	2	1	3	4	0	0	0	0	0
at N.Y. Jets	12	2	2	3	5	0	1	0	1	0
NEW ORLEANS	9	2	2	3	3	0	0	1	0	0
TENNESSEE	15	1	1	1	10	0	2	0	1	0
at Atlanta	9	2	1	2	3	1	0	1	0	0
NEW YORK	14	4	0	0	7	1	1	0	1	0
at Baltimore	12	3	2	3	5	0	0	0	1	0
OAKLAND	11	3	2	2	3	1	1	0	1	0
at Carolina	10	6	1	1	2	0	0	0	1	0
TAMPA BAY	12	2	3	4	6	0	0	0	0	0
at New England	13	5	0	0	3	1	1	1	2	0
DENVER	15	0	1	1	8	3	0	1	1	1
NEW ENGLAND										
at Buffalo										
at Kansas City										
BUFFALO										
TOTALS	141	32	16	23	59	7	6	4	9	1



RED ZONE PRODUCTION

2017 MIAMI DOLPHINS GAME-BY-GAME RED ZONE PRODUCTION											
GAME	POSS	TD	FGM	FGA	INT	FUM	DWNS	TIME	RZ PLAYS	RZ RUSH	RZ PASS
at L.A. Chargers	3	0	3	3	0	0	0	0	11	4	7
at N.Y. Jets	1	1	0	0	0	0	0	0	3	1	2
NEW ORLEANS	1	0	0	0	1	0	0	0	1	0	1
TENNESSEE	1	1	0	0	0	0	0	0	4	2	2
at Atlanta	3	2	1	1	0	0	0	0	8	4	4
NEW YORK	3	3	0	0	0	0	0	0	6	1	5
at Baltimore	0	0	0	0	0	0	0	0	0	0	0
OAKLAND	3	3	0	0	0	0	0	0	5	0	5
at Carolina	2	2	0	0	0	0	0	0	7	1	6
TAMPA BAY	4	1	2	2	1	0	0	0	12	3	9
at New England	3	1	1	1	1	0	0	0	6	0	6
DENVER	2	1	1	1	0	0	0	0	3	1	2
NEW ENGLAND											
at Buffalo											
at Kansas City											
BUFFALO											
TOTALS	26	15	8	8	3	0	0	0	66	17	49

2017 OPPONENT GAME-BY-GAME RED ZONE PRODUCTION											
GAME	POSS	TD	FGM	FGA	INT	FUM	DWNS	TIME	RZ PLAYS	RZ RUSH	RZ PASS
at L.A. Chargers	3	2	0	1	0	0	0	0	7	2	5
at N.Y. Jets	2	1	1	1	0	0	0	0	6	4	2
NEW ORLEANS	4	2	1	2	0	0	0	0	12	5	7
TENNESSEE	1	1	0	0	0	0	0	0	2	1	1
at Atlanta	1	1	0	0	0	0	0	0	4	3	1
NEW YORK	3	3	0	0	0	0	0	0	6	4	2
at Baltimore	2	2	0	0	0	0	0	0	6	5	1
OAKLAND	2	1	1	1	0	0	0	0	4	2	2
at Carolina	4	4	0	0	0	0	0	0	11	7	4
TAMPA BAY	5	2	3	3	0	0	0	0	9	5	4
at New England	5	5	0	0	0	0	0	0	10	6	4
DENVER	2	0	1	1	0	0	0	1	4	1	3
NEW ENGLAND											
at Buffalo											
at Kansas City											
BUFFALO											
TOTALS	34	24	7	9	0	0	0	1	81	45	36



PENALTIES

2017 GAME-BY-GAME PENALTIES						
GAME	MIAMI			OPPONENTS		
	PEN	YDS	1DWNS	PEN	YDS	1DWNS
at L.A. Chargers	5	23	2	6	56	2
at N.Y. Jets	8	51	3	10	94	4
NEW ORLEANS	11	90	2	8	71	1
TENNESSEE	5	23	2	11	77	0
at Atlanta	4	42	1	6	73	3
NEW YORK	9	76	2	12	124	6
at Baltimore	7	43	3	5	40	1
OAKLAND	11	107	2	10	105	4
at Carolina	7	57	2	6	37	2
TAMPA BAY	17	123	2	9	82	2
at New England	6	52	1	7	70	5
DENVER	7	85	1	9	57	1
NEW ENGLAND						
at Buffalo						
at Kansas City						
BUFFALO						
TOTALS	97	772	23	99	886	31



REPLAY REVIEWS

2017 REPLAY CHALLENGES BY DOLPHINS		
GAME	INITIAL RULING	RULING
L.A. CHARGERS (9/17)	J.Cutler pass incomplete deep right to D.Parker (K. Emanuel). Miami challenged the incomplete pass ruling.	Upheld
N.Y. JETS (10/22)	J.Cutler pass incomplete deep right to K.Stills [D.Bass]. Miami challenged the pass completion ruling.	Reversed
TAMPA BAY (11/19)	R.Fitzpatrick sacked at TB 1 for -7 yards (J.Phillips). Miami challenged the runner was down by contact ruling.	Upheld

2017 REPLAY CHALLENGES BY OPPONENT		
GAME	INITIAL RULING	RULING
N.Y. JETS (9/24)	J. Cutler pass short left to K. Stills. NY Jets challenged the pass completion ruling.	Upheld

2017 REVIEWS BY REPLAY ASSISTANT		
GAME	INITIAL RULING	RULING
N.Y. JETS (9/24)	B. Powell left end for 1 yard, TOUCHDOWN. Replay Official reviewed the runner broke the plane ruling.	Upheld
NEW ORLEANS (10/1)	J.Cutler pass short left to K.Stills to MIA 11 for 5 yards (M.Lattimore). FUMBLES (M.Lattimore), ball out of bounds at MIA 11. The Replay Official reviewed the loose ball recovery ruling.	Reversed
TENNESSEE (10/8)	M.Cassel sacked at TEN 24 for -7 yards (K.Alonso). FUMBLES (K.Alonso), RECOVERED by MIA-R.Jones at TEN 38. R.Jones for 38 yards, TOUCHDOWN. The Replay Official reviewed the fumble ruling.	Upheld
ATLANTA (10/15)	T. Coleman left guard for 6 yards, TOUCHDOWN. The Replay Official reviewed the runner broke the plane ruling.	Upheld
N.Y. JETS (10/22)	B.Powell right tackle to NYJ 12 for no gain (R.Jones). FUMBLES (R.Jones), RECOVERED by MIA-K.Alonso at NYJ 13. K.Alonso to NYJ 13 for no gain (K.Beachum). The Replay Official reviewed the fumble ruling.	Reversed
OAKLAND (11/5)	J.Cutler pass deep right to D.Parker ran ob at OAK 15 for 26 yards. The Replay Official reviewed the incomplete pass ruling.	Reversed
CAROLINA (11/13)	C.Newton pass deep middle intended for R.Shepard INTERCEPTED by T.McDonald at MIA 3. T.McDonald to MIA 4 for 1 yard (C.Samuel). The Replay Official reviewed the pass interception ruling.	Reversed
TAMPA BAY (11/19)	J.Cutler pass short left to J.Landry to MIA 37 for 7 yards (R.Smith). FUMBLES (R.Smith), RECOVERED by TB-R.Smith at MIA 37. R.Smith to MIA 37 for no gain (J.Landry). The Replay Official reviewed the fumble ruling.	Upheld
NEW ENGLAND (11/26)	R.Burkhead left tackle for 2 yards, TOUCHDOWN. The Replay Official reviewed the runner broke the plane ruling.	Upheld
NEW ENGLAND (11/26)	T.Brady pass deep middle intended for D.Amendola INTERCEPTED by B.McCain at MIA 35. B.McCain to MIA 35 for no gain (D.Amendola). The Replay Official reviewed the pass interception ruling.	Upheld
DENVER (12/3)	J.Cutler pass deep right intended for K.Stills INTERCEPTED by C.Harris at DEN 35. C.Harris pushed ob at DEN 48 for 13 yards (K.Drake). The Replay Official reviewed the pass interception ruling.	Upheld



THIRD AND FOURTH DOWNS

2017 GAME-BY-GAME THIRD DOWNS						
GAME	MIAMI			OPPONENTS		
	MADE	ATT	PCT	MADE	ATT	PCT
at L.A. Chargers	5	13	38.5	2	8	25.0
at N.Y. Jets	1	12	8.3	4	13	30.8
NEW ORLEANS	1	8	12.5	6	13	46.2
TENNESSEE	5	15	33.3	2	13	15.4
at Atlanta	5	12	41.7	6	11	54.5
NEW YORK	5	13	38.5	4	11	36.4
at Baltimore	4	15	26.7	3	13	23.1
OAKLAND	5	12	41.7	8	15	53.3
at Carolina	7	12	58.3	11	14	78.6
TAMPA BAY	6	13	46.2	3	13	23.1
at New England	2	11	18.2	5	12	41.7
DENVER	4	15	26.7	1	13	7.7
NEW ENGLAND						
at Buffalo						
at Kansas City						
BUFFALO						
TOTALS	50	151	33.1	55	149	36.9

2017 GAME-BY-GAME FOURTH DOWNS						
GAME	MIAMI			OPPONENTS		
	MADE	ATT	PCT	MADE	ATT	PCT
at L.A. Chargers	0	1	0.0	0	0	0.0
at N.Y. Jets	0	3	0.0	0	0	0.0
NEW ORLEANS	0	1	0.0	1	2	50.0
TENNESSEE	0	0	0.0	0	0	0.0
at Atlanta	2	3	66.7	0	1	0.0
NEW YORK	0	0	0.0	0	0	0.0
at Baltimore	0	2	0.0	0	0	0.0
OAKLAND	0	1	0.0	0	0	0.0
at Carolina	0	1	0.0	0	0	0.0
TAMPA BAY	0	1	0.0	0	0	0.0
at New England	2	3	66.7	1	2	50.0
DENVER	0	0	0.0	0	1	0.0
NEW ENGLAND						
at Buffalo						
at Kansas City						
BUFFALO						
TOTALS	4	16	25.0	2	6	33.3



QUARTER-BY-QUARTER SCORING

2017 QUARTER-BY-QUARTER SCORING													
GAME	W/L	MIAMI						OPPONENTS					
		1Q	2Q	3Q	4Q	OT	TOT	1Q	2Q	3Q	4Q	OT	TOT
at L.A. Chargers	W	3	0	10	6	–	19	0	10	7	0	–	17
at N.Y. Jets	L	0	0	0	6	–	6	0	10	10	0	–	20
NEW ORLEANS	L	0	0	0	0	–	0	0	3	7	10	–	20
TENNESSEE	W	10	0	0	6	–	16	0	3	7	0	–	10
at Atlanta	W	0	0	14	6	–	20	10	7	0	0	–	17
NEW YORK	W	7	7	0	17	–	31	14	7	7	0	–	28
at Baltimore	L	0	0	0	0	–	0	7	13	0	20	–	40
OAKLAND	L	0	9	7	8	–	24	3	10	7	7	–	27
at Carolina	L	0	7	7	7	–	21	3	14	21	7	–	45
TAMPA BAY	L	7	0	6	7	–	20	3	17	0	10	–	30
at New England	L	0	10	0	7	–	17	14	7	7	7	–	35
DENVER	W	2	14	10	9	–	35	0	3	6	0	–	9
NEW ENGLAND													
at Buffalo													
at Kansas City													
BUFFALO													
TOTALS	5-7	29	47	54	79	0	209	54	104	79	61	0	298

LONGEST DRIVES

2017 MIAMI DOLPHINS LONGEST DRIVES		
PLAYS	NET YARDS	TIME
15 (at Atlanta, 10/15)	90 (vs. Tampa Bay, 11/19)	8:43 (at Atlanta, 10/15)

2017 OPPONENTS LONGEST DRIVES		
PLAYS	NET YARDS	TIME
14 (vs. New Orleans, 10/1)	90 (at Atlanta, 10/15)	7:29 (vs. Oakland, 11/5)

INACTIVES

2017 MIAMI DOLPHINS GAME-BY-GAME INACTIVES							
at L.A. Chargers	Tankersley	McTyer	Mauluga	Asiata	E. Smith	Young	Timmons
at N.Y. Jets	Tankersley	McTyer	Mauluga	Asiata	E. Smith	Young	Phillips
NEW ORLEANS	McTyer	Maxwell	Mauluga	Asiata	E. Smith	Young	Phillips
TENNESSEE	M. Smith	McTyer	Maxwell	Anthony	Asiata	Young	Phillips
at Atlanta	Parker	M. Smith	McTyer	Maxwell	Anthony	Asiata	Young
NEW YORK	Parker	M. Smith	Maxwell	Anthony	Asiata	Young	Taylor
at Baltimore	Cutler	Parker	M. Smith	Anthony	Branch	Steen	Asiata
OAKLAND	Fales	Anthony	Larsen	Asiata	Scott	Taylor	–
at Carolina	Fales	Lucas	McTyer	Anthony	Asiata	Sterup	Scott
TAMPA BAY	Fales	Lucas	McTyer	D. Smith	Asiata	Sterup	Carroo
at New England	Cutler	M. Smith	McTyer	Asiata	Bushrod	Scott	Hayes
DENVER	Moore	Williams	McTyer	Godchaux	Asiata	Bushrod	Derby
NEW ENGLAND							
at Buffalo							
at Kansas City							
BUFFALO							



STARTERS

2017 MIAMI DOLPHINS GAME-BY-GAME OFFENSE STARTERS											
GAME	WR	LT	LG	C	RG	RT	TE	WR	QB	RB	WR
at L.A. Chargers	Stills	Tunsil	Steen	Pouncey	Bushrod	James	J. Thomas	Parker	Cutler	Ajayi	Landry
at N.Y. Jets	Stills	Tunsil	Steen	Pouncey	Bushrod	James	J. Thomas	Parker	Cutler	Ajayi	Landry
NEW ORLEANS	Stills	Tunsil	Steen	Pouncey	Bushrod	James	J. Thomas	Parker	Cutler	Ajayi	Landry
TENNESSEE	Stills	Tunsil	Steen	Pouncey	Bushrod	James	Fasano	Parker	Cutler	Ajayi	Landry
at Atlanta	Stills	Tunsil	Steen	Pouncey	Bushrod	James	J. Thomas	Fasano (TE)	Cutler	Ajayi	Landry
NEW YORK	Stills	Tunsil	Steen	Pouncey	Bushrod	James	J. Thomas	Fasano (TE)	Cutler	Ajayi	Landry
at Baltimore	Stills	Tunsil	Davis	Pouncey	Bushrod	James	J. Thomas	Fasano (TE)	Moore	Ajayi	Landry
OAKLAND	Stills	Tunsil	Davis	Pouncey	Bushrod	James	J. Thomas	Fasano (TE)	Cutler	Williams	Landry
at Carolina	Stills	Tunsil	Larsen	Pouncey	Bushrod	Davis	J. Thomas	Parker	Cutler	Williams	Landry
TAMPA BAY	Stills	Tunsil	Larsen	Pouncey	Bushrod	Davis	J. Thomas	Parker	Cutler	Williams	Landry
at New England	Stills	Tunsil	Larsen	Pouncey	Davis	Young	Drake (RB)	Parker	Moore	Williams	Landry
DENVER	Stills	Tunsil	Larsen	Pouncey	Davis	Young	J. Thomas	Parker	Cutler	Drake	Landry
NEW ENGLAND											
at Buffalo											
at Kansas City											
BUFFALO											

2017 MIAMI DOLPHINS GAME-BY-GAME DEFENSE STARTERS											
GAME	DE	DT	DT	DE	LB	LB	LB	CB	CB	S	S
at L.A. Chargers	Branch	Suh	Phillips	Wake	Alonso	Hull	C. Allen	Maxwell	Howard	Jones	N. Allen
at N.Y. Jets	Branch	Suh	Godchaux	Wake	Alonso	Hull	McCain (CB)	Maxwell	Howard	Jones	N. Allen
NEW ORLEANS	Branch	Suh	Godchaux	Wake	Alonso	Hull	Timmons	Tankersley	Howard	Jones	N. Allen
TENNESSEE	Branch	Suh	Godchaux	Wake	Alonso	Mauluga	Timmons	Tankersley	Howard	Jones	N. Allen
at Atlanta	Branch	Suh	Phillips	Wake	Alonso	Mauluga	Timmons	Tankersley	Howard	Jones	N. Allen
NEW YORK	Branch	Suh	Phillips	Wake	Alonso	Timmons	McCain (CB)	Tankersley	Howard	Jones	N. Allen
at Baltimore	Harris	Suh	Godchaux	Wake	Alonso	Mauluga	Timmons	Tankersley	Howard	Jones	N. Allen
OAKLAND	Branch	Suh	Godchaux	Wake	Alonso	Mauluga	Timmons	Tankersley	Howard	Jones	M. Thomas
at Carolina	Branch	Suh	Phillips	Wake	Alonso	Timmons	McCain (CB)	Tankersley	Howard	Jones	McDonald
TAMPA BAY	Branch	Suh	Phillips	Wake	Alonso	C. Allen	Timmons	Tankersley	Howard	Jones	McDonald
at New England	Branch	Suh	Phillips	Wake	Alonso	M. Thomas (S)	Timmons	Tankersley	Howard	Jones	McDonald
DENVER	Branch	Suh	Phillips	Wake	Alonso	McCain (CB)	Timmons	Tankersley	Howard	Jones	McDonald
NEW ENGLAND											
at Buffalo											
at Kansas City											
BUFFALO											



PARTICIPATION

2017 MIAMI DOLPHINS PARTICIPATION CHART																	GP	GS	DNP	INA
NAME	LAC	NYJ	NO	TEN	ATL	NYJ	BAL	OAK	CAR	TB	NE	DEN	NE	BUF	KC	BUF				
Aikens, Walt	X	X	X	X	X	X	X	X	X	X	X	X					12	0	0	0
Ajayi, Jay	RB	RB	RB	RB	RB	RB	RB	NOR	NOR	NOR	NOR	NOR					7	7	0	0
Allen, Chase	LB	X	X	X	X	X	X	X	X	LB	X	X					12	2	0	0
Allen, Nate	S	S	S	S	S	S	S	S	IR	IR	IR	IR					7	7	0	0
Alonso, Kiko	LB	LB	LB	LB	LB	LB	LB	LB	LB	LB	LB	LB					12	12	0	0
Anthony, Stephone	NOR	DNP	X	INA	INA	INA	INA	INA	INA	INA	X	X					4	0	1	6
Asiata, Isaac	INA	INA	INA	INA	INA	INA	INA	INA	INA	INA	INA	INA					0	0	0	12
Barrow, Lamin	IR	IR	IR	IR	IR	IR	IR	IR	IR	IR	IR	IR					0	0	0	0
Branch, Andre	DE	DE	DE	DE	DE	DE	DE	INA	DE	DE	DE	DE					11	11	0	1
Brendel, Jake	X	X	X	X	X	X	X	X	X	X	X	X					12	0	0	0
Bushrod, Jermon	RG	RG	RG	RG	RG	RG	RG	RG	RG	RG	RG	INA	INA				10	10	0	2
Carroo, Leonte	X	X	X	X	X	X	X	X	X	INA	X	X					11	0	0	1
Cutler, Jay	QB	QB	QB	QB	QB	QB	INA	QB	QB	QB	INA	QB					10	10	0	2
Davis, Jesse	X	X	X	X	X	X	LG	LG	RT	RT	RG	RG					12	6	0	0
Denney, John	X	X	X	X	X	X	X	X	X	X	X	X					12	0	0	0
Derby, A.J.	NOR	NOR	NOR	NOR	NOR	NOR	NOR	NOR	NOR	NOR	NOR	INA					0	0	0	1
Doughty, Brandon	PS	PS	PS	PS	PS	PS	PS	PS	PS	PS	PS	PS					0	0	0	0
Drake, Kenyan	X	X	X	X	X	X	X	X	X	X	RB	RB					12	2	0	0
Duarte, Thomas	PS	PS	PS	PS	PS	PS	PS	PS	PS	PS	PS	PS					0	0	0	0
Fales, David	NOR	NOR	NOR	NOR	NOR	NOR	DNP	INA	INA	INA	DNP	X					1	0	2	3
Fasano, Anthony	X	X	X	TE	TE	TE	TE	TE	X	X	X	X					12	5	0	0
Fede, Terrence	X	X	X	X	X	X	X	X	X	X	X	X					12	0	0	0
Ford, Isaiah	IR	IR	IR	IR	IR	IR	IR	IR	IR	IR	IR	IR					0	0	0	0
Godchaux, Davon	X	DT	DT	DT	X	X	DT	DT	X	X	X	INA					11	5	0	1
Grant, Jakeem	X	X	X	X	X	X	X	X	X	X	X	X					12	0	0	0
Gray, MarQueis	X	X	X	X	X	X	X	X	X	X	X	X					12	0	0	0
Haack, Matt	X	X	X	X	X	X	X	X	X	X	X	X					12	0	0	0
Harris, Charles	X	X	X	X	X	X	DE	X	X	X	X	X					12	1	0	0
Hayes, William	X	X	X	X	X	X	X	X	X	X	INA	IR					10	0	0	1
Hewitt, Neville	NOR	NOR	NOR	NOR	PS	PS	PS	PS	PS	PS	X	X					2	0	0	0
Hickey, Sean	PS	PS	PS	PS	PS	PS	PS	PS	PS	PS	PS	PS					0	0	0	0
Howard, Xavien	CB	CB	CB	CB	CB	CB	CB	CB	CB	CB	CB	CB					12	12	0	0
Hull, Mike	LB	LB	LB	X	X	X	X	X	X	X	X	X					12	3	0	0
James, Ja'Wuan	RT	RT	RT	RT	RT	RT	RT	RT	IR	IR	IR	IR					8	8	0	0
Jones, Reshad	S	S	S	S	S	S	S	S	S	S	S	S					12	12	0	0
Landry, Jarvis	WR	WR	WR	WR	WR	WR	WR	WR	WR	WR	WR	WR					12	12	0	0
Larsen, Ted	IR	IR	IR	IR	IR	IR	IR	INA	LG	LG	LG	LG					4	4	0	1
Lewis, Malcolm	PS	PS	PS	PS	PS	PS	PS	PS	PS	PS	PS	PS					0	0	0	0
Lippett, Tony	IR	IR	IR	IR	IR	IR	IR	IR	IR	IR	IR	IR					0	0	0	0
Listenbee, Kolby	NOR	NOR	NOR	PS	PS	PS	PS	PS	PS	PS	PS	PS					0	0	0	0
Lucas, Jordan	PS	PS	PS	X	X	X	X	INA	INA	X	X						7	0	0	2
Malveaux, Cameron	PS	PS	PS	PS	PS	PS	PS	PS	PS	PS	X	X					1	0	0	0
March-Lillard, Justin	X	X	NOR	NOR	NOR	NOR	NOR	NOR	NOR	NOR	NOR	NOR					2	0	0	0
Mauluga, Rey	INA	INA	INA	LB	LB	X	LB	X	NOR	NOR	NOR	NOR					6	4	0	3
Maxwell, Byron	CB	CB	INA	INA	INA	INA	NOR	NOR	NOR	NOR	NOR	NOR					2	2	0	4
McCain, Bobby	X	CB	X	X	X	CB	X	X	CB	X	X	CB					12	4	0	0
McDonald, T.J.	SUSP	SUSP	SUSP	SUSP	SUSP	SUSP	SUSP	SUSP	S	S	S	S					4	4	0	0
McMillan, Raekwon	IR	IR	IR	IR	IR	IR	IR	IR	IR	IR	IR	IR					0	0	0	0
McTyer, Torry	INA	INA	INA	INA	INA	X	X	INA	INA	INA	INA	INA					3	0	0	9
Misi, Koa	IR	IR	IR	IR	IR	IR	IR	IR	IR	IR	IR	IR					0	0	0	0
Moore, Matt	DNP	DNP	DNP	DNP	DNP	X	QB	DNP	DNP	X	QB	INA					4	2	7	1
Morgan, Drew	PS	PS	PS	PS	PS	PS	PS	PS	PS	PS	PS	PS					0	0	0	0
Parker, DeVante	WR	WR	WR	WR	INA	INA	INA	X	WR	WR	WR	WR					9	8	0	3
Parkey, Cody	X	X	X	X	X	X	X	X	X	X	X	X					12	0	0	0
Perry, Seniorise	X	X	X	X	X	X	X	X	X	X	X	X					12	0	0	0
Phillips, Jordan	DT	INA	INA	INA	DT	DT	X	X	DT	DT	DT	DT					9	7	0	3
Pouncey, Mike	C	C	C	C	C	C	C	C	C	C	C	C					12	12	0	0
Reilly, Trevor	PS	PS	PS	PS	NOR	NOR	NOR	NOR	NOR	NOR	NOR	NOR					0	0	0	0
Scott, Rashawn	PUP	PUP	PUP	PUP	PUP	PUP	PUP	INA	INA	X	INA	PS					1	0	0	3
Smith, De'Veon	PS	PS	PS	PS	PS	PS	PS	PS	PS	INA	PS	X					1	0	0	1
Smith, Eric	INA	INA	INA	IR	IR	IR	IR	IR	IR	IR	IR	IR					0	0	0	3
Smith, Maurice	X	X	X	INA	INA	INA	INA	X	X	X	INA	NFI					6	0	0	5
Steen, Anthony	LG	LG	LG	LG	LG	LG	LG	INA	IR	IR	IR	IR					6	6	0	1
Sterup, Zach	NOR	NOR	NOR	NOR	NOR	NOR	NOR	NOR	INA	INA	X	X					2	0	0	2
Stills, Kenny	WR	WR	WR	WR	WR	WR	WR	WR	WR	WR	WR	WR					12	12	0	0
Suh, Ndamukong	DT	DT	DT	DT	DT	DT	DT	DT	DT	DT	DT	DT					12	12	0	0
Tankersley, Cordrea	INA	INA	CB	CB	CB	CB	CB	CB	CB	CB	CB	CB					10	10	0	2
Tannehill, Ryan	IR	IR	IR	IR	IR	IR	IR	IR	IR	IR	IR	IR					0	0	0	0
Taylor, Vincent	X	X	X	X	X	INA	X	INA	X	X	X	X					10	0	0	2
Thomas, Julius	TE	TE	TE	X	TE	TE	TE	TE	TE	TE	X	TE					12	10	0	0
Thomas, Michael	X	X	X	X	X	X	X	S	X	X	S	X					12	2	0	0
Timmons, Lawrence	INA	SUSP	LB	LB	LB	LB	LB	LB	LB	LB	LB	LB					10	10	0	1
Tunsil, Laremy	LT	LT	LT	LT	LT	LT	LT	LT	LT	LT	LT	LT					12	12	0	0
Verner, Alterraun	X	X	X	X	X	X	X	X	X	X	X	X					12	0	0	0
Wake, Cameron	DE	DE	DE	DE	DE	DE	DE	DE	DE	DE	DE	DE					12	12	0	0
Williams, Damien	X	X	X	X	X	X	X	RB	RB	RB	RB	INA					11	4	0	1
Wright, Gabe	PS	PS	PS	PS	PS	PS	PS	PS	PS	PS	PS	PS					0	0	0	0
Young, Sam	INA	INA	INA	INA	INA	INA	X	X	X	X	RT	RT					6	2	0	6

POSITION IN CAPS = STARTER
 X = PLAYED/SUBSTITUTED
 DNP = DID NOT PLAY
 INA = INACTIVE
 IR = INJURED RESERVE
 NOR = NOT ON ROSTER
 SUSP = SUSPENDED
 PS = PRACTICE SQUAD
 PUP = PHYSICALLY UNABLE TO PERFORM
 NFI - NON-FOOTBALL ILLNESS



THE LAST TIME IT HAPPENED

THE LAST TIME (TEAM)		
BY DOLPHINS		BY OPPONENT
34-31, at Buffalo, 12/24/16	WON IN OVERTIME	21-24, at Arizona, 9/30/12
31-28, vs. N.Y. Jets, 10/22/17	WON BY SCORING IN THE LAST 2 MINUTES	30-20, vs. Tampa Bay, 11/19/17
34-31, at Buffalo, 12/24/16	TIED BY SCORING IN THE LAST 2 MINUTES	21-24, at Arizona, 9/30/12
37-0, vs. San Diego, 11/2/14	SHUTOUT AN OPPONENT	0-40, at Baltimore, 10/26/17
35-9, vs. Denver, 12/3/17	WON BY 20+ POINTS	21-45, at Carolina, 11/13/17
24-23, vs. Buffalo, 12/4/05	WON AFTER TRAILING BY 20+ POINTS	34-46, vs. New Orleans, 10/25/09
38-10, at Tennessee, 10/18/15	HELD A 28+ POINT LEAD	21-45, at Carolina, 11/13/17
35-9, vs. Denver, 12/3/17	HELD A 21+ POINT LEAD	21-45, at Carolina, 11/13/17
21 (third quarter), at N.Y. Jets, 12/17/16	SCORED 20+ POINTS IN A QUARTER	21 (third quarter), at Carolina, 11/13/17
20 (second half), at Atlanta, 10/15/17	SCORED 20+ POINTS IN A HALF	21 (first half), at New England, 11/26/17
22-9, vs. Buffalo, 11/13/14	HELD OPPONENT WITHOUT A TD	0-40, at Baltimore, 10/26/17
3 offense & 1 defense, vs. Denver, 12/3/17	SCORED TD ON OFFENSE AND DEFENSE	3 offense & 2 defense, at Baltimore, 10/26/17
1 offense, 1 defense, 2 special teams, at N.Y. Jets, 11/1/09	SCORED TD ON OFFENSE, DEFENSE & SPECIAL TEAMS	2 offense, 1 defense & 2 special teams, at New England, 10/4/10
Twice vs. Denver, 12/3/17	SCORED SAFETY	vs. Indianapolis, 12/26/15



THE LAST TIME IT HAPPENED

THE LAST TIME (OFFENSE)		
BY DOLPHINS		BY OPPONENT
Has never happened	600+ NET YARDS OF OFFENSE	622, vs. New England, 9/12/11
503, vs. Houston, 10/25/15	500+ NET YARDS OF OFFENSE	548, at Carolina, 11/13/17
448, vs. Tampa Bay, 11/19/17	400+ NET YARDS OF OFFENSE	417, at New England, 11/26/17
315, vs. Baltimore, 11/11/73	300+ NET RUSHING YARDS	305, at Pittsburgh, 12/18/88
261, at Buffalo, 12/24/16	200+ NET RUSHING YARDS	294, at Carolina, 11/13/17
206, Jay Ajayi, at Buffalo, 12/24/16	200-YARD RUSHING GAME	203, Rueben Mayes, vs. New Orleans, 12/7/86
206, Jay Ajayi, at Buffalo, 12/24/16	150-YARD RUSHING GAME	166, Chris Ivory, vs. N.Y. Jets, 10/4/15
120, Kenyan Drake, vs. Denver, 12/3/17	100-YARD RUSHING GAME	112, Dion Lewis, at New England, 11/26/17
Mercury Morris (125) and Don Nottingham (102), at Green Bay, 10/5/75	TWO 100-YARD RUSHERS	LeSean McCoy (112) and Karlos Williams (110), at Buffalo, 11/8/15
Jay Ajayi (3), 204, vs. Pittsburgh, 10/16/16, 214, vs. Buffalo, 10/23/16 and 111 vs. N.Y. Jets, 11/6/16	CONSECUTIVE 100-YARD RUSHING GAMES	C.J. Anderson, 167, at Denver, 11/23/14 and Chris Johnson, 105, at N.Y. Jets, 12/1/14
Jay Ajayi (206) and Damien Williams (56), at Buffalo, 12/24/16	COMBINED 200-YARDS RUSHING BY 2 PLAYERS	Jonathan Stewart (110) and Cam Newton (95), at Carolina, 11/13/17
32, Jay Ajayi, at Buffalo, 12/24/16	30+ CARRIES	32, Knile Davis, vs. Kansas City, 9/21/14
26, Jay Ajayi, at Atlanta, 10/15/17	25+ CARRIES	27, DeMarco Murray, vs. Tennessee, 10/9/16
85t, Lamar Miller, vs. Houston, 10/25/15	80+ YARD RUSHING PLAY	Has never happened
69, Damien Williams, vs. Tampa Bay, 11/19/17	60+ YARD RUSHING PLAY	69, Cam Newton, at Carolina, 11/13/17
42t, Kenyan Drake, vs. Denver, 12/3/17	40+ YARD RUSHING PLAY	69, Cam Newton, at Carolina, 11/13/17 43, Cameron Artis-Payne, at Carolina, 11/13/17
2, Jay Ajayi, vs. Pittsburgh, 10/16/16	2+ RUSHING TOUCHDOWNS	2, Marshawn Lynch, vs. Oakland, 11/5/17
442, at Cincinnati, 10/1/95	400+ NET PASSING YARDS (TEAM)	419, at Indianapolis, 11/4/12
365, vs. Tampa Bay, 11/19/17	300+ NET PASSING YARDS (TEAM)	323, at L.A. Chargers, 9/17/17
58, Ryan Tannehill, at N.Y. Jets, 11/29/15	50+ PASS ATTEMPTS	56, Tom Brady, vs. New England, 9/7/14
42, Jay Cutler, vs. Oakland, 11/5/17	40+ PASS ATTEMPTS	41, Trevor Siemian, vs. Denver, 12/3/17
34, Jay Cutler, vs. Oakland, 11/5/17	30+ COMPLETIONS	31, Philip Rivers, at L.A. Chargers, 9/17/17
34, Jay Cutler, vs. Oakland, 11/5/17	25+ COMPLETIONS	29, Drew Brees, vs. New Orleans, 10/1/17
at Carolina, 11/13/17	NO SACKS ALLOWED	at Carolina, 11/13/17



THE LAST TIME IT HAPPENED

THE LAST TIME (OFFENSE)		
BY DOLPHINS		BY OPPONENT
158.3, Ryan Tannehill, at Houston, 10/25/15	PERFECT PASSER RATING (158.3) <i>(MIN. 20 ATTEMPTS)</i>	158.3, Geno Smith, vs. N.Y. Jets, 12/28/14
311, Jay Cutler, vs. Oakland, 11/5/17	300+ YARD PASSER	300, Derek Carr, vs. Oakland, 11/5/17
Ryan Tannehill, 389, at New England, 9/18/16 and 319, vs. Cleveland, 9/25/16	CONSECUTIVE 300+ YARD PASSING GAMES	Philip Rivers, 331, at San Diego, 12/14/15 and Eli Manning, 337, vs. N.Y. Giants, 12/20/15
4, Matt Moore, at N.Y. Jets, 12/17/16	4+ TD PASSES	4, Tom Brady, at New England, 11/26/17
3, Jay Cutler, vs. Oakland, 11/5/17	3+ TD PASSES	4, Tom Brady, at New England, 11/26/17
15, Chris Chambers, vs. Buffalo, 12/4/05	15+ RECEPTIONS	15, Isaac Bruce, at St. Louis, 12/24/95
13, Jarvis Landry, at L.A. Chargers, 9/17/17	10+ RECEPTIONS	10, Alvin Kamara, vs. New Orleans, 10/1/17
253, Brian Hartline, at Arizona, 9/30/12	200-YARD RECEIVER	221, Eric Decker, vs. N.Y. Jets, 12/28/14
180, Kenny Stills, vs. Tampa Bay, 11/19/17	150-YARD RECEIVER	151, Julian Edelman, vs. New England, 1/1/17
180, Kenny Stills, vs. Tampa Bay, 11/19/17	100-YARD RECEIVER	126, Jared Cook, vs. Oakland, 11/5/17
Jarvis Landry (137) and DeVante Parker (106) at New England, 9/18/16	TWO 100-YARD RECEIVERS IN SAME GAME	Calvin Johnson (113) and Golden Tate (109) at Detroit, 11/9/14
Jarvis Landry, 103, vs. Arizona, 12/11/16 and 108, at N.Y. Jets, 12/17/16	CONSECUTIVE 100-YARD RECEIVING GAMES	Sammy Watkins, 154, at Buffalo, 12/24/16, Julian Edelman, 151, vs. New England, 1/1/17, Keenan Allen, 100, at L.A. Chargers, 9/17/17
Kenny Stills, 154 (second half), vs. Tampa Bay, 11/19/17	100-YARDS RECEIVING IN A HALF	Jared Cook, 113 (first half), vs. Oakland, 11/5/17
Has never happened	90+ YARD PASSING PLAY	99t, Tom Brady to Wes Welker, vs. New England, 9/12/11
80, Ryan Tannehill to Brian Hartline, at Arizona, 9/30/12	80+ YARD PASSING PLAY	84, Eli Manning to Odell Beckham Jr., vs. N.Y. Giants, 12/14/15
61t, Matt Moore to Kenny Stills, vs. Tampa Bay, 11/19/17	60+ YARD PASSING PLAY	69, Josh McCown to Robby Anderson, at N.Y. Jets, 9/24/17
61t, Matt Moore to Kenny Stills, vs. Tampa Bay, 11/19/17	50+ YARD PASSING PLAY	69, Josh McCown to Robby Anderson, at N.Y. Jets, 9/24/17
61t, Matt Moore to Kenny Stills, vs. Tampa Bay, 11/19/17 49, Matt Moore to Jarvis Landry, vs. Tampa Bay, 11/19/17 45, Matt Moore to Kenny Stills, vs. Tampa Bay, 11/19/17	40+ YARD PASSING PLAY	44t, Derek Carr to Johnny Holton, vs. Oakland, 11/5/17
3, Lamar Thomas, vs. Denver, 12/21/98	3+ TD RECEPTIONS	3, Danny Woodhead, at San Diego, 12/20/15
2, Kenny Stills, vs. N.Y. Jets, 10/22/17	2+ TD RECEPTIONS	2, Rob Gronkowski, at New England, 11/26/17
Arian Foster (38 rushing and 62 receiving), at Seattle, 9/11/16	LED TEAM IN RUSHING & RECEIVING IN SAME GAME	C.J. Anderson (67 rushing and 43 receiving), vs. Denver, 12/3/17
Jay Ajayi (214 rushing) and Kenny Stills (100 receiving) vs. Buffalo, 10/23/16	100-YARD RUSHER & 100-YARD RECEIVER IN SAME GAME	LeSean McCoy (128 rushing) and Sammy Watkins (154 receiving) at Buffalo, 12/24/16
Dan Marino (307 passing), Mark Higgs (131 rushing) and Tony Martin (106 receiving), vs. Tampa Bay, 12/1/91	100-YARD RUSHER, 100-YARD RECEIVER & 300-YARD PASSER IN SAME GAME	Tyrod Taylor (329 passing), LeSean McCoy (128 rushing), Sammy Watkins (154 receiving), at Buffalo, 12/24/16
Damien Williams (1 rushing, 1 receiving), at San Diego, 11/13/16	1+ RUSHING TD & 1+ RECEIVING TD IN SAME GAME	Rex Burkhead (1 rushing, 1 receiving), at New England, 11/26/17



THE LAST TIME IT HAPPENED

THE LAST TIME (OFFENSE)		
BY DOLPHINS		BY OPPONENT
Ryan Tannehill (3 passing, 1 rushing), at Denver, 11/23/14	1+ PASSING TD & 1+ RUSHING TD IN SAME GAME	Josh McCown (3 passing, 1 rushing), vs. N.Y. Jets, 10/22/17
at L.A. Chargers, 9/17/17	NO TURNOVERS	vs. Tampa Bay, 11/19/17
vs. N.Y. Jets, 10/22/17	TD SCORED ON FIRST DRIVE	at New England, 11/26/17
Kenyan Drake, vs. Oakland, 11/5/17	SUCCESSFUL 2-POINT CONVERSION	Tom Brady to Julian Edelman, vs. New England, 1/1/17
at Baltimore, 12/4/16	FAILED 2-POINT CONVERSION	vs. Denver, 12/3/17



THE LAST TIME IT HAPPENED

THE LAST TIME (DEFENSE)		
BY DOLPHINS		BY OPPONENT
76, vs. Buffalo, 10/21/73	HELD OPPONENT UNDER 100 YARDS OF TOTAL OFFENSE	88, at New England, 10/12/80
118, vs. Buffalo, 9/21/03	HELD OPPONENT UNDER 150 YARDS OF TOTAL OFFENSE	103, at Buffalo, 12/22/13
188, vs. Tennessee, 10/8/17	HELD OPPONENT UNDER 200 YARDS OF TOTAL OFFENSE	178, vs. Tennessee, 10/8/17
270, vs. Denver, 12/3/17	HELD OPPONENT UNDER 300 YARDS OF TOTAL OFFENSE	178, vs. Tennessee, 10/8/17
28, at Arizona, 9/30/12	HELD OPPONENT UNDER 30 YARDS RUSHING	12, at N.Y. Jets, 11/29/15
44, at L.A. Chargers, 9/17/17	HELD OPPONENT UNDER 50 YARDS RUSHING	30, at N.Y. Jets, 9/24/17
69, vs. Tennessee, 10/8/17	HELD OPPONENT UNDER 75 YARDS RUSHING	58, vs. New Orleans, 10/1/17
69, vs. Tennessee, 10/8/17	HELD OPPONENT UNDER 100 YARDS RUSHING	58, vs. New Orleans, 10/1/17
49, at N.Y. Jets, 12/1/14	HELD OPPONENT UNDER 100 YARDS NET PASSING	78, vs. Tennessee, 10/8/17
125, vs. Arizona, 12/11/16	HELD OPPONENT UNDER 150 YARDS NET PASSING	78, vs. Tennessee, 10/8/17
Louis Delmas (81) and Brent Grimes (22), at Jacksonville, 10/26/14	2+ INTERCEPTION RETURNS FOR TOUCHDOWNS BY TEAM IN SAME GAME	Darren Sharper (42) and Tracy Porter (54), vs. New Orleans, 10/25/09
30t, Xavien Howard, vs. Denver, 12/3/17	INTERCEPTION RETURN FOR A TD	65t, Justin Simmons, vs. Denver, 12/3/17
3, Sam Madison, vs. Tennessee, 11/7/99	3+ INTERCEPTIONS	3, Nate Clements, at Buffalo, 10/20/02
2, Xavien Howard, vs. Denver, 12/3/17	2+ INTERCEPTIONS	2, Preston Brown, vs. Buffalo, 9/27/15
8, at Arizona, 9/30/12	7+ SACKS BY TEAM	7, at New England, 11/26/17
6, vs. Tennessee, 10/8/17	6+ SACKS BY TEAM	7, at New England, 11/26/17
6, vs. Tennessee, 10/8/17	5+ SACKS BY TEAM	7, at New England, 11/26/17
4, Cameron Wake, at Tennessee, 10/18/15	4+ SACKS	Has never happened
4, Cameron Wake, at Tennessee, 10/18/15	3+ SACKS	3.5, Elvis Dumervil, vs. Baltimore, 12/7/14
2.5, Cameron Wake, vs. N.Y. Jets, 10/22/17	2+ SACKS	2, Trey Flowers and Elandon Roberts, at New England, 11/26/17
14t, Reshad Jones, at New England, 11/26/17	FUMBLE RECOVERED FOR TOUCHDOWN	0t, Adarius Glanton, vs. Tampa Bay, 11/19/17



THE LAST TIME IT HAPPENED

THE LAST TIME (SPECIAL TEAMS)		
BY DOLPHINS		BY OPPONENT
96t, Kenyan Drake, vs. N.Y. Jets, 11/6/16	KICKOFF RETURN FOR A TD	102t, C.J. Spiller, at Buffalo, 9/14/14
94t, Mercury Morris, at New England, 12/5/71	KICKOFF RETURN FOR A TD ON OPENING KICKOFF	101t, Jacoby Ford, at Oakland, 11/28/10
78, Kenyan Drake, vs. San Francisco, 11/27/16	50+ YARD KICKOFF RETURN	87, Chris Owusu, vs. N.Y. Jets, 12/28/14
74t, Jakeem Grant, vs. Tennessee, 10/9/16	PUNT RETURN FOR A TD	79t, Leodis McKelvin, at Buffalo, 11/15/12
74t, Jakeem Grant, vs. Tennessee, 10/9/16	50+ YARD PUNT RETURN	57, Jeremy Kerley, at N.Y. Jets, 11/29/15
Walt Aikens, at N.Y. Jets, 12/17/16	BLOCKED PUNT RECOVERED FOR A TD	Chris Burkett, vs. N.Y. Jets, 9/29/91
Terrence Fede, vs. Denver, 12/3/17	BLOCKED PUNT	Boobie Dixon, at Buffalo, 9/14/14
Walt Aikens return of blocked PAT, vs. Arizona, 12/11/16	DEFENSIVE 2-POINT CONVERSION ON PAT	Has never happened
Jordan Phillips, vs. Arizona, 12/11/16	BLOCKED PAT	Donald Penn, vs. Tampa Bay, 11/15/09
Cody Parkey, vs. Oakland, 11/5/17	MISSED (NOT BLOCKED) PAT	Chandler Catanzaro, at Arizona, 12/11/16
Vincent Taylor, at Baltimore, 10/26/17	BLOCKED FIELD GOAL	Daniel McCullers, vs. Pittsburgh, 10/16/16
47t, Curtis Johnson, vs. Green Bay, 12/19/71	BLOCKED FIELD GOAL RETURNED FOR TD	62t, Kyle Arrington, vs. New England, 12/14/14
6, Dan Carpenter, at Oakland, 11/28/10	6+ FIELD GOALS ATTEMPTED	6, Cody Parkey, vs. Cleveland, 9/25/16
5, Andrew Franks, vs. Pittsburgh, 10/16/16	5+ FIELD GOALS ATTEMPTED	5, Mike Nugent, at Cincinnati, 9/29/16
4, Cody Parkey, at L.A. Chargers, 9/17/17	4+ FIELD GOALS ATTEMPTED	4, Patrick Murray, vs. Tampa Bay, 11/19/17
4, Cody Parkey, at L.A. Chargers, 9/17/17	3+ FIELD GOALS ATTEMPTED	4, Patrick Murray, vs. Tampa Bay, 11/19/17
6, Olindo Mare, at New England, 10/17/99	6+ FIELD GOALS MADE	Never happened
5, Dan Carpenter, at Cincinnati, 10/31/10	5+ FIELD GOALS MADE	5, Mike Nugent, at Cincinnati, 9/29/16
4, Cody Parkey, at L.A. Chargers, 9/17/17	4+ FIELD GOALS MADE	5, Mike Nugent, at Cincinnati, 9/29/16
4, Cody Parkey, at L.A. Chargers, 9/17/17	3+ FIELD GOALS MADE	3, Patrick Murray, vs. Tampa Bay, 11/19/17
vs. Denver, 12/3/17	SUCCESSFUL ONSIDES KICK	at Buffalo, 12/18/11
vs. Oakland, 11/5/17	FAILED ONSIDES KICK ATTEMPT	vs. Denver, 12/3/17

National Football League Game Summary

NFL Copyright © 2017 by The National Football League. All rights reserved. This summary and play-by-play is for the express purpose of assisting media in their coverage of the game; any other use of this material is prohibited without the written permission of the National Football League. Updated: 12/4/2017

Date: Sunday, 12/3/2017

Denver Broncos at Miami Dolphins
at Hard Rock Stadium, Miami Gardens, Fla.

Start Time: 1:02 PM EST

Game Day Weather

Game Weather: Cloudy
Played Outdoor on Turf: Natural Grass

Temp: 80° F (26.7° C) Humidity: 58%, Wind: NE 11 mph

Officials

Referee: Cheffers, Carl (51)
Line Judge: Payne, Kent (79)
Back Judge: Quirk, Jim (5)

Umpire: Martin, Clay (19)
Field Judge: Robinson, Mearl (31)
Replay Official: Stewart, Charles (0)

Down Judge: Symonette, Thomas (100)
Side Judge: Freeman, Brad (88)

Lineups

Denver Broncos

Offense		Defense	
WR 88	D. Thomas	DE 96	S.Harris
LT 72	G.Bolles	DE 99	A.Gotsis
LG 76	M.Garcia	SLB 56	S.Ray
C 61	M.Paradis	WLB 58	V.Miller
RG 60	C.McGovern	ILB 51	T.Davis
RT 71	D.Stephenson	ILB 54	B.Marshall
TE 85	V.Green	LCB 29	B.Roby
WR 10	E.Sanders	RCB 25	C.Harris
RB 22	C.Anderson	DB 34	W.Parks
QB 13	T.Siemian	FS 26	D.Stewart
WR 14	C.Latimer	S 31	J.Simmons

Miami Dolphins

Offense		Defense	
WR 10	K.Stills	DE 50	A.Branch
LT 67	L.Tunsil	DT 93	N.Suh
LG 62	T.Larsen	DT 97	J.Phillips
C 51	M.Pouncey	DE 91	C.Wake
RG 77	J.Davis	LB 47	K.Alonso
RT 79	S.Young	LB 94	L.Timmons
TE 89	J.Thomas	DB 28	B.McCain
QB 6	J.Cutler	CB 30	C.Tankersley
RB 32	K.Drake	CB 25	X.Howard
WR 14	J.Landry	S 20	R.Jones
WR 11	D.Parker	S 22	T.McDonald

Substitutions

K 8 B.McManus, P 9 R.Dixon, WR 16 B.Fowler, S 20 J.Carter, RB 23 D.Booker, CB 27 B.Langley, RB 28 J.Charles, FB 32 A.Janovich, CB 38 M.Rios, ILB 41 J.Garcia-Williams, LS 42 C.Kreiter, ILB 43 J.Jones, OLB 48 S.Barrett, ILB 50 Z.Anderson, OLB 53 D.Mount, DE 57 D.Walker, T 68 E.Wilkinson, G 73 A.Barbre, TE 82 J.Heurman, WR 84 I.McKenzie, TE 86 A.Traylor, NT 90 K.Peko, DE 92 Z.Kerr

Substitutions

K 1 C.Parkey, QB 9 D.Fales, P 16 M.Haack, WR 19 J.Grant, CB/S 21 J.Lucas, S 31 M.Thomas, RB 34 S.Perry, CB/S 35 W.Aikens, RB 38 D.Smith, CB 42 A.Verner, LB 44 S.Anthony, LB 45 M.Hull, LB 46 N.Hewitt, TE 48 M.Gray, LB 59 C.Allen, C 64 J.Brendel, T 71 Z.Sterup, DE 75 C.Malveaux, DE 78 T.Fede, TE 80 A.Fasano, WR 88 L.Carroo, DE 90 C.Harris, LS 92 J.Denney, DT 96 V.Taylor

Did Not Play

QB 17 B.Osweiler

Did Not Play

Not Active

QB 12 P.Lynch, RB 33 D.Henderson, G 65 R.Leary, T 79 C.Kouandjio, WR 87 J.Taylor, NT 94 D.Peko, DE 95 D.Wolfe

Not Active

QB 8 M.Moore, RB 26 D.Williams, CB 33 T.McTyer, DT 56 D.Godchaux, G 68 I.Asiata, G/T 74 J.Bushrod, TE 85 A.Derby

Field Goals (made () & missed)

	B.McManus	(31)	C.Parkey	(37)					
			1	2	3	4	OT	Total	
VISITOR:	Denver Broncos		0	3	6	0	0	9	
HOME:	Miami Dolphins		2	14	10	9	0	35	

Scoring Plays

Team	Qtr	Time	Play Description (Extra Point) (Drive Info)	Visitor	Home
Dolphins	1	3:07	M.Paradis fumble out of bounds in end zone for a Safety	0	2
Broncos	2	13:28	B.McManus 31 yd. Field Goal (7-67, 2:57)	3	2
Dolphins	2	9:39	J.Thomas 9 yd. pass from J.Cutler (C.Parkey kick) (9-75, 3:49)	3	9
Dolphins	2	9:32	X.Howard 30 yd. interception return (C.Parkey kick)	3	16
Dolphins	3	10:32	C.Parkey 37 yd. Field Goal (5-28, 2:45)	3	19
Broncos	3	4:56	J.Simmons 65 yd. interception return (pass failed)	9	19
Dolphins	3	2:54	K.Drake 42 yd. run (C.Parkey kick) (4-61, 2:02)	9	26
Dolphins	4	10:21	K.Stills 23 yd. pass from J.Cutler (C.Parkey kick) (1-23, 0:06)	9	33
Dolphins	4	8:49	I.McKenzie tackled in end zone by S.Perry for a Safety	9	35

National Football League Game Summary

NFL Copyright © 2017 by The National Football League. All rights reserved. This summary and play-by-play is for the express purpose of assisting media in their coverage of the game; any other use of this material is prohibited without the written permission of the National Football League. Updated: 12/4/2017

Paid Attendance: 65,092

Time: 3:20

Final Individual Statistics

Denver Broncos

RUSHING	ATT	YDS	AVG	LG	TD
C.Anderson	15	67	4.5	14	0
T.Siemian	3	16	5.3	15	0
J.Charles	3	12	4.0	8	0
D.Booker	2	8	4.0	5	0
Total	23	103	4.5	15	0

PASSING	ATT	CMP	YDS	SK/YD	TD	LG	IN	RT
T.Siemian	41	19	200	3/33	0	36	3	30.5
Total	41	19	200	3/33	0	36	3	30.5

PASS RECEIVING	TAR	REC	YDS	AVG	LG	TD
J.Charles	5	5	39	7.8	20	0
C.Anderson	7	4	43	10.8	25	0
D. Thomas	10	2	27	13.5	20	0
A.Traylor	2	2	16	8.0	10	0
E.Sanders	7	2	11	5.5	6	0
V.Green	1	1	36	36.0	36	0
B.Fowler	4	1	23	23.0	23	0
C.Latimer	3	1	5	5.0	5	0
D.Booker	1	1	0	0.0	0	0
Total	40	19	200	10.5	36	0

INTERCEPTIONS	NO	YDS	AVG	LG	TD
J.Simmons	1	65	65.0	65	1
C.Harris	1	13	13.0	13	0
Total	2	78	39.0	65	1

PUNTING	NO	YDS	AVG	NET	TB	IN20	LG
R.Dixon	7	340	48.6	35.5	0	2	58
[BLOCKED]	1	0		0.0	0	0	0
Total	8	340	42.5	35.5	0	2	58

PUNT RETURNS	NO	YDS	AVG	FC	LG	TD
I.McKenzie	1	-3	-3.0	3	-3	0
[DOWNED]	4	0	0.0	0	0	0
[TOUCHBACK]	1	0	0.0	0	0	0
Total	1	-3	-3.0	3	0	0

KICKOFF RETURNS	NO	YDS	AVG	FC	LG	TD
B.Langley	1	15	15.0	0	15	0
[TOUCHBACK]	4	0	0.0	0	0	0
Total	1	15	15.0	0	15	0

Miami Dolphins

RUSHING	ATT	YDS	AVG	LG	TD
K.Drake	23	120	5.2	42	1
S.Perry	5	22	4.4	12	0
J.Grant	1	2	2.0	2	0
J.Cutler	1	1	1.0	1	0
Total	30	145	4.8	42	1

PASSING	ATT	CMP	YDS	SK/YD	TD	LG	IN	RT
J.Cutler	31	18	235	2/13	2	29	2	76.7
D.Fales	1	0	0	0/0	0	0	0	39.6
Total	32	18	235	2/13	2	29	2	74.3

PASS RECEIVING	TAR	REC	YDS	AVG	LG	TD
K.Stills	13	5	98	19.6	23	1
J.Landry	6	5	62	12.4	25	0
K.Drake	5	3	21	7.0	13	0
J.Thomas	3	3	20	6.7	9	1
A.Fasano	1	1	29	29.0	29	0
D.Parker	4	1	5	5.0	5	0
Total	32	18	235	13.1	29	2

INTERCEPTIONS	NO	YDS	AVG	LG	TD
X.Howard	2	42	21.0	30	1
T.McDonald	1	7	7.0	7	0
Total	3	49	16.3	30	1

PUNTING	NO	YDS	AVG	NET	TB	IN20	LG
M.Haack	9	386	42.9	41.0	1	7	56
Total	9	386	42.9	41.0	1	7	56

PUNT RETURNS	NO	YDS	AVG	FC	LG	TD
J.Grant	4	61	15.3	1	27	0
J.Landry	1	-5	-5.0	1	-5	0
Total	5	56	11.2	2	27	0

KICKOFF RETURNS	NO	YDS	AVG	FC	LG	TD
J.Grant	2	37	18.5	0	21	0
S.Perry	1	20	20.0	0	20	0
[TOUCHBACK]	1	0	0.0	0	0	0
Total	3	57	19.0	0	21	0

Denver Broncos

FUMBLES	FUM	LOST	OWN-REC	YDS	TD	FORCED	OPP-REC	YDS	TD	OUT-BDS
I.McKenzie	1	0	1	0	0	0	0	0	0	0
M.Paradis	1	0	0	-5	0	0	0	0	0	1
B.Roby	0	0	0	0	0	1	1	0	0	0
Total	2	0	1	-5	0	1	1	0	0	1

Miami Dolphins

FUMBLES	FUM	LOST	OWN-REC	YDS	TD	FORCED	OPP-REC	YDS	TD	OUT-BDS
K.Stills	1	1	0	0	0	0	0	0	0	0
C.Allen	0	0	0	0	0	1	0	0	0	0
Total	1	1	0	0	0	1	0	0	0	0

Final Team Statistics

	Visitor Broncos	Home Dolphins
TOTAL FIRST DOWNS	14	15
By Rushing	3	4
By Passing	10	10
By Penalty	1	1
THIRD DOWN EFFICIENCY	1-13-8%	4-15-27%
FOURTH DOWN EFFICIENCY	0-1-0%	0-0-0%
TOTAL NET YARDS	270	367
Total Offensive Plays (inc. times thrown passing)	67	64
Average gain per offensive play	4.0	5.7
NET YARDS RUSHING	103	145
Total Rushing Plays	23	30
Average gain per rushing play	4.5	4.8
Tackles for a loss-number and yards	2-6	3-9
NET YARDS PASSING	167	222
Times thrown - yards lost attempting to pass	3-33	2-13
Gross yards passing	200	235
PASS ATTEMPTS-COMPLETIONS-HAD INTERCEPTED	41-19-3	32-18-2
Avg gain per pass play (inc.# thrown passing)	3.8	6.5
KICKOFFS Number-In End Zone-Touchbacks	5-2-1	6-5-4
PUNTS Number and Average	8-42.5	9-42.9
Had Blocked	1	0
FGs - PATs Had Blocked	0-0	0-0
Net Punting Average	35.5	41.0
TOTAL RETURN YARDAGE (Not Including Kickoffs)	75	105
No. and Yards Punt Returns	1--3	5-56
No. and Yards Kickoff Returns	1-15	3-57
No. and Yards Interception Returns	2-78	3-49
PENALTIES Number and Yards	9-57	7-85
FUMBLES Number and Lost	2-0	1-1
TOUCHDOWNS	1	4
Rushing	0	1
Passing	0	2
Interceptions	1	1
EXTRA POINTS Made-Attempts	0-1	4-4
Kicking Made-Attempts	0-0	4-4
Passing Made-Attempts	0-1	0-0
FIELD GOALS Made-Attempts	1-1	1-1
RED ZONE EFFICIENCY	0-2-0%	1-2-50%
GOAL TO GO EFFICIENCY	0-1-0%	1-1-100%
SAFETIES	0	2
FINAL SCORE	9	35
TIME OF POSSESSION	25:38	34:22

Ball Possession And Drive Chart

Denver Broncos

#	Time Recd	Time Lost	Time Poss	How Ball Obtained	Drive Began	# Play	Yds Gain	Yds Pen	Net Yds	1st Down	Last Scrm	How Given Up
1	8:31	5:58	2:33	Punt	DEN 11	7	21	15	36	2	DEN 47	Interception
2	4:28	3:07	1:21	Punt	DEN 5	3	-5	0	-5	0	DEN 5	Fumble, Safety
3	1:25	13:28	2:57	Punt	DEN 20	7	67	0	67	2	* MIA 13	Field Goal
4	9:39	9:32	0:07	Kickoff	DEN 25	1	0	0	0	0	DEN 25	Interception
5	9:32	6:42	2:50	Kickoff	DEN 25	5	10	0	10	1	DEN 35	Punt
6	5:49	4:54	0:55	Interception	DEN 48	3	3	0	3	0	MIA 49	Punt
7	1:41	0:00	1:41	Punt	DEN 8	7	55	-20	35	2	DEN 43	Downs
8	15:00	13:17	1:43	Kickoff	DEN 15	3	-3	0	-3	0	DEN 12	Punt
9	10:32	8:17	2:15	Kickoff	DEN 25	5	16	-5	11	1	DEN 36	Blocked Punt
10	7:29	6:28	1:01	Fumble	DEN 11	3	3	0	3	0	DEN 14	Punt
11	2:54	1:53	1:01	Kickoff	DEN 25	3	1	0	1	0	DEN 26	Punt
12	0:56	14:49	1:07	Punt	DEN 9	3	2	0	2	0	DEN 11	Punt
13	12:02	10:27	1:35	Punt	DEN 6	5	24	-3	21	1	DEN 27	Interception
14	6:16	4:45	1:31	Punt	DEN 14	3	4	0	4	0	DEN 18	Punt
15	3:01	0:00	3:01	Punt	DEN 21	10	67	-10	57	5	* MIA 22	End of Game

(268) Average DEN 18

Miami Dolphins

#	Time Recd	Time Lost	Time Poss	How Ball Obtained	Drive Began	# Play	Yds Gain	Yds Pen	Net Yds	1st Down	Last Scrm	How Given Up
1	15:00	8:31	6:29	Kickoff	MIA 19	10	44	-5	39	3	DEN 42	Punt
2	5:58	4:28	1:30	Interception	MIA 47	3	7	0	7	0	DEN 46	Punt
3	3:07	1:25	1:42	Kickoff	MIA 42	3	2	0	2	0	MIA 44	Punt
4	13:28	9:39	3:49	Kickoff	MIA 25	9	75	0	75	4	* DEN 9	Touchdown
5	6:42	5:49	0:53	Punt	MIA 11	2	11	0	11	1	MIA 22	Interception
6	4:54	1:41	3:13	Punt	MIA 13	7	32	0	32	2	MIA 45	Punt
7	13:17	10:32	2:45	Punt	DEN 48	5	38	-10	28	1	* DEN 20	Field Goal
8	8:17	7:29	0:48	Blocked Punt	DEN 35	2	24	0	24	0	DEN 33	Fumble
9	6:28	4:56	1:32	Punt	DEN 48	3	9	0	9	0	DEN 39	Interception
10	4:56	2:54	2:02	Kickoff	MIA 39	4	61	0	61	2	DEN 42	Touchdown
11	1:53	0:56	0:57	Punt	50	3	5	0	5	0	DEN 45	Punt
12	14:49	12:02	2:47	Punt	MIA 48	3	17	-10	7	0	DEN 45	Punt
13	10:27	10:21	0:06	Interception	DEN 23	1	23	0	23	1	DEN 23	Touchdown
14	10:21	8:49	1:32	Onside Kick	MIA 48	3	-3	0	-3	0	MIA 45	Punt
15	8:49	6:16	2:33	Kickoff	MIA 37	4	13	0	13	1	50	Punt
16	4:45	3:01	1:44	Punt	MIA 18	3	9	0	9	0	MIA 27	Punt

(643) Average MIA 40

* inside opponent's 20

Time of Possession by Quarter

Visitor	1st	2nd	3rd	4th	OT	Total
Denver Broncos	5:19	7:05	6:56	6:18		25:38
Home Miami Dolphins	9:41	7:55	8:04	8:42		34:22

Kickoff Drive No.-Start Average

Broncos: 5 - DEN 23

Dolphins: 4 - MIA 31

Final Defensive Statistics

Denver Broncos	Regular Defensive Plays												Special Teams					Misc			
	TKL	AST	COMB	SK	/ YDS	TFL	Q	IN	PD	FF	FR	TKL	AST	FF	FR	BL	TKL	AST	FF	FR	
T.Davis	6	3	9	0	0	0	0	0	0	0	0	0	0	0	0	0	0	0	0	0	0
V.Miller	5	1	6	0.5	3.5	1	3	0	0	0	0	0	0	0	0	0	0	0	0	0	0
B.Marshall	5	1	6	0	0	0	0	0	0	0	0	0	0	0	0	0	0	0	0	0	0
D.Stewart	5	0	5	0	0	0	0	0	0	0	0	0	0	0	0	0	0	0	0	0	0
J.Simmons	3	2	5	0	0	0	0	1	1	0	0	1	1	0	0	0	0	0	0	0	0
S.Harris	3	1	4	1	6	2	2	0	0	0	0	0	0	0	0	0	0	0	0	0	0
B.Roby	3	1	4	0	0	0	0	0	3	1	1	0	0	0	0	0	0	0	0	0	0
W.Parks	3	0	3	0	0	0	0	0	0	0	0	0	0	0	0	0	0	0	0	0	0
Z.Kerr	1	2	3	0.5	3.5	0	1	0	0	0	0	0	0	0	0	0	0	0	0	0	0
A.Gotsis	1	2	3	0	0	1	1	0	1	0	0	0	0	0	0	0	0	0	0	0	0
C.Harris	1	1	2	0	0	0	0	1	1	0	0	0	0	0	0	0	0	0	0	0	0
K.Peko	1	1	2	0	0	0	0	0	0	0	0	0	0	0	0	0	0	0	0	0	0
S.Barrett	1	0	1	0	0	0	0	0	0	0	0	1	0	0	0	0	0	0	0	0	0
D.Walker	1	0	1	0	0	0	0	0	0	0	0	0	0	0	0	0	0	0	0	0	0
S.Ray	0	1	1	0	0	0	0	0	0	0	0	0	0	0	0	0	0	0	0	0	0
B.Fowler	0	0	0	0	0	0	0	0	0	0	0	2	0	0	0	0	0	0	0	0	0
D.Mount	0	0	0	0	0	0	0	0	0	0	0	1	0	0	0	0	0	0	0	0	0
A.Janovich	0	0	0	0	0	0	0	0	0	0	0	1	0	0	0	0	0	0	0	0	0
J.Jones	0	0	0	0	0	0	0	0	0	0	0	1	0	0	0	0	0	0	0	0	0
J.Carter	0	0	0	0	0	0	0	0	0	0	0	1	0	0	0	0	0	0	0	0	0
C.Kreiter	0	0	0	0	0	0	0	0	0	0	0	0	1	0	0	0	0	0	0	0	0
I.McKenzie	0	0	0	0	0	0	0	0	0	0	0	0	0	0	1	0	0	0	0	0	0
D. Thomas	0	0	0	0	0	0	0	0	0	0	0	0	0	0	0	0	1	0	0	0	0
G.Bolles	0	0	0	0	0	0	0	0	0	0	0	0	0	0	0	0	1	0	0	0	0
Total	39	16	55	2	13	4	7	2	6	1	1	8	2	0	1	0	2	0	0	0	0

TKL = Tackle AST = Assist COMB = Combined QH=QB Hit IN = Interception PD = Pass Defense FF = Forced Fumble FR = Fumble Recovery

Miami Dolphins	Regular Defensive Plays												Special Teams					Misc			
	TKL	AST	COMB	SK	/ YDS	TFL	QH	IN	PD	FF	FR	TKL	AST	FF	FR	BL	TKL	AST	FF	FR	
L.Timmons	3	3	6	0	0	0	0	0	1	0	0	0	0	0	0	0	0	0	0	0	0
K.Alonso	4	1	5	0	0	0	0	0	0	0	0	0	0	0	0	0	0	0	0	0	0
S.Anthony	4	1	5	0	0	0	0	0	0	0	0	0	0	0	0	0	0	0	0	0	0
N.Suh	4	0	4	0	0	0	2	0	0	0	0	0	0	0	0	0	0	0	0	0	0
R.Jones	3	1	4	0	0	0	0	0	0	0	0	0	0	0	0	0	0	0	0	0	0
B.McCain	3	0	3	1	13	2	1	0	3	0	0	0	0	0	0	0	0	0	0	0	0
V.Taylor	3	0	3	0	0	1	0	0	0	0	0	0	0	0	0	0	0	0	0	0	0
J.Phillips	2	0	2	1	14	2	2	0	1	0	0	0	0	0	0	0	0	0	0	0	0
T.McDonald	2	0	2	0	0	0	0	1	1	0	0	0	0	0	0	0	0	0	0	0	0
J.Lucas	2	0	2	0	0	0	0	0	0	0	0	1	0	0	0	0	0	0	0	0	0
C.Harris	2	0	2	0	0	0	0	0	0	0	0	0	0	0	0	0	0	0	0	0	0
M.Hull	2	0	2	0	0	0	0	0	0	0	0	0	0	0	0	0	0	0	0	0	0
C.Allen	1	1	2	0	0	0	0	0	0	0	0	1	0	1	0	0	0	0	0	0	0
C.Tankersley	0	2	2	0	0	0	0	0	0	0	0	0	0	0	0	0	0	0	0	0	0
A.Branch	1	0	1	1	6	1	1	0	0	0	0	0	0	0	0	0	0	0	0	0	0
X.Howard	1	0	1	0	0	0	0	2	5	0	0	0	0	0	0	0	0	0	0	0	0
A.Verner	1	0	1	0	0	0	0	0	1	0	0	0	0	0	0	0	0	0	0	0	0
W.Aikens	1	0	1	0	0	0	0	0	0	0	0	0	0	0	0	0	0	0	0	0	0
T.Fede	0	0	0	0	0	0	1	0	0	0	0	0	0	0	0	1	0	0	0	0	0
S.Perry	0	0	0	0	0	0	0	0	0	0	0	1	0	0	0	0	0	0	0	0	0
K.Drake	0	0	0	0	0	0	0	0	0	0	0	0	0	0	0	0	1	0	0	0	0
K.Stills	0	0	0	0	0	0	0	0	0	0	0	0	0	0	0	0	1	0	0	0	0
Total	39	9	48	3	33	6	7	3	12	0	0	3	0	1	0	1	2	0	0	0	0

Denver Broncos vs Miami Dolphins
12/3/2017 at Hard Rock Stadium

First Half Summary

PERIOD SCORES

Broncos	0	3 = 3
Dolphins	2	14 = 16

TIME OF POSSESSION

Broncos	12:24
Dolphins	17:36

Scoring Plays

Team	Qtr	Time	Play Description (Extra Point) (Drive Info)	Visitor	Home
Dolphins	1	3:07	M.Paradis fumble out of bounds in end zone for a Safety	0	2
Broncos	2	13:28	B.McManus 31 yd. Field Goal (7-67, 2:57)	3	2
Dolphins	2	9:39	J.Thomas 9 yd. pass from J.Cutler (C.Parkey kick) (9-75, 3:49)	3	9
Dolphins	2	9:32	X.Howard 30 yd. interception return (C.Parkey kick)	3	16

	Denver Broncos	Miami Dolphins
TOTAL FIRST DOWNS	7	10
First Downs Rushing-Passing-by Penalty	2 - 4 - 1	2 - 7 - 1
THIRD DOWN EFFICIENCY	0-6-0%	3-7-43%
TOTAL NET YARDS	156	171
Total Offensive Plays	32	34
NET YARDS RUSHING	59	56
NET YARDS PASSING	97	115
Gross Yards Passing	103	121
Times thrown-yards lost attempting to pass	1-6	1-6
Pass Attempts-Completions-Had Intercepted	19 - 9 - 2	18 - 11 - 1
Punts-Number and Average	2 - 42.5	4 - 42.8
Penalties-Number and Yards	4 - 29	2 - 25
Fumbles-Number and Lost	1 - 0	0 - 0
Red Zone Efficiency	0-1-0%	1-1-100%
Average Drive Start	DEN 20	MIA 26

Denver Broncos

Miami Dolphins

RUSHING						RUSHING					
	ATT	YDS	AVG	LG	TD		ATT	YDS	AVG	LG	TD
C.Anderson	9	51	5.7	14	0	K.Drake	14	55	3.9	11	0
D.Booker	2	8	4.0	5	0	J.Cutler	1	1	1.0	1	0
T.Siemian	1	0	0.0	0	0						
Total	12	59	4.9	14	0	Total	15	56	3.7	11	0

PASSING									PASSING								
	ATT	CMP	YDS	SK/YD	TD	LG	IN	RT		ATT	CMP	YDS	SK/YD	TD	LG	IN	RT
T.Siemian	19	9	103	1/6	0	36	2	24.6	J.Cutler	18	11	121	1/6	1	25	1	76.4
Total	19	9	103	1/6	0	36	2	24.6	Total	18	11	121	1/6	1	25	1	76.4

PASS RECEIVING								PASS RECEIVING							
	TAR	REC	YDS	AVG	LG	TD		TAR	REC	YDS	AVG	LG	TD		
J.Charles	2	2	20	10.0	20	0	J.Landry	3	3	44	14.7	25	0		
A.Traylor	2	2	16	8.0	10	0	K.Drake	4	3	21	7.0	13	0		
V.Green	1	1	36	36.0	36	0	K.Stills	7	2	33	16.5	22	0		
B.Fowler	3	1	23	23.0	23	0	J.Thomas	2	2	18	9.0	9	1		
C.Latimer	2	1	5	5.0	5	0	D.Parker	2	1	5	5.0	5	0		
C.Anderson	1	1	3	3.0	3	0									
D.Booker	1	1	0	0.0	0	0									
D.Thomas	4	0	0	0.0	0	0									
E.Sanders	2	0	0	0.0	0	0									
Total	18	9	103	11.4	36	0	Total	18	11	121	11.0	25	1		

Denver Broncos

Regular Defensive Plays

Special Teams

Misc

	TKL	AST	COMB	SK	/ YDS	TFL	Q	IN	PD	FF	FR	TKL	AST	FF	FR	BL	TKL	AST	FF	FR
T.Davis	5	1	6	0	0	0	0	0	0	0	0	0	0	0	0	0	0	0	0	0
J.Simmons	2	2	4	0	0	0	0	0	0	0	0	0	0	0	0	0	0	0	0	0
S.Harris	3	0	3	1	6	2	1	0	0	0	0	0	0	0	0	0	0	0	0	0
V.Miller	3	0	3	0	0	0	1	0	0	0	0	0	0	0	0	0	0	0	0	0
Total	13	3	16	1	6	2	2	0	0	0	0	0	0	0	0	0	0	0	0	0

First Half Summary

Miami Dolphins	Regular Defensive Plays											Special Teams					Misc				
	TKL	AST	COMB	SK	/ YDS	TFL	QH	IN	PD	FF	FR	TKL	AST	FF	FR	BL	TKL	AST	FF	FR	
K.Alonso	4	0	4	0	0	0	0	0	0	0	0	0	0	0	0	0	0	0	0	0	0
N.Suh	3	0	3	0	0	0	0	0	0	0	0	0	0	0	0	0	0	0	0	0	0
R.Jones	2	1	3	0	0	0	0	0	0	0	0	0	0	0	0	0	0	0	0	0	0
S.Anthony	2	0	2	0	0	0	0	0	0	0	0	0	0	0	0	0	0	0	0	0	0
Total	11	1	12	0	0	0	0	0	0	0	0	0	0	0	0	0	0	0	0	0	0

First Quarter

12/3/2017

Play By Play

DEN wins the coin toss and elects to defer. MIA elects to Receive, and DEN elects to defend the east goal.

B.McManus kicks 66 yards from DEN 35 to MIA -1. S.Perry pushed ob at MIA 19 for 20 yards (D.Mount).

Miami Dolphins at 15:00, (1st play from scrimmage 14:56)

1-10-MIA 19 (14:56) (Shotgun) K.Drake right guard to MIA 20 for 1 yard (A.Gotsis; S.Ray).

2-9-MIA 20 (14:22) (No Huddle, Shotgun) J.Cutler pass short left to K.Drake to MIA 23 for 3 yards (W.Parks, A.Gotsis).

3-6-MIA 23 (13:56) (No Huddle, Shotgun) J.Cutler pass short right to J.Landry to MIA 30 for 7 yards (C.Harris; J.Simmons). P1

1-10-MIA 30 (13:21) J.Cutler pass incomplete short middle to K.Stills.

2-10-MIA 30 (13:15) (Shotgun) J.Cutler pass short left to J.Thomas to MIA 39 for 9 yards (D.Stewart).

3-1-MIA 39 (12:36) *Z.Sterup reported in as eligible. PENALTY on DEN-Z.Kerr, Encroachment, 5 yards, enforced at MIA 39 - No Play.* X2

1-10-MIA 44 (12:17) (Shotgun) K.Drake left guard to MIA 46 for 2 yards (S.Barrett).

2-8-MIA 46 (11:35) J.Cutler pass short middle to J.Landry to DEN 42 for 12 yards (C.Harris). P3

1-10-DEN 42 (10:57) K.Drake left tackle pushed ob at DEN 25 for 17 yards (T.Davis).
PENALTY on MIA-M.Pouncey, Offensive Holding, 10 yards, enforced at DEN 42 - No Play.

1-20-MIA 48 (10:35) (Shotgun) J.Cutler scrambles up the middle to MIA 49 for 1 yard (V.Miller).

2-19-MIA 49 (10:01) K.Drake left tackle to DEN 47 for 4 yards (D.Walker).

3-15-DEN 47 (9:19) (Shotgun) J.Cutler pass short left to K.Drake to DEN 42 for 5 yards (T.Davis).

4-10-DEN 42 (8:36) (Punt formation) M.Haack punts 31 yards to DEN 11, Center-J.Denney, fair catch by I.McKenzie.

Denver Broncos at 8:31

1-10-DEN 11 (8:31) (Shotgun) C.Anderson right end to DEN 17 for 6 yards (C.Tankersley; L.Timmons). MIA-C.Tankersley was injured during the play. His return is Questionable.

2-4-DEN 17 (8:05) C.Anderson left tackle to DEN 24 for 7 yards (R.Jones; L.Timmons). R1

1-10-DEN 24 (7:27) (Shotgun) C.Anderson left tackle to DEN 32 for 8 yards (K.Alonso).

2-2-DEN 32 (6:57) (No Huddle, Shotgun) C.Anderson up the middle to DEN 32 for no gain (N.Suh).

3-2-DEN 32 (6:14) (Shotgun) T.Siemian pass incomplete short right to E.Sanders (B.McCain).
PENALTY on MIA-S.Anthony, Unnecessary Roughness, 15 yards, enforced at DEN 32. X2

1-10-DEN 47 (6:10) T.Siemian pass incomplete short right to C.Latimer (L.Timmons).

2-10-DEN 47 (6:06) (Shotgun) T.Siemian pass short middle intended for E.Sanders INTERCEPTED by T.McDonald (B.McCain) at MIA 40. T.McDonald pushed ob at MIA 47 for 7 yards (D. Thomas).

Miami Dolphins at 5:58

1-10-MIA 47 (5:58) J.Cutler pass incomplete short left to K.Stills (B.Roby).

2-10-MIA 47 (5:53) (Shotgun) J.Cutler sacked at MIA 41 for -6 yards (S.Harris).

3-16-MIA 41 (5:15) (Shotgun) J.Cutler pass short middle to K.Drake to DEN 46 for 13 yards (T.Davis; J.Simmons).

4-3-DEN 46 (4:35) (Punt formation) M.Haack punts 37 yards to DEN 9, Center-J.Denney, fair catch by I.McKenzie.
PENALTY on DEN-J.Garcia-Williams, Offensive Holding, 4 yards, enforced at DEN 9.

Denver Broncos at 4:28

1-10-DEN 5 (4:28) C.Anderson right tackle to DEN 5 for no gain (C.Tankersley; C.Allen).

2-10-DEN 5 (3:51) T.Siemian pass incomplete short right to D. Thomas.
Penalty on DEN-D.Stephenson, Offensive Holding, offsetting, enforced at DEN 5 - No Play.
Penalty on MIA-C.Tankersley, Defensive Holding, offsetting.

2-10-DEN 5 (3:44) (Shotgun) T.Siemian pass short left to J.Charles pushed ob at DEN 5 for no gain (K.Alonso).

3-10-DEN 5 (3:12) (Shotgun) T.Siemian Aborted. M.Paradis FUMBLES at DEN -7, ball out of bounds in End Zone, SAFETY.

DEN 0 MIA 2, Safety, 11:53 elapsed

R.Dixon kicks 54 yards from DEN 20 to MIA 26. J.Grant to MIA 42 for 16 yards (B.Fowler).

Miami Dolphins at 3:07, (1st play from scrimmage 2:57)

1-10-MIA 42 (2:57) K.Drake right guard to MIA 49 for 7 yards (K.Peko).

2-3-MIA 49 (2:23) K.Drake left end to MIA 44 for -5 yards (S.Harris).

3-8-MIA 44 (1:39) (Shotgun) J.Cutler pass incomplete deep left to D.Parker.

4-8-MIA 44 (1:33) (Punt formation) M.Haack punts 56 yards to end zone, Center-J.Denney, Touchback.

Denver Broncos at 1:25

1-10-DEN 20 (1:25) D.Booker up the middle to DEN 23 for 3 yards (R.Jones).

2-7-DEN 23 (:51) T.Siemian pass short left to V.Green to MIA 41 for 36 yards (R.Jones). P3

1-10-MIA 41 (:14) (Shotgun) T.Siemian pass deep left to B.Fowler ran ob at MIA 18 for 23 yards. P4

Denver Broncos vs Miami Dolphins at Hard Rock Stadium

END OF QUARTER

	Score	Time Poss	First Downs				Efficiencies	
			R	P	X	T	3 Down	4 Down
Denver Broncos	0	5:19	1	2	1	4	0/2	0/0
Miami Dolphins	2	9:41	0	2	1	3	1/4	0/0

Second Quarter

12/3/2017

Play By Play

Denver Broncos continued.

- 1-10-MIA 18 (15:00) D.Booker left guard to MIA 13 for 5 yards (C.Harris).
 2-5-MIA 13 (14:21) T.Siemian pass short left to D.Booker to MIA 13 for no gain (K.Alonso).
 3-5-MIA 13 (13:36) (Shotgun) T.Siemian pass incomplete short middle to D. Thomas (X.Howard).
 4-5-MIA 13 (13:30) (Field Goal formation) B.McManus 31 yard field goal is GOOD, Center-C.Kreiter, Holder-R.Dixon.

DEN 3 MIA 2, 7 plays, 67 yards, 2:57 drive, 1:32 elapsed

B.McManus kicks 65 yards from DEN 35 to end zone, Touchback.

Miami Dolphins at 13:28

- 1-10-MIA 25 (13:28) (Shotgun) K.Drake left guard to MIA 31 for 6 yards (S.Harris).
 2-4-MIA 31 (12:51) K.Drake left tackle to MIA 31 for no gain (V.Miller).
 3-4-MIA 31 (12:07) (Shotgun) J.Cutler pass short middle to D.Parker to MIA 36 for 5 yards (J.Simmons). P4
 1-10-MIA 36 (11:41) (No Huddle) J.Cutler pass incomplete deep left to K.Stills [V.Miller].
 2-10-MIA 36 (11:35) J.Cutler pass deep left to K.Stills to DEN 42 for 22 yards (D.Stewart). DEN-V.Miller was injured during the play. His return is Questionable. P5
 1-10-DEN 42 (10:56) J.Cutler pass incomplete short right to K.Drake.
 2-10-DEN 42 (10:53) (Shotgun) K.Drake left guard to DEN 34 for 8 yards (T.Davis).
 3-2-DEN 34 (10:19) (Shotgun) J.Cutler pass deep right to J.Landry pushed ob at DEN 9 for 25 yards (D.Stewart). P6
 1-9-DEN 9 (9:43) (Shotgun) J.Cutler pass short right to J.Thomas for 9 yards, TOUCHDOWN. P7
 Penalty on DEN-V.Miller, Defensive Offside, declined.
 C.Parkey extra point is GOOD, Center-J.Denney, Holder-M.Haack.

DEN 3 MIA 9, 9 plays, 75 yards, 3:49 drive, 5:21 elapsed

C.Parkey kicks 65 yards from MIA 35 to end zone, Touchback.

Denver Broncos at 9:39

- 1-10-DEN 25 (9:39) (Shotgun) T.Siemian pass short left intended for D. Thomas INTERCEPTED by X.Howard at DEN 30. X.Howard for 30 yards, TOUCHDOWN.

Miami Dolphins at 9:32

C.Parkey extra point is GOOD, Center-J.Denney, Holder-M.Haack.

DEN 3 MIA 16, 0 plays, 30 yards, 0:00 drive, 5:28 elapsed

C.Parkey kicks 65 yards from MIA 35 to end zone, Touchback.

Denver Broncos at 9:32

- 1-10-DEN 25 (9:32) C.Anderson up the middle to DEN 31 for 6 yards (N.Suh).
 2-4-DEN 31 (8:53) C.Anderson left tackle to DEN 42 for 11 yards (N.Suh). R5
 1-10-DEN 42 (8:14) T.Siemian pass incomplete short middle to D. Thomas (X.Howard).
 2-10-DEN 42 (8:09) C.Anderson left guard to DEN 41 for -1 yards (B.McCain).
 3-11-DEN 41 (7:32) (Shotgun) T.Siemian sacked at DEN 35 for -6 yards (A.Branch).
 4-17-DEN 35 (6:55) (Punt formation) R.Dixon punts 49 yards to MIA 16, Center-C.Kreiter. J.Landry to MIA 11 for -5 yards (B.Fowler).

Miami Dolphins at 6:42

- 1-10-MIA 11 (6:42) (Shotgun) K.Drake up the middle to MIA 22 for 11 yards (T.Davis). R8
 1-10-MIA 22 (6:01) (Shotgun) J.Cutler pass deep right intended for K.Stills INTERCEPTED by C.Harris at DEN 35. C.Harris pushed ob at DEN 48 for 13 yards (K.Drake).
 The Replay Official reviewed the pass interception ruling, and the play was Upheld. The ruling on the field stands.

Denver Broncos at 5:49

- 1-10-DEN 48 (5:49) T.Siemian pass short left to C.Anderson to MIA 49 for 3 yards (K.Alonso).
 2-7-MIA 49 (5:14) (Shotgun) T.Siemian pass incomplete short right to D. Thomas.
 3-7-MIA 49 (5:08) (Shotgun) T.Siemian pass incomplete deep middle to B.Fowler.
 4-7-MIA 49 (5:01) (Punt formation) R.Dixon punts 36 yards to MIA 13, Center-C.Kreiter, fair catch by J.Landry.

Miami Dolphins at 4:54

- 1-10-MIA 13 (4:54) K.Drake right tackle to MIA 16 for 3 yards (Z.Kerr).
 2-7-MIA 16 (4:16) K.Drake right end to MIA 24 for 8 yards (T.Davis). R9
 1-10-MIA 24 (3:35) (Shotgun) K.Drake left guard to MIA 25 for 1 yard (V.Miller).
 2-9-MIA 25 (2:53) (Shotgun) J.Cutler pass short middle to K.Stills to MIA 36 for 11 yards (B.Roby). P10
 1-10-MIA 36 (2:16) (Shotgun) K.Drake right end to MIA 43 for 7 yards (J.Simmons).

Two-Minute Warning

Denver Broncos vs Miami Dolphins at Hard Rock Stadium

- 2-3-MIA 43 (2:00) (Shotgun) K.Drake up the middle to MIA 45 for 2 yards (T.Davis).
Timeout #1 by DEN at 01:55.
- 3-1-MIA 45 (1:55) (Shotgun) J.Cutler pass incomplete short middle to K.Stills (A.Gotsis).
- 4-1-MIA 45 (1:51) (Punt formation) M.Haack punts 47 yards to DEN 8, Center-J.Denney, downed by MIA-W.Aikens.

Denver Broncos at 1:41

- 1-10-DEN 8 (1:41) (Shotgun) T.Siemian pass short right to A.Traylor to DEN 14 for 6 yards (B.McCain) [J.Phillips].
- 2-4-DEN 14 (1:18) (No Huddle, Shotgun) T.Siemian pass short middle to A.Traylor to DEN 24 for 10 yards (S.Anthony). P6
Timeout #2 by DEN at 01:13.
- 1-10-DEN 24 (1:13) (Shotgun) T.Siemian pass short left to J.Charles to DEN 44 for 20 yards (S.Anthony). P7
- 1-10-DEN 44 (:47) (No Huddle, Shotgun) T.Siemian pass short right to C.Latimer to DEN 49 for 5 yards (A.Verner).
Timeout #3 by DEN at 00:39.
- 2-5-DEN 49 (:39) (Shotgun) T.Siemian pass incomplete short right to E.Sanders.
PENALTY on DEN-M.Garcia, Offensive Holding, 10 yards, enforced at DEN 49 - No Play.
- 2-15-DEN 39 (:34) (Shotgun) T.Siemian pass short middle to J.Charles to DEN 45 for 6 yards (S.Anthony).
PENALTY on DEN-G.Bolles, Offensive Holding, 10 yards, enforced at DEN 39 - No Play.
- 2-25-DEN 29 (:29) (Shotgun) C.Anderson left guard to DEN 43 for 14 yards (T.McDonald).
- 3-11-DEN 43 (:07) (No Huddle, Shotgun) T.Siemian pass incomplete deep left to B.Fowler [T.Fede].
- 4-11-DEN 43 (:03) T.Siemian pass incomplete deep right.

END OF QUARTER

	Score	Time Poss	First Downs				Efficiencies	
			R	P	X	T	3 Down	4 Down
Denver Broncos	3	7:05	1	2	0	3	0/4	0/1
Miami Dolphins	16	7:55	2	5	0	7	2/3	0/0

Third Quarter

12/3/2017

Play By Play

DEN elects to Receive, and MIA elects to defend the goal.

C.Parkey kicks 65 yards from MIA 35 to DEN 0. B.Langley to DEN 15 for 15 yards (J.Lucas).

Denver Broncos at 15:00, (1st play from scrimmage 14:54)

1-10-DEN 15 (14:54) C.Anderson left guard to DEN 16 for 1 yard (N.Suh).

2-9-DEN 16 (14:25) (Shotgun) T.Siemian pass short middle to J.Charles to DEN 12 for -4 yards (J.Phillips) [N.Suh].

3-13-DEN 12 (13:34) (Shotgun) T.Siemian pass incomplete short left to D. Thomas.

4-13-DEN 12 (13:28) (Punt formation) R.Dixon punts 58 yards to MIA 30, Center-C.Kreiter. J.Grant ran ob at MIA 47 for 17 yards (A.Janovich).

PENALTY on DEN-C.Latimer, Player Out of Bounds on Punt, 5 yards, enforced at MIA 47.

Miami Dolphins at 13:17

1-10-DEN 48 (13:17) J.Cutler pass deep left to A.Fasano pushed ob at DEN 19 for 29 yards (B.Marshall). P11

1-10-DEN 19 (12:43) (Shotgun) K.Drake up the middle to DEN 17 for 2 yards (T.Davis; B.Marshall).

2-8-DEN 17 (11:57) (Shotgun) J.Cutler pass short right to J.Landry to DEN 10 for 7 yards (J.Simmons).

3-1-DEN 10 (11:07) Z.Sterup reported in as eligible. K.Drake left end pushed ob at DEN 6 for 4 yards (S.Harris).

PENALTY on MIA-S.Young, Offensive Holding, 10 yards, enforced at DEN 10 - No Play.

Penalty on MIA-T.Larsen, Offensive Holding, declined.

3-11-DEN 20 (10:41) (Shotgun) J.Cutler pass incomplete short middle to J.Landry [A.Gotsis].

4-11-DEN 20 **(10:35) (Field Goal formation) C.Parkey 37 yard field goal is GOOD, Center-J.Denney, Holder-M.Haack.**

DEN 3 MIA 19, 5 plays, 28 yards, 2:45 drive, 4:28 elapsed

C.Parkey kicks 65 yards from MIA 35 to end zone, Touchback.

Denver Broncos at 10:32

1-10-DEN 25 (10:32) (Shotgun) *PENALTY on DEN-G.Bolles, False Start, 5 yards, enforced at DEN 25 - No Play.*

1-15-DEN 20 (10:32) (Shotgun) T.Siemian pass incomplete short left to D. Thomas.

2-15-DEN 20 (10:29) T.Siemian pass short left to C.Anderson pushed ob at DEN 45 for 25 yards (R.Jones). P8

1-10-DEN 45 (9:56) (Shotgun) T.Siemian pass incomplete short right to E.Sanders (A.Verner).

2-10-DEN 45 (9:52) (Shotgun) C.Anderson right guard to 50 for 5 yards (L.Timmons).

3-5-50 (9:11) (Shotgun) T.Siemian sacked at DEN 36 for -14 yards (J.Phillips).

4-19-DEN 36 (8:25) (Punt formation) R.Dixon punt is BLOCKED by T.Fede, Center-C.Kreiter, RECOVERED by MIA-M.Thomas at DEN 20. M.Thomas ran ob at DEN 20 for no gain.

PENALTY on MIA-T.Fede, Unnecessary Roughness, 15 yards, enforced at DEN 20.

Miami Dolphins at 8:17

1-10-DEN 35 (8:17) (Shotgun) J.Grant left end to DEN 33 for 2 yards (D.Stewart).

2-8-DEN 33 (7:41) J.Cutler pass deep left to K.Stills to DEN 7 for 26 yards (B.Roby). FUMBLES (B.Roby), RECOVERED by DEN-B.Roby at DEN 11. B.Roby to DEN 11 for no gain (K.Stills).

Denver Broncos at 7:29

1-10-DEN 11 (7:29) T.Siemian pass incomplete short right to C.Latimer.

2-10-DEN 11 (7:24) C.Anderson left guard to DEN 14 for 3 yards (C.Harris).

3-7-DEN 14 (6:45) (Shotgun) T.Siemian pass incomplete short left to C.Anderson [N.Suh].

4-7-DEN 14 (6:40) (Punt formation) R.Dixon punts 51 yards to MIA 35, Center-C.Kreiter. J.Grant to DEN 48 for 17 yards (S.Barrett).

Miami Dolphins at 6:28

1-10-DEN 48 (6:28) K.Drake left end to DEN 39 for 9 yards (D.Stewart).

2-1-DEN 39 (5:45) K.Drake up the middle to DEN 39 for no gain (W.Parks). DEN-S.Barrett was injured during the play. His return is Questionable.

3-1-DEN 39 **(5:08) (Shotgun) J.Cutler pass short middle intended for D.Parker INTERCEPTED by J.Simmons at DEN 35. J.Simmons for 65 yards, TOUCHDOWN.**

PENALTY on MIA-K.Stills, Unsportsmanlike Conduct, 15 yards, enforced between downs.

Denver Broncos at 4:56

TWO-POINT CONVERSION ATTEMPT. T.Siemian pass to D. Thomas is incomplete. ATTEMPT FAILS.

DEN 9 MIA 19, 0 plays, 65 yards, 0:00 drive, 10:04 elapsed

PENALTY on DEN-B.McManus, Delay of Game, 5 yards, enforced at 50 - No Play.

B.McManus kicks 16 yards from DEN 45 to MIA 39. M.Gray (didn't try to advance) to MIA 39 for no gain (J.Jones).

Miami Dolphins at 4:56, (1st play from scrimmage 4:53)

1-10-MIA 39 (4:53) (Shotgun) J.Cutler pass short left to J.Thomas pushed ob at MIA 41 for 2 yards (W.Parks).

2-8-MIA 41 (4:20) K.Drake right end to MIA 38 for -3 yards (V.Miller).

3-11-MIA 38 (3:36) (Shotgun) J.Cutler pass deep left to K.Stills ran ob at DEN 42 for 20 yards. P12

1-10-DEN 42 (3:04) (Shotgun) K.Drake left guard for 42 yards, TOUCHDOWN.

C.Parkey extra point is GOOD, Center-J.Denney, Holder-M.Haack.

DEN 9 MIA 26, 4 plays, 61 yards, 2:02 drive, 12:06 elapsed

C.Parkey kicks 65 yards from MIA 35 to end zone, Touchback.

Denver Broncos at 2:54

1-10-DEN 25 (2:54) T.Siemian pass incomplete deep right to E.Sanders (B.McCain).

2-10-DEN 25 (2:49) (Shotgun) T.Siemian scrambles left end pushed ob at DEN 26 for 1 yard (V.Taylor).

3-9-DEN 26 (2:13) (Shotgun) T.Siemian pass incomplete short left to C.Anderson.

4-9-DEN 26 (2:09) (Punt formation) R.Dixon punts 51 yards to MIA 23, Center-C.Kreiter. J.Grant to 50 for 27 yards (J.Simmons; C.Kreiter). DEN-J.Simmons was injured during the play. His return is Questionable.

Miami Dolphins at 1:53

1-10-50 (1:53) (Shotgun) J.Cutler pass incomplete deep left to K.Stills.

2-10-50 (1:47) K.Drake right end pushed ob at DEN 45 for 5 yards (B.Marshall).

3-5-DEN 45 (1:11) (Shotgun) J.Cutler pass incomplete deep left to K.Stills (B.Roby).

4-5-DEN 45 (1:11) (Punt formation) M.Haack punts 36 yards to DEN 9, Center-J.Denney, downed by MIA-J.Lucas.

Denver Broncos at 0:56

1-10-DEN 9 (:56) C.Anderson right guard to DEN 4 for -5 yards (V.Taylor).

Penalty on DEN-A.Janovich, Face Mask (15 Yards), declined.

2-15-DEN 4 (:29) (Shotgun) T.Siemian pass short left to D. Thomas to DEN 11 for 7 yards (X.Howard).

END OF QUARTER

	Score	Time Poss	First Downs				Efficiencies	
			R	P	X	T	3 Down	4 Down
Denver Broncos	9	6:56	0	1	0	1	0/4	0/0
Miami Dolphins	26	8:04	1	2	0	3	1/4	0/0

Fourth Quarter

12/3/2017

Play By Play

Denver Broncos continued.

- 3-8-DEN 11 (15:00) (Shotgun) T.Siemian pass incomplete deep left to D. Thomas (X.Howard).
 4-8-DEN 11 (14:56) (Punt formation) R.Dixon punts 41 yards to MIA 48, Center-C.Kreiter, fair catch by J.Grant.

Miami Dolphins at 14:49

- 1-10-MIA 48 (14:49) K.Drake right end pushed ob at DEN 47 for 5 yards (B.Marshall).
 2-5-DEN 47 (14:12) (Shotgun) K.Drake right end pushed ob at DEN 32 for 15 yards (D.Stewart).
PENALTY on MIA-M.Pouncey, Offensive Holding, 10 yards, enforced at DEN 47 - No Play.
 2-15-MIA 43 (13:35) (Shotgun) J.Cutler pass short left to J.Landry pushed ob at DEN 46 for 11 yards (B.Roby).
 3-4-DEN 46 (12:58) K.Drake right end to DEN 45 for 1 yard (V.Miller).
 Timeout #1 by DEN at 12:11.
 4-3-DEN 45 (12:10) (Punt formation) M.Haack punts 39 yards to DEN 6, Center-J.Denney, downed by MIA-N.Hewitt.

Denver Broncos at 12:02

- 1-10-DEN 6 (12:02) *PENALTY on DEN, False Start, 3 yards, enforced at DEN 6 - No Play.*
 1-13-DEN 3 (12:02) C.Anderson left guard to DEN 6 for 3 yards (C.Allen).
 2-10-DEN 6 (11:38) T.Siemian pass incomplete short right to C.Anderson.
 3-10-DEN 6 (11:32) (Shotgun) T.Siemian pass short left to C.Anderson to DEN 18 for 12 yards (K.Alonso; S.Anthony). P9
1-10-DEN 18 (11:00) (No Huddle, Shotgun) C.Anderson right guard to DEN 27 for 9 yards (L.Timmons).
 2-1-DEN 27 (10:34) (No Huddle, Shotgun) T.Siemian pass short left intended for B.Fowler INTERCEPTED by X.Howard (J.Phillips) at DEN 35. X.Howard to DEN 23 for 12 yards (G.Bolles).

Miami Dolphins at 10:27

- 1-10-DEN 23 (10:27) (Shotgun) J.Cutler pass deep left to K.Stills for 23 yards, TOUCHDOWN [V.Miller]. P14
 C.Parkey extra point is GOOD, Center-J.Denney, Holder-M.Haack.

DEN 9 MIA 33, 1 plays, 23 yards, 0:06 drive, 4:39 elapsed

C.Parkey kicks onside 13 yards from MIA 35 to MIA 48. RECOVERED by MIA-A.Verner.

Miami Dolphins at 10:21

- 1-10-MIA 48 (10:21) (Shotgun) J.Cutler pass incomplete short left to K.Drake [S.Harris].
 2-10-MIA 48 (10:17) (Shotgun) K.Drake right tackle to DEN 48 for 4 yards (T.Davis).
 3-6-DEN 48 (9:40) (Shotgun) J.Cutler sacked at MIA 45 for -7 yards (sack split by Z.Kerr and V.Miller).
 4-13-MIA 45 (9:03) (Punt formation) M.Haack punts 52 yards to DEN 3, Center-J.Denney. I.McKenzie to DEN 1 for -2 yards (C.Allen). FUMBLES (C.Allen), and recovers at DEN -8. I.McKenzie tackled in End Zone. SAFETY (S.Perry).

DEN 9 MIA 35, 0 plays, -3 yards, 0:00 drive, 6:11 elapsed

R.Dixon kicks 64 yards from DEN 20 to MIA 16. J.Grant pushed ob at MIA 37 for 21 yards (J.Simmons).

Miami Dolphins at 8:49, (1st play from scrimmage 8:43)

- 1-10-MIA 37 (8:43) S.Perry up the middle to MIA 49 for 12 yards (T.Davis; B.Roby). R15
1-10-MIA 49 (7:58) (Shotgun) S.Perry up the middle to MIA 48 for -1 yards (A.Gotsis).
 Timeout #1 by MIA at 07:11.
 2-11-MIA 48 (7:11) S.Perry left guard to 50 for 2 yards (K.Peko; S.Harris).
 3-9-50 (6:30) (Shotgun) J.Cutler pass incomplete short right to K.Stills.
 4-9-50 (6:23) (Punt formation) M.Haack punts 36 yards to DEN 14, Center-J.Denney, fair catch by I.McKenzie.

Denver Broncos at 6:16

- 1-10-DEN 14 (6:16) (Shotgun) J.Charles up the middle to DEN 15 for 1 yard (L.Timmons).
 2-9-DEN 15 (5:49) (No Huddle, Shotgun) J.Charles right guard to DEN 18 for 3 yards (V.Taylor, L.Timmons).
 3-6-DEN 18 (5:09) (Shotgun) T.Siemian pass incomplete short right to E.Sanders.
 4-6-DEN 18 (5:01) (Punt formation) R.Dixon punts 54 yards to MIA 28, Center-C.Kreiter. J.Grant pushed ob at 50 for 22 yards (J.Carter). DEN-J.Jones was injured during the play. His return is Questionable.
PENALTY on MIA-N.Hewitt, Offensive Holding, 10 yards, enforced at MIA 28.

Miami Dolphins at 4:45

- 1-10-MIA 18 (4:45) New MIA QB #9 Fales S.Perry right end to MIA 23 for 5 yards (B.Marshall).
 2-5-MIA 23 (4:03) S.Perry left tackle to MIA 27 for 4 yards (B.Marshall, Z.Kerr).
 3-1-MIA 27 (3:20) D.Fales pass incomplete deep left to D.Parker (B.Roby).
 4-1-MIA 27 (3:20) (Punt formation) M.Haack punts 52 yards to DEN 21, Center-J.Denney, downed by MIA-W.Aikens.

Denver Broncos at 3:01

Denver Broncos vs Miami Dolphins at Hard Rock Stadium

1-10-DEN 21 (3:01) (Shotgun) T.Siemian pass short right to J.Charles pushed ob at DEN 32 for 11 yards (J.Lucas). P10
1-10-DEN 32 (2:54) (No Huddle, Shotgun) T.Siemian pass short left to D. Thomas to MIA 48 for 20 yards (J.Lucas). P11
1-10-MIA 48 (2:26) (No Huddle, Shotgun) J.Charles left tackle to MIA 41 for 7 yards (J.Lucas).
PENALTY on DEN-M.Paradis, Offensive Holding, 10 yards, enforced at MIA 48 - No Play.
 1-20-DEN 42 (2:19) (Shotgun) J.Charles left guard to 50 for 8 yards (M.Hull).

Two-Minute Warning

2-12-50 (2:00) T.Siemian pass short right to J.Charles to MIA 38 for 12 yards (W.Aikens). P12
1-10-MIA 38 (1:32) (No Huddle, Shotgun) T.Siemian pass short middle to E.Sanders to MIA 32 for 6 yards (S.Anthony).
 2-4-MIA 32 (1:09) (No Huddle, Shotgun) T.Siemian pass short right to E.Sanders to MIA 27 for 5 yards (S.Anthony). P13
1-10-MIA 27 (:32) (No Huddle, Shotgun) T.Siemian pass short middle to C.Anderson to MIA 24 for 3 yards (M.Hull).
 2-7-MIA 24 (:24) (No Huddle, Shotgun) T.Siemian scrambles left guard to MIA 9 for 15 yards (T.McDonald). MIA-W.Aikens was injured during the play. His R14
 return is Questionable.
 Timeout #2 by MIA at 00:11.
1-9-MIA 9 (:11) T.Siemian sacked at MIA 22 for -13 yards (B.McCain).
 Timeout #2 by DEN at 00:03.
 2-22-MIA 22 (:03) (Shotgun) T.Siemian pass incomplete deep right to D. Thomas.

END OF QUARTER

		Time	First Downs				Efficiencies	
	Score	Poss	R	P	X	T	3 Down	4 Down
Denver Broncos	9	6:18	1	5	0	6	1/3	0/0
Miami Dolphins	35	8:42	1	1	0	2	0/4	0/0

Miscellaneous Statistics Report

Denver Broncos vs Miami Dolphins
12/3/2017 at Hard Rock Stadium

Ten Longest Plays for Denver Broncos

Yards	Qtr	Play Start	Play Description
36	1	2-7-DEN 23	(:51) T.Siemian pass short left to V.Green to MIA 41 for 36 yards (R.Jones).
25	3	2-15-DEN 20	(10:29) T.Siemian pass short left to C.Anderson pushed ob at DEN 45 for 25 yards (R.Jones).
23	1	1-10-MIA 41	(:14) (Shotgun) T.Siemian pass deep left to B.Fowler ran ob at MIA 18 for 23 yards.
20	2	1-10-DEN 24	(1:13) (Shotgun) T.Siemian pass short left to J.Charles to DEN 44 for 20 yards (S.Anthony).
20	4	1-10-DEN 32	(2:54) (No Huddle, Shotgun) T.Siemian pass short left to D. Thomas to MIA 48 for 20 yards (J.Lucas).
15	1	3-2-DEN 32	(6:14) (Shotgun) T.Siemian pass incomplete short right to E.Sanders (B.McCain). PENALTY on MIA-S.Anthony, Unnecessary Roughness, 15 yards, enforced at DEN 32.
15	4	2-7-MIA 24	(:24) (No Huddle, Shotgun) T.Siemian scrambles left guard to MIA 9 for 15 yards (T.McDonald). MIA-W.Aikens was injured during the play. His return is Questionable.
14	2	2-25-DEN 29	(:29) (Shotgun) C.Anderson left guard to DEN 43 for 14 yards (T.McDonald).
12	4	3-10-DEN 6	(11:32) (Shotgun) T.Siemian pass short left to C.Anderson to DEN 18 for 12 yards (K.Alonso; S.Anthony).
12	4	2-12-50	(2:00) T.Siemian pass short right to J.Charles to MIA 38 for 12 yards (W.Aikens).

Ten Longest Plays for Miami Dolphins

Yards	Qtr	Play Start	Play Description
55	4	4-13-MIA 45	(9:03) (Punt formation) M.Haack punts 52 yards to DEN 3, Center-J.Denney. I.McKenzie to DEN 1 for -2 yards (C.Allen).
42	3	1-10-DEN 42	(3:04) (Shotgun) K.Drake left guard for 42 yards, TOUCHDOWN.
29	3	1-10-DEN 48	(13:17) J.Cutler pass deep left to A.Fasano pushed ob at DEN 19 for 29 yards (B.Marshall).
25	2	3-2-DEN 34	(10:19) (Shotgun) J.Cutler pass deep right to J.Landry pushed ob at DEN 9 for 25 yards (D.Stewart).
23	4	1-10-DEN 23	(10:27) (Shotgun) J.Cutler pass deep left to K.Stills for 23 yards, TOUCHDOWN [V.Miller].
22	2	2-10-MIA 36	(11:35) J.Cutler pass deep left to K.Stills to DEN 42 for 22 yards (D.Stewart). DEN-V.Miller was injured during the play. His
20	3	3-11-MIA 38	(3:36) (Shotgun) J.Cutler pass deep left to K.Stills ran ob at DEN 42 for 20 yards.
13	1	3-16-MIA 41	(5:15) (Shotgun) J.Cutler pass short middle to K.Drake to DEN 46 for 13 yards (T.Davis; J.Simmons).
12	1	2-8-MIA 46	(11:35) J.Cutler pass short middle to J.Landry to DEN 42 for 12 yards (C.Harris).
12	4	1-10-MIA 37	(8:43) S.Perry up the middle to MIA 49 for 12 yards (T.Davis; B.Roby).

Touchdown Scoring Information

		Offense	Defense	Special Teams
VISITOR	Denver Broncos	0	1	0
HOME	Miami Dolphins	3	1	0

Player Scoring Information

Club	Player	TD	Rush TD	Rec TD	KO TD	Punt TD	Int TD	Fum TD	Misc TD	FG	XP	2Pt Rush	2Pt Rec	Sfty	Points
DEN	J.Simmons	0	0	0	0	0	1	0	0	0	0	0	0	0	6
DEN	B.McManus	0	0	0	0	0	0	0	0	1	0	0	0	0	3
MIA	C.Parkey	0	0	0	0	0	0	0	0	1	4	0	0	0	7
MIA	K.Drake	0	1	0	0	0	0	0	0	0	0	0	0	0	6
MIA	K.Stills	0	0	1	0	0	0	0	0	0	0	0	0	0	6
MIA	J.Thomas	0	0	1	0	0	0	0	0	0	0	0	0	0	6
MIA	X.Howard	0	0	0	0	0	1	0	0	0	0	0	0	0	6
MIA	S.Perry	0	0	0	0	0	0	0	0	0	0	0	0	1	2

Possession Detail

	First Half		Second Half		Game	
	Visitor	Home	Visitor	Home	Visitor	Home
Largest Lead	1	13	0	26	1	26
Drives Leading	0	3	0	10	0	13
Time of Possession Leading	0:00	5:48	0:00	16:46	0:00	22:34
Largest Deficit	-13	-1	-26	0	-26	-1
Drives Trailing	5	1	8	0	13	1
Time of Possession Trailing	8:30	3:49	13:14	0:00	21:44	3:49
Times Score Tied Up		0		0		0
Lead Changes		3		0		3



NFL STANDINGS

AMERICAN FOOTBALL CONFERENCE											
EAST DIVISION											
TEAM	W	L	T	PCT	PF	PA	HOME	AWAY	CONF	DIV	STREAK
New England Patriots	10	2	0	.833	348	223	4-2-0	6-0-0	7-1-0	3-0-0	Won 8
Buffalo Bills	6	6	0	.500	227	283	4-2-0	2-4-0	4-4-0	1-2-0	Lost 1
MIAMI DOLPHINS	5	7	0	.417	209	298	3-3-0	2-4-0	4-4-0	1-2-0	WON 1
New York Jets	5	7	0	.417	266	288	4-3-0	1-4-0	5-4-0	2-3-0	Won 1
NORTH DIVISION											
TEAM	W	L	T	PCT	PF	PA	HOME	AWAY	CONF	DIV	STREAK
Pittsburgh Steelers	10	2	0	.833	281	213	4-1-0	6-1-0	7-1-0	4-0-0	Won 7
Baltimore Ravens	7	5	0	.583	280	207	4-2-0	3-3-0	5-3-0	2-1-0	Won 3
Cincinnati Bengals	5	7	0	.417	219	238	3-3-0	2-4-0	5-6-0	2-3-0	Lost 1
Cleveland Browns	0	12	0	.000	176	308	0-6-0	0-6-0	0-10-0	0-4-0	Lost 12
SOUTH DIVISION											
TEAM	W	L	T	PCT	PF	PA	HOME	AWAY	CONF	DIV	STREAK
Tennessee Titans	8	4	0	.667	266	282	5-1-0	3-3-0	7-4-0	4-1-0	Won 2
Jacksonville Jaguars	8	4	0	.667	299	178	4-2-0	4-2-0	8-2-0	3-1-0	Won 1
Houston Texans	4	8	0	.333	296	309	3-3-0	1-5-0	3-6-0	1-3-0	Lost 2
Indianapolis Colts	3	9	0	.250	205	330	2-4-0	1-5-0	2-6-0	1-4-0	Lost 3
WEST DIVISION											
TEAM	W	L	T	PCT	PF	PA	HOME	AWAY	CONF	DIV	STREAK
Kansas City Chiefs	6	6	0	.500	303	274	3-2-0	3-4-0	4-4-0	2-1-0	Lost 4
Los Angeles Chargers	6	6	0	.500	268	212	3-3-0	3-3-0	4-5-0	2-2-0	Won 3
Oakland Raiders	6	6	0	.500	249	278	4-3-0	2-3-0	5-5-0	2-2-0	Won 2
Denver Broncos	3	9	0	.250	206	315	3-3-0	0-6-0	2-7-0	2-3-0	Lost 8

NATIONAL FOOTBALL CONFERENCE											
EAST DIVISION											
TEAM	W	L	T	PCT	PF	PA	HOME	AWAY	CONF	DIV	STREAK
Philadelphia Eagles	10	2	0	.833	361	215	6-0-0	4-2-0	8-1-0	4-0-0	Lost 1
Dallas Cowboys	6	6	0	.500	286	284	3-4-0	3-2-0	5-4-0	3-1-0	Won 1
Washington Redskins	5	7	0	.417	272	314	3-3-0	2-4-0	4-6-0	1-4-0	Lost 1
New York Giants	2	10	0	.167	189	291	1-4-0	1-6-0	0-8-0	0-3-0	Lost 2
NORTH DIVISION											
TEAM	W	L	T	PCT	PF	PA	HOME	AWAY	CONF	DIV	STREAK
Minnesota Vikings	10	2	0	.833	285	204	5-1-0	5-1-0	8-1-0	3-1-0	Won 8
Detroit Lions	6	6	0	.500	314	308	2-4-0	4-2-0	5-4-0	3-1-0	Lost 2
Green Bay Packers	6	6	0	.500	258	281	4-3-0	2-3-0	5-4-0	2-2-0	Won 1
Chicago Bears	3	9	0	.250	191	267	2-5-0	1-4-0	1-9-0	0-4-0	Lost 5
SOUTH DIVISION											
TEAM	W	L	T	PCT	PF	PA	HOME	AWAY	CONF	DIV	STREAK
New Orleans Saints	9	3	0	.750	353	243	5-1-0	4-2-0	7-2-0	3-0-0	Won 1
Carolina Panthers	8	4	0	.667	269	238	3-2-0	5-2-0	4-4-0	2-2-0	Lost 1
Atlanta Falcons	7	5	0	.583	274	244	3-3-0	4-2-0	6-2-0	1-1-0	Lost 1
Tampa Bay Buccaneers	4	8	0	.333	243	288	3-2-0	1-6-0	2-6-0	0-3-0	Lost 2
WEST DIVISION											
TEAM	W	L	T	PCT	PF	PA	HOME	AWAY	CONF	DIV	STREAK
Los Angeles Rams	9	3	0	.750	361	222	4-2-0	5-1-0	6-3-0	3-1-0	Won 2
Seattle Seahawks	8	4	0	.667	290	222	4-2-0	4-2-0	6-3-0	4-0-0	Won 2
Arizona Cardinals	5	7	0	.417	219	310	3-3-0	2-4-0	3-6-0	2-3-0	Lost 1
San Francisco 49ers	2	10	0	.167	202	298	1-5-0	1-5-0	2-9-0	0-5-0	Won 1