

WASHINGTON WEEK 14



VS.



SUNDAY, DECEMBER 10, 2017 | 1:05 P.M. PT



# LOS ANGELES CHARGERS

**GAME RELEASE** • 714-540-7100 • CHARGERS.COM • @CHARGERS

JOSH.RUPPRECHT@CHARGERS.NFL.COM | SKIP.POWERS@CHARGERS.NFL.COM | JENNIFER.ROJAS@CHARGERS.NFL.COM | JAMAAL.LAFRANCE@CHARGERS.NFL.COM  
BROCK.ANDERSON@CHARGERS.NFL.COM

## CHARGERS (6-6) vs. REDSKINS (5-7)

The Los Angeles Chargers (6-6) will cap off their two-game homestand with a matchup against the Washington Redskins (5-7). The two teams will meet on Sunday, Dec. 10 at 1:05 p.m. Ian Eagle, Hall of Famer Dan Fouts and Evan Washburn will be on the call for CBS.

The Chargers enter Week 14 winners of six of their last eight games, including three in a row. The six wins in an eight-game span is the best mark for the organization since 2010. The Bolts have put together three straight stellar offensive performances, compiling over 400 yards in each contest and outscoring their opponents, 101-40.

The Redskins have lost three of their last four games and are coming off a 38-14 loss to divisional foe Dallas. The West Coast has treated the Redskins well thus far in 2017. The Redskins are 2-0 in the Pacific Time Zone this year, including a 27-20 road win against the Los Angeles Rams in Week 2 and a 17-14 road win against the Seattle Seahawks in Week 9.

The two teams have met 10 times with the Redskins holding a 7-3 all-time advantage. The series is tied 2-2 in Chargers home games. Sunday will mark the first home game in the series for the Bolts since a 23-20 victory on Jan. 3, 2010. The two teams last met on Nov. 3, 2013, at FedEx Field where Washington earned a 30-24 overtime victory.

The Chargers continue to put up some eye-popping numbers. In the victory against the Browns, the Bolts strung together three straight games of 400-plus yards of offense. The last time the Chargers coupled three or more games together was weeks 4-7 in 2015. Philip Rivers posted his fourth 300-plus yard passing game of the season and the 55th of his career. In the last three weeks, Rivers has completed 72 percent of his passes (78-108) for 1,029 yards and six touchdowns with no interceptions. He sports a rating of 120.5 over that three-game span.

Also, a key component in the three-game winning streak has been the record-breaking performance of receiver Keenan Allen. The fifth-year pro became the first player in NFL history to have 10+ catches, 100+ receiving yards and 1+ touchdown catch in three consecutive games. During the Browns game, he surpassed 1,000 yards for the first time since his rookie season. Through 12 games this season he has 77 catches which equal a career high.

The Chargers will hit the road for two straight key road contests. The Bolts will head to Kansas City for a huge AFC West matchup on Saturday, Dec. 16 and then play the New York Jets on Sunday, Dec. 24 at MetLife Stadium.

## GAME RELEASE INDEX

PAGE	CONTENT	PAGE	CONTENT	PAGE	CONTENT
2	Schedule Breakdown	10	2017 Notes	24	Transactions
3	New to the Roster	13	Philip Rivers	26	Depth Chart
4	Connections	16	Antonio Gates	27	Last Time
5	The Matchup	18	Anthony Lynn	29	Statistics
6	Series History	19	Tom Telesco	32	Game Recaps
8	Week 13 Notes	20	Rosters	44	Supp. Bios
9	Milestones	23	Pronunciations	47	Player Capsules

## 2017 SCHEDULE

### PRESEASON

- PRESEASON 1 L, 17-48 SEAHAWKS
- PRESEASON 2 L, 7-13 SAINTS
- PRESEASON 3 W, 21-19 @ RAMS
- PRESEASON 4 L, 13-23 @ 49ERS

### REGULAR SEASON

- WEEK 1 L, 21-24 @ BRONCOS
- WEEK 2 L, 17-19 DOLPHINS
- WEEK 3 L, 10-24 CHIEFS
- WEEK 4 L, 24-26 EAGLES
- WEEK 5\* W, 27-22 @ GIANTS
- WEEK 6\* W, 17-16 @ RAIDERS
- WEEK 7\* W, 21-0 BRONCOS
- WEEK 8\* L, 13-21 @ PATRIOTS
- WEEK 10\* L, 17-20 @ JAGUARS
- WEEK 11\* W, 54-24 BILLS
- WEEK 12 W, 28-6 @ COWBOYS
- WEEK 13\* W, 19-10 BROWNS
- WEEK 14\* 12/10 | 1:05PM REDSKINS
- WEEK 15 12/16 | 5:30PM @ CHIEFS
- WEEK 16 12/24 | 10:00AM @ JETS
- WEEK 17\* 12/31 | 1:25PM RAIDERS

HOME  AWAY

ALL TIMES PACIFIC | \*SUBJECT TO NFL'S FLEX SCHEDULING

LOS ANGELES CHARGERS

## CHARGERS ON THE AIR

### TELEVISION: CBS

Play-by-play: Ian Eagle  
Analyst: Dan Fouts  
Sideline: Evan Washburn

### NATIONAL RADIO: COMPASS MEDIA

Play-by-play: Gregg Daniels  
Analyst: Brian Baldinger

### LOCAL RADIO: KFI-AM 640

Play-by-play: Matt "Money" Smith  
Analyst: Nick Hardwick  
Sideline: Shannon Farren

### SPANISH RADIO: KFWB-AM 980

Play-by-play: Jorge Villanueva  
Analyst: Tony Alvarez

# FIGHT FOR LA



## BREAKING DOWN THE 2017 SCHEDULE



The Chargers enter the season against opponents that racked up a record of **112-95-1** in 2016. Six of the teams on the 2017 slate made the postseason in 2016, including Super Bowl Champion New England. The Chargers will be making **four trips to the East Coast** in 2017, with two treks to New York, one to New England and one to Jacksonville.

SERIES BREAKDOWN	2017 RECORD	NOTES
 <p><b>ALL-TIME:</b> 51-65-1  <b>HOME:</b> 34-24-0  <b>AWAY:</b> 17-41-1  <b>LAST:</b> W, 21-0 - 2017 vs. Broncos</p>	<p><b>OVERALL:</b> 3-9-0  <b>HOME:</b> 3-3  <b>AWAY:</b> 0-6  <b>POSTSEASON:</b> N/A</p>	<p>The Broncos and Bolts split the season series last year with the Chargers winning, 21-13 at home in primetime and falling on the road, 27-19. Von Miller (12.5 sacks) and Joey Bosa (10.5), two of the top pass rushers in the NFL, will square off twice, including on ESPN's Monday Night Football in week one.</p>
 <p><b>ALL-TIME:</b> 15-18-0  <b>HOME:</b> 11-8-0  <b>AWAY:</b> 4-10-0  <b>LAST:</b> L, 19-17 - 2017 at Chargers</p>	<p><b>OVERALL:</b> 5-7-0  <b>HOME:</b> 3-3-0  <b>AWAY:</b> 2-4-0  <b>POSTSEASON:</b> N/A</p>	<p>The Dolphins are one of six 2016 playoff teams the Chargers will face. The two teams are familiar with one another as it will be the fifth straight season they've squared off. Tyrell Williams had one of his best games against Miami, catching five passes for 125 yards and a 51-yard TD.</p>
 <p><b>ALL-TIME:</b> 55-59-1  <b>HOME:</b> 32-25-1  <b>AWAY:</b> 23-34-0  <b>LAST:</b> L, 24-10 - 2017 at Chargers</p>	<p><b>OVERALL:</b> 6-6-0  <b>HOME:</b> 3-2-0  <b>AWAY:</b> 3-4-0  <b>POSTSEASON:</b> N/A</p>	<p>Kansas City captured the AFC West title after beating the Chargers 31-21 to close out the 2016 regular season. Both teams feature shutdown corners as Casey Hayward led the NFL with seven interceptions this past season, followed by Marcus Peters with six.</p>
 <p><b>ALL-TIME:</b> 7-5-0  <b>HOME:</b> 5-2-0  <b>AWAY:</b> 2-3-0  <b>LAST:</b> L, 26-24 - 2017 at Chargers</p>	<p><b>OVERALL:</b> 10-2-0  <b>HOME:</b> 6-0-0  <b>AWAY:</b> 4-2-0  <b>POSTSEASON:</b> N/A</p>	<p>Last year's second overall pick Carson Wentz leads Philly on a rare visit to face the Chargers. In fact, it'll be only the third time they've played the Bolts in the Golden State since 1989. It will also mark a reunion with former Chargers running backs Ryan Mathews and Darren Sproles.</p>
 <p><b>ALL-TIME:</b> 7-5-0  <b>HOME:</b> 3-2-0  <b>AWAY:</b> 4-3-0  <b>LAST:</b> W, 27-22 - 2017 at Giants</p>	<p><b>OVERALL:</b> 2-10-0  <b>HOME:</b> 1-4-0  <b>AWAY:</b> 1-6-0  <b>POSTSEASON:</b> N/A</p>	<p>Philip Rivers and Eli Manning will always be linked together as they were traded for one another on draft day. This marks only the fourth time they have played each other with Rivers holding a 2-0 mark against Manning. Rivers helped pull out a last-minute, 21-20 win over the Giants on the road in 2009.</p>
 <p><b>ALL-TIME:</b> 51-63-2  <b>HOME:</b> 25-32-1  <b>AWAY:</b> 26-31-1  <b>LAST:</b> W 17-16 - 2017 at Raiders</p>	<p><b>OVERALL:</b> 5-6-0  <b>HOME:</b> 4-3-0  <b>AWAY:</b> 2-3-0  <b>POSTSEASON:</b> N/A</p>	<p>The Chargers and Raiders played up to the hype of their long-standing bitter rivalry with a pair of thrillers in 2016 that came down to the final snaps. Each team boasts a pair of dynamic receivers in Keenan Allen and Tyrell Williams for the Bolts and Amari Cooper and Michael Crabtree for the Raiders.</p>
 <p><b>ALL-TIME:</b> 15-24-2  <b>HOME:</b> 7-11-1  <b>AWAY:</b> 8-13-1  <b>LAST:</b> L, 21-13 - 2017 at Patriots</p>	<p><b>OVERALL:</b> 10-2-0  <b>HOME:</b> 4-2-0  <b>AWAY:</b> 6-0-0  <b>POSTSEASON:</b> N/A</p>	<p>In addition to visiting the NFC regular season champion Dallas Cowboys, the Bolts will also travel cross country to take on the AFC's top seed. The game features two of the top QBs in NFL history, Philip Rivers and Tom Brady, so you can expect some fireworks on offense.</p>
 <p><b>ALL-TIME:</b> 7-3-0  <b>HOME:</b> 4-0-0  <b>AWAY:</b> 3-3-0  <b>LAST:</b> L, 20-17 - 2017 at Jaguars</p>	<p><b>OVERALL:</b> 8-4-0  <b>HOME:</b> 4-2-0  <b>AWAY:</b> 4-2-0  <b>POSTSEASON:</b> N/A</p>	<p>This will mark the fifth straight season the Chargers and Jaguars face off, with Los Angeles winning the last four meetings. Former Jaguars head coach Gus Bradley begins his first year as the Bolts' defensive coordinator. The Chargers have scored 30-plus points in four of the last five games against the Jags.</p>
 <p><b>ALL-TIME:</b> 24-12-2  <b>HOME:</b> 14-6-1  <b>AWAY:</b> 10-6-1  <b>LAST:</b> W, 54-24 - 2017 at Chargers</p>	<p><b>OVERALL:</b> 6-6-0  <b>HOME:</b> 4-2-0  <b>AWAY:</b> 2-4-0  <b>POSTSEASON:</b> N/A</p>	<p>Head Coach Anthony Lynn's former team pays him a visit as the Bills head west in 2017. Buffalo boasted the number one rushing offense the past two seasons under Lynn, and will again be led by superstar running back LeSean McCoy. The Bolts have won four of the last five games against the Bills.</p>
 <p><b>ALL-TIME:</b> 5-6-0  <b>HOME:</b> 2-4-0  <b>AWAY:</b> 3-2-0  <b>LAST:</b> W, 28-6 - 2017 at Cowboys</p>	<p><b>OVERALL:</b> 6-6-0  <b>HOME:</b> 3-4-0  <b>AWAY:</b> 3-2-0  <b>POSTSEASON:</b> N/A</p>	<p>Four of the most prolific rookies from the 2016 season will take the field. The Chargers boast Joey Bosa and Hunter Henry while Dak Prescott and Ezekiel Elliott lead the Cowboys. Winners of three of the last four in the series, the Chargers head to AT&amp;T Stadium for the first time since 2009.</p>
 <p><b>ALL-TIME:</b> 16-9-1  <b>HOME:</b> 8-4-0  <b>AWAY:</b> 8-5-1  <b>LAST:</b> L, 20-17 - 2016 at Browns</p>	<p><b>OVERALL:</b> 0-12-0  <b>HOME:</b> 0-6-0  <b>AWAY:</b> 0-6-0  <b>POSTSEASON:</b> N/A</p>	<p>This will be the third meeting in as many years between the two teams. The Browns downed the Chargers for their lone win of 2016. Cleveland will enter Los Angeles with No. 1 pick Myles Garrett. The last time the Chargers fell at home to the Browns was in 1991.</p>
 <p><b>ALL-TIME:</b> 3-7-0  <b>HOME:</b> 2-2-0  <b>AWAY:</b> 1-5-0  <b>LAST:</b> L, 30-24 - 2013 at Redskins</p>	<p><b>OVERALL:</b> 5-7-0  <b>HOME:</b> 3-3-0  <b>AWAY:</b> 2-4-0  <b>POSTSEASON:</b> N/A</p>	<p>Another team that rarely heads west, it's been eight years since the Chargers last hosted the Redskins. The Bolts won a 23-20 thriller in the 2010 season, but fell in overtime, 30-24, the last time they played each other in 2013 at FedEx Field.</p>
 <p><b>ALL-TIME:</b> 21-14-1  <b>HOME:</b> 13-8-0  <b>AWAY:</b> 8-6-1  <b>LAST:</b> W, 31-0 - 2014 at Chargers</p>	<p><b>OVERALL:</b> 5-7-0  <b>HOME:</b> 4-3-0  <b>AWAY:</b> 1-4-0  <b>POSTSEASON:</b> N/A</p>	<p>After shutting out the Jets 31-0 the last time these teams met in 2014, the Bolts head to New York for the first time since 2012. It was a day to remember as the Chargers recorded a franchise record 11 sacks on their way to a 21-17 victory in the Big Apple.</p>



## THE HEAD COACHES



**Anthony Lynn** is in his first season as a head coach in the National Football League after serving as Buffalo's interim in Week 17 of the 2016 season. Lynn comes in with 83 games of playing experience under his belt, as well as two world championships on his résumé as a running back for the back-to-back Super

Bowl champion Denver Broncos (XXXII and XXXIII). Lynn has always had a passion for teaching the game. Immediately following his last season in 1999, Lynn assumed the role of offensive assistant and assistant to special teams in Denver in 2000. Lynn spent 12 years as a running backs coach for the Jaguars, Cowboys, Browns, Jets and Bills. He then landed his first assistant head coaching position in New York with the Jets, while also coaching the running backs, and assumed the same position the following two seasons in Buffalo. The two seasons Lynn spent in Buffalo, the Bills led the NFL in both rushing yards (2,630 in 2016, and 2,432 in 2015) and rushing touchdowns (29 in 2016, and 19, tie in 2015). During his last two coaching stops (New York and Buffalo), Lynn's offenses combined for a total 18,218 rushing yards during that span (2009-2016), the most combined yards in the NFL over that period. Third-year running back Melvin Gordon will be Lynn's next weapon in the backfield, after coming off a campaign in which he racked up 1,416 yards from scrimmage and 12 touchdowns in 2016.



**Jay Gruden** enters his fourth season with the Washington Redskins in 2017 after being named the 29th head coach in franchise history on January 9, 2014. Previously a decorated quarterback in the college and Arena Football League ranks and a successful NFL assistant, Gruden has showcased his offensive acumen honed from his diverse football

background throughout his tenure with the Redskins. In 2016, Gruden guided the Redskins to an 8-7-1 record, giving the franchise back-to-back winning seasons for the first time since 1996-97. The team was led by Gruden's record-shattering offense, which posted team records in total net yards (6,545), net passing yards (4,758) and yards per play (6.40), ranking in the Top 3 in the NFL in all three categories. Gruden's offense — once called "easily one of the three or four best designed offenses in the NFL" by Andy Benoit of The MMQB — was more than just historically efficient and explosive that season. The distribution of the offensive contributions allowed eight Redskins players (DeSean Jackson, Pierre Garçon, Jamison Crowder, Rob Kelley, Chris Thompson, Jordan Reed, Vernon Davis and Matt Jones) to finish the season with at least 500 yards from scrimmage, tying the 2011 New Orleans Saints for the most in a single season in NFL history. A year earlier, Gruden led the Redskins to an NFC East Championship in 2015, posting a 9-7 record to complete the second "worst-to-first" turnaround in team history. Gruden became the sixth coach in team history to lead the Redskins to a playoff berth within the first two years at the helm, joining Ray Flaherty, Dutch Bergman, Dudley DeGroot, George Allen and Joe Gibbs. Under Gruden's guidance, the 2015 Redskins featured what was at the time the most prolific passing attack in franchise history. Quarterback Kirk Cousins, named the starter in the middle of the preseason, set then-single-season team records for attempts (543), completions (379), passing yards (4,166) and 300-yard passing games (seven) while throwing 29 touchdown passes, including at least one in all 16 games. Cousins' success coincided with the emergence of tight end Jordan Reed, who finished the season with 87 receptions for 952 yards (both team records for a tight end) with 11 receiving touchdowns. Gruden assumed control of the Redskins in 2014 and guided the team through a campaign in which three different quarterbacks (Robert Griffin III, Kirk Cousins and Colt McCoy) recorded victories as starters. He installed an offensive system that produced two Pro Bowlers in his first season (tackle Trent Williams and running back Alfred Morris).

## WHO IS NEW ON THE ROSTER

The Chargers have had **22 new players** on their roster in 2017, including all seven who were selected in the 2017 NFL Draft. The Chargers also signed two veteran free agents and claimed three off waivers. The team also traded for Bills quarterback **Cardale Jones** during camp. Five undrafted free agents made the opening weekend roster. The Chargers have had at least one undrafted free agent make the initial roster in 21 straight years.

The veteran free agents the team acquired includes safety **Tre Boston** from Carolina and tackle **Russell Okung** from Denver. The waiver acquisitions were **Hayes Pullard** from Jacksonville and **Michael Schofield** from Denver. **Nick Novak**, and **Michael Ola** were added to the team in October. **Jeff Cumberland** returned to the team in November. **Travis Coons** was signed once Novak was placed on IR.

Here's a closer look at the new veterans on the roster:

- **Boston** has logged 93 career-regular season tackles, three interceptions, eight passes defended, eight forced fumbles and he's returned one of those interceptions for a touchdown. Last season was Boston's most productive by making 10 starts at safety, racking up 50 tackles and two interceptions. He contributed to a defense that ranked second in the NFL with 47 sacks and tied for fourth with 17 interceptions. He appeared at safety in Super Bowl 50 against the Denver Broncos.

- **Okung** originally was the sixth overall pick of the Seattle Seahawks in 2010. He spent six years with the Seahawks before joining the Denver offensive line in 2016. He held down the right side of an offensive line that reached the Super Bowl in back-to-back seasons (2013-2014), including a win in Super Bowl XLVIII over the Denver Broncos. Okung has started every regular season and post season game in his career (88, 12). His Pro Bowl season came after contributing to a rushing attack that ranked third in the league in rushing (161.2 ypg), while only surrendering two sacks.

### 2017 DRAFT PICKS

Draft Picks	Position	Selection
Mike Williams	WR	1st round (7th overall)
Forrest Lamp	OG	2nd round (38th overall)
Dan Feeney	OT	3rd round (71st overall)
Rayshawn Jenkins	S	4th round (113th overall)
Desmond King	CB	5th round (151st overall)
Sam Tevi	OT	6th round (191st overall)
Isaac Rochell	DE	7th round (225th overall)**

### 2017 ROOKIE FREE AGENTS/FIRST YEAR

Name	Position	College
Sean Culkin	TE	Missouri
Michael Davis	CB	BYU
Austin Ekeler	RB	Western St. (Colo.)
James Onwualu	OLB	Notre Dame

### 2017 VETERAN ADDITIONS

Name	Position	Years	College
Tre Boston	S	4	North Carolina
Travis Coons	K	2	Washington
Jeff Cumberland	TE	8	Illinois
Cardale Jones	QB	2	Ohio State
Russell Okung	OT	8	Oklahoma State
Michael Ola	OT	4	Hampton
Nick Novak	K	10	Maryland
Hayes Pullard	LB	3	USC
Michael Schofield	OG	4	Michigan







PRO CONNECTIONS

Los Angeles Head Coach Anthony Lynn coached for the Jets when Redskins Assistant Head Coach/Offensive Line Coach Bill Callahan (2009-11), Offensive Coordinator Matt Cavanaugh (2009-12) and Special Teams Coordinator Ben Kotwica (2009-13) coached together in New York.

Chargers Running Backs Coach Alfredo Roberts coached in Indianapolis with Redskins Defensive Coordinator Greg Manusky (2012-15) while LB Chris Carter (2014) was on the roster.

Los Angeles Offensive Coordinator Ken Whisenhunt coached in Pittsburgh with Cavanaugh (2005-06).

Chargers Defensive Backs Coach Ron Milus coached with Redskins Wide Receiver Coach Ike Hilliard while in New York (Giants) during the 2004 season.

Chargers Quarterback Kellen Clemens played in New York for the Jets while Callahan (2008-10), O'Connell (2010) and Kotwica (2007-10) were coaching.

Los Angeles ILB Korey Toomer played for the Cowboys when Callahan was coaching in Dallas (2014).

Chargers Defensive Coordinator Gus Bradley coached in Tampa Bay with Redskins Head Coach Jay Gruden and Hilliard during the 2006-08 seasons.

Chargers Offensive Line Coach Pat Meyer coached with Cavanaugh in Chicago (2013-14).

Chargers WR Travis Benjamin was on the roster for the Browns when Redskins Quarterbacks Coach Kevin O'Connell was coaching in Cleveland (2015).

Chargers Tight End Jeff Cumberland played in New York for the Jets while Callahan (2010-11), O'Connell (2010-11) and Kotwica (2010-13) were coaching.

Los Angeles S Tre Boston was teammates with Redskins CB Josh Norman in Carolina (2014-15).

Toomer played with Redskins DL Stacey McGee in Oakland (2015).

Bradley (2014-15) was the head coach in Jacksonville when Chargers LB Hayes Pullard (2015) and Washington DL Ziggy Hood were teammates on his roster.

Los Angeles Assistant Head Coach/Special Teams Coordinator George Stewart coached in Atlanta when Redskins S DeAngelo Hall played for the falcons (2004-06).

Chargers Tight End Coach John McNulty coached in Tennessee when Washington LB Zach Brown was on the roster (2014-15).

Chargers T Joe Barksdale (2012-14) and QB Kellen Clemens (2012-13) played in St. Louis with Redskins WR Brian Quick and T Ty Nsekhe (2012) were also on the Rams roster.

Los Angeles DE Chris McCain was on the Dolphins roster with Washington DL A.J. Francis in Miami (2014-15).

Toomer played with Redskins DL Terrell McClain in Dallas for the 2014 season.

Benjamin was teammates with Redskins QB Colt McCoy in Cleveland during the 2012 season.

Barksdale played with Redskins C Demetrius Rhane in St. Louis (2014).

COLLEGE CONNECTIONS

Redskins CB Fabian Moreau played football at UCLA from 2012-16.

Chargers S Tre Boston played at North Carolina when Redskins Running Backs Coach Randy Jordan coached for the Tarheels (2012-13).

Chargers P Drew Kaser was on the roster for Texas A&M when Jordan was coaching there (2011) and he was teammates with Washington S Deshazor Everett (2011, 13-14).

Los Angeles NT Brandon Mebane was teammates with Redskins LS Nick Sundberg at Cal (2005-06).

Chargers TE Hunter Henry (2013-15) and DE Darius Philon (2013-14) were teammates with Redskins TE Jeremy Sprinkle and LB Martell Spaight.

Chargers WR Mike Williams played football at Clemson with Redskins CB Bashaud Breeland during the 2013 season.

Los Angeles G Kenny Wiggins and Redskins LB Chris Carter played together at Fresno State (2007-10).

Chargers WR Keenan Allen (2011-12), DE Chris McCain (2011-13) and Redskins WR Maurice Harris all played together at Cal.

Los Angeles NT Damion Square played with Redskins G Arie Kouandjio at Alabama (2010-12).

Boston played with Redskins LB Zach Brown at North Carolina (2011).

Los Angeles DE Melvin Ingram played with Washington S D.J. Swearingner at South Carolina during the 2009-11 seasons.

Los Angeles CB Desmond King played at Iowa with Redskins G Brandon Scherff (2013-14) and RB LeShun Daniels (2013-16).

Chargers OL Michael Schofield was teammates with Redskins G Kyle Kalis at Michigan (2013).

FORMER CHARGERS

Redskins Defensive Coordinator Greg Manusky was the linebackers coach (2002-06) for the Chargers and later the Bolts defensive coordinator (2011).

Redskins Outside Linebackers Coach Chad Grimm handled quality control - defense for the Chargers from 2013-14.

Redskins Quarterback Coach Kevin O'Connell was on the roster as a quarterback the 2012 season.

FORMER REDSKINS

Chargers Offensive Coordinator Ken Whisenhunt played for the Redskins from 1989-90.

HOMETOWNS

Chargers CB Trevor Williams is from Townson, Md.

Redskins Quarterback Coach Kevin O'Connell is from Carlsbad, Calif. and went to SDSU from 2004-07.

Redskins LB Chris Carter is from Los Angeles, Calif.

Redskins RB Byron Marshall is from San Jose, Calif.





THE MATCHUP

ALL-TIME SERIES (REDSKINS LEAD, 7-3-0)

THE LAST TIME (NOV. 3, 2013)

San Diego Chargers vs Washington Redskins  
11/3/2013 at FedExField

Final Individual Statistics

San Diego Chargers										Washington Redskins									
RUSHING	ATT	YDS	AVG	LG	TD	RUSHING	ATT	YDS	AVG	LG	TD								
R.Mathews	7	34	4.9	11	0	A.Morris	25	121	4.8	26	1								
D.Woodhead	7	21	3.0	8	0	R.Helu	2	23	11.5	21	0								
P.Rivers	2	14	7.0	9	0	J.Reed	1	18	18.0	18	0								
						S.Moss	1	18	18.0	18	0								
						R.Griffin	6	17	2.8	10	0								
						D.Young	5	12	2.4	4	3								
Total	16	69	4.3	11	0	Total	40	209	5.2	26	4								
PASSING	ATT	CMP	YDS	SK/YD	TD	LG	IN	RT	PASSING	ATT	CMP	YDS	SK/YD	TD	LG	IN	RT		
P.Rivers	46	29	341	1/0	2	22	2	81.9	R.Griffin	32	23	291	0/0	0	38	1	86.8		
Total	46	29	341	1/0	2	22	2	81.9	Total	32	23	291	0/0	0	38	1	86.8		
PASS RECEIVING	TAR	REC	YDS	AVG	LG	TD	PASS RECEIVING	TAR	REC	YDS	AVG	LG	TD						
D.Woodhead	12	9	77	8.6	20	0	P.Garcon	11	7	172	24.6	38	0						
K.Allen	11	8	128	16.0	22	1	L.Hankerson	6	5	55	11.0	23	0						
A.Gates	10	6	53	8.8	15	0	J.Reed	5	4	37	9.3	14	0						
E.Royal	6	4	56	14.0	21	1	L.Paulsen	3	3	9	3.0	7	0						
V.Brown	6	1	17	17.0	17	0	N.Paul	2	1	6	6.0	6	0						
L.Green	1	1	10	10.0	10	0	R.Helu	1	1	6	6.0	6	0						
						A.Robinson	1	1	4	4.0	4	0							
						S.Moss	2	1	2	2.0	2	0							
						J.Morgan	1	0	0	0.0	0	0							
Total	46	29	341	11.8	22	2	Total	32	23	291	12.7	38	0						
INTERCEPTIONS	NO	YDS	AVG	LG	TD	INTERCEPTIONS	NO	YDS	AVG	LG	TD								
S.Lisemore	1	0	0.0	0	1	E.Biggers	1	15	15.0	15	0								
					D.Amerson	1	0	0.0	0	0									
Total	1	0	0.0	0	1	Total	2	15	7.5	15	0								
PUNTING	NO	YDS	AVG	NET	TB	IN20	LG	PUNTING	NO	YDS	AVG	NET	TB	IN20	LG				
M.Scifres	4	160	40.0	38.5	0	2	50	S.Rocca	3	123	41.0	41.0	0	1	46				
Total	4	160	40.0	38.5	0	2	50	Total	3	123	41.0	41.0	0	1	46				
PUNT RETURNS	NO	YDS	AVG	FC	LG	TD	PUNT RETURNS	NO	YDS	AVG	FC	LG	TD						
K.Allen	0	0	0.0	1	0	0	J.Morgan	1	6	6.0	0	6	0						
[OUT OF BOUNDS]	2	0	0.0	0	0	0	[DOWNED]	2	0	0.0	0	0	0						
						[OUT OF BOUNDS]	1	0	0.0	0	0	0							
Total	0	0	0.0	1	0	0	Total	1	6	6.0	0	6	0						
KICKOFF RETURNS	NO	YDS	AVG	FC	LG	TD	KICKOFF RETURNS	NO	YDS	AVG	FC	LG	TD						
L.Hawkins	5	114	22.8	0	27	0	J.Morgan	3	63	21.0	0	24	0						
						N.Paul	1	24	24.0	0	24	0							
						S.Moss	1	15	15.0	0	15	0							
						[TOUCHBACK]	1	0	0.0	0	0	0							
Total	5	114	22.8	0	27	0	Total	5	102	20.4	0	24	0						
San Diego Chargers FUMBLES													Washington Redskins FUMBLES						
FUM	LOST	OWN-REC	YDS	TD	FORCED	OPP-REC	YDS	TD	OUT-BDS	FUM	LOST	OWN-REC	YDS	TD	FORCED	OPP-REC	YDS	TD	OUT-BDS
Total	0	0	0	0	0	0	0	0	0	Total	0	0	0	0	0	0	0	0	0

SERIES AT HOME (SERIES TIED, 2-2-0)

LAST HOME GAME (JAN. 3, 2010)

Washington Redskins vs San Diego Chargers  
1/3/2010 at Qualcomm Stadium

Final Individual Statistics

Washington Redskins										San Diego Chargers									
RUSHING	ATT	YDS	AVG	LG	TD	RUSHING	ATT	YDS	AVG	LG	TD								
Q.Gantner	12	29	2.4	9	0	M.Bennett	11	28	2.5	14	0								
M.Mason	6	26	4.3	17	0	D.Sproles	2	18	9.0	12	0								
J.Campbell	3	8	2.7	4	0	C.Davis	1	4	4.0	4	0								
R.Cartwright	1	3	3.0	3	0	L.Tomlinson	2	1	0.5	1	0								
					B.Volek	1	-1	-1.0	-1	0									
Total	22	66	3.0	17	0	Total	17	50	2.9	14	0								
PASSING	ATT	CMP	YDS	SK/YD	TD	LG	IN	RT	PASSING	ATT	CMP	YDS	SK/YD	TD	LG	IN	RT		
J.Campbell	42	28	281	1/6	2	84	0	101.4	B.Volek	30	19	216	1/1	1	50	1	82.1		
					P.Rivers	15	9	99	0/0	1	25	0	101.8						
Total	42	28	281	1/6	2	84	0	101.4	Total	45	28	315	1/1	2	50	1	88.7		
PASS RECEIVING	TAR	REC	YDS	AVG	LG	TD	PASS RECEIVING	TAR	REC	YDS	AVG	LG	TD						
S.Moss	9	6	55	9.2	16	0	M.Floyd	14	9	140	15.6	50	0						
F.Davis	11	6	46	7.7	15	0	C.Davis	7	6	52	8.7	11	0						
M.Kelly	6	5	109	21.8	84	0	M.Bennett	4	4	62	15.5	33	0						
A.Randle El	5	3	20	6.7	12	0	M.Tolbert	5	3	9	3.0	7	1						
M.Sellers	3	3	12	4.0	6	1	L.Tomlinson	2	2	17	8.5	15	0						
R.Cartwright	1	1	19	19.0	19	0	K.Osgood	5	1	17	17.0	17	0						
Q.Gantner	1	1	7	7.0	7	0	A.Gates	4	1	12	12.0	12	1						
M.Mason	1	1	7	7.0	7	0	K.Wilson	1	1	3	3.0	3	0						
M.Mitchell	3	1	4	4.0	4	0	B.Manumaleuna	2	1	3	3.0	3	0						
T.Yoder	1	1	2	2.0	2	1	D.Sproles	1	0	0	0.0	0	0						
Total	41	28	281	10.0	84	2	Total	45	28	315	11.3	50	2						
INTERCEPTIONS	NO	YDS	AVG	LG	TD	INTERCEPTIONS	NO	YDS	AVG	LG	TD								
R.McIntosh	1	9	9.0	9	0	Total	0	0	0.0	0	0								
Total	1	9	9.0	9	0	Total	0	0	0.0	0	0								
PUNTING	NO	YDS	AVG	NET	TB	IN20	LG	PUNTING	NO	YDS	AVG	NET	TB	IN20	LG				
H.Smith	5	156	31.2	31.4	0	1	38	M.Scifres	3	145	48.3	33.7	0	2	53				
Total	5	156	31.2	31.4	0	1	38	Total	3	145	48.3	33.7	0	2	53				
PUNT RETURNS	NO	YDS	AVG	FC	LG	TD	PUNT RETURNS	NO	YDS	AVG	FC	LG	TD						
A.Randle El	2	44	22.0	1	43	0	D.Sproles	1	-1	-1.0	2	-1	0						
					C.Davis	0	0	0.0	1	0	0								
					[OUT OF BOUNDS]	1	0	0.0	0	0	0								
Returns	2	44	22.0	1	43	0	Returns	1	-1	-1.0	3	0	0						
KICKOFF RETURNS	NO	YDS	AVG	FC	LG	TD	KICKOFF RETURNS	NO	YDS	AVG	FC	LG	TD						
R.Cartwright	6	127	21.2	0	28	0	C.Davis	4	79	19.8	0	23	0						
					D.Sproles	1	27	27.0	0	27	0								
Returns	6	127	21.2	0	28	0	Returns	5	106	21.2	0	27	0						
Washington Redskins FUMBLES													San Diego Chargers FUMBLES						
FUM	LOST	OWN-REC	YDS	TD	FORCED	OPP-REC	YDS	TD	OUT-BDS	FUM	LOST	OWN-REC	YDS	TD	FORCED	OPP-REC	YDS	TD	OUT-BDS
J.Campbell	1	0	1	-2	0	0	0	0	0	K.Wilson	0	0	0	0	1	0	0	0	0
R.McIntosh	1	0	0	0	0	0	0	0	0	Total	0	0	0	0	1	0	0	0	0
C.Rogers	0	0	1	18	0	0	0	0	0										
Total	2	0	2	16	0	0	0	0	0										

SCORING

Team	Qtr	Time	Play Description (Extra Point) (Drive Info)	Visitor	Home
Chargers	2	11:35	S.Lisemore interception in end zone. (N.Novak kick)	7	0
Redskins	2	5:25	A.Morris 5 yd. run (K.Forbath kick) (4-67, 1:55)	7	7
Chargers	2	0:42	E.Royal 15 yd. pass from P.Rivers (N.Novak kick) (11-85, 4:43)	14	7
Redskins	3	9:43	D.Young 1 yd. run (K.Forbath kick) (9-74, 5:17)	14	14
Redskins	4	14:17	D.Young 1 yd. run (K.Forbath kick) (11-79, 7:45)	14	21
Redskins	4	6:59	K.Forbath 47 yd. Field Goal (7-22, 3:26)	14	24
Chargers	4	4:10	K.Allen 16 yd. pass from P.Rivers (N.Novak kick) (8-77, 2:49)	21	24
Chargers	4	0:03	N.Novak 19 yd. Field Goal (14-91, 2:07)	24	24
Redskins	5	8:59	D.Young 4 yd. run (10-78, 6:01) (10-78, 6:01)	24	30

SCORING

Team	Qtr	Time	Play Description (Extra Point) (Drive Info)	Visitor	Home
Charger	1	11:22	N.Kaeding 47 yd. Field Goal (8-46, 3:38)	0	3
Charger	1	6:36	A.Gates 12 yd. pass from P.Rivers (N.Kaeding kick) (11-61, 3:43)	0	10
Charger	2	11:34	N.Kaeding 24 yd. Field Goal (11-74, 5:06)	0	13
Redskin	2	5:16	N.Kaeding 2 yd. pass from J.Campbell (G.Gano kick) (12-75, 6:18)	7	13
Redskin	2	0:39	M.Sellers 3 yd. pass from J.Campbell (G.Gano kick) (4-88, 2:12)	14	13
Redskin	3	9:06	G.Gano 22 yd. Field Goal (9-47, 3:50)	17	13
Charger	4	12:06	N.Kaeding 45 yd. Field Goal (8-59, 3:01)	17	16
Redskin	4	4:33	G.Gano 25 yd. Field Goal (14-69, 7:33)	20	16
Charger	4	0:35	M.Tolbert 2 yd. pass from B.Volek (N.Kaeding kick) (12-58, 3:58)	20	23

Current Streak: Redskins won one  
 Chargers' record on the road vs. the Redskins: 1-5-  
 Chargers' record at home vs. the Redskins: 2-2  
 Longest Chargers winning streak: Three games (2001-10)  
 Longest Redskins winning streak: Six games (1973-98)  
 Last time at Home: Chargers 23, Redskins 20 (1/3/10)  
 First Meeting: Chargers 0, at Redskins 38 (9/16/73)  
 Anthony Lynn vs. Washington: 0-0

UNIFORM SCHEDULE

NAVY POWDER  
WHITE COLOR RUSH

AUG 13 AUG 20 AUG 26 AUG 31 SEPT 11 SEPT 17 SEPT 24 OCT 1 OCT 8 OCT 15  
 OCT 22 OCT 29 NOV 12 NOV 19 NOV 23 DEC 3 DEC 10 DEC 16 DEC 24 DEC 31







## SERIES HISTORY



### CHARGERS-REDSKINS SERIES AT A GLANCE

Redskins 7, Chargers 3, 0 Ties (.300)

1973	at Washington	L	0-38
1980	at Washington	L	17-40
1983	at San Diego	L	24-27
1986	at San Diego	L	27-30
1989	at Washington	L	21-26
1998	at Washington	L	20-24
2001	at San Diego	W	30-3
2005	at Washington	W	23-17, OT
2009	at San Diego	W	23-20
2013	at Washington	L	24-30, OT



## NOTABLE PERFORMANCES



- **Keenan Allen** put together one of his best efforts during his rookie campaign when he faced the Redskins in Week 9. Allen caught eight passes for 128 yards and a touchdown. The 128 yards was a season-best for the third-round pick.
- Playing for Cleveland during his rookie season, **Travis Benjamin** made his one reception against the Redskins count as he took it 69 yards for a touchdown on Dec. 16, 2012. The 69-yard score is still the longest reception of his career.
- In three career games against the Redskins, **Antonio Gates** has caught 10 passes for 104 yards with a touchdown.
- In his last outing against the Redskins, **Gates** hauled in six passes for 53 yards on Nov. 3, 2013. He scored his lone touchdown against Washington on his only reception of the game on a 12-yard pass at home on Jan. 3, 2010.
- **Corey Liuget** equaled a career high in passes defense with two in the Nov. 3, 2013, matchup at Washington.
- **Brandon Mebane** has faced Washington five times in his career, including twice in the playoffs. In the 2008 Wild Card game for Seattle, **Mebane** totaled three tackles in a 35-14 win. He met the Redskins again in the 2013 Wild Card game, this time registering four tackles in the 24-14 win.
- **Philip Rivers** has faced the Redskins twice in his career and is 1-1. **Rivers** is 38-of-61 (62.3 pct.) for 440 yards and has tossed three touchdowns to two interceptions. In the 2013 overtime matchup, **Rivers** threw for 341 yards with two touchdowns and two interceptions.







# CAREER STATS VERSUS WASHINGTON REDSKINS (NOTABLE PLAYERS REGULAR SEASON)



## KEENAN ALLEN

Date	Wk	Opponent	GS	Score														
				Pts	Opp	Diff	OT	Target	Rec	Yds	Avg	Lg	TD	1st	1st%	25+	YAC	
11/03/2013	9	@Was	L	WR	24	30	-6	OT	11	8	128	16.0	22	1	8	100.0	0	30
Record				Pts	Opp	Diff	OT	Target	Rec	Yds	Avg	Lg	TD	1st	1st%	25+	YAC	
Totals				0-1 (1 GP)	24	30	-6	-	11	8	128	16.0	22	1	8	100.0	0	30

## TRAVIS BENJAMIN

Date	Wk	Opponent	GS	Score														
				Pts	Opp	Diff	OT	Target	Rec	Yds	Avg	Lg	TD	1st	1st%	25+	YAC	
12/16/2012	15	Was	L		21	38	-17		1	1	69	69.0	69	1	1	100.0	1	34
Record				Pts	Opp	Diff	OT	Target	Rec	Yds	Avg	Lg	TD	1st	1st%	25+	YAC	
Totals				0-1 (1 GP)	21	38	-17	-	1	1	69	69.0	69	1	1	100.0	1	34

## ANTONIO GATES

Date	Wk	Opponent	GS	Score														
				Pts	Opp	Diff	OT	Target	Rec	Yds	Avg	Lg	TD	1st	1st%	25+	YAC	
11/27/2005	12	@Was	W	TE	23	17	6	OT	9	3	39	13.0	24	0	2	66.7	0	30
01/03/2010	17	Was	W	TE	23	20	3		4	1	12	12.0	12	1	1	100.0	0	0
11/03/2013	9	@Was	L	TE	24	30	-6	OT	10	6	53	8.8	15	0	4	66.7	0	26
Record				Pts	Opp	Diff	OT	Target	Rec	Yds	Avg	Lg	TD	1st	1st%	25+	YAC	
Totals				2-1 (3 GP)	70	67	3	-	23	10	104	10.4	24	1	7	70.0	0	56

## PHILIP RIVERS

Date	Wk	Opponent	GS	Score																				
				Pts	Opp	Diff	OT	Att	Cmp	Pct	Yds	Y/A	TD	TD%	Int	Int%	Lg	Sk	Lst	Rate	1st	1st%	2	
01/03/2010	17	Was	W	QB	23	20	3		15	9	60.0	99	6.60	1	6.7	0	0.0	25	0	0	101.8	5	33.3	
11/03/2013	9	@Was	L	QB	24	30	-6	OT	46	29	63.0	341	7.41	2	4.3	2	4.3	22	1	0	81.9	20	43.5	
Record				Pts	Opp	Diff	OT	Att	Cmp	Pct	Yds	Y/A	TD	TD%	Int	Int%	Lg	Sk	Lst	Rate	1st	1st%	2	
Totals				1-1 (2 GP)	47	50	-3	-	61	38	62.3	440	7.21	3	4.9	2	3.3	25	1	0	86.8	25	41.0	

## JAHLEEL ADDAE

Date	Wk	Opponent	GS	Score																						
				Pts	Opp	Diff	OT	Tack	Asst	Sacks	Yds	Stuff	Yds	Int	Yds	TD	QBH	TFL	FF	FR	PD	STck	SAst	MiscTk	MiscA	
11/03/2013	9	@Was	L		24	30	-6	OT	2	1	1	0	0	0	0	0	0	0	0	0	0	0	0	0	0	0
Record				Pts	Opp	Diff	OT	Tack	Asst	Sacks	Yds	Stuff	Yds	Int	Yds	TD	QBH	TFL	FF	FR	PD	STck	SAst	MiscTk	MiscA	
Totals				0-1 (1 GP)	24	30	-6	-	2	1	1	0	0	0	0	0	0	0	0	0	0	0	0	0	0	0

## TRE BOSTON

Date	Wk	Opponent	GS	Score																					
				Pts	Opp	Diff	OT	Tack	Asst	Sacks	Yds	Stuff	Yds	Int	Yds	TD	QBH	TFL	FF	FR	PD				
11/22/2015	11	Was	W		44	16	28		0	0	0	0	0	0	0	0	0	0	0	0	0	0	0	0	0
12/19/2016	15	@Was	W	FS	26	15	11		5	3	2	0	0	0	0	0	0	0	0	0	0	0	0	0	0
Record				Pts	Opp	Diff	OT	Tack	Asst	Sacks	Yds	Stuff	Yds	Int	Yds	TD	QBH	TFL	FF	FR	PD				
Totals				2-0 (2 GP)	70	31	39	-	5	3	2	0	0	0	0	0	0	0	0	0	0	0	0	0	0

## COREY LIUGET

Date	Wk	Opponent	GS	Score																					
				Pts	Opp	Diff	OT	Tack	Asst	Sacks	Yds	Stuff	Yds	Int	Yds	TD	QBH	TFL	FF	FR	PD				
11/03/2013	9	@Was	L	RDE	24	30	-6	OT	3	1	2	0	0	0	1	2	0	0	0	0	0	0	0	0	2
Record				Pts	Opp	Diff	OT	Tack	Asst	Sacks	Yds	Stuff	Yds	Int	Yds	TD	QBH	TFL	FF	FR	PD				
Totals				0-1 (1 GP)	24	30	-6	-	3	1	2	0	0	1	2	0	0	0	0	0	0	0	0	0	2

## BRANDON MEBANE

Date	Wk	Opponent	GS	Score																					
				Pts	Opp	Diff	OT	Tack	Asst	Sacks	Yds	Stuff	Yds	Int	Yds	TD	QBH	TFL	FF	FR	PD				
01/05/2008	WC	Was	W	LDT	35	14	21		3	1	2	0	0	0	0	0	0	0	0	0	0	0	0	0	
11/23/2008	12	Was	L	LDT	17	20	-3		2	1	1	0	0	0	0	0	0	0	0	0	0	0	0	1	
11/27/2011	12	Was	L	RDT	17	23	-6		5	5	0	0	0	0	0	0	0	0	0	0	0	0	0	0	
01/06/2013	WC	@Was	W	RDT	24	14	10		4	1	3	0	0	0	0	0	0	0	0	0	0	0	0	0	
10/06/2014	5	@Was	W	RDT	27	17	10		3	0	3	0	0	0.5	0.5	0	0	0	0	0	0	0	0	0	
Record				Pts	Opp	Diff	OT	Tack	Asst	Sacks	Yds	Stuff	Yds	Int	Yds	TD	QBH	TFL	FF	FR	PD				
Totals				3-2 (5 GP)	120	88	32	-	17	8	9	0	0	0.5	0.5	0	0	0	0	0	0	0	0	0	1

\* Incomplete Totals





OFFENSE

(based on 2017 regular-season statistics)

Table comparing Chargers and Redskins offense statistics including Total First Downs, Net Yards, and Touchdowns.

DEFENSE

(based on 2017 regular-season statistics)

Table comparing Chargers and Redskins defense statistics including Total First Downs, Net Yards, and Touchdowns Allowed.



TEAM NOTES

The team captains for the Chargers were quarterback #17 Philip Rivers, defensive end #54 Melvin Ingram, offensive tackle #76 Russell Okung, tight end #85 Antonio Gates, nose tackle #92 Brandon Mebane, and defensive tackle #95 Tenny Palepoi.

The Chargers put together three straight games of 400-plus yards of offense. The last time the Bolts coupled three or more games together was weeks 4-7 in 2015.

When Drew Kaser punted with 9:47 left in the fourth quarter it marked the first time the Chargers punted since the fourth quarter of the Bills game with 3:49 left in the contest.

The last time the Chargers strung together two separate three-game winning streaks in the same season was in 2014.

With the interception by Adrian Phillips late in the fourth quarter, the Chargers have now picked off 10 passes in their last four games.

PLAYER NOTES

In his 24th career game, Joey Bosa tallied his 22nd sack. Bosa has now surpassed his total from last season (10.5) with his 11.5 sacks on the year. His 22 career sacks are for 12th in team annals.

Bosa equaled a career high with seven tackles on Sunday. He added his strip-sack and had two tackles for loss.

Keenan Allen became the first player in NFL history to have 10+ catches, 100+ receiving yards & 1+ TD catch in three consecutive games.

In his last three games, Allen has caught 33 passes for 436 yards and four touchdowns. His string of three consecutive 100+ receiving games is a career first.

With 12:11 left in the third quarter, Allen hauled in a 26-yard gain to eclipse 1,000 for the season. It marks his second season of his career with 1,000 yards. In the 12 games this season, Allen has 77 catches for 1,032 yards and five touchdowns. His 77 catches equals a career high.

Allen caught the 21st touchdown of career three plays later. It moved him into a tie with Will Frazier and Dave Kocourek for 13th in team history.

On his first catch, Allen passed Tony Martin (289) for 11th in all-time receptions in Chargers history.

Philip Rivers surpassed 49,000 regular season passing yards. His touchdown today moved his career total to 335, passing Eli Manning for seventh all time. The 300-yard passing game was the 55th of his career.

Rivers posted 219 yards in the first half. Coupled with his 219 in the first half at Dallas last week, he has posted 200-plus passing yards in the first half in consecutive games for the first time since 2014.

In the last three weeks, Rivers has completed 72 percent of his passes (78-108) for 1,029 yards and six touchdowns with no interceptions. He sports a rating of 120.5 over that three-game span.

With a sack in the second quarter, Desmond King brought his season total to 3.0, tying Martin Bayless (1990) for the fifth-most in a single season by a defensive back in team history.

With four made field goals on the day, Travis Coons registered the most successful attempts by a kicker in his Chargers debut in history.

Hunter Henry caught seven passes for 81 yards. The seven receptions tie a career high. His 38 catches and 501 yards already better his 2016 totals.

Russell Okung appeared in and started the 100th games of his career.







Official Totals — Based on coaches' film review totals.

### **WR Keenan Allen**

- Needs one more reception to reach 78 on the season, which would pass his total in 2014 for the most in a season for his career.
- Needs two more receptions to reach 300 for his career, which would make him the 11th player in franchise annals to eclipse 300 catches.
- Needs 24 more receptions to reach 322 for his career, which would pass Malcom Floyd for 10th in team history.
- Needs 15 more receiving yards to reach 1,047 for the season, which would set a career high in a season, passing his rookie total in 2013.
- Needs 72 more receiving yards to reach 3,721 for his career, which would pass Dave Kocourek for 13th in team history.
- Needs 131 more receiving yards to reach 1,163 for the season, which would pass Anthony Miller (1993) for 15th-most in a single season in team history.
- Needs 168 more receiving yards to reach 1,200 for the season, which would pass Wes Chandler (1985) for 10th-most in a single season in team history.
- Needs 280 more receiving yards to reach 3,929 for his career, which would pass Ronnie Harmon for 12th in team history.
- Needs 307 more receiving yards to reach 3,956 for his career, which would pass LaDainian Tomlinson for 11th in team history.
- Needs one more touchdown reception to reach 22 for his career, which would give him sole possession of 13th in team history.
- Needs seven more touchdown receptions to reach 28 for his career, which would pass Don Norton for 12th in team history.

### **DE Joey Bosa**

- Needs 1.0 more sacks to reach 12.5 for the season, which would tie with Leslie O'Neal (1986, '89, '94-95) and Shawne Merriman (2007) for the seventh-most in a single season in franchise history.
- Needs 5.0 more sacks to reach 27.0 for his career, which would pass Shawn Lee (22.0), Corey Liuget (22.0), Marcellus Wiley (22.0), John Parrella (24.0) and Billy Ray Smith (26.5) for 10th in team history.

### **RB Austin Ekeler**

- Needs one more touchdown reception to reach four for the year, which would break a tie with Don Woods (1974) and James Brooks (1981) for the most in a single season in team annals by a rookie running back.  
**Ekeler is the only one of those three that was not drafted. Woods was selected in the sixth round of the 1974 NFL Draft (134th overall) and Brooks was selected in the first round of the 1981 NFL Draft (24th overall).**
- Needs three more touchdown receptions to reach six for the season, which would tie with Danny Woodhead (2013, '15) for the most in a single season in franchise history by an undrafted running back.

### **TE Antonio Gates**

- Needs five more receptions to reach 921 for his career, which would pass Torry Holt for 20th in NFL history.
- Needs three more receiving yards to reach 11,374 for his career, which would pass Keenan McCardell for 32nd in NFL history.
- Needs 19 more receiving yards to reach 11,390 for his career, which would pass Rod Smith for 31st in league annals.
- Needs 67 more receiving yards to reach 11,439 for his career, which would pass Mushin Muhammad for 30th in league annals.

### **RB Melvin Gordon**

- Needs 69 more carries to reach 714, which would pass Don Woods for seventh in team history.
- Needs 107 more rushing yards to reach 2,520, which would pass Dickie Post for ninth in team history.
- Needs 286 more rushing yards to reach 2,699, which would pass Keith Lincoln for eighth in team history.
- Needs two more rushing touchdowns to reach 17, which would move him into the top 10 in team history.
- Needs three more rushing touchdowns to reach 18, which would move him into sole possession of ninth place in team history.

### **RB Melvin Gordon (cont.)**

- Needs eight more receptions to reach 124 for his career, which would pass Keith Lincoln for 10th in team history among running backs.
- Needs 10 more receptions to reach 126 for his career, which would pass Don Woods for ninth in team history among running backs.
- Needs 87 more receiving yards to reach 1,000 for his career, which would make him the 14th Chargers running back to achieve that mark.
- Needs 100 more receiving yards to reach 1,013 for his career, which would pass Mike Tolbert for 13th in team history among running backs.
- Needs one more receiving touchdown to reach five for the season, which would tie Ronnie Harmon (1995) and Darren Sproles (2008) for the fourth-most in a single season by a running back in team annals.
- Needs two more receiving touchdowns to reach six for the season, which would tie Danny Woodhead (2013, '15) for the second-most in a single season by a running back in franchise history.

### **CB Casey Hayward**

- Needs one more interception to reach 21 for his career, which would tie Glover Quin for the third-most since he entered the league in 2012.

### **TE Hunter Henry**

- Needs 25 more receptions to reach 99 for his career, which would pass Alfred Pupunu and Derrick Walker for ninth in team history among tight ends.
- Needs 109 more receiving yards to reach 1,088 for his career, which would pass Ladarius Green for 10th in team history among tight ends.
- Needs 205 more receiving yards to reach 1,184 for his career, which would pass Pat Curran for ninth in team history among tight ends.

### **DE Melvin Ingram**

- Needs 2.0 more sacks to reach 35 for his career. 2.0 sacks would also bring his total to 10.5 for the season, tying his career high for a single season, which was set in 2015.
- Needs 4.0 more sacks to reach 12.5 for the season, which would tie with Leslie O'Neal (1986, '89, '94-95) and Shawne Merriman (2007) for the seventh-most in a single season in franchise history.

### **CB Desmond King**

- Needs 0.5 more sacks to reach 3.5 for the season, which would tie with Rodney Harrison (2001) for the fourth-most in a single season by a defensive back in franchise history.
- Needs 1.0 more sacks to reach 4.0 for the season, which would tie with Rodney Harrison (1997, '98) for the second-most in a single season by a defensive back in franchise history.
- Needs 3.0 more sacks to reach 6.0 for the season, which would tie with Rodney Harrison (2000) for the most in a single season by a defensive back in franchise history.

**King is already the holder of the most sacks by a rookie defensive back (single season) in team history.**

*Additionally, King is one of five defenders this season to register a pick-six and three-plus sacks (Carlos Dunlap, Cameron Jordan, Ryan Kerrigan and John Simon). Among them, he is the only rookie and the only defensive back. King's 90-yard pick-six at Dallas is the longest among those players by more than 60 yards.*

### **QB Philip Rivers**

- Needs 41 more completions to reach 4,124 for his career, which would pass John Elway for seventh in NFL history.
- Needs 201 more passing yards to reach 49,325 for his career, which would pass Warren Moon for ninth in NFL history.
- Needs 708 more passing yards to reach 4,000 for the season, which would mark the ninth 4,000-yard season of his career.
- Needs 875 more passing yards to become the ninth player in league history to reach 50,000 for his career.
- Needs eight more passing touchdowns to reach 343 for his career, which would pass Fran Tarkenton for sixth in league history.



**GORDON NAMED PLAYER OF THE WEEK**

**Melvin Gordon** accounted for 163 yards from scrimmage and added two scores to help lead the Chargers to their first victory of 2017. In doing so, Gordon was named the **AFC Offensive Player of the Week** for the Week 5 effort against the New York Giants. Gordon rushed for 105 yards and added 58 through the air, including two receiving touchdowns. His 163 yards from scrimmage was the second-best effort of his career.



**MORE ON MELVIN GORDON**

**Melvin Gordon** put together back-to-back games with 150 total yards or more from scrimmage in Week 6 & 7. The Wisconsin product has been getting it done on the ground and in the air to rank as one of the top non-kicker scorers in the NFL. Gordon enters Week 14 tied for fifth in the league in scoring with 54 points. Gordon ranks tied for seventh in the NFL with 56 first downs and is 10th in the league with 1,007 yards from scrimmage. The 2015 first-round pick is also ninth in rushing in the NFL with 775 yards.

**GORDON BREAKS AWAY FOR 87-YARD TD**

**Melvin Gordon** registered his second-best rushing effort of his career as he totaled 132 yards on the ground against the Patriots in Week 8. Gordon's day started off in record-breaking fashion as he broke loose for an 87-yard touchdown. The 87-yard score was tied for the longest run in team history. Gordon averaged 9.4 yards per carry and added a reception for seven yards to finish with 139 yards from scrimmage. The 139 yards from scrimmage was his third of 100-plus yards this season and his third over a four-game span in the month of October.

**KEENAN ALLEN ON THIRD DOWN**

**Keenan Allen** has returned in a big way from an injury-riddled 2016 season. Allen has proven to be one of the top targets in the NFL on third down as he leads the league with 31 receptions and 464 yards on third down. Of the 31 receptions, 26 have extended drives and been converted for first downs. Allen enters Week 14 ranked fifth in the NFL with 1,032 yards receiving. His 77 receptions rank tied for fourth in the league.



**VERSATILE ROOKIE DUO**

**Desmond King** and **Austin Ekeler** have worn numerous hats in their rookie season and have proven their versatility. King is one of four rookie defensive backs to register multiple sacks this season. He joins Indianapolis CB **Nate Hairston** as the only two rookie defensive backs selected on the third day of the 2017 NFL Draft to register a sack this season. King is one of just five defenders this season to register a pick-six and multiple sacks. Among them, he is the only rookie and the only defensive back. Ekeler had a stellar Week 10, scoring two touchdowns and totaling 119 yards from scrimmage. On the season, the undrafted rookie has scored five touchdowns, three through the air and two on the ground while amassing 471 yards from scrimmage. Ekeler was a **Pepsi Rookie of the Week** nominee for Week 10 and King for Week 13.



**DREW KASER TOPS THE RECORD BOOKS**

In just over one and a half seasons, **Drew Kaser** has etched his name atop the punting record books. During the Patriots game, Kaser launched his 100th career punt which qualified him for the career punting average record. Entering Week 14, Kaser has a lifetime average of 47.3 yards per punt. The prior Chargers record-holder was **Mike Scifres** with a 45.2 average. Kaser is currently fourth in the NFL this season with an average of 48.5 yards per punt.



**BOSA AND INGRAM SINCE 10/9/16**

Since **Joey Bosa** made his NFL debut against the Raiders on Oct. 9, 2016, he has combined with **Melvin Ingram** to form one of the most prolific sack duos in the game. Since Bosa's debut, the duo has combined for 35.5 sacks. Either Bosa or Ingram has gotten to the quarterback at least once in 21 of those 24 games. The duo has recorded a sack in the same game seven times over that span. Bosa enters Week 14 fifth in the NFL with 11.5 sacks while Ingram follows tied for 13th with 8.5 sacks. The 11.5 sacks betters Bosa's total (10.5) from 2016.



**RIVERS NAMED PLAYER OF THE WEEK**

**Philip Rivers** put together one of his best games of his 14-year career en route to being named the **AFC Offensive Player of the Week** for Week 12. On Thanksgiving Day at Dallas, Rivers passed for 434 yards on 27-for-33 passing with three touchdowns. He posted a 149.1 rating and completed 81.8 percent of his passes. The 149.1 rating was the second best by a quarterback this season and the third best of his career. The 434 passing yards was the fourth best of his career and the third best of the season by any quarterback. The game marked the second time in his career that he has thrown for over 400 yards with three touchdowns and no interceptions in the same contest. Rivers was also named the **FedEx Air Player of the Week** for the 12th time in his career.



**HAYWARD GARNERS MONTHLY HONOR**

Los Angeles Chargers cornerback **Casey Hayward** was named the **AFC Defensive Player of the Month** for November. The monthly accolade is his first since being named NFL Rookie of the Month for October in 2012. Hayward shut down opposing receivers in November. The 2016 Pro Bowler paced the NFL in the month by recording three interceptions. Hayward also totaled eight tackles, including one for a loss, and broke up seven passes. The 2012 second round pick led the NFL in 2016 with seven interceptions en route to his first Pro Bowl selection. Hayward enters Week 14 with four interceptions this season and 11 since the start of 2016. That total leads the NFL while his four interceptions this season ranks tied for fourth. He also leads the league with 18 passes defended in 2017 (*pressbox totals*). The award is the second of the season for a Bolts player as **Melvin Ingram** garnered the accolade for the opening month of the season. This marks the first time since 1992 that the Chargers have had two AFC Defensive Player of the Month honors in the same season.



**THREE GAME RECEIVER HISTORY**

**Keenan Allen** became the first player in NFL history to have 10+ catches, 100+ receiving yards and 1+ touchdown catch in three consecutive games. Allen has been lights out in the last three games, totaling 33 catches for 436 yards and four touchdowns. His string of three consecutive 100+ receiving games is a career first. During the Browns game, he surpassed 1,000 yards for the first time since his rookie season. Through 12 games this season he has 77 catches, which equal a career high. He enters the Redskins game ranked tied for fourth with his 77 catches and fifth in the NFL with 1,032 receiving yards. His career high in receiving yards is 1,042 (2013) while he caught 77 balls in 2014. He has caught five touchdowns this season, three away from his career-best also set in 2013.



**TURNOVERS ALL OVER**

The Chargers enter the Week 14 matchup against the Redskins ranked third in the NFL with a +11 turnover margin. The +11 margin would be the best ratio for the Bolts in a single season since 2007 (+24). **Casey Hayward** and **Tre Boston** are tied for fourth in the NFL with four interceptions so far in 2017. **Joey Bosa** has forced four fumbles so far this year which ranks tied for fourth in franchise history and is tied for second in the league. Since Week 10, the Chargers lead the league with 10 interceptions, three more than any other team.







DYNAMIC SACK TRIO

Melvin Ingram, Joey Bosa and Chris McCain enter Week 14 with 25 combined sacks. That total is second in the NFL behind Jacksonville. Bosa and Ingram's 20 combined sacks are third in the league for a sack duo.

Team	Player 1 (Sacks)	Player 2 (Sacks)	Player 3 (Sacks)	Total
JAX	Campbell (12.5)	Ngakoue (10)	Fowler Jr. (6.5)	29
LAC	Bosa (11.5)	Ingram (8.5)	McCain (5.0)	25



BOSA BREAKS NFL SACK MARK IN 20 GAMES



Joey Bosa is off to a torrid start for his career. In his first 20 career games played, Bosa registered 19 sacks. The 19 sacks are the most ever recorded in the first 20 games of a career. Aldon Smith held the record with 18.5 sacks in his first 20 games played. The Ohio State product tallied 10.5 sacks his rookie season in just 12 games played and has recorded 11.5 sacks this season in his first 12 games.



CHARGERS FORCE SIX TURNOVERS



The Los Angeles Chargers forced six turnovers against the Buffalo Bills on Sunday, Nov. 19. The Chargers picked off Nathan Peterman five times in the first half and then recovered a fumble late in the third quarter. The last team to intercept five passes in the first half of a game was the Dolphins on Dec. 3, 1973, vs. Pittsburgh. The six total takeaways are the most in franchise history since Week 8 of the 1990 season. The Chargers enter Week 14 ranked third in the NFL with a +11 turnover margin.



INGRAM NAMED PLAYER OF THE MONTH



Melvin Ingram earned Defensive Player of the Month honors for the month of September. The sixth-year pro out of South Carolina recorded a single-game career-best three sacks against the Chiefs to move his season total to an AFC-best 5.5 in just three games. The 2012 first-round pick has tallied at least a sack in each of the first three games. Ingram opened the 2017 campaign with 1.5 sacks at Denver, then followed that up with a sack in the home opener against the Dolphins, before the three-sack performance against the Chiefs.



TRAVIS BENJAMIN A MULTI-THREAT



Travis Benjamin returned a punt for a score and found paydirt on a long receiving touchdown to help lead the Chargers to a key division win over the Broncos on Oct. 22. Benjamin jumpstarted the Chargers by opening the scoring with a 65-yard punt return. The punt return touchdown was the first for a Charger since Michael Spurlock returned a punt 63 yards against the Jets on Dec. 23, 2012. Benjamin later hauled in a 42-yard receiving touchdown to become the first Charger with a punt return TD and a receiving TD in the same game since Eric Metcalf (Nov. 30, 1997).

CHARGER HEAD COACHES IN THEIR FIRST YEAR

Anthony Lynn begins his first season at the helm of the Chargers. Here is a look at how the head coaches in Chargers history fared in their first season on the sideline. \*Interim not included

Year	Name	Record
1960	Sid Gillman	10-4-0
1970	Charlie Waller	5-6-3
1972	Harland Svare	4-9-1
1974	Tommy Prothro	5-9-0
1979	Don Coryell	12-4-0
1987	Al Saunders	8-7-0
1989	Dan Henning	6-10-0
1992	Bobby Ross	11-5-0
1997	Kevin Gilbride	4-12-0
1999	Mike Riley	8-8-0
2002	Marty Schottenheimer	8-8-0
2007	Norv Turner	11-5-0
2013	Mike McCoy	9-7-0
2017	Anthony Lynn	6-6-0

Eight of the coaches in their first season posted a .500 or better record. Chargers head coaches have gone a combined 101-95-4 in their first season.

Head Coach Anthony Lynn and Special Teams Coordinator-Assistant Head Coach George Stewart are both graduates of the Bill Walsh NFL Diversity Coaching Fellowship. They are two of 35 current head coaches, assistant head coaches and coordinators to be graduates of the Fellowship.

-Lynn is one of four active head coaches to be a graduate (Hue Jackson, Marvin Lewis and Mike Tomlin)



THE COORDINATORS



As Seattle's defensive coordinator, Gus Bradley inherited the 30th-ranked defense and turned it around to be the No. 4 overall defense and top-ranked scoring defense in 2012.

GUS BRADLEY AS A DEFENSIVE COORDINATOR

Year	Team	Total (rank)	Rush (rank)	Pass (rank)	Scoring (rank)
2009	Sea.	356.4 (24)	111.0 (15)	245.4 (30)	24.4 (T-25)
2010	Sea.	368.6 (27)	118.9 (21)	249.6 (27)	25.4 (25)
2011	Sea.	332.2 (9)	112.3 (15)	219.9 (11)	19.7 (7)
2012	Sea.	306.2 (4)	103.1 (10)	203.1 (6)	15.3 (1)
2017	LAC	335.4 (17)	129.8 (31)	205.7 (5)	17.7 (4)

As Pittsburgh's offensive coordinator, Ken Whisenhunt improved the Steelers' offense to a Super Bowl-winning and top-10 unit.

KEN WHISENHUNT AS AN OFFENSIVE COORDINATOR

Year	Team	Total (rank)	Rush (rank)	Pass (rank)	Scoring (rank)
2004	Pit.	324.0 (16)	154.0 (2)	170.0 (28)	23.3 (11)
2005	Pit.	321.8 (T-15)	138.9 (5)	182.9 (24)	24.3 (8)
2006	Pit.	357.8 (7)	124.5 (10)	233.3 (9)	22.1 (T-12)
2013	S.D.	393.3 (5)	122.8 (13)	270.5 (4)	24.8 (12)
2016	S.D.	356.8 (14)	94.4 (26)	262.4 (8)	25.6 (9)
2017	LAC	363.1 (9)	93.3 (26)	269.8 (2)	22.3 (17)







Philip Rivers is the Chargers' franchise record-holder and he ranks 10th all-time for career passing yards with 49,125. Warren Moon ranks ninth with 49,325 yards.

NFL ALL-TIME PASSING YARDS

1.	Peyton Manning	71,940
2.	Brett Favre	71,838
3.	Drew Brees	69,409
4.	Tom Brady	65,214
5.	Dan Marino	61,361
6.	John Elway	51,475
7.	Eli Manning	50,625
8.	Ben Roethlisberger	50,052
9.	Warren Moon	49,325
10.	<b>Philip Rivers</b>	<b>49,125</b>

Rivers also owns the highest career completion (4,083) and attempts (6,348) totals in franchise history.

Rivers finished the 2016 season with 4,386 passing yards, the seventh-most in a season in franchise history. Rivers holds seven of the Top 10 single-season passing yardage marks in franchise history.

SINGLE-SEASON PASSING YARDS

1.	Dan Fouts, 1981	4,802
2.	<b>Philip Rivers, 2015</b>	<b>4,792</b>
3.	Dan Fouts, 1980	4,715
4.	<b>Philip Rivers, 2010</b>	<b>4,710</b>
5.	<b>Philip Rivers, 2011</b>	<b>4,624</b>
6.	<b>Philip Rivers, 2013</b>	<b>4,478</b>
7.	<b>Philip Rivers, 2016</b>	<b>4,386</b>
8.	<b>Philip Rivers, 2014</b>	<b>4,286</b>
9.	<b>Philip Rivers, 2009</b>	<b>4,254</b>
10.	Dan Fouts, 1979	4,082

Rivers increased his career tally of 4,000-yard seasons to eight in 2016, a total that is tied for third in NFL history.

MOST NFL 4,000-YARD SEASONS (PASSING)

1.	Peyton Manning	14
2.	Drew Brees*	11
3.	<b>Philip Rivers*</b> , Tom Brady	8

\*includes 2016

Rivers also posted his 11th-consecutive 3,000-yard season, which ties Ben Roethlisberger for fifth in NFL history.

MOST CONSECUTIVE 3,000-YARD SEASONS (PASSING)

1.	Brett Favre (1992-09)	18
2.	Drew Brees (2004-17)	14
3.	Peyton Manning (1998-10)	13
4.	Eli Manning (2005-16)	12
	<b>Philip Rivers (2006-17)</b>	<b>12</b>
	Ben Roethlisberger (2006-17)	12

Rivers threw 33 touchdown passes last season, for a ninth-straight 25-plus TD season. It is the third-longest streak in NFL history.

MOST CONSECUTIVE 25-TOUCHDOWN SEASONS (PASSING)

1.	Peyton Manning (1998-2010)	13
2.	Drew Brees (2006-16)	11
3.	<b>Philip Rivers (2008-16)</b>	<b>9</b>



Rivers' 33 touchdown passes in the 2016 season gave him five-career 30-TD seasons, sixth in NFL history.

MOST NFL 30-TOUCHDOWN SEASONS (PASSING)

1.	Drew Brees, Brett Favre, Peyton Manning	9
4.	Tom Brady, Aaron Rodgers*	6
6.	<b>Philip Rivers</b>	<b>5</b>

Rivers attempted 578 passes in 2016, fifth in franchise history for a season, and completed 349 (seventh). He now owns seven of the 10 highest pass completion and pass attempt seasons in franchise history.

CHARGERS SINGLE-SEASON PASS COMPLETIONS

1.	<b>Philip Rivers, 2015</b>	<b>437</b>
2.	<b>Philip Rivers, 2014</b>	<b>379</b>
3.	<b>Philip Rivers, 2013</b>	<b>378</b>
4.	<b>Philip Rivers, 2011</b>	<b>366</b>
5.	Dan Fouts, 1981	360
6.	<b>Philip Rivers, 2010</b>	<b>357</b>
7.	<b>Philip Rivers, 2016</b>	<b>349</b>
8.	Dan Fouts, 1980	348
9.	<b>Philip Rivers, 2012</b>	<b>338</b>
10.	Dan Fouts, 1979	332

2018 PRO BOWL FAN VOTING



http://www.chargers.com/pro-bowl/



### CHARGERS SINGLE-SEASON PASS ATTEMPTS

1. Philip Rivers, 2015.....	661
2. Dan Fouts, 1981.....	609
3. Dan Fouts, 1980.....	589
4. Philip Rivers, 2011.....	582
5. Philip Rivers, 2016.....	578
6. Philip Rivers, 2014.....	570
7. Philip Rivers, 2013.....	544
8. Philip Rivers, 2010.....	541
9. Dan Fouts, 1979.....	530
10. Philip Rivers, 2012.....	527

- **Rivers** is the franchise's all-time leader for touchdown passes (335) and he ranks seventh on the NFL's all-time touchdowns list.

### MOST NFL TOUCHDOWN PASSES (CAREER)

1. Peyton Manning.....	539
2. Brett Favre.....	508
3. Tom Brady.....	482
Drew Brees.....	482
5. Dan Marino.....	420
6. Fran Tarkenton.....	342
7. <b>Philip Rivers</b> .....	335
8. Eli Manning.....	334

- **Rivers** finished 2016 with 33 touchdown passes, tied for second-most in a season in franchise history. He now owns eight of the Top 10 touchdown passing seasons in franchise history.

### CHARGERS SINGLE-SEASON TOUCHDOWN PASSES

1. Philip Rivers, 2008.....	34
2. Philip Rivers, 2016.....	33
Dan Fouts, 1981.....	33
4. Philip Rivers, 2013.....	32
5. Philip Rivers, 2014.....	31
6. Philip Rivers, 2010.....	30
Dan Fouts, 1980.....	30
8. Philip Rivers, 2015.....	29
9. Philip Rivers, 2009.....	28
10. Philip Rivers, 2011.....	27
Drew Brees, 2004.....	27
Dan Fouts, 1985.....	27
John Hadl, 1968.....	27

- On Sept. 17, 2017, against Miami, **Rivers** recorded the 52nd 300-yard passing game of his career to break a tie with **Dan Fouts** for the franchise record.

### CHARGERS CAREER 300-YARD PASSING GAMES

1. Philip Rivers.....	55
2. Dan Fouts.....	51

- **Rivers** is the Chargers' all-time leader with eight career 400-yard passing games and he's tied for sixth in NFL annals.

### NFL CAREER 400-YARD PASSING GAMES

1. Drew Brees.....	15
2. Peyton Manning.....	14
3. Dan Marino.....	13
4. Tom Brady.....	10
5. Ben Roethlisberger.....	9
5. <b>Philip Rivers</b> .....	9

### MOST WINS AS AN ACTIVE STARTER

Player	Team	No.
1. Tom Brady	N.E.	192
2. Drew Brees	S.D./N.O.	139
3. Ben Roethlisberger	Pit.	132
4. Eli Manning	NYG	109
5. <b>Philip Rivers</b>	S.D./LAC	103

### RIVERS DOES IT AGAIN

On Oct. 15, 2017 at Oakland, Philip Rivers led the Chargers to a 17-16 come-from-behind victory. The Chargers trailed the Raiders 16-14 early in the final four minutes. The win marked the 24th fourth-quarter come-from-behind victory of Rivers' illustrious career. Below is a look at all 24 of Rivers' fourth-quarter come-from-behind wins.

Date	Opp.	Deficit	Final Score
10/15/17	at Oakland	14-16	Won, 17-16
10/8/17	at New York Giants	17-22	Won, 27-22
10/23/16	at Atlanta*	20-27	Won, 33-30
09/13/15	Detroit	20-21	Won, 33-28
12/20/14	at San Francisco*	21-35	Won, 38-35
11/30/14	at Baltimore	13-23	Won, 34-33
10/12/14	at Oakland	21-28	Won, 31-28
12/29/13	Kansas City*	14-24	Won, 27-24
11/24/13	at Kansas City	24-28	Won, 41-38
09/29/13	Dallas	20-21	Won, 30-21
09/15/13	at Philadelphia	27-23	Won, 33-30
09/11/11	Minnesota	17-14	Won, 24-17
11/07/10	at Houston	21-23	Won, 29-23
11/08/09	at N.Y. Giants	20-14	Won, 21-20
09/14/09	at Oakland	20-17	Won, 24-20
01/03/09	Indianapolis^*	17-14	Won, 23-17
12/21/08	at Tampa Bay	24-20	Won, 41-24
12/14/08	at Kansas City	21-10	Won, 22-21
09/28/08	at Oakland	15-3	Won, 28-18
12/09/07	at Tennessee*	17-3	Won, 23-17
12/24/06	at Seattle	14-13	Won, 20-17
11/26/06	vs. Oakland	14-7	Won, 21-14
11/19/06	at Denver	27-21	Won, 35-27
11/12/06	at Cincinnati	38-28	Won, 49-41

^AFC Wild Card Playoffs

\*Overtime game

### MORE ON PHILIP RIVERS

- Rivers has started a franchise-record 188 consecutive regular-season games. It's the NFL's second-longest active streak.
- Rivers has posted a 103-85 (.548) regular-season record. He became the fifth active quarterback to reach 100 regular-season wins after the victory against the Broncos on Oct. 22, 2017. Including postseason, Rivers' 107 wins overall also ranks No. 5 among active quarterbacks.
- Rivers has posted a passer rating of 120 or higher 42 times during his career. The Chargers are 37-5 (.880) in those games. He has also posted a rating of 130.0 or higher 23 times and the Chargers are 23-0 in those games.
- Rivers is 39-31 (.557) as a starter in regular-season AFC West games. In 70 division games as a starter, he's completed 1,416 of 2,269 (62.4 pct.) for 17,105 yards with 110 touchdowns and 67 interceptions for a 89.4 passer rating.
- Rivers is one of the NFL's top late-season quarterbacks. Since taking over as the Bolts' starting quarterback in 2006, he has guided the Chargers to a record of 36-18 (.667) in regular-season games played in December and January.
- Rivers is not only great in December and January, but in the second half of the season overall. Throughout his career, Rivers is 61-39 (.610) as a starter in games played after Nov. 1.
- Rivers is an eight-time AFC Offensive Player of the Week. His eight AFC POW awards rank second in team history to LaDainian Tomlinson's 10.
- Rivers is a 12-time FedEx Air NFL Player of the Week during his career.
- Since 2012, Rivers has posted the fourth most offensive plays (6,154) in the NFL.





### REGULAR-SEASON RANKINGS

		All-Time	Active Players
Completions	4,083	8	4
Yards	49,125	10	5
Percentage	64.3	11	6
Touchdowns	335	7	3
QB Rating	94.8	9	6

### POSTSEASON RANKINGS

		All-Time	Active Players
Completions	164	27	9
Yards	2,165	27	9
Percentage	60.3	24	9
Touchdowns	11	33t	10
QB Rating	85.2	21	11

### COMBINED (REGULAR AND POSTSEASON) RANKINGS

		All-Time	Active Players
Completions	4,247	9t	5
Yards	51,290	10	5
Percentage	64.1	9	5
TDs	346	9t	6
QB Rating	94.4	9	5

At the Week 8 matchup against the Patriots, **Philip Rivers** surpassed 50,000 passing yards in his career during regular and postseason play. He enters Week 14 with 51,290 yards through the air.

#### Regular Season, All-Time:

**41** completions away from passing **John Elway** (4,123) for eighth all-time

**8** touchdowns away from passing **Fran Tarkenton** (342) for sixth all-time

#### Most Consecutive Games Played

188	Philip Rivers, 2004-17
179	David Binn, 1994-10
178	Russ Washington, 1968-80

#### Rivers Earns His 100th Win

Philip Rivers earned his 100th career regular season win when the Chargers downed the Denver Broncos, 21-0, on Oct. 22, 2017. Here is a list of quarterbacks that have won 100 or more regular season games.

Name	Wins
Tom Brady	193
Brett Favre	186
Peyton Manning	186
John Elway	148
Dan Marino	147
Drew Brees	139
Ben Roethlisberger	133
Fran Tarkenton	124
Johnny Unitas	118
Joe Montana	117
Eli Manning	110
Terry Bradshaw	107
<b>Philip Rivers</b>	<b>103</b>
Warren Moon	102
Jim Kelly	101

### TOUCHDOWNS THROWN TO BY RIVERS

Antonio Gates	85
Vincent Jackson	37
Malcom Floyd	34
Keenan Allen	20
Eddie Royal	16
Danny Woodhead	13
Darren Sproles	11
Hunter Henry	11
Chris Chambers	10
Tyrell Williams	10
Dontrelle Inman	8
Danario Alexander	7
Ladarius Green	7
LaDainian Tomlinson	7
Travis Benjamin	7
Melvin Gordon	6
Brandon Manumaleuna	5
Mike Tolbert	5
Seyi Ajirotutu	3
Vincent Brown	3
Jacob Hester	3
Stevie Johnson	3
Legedu Naanee	3
Dante Rosario	3
Austin Ekeler	3
Patrick Crayton	2
Buster Davis	2
Randy McMichael	2
Robert Meachem	2
John Phillips	2
Jackie Battle	1
Ryan Mathews	1
Lorenzo Neal	1
Brandon Oliver	1
Kelley Washington	1
Kris Wilson	1
<b>Total</b>	<b>335</b>





NFL ALL-TIME RECEIVING TOUCHDOWNS (ALL PLAYERS)

1. Jerry Rice.....	197
2. Randy Moss.....	156
3. Terrell Owens.....	153
4. Cris Carter.....	130
5. Marvin Harrison.....	128
6. Antonio Gates.....	112
7. Tony Gonzalez.....	111

- **Philip Rivers** and **Gates** have connected on 85 touchdowns during their careers, most in NFL history for a quarterback-tight end tandem. Gates has actually caught 87 touchdown passes since Rivers became the team's starting quarterback in 2006, but two of the touchdown passes were thrown by **LaDainian Tomlinson** on halfback-option plays (Nov. 26, 2006 vs. Oakland and Sept. 9, 2007 vs. Chicago).

ALL-TIME TOUCHDOWNS BY QB-TE DUO

1. Philip Rivers to Antonio Gates.....	85
2. Tom Brady to Rob Gronkowski.....	74
3. Drew Brees to Jimmy Graham.....	51

- **Rivers** and **Gates'** 85 touchdowns are also tied for the second-most all-time between a quarterback and receiver. The only combinations that are equal or better are **Steve Young** and **Jerry Rice** (85) and **Peyton Manning** and **Marvin Harrison** (112). Rivers and Gates just need one more to pass Young and Rice.

ALL-TIME TOUCHDOWNS BY QB-RECEIVER DUO

1. Peyton Manning to Marvin Harrison.....	112
2. Steve Young to Jerry Rice.....	85
Philip Rivers to Antonio Gates.....	85

- **Gates** has 21-career multi-touchdown games, most by a tight end in NFL history.

MOST MULTI-TOUCHDOWN GAMES (TIGHT ENDS)

1. Antonio Gates.....	21
2. Tony Gonzalez.....	18
3. Rob Gronkowski.....	17

- **Gates** caught his first touchdown pass of the 2017 season in Week 2 vs. Miami. When he did, he surpassed **Andre Johnson** and **Anquan Boldin** for the longest active season streak with at least one touchdown (15 seasons). It's the second-longest streak among tight ends all time. **Tony Gonzalez** (17 seasons) holds the all-time record.

GATES PASSES 900 CATCHES

- **Antonio Gates** added two catches against the Patriots to move his career total to 912. He needs nine more catches to pass **Torry Holt** and break into the top-20.

NFL CAREER RECEPTION LEADERS

19. Art Monk.....	940
20. Torry Holt.....	920
21. Antonio Gates.....	916
22. Wes Welker.....	903

GATES NAMED A 2017 ART ROONEY SPORTSMANSHIP AWARD NOMINEE

- Los Angeles Chargers tight end **ANTONIO GATES** is one of the 32 player nominees for the fourth annual **ART ROONEY SPORTSMANSHIP AWARD**. Each NFL team nominated one of its players for the award, which recognizes players around the league who exemplify outstanding sportsmanship on the field. The award was created in 2014 in honor of the late founding owner of the Pittsburgh Steelers and Pro Football Hall of Famer **ART ROONEY, SR**. The award is presented each year to an NFL player who best demonstrates the qualities of on-field sportsmanship, including fair play, respect for the game and opponents, and integrity in competition.

- **Antonio Gates** surpassed **Tony Gonzalez's** mark for the most touchdown catches in NFL history by a tight end when he snagged his 112th during the Chargers' 2017 home opener against Miami. Gates also moved into sixth all-time in touchdown catches among all players. Gates is the Chargers' all-time leader in receptions (916), receiving yards (11,371) and touchdown catches (112). All-time among tight ends, Gates, ranks third in catches and yards. Gates' 112 touchdown catches since he came into the NFL in 2003 are the most in the NFL over that span (2003-current).

NFL ALL-TIME RECEIVING TOUCHDOWNS (TIGHT ENDS)

1. Antonio Gates.....	112
2. Tony Gonzalez.....	111

NFL ALL-TIME RECEPTIONS (TIGHT ENDS)

1. Tony Gonzalez.....	1,325
2. Jason Witten.....	1,140
3. Antonio Gates.....	916

NFL ALL-TIME RECEIVING YARDS (TIGHT ENDS)

1. Tony Gonzalez.....	15,127
2. Jason Witten.....	12,325
3. Antonio Gates.....	11,371





Chargers TE **Antonio Gates** ranks No. 1 all-time among tight ends with 112 career touchdown receptions. Gates' 112 touchdowns rank No. 1 among active players and No. 6 all-time. The Chargers have posted a 51-37 record when Gates finds the end zone.

## ANTONIO GATES TOUCHDOWNS

Date	Opponent	W/L	Quarter	Time	Length	Passer
Nov. 9, 2003	vs. Minnesota	W	2	0:25	4	Doug Flutie
Nov. 30, 2003	vs. Kansas City	L	4	0:00	18	Doug Flutie
Oct. 3, 2004	vs. Tennessee	W	2	5:16	11	Drew Brees
Oct. 10, 2004	vs. Jacksonville	W	1	10:14	1	Drew Brees
			2	9:23	11	Drew Brees
Oct. 31, 2004	vs. Oakland	W	3	12:05	5	Drew Brees
			3	3:08	1	Drew Brees
Nov. 7, 2004	vs. New Orleans	W	1	9:50	12	Drew Brees
			3	3:15	7	Drew Brees
			3	2:04	2	Drew Brees
Nov. 21, 2004	at Oakland	W	1	9:05	11	Drew Brees
Nov. 28, 2004	at Kansas City	W	4	10:13	18	Drew Brees
			4	6:22	11	Drew Brees
Dec. 19, 2004	at Cleveland	W	2	2:11	72	Drew Brees
Dec. 26, 2004	at Indianapolis	L	3	9:24	4	Drew Brees
Sept. 25, 2005	vs. New York Giants	W	3	2:59	14	Drew Brees
Oct. 10, 2005	vs. Pittsburgh	L	2	0:34	11	Drew Brees
Oct. 23, 2005	at Philadelphia	L	4	13:48	8	Drew Brees
Oct. 30, 2005	vs. Kansas City	W	1	4:30	19	Drew Brees
			2	0:27	20	Drew Brees
			4	9:10	35	Drew Brees
Nov. 20, 2005	vs. Buffalo	W	1	0:32	27	Drew Brees
Dec. 4, 2005	vs. Oakland	W	2	11:14	6	Drew Brees
Dec. 11, 2005	vs. Miami	L	4	0:15	8	Drew Brees
Dec. 24, 2005	at Kansas City	L	1	4:06	18	Drew Brees
Sept. 11, 2006	at Oakland	W	4	9:56	4	Philip Rivers
Oct. 8, 2006	vs. Pittsburgh	W	3	5:21	22	Philip Rivers
Oct. 15, 2006	at San Francisco	W	1	12:00	57	Philip Rivers
Oct. 22, 2006	at Kansas City	L	3	9:29	1	Philip Rivers
Nov. 26, 2006	vs. Oakland	W	4	9:46	19	LaDainian Tomlinson
Dec. 3, 2006	at Buffalo	W	2	0:24	11	Philip Rivers
Dec. 10, 2006	vs. Denver	W	1	4:40	12	Philip Rivers
			2	0:23	7	Philip Rivers
Dec. 31, 2006	vs. Arizona	W	2	10:25	33	Philip Rivers
Sept. 9, 2007	vs. Chicago	W	3	0:45	17	LaDainian Tomlinson
Sept. 16, 2007	at New England	L	4	14:48	12	Philip Rivers
Oct. 7, 2007	at Denver	W	3	9:20	9	Philip Rivers
Oct. 28, 2007	vs. Houston	W	1	5:49	49	Philip Rivers
			2	12:00	31	Philip Rivers
Nov. 18, 2007	at Jacksonville	L	4	5:06	24	Philip Rivers
Nov. 25, 2007	vs. Baltimore	W	2	7:16	35	Philip Rivers
			3	11:30	25	Philip Rivers
Dec. 9, 2007	at Tennessee	W	4	0:09	2	Philip Rivers
Sept. 7, 2008	vs. Carolina	L	4	6:45	24	Philip Rivers
Sept. 22, 2008	vs. New York Jets	W	2	3:17	6	Philip Rivers
Sept. 28, 2008	at Oakland	W	4	14:12	9	Philip Rivers
Oct. 12, 2008	vs. New England	W	3	7:07	1	Philip Rivers
Oct. 26, 2008	at New Orleans	L	2	1:08	12	Philip Rivers
Nov. 9, 2008	vs. Kansas City	W	4	6:55	8	Philip Rivers
Dec. 21, 2008	at Tampa Bay	W	2	13:26	15	Philip Rivers
			4	14:53	5	Philip Rivers
Oct. 4, 2009	at Pittsburgh	L	3	1:33	3	Philip Rivers
			4	5:48	5	Philip Rivers
Nov. 29, 2009	vs. Kansas City	W	1	4:13	19	Philip Rivers
			2	2:52	15	Philip Rivers
Dec. 13, 2009	at Dallas	W	4	10:56	14	Philip Rivers
Dec. 20, 2009	vs. Cincinnati	W	1	10:06	3	Philip Rivers
Dec. 25, 2009	at Tennessee	W	2	8:46	36	Philip Rivers
Jan. 3, 2010	vs. Washington	W	1	6:36	12	Philip Rivers
Sept. 13, 2010	at Kansas City	L	1	1:52	3	Philip Rivers
Sept. 19, 2010	vs. Jacksonville	W	2	11:32	9	Philip Rivers
			2	0:10	4	Philip Rivers
Sept. 26, 2010	at Seattle	L	4	6:39	12	Philip Rivers
Oct. 3, 2010	vs. Arizona	W	1	4:45	33	Philip Rivers
			2	3:30	26	Philip Rivers
Oct. 10, 2010	at Oakland	L	2	10:07	19	Philip Rivers
Oct. 24, 2010	vs. New England	L	4	7:21	4	Philip Rivers
Oct. 31, 2010	vs. Tennessee	W	3	4:20	48	Philip Rivers
Dec. 5, 2010	vs. Oakland	L	4	9:59	4	Philip Rivers
Oct. 23, 2011	at New York Jets	L	2	12:11	2	Philip Rivers
Nov. 6, 2011	vs. Green Bay	L	3	1:58	11	Philip Rivers
Nov. 20, 2011	at Chicago	L	2	2:04	8	Philip Rivers
Nov. 27, 2011	vs. Denver	L	2	7:58	6	Philip Rivers
Dec. 11, 2011	vs. Buffalo	W	1	7:52	9	Philip Rivers
			3	4:11	2	Philip Rivers
Jan. 1, 2012	at Oakland	W	1	1:02	38	Philip Rivers
Oct. 15, 2012	vs. Denver	L	1	8:16	15	Philip Rivers
			2	0:24	11	Philip Rivers
Nov. 1, 2012	vs. Kansas City	W	1	10:24	14	Philip Rivers
Nov. 11, 2012	at Tampa Bay	L	1	4:19	13	Philip Rivers
Dec. 16, 2012	vs. Carolina	L	4	14:02	9	Philip Rivers
Dec. 23, 2012	at New York Jets	W	3	1:34	34	Philip Rivers
Dec. 30, 2012	vs. Oakland	W	2	2:48	11	Philip Rivers
Sept. 22, 2013	at Tennessee	L	1	9:34	7	Philip Rivers
Sept. 29, 2013	vs. Dallas	W	4	6:54	56	Philip Rivers
Nov. 17, 2013	at Miami	L	1	0:18	5	Philip Rivers
Dec. 29, 2013	vs. Kansas City	W	2	14:56	4	Philip Rivers
Sept. 14, 2014	vs. Seattle	W	2	12:05	8	Philip Rivers
			2	1:04	8	Philip Rivers
			3	3:01	21	Philip Rivers

Date	Opponent	W/L	Quarter	Time	Length	Passer
Oct. 5, 2014	vs. New York Jets	W	1	7:31	8	Philip Rivers
			2	10:15	12	Philip Rivers
Oct. 12, 2014	at Oakland	W	3	2:52	1	Philip Rivers
Oct. 19, 2014	vs. Kansas City	L	2	0:14	27	Philip Rivers
Oct. 23, 2014	at Denver	L	3	2:39	4	Philip Rivers
			4	9:31	10	Philip Rivers
Dec. 14, 2014	vs. Denver	L	4	10:13	5	Philip Rivers
Dec. 20, 2014	at San Francisco	W	3	5:49	1	Philip Rivers
			4	5:15	21	Philip Rivers
Oct. 12, 2015	vs. Pittsburgh	L	1	9:50	12	Philip Rivers
			4	8:02	11	Philip Rivers
Nov. 29, 2015	at Jacksonville	W	2	1:50	9	Philip Rivers
			2	0:45	12	Philip Rivers
Jan. 3, 2015	at Denver	L	3	8:18	13	Philip Rivers
Sept. 18, 2016	vs. Jacksonville	W	2	9:54	2	Philip Rivers
Oct. 9, 2016	at Oakland	L	4	6:21	4	Philip Rivers
Oct. 30, 2016	at Denver	L	1	7:24	7	Philip Rivers
Nov. 6, 2016	vs. Tennessee	W	1	10:02	13	Philip Rivers
Nov. 13, 2016	vs. Miami	L	2	7:37	11	Philip Rivers
Dec. 24, 2016	at Cleveland	L	1	10:49	1	Philip Rivers
Jan. 1, 2017	vs. Kansas City	L	2	14:49	2	Philip Rivers
Sept. 17, 2017	vs. Miami	L	3	8:18	7	Philip Rivers

### ANTONIO GATES TDS BY PASSER

Philip Rivers	85
Drew Brees	23
Doug Flutie	2
LaDainian Tomlinson	2

Gates became the **22nd player** in NFL history to haul in 900 passes. His 916 receptions rank No. 21 all-time and No. 3 among tight ends, putting him five receptions away from passing WR Torry Holt (920) for 20th all-time. Gates has posted 10-plus receptions in four games, one of 11 tight ends in NFL history with at least four 10-catch games.

### 10 CATCH GAMES

Date	Wk	Opponent	Result	Rec	Yds	Avg	Lg	TD
10/30/2005	8	KC	W	10	145	14.5	35t	3
12/11/2005	14	Mia	L	13	123	9.5	25	1
9/23/2007	3	@GB	L	11	113	10.3	26	0
9/29/2013	4	Dal	W	10	136	13.6	56t	1

With **11,371 receiving yards** in his career, Gates ranks **33rd all-time** and No. 3 among tight ends. With three receiving yards, he will pass WR Keenan McCardell (11,373) for No. 32 all-time and can pass WR Rod Smith (11,389) for 31st in NFL history with 19 yards. Gates has posted 100-plus receiving yards in 21 games throughout his career, one of just seven tight ends in league annals with 20-plus games of at least 100 yards receiving. His 21 games rank tied for fifth with Cowboys TE Jason Witten and former Eagles TE Pete Retzlaff.

### 100-YARD RECEIVING GAMES

Date	Wk	Opponent	Result	Rec	Yds	Avg	Lg	TD
12/14/2003	15	GB	L	5	117	23.4	48	0
9/12/2004	1	@Hou	W	8	123	15.4	29	0
11/21/2004	11	@Oak	W	8	101	12.6	28	1
10/2/2005	4	@NE	W	6	108	18	38	0
10/30/2005	8	KC	W	10	145	14.5	35t	3
11/6/2005	9	@NYJ	W	8	132	16.5	29	0
12/11/2005	14	Mia	L	13	123	9.5	25	1
12/10/2006	14	Den	W	7	104	14.9	26	2
9/9/2007	1	Chi	W	9	107	11.9	19	1
9/23/2007	3	@GB	L	11	113	10.3	26	0
10/7/2007	5	@Den	W	7	113	16.1	34	1
11/25/2007	12	Bal	W	6	105	17.5	35t	2
10/4/2009	4	@Pit	L	9	124	13.8	30t	2
11/29/2009	12	KC	W	7	118	16.9	22	2
12/6/2009	13	@Cle	W	8	167	20.9	56	0
9/26/2010	3	@Sea	L	7	109	15.6	28	1
10/3/2010	4	Ari	W	7	144	20.6	33t	2
10/31/2010	8	Ten	W	5	123	24.6	48t	1
1/1/2012	17	@Oak	W	5	106	21.2	38t	1
9/15/2013	2	@Phi	W	8	124	15.5	24	0
9/29/2013	4	Dal	W	10	136	13.6	56t	1





## HEAD COACH ANTHONY LYNN



On Jan. 13, 2017, the Los Angeles Chargers made their first official transaction, naming Anthony Lynn the 16th head coach in franchise history and the first African-American head coach in team annals. The 48-year-old Lynn joined the Chargers after spending the last two seasons (2015-16) as the assistant head coach and running backs coach for the Buffalo Bills.

A native of Celina, Texas, some 40 miles north of Dallas, Lynn was an All-Southwest Conference running back as a collegian at Texas Tech, where he rushed for 1,911 yards and 17 touchdowns on 481 carries. That helped him earn a ticket to the NFL where he signed with the New York Giants as an undrafted free agent in 1992. After being released by the Giants, Lynn signed with Denver in 1993 and appeared in 13 games for the Broncos. In 1994, he suffered a broken leg and spent the year on injured reserve. Lynn moved on to the Bay Area in 1995, spending two seasons with the San Francisco 49ers (1995-96) before concluding his career in Denver (1997-99) where he won back-to-back Super Bowl championships (XXXII and XXXIII) with the Broncos. Lynn hung up his cleats after the '99 season, having played in 83 career games.

Lynn jumped right into the coaching ranks in 2000, spending three seasons (2000-02) with the Broncos as an offensive assistant and assistant to special teams. In 2003, he landed his first full-time position gig as the running backs coach for the Jacksonville Jaguars (2003-04). That was followed by similar positions with the Dallas Cowboys (2005-06), Cleveland Browns (2007-08), New York Jets (2009-14) and Bills (2015-16). Lynn carried the additional title of assistant head coach in New York in 2014 and with the Bills for his two seasons there.

Lynn spent the last two seasons (2015-16) with the Bills, including the final 14 games of the 2016 season as their offensive coordinator and the final game of the year as their interim head coach. The Bills led the NFL in both of Lynn's seasons in both rushing yards (2,630 in 2016 and 2,432 in 2015) and rushing touchdowns (29 in 2016 and 19, tie in 2015). The Bills also led the League in average yards per carry (5.3 in 2016 and 4.8, tie in 2015) in each of his two seasons in Upstate New York. More impressively, at his last two coaching stops (New York and Buffalo), his teams combined to rush for 18,218 yards during that span (2009-16), the most combined yards in the NFL over that time period. In Los Angeles, Lynn will take over a team with a workhorse running back in Melvin

Gordon, who broke out with 1,416 yards from scrimmage and 12 touchdowns in 2016.

The fact that Lynn is coaching today is a miracle in and of itself. Back in 2005, early in Lynn's first season with the Cowboys, he was hit by a drunk driver while crossing a street. The impact was so violent that it's a miracle he survived. The accident happened as Lynn was leaving a restaurant following dinner with several Cowboys coaches. The impact threw him an estimated 40-50 feet and he landed on top of a parked Volkswagen. The force of the impact totaled the car. Pittsburgh Steelers Offensive Coordinator Todd Haley was with Lynn at the time. He narrowly avoided being hit himself and was the first to render aid to Lynn. The damage tally was extensive – two collapsed lungs, three broken ribs, major facial and shoulder damage that required four surgeries and temporary paralysis – yet despite it all, Lynn walked out of the hospital in less than two weeks.

Lynn was raised in Texas by a single mom, Betty Jackson, a former all-state basketball player who had coaching aspirations herself. Lynn's maternal grandfather, Tommy Lynn, a farmer and former baseball catcher, helped raise Anthony. Mother and grandfather helped instill a tireless work ethic in Lynn at an early age. By 13, he was working 40-60 hour weeks doing construction in the summertime. He worked his way up the construction ladder and had become a foreman by the time he was in high school. One of his responsibilities was driving his crew to job sites for a company that built shopping malls and custom homes. It spurned an interest in interior design and Lynn initially studied interior fashion design in college.

Lynn has since reconnected with his father, Donald Wilson, a Los Angeles native who once tried out for the Dodgers as a left-handed pitcher. Wilson now resides in Corona.

Lynn is married to Stacey Bell Lynn. He has two children, son, D'Anton, and daughter, Danielle. Stacey is a news anchor at WNBC in New York City. D'Anton played football collegiately at Penn State and professionally with the New York Jets and the Canadian Football League's Hamilton Tiger-Cats. Danielle studied at the University of Oklahoma and is currently in graduate school at the University of North Texas.

### Anthony Lynn's Coaching Experience

2000-02 — Offensive Asst./Asst. to Spec. Tms., Broncos  
 2003-04 — Running Backs, Jacksonville Jaguars  
 2005-06 — Running Backs, Dallas Cowboys  
 2007-08 — Running Backs, Cleveland Browns

### Anthony Lynn's Coaching Experience

2009-13 — Running Backs, New York Jets  
 2014 — Running Backs/Asst. Head Coach, New York Jets  
 2015-16 — Running Backs/Asst. Head Coach, Buffalo Bills  
 2017 — Head Coach, Los Angeles Chargers







## GENERAL MANAGER TOM TELESKO

With a keen eye for acquiring talented players, Tom Telesco serves his fifth season as General Manager of the Chargers in 2017.

Telesco has infused the Chargers' roster with young players, building primarily through the draft. As the calendar turned to 2016, Telesco brought some of the NFL's top veteran free agents to the Chargers. They included wide receiver and kick returner Travis Benjamin, nose tackle Brandon Mebane, safety Dwight Lowery and cornerback Casey Hayward. Telesco added even more star power to the roster in April with another heralded draft class headlined by two-time Big Ten Defensive Player of the Year Joey Bosa from Ohio State.

Hayward went on to earn his first Pro Bowl selection after leading the league in interceptions while Bosa garnered numerous accolades, including Defensive Rookie of the Year, after leading all NFL rookies with 10.5 sacks. 2015 Mackey Award winner Hunter Henry also put together a stellar rookie campaign by leading the Chargers in touchdowns with eight - tied for the most in the NFL by a tight end. With the selection of Melvin Gordon to the 2016 Pro Bowl, Telesco's last three first round draft picks have either made the Pro Bowl or earned league honors.

In 2015, all five of the Chargers draft picks made the team's opening-day roster and contributed throughout the season. First-round draft choice Melvin Gordon became the team's leading rusher and second-round pick Denzel Perryman came within five tackles of the first 100-tackle season by a rookie in team history.

Telesco also uncovered several gems in rookie free agency, including Nick Dzubnar, who became the team's leading special teams tackler, and Josh Lambo, who was the NFL's top rookie kicker.

Telesco was hired by the Chargers in January 2013. Forty-years-old at the time of his hiring, he became the youngest general manager in team history. Immediately following his hire, Telesco was part of the search committee responsible for hiring Mike McCoy as the team's head coach. Telesco then helped the Chargers return to the playoffs in 2013 with a roster that featured 25 players who joined the team prior to or during the season.

Telesco made several notable free agent acquisitions in 2013, including running back Danny Woodhead and tackle King Dunlap. His first draft with the Chargers yielded three prominent starters, including guard D.J. Fluker, linebacker Manti Te'o and wide receiver and 2013 Pepsi Next NFL Rookie of the Year Keenan Allen.

Telesco's second draft class in 2014 was equally impressive. The team's first four picks all made the opening-day roster and 2014 first-round pick Jason Verrett made his first Pro Bowl after leading the team in interceptions and passes defended in 2015.

A native of Buffalo, N.Y., Telesco prepped at St. Francis High School in Athol Springs, N.Y. Days prior to Super Bowl XLVIII in January 2014, which was co-hosted by New York and New Jersey, Telesco was recognized for their accomplishments on the floor of the New York State Senate by Senator Timothy Kennedy.

After graduating from St. Francis, Telesco played wide receiver at John Carroll University in Ohio. He was a starter on the Blue Streaks' 1994 Ohio Athletic Conference Championship team, and two of his teammates at John Carroll were Chris and Brian Polian, sons of Bill Polian, a 2015 inductee into the Pro Football Hall of Fame.

While attending John Carroll, Telesco spent four summers (1991-94) as a training camp intern with the Buffalo Bills. At that time, the elder Polian was the Bills' general manager. Polian left Buffalo for Carolina in 1994 and after Telesco graduated from John Carroll with a degree in business management in 1995, Polian hired him to work in the Panthers' scouting department. In 1998, Telesco and Polian moved on to Indianapolis, where Telesco would spend his next 15 NFL seasons as a college scout, pro scout, director of pro scouting, director of player personnel and vice president of football operations. He worked in Indianapolis during Peyton Manning's entire career with the Colts and later part of the team that brought Andrew Luck to the Colts with the first pick of the 2012 NFL Draft. Telesco also was involved in Colts drafts that featured four-time Pro Bowl running back Edgerrin James, five-time Pro Bowl wide receiver Reggie Wayne, and Dwight Freeney, a seven-time Pro Bowler as a Colt.

Telesco's tenure in Indianapolis was one of the most successful eras in Colts history. They played in two Super Bowls, including a victory over Chicago in Super Bowl XL1. From 1998-2012, the Colts won 154 regular-season games, eight division titles and they appeared in the playoffs 12 times. Indianapolis set an NFL record with 12 or more wins in seven consecutive seasons and they won an NFL-record 23 straight regular-season games during the 2008-09 seasons. Their 115 regular-season wins from 2000-09 set an NFL record for wins in a decade.

In March 2015, Telesco was invited to be a speaker at the NFL's Career Development Symposium in Arizona. The program, attended by nearly 70 coaches and front office executives, was designed to engage aspiring head coach and general manager candidates. Telesco was one of only two active general managers invited to address participants at the symposium.

Telesco and his wife, Larah, have a daughter, Elena, and two sons, Thomas and Nicholas.

### Tom Telesco's Experience

1995-96 — Scouting Assistant, Carolina Panthers  
 1997 — Area Scout, Carolina Panthers  
 1998-00 — Area Scout, Indianapolis Colts  
 2001-03 — Pro Scout, Indianapolis Colts

### Tom Telesco's Experience

2004-05 — Director of Pro Scouting, Indianapolis Colts  
 2006-11 — Director of Player Personnel, Indianapolis Colts  
 2012 — V.P. of Football Operations, Indianapolis Colts  
 2013-17 — General Manager, Los Angeles Chargers





# 2017 NUMERICAL ROSTER



No.	Name	Pos.	Ht.	Wt.	Age	Birthdate	Exp.	College	How Acq.	GP-GS-DNP-INA ('17)
5	Travis Coons	K	6-1	200	25	2/6/92	2	Washington	FA-'17	1-0-0-0
7	Cardale Jones	QB	6-5	250	25	9/29/92	2	Ohio State	T (BUF)-'17	0-0-1-11
8	Drew Kaser	P	6-2	206	24	2/11/93	2	Texas A&M	D6-'16	12-0-0-0
10	Kellen Clemens	QB	6-2	220	34	6/6/83	12	Oregon	UFA (STL)-'14	4-0-8-0
11	Geremy Davis	WR	6-3	211	25	1/10/92	3	Connecticut	FA-'16	2-0-0-4
12	Travis Benjamin	WR-PR	5-10	175	27	12/29/89	6	Miami	UFA (CLE)-'16	12-3-0-0
13	Keenan Allen	WR	6-2	211	25	4/27/92	5	California	D3-'13	12-13-0-0
16	Tyrell Williams	WR	6-4	205	25	2/12/92	3	Western Oregon	FA-'15	12-11-0-0
17	Philip Rivers	QB	6-5	228	35	12/8/81	14	North Carolina State	T (NYG)-'04	12-12-0-0
20	Desmond King	CB	5-10	200	22	12/14/94	R	Iowa	D5-'17	12-3-0-0
24	Trevor Williams	CB	5-11	191	24	9/15/93	2	Penn State	FA-'16	12-11-0-0
25	Rayshawn Jenkins	S	6-2	220	23	1/25/94	R	Miami	D4-'17	11-0-0-1
26	Casey Hayward	CB	5-11	192	28	9/9/89	6	Vanderbilt	UFA (GB)-'16	12-12-0-0
28	Melvin Gordon	RB	6-1	215	24	4/13/93	3	Wisconsin	D1-'15	12-12-0-0
30	Austin Ekeler	RB	5-10	200	22	5/17/95	R	Western State, Colo.	FA-'17	12-0-0-0
31	Adrian Phillips	S	5-11	210	25	3/28/92	3	Texas	FA-'14	12-3-0-0
32	Branden Oliver	RB	5-8	208	26	5/7/91	4	Buffalo	FA-'14	5-0-0-7
33	Tre Boston	S	6-1	205	25	6/25/92	4	North Carolina	FA-'17	12-11-0-0
34	Derek Watt	FB	6-2	234	25	11/7/92	2	Wisconsin	D6-'16	12-3-0-0
37	Jahleel Addae	S	5-10	195	27	1/24/90	5	Central Michigan	FA-'13	12-12-0-0
40	Chris McCain	DE	6-5	236	26	11/21/91	3	California	FA-'16	11-0-0-1
43	Michael Davis	CB	6-2	195	22	1/6/95	R	Brigham Young	FA-'17	11-0-0-0
44	Andre Williams	RB	6-0	220	25	8/28/92	3	Boston College	W (NYG)-'16	7-0-0-1
47	Mike Windt	LS	6-1	237	31	5/29/86	8	Cincinnati	FA-'10	12-0-0-0
48	Nick Dzubnar	ILB	6-1	240	26	8/15/91	3	Cal Poly-San Luis Obispo	FA-'15	9-0-0-1
49	James Onwualu	OLB	6-1	235	23	9/4/94	R	Notre Dame	FA-'17	9-0-0-3
50	Hayes Pullard	ILB	6-0	235	25	4/18/92	3	USC	W (JAX)-'17	9-7-0-3
51	Kyle Emanuel	OLB	6-3	250	26	8/16/91	3	North Dakota State	D5-'15	12-8-0-0
52	Denzel Perryman	OLB	5-11	240	24	12/5/92	3	Miami	D2-'15	4-4-0-0
54	Melvin Ingram	DE	6-2	247	28	4/26/89	6	South Carolina	D1-'12	12-12-0-0
56	Korey Toomer	ILB	6-2	235	28	12/9/88	4	Idaho	FA-'16	11-6-0-1
57	Jatavis Brown	OLB	5-11	221	23	2/18/94	2	Akron	D5-'16	12-5-0-0
66	Dan Feeney	G	6-4	310	23	5/29/94	R	Indiana	D3-'17	11-5-1-0
69	Sam Tevi	T	6-5	315	23	11/15/94	R	Utah	D6-'17	10-0-0-2
71	Damion Square	NT	6-2	293	28	2/6/89	5	Alabama	W (KC) -'14	12-0-0-0
72	Joe Barksdale	T	6-5	326	28	1/4/89	7	Louisiana State	FA-'15	7-7-0-5
73	Spencer Pulley	C-G	6-4	308	24	4/3/93	2	Vanderbilt	FA-'16	12-12-0-0
74	Michael Ola	T	6-5	312	29	4/19/88	4	Hampton	FA-'17	2-0-1-2
76	Russell Okung	T	6-5	310	29	10/7/88	8	Oklahoma State	UFA (DEN)-'17	12-12-0-0
78	Michael Schofield	G	6-6	301	27	11/15/90	4	Michigan	W (DEN)-'17	11-5-1-0
79	Kenny Wiggins	G-T	6-6	314	29	8/8/88	4	Fresno State	PS (SF)-'13	12-12-0-0
80	Sean Culkin	TE	6-5	255	24	6/11/93	R	Missouri	FA-'17	1-0-0-11
81	Mike Williams	WR	6-4	220	23	10/4/94	R	Clemson	D1-'17	6-0-0-6
84	Sean McGrath	TE	6-5	259	29	12/3/87	3	Henderson State, Ark.	FA-'15	11-4-0-1
85	Antonio Gates	TE	6-4	255	37	6/18/80	15	Kent State	FA-'03	12-2-0-0
86	Hunter Henry	TE	6-5	250	22	12/7/94	2	Arkansas	D2-'16	12-11-0-0
87	Jeff Cumberland	TE	6-4	260	30	5/2/87	8	Illinois	FA-'16	3-2-0-1
92	Brandon Mebane	NT	6-1	311	32	1/15/85	11	California	UFA (SEA)-'16	12-12-0-0
93	Darius Philon	DE	6-1	300	23	1/22/94	3	Arkansas	D6-'15	12-2-0-0
94	Corey Liuget	DT	6-2	300	27	3/18/90	7	Illinois	D1-'11	10-10-0-2
95	Tenny Palepoi	DT	6-1	298	26	12/19/90	4	Utah	FA-'14	11-0-0-0
97	Jerry Attaochu	DE	6-3	252	24	1/17/93	4	Georgia Tech	D2-'14	4-0-0-8
99	Joey Bosa	DE	6-5	280	22	7/11/95	2	Ohio State	D1-'16	12-12-0-0
<b>PRACTICE SQUAD</b>										
27	Jeff Richards	CB	6-2	210	26	1/3/91	1	Emporia State	W (CAR)-'17	0-0-0-0
29	Craig Mager	CB	5-11	200	25	6/11/92	3	Texas State	D3-'15	0-0-0-0
45	A.J. Hendy	S	6-0	206	24	4/8/93	1	Maryland	FA-'17	0-0-0-0
64	Cole Toner	C-G	6-5	300	23	3/13/94	2	Harvard	FA-'17	0-0-0-0
67	Brett Boyko	G	6-6	301	25	8/4/92	1	Nevada-Las Vegas	FA-'16	0-0-0-0
82	Artavis Scott	WR	5-11	195	22	12/12/94	R	Clemson	FA-'17	0-0-0-0
83	Braedon Bowman	TE	6-3	240	23	1/30/94	2	South Alabama	W (NO)-'17	
88	Andre Patton	WR	6-2	200	23	5/28/94	R	Rutgers	FA-'17	0-0-0-0
90	Whitney Richardson	DE	6-4	251	25	7/26/92	R	Lane College	FA-'17	0-0-0-0
98	Isaac Rochell	DE	6-4	280	22	4/22/95	R	Notre Dame	D7-'17	1-0-0-0
<b>RESERVE-INJURED</b>										
9	Nick Novak	K	6-0	200	36	8/21/81	10	Maryland	FA-'17	7-0-0-0
22	Jason Verrett	CB	5-10	188	26	6/18/91	4	Texas Christian	D1-'14	1-1-0-1
27	Kenneth Farrow	RB	5-9	219	24	3/7/93	2	Houston	FA-'16	0-0-0-0
45	Asante Cleveland	TE	6-5	260	25	3/21/92	3	Miami	W (NE)-'15	0-0-0-0
46	Christopher Landrum	DE	6-2	245	25	9/14/92	2	Jacksonville State, Ala.	FA-'16	0-0-0-0
50	Mike Moore	OLB	6-0	235	24	1/30/93	R	Kansas State	FA-'17	0-0-0-0
63	Donavon Clark	G	6-4	315	25	11/12/92	2	Michigan State	D7-'16	0-0-0-0
68	Matt Slauson	C-G	6-5	315	31	2/18/86	9	Nebraska	FA-'16	0-0-0-0
77	Forrest Lamp	G	6-4	310	23	2/20/94	R	Western Kentucky	D2-'17	7-7-0-0
89	Isaiah Burse	WR-KR	5-10	187	25	12/8/91	3	Fresno State	FA-'15	0-0-0-0
96	Kaleb Eulls	DT	6-4	309	26	6/28/91	2	Mississippi State	FA-'16	0-0-0-0
<b>RESERVE-NON-FOOTBALL ILLNESS LIST</b>										
75	Chris Hairston	G-T	6-6	330	28	4/26/89	6	Clemson	FA-'15	2-0-0-0







# 2017 ALPHABETICAL ROSTER



No.	Name	Pos.	Ht.	Wt.	Age	Exp.	College	High School	Hometown
37	Addae, Jahleel	S	5-10	195	27	5	Central Michigan	Riverview	Valrico, Fla.
13	Allen, Keenan	WR	6-2	211	25	5	California	Northern Guilford	Greensboro, N.C.
97	Attaochu, Jerry	DE	6-3	252	24	4	Georgia Tech	Archbishop Carroll	Washington, D.C.
72	Barksdale, Joe	T	6-5	326	28	7	Louisiana State	Cass Tech	Detroit, Mich.
12	Benjamin, Travis	WR-PR	5-10	175	27	6	Miami	Glades Central	Belle Glade, Fla.
99	Bosa, Joey	DE	6-5	280	22	2	Ohio State	St. Thomas Aquinas	Ft. Lauderdale, Fla.
33	Boston, Tre	S	6-1	205	25	4	North Carolina	North Fort Myers	Fort Myers, Fla.
57	Brown, Jatavis	OLB	5-11	221	23	2	Akron	Glades Central	Belle Glade, Fla.
5	Coons, Travis	K	6-1	200	25	2	Washington	Alta Loma	Alta Loma, Calif.
10	Clemens, Kellen	QB	6-2	220	34	12	Oregon	Burns	Burns, Ore.
80	Culkin, Sean	TE	6-5	255	24	R	Missouri	Christian	Indian Rocks Beach, Fla.
87	Cumberland, Jeff	TE	6-4	260	30	8	Illinois	Brookhaven	Columbus, Ohio
11	Davis, Jeremy	WR	6-3	211	25	3	Connecticut	Norcross	Lawrenceville, Ga.
43	Davis, Michael	CB	6-2	195	22	R	Brigham Young	Glendale	Glendale, Calif.
48	Dzubnar, Nick	ILB	6-1	240	26	3	Cal Poly-San Luis Obispo	Mission Viejo	Mission Viejo, Calif.
30	Ekeler, Austin	RB	5-10	200	22	R	Western State, Colo.	Eaton	Eaton, Colo.
51	Emanuel, Kyle	OLB	6-3	250	26	3	North Dakota State	Schuyler Central	Schuyler, Neb.
66	Feeney, Dan	G	6-4	310	23	R	Indiana	Sandburg	Orland Park, Ill.
85	Gates, Antonio	TE	6-4	255	37	15	Kent State	Central	Detroit, Mich.
28	Gordon, Melvin	RB	6-1	215	24	3	Wisconsin	Bradford	Kenosha, Wis.
26	Hayward, Casey	CB	5-11	192	28	6	Vanderbilt	Perry	Perry, Ga.
86	Henry, Hunter	TE	6-5	250	22	2	Arkansas	Pulaski Academy	Little Rock, Ark.
54	Ingram, Melvin	DE	6-2	247	28	6	South Carolina	Richmond County	Rockingham, N.C.
25	Jenkins, Rayshawn	S	6-2	220	23	R	Miami	Admiral Farragut	St. Petersburg, Fla.
7	Jones, Cardale	QB	6-5	250	25	2	Ohio State	Cleveland Glenville	Cleveland, Ohio
8	Kaser, Drew	P	6-2	206	24	2	Texas A&M	Walsh Jesuit	Stow, Ohio
20	King, Desmond	CB	5-10	200	22	R	Iowa	East English Village	Detroit, Mich.
94	Liuget, Corey	DT	6-2	300	27	7	Illinois	Hialeah	Miami, Fla.
40	McCain, Chris	DE	6-5	236	26	3	California	Northern Guilford	Greensboro, N.C.
84	McGrath, Sean	TE	6-5	259	29	3	Henderson State, Ark.	Carmel Catholic	Mundelein, Ill.
92	Mebane, Brandon	NT	6-1	311	32	11	California	Crenshaw	Los Angeles, Calif.
76	Okung, Russell	T	6-5	310	29	8	Oklahoma State	George Bush	Fort Bend, Texas
74	Ola, Michael	T	6-5	312	29	4	Hampton	Riverdale	Riverdale, Ga.
32	Oliver, Branden	RB	5-8	208	26	4	Buffalo	Southridge	Miami, Fla.
49	Onwualu, James	OLB	6-1	235	23	R	Notre Dame	Cretin-Derham Hall	St. Paul, Minn.
95	Palepoi, Tenny	DT	6-1	298	26	4	Utah	Skyline	Salt Lake City, Utah
52	Perryman, Denzel	OLB	5-11	240	24	3	Miami	Coral Gables	Coral Gables, Fla.
31	Phillips, Adrian	S	5-11	210	25	3	Texas	Garland	Garland, Texas
93	Philon, Darius	DE	6-1	300	23	3	Arkansas	Vigor	Mobile, Ala.
50	Pullard, Hayes	ILB	6-0	235	25	3	USC	Crenshaw	Inglewood, Calif.
73	Pulley, Spencer	C-G	6-4	308	24	2	Vanderbilt	Evangelical Christian	Cordova, Tenn.
17	Rivers, Philip	QB	6-5	228	35	14	North Carolina State	Athens	Decatur, Ala.
78	Schofield, Michael	G	6-6	301	27	4	Michigan	Carl Sandburgh	Orland Park, Ill.
71	Square, Damion	NT	6-2	293	28	5	Alabama	Yates	Houston, Texas
69	Tevi, Sam	T	6-5	315	23	R	Utah	Trinity	Eules, Texas
56	Toomer, Korey	ILB	6-2	235	28	4	Idaho	Shadow Ridge	Las Vegas, Nev.
34	Watt, Derek	FB	6-2	234	25	2	Wisconsin	Pewaukee	Pewaukee, Wis.
79	Wiggins, Kenny	G-T	6-6	314	29	4	Fresno State	Elk Grove	Elk Grove, Calif.
44	Williams, Andre	RB	6-0	220	25	3	Boston College	Parkland	Allentown, Pa.
81	Williams, Mike	WR	6-4	220	23	R	Clemson	Lake Marion	Santee, S.C.
24	Williams, Trevor	CB	5-11	191	24	2	Penn State	Calvert Hall College	Baltimore, Md.
16	Williams, Tyrell	WR	6-4	205	25	3	Western Oregon	Cascade	Salem, Ore.
47	Windt, Mike	LS	6-1	237	31	8	Cincinnati	Elder	Cincinnati, Ohio
<b>PRACTICE SQUAD</b>									
83	Bowman, Braedon	TE	6-3	240	23	2	South Alabama	Skyline	Mesa, Ariz.
67	Boyko, Brett	G	6-6	301	25	1	Nevada-Las Vegas	St. Joseph's	Saskatoon, Saskatchewan
45	Hendy, A.J.	S	6-0	206	24	1	Maryland	Bowie	Bowie, Md.
29	Mager, Craig	CB	5-11	200	25	3	Texas State	Luling	Luling, Texas
88	Patton, Andre	WR	6-2	200	23	R	Rutgers	St. Elizabeth	Wilmington, Del.
27	Richards, Jeff	CB	6-2	210	26	1	Emporia State	Del City	Del City, Okla.
90	Richardson, Whitney	DE	6-4	251	25	R	Lane College (Tenn.)	Booker T. Washington (Fla.)	Perkinston, Miss.
98	Rochell, Isaac	DE	6-4	280	22	R	Notre Dame	Eagle's Landing Christian	McDonough, Ga.
82	Scott, Artavis	WR	5-11	195	22	R	Clemson	East Lake	Tarpon Springs, Fla.
64	Toner, Cole	C-G	6-5	300	23	2	Harvard	Roncalli	Greenwood, Ind.
<b>RESERVE-INJURED</b>									
89	Burse, Isaiah	WR-KR	5-10	187	25	3	Fresno State	Modesto Christian	Modesto, Calif.
63	Clark, Donavon	G	6-4	315	25	2	Michigan State	Finneytown	Cincinnati, Ohio
45	Cleveland, Asante	TE	6-5	260	25	3	Miami	Christian Brothers	Sacramento, Calif.
96	Eulls, Kaleb	DT	6-4	309	26	2	Mississippi State	Yazoo County	Yazoo County, Miss.
27	Farrow, Kenneth	RB	5-9	219	24	2	Houston	L.D. Bell	Hurst, Texas
77	Lamp, Forrest	G	6-4	310	23	R	Western Kentucky	Venice	Venice, Fla.
46	Landrum, Christopher	DE	6-2	245	25	2	Jacksonville State, Ala.	Sweet Water	Sweet Water, Ala.
50	Moore, Mike	OLB	6-0	235	24	R	Kansas State	Skyline	Dallas, Texas
9	Novak, Nick	K	6-0	200	36	10	Maryland	Albemarle	San Diego, Calif.
68	Slauson, Matt	C-G	6-5	315	31	9	Nebraska	Air Force Prep	Colorado Springs, Colo.
22	Verrett, Jason	CB	5-10	188	26	4	Texas Christian	Rodriguez	Fairfield, Calif.
<b>RESERVE-NON-FOOTBALL ILLNESS LIST</b>									
75	Hairston, Chris	G-T	6-6	330	28	6	Clemson	Carver	Winston-Salem, N.C.





# 2017 ROSTER BY POSITION



	Pos.	Ht.	Wt.	Age	Exp.	College	How Acq.	GP-GS-DNP-INA ('17)
<b>Quarterbacks – (3)</b>								
7	QB	6-5	250	25	2	Ohio State	T (BUF)-'17	0-0-1-11
10	QB	6-2	220	34	12	Oregon	UFA (STL)-'14	4-0-8-0
17	QB	6-5	228	35	14	North Carolina State	T (NYG)-'04	12-12-0-0
<b>Running Backs &amp; Fullbacks – (5)</b>								
28	RB	6-1	215	24	3	Wisconsin	D1-'15	12-12-0-0
30	RB	5-10	200	22	R	Western State, Colo.	FA-'17	12-0-0-0
32	RB	5-8	208	26	4	Buffalo	FA-'14	5-0-0-7
34	FB	6-2	234	25	2	Wisconsin	D6-'16	12-3-0-0
44	RB	6-0	220	25	3	Boston College	W (NYG)-'16	7-0-0-1
<b>Wide Receivers – (5)</b>								
11	WR	6-3	211	25	3	Connecticut	FA-'16	2-0-0-4
12	WR-PR	5-10	175	27	6	Miami	UFA (CLE)-'16	12-3-0-0
13	WR	6-2	211	25	5	California	D3-'13	12-12-0-0
16	WR	6-4	205	25	3	Western Oregon	FA-'15	12-12-0-0
81	WR	6-4	220	23	R	Clemson	D1-'17	6-0-0-6
<b>Tight Ends – (5)</b>								
80	TE	6-5	255	24	R	Missouri	FA-'17	1-0-0-11
84	TE	6-5	259	29	3	Henderson State, Ark.	FA-'15	11-4-0-1
85	TE	6-4	255	37	15	Kent State	FA-'03	12-2-0-0
86	TE	6-5	250	22	2	Arkansas	D2-'16	12-11-0-0
87	TE	6-4	260	30	8	Illinois	FA-'16	3-2-0-1
<b>Offensive Linemen – (8)</b>								
66	G	6-4	310	23	R	Indiana	D3-'17	11-5-1-0
69	T	6-5	315	23	R	Utah	D6-'17	10-0-0-2
72	T	6-5	326	28	7	Louisiana State	FA-'15	7-7-0-5
73	C-G	6-4	308	24	2	Vanderbilt	FA-'16	12-12-0-0
74	T	6-5	312	29	4	Hampton	FA-'17	2-0-1-2
76	T	6-5	310	29	8	Oklahoma State	UFA (DEN)-'17	12-12-0-0
78	G	6-6	301	27	4	Michigan	W (DEN)-'17	11-5-1-0
79	G-T	6-6	314	29	4	Fresno State	PS (SF)-'13	12-12-0-0
<b>Defensive Linemen – (9)</b>								
40	DE	6-5	236	26	3	California	FA-'16	11-0-0-1
54	DE	6-2	247	28	6	South Carolina	D1-'12	12-12-0-0
71	NT	6-2	293	28	5	Alabama	W (KC)-'14	12-0-0-0
92	NT	6-1	311	32	11	California	UFA (SEA)-'16	12-12-0-0
93	DE	6-1	300	23	3	Arkansas	D6-'15	12-2-0-0
94	DT	6-2	300	27	7	Illinois	D1-'11	10-10-0-2
95	DT	6-1	298	26	4	Utah	FA-'14	11-0-0-0
97	DE	6-3	252	24	4	Georgia Tech	D2-'14	4-0-0-8
99	DE	6-5	280	22	2	Ohio State	D1-'16	12-12-0-0
<b>Linebackers – (7)</b>								
48	ILB	6-1	240	26	3	Cal Poly-San Luis Obispo	FA-'15	9-0-0-1
49	OLB	6-1	235	23	R	Notre Dame	FA-'17	9-0-0-3
50	OLB	6-0	235	25	3	USC	W (JAX)-'17	9-7-0-3
51	OLB	6-3	250	26	3	North Dakota State	D5-'15	12-8-0-0
52	OLB	5-11	240	24	3	Miami	D2-'15	4-4-0-0
56	ILB	6-2	235	28	4	Idaho	FA-'16	11-6-0-1
57	OLB	5-11	221	23	2	Akron	D5-'16	12-5-0-0
<b>Cornerbacks – (4)</b>								
20	CB	5-10	200	22	R	Iowa	D5-'17	12-3-0-0
24	CB	5-11	191	24	2	Penn State	FA-'16	12-11-0-0
26	CB	5-11	192	28	6	Vanderbilt	UFA (GB)-'16	12-12-0-0
43	CB	6-2	195	22	R	Brigham Young	FA-'17	11-0-0-0
<b>Safeties – (4)</b>								
25	S	6-2	220	23	R	Miami	D4-'17	11-0-0-1
31	S	5-11	210	25	3	Texas	FA-'14	12-3-0-0
33	S	6-1	205	25	4	North Carolina	FA-'17	12-11-0-0
37	S	5-10	195	27	5	Central Michigan	FA-'13	12-12-0-0
<b>Specialists – (3)</b>								
5	K	6-1	200	25	2	Washington	FA-'17	1-0-0-0
8	P	6-2	206	24	2	Texas A&M	D6-'16	12-0-0-0
47	LS	6-1	237	31	8	Cincinnati	FA-'10	12-0-0-0







## 2017 COACHING STAFF



Head Coach .....	Anthony Lynn
Special Teams Coordinator-Assistant Head Coach .....	George Stewart
Offensive Coordinator .....	Ken Whisenhunt
Defensive Coordinator .....	Gus Bradley
Assistant Offensive Line .....	James Cregg
Assistant Defensive Backs .....	Chris Harris
Assistant Defensive Line .....	Eric Henderson
Defensive Assistant .....	D'Anton Lynn
Tight Ends .....	John McNulty
Offensive Line .....	Pat Meyer
Defensive Backs .....	Ron Milus
Offensive Assistant .....	Mark Ridgley
Running Backs .....	Alfredo Roberts
Quality Control-Offense .....	Dan Shamash
Wide Receivers .....	Nick Sirianni
Defensive Line .....	Giff Smith
Linebackers .....	Richard Smith
Quarterbacks .....	Shane Steichen
Assistant Special Teams .....	Marquice Williams
Head Strength and Conditioning Coach .....	John Lott
Assistant Strength Coach .....	Jonathan Brooks
Assistant Strength Coach .....	Larry Jackson



## PRONUNCIATION GUIDE



- Jahleel** (jah-LEEL) **Addae** (uh-DIE)
- Jerry **Attaochu** (uh-TAU-choo)
- Tre** (tray) Boston
- Jatavis** (juh-TAY-vis) Brown
- Nick **Dzubnar** (duh-ZOOB-nar)
- Austin **Ekeler** (ECK-uh-ler)
- Drew **Kaser** (KAY-zer)
- Corey **Liuget** (LEE-jit)
- Brandon **Mebane** (me-BANE)
- Russell **Okung** (oh-KOONG)
- Michael **Ola** (OH-la)
- James **Onwualu** (on-WALL-oooh)
- Tenny **Palepoi** (PAL-uh-poy)
- Darius **Philon** (PHI-lawn)
- Hayes **Pullard** (Pull-LARD)
- Michael **Schofield** (SKO-field)
- Sam **Tevi** (teh-VEE)
- Tyrell** (TIE-rell) Williams





# 2017 TRANSACTIONS



1/2	Brett Boyko (T)	re-signed		Forrest Lamp (G)	Drafted 2
	Randall Evans (CB)	re-signed		4/29 Rayshawn Jenkins (S)	Drafted 4
	Michael Lee (CB)	re-signed		Desmond King (CB)	Drafted 5
	Chris McCain (OLB)	re-signed		Isaac Rochell (DE)	Drafted 7
	Adrian McDonald (S)	re-signed		Sam Tevi (T)	Drafted 6
	Jake McGee (TE)	re-signed		5/1 Jake McGee (TE)	waived
1/9	Gus Johnson (RB)	contract expired		5/10 Ronnie Hillman (RB)	UFA not asked to re-sign
	Chuka Ndulue (DT)	contract expired		Sean Lissemore (NT)	UFA not asked to re-sign
	Dom Williams (WR)	contract expired		Robert McClain (CB)	UFA not asked to re-sign
1/10	Mike Bercovici (QB)	signed		Dexter McCluster (RB)	UFA not asked to re-sign
1/18	Da'Ron Brown (WR)	signed		Tourek Williams (OLB)	UFA not asked to re-sign
1/19	Jamaal Jones (WR)	signed		5/11 Zamir Carlis (DT)	waived
2/28	Melvin Ingram (OLB)	designated non-exclusive franchise player		5/12 Sean Culkin (TE)	signed
3/7	Brandon Flowers (CB)	released		Michael Davis (CB)	signed
	D.J. Fluker (G-T)	released		Dillon DeBoer (C)	signed
	Stevie Johnson (WR)	released		Austin Ekeler (RB)	signed
3/9	Jahleel Addae (S)	contract expired		Nigel Harris (ILB)	signed
	Jahleel Addae (S)	re-signed		Eli Jenkins (QB)	signed
	Isaiah Burse (WR-KR)	exclusive rights free agent		Desmond King (CB)	signed
	Jeremy Butler (WR)	contract expired		Younghoe Koo (K)	signed
	Kellen Clemens (QB)	contract expired		Forrest Lamp (G)	signed
	Kellen Clemens (QB)	re-signed		Mike Moore (ILB)	signed
	Asante Cleveland (TE)	exclusive rights free agent		James Onwualu (ILB)	signed
	Jeff Cumberland (TE)	contract expired		Andre Patton (WR)	signed
	Jeremy Davis (WR)	exclusive rights free agent		Isaac Rochell (DE)	signed
	Javontee Herndon (WR-KR)	contract expired		Artavis Scott (WR)	signed
	Ronnie Hillman (RB)	contract expired		Brandon Stewart (CB)	signed
	Dontrelle Inman (WR)	restricted free agent tender		Sam Tevi (T)	signed
	Sean Lissemore (NT)	contract expired		Brad Watson (CB)	signed
	Robert McClain (CB)	contract expired		Mike Williams (WR)	signed
	Dexter McCluster (RB-KR)	contract expired		Mason Zandi (T)	signed
	Sean McGrath (TE)	exclusive rights free agent		5/15 Tre Boston (S)	signed
	Branden Oliver (RB)	contract expired		Orlando Franklin (G)	released
	Tenny Palepoi (DT)	contract expired		5/16 Carlos Fields (OLB)	waived
	Adrian Phillips (S)	exclusive rights free agent		5/17 Mitchell Paige (WR)	signed
	Damion Square (NT)	contract expired		Mason Zandi (T)	waived
	Manti Te'o (ILB)	contract expired		5/18 Toby Baker (P)	signed
	Korey Toomer (ILB)	restricted free agent tender		Rayshawn Jenkins (S)	signed
	Kenny Wiggins (G-T)	contract expired		6/2 Dan Feeney (G)	signed
	Andre Williams (RB)	exclusive rights free agent		Michael Lee (CB)	waived
	Tourek Williams (OLB)	contract expired		6/8 Ryan Reid (CB)	signed
	Mike Windt (LS)	contract expired		6/13 Melvin Ingram (DE)	signed new contract
	Mike Windt (LS)	re-signed		7/26 Cardale Jones (QB)	acquired from Buffalo
	Danny Woodhead (RB)	contract expired		7/27 Eli Jenkins (QB)	waived
3/10	Russell Okung (T)	signed		8/4 Dillon DeBoer (C)	waived-injured
3/13	Asante Cleveland (TE)	signed tender		Barrett Gouger (OC/OG)	signed
	King Dunlap (T)	released		Darrell Stuckey (S)	released-failed physical
	Damion Square (NT)	re-signed		8/7 Asante Cleveland (TE)	waived-injured
3/14	Brock Hekking (OLB)	waived		Cameron Posey (WR)	signed
3/20	Jeremy Davis (WR)	signed tender		Mike Estes (TE)	signed
	Tenny Palepoi (DT)	re-signed		8/11 Matt Weiser (TE)	signed
	Kenny Wiggins (G-T)	re-signed		Adrian McDonald (S)	waived
3/21	Kenjon Barner (RB)	signed		8/15 Mike Moore (LB)	waived-injured
3/22	Adrian Phillips (S)	signed tender		Kyle Coleman (LB)	signed
3/23	Branden Oliver (RB)	re-signed		8/22 Christopher Landrum (DE)	waived-injured
3/30	Sean McGrath (TE)	signed tender		Whitney Richardson (DE)	signed
4/3	Isaiah Burse (WR-KR)	signed tender		9/2 Toby Baker (P)	waived
	Andre Williams (RB)	signed tender		Mike Bercovici (QB)	waived
4/4	Korey Toomer (ILB)	signed tender		Brett Boyko (G)	waived
4/12	Jeff Cumberland (TE)	re-signed		Da'Ron Brown (WR)	waived
4/25	Dontrelle Inman (WR)	signed tender		Ryan Carrethers (NT)	waived
4/27	Mike Williams (WR)	Drafted 1		Kyle Coleman (LB)	waived
4/28	Dan Feeney (G)	Drafted 3		Michael Davis (CB)	waived
	Tyler Johnstone (T)	waived		Mike Estes (TE)	waived







# 2017 TRANSACTIONS



	Randall Evans (CB)	waived	9/23	Jason Verrett (CB)	reserve/injured
	Barrett Gouger (C-G)	waived		Nick Dzubnar (LB)	added from practice squad
	Jamaal Jones (WR)	waived	10/2	Max Tuerk (C)	placed on exempt list
	Josh Lambo (K)	waived	10/2	Max Tuerk (C)	waived
	Mitchell Paige (WR)	waived		Whitney Richardson (DE)	released from practice squad
	Andre Patton (WR)	waived	10/4	LeShun Daniels (RB)	practice squad
	Cameron Posey (WR)	waived	10/5	Nick Novak (K)	signed
	Trovon Reed (CB)	waived		Younghoe Koo (K)	waived
	Caraun Reid (DT)	waived	10/7	Andre Williams (RB)	added from practice squad
	Ryan Reid (CB)	waived		Dexter McCoil (S)	waived
	Whitney Richardson (DE)	waived	10/11	A.J. Hendy (S)	practice squad
	Artavis Scott (WR)	waived	10/16	Josh Keyes (LB)	signed
	Brandon Stewart (CB)	waived		Nigel Harris (LB)	waived
	Brad Watson (CB)	waived		LeShun Daniels (RB)	released from practice squad
	Matt Weiser (TE)	waived	10/18	Whitney Richardson (DE)	practice squad
	Andre Williams (RB)	waived		Denzel Perryman (LB)	reserve/injured; designated for return
	Isaiah Burse (WR)	waived-injured	10/24	Michael Ola (T)	signed
	Tyreek Burwell (T)	waived-injured		Matt Slauson (G-C)	reserve/injured
	Donavon Clark (G)	waived-injured	10/25	Dontrelle Inman (WR)	traded to Chicago
	Kaleb Eulls (DT)	waived-injured	10/26	Jeremy Davis (WR)	added from practice squad
	Kenneth Farrow (RB)	waived-injured		Max Tuerk (G-C)	practice squad
	Joshua Perry (LB)	waived-injured	11/7	Jeff Cumberland (TE)	signed
	Kenjon Barner (RB)	released		Denzel Perryman (LB)	added to active roster from IR; designated for return
	Kellen Clemens (QB)	released		Josh Keyes (LB)	waived
	Jeff Cumberland (TE)	released		Tyler Marz (T)	waived
	Dwight Lowery (S)	released		Cole Toner (G-C)	practice squad
	Tenny Palepoi (DT)	reserve-suspended		Jake Rodgers (T)	practice squad
	Max Tuerk (C)	reserve-suspended	11/15	Braedon Bowman (TE)	waived
9/3	Forrest Lamp (G)	reserve-injured	11/17	Braedon Bowman (TE)	practice squad
	Jeff Richards (CB)	claimed		Jake Rodgers (T)	waived
	Michael Schofield (G)	claimed	11/29	Travis Coons (K)	practice squad
	Jeremy Davis (WR)	waived		Braedon Bowman (TE)	waived
	Craig Mager (CB)	waived	12/2	Travis Coons (K)	added from practice squad
	Brett Boyko (G)	practice squad		Nick Novak (K)	reserve/injured
	Michael Davis (CB)	practice squad		Braedon Bowman (TE)	practice squad
	Randall Evans (CB)	practice squad			
	Andre Patton (WR)	practice squad			
	Whitney Richardson (DE)	practice squad			
	Artavis Scott (WR)	practice squad			
9/4	Andre Williams (RB)	practice squad			
	Kellen Clemens (QB)	re-signed			
	Denzel Perryman (LB)	reserve-injured			
	Hayes Pullard (LB)	claimed			
	Nick Dzubnar (LB)	waived			
	Jeremy Davis (WR)	practice squad			
	Joseph Jones (LB)	practice squad			
	Craig Mager (CB)	practice squad			
	Randall Evans (CB)	waived			
9/5	Nick Dzubnar (LB)	practice squad			
9/6	Braedon Bowman (TE)	practice squad			
	Joseph Jones (LB)	waived			
9/9	Joshua Perry (LB)	waived-injury settlement			
9/11	Jeremy Davis (WR)	added from practice squad			
	Jeff Richards (CB)	waived			
9/13	Tenny Palepoi (WR)	came off reserve/suspended list			
	Isaac Rochell (DE)	waived			
	Jeff Richards (CB)	practice squad			
9/14	Isaac Rochell (DE)	practice squad			
	Whitney Richardson (DE)	waived			
9/16	Michael Davis (CB)	added from practice squad			
	Jeremy Davis (WR)	waived			
9/19	Jeremy Davis (WR)	practice squad			
9/20	Tyler Marz (T)	signed			
	Chris Hairston (G-T)	reserve/non-football illness list			





# DEPTH CHART



UNOFFICIAL

## OFFENSE

WR	13	KEENAN ALLEN	81	<u>Mike Williams</u>	11	Jeremy Davis
LT	76	RUSSELL OKUNG	69	<u>Sam Tevi</u>	74	Michael Ola
LG	66	<u>DAN FEENEY</u>	78	Michael Schofield		
C	73	SPENCER PULLEY	66	<u>Dan Feeney</u>		
RG	79	KENNY WIGGINS	78	Michael Schofield		
RT	72	JOE BARKSDALE	78	Michael Schofield	74	Michael Ola
TE	85	ANTONIO GATES	86	Hunter Henry	84	Sean McGrath
					69	<u>Sam Tevi</u>
					87	Jeff Cumberland
					80	<u>Sean Culkin</u>
WR	16	TYRELL WILLIAMS	12	Travis Benjamin		
QB	17	PHILIP RIVERS	10	Kellen Clemens	7	Cardale Jones
FB	34	DEREK WATT				
RB	28	MELVIN GORDON	30	<u>Austin Ekeler</u>	32	Branden Oliver
					44	Andre Williams

## DEFENSE

DE	99	JOEY BOSA	95	Tenny Palepoi		
NT	92	BRANDON MEBANE	71	Damion Square		
DT	94	COREY LIUGET	93	Darius Philon		
DE	54	MELVIN INGRAM	40	Chris McCain	97	Jerry Attaochu
OLB	51	KYLE EMANUEL	49	<u>James Onwualu</u>		
ILB	50	HAYES PULLARD	56	Korey Toomer	48	Nick Dzubnar
OLB	52	DENZEL PERRYMAN	57	Jatavis Brown	49	<u>James Onwualu</u>
LCB	26	CASEY HAYWARD	20	<u>Desmond King</u>		
SS	37	JAHLEEL ADDAE	31	Adrian Phillips	25	<u>Rayshawn Jenkins</u>
FS	33	TRE BOSTON	31	Adrian Phillips		
RCB	24	TREVOR WILLIAMS	43	<u>Michael Davis</u>		

## SPECIAL TEAMS

P	8	DREW KASER				
K	5	TRAVIS COONS				
H	10	KELLEN CLEMENS	8	Drew Kaser		
LS	47	MIKE WINDT				
KR	30	<u>AUSTIN EKELER</u>	20	<u>Desmond King</u>	32	Branden Oliver
PR	12	TRAVIS BENJAMIN	20	<u>Desmond King</u>	30	<u>Austin Ekeler</u>

Rookies underlined

[ ] Denotes injured, reserve-injured, reserve-suspended







**RUSHING**

**200 Yards Rushing, Individual**

CHARGERS — LaDainian Tomlinson, Dec. 28, 2003, vs. Oakland (243 yards)  
 OPPONENT — Adrian Peterson, Nov. 4, 2007, at Minnesota (296 yards)

**100 Yards Rushing, Individual**

CHARGERS — Melvin Gordon, Oct. 29, 2017, at New England (132 yards)  
 OPPONENT — LeGarrette Blount, Oct. 1, 2017, vs. Philadelphia (136 yards)

**100 Yards Rushing, One Half, Individual**

CHARGERS — Melvin Gordon, Oct. 29, 2017, at New England (113 yards in first half)  
 OPPONENT — Kareem Hunt, Sept. 24, 2017, vs. K.C. (121 yards in second half)

**Two 100-Yard Rushers**

CHARGERS — Darren Sproles (122 yards) and LaDainian Tomlinson (116 yards), Dec. 16, 2007, vs. Detroit  
 OPPONENT — Frank Gore (158 yards) and Colin Kaepernick (151 yards), Dec. 20, 2014, at San Francisco

**Four Touchdowns Rushing, Individual**

CHARGERS — LaDainian Tomlinson, Oct. 14, 2007, vs. Oakland (3, 27, 13, 41 yards)  
 OPPONENT — Never

**Three Touchdowns Rushing, Individual**

CHARGERS — Ryan Matthews, Jan. 2, 2011, at Denver (27, 12, 31 yards)  
 OPPONENT — Darrel Young, Nov. 3, 2013, at Washington (1, 1, 4 yards)

**Two Touchdowns Rushing, Individual**

CHARGERS — Melvin Gordon, Oct. 23, 2016, at Atlanta (2, 3 yards)  
 OPPONENT — Isaiah Crowell, Dec. 24, 2016, at Cleveland (8, 4 yards)

**PASSING**

**500 Yards Passing, Individual**

CHARGERS — Philip Rivers, Oct. 18, 2015, at Green Bay (503 yards)  
 OPPONENT — Never

**400 Yards Passing, Individual**

CHARGERS — Philip Rivers, Nov. 23, 2017, at Dallas (434 yards)  
 OPPONENT — Michael Vick, Sept. 15, 2013, at Philadelphia (428 yards)

**300 Yards Passing, Individual**

CHARGERS — Philip Rivers, Dec. 3, 2017, vs. Cleveland (344 yards)  
 OPPONENT — Tom Brady, Oct. 29, 2017, at New England (333 yards)

**Six Touchdown Passes, Individual**

CHARGERS — Dan Fouts, Nov. 22, 1981, at Oakland (12, 15, 29, 4, 5, 6 yards)  
 OPPONENT — Never

**Five Touchdown Passes, Individual**

CHARGERS — Drew Brees, Oct. 31, 2004, vs. Oakland (17, 13, 23, 5, 1 yards)  
 OPPONENT — Gus Frerotte, Nov. 19, 2000, at Denver (1, 5, 26, 10, 5 yards)

**Four Touchdown Passes, Individual**

CHARGERS — Philip Rivers, Oct. 9, 2016, at Oakland (29, 18, 1, 4 yards)  
 OPPONENT — Derek Carr, Oct. 12, 2014, at Oakland (77, 6, 47, 6 yards)

**Three Touchdown Passes, Individual**

CHARGERS — Philip Rivers, Nov. 23, 2017, at Dallas (3, 27, 42 yards)  
 OPPONENT — Marcus Mariota, Nov. 6, 2016, vs. Tennessee (16, 7, 8 yards)

**Six Interceptions Thrown, Individual**

CHARGERS — Ed Luther, Oct. 31, 1983, vs. Washington  
 OPPONENT — Peyton Manning, Nov. 11, 2007, vs. Indianapolis

**Five Interceptions Thrown, Individual**

CHARGERS — Craig Whelihan, Dec. 13, 1998, at Seattle  
 OPPONENT — Nathan Peterman, Nov. 19, 2017, vs. Buffalo

**Four Interceptions Thrown, Individual**

CHARGERS — Philip Rivers, Nov. 13, 2016, vs. Miami  
 OPPONENT — Nathan Peterman, Nov. 19, 2017, vs. Buffalo

**RECEIVING**

**10 or More Receptions, Individual**

CHARGERS — Keenan Allen, Dec. 3, 2017, vs. Cleveland (10 receptions)  
 OPPONENT — Jarvis Landry, Sept. 17, 2017, vs. Miami (13 receptions)

**200 Yards Receiving, Individual**

CHARGERS — Malcom Floyd, Oct. 10, 2010, at Oakland (213 yards)  
 OPPONENT — Chad Johnson, Nov. 12, 2006, at Cincinnati (260 yards)

**100 Yards Receiving, Individual**

CHARGERS — Keenan Allen, Dec. 3, 2017, vs. Cleveland (105 yards)  
 OPPONENT — DeVante Parker, Nov. 13, 2016, vs. Miami (103 yards)

**100 Yards Receiving, One Half, Individual**

CHARGERS — Keenan Allen, Nov. 23, 2017, vs. Buffalo (123 yards in 1st half)  
 OPPONENT — Julio Jones, Oct. 23, 2016, at Atlanta (107 yards in 1st half)

**Two 100-Yard Receivers**

CHARGERS — Keenan Allen (138 yards) and Tyrell Williams (115 yards), Oct. 1, 2017, vs. Philadelphia  
 OPPONENT — Emmanuel Sanders (120 yards) and Demaryius Thomas (105 yards), Oct. 23, 2014, at Denver

**Five Touchdown Receptions, Individual**

CHARGERS — Kellen Winslow, Nov. 22, 1981, at Oakland (15, 29, 4, 5, 3 yards)  
 OPPONENT — Never

**Four Touchdown Receptions, Individual**

CHARGERS — Kellen Winslow, Nov. 22, 1981, at Oakland (15, 29, 4, 5, 3 yards)  
 OPPONENT — Daryl Turner, Sept. 15, 1985, vs. Seattle (34, 15, 30, 7 yards)

**Three Touchdown Receptions, Individual**

CHARGERS — Danny Woodhead, Dec. 20, 2015, vs. Miami (20, 9, 9 yards)  
 OPPONENT — Emmanuel Sanders, Oct. 23, 2014, at Denver (2, 31, 3 yards)

**Two Touchdown Receptions, Individual**

CHARGERS — Keenan Allen, Nov. 19, 2017, vs. Buffalo (21, 2 yards)  
 OPPONENT — Bennie Fowler III, Sept. 11, 2017, at Denver (5, 6 yards)

**COMBINATION**

**100 Yards Rushing and Receiving, Individual**

CHARGERS — Lionel James, Sept. 22, 1985, at Cincinnati (127 yards rushing, 118 yards receiving)  
 OPPONENT — Essex Johnson, Sept. 30, 1973, vs. Cincinnati (121 yards rushing, 116 yards receiving)

**300-Yard Passer, 100-Yard Rusher and 100-Yard Receiver**

CHARGERS — Philip Rivers (313 yards passing), Brandon Oliver (101 yards rushing) and Malcom Floyd (103 yards receiving), Oct. 12, 2014, at Oakland  
 OPPONENT — Ben Roethlisberger (333 yards passing), Rashard Mendenhall (165 yards rushing) and Hines Ward (113 yards receiving), Oct. 4, 2009, at Pittsburgh

**INTERCEPTIONS**

**Four Interceptions, Individual**

CHARGERS — Never  
 OPPONENT — Kwamie Lassiter, Dec. 17, 1998, at Arizona

**Three Interceptions, Individual**

CHARGERS — Antonio Cromartie, Nov. 11, 2007, vs. Indianapolis  
 OPPONENT — Kwamie Lassiter, Dec. 17, 1998, at Arizona

**Two Interceptions, Individual**

CHARGERS — Casey Hayward, Nov. 19, 2017, vs. Buffalo  
 OPPONENT — Terrance Mitchell, Sept. 24, 2017, vs. Kansas City

**Interception Returned for Touchdown**

CHARGERS — Desmond King, Nov. 23, 2017, at Dallas (90 yards; Dak Prescott, passer)  
 OPPONENT — Lavonte David, Dec. 4, 2016, vs. Tampa Bay (15 yards; Philip Rivers, passer)

**SACKS**

**Five Sacks, Individual**

CHARGERS — Leslie O'Neal, Nov. 16, 1986, vs. Dallas  
 OPPONENT — Never

**Four-and-One-Half Sacks, Individual**

CHARGERS — Leslie O'Neal, Nov. 16, 1986, vs. Dallas  
 OPPONENT — Hugh Douglas, Oct. 18, 1998, vs. Philadelphia

**Four Sacks, Individual**

CHARGERS — Antwan Barnes, Dec. 18, 2011, vs. Baltimore  
 OPPONENT — Justin Houston, Dec. 28, 2014, at Kansas City

**Three-and-One-Half Sacks, Individual**

CHARGERS — Kendall Reyes, Dec. 23, 2012, at New York Jets  
 OPPONENT — Justin Houston, Dec. 28, 2014, at Kansas City



### Three Sacks, Individual

CHARGERS — Melvin Ingram, Sept. 24, 2017, vs. Kansas City  
OPPONENT — Dee Ford, Dec. 13, 2015, at Kansas City

### Two-and-One-Half Sacks, Individual

CHARGERS — Melvin Ingram, Sept. 24, 2017, vs. Kansas City  
OPPONENT — Dee Ford, Dec. 13, 2015, at Kansas City

### Two Sacks, Individual

CHARGERS — Chris McCain & Joey Bosa, Oct. 22, 2017, vs. Denver Broncos  
OPPONENT — Bruce Irvin, Dec. 18, 2016, vs. Oakland

## TOUCHDOWNS

### Five Touchdowns, Individual

CHARGERS — Kellen Winslow, Nov. 22, 1981, at Oakland  
(15-, 29-, 4-, 5-3-yard receptions)  
OPPONENT — Never

### Four Touchdowns, Individual

CHARGERS — Danny Woodhead, Dec. 20, 2015, vs. Miami  
(2-yard run; 20-, 9-, 9-yard receptions)  
OPPONENT — Harvey Williams, Nov. 16, 1997, vs. Oakland  
(1-, 1-yard runs; 8-, 32-yard receptions)

### Three Touchdowns, Individual

CHARGERS — Melvin Gordon, Oct. 23, 2016, at Atlanta  
(2-, 3-yard runs; 5-yard reception)  
OPPONENT — John Kuhn, Oct. 2, 2016, vs. New Orleans  
(1-, 1-yard runs; 4-yard reception)

## FIELD GOALS/PATs

### Six Field Goals Made, Individual

CHARGERS — Greg Davis, Oct. 5, 1997, at Oakland (30, 22, 38, 43, 33, 33 yards)  
OPPONENT — Phil Dawson, Nov. 5, 2006, vs. Cleveland (37, 20, 42, 30, 36, 35 yards)

### Five Field Goals Made, Individual

CHARGERS — Nate Kaeding, Sept. 10, 2012, at Oakland (23, 28, 19, 41, 45 yards)  
OPPONENT — Justin Tucker, Nov. 1, 2015, at Baltimore (48, 29, 48, 45, 39 yards)

### Four Field Goals Made, Individual

CHARGERS — Travis Coons, Dec. 3, 2017, vs. Cleveland (21, 40, 22, 27 yards)  
OPPONENT — Sebastian Janikowski, Dec. 18, 2016, vs. Oakland (45, 33, 21, 44 yards)

### 50-Yard Field Goal, Individual

CHARGERS — Josh Lambo, Jan. 3, 2016, at Denver (50 yards)  
OPPONENT — Cody Parkey, Sept. 17, 2017, vs. Miami (54 yards)

### Blocked Field-Goal Attempt

CHARGERS — Darrell Stuckey, Nov. 23, 2014, vs. St. Louis  
(46-yard Greg Zuerlein attempt)  
OPPONENT — Shelby Harris, Sept. 11, 2017, at Denver  
(44-yard Younghoe Koo attempt)

### Two-Point Conversion

CHARGERS — Ladarius Green, Oct. 25, 2015, vs. Oakland (Philip Rivers, passer)  
OPPONENT — Mike Evans, Dec. 4, 2016, vs. Tampa Bay (Jameis Winston, passer)

### Point After Touchdown Missed

CHARGERS — Nick Novak, Nov. 23, 2017, at Dallas (second attempt, wide left)  
OPPONENT — Giorgio Tavecchio, Oct. 15, 2017, at Oakland (second attempt, wide left)

### Blocked Point After Touchdown

CHARGERS — Corey Luiget, Nov. 12, 2017, at Jacksonville (Josh Lambo, first attempt)  
OPPONENT — Keith McGill, Dec. 18, 2016, vs. Oakland (Josh Lambo, second attempt)

## PUNTING

### 80-Yard Punt

CHARGERS — Never  
OPPONENT — Dustin Colquitt, Dec. 2, 2007, at Kansas City (81 yards)

### 70-Yard Punt

CHARGERS — Mike Scifres, Sept. 21, 2014, at Buffalo (72 yards)  
OPPONENT — Kevin Huber, Dec. 1, 2013, vs. Cincinnati (75 yards)

### 60-Yard Punt

CHARGERS — Drew Kaser, Nov. 12, 2017, at Jacksonville (61 yards)  
OPPONENT — Brad Nortman, Nov. 12, 2017, at Jacksonville (61 yards)

### Blocked Punt

CHARGERS — Jerry Attaochu, Sept. 8, 2014, at Arizona (Drew Butler, punter)  
OPPONENT — Hayes Pullard, Nov. 29, 2015, at Jacksonville (Mike Scifres, punter)

### 10 or More Punts, Individual

CHARGERS — Drew Kaser, Nov. 12, 2017, at Jacksonville (10 punts for 485 yds)  
OPPONENT — Chad Stanley, Sept. 15, 2002, vs. Houston (10 punts for 406 yds)

### No Punts

CHARGERS — Nov. 23, 2017, at Dallas  
OPPONENT — Nov. 7, 1976, vs. Baltimore Colts

## OTHER SPECIAL TEAMS

### Kickoff Returned for Touchdown

CHARGERS — Michael Spurlock, Dec. 30, 2012, vs. Oakland (99 yards)  
OPPONENT — Percy Harvin, Sept. 11, 2011, vs. Minnesota (103 yards)

### Punt Returned for Touchdown

CHARGERS — Travis Benjamin, Oct. 22, 2017, vs. Denver Broncos (65 yards)  
OPPONENT — Tyreek Hill, Jan. 1, 2017, vs. Kansas City (95 yards)

### Blocked Punt Returned for Touchdown

CHARGERS — Jacob Hester, Oct. 25, 2009, at Kansas City (Recovered in end zone after Hester blocked Dustin Colquitt punt)  
OPPONENT — Adam Hayward, Nov. 11, 2012, at Tampa Bay (Returned 29 yards after Dekoda Watson blocked Mike Scifres punt)

### Recovered Own Inside Kick Attempt

CHARGERS — Darrell Stuckey, Nov. 18, 2012, at Denver (Nick Novak, kicker)  
OPPONENT — Jonathan Grimes, Nov. 27, 2016, at Houston (Nick Novak, kicker)

## OTHER DEFENSE

### Shutout Posted

CHARGERS — Oct. 22, 2017, vs. Denver Broncos (21-0 Chargers win)  
OPPONENT — Nov. 2, 2014, at Miami (37-0 Miami win)

### Fumble Returned for Touchdown

CHARGERS — Melvin Ingram, Nov. 19, 2017, vs. Buffalo (39 yards)  
OPPONENT — Adrian Clayborn, Oct. 23, 2016, at Atlanta (5 yards)

### Safety Scored

CHARGERS — Oct. 13, 2016, vs. Denver (Penalty on Russell Okung in end zone)  
OPPONENT — Oct. 29, 2017, at New England (Travis Benjamin tackled in endzone on punt return)

## MISCELLANEOUS

### No Penalties

CHARGERS — Oct. 9, 2011, at Denver  
OPPONENT — Dec. 4, 2005, vs. Oakland

### Game Without Touchdown

CHARGERS — Dec. 13, 2015, at Kansas City  
OPPONENT — Oct. 22, 2017, vs. Denver

### 50 Points, Game

CHARGERS — 54, Nov. 19, 2017, vs. Buffalo  
OPPONENT — 57, Oct. 1, 2000, at St. Louis

### 40 Points, Game

CHARGERS — 54, Nov. 19, 2017, vs. Buffalo  
OPPONENT — 45, Nov. 6, 2011, vs. Green Bay

### 600 Yards Total Offense, Game

CHARGERS — 661, Dec. 20, 1982, vs. Cincinnati  
OPPONENT — 614, Oct. 1, 2000 at St. Louis

### 500 Yards Total Offense, Game

CHARGERS — 515, Nov. 23, 2017, at Dallas  
OPPONENT — 503, Jan. 3, 2016, at Denver

*Regular season games only*







Los Angeles Chargers / Week 13 / Through Sunday, December 3, 2017 / Regular Season

Won 6, Lost 6

Table with columns for Date, Result, Score, and Opponent. Rows include games against Denver Broncos, Miami Dolphins, Kansas City Chiefs, Philadelphia Eagles, New York Giants, Oakland Raiders, Denver Broncos, New England Patriots, Jacksonville Jaguars, Buffalo Bills, Dallas Cowboys, and Cleveland Browns.

Total First Downs

Summary statistics for Total First Downs, Rushing, Passing, Penalty, 3rd and 4th Down Pct., Possession Avg., Total Net Yards, Avg. Per Game, Total Plays, Avg. Per Play, Net Yards Rushing, Avg. Per Game, Total Rushes, Net Yards Passing, Avg. Per Game, Sacked/Yards Lost, Gross Yards, Attempts/Completions, Completion Pct., Had Intercepted, Punts/Average, Net Punting Avg., Penalties/Yards, Fumbles/Ball Lost, Touchdowns, Rushing, Passing, Returns.

Score By Periods

Table showing scores by quarter (Q1-Q4) and OT for Team and Opponents.

Scoring

Table showing scoring statistics for individual players (M.Gordon, N.Novak, K.Allen, A.Ekeler, T.Benjamin, Y.Koo, H.Henry, T.Coons, T.Williams, D.King, A.Gates, K.Toomer, M.Ingram, D.Kaser) and Team/Opponents. Columns include TD, Ru, Pa, Rt, PAT, FG, 2Pt, Pts.

2-Pt. Conversions: Team 0/ 1, Opponents: 1/ 3
Sacks: J.Bosa 11.5, M.Ingram 8.5, C.McCain 5.0, D.Philon 4.0, D.King 3.0, T.Palepoi 1.0, K.Emanuel 1.0, C.Liuget 1.0 Team: 35.0, Opponents: 12.0

Rushing statistics table with columns: Player, No., Yds, Avg, Long, TD. Includes M.Gordon, A.Ekeler, T.Benjamin, B.Oliver, D.Watt, K.Allen, A.Williams, K.Clemens, P.Rivers, and Team/Opponents totals.

Receiving statistics table with columns: Player, No., Yds, Avg, Long, TD. Includes K.Allen, M.Gordon, H.Henry, T.Williams, T.Benjamin, A.Ekeler, A.Gates, M.Williams, B.Oliver, S.McGrath, D.Inman, D.Watt, J.Cumberland, and Team/Opponents totals.

Interceptions statistics table with columns: Player, No., Yds, Avg, Long, TD. Includes T.Boston, C.Hayward, T.Williams, A.Phillips, D.King, K.Toomer, H.Pullard, and Team/Opponents totals.

Punting statistics table with columns: Player, No, Yds, Avg, Net, TB, In, Lg, B. Includes D.Kaser and Team/Opponents totals.

Punt Returns statistics table with columns: Player, Ret, FC, Yds, Avg, Long, TD. Includes T.Benjamin, D.King, and Team/Opponents totals.

Kickoff Returns statistics table with columns: Player, No., Yds, Avg, Long, TD. Includes D.King, A.Ekeler, M.Davis, T.Palepoi, and Team/Opponents totals.

Field Goals statistics table with columns: Player, 1-19, 20-29, 30-39, 40-49, 50+. Includes N.Novak, Y.Koo, T.Coons, and Team/Opponents totals.

Fumbles Lost: P.Rivers 1, Ty.Williams 1, A.Ekeler 1 Total: 3
Opponent Fumble Recoveries: M.Ingram 2, C.Hayward 1, D.Square 1, D.Perryman 1, J.Brown 1 Total: 6

Passing statistics table with columns: Player, Att, Cmp, Yds, Cmp%, Yds/Att, TD, TD%, Int, Int%, Long, Sack, Lost, Rating. Includes P.Rivers, K.Clemens, and Team/Opponents totals.





## 2017 INDIVIDUAL DEFENSIVE STATISTICS



Official Totals — Based on coaches' film review through Dec. 3 vs. Cleveland with the exception of press box totals for Nov. 19 vs. Buffalo.

Player	— Tackles —			Sacks	Yards	Tackles for Loss	QB Hits	Interceptions	Passes Def.	— Fumbles —	
	Solo	Assisted	Total							Forced	Recoveries
Jahleel Addae	61	19	80	0.0	0.0	7	0	0	8	0	0
Joey Bosa	48	28	66	11.5	60.0	15.5	19	0	2	4	0
Hayes Pullard	43	19	62	0.0	0.0	2	0	1	1	0	0
Jatavis Brown	45	15	60	0.0	0.0	2	2	0	0	0	1
Tre Boston	45	13	58	0.0	0.0	1	0	4	7	0	0
Melvin Ingram	37	15	52	8.5	72.0	17.5	19	0	0	1	2
Adrian Phillips	39	8	47	0.0	0.0	1	1	2	4	1	0
Trevor Williams	38	7	45	0.0	0.0	2	0	2	12	0	0
Desmond King	40	2	42	3.0	5.0	5	5	1	4	0	0
Brandon Mebane	18	23	41	0.0	0.0	1	2	0	0	0	0
Korey Toomer	23	16	39	0.0	0.0	0	1	1	3	1	0
Damion Square	15	18	33	0.0	0.0	1	1	0	1	0	1
Casey Hayward	27	6	33	0.0	0.0	2	0	4	20	0	1
Corey Liuget	17	15	32	1.0	4.0	6	1	0	3	1	0
Denzel Perryman	18	14	32	0.0	0.0	2	0	0	1	0	1
Kyle Emanuel	12	18	30	1.0	4.0	1	0	0	2	0	0
Darius Philon	19	8	27	4.0	23.0	6	6	0	1	0	0
Chris McCain	16	8	24	5.0	30.0	6	1	0	1	2	0
Tenny Palepoi	13	10	23	1.0	7.0	5	1	0	0	0	0
Nigel Harris	7	1	8	0.0	0.0	0	0	0	0	0	0
Jerry Attaochu	5	2	7	0.0	0.0	1	0	0	0	0	0
Michael Davis	3	0	3	0.0	0.0	0	0	0	2	0	0
Rayshawn Jenkins	3	0	3	0	0	0	0	0	0	0	0
Isaac Rochell	1	0	1	0.0	0.0	0	0	0	0	0	0
Jason Verrett	1	0	1	0.0	0.0	0	0	0	0	0	0
<b>Totals</b>	<b>594</b>	<b>265</b>	<b>849</b>	<b>35.0</b>	<b>205.0</b>	<b>84</b>	<b>59</b>	<b>15</b>	<b>72</b>	<b>10</b>	<b>6</b>
Defensive Backs	257	55	312	3	5	18	6	13	57	1	1
Defensive Linemen	189	127	306	31.0	196.0	59	50	0	8	8	3
Linebackers	148	83	231	1.0	4.0	7	3	2	7	1	2

## SPECIAL TEAMS TACKLES

Player	Total Tackles
Nick Dzubnar	15
Michael Davis	12
Austin Ekeler	12
Rayshawn Jenkins	10
James Onwualu	9
Derek Watt	8
Desmond King	6
Adrian Phillips	4
Jatavis Brown	3
Kyle Emanuel	3
Nigel Harris	3
Hayes Pullard	3
Trevor Williams	2
Jerry Attaochu	1
Travis Coons	1
Jeff Cumberland	1
Drew Kaser	1
Josh Keyes	1
Dexter McCoil	1
Sean McGrath	1
Andre Williams	1
<b>Totals</b>	<b>98</b>







# 2017 PRESEASON STATISTICS



## Los Angeles Chargers / Week 5 / Through Thursday, August 31, 2017 / Preseason

### Won 1, Lost 3

8/13/2017	L	17-48	Seattle Seahawks
8/20/2017	L	7-13	New Orleans Saints
8/26/2017	W	21-19	at Los Angeles Rams
8/31/2017	L	13-23	at San Francisco 49ers

	Los Angeles Chargers	Opponent
<b>Total First Downs</b>	<b>61</b>	<b>78</b>
Rushing	22	32
Passing	36	36
Penalty	3	10
3rd Down: Made/Att	23/54	18/51
3rd Down Pct.	42.6%	35.3%
4th Down: Made/Att	0/2	2/3
4th Down Pct.	0.0%	66.7%
<b>Possession Avg.</b>	<b>29:51</b>	<b>30:09</b>
<b>Total Net Yards</b>	<b>1110</b>	<b>1316</b>
Avg. Per Game	277.5	329.0
Total Plays	245	245
Avg. Per Play	4.5	5.4
<b>Net Yards Rushing</b>	<b>360</b>	<b>556</b>
Avg. Per Game	90.0	139.0
Total Rushes	110	122
<b>Net Yards Passing</b>	<b>750</b>	<b>760</b>
Avg. Per Game	187.5	190.0
Sacked/Yards Lost	14/109	9/80
Gross Yards	859	840
Attempts/Completions	121/73	114/69
Completion Pct.	60.3%	60.5%
Had Intercepted	7	4
<b>Punts/Average</b>	<b>23/46.1</b>	<b>18/47.8</b>
<b>Net Punting Avg.</b>	<b>35.3</b>	<b>44.5</b>
<b>Penalties/Yards</b>	<b>28/265</b>	<b>20/193</b>
<b>Fumbles/Ball Lost</b>	<b>8/6</b>	<b>7/3</b>
<b>Touchdowns</b>	<b>7</b>	<b>11</b>
Rushing	1	7
Passing	3	2
Returns	3	2

Score By Periods	Q1	Q2	Q3	Q4	OT	Pts
Team	35	6	3	14	0	58
Opponents	23	53	14	13	0	103

Scoring	TD	Ru	Pa	Rt	PAT	FG	2Pt	Pts
T.Benjamin	2	0	2	0	0/0	0/0	0	12
J.Lambo	0	0	0	0	4/4	2/2	0	10
M.Gordon	1	1	0	0	0/0	0/0	0	6
D.McCoil	1	0	0	1	0/0	0/0	0	6
K.Coleman	1	0	0	1	0/0	0/0	0	6
Y.Koo	0	0	0	0	3/3	1/1	0	6
A.Gates	1	0	1	0	0/0	0/0	0	6
M.Ingram	1	0	0	1	0/0	0/0	0	6
<b>Team</b>	<b>7</b>	<b>1</b>	<b>3</b>	<b>3</b>	<b>7/7</b>	<b>3/3</b>	<b>0</b>	<b>58</b>
<b>Opponents</b>	<b>11</b>	<b>7</b>	<b>2</b>	<b>2</b>	<b>10/11</b>	<b>9/11</b>	<b>0</b>	<b>103</b>

2-Pt. Conversions: Team 0/0, Opponents: 0/0  
 Sacks: D.King 2.0, C.McCain 1.5, J.Bosa 1.0, K.Toomer 1.0, C.Mager 1.0, T.Palepoi 1.0, I.Rochell 0.5, M.Ingram 0.5, T.Boston 0.5  
**Team: 9.0, Opponents: 14.0**

Rushing	No.	Yds	Avg	Long	TD
A.Ekeler	15	87	5.8	18	0
M.Gordon	19	58	3.1	11	1
A.Williams	33	51	1.5	13	0
C.Jones	6	51	8.5	13	0
B.Oliver	15	34	2.3	9	0
K.Barner	14	27	1.9	10	0
K.Clemens	4	26	6.5	15	0
K.Farrow	2	15	7.5	12	0
A.Scott	1	13	13.0	13	0
M.Bercovici	1	-2	-2.0	-2	0
<b>Team</b>	<b>110</b>	<b>360</b>	<b>3.3</b>	<b>18</b>	<b>1</b>
<b>Opponents</b>	<b>122</b>	<b>556</b>	<b>4.6</b>	<b>62t</b>	<b>7</b>

Receiving	No.	Yds	Avg	Long	TD
J.Jones	10	99	9.9	23	0
S.Culkin	9	77	8.6	12	0
G.Davis	9	68	7.6	20	0
K.Allen	6	54	9.0	17	0
A.Ekeler	5	72	14.4	32	0
K.Barner	5	29	5.8	13	0
M.Weiser	4	81	20.3	38	0
M.Paige	4	36	9.0	16	0
T.Benjamin	3	134	44.7	74t	2
H.Henry	3	47	15.7	17	0
A.Patton	3	30	10.0	16	0
I.Burse	3	21	7.0	8	0
A.Gates	3	17	5.7	7	1
D.Brown	2	66	33.0	49	0
B.Oliver	1	14	14.0	14	0
M.Gordon	1	7	7.0	7	0
D.Inman	1	5	5.0	5	0
A.Williams	1	2	2.0	2	0
T.Williams	0	0	0	0	0
A.Scott	0	0	0	0	0
C.Posey	0	0	0	0	0
M.Estes	0	0	0	0	0
<b>Team</b>	<b>73</b>	<b>859</b>	<b>11.8</b>	<b>74t</b>	<b>3</b>
<b>Opponents</b>	<b>69</b>	<b>840</b>	<b>12.2</b>	<b>51</b>	<b>2</b>

Interceptions	No.	Yds	Avg	Long	TD
D.McCoil	1	99	99.0	99t	1
K.Coleman	1	30	30.0	30t	1
D.King	1	0	0.0	0	0
J.Verrett	1	0	0.0	0	0
<b>Team</b>	<b>4</b>	<b>129</b>	<b>32.3</b>	<b>99t</b>	<b>2</b>
<b>Opponents</b>	<b>7</b>	<b>60</b>	<b>8.6</b>	<b>37t</b>	<b>1</b>

Punting	No	Yds	Avg	Net	TB	In	Lg	B
T.Baker	12	492	41.0	33.6	1	4	55	0
D.Kaser	11	568	51.6	37.3	1	3	60	0
<b>Team</b>	<b>23</b>	<b>1060</b>	<b>46.1</b>	<b>35.3</b>	<b>2</b>	<b>7</b>	<b>60</b>	<b>0</b>
<b>Opponents</b>	<b>18</b>	<b>860</b>	<b>47.8</b>	<b>44.5</b>	<b>0</b>	<b>11</b>	<b>63</b>	<b>0</b>

Punt Returns	Ret	FC	Yds	Avg	Long	TD
I.Burse	6	0	29	4.8	17	0
M.Paige	4	1	24	6.0	12	0
K.Barner	2	1	6	3.0	6	0
T.Benjamin	0	1	0	0	0	0
<b>Team</b>	<b>12</b>	<b>3</b>	<b>59</b>	<b>4.9</b>	<b>17</b>	<b>0</b>
<b>Opponents</b>	<b>12</b>	<b>3</b>	<b>207</b>	<b>17.3</b>	<b>92t</b>	<b>1</b>

Kickoff Returns	No.	Yds	Avg	Long	TD
A.Williams	3	52	17.3	20	0
A.Ekeler	2	49	24.5	29	0
D.King	2	39	19.5	20	0
K.Barner	1	23	23.0	23	0
A.Scott	1	23	23.0	23	0
B.Oliver	1	10	10.0	10	0
<b>Team</b>	<b>10</b>	<b>196</b>	<b>19.6</b>	<b>29</b>	<b>0</b>
<b>Opponents</b>	<b>6</b>	<b>133</b>	<b>22.2</b>	<b>29</b>	<b>0</b>

Field Goals	1-19	20-29	30-39	40-49	50+
J.Lambo	0/0	0/0	1/1	0/0	1/1
Y.Koo	0/0	1/1	0/0	0/0	0/0
<b>Team</b>	<b>0/0</b>	<b>1/1</b>	<b>1/1</b>	<b>0/0</b>	<b>1/1</b>
<b>Opponents</b>	<b>0/0</b>	<b>3/3</b>	<b>0/1</b>	<b>3/3</b>	<b>3/4</b>

Fumbles Lost: K.Clemens 1, K.Barner 1, A.Williams 1, M.Bercovici 1, J.Jones 1, C.Jones 1 **Total: 6**  
 Opponent Fumble Recoveries: M.Ingram 1, K.Coleman 1, W.Richardson 1 **Total: 3**

Passing	Att	Cmp	Yds	Cmp%	Yds/Att	TD	TD%	Int	Int%	Long	Sack	Lost	Rating
C.Jones	61	36	343	59.0%	5.6	0	0.0%	3	4.9%	38	8/	74	54.2
K.Clemens	27	14	199	51.9%	7.4	1	3.7%	2	7.4%	74t	5/	32	57.5
M.Bercovici	21	12	176	57.1%	8.4	0	0.0%	2	9.5%	49	1/	3	45.0
P.Rivers	12	11	141	91.7%	11.8	2	16.7%	0	0.0%	45t	0/	0	155.2
<b>Team</b>	<b>121</b>	<b>73</b>	<b>859</b>	<b>60.3%</b>	<b>7.1</b>	<b>3</b>	<b>2.5%</b>	<b>7</b>	<b>5.8%</b>	<b>74t</b>	<b>14/</b>	<b>109</b>	<b>66.1</b>
<b>Opponents</b>	<b>114</b>	<b>69</b>	<b>840</b>	<b>60.5%</b>	<b>7.4</b>	<b>2</b>	<b>1.8%</b>	<b>4</b>	<b>3.5%</b>	<b>51</b>	<b>9/</b>	<b>80</b>	<b>74.5</b>





# WEEK 1 RECAP - BRONCOS 24, CHARGERS 21



An electric fourth-quarter rally fell short as Younghoe Koo's field goal was blocked with one second remaining in the Chargers' 24-21 opening-night loss to the Broncos Monday night in Denver.

Broncos quarterback Trevor Siemian scored three total touchdowns, the first stemmed from a 13-play, 70-yard drive to wide receiver Bennie Fowler.

On the next possession, the Chargers used a 40-yard defensive pass interference penalty and a heavy dose of running back Melvin Gordon to score their first points of 2017. Gordon touched the ball six times on a nine-play drive, including an 11-yard touchdown reception from quarterback Philip Rivers to open the second quarter.

The Broncos responded with their second scoring drive of the game, this time a one-yard touchdown rush from Siemian. Denver took a 14-7 lead into halftime.

On the Chargers' first possession of the second half, Philip Rivers was intercepted by cornerback Bradley Roby at Los Angeles' 43-yard line. Six plays later, Siemian hooked up with Fowler for a six-yard touchdown — his second of the game — to make it 21-7 Broncos after a Brandon McManus extra point.

The Chargers' furious comeback attempt started in the fourth quarter. After an Adrian Phillips interception, Philip Rivers found wide receiver Keenan Allen for a five-yard touchdown.

On the next possession, linebacker Korey Toomer stripped running back Jamaal Charles of the football, which was recovered by cornerback Casey Hayward. One play later, Rivers connected with wide receiver Travis Benjamin for a 38-yard touchdown. A Younghoe Koo extra point cut the Broncos lead to 24-21.

Gordon finished the game with 18 carries for 54 yards, and five receptions for 25 yards and a touchdown. Allen caught five passes for 35 yards and a touchdown. Rivers went 22-of-33 for 192 yards and three touchdowns, with one interception. Defensive ends Joey Bosa and Melvin Ingram each had 1.5 sacks.

		1	2	3	4	OT	Total
VISITOR:	Los Angeles Chargers	0	7	0	14	0	21
HOME:	Denver Broncos	7	7	10	0	0	24

### Scoring Plays

Team	Qtr	Time	Play Description (Extra Point) (Drive Info)	Visitor	Home
Broncos	1	4:50	B.Fowler 5 yd. pass from T.Siemian (B.McManus kick) (13-70, 6:05)	0	7
Chargers	2	14:55	M.Gordon 11 yd. pass from P.Rivers (Y.Koo kick) (9-75, 4:55)	7	7
Broncos	2	5:27	T.Siemian 1 yd. run (B.McManus kick) (9-56, 4:38)	7	14
Broncos	3	10:27	B.Fowler 6 yd. pass from T.Siemian (B.McManus kick) (6-43, 3:00)	7	21
Broncos	3	0:00	B.McManus 20 yd. Field Goal (14-78, 8:16)	7	24
Chargers	4	8:10	K.Allen 5 yd. pass from P.Rivers (Y.Koo kick) (6-43, 2:27)	14	24
Chargers	4	7:00	T.Benjamin 38 yd. pass from P.Rivers (Y.Koo kick) (1-38, 0:07)	21	24
Paid Attendance: 76,324					Time: 2:54

Los Angeles Chargers vs Denver Broncos  
9/11/2017 at Sports Authority Field at Mile High

### Final Team Statistics

	Visitor Chargers	Home Broncos
<b>TOTAL FIRST DOWNS</b>	17	22
By Rushing	3	7
By Passing	12	14
By Penalty	2	1
<b>THIRD DOWN EFFICIENCY</b>	3-12-25%	8-15-53%
<b>FOURTH DOWN EFFICIENCY</b>	1-2-50%	0-0-0%
<b>TOTAL NET YARDS</b>	249	321
Total Offensive Plays (inc. times thrown passing)	56	68
Average gain per offensive play	4.4	4.7
<b>NET YARDS RUSHING</b>	64	140
Total Rushing Plays	22	36
Average gain per rushing play	2.9	3.9
Tackles for a loss-number and yards	2-4	1-2
<b>NET YARDS PASSING</b>	185	181
Times thrown - yards lost attempting to pass	1-7	4-38
Gross yards passing	192	219
<b>PASS ATTEMPTS-COMPLETIONS-HAD INTERCEPTED</b>	33-22-1	28-17-1
Avg gain per pass play (inc.# thrown passing)	5.4	5.7
<b>KICKOFFS Number-In End Zone-Touchbacks</b>	4-3-3	5-5-5
<b>PUNTS Number and Average</b>	5-46.0	3-48.0
Had Blocked	0	0
<b>FGs - PATS Had Blocked</b>	1-0	0-0
<b>Net Punting Average</b>	36.4	49.0
<b>TOTAL RETURN YARDAGE (Not Including Kickoffs)</b>	1	48
No. and Yards Punt Returns	1-3	3-48
No. and Yards Kickoff Returns	0-0	1-36
No. and Yards Interception Returns	1-4	1-0
<b>PENALTIES Number and Yards</b>	4-40	3-62
<b>FUMBLES Number and Lost</b>	0-0	1-1
<b>TOUCHDOWNS</b>	3	3
Rushing	0	1
Passing	3	2
<b>EXTRA POINTS Made-Attempts</b>	3-3	3-3
Kicking Made-Attempts	3-3	3-3
<b>FIELD GOALS Made-Attempts</b>	0-1	1-2
<b>RED ZONE EFFICIENCY</b>	2-2-100%	3-5-60%
<b>GOAL TO GO EFFICIENCY</b>	1-1-100%	2-3-67%
<b>SAFETIES</b>	0	0
<b>FINAL SCORE</b>	21	24
<b>TIME OF POSSESSION</b>	25:47	34:13

Los Angeles Chargers vs Denver Broncos  
9/11/2017 at Sports Authority Field at Mile High

### Final Individual Statistics

Los Angeles Chargers											Denver Broncos																														
RUSHING						PASSING					PASS RECEIVING						INTERCEPTIONS					PUNTING				PUNT RETURNS				KICKOFF RETURNS											
	ATT	YDS	AVG	LG	TD	ATT	CMP	YDS	SK/YD	TD	LG	IN	RT	TAR	REC	YDS	AVG	LG	TD	NO	YDS	AVG	NET	TB	IN20	LG	NO	YDS	AVG	FC	LG	TD	NO	YDS	AVG	FC	LG	TD			
M.Gordon	18	54	3.0	21	0	C.Anderson	20	81	4.1	18	0																														
B.Oliver	4	10	2.5	6	0	J.Charles	10	40	4.0	12	0																														
Total	22	64	2.9	21	0	T.Siemian	6	19	3.2	8	1																														
Total	33	22	192	1/7	3	38	1	99.6																																	
Total	33	22	192	1/7	3	38	1	99.6																																	
Ty.Williams	7	5	54	10.8	14	0	D.Thomas	8	5	67	13.4	29	0																												
K.Allen	10	5	35	7.0	9	1	A.Derby	3	3	34	11.3	13	0																												
M.Gordon	6	5	25	5.0	11	1	E.Sanders	6	3	26	8.7	20	0																												
T.Benjamin	4	3	43	14.3	38	1	B.Fowler	4	3	21	7.0	10	2																												
A.Ekeler	2	2	18	9.0	11	0	V.Green	1	1	44	44.0	44	0																												
A.Gates	3	2	17	8.5	11	0	J.Heuerman	2	1	20	20.0	20	0																												
B.Oliver	1	0	0	0.0	0	0	C.Anderson	3	1	7	7.0	7	0																												
Total	33	22	192	8.7	38	3	Total	28	17	219	12.9	44	2																												
A.Phillips	1	4	4.0	4	0	B.Roby	1	0	0.0	0	0	0																													
Total	1	4	4.0	4	0	Total	1	0	0.0	0	0	0																													
D.Kaser	5	230	46.0	36.4	0	2	62	R.Dixon	3	144	48.0	49.0	0	2	53																										
Total	5	230	46.0	36.4	0	2	62	Total	3	144	48.0	49.0	0	2	53																										
T.Benjamin	1	-3	-3.0	2	-3	0		I.McKenzie	3	48	16.0	0	31	0																											
Total	1	-3	-3.0	2	0	0		[DOWNED]	1	0	0.0	0	0	0																											
Total	1	-3	-3.0	2	0	0		[OUT OF BOUNDS]	1	0	0.0	0	0	0																											
[TOUCHBACK]	5	0	0.0	0	0	0		C.Latimer	1	36	36.0	0	36	0																											
Total	0	0	0.0	0	0	0		Total	1	36	36.0	0	36	0																											
Los Angeles Chargers											Denver Broncos																														
FUMBLES						OWN-REC					OWN-REC						OWN-REC				OWN-REC																				
K.Toomer	0	0	0	0	0	0	1	0	0	0	0	0	0																												
C.Hayward	0	0	0	0	0	0	0	1	11	0	0	0																													
Total	0	0	0	0	0	0	1	1	11	0	0	0																													
J.Charles	1	1	0	0	0	0	0	0	0	0	0	0																													
Total	1	1	0	0	0	0	0	0	0	0	0	0																													







# WEEK 2 RECAP - DOLPHINS 19, CHARGERS 17



On a day when the Chargers played their first home game in Los Angeles in nearly 57 years, one of the franchise's all-time greats decided to make some history of his own.

Chargers tight end Antonio Gates caught a seven-yard touchdown pass from quarterback Philip Rivers in the third quarter — the 112th of Gates' career — that broke a tie with Tony Gonzalez for all-time touchdowns among tight ends. But kicker Younghoe Koo missed what would have been a game-winning 44-yard field goal with nine seconds remaining and the Miami Dolphins beat the Chargers 19-17 Sunday at StubHub Center.

Eighty-five of Gates' career touchdown receptions have come from Rivers, who finished the game 31-of-39 for 331 yards and the one historic touchdown.

Miami's first offensive possession of the game was a 13-play, 70-yard drive that ended in a 30-yard Cody Parkey field goal to make the score 3-0 Miami.

The Chargers' first scoring drive was set up by a 23-yard punt return by wide receiver Travis Benjamin. Six plays later, Koo connected on a 41-yard field goal — the first of his NFL career — to tie the game at 3-3.

The first-ever regular season touchdown at StubHub Center was a one-yard rush by running back Melvin Gordon with 5:01 remaining in the second quarter to make it 10-3

Bolts after a Koo extra point. The score was set up by two big plays: a 26-yard rush by running back Branden Oliver, and a 24-yard reception from Rivers to wide receiver Keenan Allen that got the ball to the Dolphins' four-yard line.

The Chargers took a 10-3 lead into halftime, but Miami swiftly responded. Dolphins quarterback Jay Cutler found wide receiver Kenny Stills for a 29-yard touchdown on the seventh play of a 75-yard drive to open the second half.

The next Chargers drive resulted in Gates' historic touchdown to make the score 17-10 Los Angeles after another Koo extra point.

Miami responded with nine unanswered points, including a 54-yard field goal by Parkey with 1:10 remaining in the game to put the Dolphins up 19-17.

Allen finished the game with nine catches for 100 yards. Gordon was held to 13 yards on nine rushes, but chipped in with seven catches for 65 yards. After being shut out Monday night, tight end Hunter Henry caught seven passes for 80 yards.

Dolphins running back Jay Ajayi had 122 yards on 28 carries and wide receiver Jarvis Landry hauled in 13 receptions for 78 yards. Cutler finished the game 24-of-33 for 230 yards and a touchdown.

		1	2	3	4	OT	Total
VISITOR:	Miami Dolphins	3	0	10	6	0	19
HOME:	Los Angeles Chargers	0	10	7	0	0	17

### Scoring Plays

Team	Qtr	Time	Play Description (Extra Point) (Drive Info)	Visitor	Home
Dolphins	1	7:07	C.Parkey 30 yd. Field Goal (13-70, 6:18)	3	0
Chargers	2	13:41	Y.Koo 41 yd. Field Goal (6-23, 2:36)	3	3
Chargers	2	5:01	M.Gordon 1 yd. run (Y.Koo kick) (7-70, 3:57)	3	10
Dolphins	3	12:07	K.Stills 29 yd. pass from J.Cutler (C.Parkey kick) (7-75, 2:53)	10	10
Chargers	3	8:18	A.Gates 7 yd. pass from P.Rivers (Y.Koo kick) (8-77, 3:49)	10	17
Dolphins	3	2:43	C.Parkey 28 yd. Field Goal (12-67, 5:35)	13	17
Dolphins	4	6:28	C.Parkey 35 yd. Field Goal (14-64, 7:05)	16	17
Dolphins	4	1:05	C.Parkey 54 yd. Field Goal (5-15, 1:57)	19	17

Paid Attendance: 25,381 Time: 2:54

Miami Dolphins vs Los Angeles Chargers  
9/17/2017 at StubHub Center

### Final Team Statistics

Miami Dolphins vs Los Angeles Chargers  
9/17/2017 at StubHub Center

### Final Individual Statistics

	Visitor Dolphins	Home Chargers
<b>TOTAL FIRST DOWNS</b>	21	24
By Rushing	6	3
By Passing	13	19
By Penalty	2	2
<b>THIRD DOWN EFFICIENCY</b>	5-13-38%	2-8-25%
<b>FOURTH DOWN EFFICIENCY</b>	0-1-0%	0-0-0%
<b>TOTAL NET YARDS</b>	336	367
Total Offensive Plays (inc. times thrown passing)	68	54
Average gain per offensive play	4.9	6.8
<b>NET YARDS RUSHING</b>	111	44
Total Rushing Plays	32	14
Average gain per rushing play	3.5	3.1
Tackles for a loss-number and yards	6-16	4-8
<b>NET YARDS PASSING</b>	225	323
Times thrown - yards lost attempting to pass	2-5	1-8
Gross yards passing	230	331
<b>PASS ATTEMPTS-COMPLETIONS-HAD INTERCEPTED</b>	34-24-0	39-31-0
Avg gain per pass play (inc.# thrown passing)	6.3	8.1
<b>KICKOFFS Number-In End Zone-Touchbacks</b>	6-3-2	4-3-1
<b>PUNTS Number and Average</b>	3-43.3	4-42.5
Had Blocked	0	0
<b>FGs - PATs Had Blocked</b>	0-0	0-0
<b>Net Punting Average</b>	29.0	37.3
<b>TOTAL RETURN YARDAGE (Not Including Kickoffs)</b>	21	23
No. and Yards Punt Returns	3-21	1-23
No. and Yards Kickoff Returns	3-71	4-86
No. and Yards Interception Returns	0-0	0-0
<b>PENALTIES Number and Yards</b>	5-23	6-56
<b>FUMBLES Number and Lost</b>	0-0	0-0
<b>TOUCHDOWNS</b>	1	2
Rushing	0	1
Passing	1	1
<b>EXTRA POINTS Made-Attempts</b>	1-1	2-2
Kicking Made-Attempts	1-1	2-2
<b>FIELD GOALS Made-Attempts</b>	4-4	1-3
<b>RED ZONE EFFICIENCY</b>	0-3-0%	2-3-67%
<b>GOAL TO GO EFFICIENCY</b>	0-2-0%	2-2-100%
<b>SAFETIES</b>	0	0
<b>FINAL SCORE</b>	19	17
<b>TIME OF POSSESSION</b>	33:22	26:38

Miami Dolphins						Los Angeles Chargers											
RUSHING	ATT	YDS	AVG	LG	TD	RUSHING	ATT	YDS	AVG	LG	TD						
J.Ajayi	28	122	4.4	20	0	B.Oliver	3	31	10.3	26	0						
J.Cutler	2	-1	-0.5	0	0	M.Gordon	9	13	1.4	11	1						
K.Drake	1	-3	-3.0	-3	0	D.Watt	1	0	0.0	0	0						
J.Landry	1	-7	-7.0	-7	0	P.Rivers	1	0	0.0	0	0						
Total	32	111	3.5	20	0	Total	14	44	3.1	26	1						
PASSING	ATT	CMP	YDS	SK/YD	TD	LG	IN	RT	PASSING	ATT	CMP	YDS	SK/YD	TD	LG	IN	RT
J.Cutler	33	24	230	2/5	1	31	0	101.8	P.Rivers	39	31	331	1/8	1	24	0	110.6
J.Landry	1	0	0	0/0	0	0	0	39.6	Total	39	31	331	1/8	1	24	0	110.6
Total	34	24	230	2/5	1	31	0	98.9	Total	39	31	331	1/8	1	24	0	110.6
PASS RECEIVING	TAR	REC	YDS	AVG	LG	TD	PASS RECEIVING	TAR	REC	YDS	AVG	LG	TD				
J.Landry	15	13	78	6.0	18	0	K.Allen	10	9	100	11.1	24	0				
D.Parker	9	4	85	21.3	31	0	H.Henry	7	7	80	11.4	17	0				
J.Thomas	3	3	26	8.7	11	0	M.Gordon	8	7	65	9.3	16	0				
K.Stills	5	2	37	18.5	29	1	Ty.Williams	4	4	54	13.5	23	0				
J.Ajayi	2	2	4	2.0	3	0	A.Gates	4	2	11	5.5	7	1				
Total	34	24	230	9.6	31	1	T.Benjamin	3	1	11	11.0	11	0				
							S.McGrath	1	1	10	10.0	10	0				
							D.Inman	2	0	0	0.0	0	0				
Total	34	24	230	9.6	31	1	Total	39	31	331	10.7	24	1				
INTERCEPTIONS	NO	YDS	AVG	LG	TD	INTERCEPTIONS	NO	YDS	AVG	LG	TD						
Total	0	0	0	0	0	Total	0	0	0	0	0						
PUNTING	NO	YDS	AVG	NET	TB	IN20	LG	PUNTING	NO	YDS	AVG	NET	TB	IN20	LG		
M.Haack	3	130	43.3	29.0	1	0	58	D.Kaser	4	170	42.5	37.3	0	3	58		
Total	3	130	43.3	29.0	1	0	58	Total	4	170	42.5	37.3	0	3	58		
PUNT RETURNS	NO	YDS	AVG	FC	LG	TD	PUNT RETURNS	NO	YDS	AVG	FC	LG	TD				
J.Grant	3	21	7.0	0	14	0	T.Benjamin	1	23	23.0	0	23	0				
[DOWNED]	1	0	0.0	0	0	0	[OUT OF BOUNDS]	1	0	0.0	0	0	0				
Total	3	21	7.0	0	14	0	[TOUCHBACK]	1	0	0.0	0	0	0				
							Total	1	23	23.0	0	23	0				
KICKOFF RETURNS	NO	YDS	AVG	FC	LG	TD	KICKOFF RETURNS	NO	YDS	AVG	FC	LG	TD				
K.Drake	3	71	23.7	0	34	0	A.Ekeler	3	49	16.3	0	22	0				
[TOUCHBACK]	1	0	0.0	0	0	0	D.King	1	17	17.0	0	17	0				
Total	3	71	23.7	0	34	0	[TOUCHBACK]	2	0	0.0	0	0	0				
							Total	4	66	16.5	0	22	0				
FUMBLES	FUM	LOST	OWN-REC	YDS	TD	FORCED	OPP-REC	YDS	TD	OUT-BDS							
Total	0	0	0	0	0	0	0	0	0	0							
FUMBLES	FUM	LOST	OWN-REC	YDS	TD	FORCED	OPP-REC	YDS	TD	OUT-BDS							
Total	0	0	0	0	0	0	0	0	0	0							





# WEEK 3 RECAP - CHIEFS 24, CHARGERS 10



The Los Angeles Chargers lost to the Kansas City Chiefs 24-10 Sunday at StubHub Center, falling to 0-3 on the season.

Quarterback Philip Rivers threw three first-half interceptions, which led to 17 of Kansas City's 24 points. Chiefs rookie running back Kareem Hunt finished the game with 172 rushing yards on 17 carries (10.1 yards per carry) and a touchdown.

Rivers was intercepted on the game's first possession by Chiefs cornerback Terrance Mitchell at the Chargers' 43-yard line. Four plays later, Chiefs quarterback Alex Smith connected with speedy wide receiver Tyreek Hill on a 30-yard touchdown strike to make it 7-0 after a Cairo Santos extra point.

Los Angeles' second possession looked much like the first. Rivers threw his second interception in as many drives, this time to Pro Bowl cornerback Marcus Peters. Four plays later, Smith tossed a six-yard shovel pass to wide receiver Albert Wilson for a touchdown to make it 14-0 after another Santos extra point.

Down two scores, the Chargers responded with a nine-play, 89-yard drive capped off by an 11-yard touchdown run by running back Melvin Gordon. Los Angeles trailed 14-7 after the first quarter. Gordon rushed for 78 yards on 15 carries (5.2 yards per carry) in

the first half.

Rivers threw his third interception early in the second quarter to Mitchell -- his second of the game. The Chiefs converted on a 34-yard Santos field goal to increase their lead to 17-7. A 29-yard field goal by Younghoe Koo cut the Chiefs' lead to 17-10 at the half. After a scoreless third quarter, Kansas City iced the game in the fourth quarter with a 69-yard touchdown rush by Hunt.

Defensive end Melvin Ingram led the Chargers with three sacks. Wide receiver Travis Benjamin caught five passes for 105 yards. Rivers finished the game 20-of-39 for 237 yards.

Sunday's win gave the Chiefs their 12th straight in the AFC West, and seventh straight over the Chargers.

In a moment of solidarity before the game, Chargers Owner and Chairman of the Board Dean Spanos locked arms with the players during the singing of the National Anthem. Read the entire statement on Chargers team unity.

		1	2	3	4	OT	Total
VISITOR:	Kansas City Chiefs	14	3	0	7	0	24
HOME:	Los Angeles Chargers	7	3	0	0	0	10

### Scoring Plays

Team	Qtr	Time	Play Description (Extra Point) (Drive Info)	Visitor	Home
Chiefs	1	12:03	T.Hill 30 yd. pass from A.Smith (C.Santos kick) (4-43, 1:56)	7	0
Chiefs	1	5:33	A.Wilson 6 yd. pass from A.Smith (C.Santos kick) (4-34, 2:11)	14	0
Chargers	1	0:05	M.Gordon 11 yd. run (Y.Koo kick) (9-89, 5:28)	14	7
Chiefs	2	4:30	C.Santos 34 yd. Field Goal (9-37, 6:09)	17	7
Chargers	2	0:00	Y.Koo 29 yd. Field Goal (13-64, 4:30)	17	10
Chiefs	4	1:49	K.Hunt 69 yd. run (C.Santos kick) (4-80, 1:16)	24	10
Paid Attendance: 25,386				Time: 3:08	

Kansas City Chiefs vs Los Angeles Chargers  
9/24/2017 at StubHub Center

### Final Team Statistics

	Visitor Chiefs	Home Chargers
<b>TOTAL FIRST DOWNS</b>	16	24
By Rushing	8	5
By Passing	7	13
By Penalty	1	6
<b>THIRD DOWN EFFICIENCY</b>	4-12-33%	5-13-38%
<b>FOURTH DOWN EFFICIENCY</b>	0-1-0%	0-0-0%
<b>TOTAL NET YARDS</b>	311	330
Total Offensive Plays (inc. times thrown passing)	51	68
Average gain per offensive play	6.1	4.9
<b>NET YARDS RUSHING</b>	189	104
Total Rushing Plays	25	26
Average gain per rushing play	7.6	4.0
Tackles for a loss-number and yards	3-7	5-9
<b>NET YARDS PASSING</b>	122	226
Times thrown - yards lost attempting to pass	5-33	2-11
Gross yards passing	155	237
<b>PASS ATTEMPTS-COMPLETIONS-HAD INTERCEPTED</b>	21-16-0	40-20-3
Avg gain per pass play (inc.# thrown passing)	4.7	5.4
<b>KICKOFFS Number-In End Zone-Touchbacks</b>	5-5-2	2-2-0
<b>PUNTS Number and Average</b>	5-49.8	5-50.0
Had Blocked	0	0
<b>FGs - PATs Had Blocked</b>	0-0	0-0
<b>Net Punting Average</b>	47.4	40.0
<b>TOTAL RETURN YARDAGE (Not Including Kickoffs)</b>	48	12
No. and Yards Punt Returns	2-10	3-12
No. and Yards Kickoff Returns	2-66	3-64
No. and Yards Interception Returns	3-38	0-0
<b>PENALTIES Number and Yards</b>	13-122	8-61
<b>FUMBLES Number and Lost</b>	2-0	0-0
<b>TOUCHDOWNS</b>	3	1
Rushing	1	1
Passing	2	0
<b>EXTRA POINTS Made-Attempts</b>	3-3	1-1
Kicking Made-Attempts	3-3	1-1
<b>FIELD GOALS Made-Attempts</b>	1-1	1-1
<b>RED ZONE EFFICIENCY</b>	1-2-50%	1-3-33%
<b>GOAL TO GO EFFICIENCY</b>	1-1-100%	0-1-0%
<b>SAFETIES</b>	0	0
<b>FINAL SCORE</b>	24	10
<b>TIME OF POSSESSION</b>	30:26	29:34

Kansas City Chiefs vs Los Angeles Chargers  
9/24/2017 at StubHub Center

### Final Individual Statistics

Kansas City Chiefs										Los Angeles Chargers										
RUSHING	ATT	YDS	AVG	LG	TD	RUSHING	ATT	YDS	AVG	LG	TD	PASSING	ATT	CMP	YDS	SK/YD	TD	LG	INT	RT
K.Hunt	17	172	10.1	69	1	M.Gordon	17	79	4.6	14	1	P.Rivers	40	20	237	2/11	0	44	3	37.2
T.Hill	3	13	4.3	9	0	B.Oliver	8	16	2.0	6	0	Total	40	20	237	2/11	0	44	3	37.2
A.Smith	2	9	4.5	5	0	T.Benjamin	1	9	9.0	9	0									
C.West	2	-1	-0.5	1	0															
A.Wilson	1	-4	-4.0	-4	0															
Total	25	189	7.6	69	1	Total	26	104	4.0	14	1									
PASSING	ATT	CMP	YDS	SK/YD	TD	LG	INT	RT	PASSING	ATT	CMP	YDS	SK/YD	TD	LG	INT	RT			
A.Smith	21	16	155	5/33	2	30	0	128.1	P.Rivers	40	20	237	2/11	0	44	3	37.2			
Total	21	16	155	5/33	2	30	0	128.1	Total	40	20	237	2/11	0	44	3	37.2			
PASS RECEIVING	TAR	REC	YDS	AVG	LG	TD	PASS RECEIVING	TAR	REC	YDS	AVG	LG	TD							
T.Hill	8	5	77	15.4	30	1	T.Benjamin	8	5	105	21.0	44	0							
A.Wilson	4	3	18	6.0	11	1	K.Allen	9	5	61	12.2	17	0							
C.West	2	2	14	7.0	11	0	B.Oliver	6	4	18	4.5	11	0							
D.Robinson	2	2	9	4.5	7	0	A.Gates	5	2	30	15.0	16	0							
D.Thomas	1	1	14	14.0	14	0	Ty.Williams	7	2	15	7.5	14	0							
A.Sherman	1	1	11	11.0	11	0	A.Ekeler	1	1	6	6.0	6	0							
K.Hunt	1	1	11	11.0	11	0	D.Inman	1	1	2	2.0	2	0							
T.Kelce	1	1	1	1.0	1	0	M.Gordon	2	0	0	0.0	0	0							
C.Conley	1	0	0	0.0	0															
Total	21	16	155	9.7	30	2	Total	39	20	237	11.9	44	0							
INTERCEPTIONS	NO	YDS	AVG	LG	TD	INTERCEPTIONS	NO	YDS	AVG	LG	TD									
T.Mitchell	2	0	0.0	0	0															
M.Peters	1	38	38.0	38	0															
Total	3	38	12.7	38	0	Total	0	0	0	0	0									
PUNTING	NO	YDS	AVG	NET	TB	IN20	LG	PUNTING	NO	YDS	AVG	NET	TB	IN20	LG					
D.Colaquitt	5	249	49.8	47.4	0	3	63	D.Kaser	5	250	50.0	40.0	2	2	66					
Total	5	249	49.8	47.4	0	3	63	Total	5	250	50.0	40.0	2	2	66					
PUNT RETURNS	NO	YDS	AVG	FC	LG	TD	PUNT RETURNS	NO	YDS	AVG	FC	LG	TD							
T.Hill	2	10	5.0	0	9	0	T.Benjamin	3	12	4.0	2	9	0							
[DOWNED]	1	0	0.0	0	0	0														
[TOUCHBACK]	2	0	0.0	0	0	0														
Total	2	10	5.0	0	9	0	Total	3	12	4.0	2	9	0							
KICKOFF RETURNS	NO	YDS	AVG	FC	LG	TD	KICKOFF RETURNS	NO	YDS	AVG	FC	LG	TD							
A.Hunt	2	66	33.0	0	42	0	D.King	3	64	21.3	0	25	0							
Total	2	66	33.0	0	42	0	[TOUCHBACK]	2	0	0.0	0	0	0							
							Total	3	64	21.3	0	25	0							
Kansas City Chiefs										Los Angeles Chargers										
FUMBLES										FUMBLES										
C.West	1	0	0	0	0	0	0	0	0	0	0	0	0	0	0	0	0	0	0	0
Z.Fulton	1	0	0	0	0	0	0	0	0	0	0	0	0	0	0	0	0	0	0	0
A.Smith	0	0	0	0	0	0	0	0	0	0	0	0	0	0	0	0	0	0	0	0
Total	2	0	0	0	0	0	0	0	0	0	0	0	0	0	0	0	0	0	0	0
Los Angeles Chargers										Los Angeles Chargers										
FUMBLES										FUMBLES										
C.Lluguet	0	0	0	0	0	0	0	1	0	0	0	0	0	0	0	0	0	0	0	0
Total	0	0	0	0	0	0	0	1	0	0	0	0	0	0	0	0	0	0	0	0







# WEEK 4 RECAP - EAGLES 26, CHARGERS 24



The Los Angeles Chargers fell to 0-4 on Sunday, losing to the Philadelphia Eagles 26-24 at StubHub Center.

Chargers quarterback Philip Rivers went 22-of-38 for 347 yards and two touchdowns, but Philadelphia rushed for 214 yards and possessed the ball for over 39 minutes. Their final drive chewed up the last 6:44 of the game.

On the first possession of the game, Eagles defensive end Chris Long strip-sacked Rivers and the ball was recovered by rookie defensive end Derek Barnett. Philadelphia capitalized with an eight-yard touchdown from quarterback Carson Wentz to wide receiver Alshon Jeffrey for the game's first score. A 45-yard Jake Elliott field goal on the Eagles' next possession made it 10-0 after the first quarter.

After another Elliott field goal, the Chargers offense connected on their biggest play of the season. Rivers found wide receiver Tyrell Williams for a 75-yard touchdown. Younghoe Koo's extra-point cut Philadelphia's lead to 13-7.

Late in the second quarter, Rivers and wide receiver Keenan Allen connected on a 49-yard reception — the team's second-longest play of 2017 — to set up a 28-yard Koo field goal that made the score 16-10 Eagles at the half.

With Philadelphia leading 19-10 in the fourth quarter, Chargers undrafted rookie running back Austin Ekeler rushed for a 35-yard touchdown that sliced the deficit to 19-17 after a Koo extra point.

The Eagles responded with a drive that included momentum-shifting 68-yard rush by LeGarrette Blount. Five plays later, Wendell Smallwood rushed for a two-yard touchdown.

Allen caught five balls for 138 yards. Williams finished the game with five catches for 115 yards and a touchdown. Chargers tight end Hunter Henry scored his first touchdown of the season.

	<b>1</b>	<b>2</b>	<b>3</b>	<b>4</b>	<b>OT</b>	<b>Total</b>	
VISITOR:	Philadelphia Eagles	10	6	3	7	0	26
HOME:	Los Angeles Chargers	0	10	0	14	0	24

### Scoring Plays

Team	Qtr	Time	Play Description (Extra Point) (Drive Info)	Visitor	Home
Eagles	1	8:00	A.Jeffery 8 yd. pass from C.Wentz (J.Elliott kick) (8-68, 4:44)	7	0
Eagles	1	0:05	J.Elliott 45 yd. Field Goal (11-65, 5:35)	10	0
Eagles	2	6:42	J.Elliott 40 yd. Field Goal (11-58, 5:15)	13	0
Chargers	2	6:32	Ty.Williams 75 yd. pass from P.Rivers (Y.Koo kick) (1-75, 0:10)	13	7
Eagles	2	4:08	J.Elliott 53 yd. Field Goal (8-40, 2:24)	16	7
Chargers	2	0:00	Y.Koo 28 yd. Field Goal (8-77, 0:56)	16	10
Eagles	3	0:55	J.Elliott 47 yd. Field Goal (13-60, 6:51)	19	10
Chargers	4	13:42	A.Ekeler 35 yd. run (Y.Koo kick) (7-75, 2:13)	19	17
Eagles	4	9:14	W.Smallwood 3 yd. run (J.Elliott kick) (7-75, 4:28)	26	17
Chargers	4	6:44	H.Henry 4 yd. pass from P.Rivers (Y.Koo kick) (8-75, 2:30)	26	24

Paid Attendance: 25,374

Time: 2:46

Philadelphia Eagles vs Los Angeles Chargers  
10/1/2017 at StubHub Center

### Final Team Statistics

	Visitor Eagles	Home Chargers
<b>TOTAL FIRST DOWNS</b>	26	18
By Rushing	12	3
By Passing	11	12
By Penalty	3	3
<b>THIRD DOWN EFFICIENCY</b>	9-16-56%	5-10-50%
<b>FOURTH DOWN EFFICIENCY</b>	1-1-100%	0-0-0%
<b>TOTAL NET YARDS</b>	454	400
Total Offensive Plays (inc. times thrown passing)	74	53
Average gain per offensive play	6.1	7.5
<b>NET YARDS RUSHING</b>	214	58
Total Rushing Plays	42	13
Average gain per rushing play	5.1	4.5
Tackles for a loss-number and yards	4-13	4-13
<b>NET YARDS PASSING</b>	240	342
Times thrown - yards lost attempting to pass	1-2	2-5
Gross yards passing	242	347
<b>PASS ATTEMPTS-COMPLETIONS-HAD INTERCEPTED</b>	31-17-0	38-22-0
Avg gain per pass play (inc.# thrown passing)	7.5	8.6
<b>KICKOFFS Number-In End Zone-Touchbacks</b>	7-7-7	4-4-4
<b>PUNTS Number and Average</b>	2-47.5	4-47.8
Had Blocked	0	0
<b>FGs - PATs Had Blocked</b>	0-0	0-0
<b>Net Punting Average</b>	46.0	39.0
<b>TOTAL RETURN YARDAGE (Not Including Kickoffs)</b>	15	3
No. and Yards Punt Returns	3-15	2-3
No. and Yards Kickoff Returns	0-0	0-0
No. and Yards Interception Returns	0-0	0-0
<b>PENALTIES Number and Yards</b>	9-58	9-39
<b>FUMBLES Number and Lost</b>	1-0	2-1
<b>TOUCHDOWNS</b>	2	3
Rushing	1	1
Passing	1	2
<b>EXTRA POINTS Made-Attempts</b>	2-2	3-3
Kicking Made-Attempts	2-2	3-3
<b>FIELD GOALS Made-Attempts</b>	4-4	1-1
<b>RED ZONE EFFICIENCY</b>	2-4-50%	1-2-50%
<b>GOAL TO GO EFFICIENCY</b>	2-2-100%	1-1-100%
<b>SAFETIES</b>	0	0
<b>FINAL SCORE</b>	26	24
<b>TIME OF POSSESSION</b>	39:18	20:42

Philadelphia Eagles vs Los Angeles Chargers  
10/1/2017 at StubHub Center

### Final Individual Statistics

Philadelphia Eagles											Los Angeles Chargers											
RUSHING		ATT	YDS	AVG	LG	TD	RUSHING		ATT	YDS	AVG	LG	TD									
L.Blount	16	136	8.5	68	0	A.Ekeler	1	35	35.0	35	1											
W.Smallwood	10	34	3.4	11	1	M.Gordon	10	22	2.2	12	0											
C.Clement	10	30	3.0	10	0	B.Oliver	2	1	0.5	6	0											
C.Wentz	6	14	2.3	12	0																	
Total	42	214	5.1	68	1	Total	13	58	4.5	35	1											
PASSING		ATT	CMP	YDS	SK/YD	TD	LG	IN	RT	PASSING		ATT	CMP	YDS	SK/YD	TD	LG	IN	RT			
C.Wentz	31	17	242	1/2	1	38	0	91.1		P.Rivers	38	22	347	2/5	2	75	0	105.9				
Total	31	17	242	1/2	1	38	0	91.1		Total	38	22	347	2/5	2	75	0	105.9				
PASS RECEIVING		TAR	REC	YDS	AVG	LG	TD	PASS RECEIVING		TAR	REC	YDS	AVG	LG	TD							
Z.Ertz	8	5	81	16.2	38	0	K.Allen	11	5	138	27.6	50	0									
W.Smallwood	6	4	45	11.3	24	0	Ty.Williams	6	5	115	23.0	75	1									
N.Agholor	4	3	58	19.3	36	0	A.Gates	5	3	18	6.0	9	0									
A.Jeffery	6	3	29	9.7	13	1	A.Ekeler	2	2	23	11.5	12	0									
L.Blount	1	1	20	20.0	20	0	T.Benjamin	5	2	21	10.5	19	0									
T.Smith	3	1	9	9.0	9	0	H.Henry	3	2	16	8.0	12	1									
B.Celek	1	0	0	0.0	0	0	M.Gordon	3	1	7	7.0	7	0									
M.Johnson	1	0	0	0.0	0	0	D.Inman	1	1	7	7.0	7	0									
							B.Oliver	1	1	2	2.0	2	0									
Total	30	17	242	14.2	38	1	Total	37	22	347	15.8	75	2									
INTERCEPTIONS		NO	YDS	AVG	LG	TD	INTERCEPTIONS		NO	YDS	AVG	LG	TD									
Total	0	0	0	0	0	0	Total	0	0	0	0	0	0									
PUNTING		NO	YDS	AVG	NET	TB	IN20	LG	PUNTING		NO	YDS	AVG	NET	TB	IN20	LG					
D.Jones	2	95	47.5	46.0	0	2	54		D.Kaser	4	191	47.8	39.0	1	2	53						
Total	2	95	47.5	46.0	0	2	54		Total	4	191	47.8	39.0	1	2	53						
PUNT RETURNS		NO	YDS	AVG	FC	LG	TD	PUNT RETURNS		NO	YDS	AVG	FC	LG	TD							
K.Barner	3	15	5.0	0	13	0	T.Benjamin	2	3	1.5	0	3	0									
[TOUCHBACK]	1	0	0.0	0	0	0																
Total	3	15	5.0	0	13	0	Total	2	3	1.5	0	3	0									
KICKOFF RETURNS		NO	YDS	AVG	FC	LG	TD	KICKOFF RETURNS		NO	YDS	AVG	FC	LG	TD							
[TOUCHBACK]	4	0	0.0	0	0	0	[TOUCHBACK]	7	0	0.0	0	0	0									
Total	0	0	0.0	0	0	0	Total	0	0	0.0	0	0	0									
Philadelphia Eagles											Los Angeles Chargers											
FUMBLES		FUM	LOST	OWN-REC	YDS	TD	FORCED	OPP-REC	YDS	TD	FUMBLES		FUM	LOST	OWN-REC	YDS	TD	FORCED	OPP-REC	YDS	TD	OUT-BDS
C.Wentz	1	0	0	1	-3	0	0	0	0	0	0	0	0	0	0	0	0	0	0	0	0	0
C.Long	0	0	0	0	0	0	1	0	0	0	0	0	0	0	0	0	0	0	0	0	0	0
D.Barnett	0	0	0	0	0	0	0	1	0	0	0	0	0	0	0	0	0	0	0	0	0	0
Total	1	0	0	1	-3	0	1	1	0	0	0	0	0	0	0	0	0	0	0	0	0	0
T.Benjamin	1	0	0	1	0	0	0	0	0	0	0	0	0	0	0	0	0	0	0	0	0	0
P.Rivers	1	1	0	0	0	0	0	0	0	0	0	0	0	0	0	0	0	0	0	0	0	0
Total	2	1	0	1	0	0	0	0	0	0	0	0	0	0	0	0	0	0	0	0	0	0





# WEEK 5 RECAP - CHARGERS 27, GIANTS 22



The Los Angeles Chargers weren't seeking style points on Sunday. In a game that included a combined 14 punts and 21 penalties, running back Melvin Gordon rose above the ugliness with 163 total yards from scrimmage and two touchdowns in a 27-22 victory over the New York Giants at MetLife Stadium — the Bolts' first win of the season.

The game's turning point occurred with four minutes remaining in the fourth quarter when defensive end Melvin Ingram sacked Giants quarterback Eli Manning, who fumbled. Ingram recovered the football at the Giants' 11-yard line and three plays later, quarterback Philip Rivers found Gordon for a ten-yard touchdown reception, which ended up being the game-winning score.

It was a game plagued with penalties, unforced errors and missed connections. On a third-and-seven in the first quarter, miscommunication lead to a botched snap by center Spencer Pulley that Rivers batted out of the end zone for a safety to make it 2-0 Giants. Chargers opponents have now scored first in every game this season.

Later in the first quarter, Orleans Darkwa dashed 23 yards for a touchdown — the first rushing score from a Giants running back this season. New York led 9-0 after the opening quarter.

The Chargers answered with a six-yard touchdown reception from Rivers to running back Gordon that cut the lead to 9-7 after the newly acquired Nick Novak connected on the extra point. Novak added a 20-yard field goal to give Los Angeles the lead at halftime.

With Giants wide receivers Sterling Shepard and Brandon Marshall out of the game with injuries, Eli Manning found Roger Lewis on New York's next possession for a 29-yard touchdown catch to regain the lead.

Rivers responded on the next Chargers' possession by connecting with tight end Hunter Henry for a 25-yard touchdown. Los Angeles took a 17-16 lead into the fourth quarter after the 12-play, 90-yard drive.

The back-and-forth continued as Manning hooked up with Odell Beckham Jr. for a 48-yard touchdown strike on the third play of the fourth quarter. The failed two-point conversion put New York up 22-17 before the Chargers scored the last ten points of the game.

Chargers defensive end Joey Bosa registered two sacks, both in the first quarter. Bosa now has 4.5 sacks on the season. Ingram also notched two sacks. Tre Boston intercepted Manning late in the fourth quarter to seal the victory.

	1	2	3	4	OT	Total
VISITOR: Los Angeles Chargers	0	10	7	10	0	27
HOME: New York Giants	9	0	7	6	0	22

### Scoring Plays

Team	Qtr	Time	Play Description (Extra Point) (Drive Info)	Visitor	Home
Giants	1	8:53	S.Pulley fumble out of bounds in end zone for a Safety	0	2
Giants	1	2:16	O.Darkwa 23 yd. run (A.Rosas kick) (5-64, 2:19)	0	9
Chargers	2	13:01	M.Gordon 6 yd. pass from P.Rivers (N.Novak kick) (8-77, 4:15)	7	9
Chargers	2	0:06	N.Novak 20 yd. Field Goal (12-49, 2:36)	10	9
Giants	3	6:46	R.Lewis 29 yd. pass from E.Manning (A.Rosas kick) (9-80, 4:10)	10	16
Chargers	3	0:40	H.Henry 25 yd. pass from P.Rivers (N.Novak kick) (12-92, 6:06)	17	16
Giants	4	13:31	O.Beckham 48 yd. pass from E.Manning (pass failed) (5-75, 2:09)	17	22
Chargers	4	4:50	N.Novak 31 yd. Field Goal (11-48, 4:15)	20	22
Chargers	4	2:58	M.Gordon 10 yd. pass from P.Rivers (N.Novak kick) (3-11, 0:48)	27	22

Los Angeles Chargers vs New York Giants  
10/8/2017 at MetLife Stadium

### Final Team Statistics

	Visitor Chargers	Home Giants
<b>TOTAL FIRST DOWNS</b>	21	18
By Rushing	7	9
By Passing	12	8
By Penalty	2	1
<b>THIRD DOWN EFFICIENCY</b>	8-18-44%	5-15-33%
<b>FOURTH DOWN EFFICIENCY</b>	0-0-0%	0-1-0%
<b>TOTAL NET YARDS</b>	382	335
Total Offensive Plays (inc. times thrown passing)	73	66
Average gain per offensive play	5.2	5.1
<b>NET YARDS RUSHING</b>	124	152
Total Rushing Plays	29	25
Average gain per rushing play	4.3	6.1
Tackles for a loss-number and yards	2-3	2-4
<b>NET YARDS PASSING</b>	258	183
Times thrown - yards lost attempting to pass	0-0	5-42
Gross yards passing	258	225
<b>PASS ATTEMPTS-COMPLETIONS-HAD INTERCEPTED</b>	44-21-1	36-21-1
Avg gain per pass play (inc.# thrown passing)	5.9	4.5
<b>KICKOFFS Number-In End Zone-Touchbacks</b>	7-4-1	4-2-2
<b>PUNTS Number and Average</b>	6-55.5	8-44.1
Had Blocked	0	0
<b>FGs - PATs Had Blocked</b>	0-0	0-0
<b>Net Punting Average</b>	45.8	37.3
<b>TOTAL RETURN YARDAGE (Not Including Kickoffs)</b>	50	38
No. and Yards Punt Returns	3-35	3-38
No. and Yards Kickoff Returns	2-37	6-124
No. and Yards Interception Returns	1-15	1-0
<b>PENALTIES Number and Yards</b>	11-87	10-67
<b>FUMBLES Number and Lost</b>	2-0	2-1
<b>TOUCHDOWNS</b>	3	3
Rushing	0	1
Passing	3	2
<b>EXTRA POINTS Made-Attempts</b>	3-3	2-3
Kicking Made-Attempts	3-3	2-2
Passing Made-Attempts	0-0	0-1
<b>FIELD GOALS Made-Attempts</b>	2-2	0-0
<b>RED ZONE EFFICIENCY</b>	2-5-40%	0-0-0%
<b>GOAL TO GO EFFICIENCY</b>	1-3-33%	0-0-0%
<b>SAFETIES</b>	0	1
<b>FINAL SCORE</b>	27	22
<b>TIME OF POSSESSION</b>	31:45	28:15

Los Angeles Chargers vs New York Giants  
10/8/2017 at MetLife Stadium

### Final Individual Statistics

Los Angeles Chargers										New York Giants																										
RUSHING					PASSING					PASS RECEIVING					INTERCEPTIONS					PUNTING					PUNT RETURNS					KICKOFF RETURNS						
	ATT	YDS	AVG	LG	TD		ATT	CMP	YDS	SK/YD	TD	LG	IN	RT		TAR	REC	YDS	AVG	LG	TD		NO	YDS	AVG	LG	TD		NO	YDS	AVG	FC	LG	TD		
M.Gordon	20	105	5.3	16	0	O.Darkwa	8	69	8.6	23	1																									
T.Benjamin	1	14	14.0	14	0	W.Gallman	11	57	5.2	15	0																									
P.Rivers	4	5	1.3	8	0	S.Vereen	5	18	3.6	5	0																									
A.Ekeler	4	0	0.0	2	0	O.Beckham	1	8	8.0	8	0																									
Total	29	124	4.3	16	0	Total	25	152	6.1	23	1																									
P.Rivers	44	21	258	0/0	3	25	1	79.5	E.Manning	36	21	225	5/42	2	48	1	83.7																			
Total	44	21	258	0/0	3	25	1	79.5	Total	36	21	225	5/42	2	48	1	83.7																			
M.Gordon	8	6	58	9.7	22	2	O.Beckham	8	5	97	19.4	48	1																							
K.Allen	12	4	67	16.8	18	0	W.Gallman	5	5	25	5.0	8	0																							
H.Henry	8	3	42	14.0	25	1	S.Vereen	5	4	27	6.8	10	0																							
A.Ekeler	6	3	28	9.3	14	0	B.Marshall	3	2	15	7.5	12	0																							
A.Gates	3	2	23	11.5	12	0	R.Lewis	2	1	29	29.0	29	1																							
T.Benjamin	3	2	18	9.0	12	0	J.Adams	1	1	11	11.0	11	0																							
Ty.Williams	2	1	22	22.0	22	0	R.Ellison	2	1	9	9.0	9	0																							
Total	42	21	258	12.3	25	3	Total	36	21	225	10.7	48	2																							
T.Boston	1	15	15.0	15	0	D.Thompson	1	0	0.0	0	0																									
Total	1	15	15.0	15	0	Total	1	0	0.0	0	0																									
D.Koser	6	333	55.5	45.8	1	1	68	B.Wing	8	353	44.1	37.3	1	4	55																					
Total	6	333	55.5	45.8	1	1	68	Total	8	353	44.1	37.3	1	4	55																					
T.Benjamin	3	35	11.7	2	19	0	D.Harris	3	38	12.7	1	17	0																							
[DOWNED]	2	0	0.0	0	0	0	[OUT OF BOUNDS]	1	0	0.0	0	0	0																							
[TOUCHBACK]	1	0	0.0	0	0	0	[TOUCHBACK]	1	0	0.0	0	0	0																							
Total	3	35	11.7	2	19	0	Total	3	38	12.7	1	17	0																							
D.King	2	37	18.5	0	22	0	D.Harris	4	84	21.0	0	30	0																							
[TOUCHBACK]	2	0	0.0	0	0	0	O.Beckham	1	20	20.0	0	20	0																							
Total	2	37	18.5	0	22	0	Total	6	124	20.7	0	30	0																							
P.Rivers	1	0	0	0	0	0	0	0	0	0	0	1																								
S.Pulley	1	0	0	-7	0	0	0	0	0	0	0	1																								
M.Ingram	0	0	0	0	0	1	1	0	0	0	0	0																								
J.Bosa	0	0	0	0	0	1	0	0	0	0	0	0																								
Total	2	0	0	-7	0	2	1	0	0	0	0	2																								









# WEEK 7 RECAP - CHARGERS 21, BRONCOS 0



The Chargers -- led by a punishing defensive performance and two electrifying plays from wide receiver Travis Benjamin -- shut out the Denver Broncos 21-0 Sunday at StubHub Center for their third straight win and first in Los Angeles since 1960.

Denver quarterback Trevor Siemian -- pressured by powder blue jerseys all afternoon -- was sacked five times and the Broncos committed three turnovers while generating only 251 yards of total offense. And while Los Angeles' offense could muster just 242 yards of its own against Denver's dominating defense, its other two phases answered the bell.

On the third play of the game, Chargers safety Adrian Phillips stripped Broncos wide receiver A.J. Derby of the football, which was recovered by linebacker Jatavis Brown. Los Angeles took over at Denver's 45-yard line, but eventually turned the ball over on downs after Melvin Gordon was stopped on four straight runs from the one-yard line.

After forcing a punt on Denver's next possession, Los Angeles used its special teams to score first in a game for the first time this season. Benjamin showed off his speed on a 65-yard return for a touchdown to make the score 7-0 after a Nick Novak extra point. Running back Austin Ekeler caught a one-yard touchdown pass from quarterback

Philip Rivers in the second quarter to put the Chargers up 14-0 at halftime. Los Angeles put the game on ice in the fourth quarter when Rivers connected with Benjamin for a 42-yard touchdown reception to put the Chargers up three scores.

Defensive ends Joey Bosa and Chris McCain had two sacks each. Rivers finished the game 15-of-26 for 183 yards and two touchdowns. Tight end Hunter Henry caught four passes for 73 yards.

VISITOR:	Denver Broncos	1	2	3	4	OT	Total
HOME:	Los Angeles Chargers	0	0	0	0	0	0
		7	7	0	7	0	21

### Scoring Plays

Team	Qtr	Time	Play Description (Extra Point) (Drive Info)	Visitor	Home
Chargers	1	7:27	T.Benjamin 65 yd. punt return (N.Novak kick)	0	7
Chargers	2	7:07	A.Ekeler 1 yd. pass from P.Rivers (N.Novak kick) (9-65, 5:55)	0	14
Chargers	4	5:42	T.Benjamin 42 yd. pass from P.Rivers (N.Novak kick) (10-92, 6:53)	0	21
Paid Attendance: 25,388				Time: 2:53	

Denver Broncos vs Los Angeles Chargers  
10/22/2017 at StubHub Center

### Final Team Statistics

	Visitor Broncos	Home Chargers
<b>TOTAL FIRST DOWNS</b>	12	14
By Rushing	3	2
By Passing	8	8
By Penalty	1	4
<b>THIRD DOWN EFFICIENCY</b>	3-14-21%	3-12-25%
<b>FOURTH DOWN EFFICIENCY</b>	0-2-0%	0-1-0%
<b>TOTAL NET YARDS</b>	251	242
Total Offensive Plays (inc. times thrown passing)	59	55
Average gain per offensive play	4.3	4.4
<b>NET YARDS RUSHING</b>	69	80
Total Rushing Plays	19	26
Average gain per rushing play	3.6	3.1
Tackles for a loss-number and yards	2-4	2-4
<b>NET YARDS PASSING</b>	182	162
Times thrown - yards lost attempting to pass	5-25	3-21
Gross yards passing	207	183
<b>PASS ATTEMPTS-COMPLETIONS-HAD INTERCEPTED</b>	35-25-1	26-15-0
Avg gain per pass play (inc.# thrown passing)	4.6	5.6
<b>KICKOFFS Number-In End Zone-Touchbacks</b>	1-1-1	4-4-1
<b>PUNTS Number and Average</b>	8-43.6	8-51.6
Had Blocked	0	0
<b>FGs - PATs Had Blocked</b>	0-0	0-0
<b>Net Punting Average</b>	32.6	44.8
<b>TOTAL RETURN YARDAGE (Not Including Kickoffs)</b>	55	86
No. and Yards Punt Returns	5-55	3-88
No. and Yards Kickoff Returns	3-93	0-0
No. and Yards Interception Returns	0-0	1-2
<b>PENALTIES Number and Yards</b>	10-68	9-81
<b>FUMBLES Number and Lost</b>	3-2	0-0
<b>TOUCHDOWNS</b>	0	3
Rushing	0	0
Passing	0	2
Punt Returns	0	1
<b>EXTRA POINTS Made-Attempts</b>	0-0	3-3
Kicking Made-Attempts	0-0	3-3
<b>FIELD GOALS Made-Attempts</b>	0-0	0-0
<b>RED ZONE EFFICIENCY</b>	0-1-0%	1-2-50%
<b>GOAL TO GO EFFICIENCY</b>	0-0-0%	1-2-50%
<b>SAFETIES</b>	0	0
<b>FINAL SCORE</b>	0	21
<b>TIME OF POSSESSION</b>	31:04	28:56

Denver Broncos vs Los Angeles Chargers  
10/22/2017 at StubHub Center

### Final Individual Statistics

Denver Broncos											Los Angeles Chargers																																																																																										
RUSHING						PASSING					PASS RECEIVING						INTERCEPTIONS					PUNTING						PUNT RETURNS						KICKOFF RETURNS																																																																			
ATT	YDS	AVG	LG	TD		ATT	CMP	YDS	SK/YD	TD	TAR	REC	YDS	AVG	LG	TD	NO	YDS	AVG	LG	TD	NO	YDS	AVG	NET	TB	IN20	LG	NO	YDS	AVG	FC	LG	TD	NO	YDS	AVG	FC	LG	TD																																																													
C.Anderson	10	44	4.4	11	0	P.Rivers	15	183	3/21	2	A.Derby	5	4	73	18.3	34	0	C.Hayward	1	-2	-2.0	-2	0	R.Dixon	8	349	43.6	32.6	0	2	46	H.Sharp	3	88	29.3	5	65	1	B.Langley	3	93	31.0	0	61	0	H.Sharp	5	55	11.0	1	16	0	[DOWNED]	1	0	0.0	0	0	0	[OUT OF BOUNDS]	1	0	0.0	0	0	0	[TOUCHBACK]	1	0	0.0	0	0	0	Total	3	93	31.0	0	61	0	Total	0	0	0.0	0	0	0	Total	3	93	31.0	0	61	0	Total	0	0	0.0	0	0	0





# WEEK 8 RECAP - PATRIOTS 21, CHARGERS 13



The Los Angeles Chargers (3-5) lost to the New England Patriots 21-13 Sunday at Gillette Stadium.

Running back Melvin Gordon rushed for 132 yards and a touchdown on 14 carries, but New England possessed the ball for nearly 37 minutes and quarterback Tom Brady threw for 333 yards and a touchdown to end Los Angeles' three-game winning streak.

For the second consecutive game though, the Chargers struck first. On a 2nd-and-9 in the first quarter, Gordon outran New England's defense for an 87-yard touchdown. It was a career-long for Gordon and tied a record for the longest rushing touchdown in franchise history (Paul Lowe, 1961).

The Patriots responded on their next offensive possession with a 14-play, 77-yard drive that ended with a two-yard touchdown pass from Brady to tight end Rob Gronkowski.

In the second quarter, Chargers defensive end Joey Bosa sacked Brady to give him the most sacks (19) by any NFL player in his first 20 games. Bosa now has 8.5 sacks on the season.

Momentum shifted to New England a few plays later when AFC Special Teams Player

of the Week Travis Benjamin — trying to make something out of nothing on a punt return — was tackled in the end zone, resulting in a safety. The Patriots led 15-7 at halftime.

After being held scoreless in the second and third quarters, Chargers quarterback Philip Rivers found Benjamin for a 24-yard touchdown reception in the fourth. The two-point conversion failed, making the score 18-13 with 8:30 remaining in the game.

A Stephen Gostkowski field goal with 1:08 remaining increased the Patriots lead to 21-13. The Chargers drove down to New England's 23-yard line, but Rivers was intercepted on the final play of the game by cornerback Jonathan Jones.

Chargers wide receiver Keenan Allen had four catches for 61 yards. Rivers finished the game 17-of-30 for 212 yards, one touchdown and an interception.

	1	2	3	4	OT	Total
VISITOR: Los Angeles Chargers	7	0	0	6	0	13
HOME: New England Patriots	0	15	3	3	0	21

### Scoring Plays

Team	Qtr	Time	Play Description (Extra Point) (Drive Info)	Visitor	Home
Chargers	1	6:15	M.Gordon 87 yd. run (N.Novak kick) (2-88, 0:53)	7	0
Patriots	2	14:56	R.Gronkowski 2 yd. pass from T.Brady (S.Gostkowski kick) (14-77, 6:19)	7	7
Patriots	2	9:08	T.Benjamin tackled in end zone by B.King for a Safety	7	9
Patriots	2	4:06	S.Gostkowski 25 yd. Field Goal (11-51, 5:02)	7	12
Patriots	2	0:20	S.Gostkowski 36 yd. Field Goal (7-73, 1:40)	7	15
Patriots	3	5:25	S.Gostkowski 43 yd. Field Goal (12-52, 5:27)	7	18
Chargers	4	8:30	T.Benjamin 24 yd. pass from P.Rivers (pass failed) (3-67, 1:06)	13	18
Patriots	4	1:08	S.Gostkowski 26 yd. Field Goal (10-58, 3:33)	13	21

Paid Attendance: 65,878 Time: 2:59

Los Angeles Chargers vs New England Patriots  
10/29/2017 at Gillette Stadium

### Final Team Statistics

	Visitor Chargers	Home Patriots
<b>TOTAL FIRST DOWNS</b>	16	27
By Rushing	5	5
By Passing	10	19
By Penalty	1	3
<b>THIRD DOWN EFFICIENCY</b>	3-10-30%	9-19-47%
<b>FOURTH DOWN EFFICIENCY</b>	1-1-100%	1-1-100%
<b>TOTAL NET YARDS</b>	349	414
Total Offensive Plays (inc. times thrown passing)	52	82
Average gain per offensive play	6.7	5.0
<b>NET YARDS RUSHING</b>	157	97
Total Rushing Plays	21	32
Average gain per rushing play	7.5	3.0
Tackles for a loss-number and yards	3-4	3-5
<b>NET YARDS PASSING</b>	192	317
Times thrown - yards lost attempting to pass	1-20	3-16
Gross yards passing	212	333
<b>PASS ATTEMPTS-COMPLETIONS-HAD INTERCEPTED</b>	30-17-1	47-32-0
Avg gain per pass play (inc.# thrown passing)	6.2	6.3
<b>KICKOFFS Number-In End Zone-Touchbacks</b>	4-2-1	6-5-2
<b>PUNTS Number and Average</b>	5-45.0	3-43.3
Had Blocked	0	0
<b>FGs - PATs Had Blocked</b>	1-0	0-0
<b>Net Punting Average</b>	39.8	46.0
<b>TOTAL RETURN YARDAGE (Not Including Kickoffs)</b>	-8	32
No. and Yards Punt Returns	1-8	4-26
No. and Yards Kickoff Returns	4-72	3-112
No. and Yards Interception Returns	0-0	1-6
<b>PENALTIES Number and Yards</b>	10-77	6-80
<b>FUMBLES Number and Lost</b>	2-0	0-0
<b>TOUCHDOWNS</b>	2	1
Rushing	1	0
Passing	1	1
<b>EXTRA POINTS Made-Attempts</b>	1-2	1-1
Kicking Made-Attempts	1-1	1-1
Passing Made-Attempts	0-1	0-0
<b>FIELD GOALS Made-Attempts</b>	0-1	4-6
<b>RED ZONE EFFICIENCY</b>	0-0-0%	1-4-25%
<b>GOAL TO GO EFFICIENCY</b>	0-0-0%	1-1-100%
<b>SAFETIES</b>	0	1
<b>FINAL SCORE</b>	13	21
<b>TIME OF POSSESSION</b>	23:01	36:59

Los Angeles Chargers vs New England Patriots  
10/29/2017 at Gillette Stadium

### Final Individual Statistics

Los Angeles Chargers											New England Patriots												
RUSHING		ATT	YDS	AVG	LG	TD	RUSHING		ATT	YDS	AVG	LG	TD										
M.Gordon	14	132	9.4	87	1	D.Lewis	15	44	2.9	10	0												
T.Benjamin	2	14	7.0	7	0	M.Gillislee	11	34	3.1	9	0												
A.Ekeler	2	8	4.0	5	0	R.Burkhead	4	15	3.8	7	0												
B.Oliver	3	3	1.0	2	0	J.White	1	2	2.0	2	0												
						T.Brady	1	2	2.0	2	0												
Total	21	157	7.5	87	1	Total	32	97	3.0	10	0												
PASSING		ATT	CMP	YDS	SK/YD	TD	LG	IN	RT	PASSING		ATT	CMP	YDS	SK/YD	TD	LG	IN	RT				
P.Rivers	30	17	212	1/20	1	24	1	76.0		T.Brady	47	32	333	3/16	1	27	0	95.4					
Total	30	17	212	1/20	1	24	1	76.0		Total	47	32	333	3/16	1	27	0	95.4					
PASS RECEIVING		TAR	REC	YDS	AVG	LG	TD	PASS RECEIVING		TAR	REC	YDS	AVG	LG	TD								
T.Benjamin	9	5	64	12.8	24	1	R.Burkhead	7	7	68	9.7	14	0										
K.Allen	5	4	61	15.3	18	0	J.White	6	5	85	17.0	27	0										
A.Gates	2	2	25	12.5	16	0	C.Hogan	7	5	60	12.0	19	0										
H.Henry	2	2	11	5.5	7	0	R.Gronkowski	9	5	57	11.4	26	1										
Ty.Williams	6	1	24	24.0	24	0	B.Cooks	8	5	26	5.2	9	0										
A.Ekeler	1	1	13	13.0	13	0	D.Amendola	6	2	14	7.0	9	0										
M.Williams	2	1	7	7.0	7	0	D.Lewis	2	2	10	5.0	11	0										
M.Gordon	2	1	7	7.0	7	0	J.Hollister	1	1	13	13.0	13	0										
							J.Develin	1	0	0	0.0	0	0										
Total	29	17	212	12.5	24	1	Total	47	32	333	10.4	27	1										
INTERCEPTIONS		NO	YDS	AVG	LG	TD	INTERCEPTIONS		NO	YDS	AVG	LG	TD										
Total	0	0	0	0	0	0	J.Jones	1	6	6.0	6	0											
							Total	1	6	6.0	6	0											
PUNTING		NO	YDS	AVG	NET	TB	IN20	LG	PUNTING		NO	YDS	AVG	NET	TB	IN20	LG						
D.Kaser	5	225	45.0	39.8	0	1	56	R.Allen	3	130	43.3	46.0	0	3	57								
Total	5	225	45.0	39.8	0	1	56	Total	3	130	43.3	46.0	0	3	57								
PUNT RETURNS		NO	YDS	AVG	FC	LG	TD	PUNT RETURNS		NO	YDS	AVG	FC	LG	TD								
T.Benjamin	1	-8	-8.0	1	-8	0	D.Amendola	4	26	6.5	0	12	0										
[DOWNED]	1	0	0.0	0	0	0	[OUT OF BOUNDS]	1	0	0.0	0	0	0										
Total	1	-8	-8.0	1	0	0	Total	4	26	6.5	0	12	0										
KICKOFF RETURNS		NO	YDS	AVG	FC	LG	TD	KICKOFF RETURNS		NO	YDS	AVG	FC	LG	TD								
M.Davis	2	36	18.0	0	19	0	D.Lewis	2	96	48.0	0	71	0										
A.Ekeler	2	36	18.0	0	21	0	D.Amendola	1	16	16.0	0	16	0										
[TOUCHBACK]	2	0	0.0	0	0	0	[TOUCHBACK]	1	0	0.0	0	0	0										
Total	4	72	18.0	0	21	0	Total	3	112	37.3	0	71	0										
Los Angeles Chargers											New England Patriots												
FUMBLES		FUM	LOST	OWN-REC	YDS	TD	FORCED	OPP-REC	YDS	TD	OUT-BDS	FUMBLES		FUM	LOST	OWN-REC	YDS	TD	FORCED	OPP-REC	YDS	TD	OUT-BDS
T.Benjamin	1	0	0	1	0	0	0	0	0	0	0												
P.Rivers	1	0	0	1	0	0	0	0	0	0	0												
Total	2	0	0	2	0	0	0	0	0	0	0												
Total	0	0	0	0	0	0	0	0	0	0	0												





# WEEK 10 RECAP - JAGUARS 20, CHARGERS 17 (OT)



The Jacksonville Jaguars defeated the Los Angeles Chargers 20-17 in overtime Sunday at EverBank Field.

Philip Rivers surpassed 4,000 completions for his career, but was ultimately intercepted by cornerback A.J. Bouye in overtime. Four plays later, former Chargers kicker Josh Lambo made the 30-yard, game-winning field goal.

The Chargers held rookie running back Leonard Fournette to just 33 yards on 17 carries. The biggest play allowed on the ground came on a fake punt late in the first quarter when running back Corey Grant took the direct snap 56 yards for a touchdown. Lambo's extra-point attempt was blocked to make it 6-0 Jaguars.

After five consecutive punts, the Chargers' offense struck on their final drive of the half. Rivers found running back Austin Ekeler, who tightroped the sidelines for a 28-yard touchdown reception. Nick Novak's extra point gave the Chargers a 7-6 lead at halftime.

Rivers and Ekeler stayed hot to start the second half. After the Chargers' defense forced a three-and-out on Jacksonville's opening possession, the duo hooked up for a 22-yard touchdown reception — their second of the game — to increase the lead to 14-6 after a Novak extra point.

Jacksonville responded later in the third quarter with an 11-play, 84-yard drive that ended with a six-yard touchdown reception from quarterback Blake Bortles to wide receiver Marqise Lee. Bortles also found Lee for the two-point conversion to tie the game at 14-14.

With 10:38 remaining in the game, Novak broke the tie with a 50-yard field goal. Lambo tied the score again with five seconds left to send the game into overtime.

Safety Tre Boston intercepted Bortles twice in the fourth quarter. Rivers finished the game 21-of-37 for 235 yards, two touchdowns and an interception. Ekeler had 119 total yards and two touchdowns.

		1	2	3	4	OT	Total
VISITOR:	Los Angeles Chargers	0	7	7	3	0	17
HOME:	Jacksonville Jaguars	6	0	8	3	3	20

## Scoring Plays

Team	Qtr	Time	Play Description (Extra Point) (Drive Info)	Visitor	Home
Jaguars	1	0:24	C.Grant 56 yd. run (kick blocked) (8-90, 3:56)	0	6
Chargers	2	0:47	A.Ekeler 28 yd. pass from P.Rivers (N.Novak kick) (7-87, 2:59)	7	6
Chargers	3	10:29	A.Ekeler 22 yd. pass from P.Rivers (N.Novak kick) (6-76, 3:23)	14	6
Jaguars	3	2:03	M.Lee 6 yd. pass from B.Bortles (B.Bortles-M.Lee pass) (11-84, 4:12)	14	14
Chargers	4	10:35	N.Novak 50 yd. Field Goal (7-45, 3:19)	17	14
Jaguars	4	0:03	J.Lambo 34 yd. Field Goal (6-36, 0:55)	17	17
Jaguars	5	3:12	J.Lambo 30 yd. Field Goal (4-5, 1:59)	17	20

Paid Attendance: 60,835 Time: 3:43

Los Angeles Chargers vs Jacksonville Jaguars  
11/12/2017 at EverBank Field

## Final Team Statistics

	Visitor Chargers	Home Jaguars
TOTAL FIRST DOWNS	16	20
By Rushing	6	3
By Passing	9	14
By Penalty	1	3
THIRD DOWN EFFICIENCY	3-15-20%	5-18-28%
FOURTH DOWN EFFICIENCY	0-0-0%	1-2-50%
TOTAL NET YARDS	322	398
Total Offensive Plays (inc. times thrown passing)	67	81
Average gain per offensive play	4.8	4.9
NET YARDS RUSHING	87	135
Total Rushing Plays	30	27
Average gain per rushing play	2.9	5.0
Tackles for a loss-number and yards	5-9	2-2
NET YARDS PASSING	235	263
Times thrown - yards lost attempting to pass	0-0	3-10
Gross yards passing	235	273
PASS ATTEMPTS-COMPLETIONS-HAD INTERCEPTED	37-21-1	51-28-2
Avg gain per pass play (inc. # thrown passing)	6.4	4.9
KICKOFFS Number-In End Zone-Touchbacks	5-3-3	4-1-0
PUNTS Number and Average	10-48.5	9-47.9
Had Blocked	0	0
FGs - PATs Had Blocked	0-0	0-1
Net Punting Average	41.5	42.3
TOTAL RETURN YARDAGE (Not Including Kickoffs)	10	81
No. and Yards Punt Returns	3-10	7-30
No. and Yards Kickoff Returns	4-60	2-51
No. and Yards Interception Returns	2-0	1-51
PENALTIES Number and Yards	7-77	9-106
FUMBLES Number and Lost	2-1	0-0
TOUCHDOWNS	2	2
Rushing	0	1
Passing	2	1
EXTRA POINTS Made-Attempts	2-2	1-2
Kicking Made-Attempts	2-2	0-1
Passing Made-Attempts	0-0	1-1
FIELD GOALS Made-Attempts	1-1	2-2
RED ZONE EFFICIENCY	0-0-0%	1-3-33%
GOAL TO GO EFFICIENCY	0-0-0%	0-0-0%
SAFETIES	0	0
FINAL SCORE	17	20
TIME OF POSSESSION	31:47	35:01

Los Angeles Chargers vs Jacksonville Jaguars  
11/12/2017 at EverBank Field

## Final Individual Statistics

Los Angeles Chargers													Jacksonville Jaguars																																																																														
RUSHING						PASSING						PASS RECEIVING						RUSHING						PASSING						PASS RECEIVING																																																													
	ATT	YDS	AVG	LG	TD		ATT	CMP	YDS	SK/YD	TD		TAR	REC	YDS	AVG	LG	TD		ATT	YDS	AVG	LG	TD		ATT	CMP	YDS	SK/YD	TD		TAR	REC	YDS	AVG	LG	TD																																																						
RUSHING						PASSING						PASS RECEIVING						RUSHING						PASSING						PASS RECEIVING																																																													
A.Ekeler	10	42	4.2	11	0	P.Rivers	37	21	235	0/0	2	A.Hums	5	5	77	15.4	28	2	C.Grant	1	56	56.0	56	1	M.Gordon	16	27	1.7	5	0	B.Bortles	51	28	273	3/10	1	B.Bortles	5	34	6.8	14	0	T.Benjamin	1	13	13.0	13	0	L.Fournette	17	33	1.9	8	0	K.Allen	1	6	6.0	6	0	T.Yeldon	8	6	39	6.5	11	0	P.Rivers	2	-1	-0.5	0	0	C.Ivory	3	11	3.7	8	0	Total	30	87	2.9	13	0	Total	27	135	5.0	56	1
RUSHING						PASSING						PASS RECEIVING						RUSHING						PASSING						PASS RECEIVING																																																													
P.Rivers	37	21	235	0/0	2	B.Bortles	51	28	273	3/10	1	B.Bortles	51	28	273	3/10	1	T.Boston	2	0	0.0	0	0	Total	37	21	235	0/0	2	Total	51	28	273	3/10	1	A.Bouye	1	51	51.0	51	0																																																		
RUSHING						PASSING						PASS RECEIVING						RUSHING						PASSING						PASS RECEIVING																																																													
P.Rivers	37	21	235	0/0	2	B.Bortles	51	28	273	3/10	1	B.Bortles	51	28	273	3/10	1	T.Boston	2	0	0.0	0	0	Total	37	21	235	0/0	2	Total	51	28	273	3/10	1	A.Bouye	1	51	51.0	51	0																																																		
RUSHING						PASSING						PASS RECEIVING						RUSHING						PASSING						PASS RECEIVING																																																													
P.Rivers	37	21	235	0/0	2	B.Bortles	51	28	273	3/10	1	B.Bortles	51	28	273	3/10	1	T.Boston	2	0	0.0	0	0	Total	37	21	235	0/0	2	Total	51	28	273	3/10	1	A.Bouye	1	51	51.0	51	0																																																		
RUSHING						PASSING						PASS RECEIVING						RUSHING						PASSING						PASS RECEIVING																																																													
P.Rivers	37	21	235	0/0	2	B.Bortles	51	28	273	3/10	1	B.Bortles	51	28	273	3/10	1	T.Boston	2	0	0.0	0	0	Total	37	21	235	0/0	2	Total	51	28	273	3/10	1	A.Bouye	1	51	51.0	51	0																																																		
RUSHING						PASSING						PASS RECEIVING						RUSHING						PASSING						PASS RECEIVING																																																													
P.Rivers	37	21	235	0/0	2	B.Bortles	51	28	273	3/10	1	B.Bortles	51	28	273	3/10	1	T.Boston	2	0	0.0	0	0	Total	37	21	235	0/0	2	Total	51	28	273	3/10	1	A.Bouye	1	51	51.0	51	0																																																		
RUSHING						PASSING						PASS RECEIVING						RUSHING						PASSING						PASS RECEIVING																																																													
P.Rivers	37	21	235	0/0	2	B.Bortles	51	28	273	3/10	1	B.Bortles	51	28	273	3/10	1	T.Boston	2	0	0.0	0	0	Total	37	21	235	0/0	2	Total	51	28	273	3/10	1	A.Bouye	1	51	51.0	51	0																																																		
RUSHING						PASSING						PASS RECEIVING						RUSHING						PASSING						PASS RECEIVING																																																													
P.Rivers	37	21	235	0/0	2	B.Bortles	51	28	273	3/10	1	B.Bortles	51	28	273	3/10	1	T.Boston	2	0	0.0	0	0	Total	37	21	235	0/0	2	Total	51	28	273	3/10	1	A.Bouye	1	51	51.0	51	0																																																		
RUSHING						PASSING						PASS RECEIVING						RUSHING						PASSING						PASS RECEIVING																																																													
P.Rivers	37	21	235	0/0	2	B.Bortles	51	28	273	3/10	1	B.Bortles	51	28	273	3/10	1	T.Boston	2	0	0.0	0	0	Total	37	21	235	0/0	2	Total	51	28	273	3/10	1	A.Bouye	1	51	51.0	51	0																																																		
RUSHING						PASSING						PASS RECEIVING						RUSHING						PASSING						PASS RECEIVING																																																													
P.Rivers	37	21	235	0/0	2	B.Bortles	51	28	273	3/10	1	B.Bortles	51	28	273	3/10	1	T.Boston	2	0	0.0	0	0	Total	37	21	235	0/0	2	Total	51	28	273	3/10	1	A.Bouye	1	51	51.0	51	0																																																		
RUSHING						PASSING						PASS RECEIVING						RUSHING						PASSING						PASS RECEIVING																																																													
P.Rivers	37	21	235	0/0	2	B.Bortles	51	28	273	3/10	1	B.Bortles	51	28	273	3/10	1	T.Boston	2	0	0.0	0	0	Total	37	21	235	0/0	2	Total	51	28	273	3/10	1	A.Bouye	1	51	51.0	51	0																																																		
RUSHING						PASSING						PASS RECEIVING						RUSHING						PASSING						PASS RECEIVING																																																													
P.Rivers	37	21	235	0/0	2	B.Bortles	51	28	273	3/10	1	B.Bortles	51	28	273	3/10	1	T.Boston	2	0	0.0	0	0	Total	37	21	235	0/0	2	Total	51	28	273	3/10	1	A.Bouye	1	51	51.0	51	0																																																		
RUSHING						PASSING						PASS RECEIVING						RUSHING						PASSING						PASS RECEIVING																																																													
P.Rivers	37	21	235	0/0	2	B.Bortles	51	28	273	3/10	1	B.Bortles	51	28	273	3/10	1	T.Boston	2	0	0.0	0	0	Total	37	21	235	0/0	2	Total	51	28	273	3/10	1	A.Bouye	1	51	51.0	51	0																																																		
RUSHING						PASSING						PASS RECEIVING						RUSHING						PASSING						PASS RECEIVING																																																													
P.Rivers	37	21	235	0/0	2	B.Bortles	51	28	273	3/10	1	B.Bortles	51	28	273	3/10	1	T.Boston	2	0	0.0	0	0	Total	37	21	235	0/0	2	Total	51	28	273	3/10	1	A.Bouye	1	51	51.0	51	0																																																		
RUSHING						PASSING						PASS RECEIVING						RUSHING						PASSING						PASS RECEIVING																																																													
P.Rivers	37	21	235	0/0	2	B.Bortles	51	28	273	3/10	1	B.Bortles	51	28	273	3/10	1	T.Boston	2	0	0.0	0	0	Total	37	21	235	0/0	2	Total	51	28	273	3/10	1	A.Bouye	1	51	51.0	51	0																																																		
RUSHING						PASSING						PASS RECEIVING						RUSHING						PASSING						PASS RECEIVING																																																													
P.Rivers	37	21	235	0/0	2	B.Bortles	51	28	273	3/10	1	B.Bortles	51	28	273	3/10	1	T.Boston	2	0	0.0	0	0	Total	37	21	235	0/0	2	Total	51	28	273	3/10	1	A.Bouye	1	51	51.0	51	0																																																		
RUSHING						PASSING						PASS RECEIVING						RUSHING						PASSING						PASS RECEIVING																																																													
P.Rivers	37	21	235	0/0	2	B.Bortles	51	28	273	3/10	1	B.Bortles	51	28	273	3/10	1	T.Boston	2	0	0.0	0	0	Total	37	21	235	0/0	2	Total	51	28	273	3/10	1	A.Bouye	1	51	51.0	51	0																																																		
RUSHING						PASSING						PASS RECEIVING						RUSHING						PASSING						PASS RECEIVING																																																													
P.Rivers	37	21	235	0/0	2	B.Bortles	51	28	273	3/10	1	B.Bortles	51	28	273	3/10	1	T.Boston	2	0	0.0	0	0	Total	37	21	235	0/0	2	Total	51	28	273	3/10	1	A.Bouye	1	51	51.0	51	0																																																		
RUSHING						PASSING						PASS RECEIVING						RUSHING						PASSING						PASS RECEIVING																																																													
P.Rivers	37	21	235	0/0	2	B.Bortles	51	28	273	3/10	1	B.Bortles	51	28	273	3/10	1	T.Boston	2	0	0.0	0	0	Total	37	21	235	0/0	2	Total	51	28	273	3/10	1	A.Bouye	1	51	51.0	51	0																																																		
RUSHING						PASSING						PASS RECEIVING						RUSHING						PASSING						PASS RECEIVING																																																													
P.Rivers	37	21	235	0/0	2	B.Bortles	51	28	273	3/10	1	B.Bortles	51	28	273	3/10	1	T.Boston	2	0	0.0	0	0	Total	37	21	235	0/0	2	Total	51	28	273	3/10	1	A.Bouye	1	51	51.0	51	0																																																		
RUSHING						PASSING						PASS RECEIVING						RUSHING						PASSING						PASS RECEIVING																																																													
P.Rivers	37	21	235	0/0	2	B.Bortles	51	28	273	3/10	1	B.Bortles	51	28	273	3/10	1	T.Boston	2	0	0.0	0	0	Total	37	21	235	0/0	2	Total	51	28	273	3/10	1	A.Bouye	1	51	51.0	51	0																																																		
RUSHING						PASSING						PASS RECEIVING						RUSHING						PASSING						PASS RECEIVING																																																													





# WEEK 11 RECAP - CHARGERS 54, BILLS 24



After nearly a month on the road, the Los Angeles Chargers picked the perfect day to get themselves back in the AFC playoff hunt.

Rookie quarterback Nathan Peterman threw five interceptions and the Chargers scored 37 points in the first half -- the most ever in franchise history -- en route to 54-24 blowout of the Buffalo Bills Sunday at StubHub Center. Los Angeles now sits two games back of the Kansas City Chiefs in the AFC West.

The Chargers forced six turnovers on the day and scored twice on defense. The first came on linebacker Corey Toomer's 59-yard interception return for a touchdown on the first drive of the game to give Los Angeles an early 7-0 lead after a Nick Novak extra point.

On the next Bills drive, Peterman was intercepted again -- this time by cornerback Casey Hayward. The Chargers couldn't take advantage, though, as Novak missed a 46-yard field goal.

After a 27-yard touchdown rush by Bills running back LeSean McCoy, Los Angeles responded with a 33-yard Novak field goal to regain the lead 10-7.

And the picks kept coming.

Safety Tre Boston -- who had two interceptions in the fourth quarter of last week's game in Jacksonville -- was the next Chargers player to pick Peterman. Six plays later,

quarterback Philip Rivers found wide receiver Keenan Allen for a 21-yard touchdown. It was Allen's first touchdown since Week 1, but he wouldn't have to wait long to get his second.

Hayward nabbed his second interception of the game on the Bills' next drive, giving the Chargers the ball on Buffalo's 15-yard line. After three straight rushes from Melvin Gordon, Rivers found Allen for a two-yard touchdown reception to give the Bolts a 24-7 lead after another extra point from Novak.

A 10-yard touchdown rush from Gordon was sandwiched in between two more Novak field goals, giving the Chargers a 37-7 lead at halftime. Gordon had 80 rushing yards and a touchdown on 20 carries, and moved into 10th place on the Chargers' all-time rushing list.

Peterman was benched in favor of Tyrod Taylor in the second half. The Chargers' dynamic pass-rushing duo put an exclamation point on the win when Joey Bosa sacked Taylor, who fumbled. Melvin Ingram scooped the ball and took it 39 yards for a touchdown. Bosa has 10.5 sacks on the season.

Allen finished the game with 12 catches for 159 yards and two touchdowns. Rivers went 21-of-33 for 250 yards and two touchdowns. The Chargers' five interceptions are the most in one half in team history.

		1	2	3	4	OT	Total
VISITOR:	Buffalo Bills	7	0	3	14	0	24
HOME:	Los Angeles Chargers	10	27	10	7	0	54

### Scoring Plays

Team	Qtr	Time	Play Description (Extra Point) (Drive Info)	Visitor	Home
Chargers	1	11:44	K.Toomer 59 yd. interception return (N.Novak kick)	0	7
Bills	1	9:02	L.McCoy 27 yd. run (S.Hauschka kick) (2-64, 0:48)	7	7
Chargers	1	3:57	N.Novak 33 yd. Field Goal (12-59, 5:05)	7	10
Chargers	2	12:53	K.Allen 21 yd. pass from P.Rivers (N.Novak kick) (6-46, 3:16)	7	17
Chargers	2	10:32	K.Allen 2 yd. pass from P.Rivers (N.Novak kick) (4-15, 2:11)	7	24
Chargers	2	4:55	N.Novak 28 yd. Field Goal (9-66, 4:14)	7	27
Chargers	2	1:09	M.Gordon 10 yd. run (N.Novak kick) (5-57, 2:37)	7	34
Chargers	2	0:00	N.Novak 39 yd. Field Goal (6-33, 0:35)	7	37
Chargers	3	10:21	N.Novak 28 yd. Field Goal (11-65, 4:39)	7	40
Bills	3	7:34	S.Hauschka 50 yd. Field Goal (8-46, 2:47)	10	40
Chargers	3	1:51	M.Ingram 39 yd. fumble return (N.Novak kick)	10	47
Bills	4	13:51	L.McCoy 12 yd. pass from T.Taylor (S.Hauschka kick) (8-78, 3:00)	17	47
Chargers	4	7:57	A.Ekeler 21 yd. run (N.Novak kick) (9-58, 5:54)	17	54
Bills	4	4:49	T.Taylor 2 yd. run (S.Hauschka kick) (11-75, 3:08)	24	54

Paid Attendance: 25,015 Time: 3:09

Buffalo Bills vs Los Angeles Chargers  
11/19/2017 at StubHub Center  
Final Team Statistics

	Visitor Bills	Home Chargers
<b>TOTAL FIRST DOWNS</b>	18	28
By Rushing	6	8
By Passing	11	20
By Penalty	1	0
<b>THIRD DOWN EFFICIENCY</b>	6-14-43%	7-14-50%
<b>FOURTH DOWN EFFICIENCY</b>	1-2-50%	0-0-0%
<b>TOTAL NET YARDS</b>	393	429
Total Offensive Plays (inc. times thrown passing)	62	73
Average gain per offensive play	6.3	5.9
<b>NET YARDS RUSHING</b>	173	146
Total Rushing Plays	22	35
Average gain per rushing play	7.9	4.2
Tackles for a loss-number and yards	4-7	4-9
<b>NET YARDS PASSING</b>	220	283
Times thrown - yards lost attempting to pass	1-4	1-1
Gross yards passing	224	284
<b>PASS ATTEMPTS-COMPLETIONS-HAD INTERCEPTED</b>	39-21-5	37-25-0
Avg gain per pass play (inc. # thrown passing)	5.5	7.4
<b>KICKOFFS Number-End Zone-Touchbacks</b>	5-2-2	10-6-3
<b>PUNTS Number and Average</b>	3-40.0	2-36.5
Had Blocked	0	0
<b>FGs - PATs Had Blocked</b>	0-0	0-0
<b>Net Punting Average</b>	39.3	35.0
<b>TOTAL RETURN YARDAGE (Not Including Kickoffs)</b>	3	86
No. and Yards Punt Returns	1-3	2-2
No. and Yards Kickoff Returns	7-144	1-16
No. and Yards Interception Returns	0-0	5-84
<b>PENALTIES Number and Yards</b>	6-48	1-13
<b>FUMBLES Number and Lost</b>	2-1	1-0
<b>TOUCHDOWNS</b>	3	6
Rushing	2	2
Passing	1	2
Interceptions	0	1
Fumbles	0	1
<b>EXTRA POINTS Made-Attempts</b>	3-3	6-6
Kicking Holds-Attempts	3-3	6-6
<b>FIELD GOALS Made-Attempts</b>	1-1	4-5
<b>RED ZONE EFFICIENCY</b>	2-2-100%	2-5-40%
<b>GOAL TO GO EFFICIENCY</b>	2-2-100%	2-3-67%
<b>SAFETIES</b>	0	0
<b>FINAL SCORE</b>	24	54
<b>TIME OF POSSESSION</b>	23:55	36:05

Buffalo Bills vs Los Angeles Chargers  
11/19/2017 at StubHub Center  
Final Individual Statistics

Buffalo Bills													Los Angeles Chargers														
RUSHING			ATT	YDS	AVG	LG	TD	PASSING			ATT	YDS	AVG	LG	TD												
L.McCoy	13	114	8.8	37	1	M.Gordon	20	80	4.0	20	1	T.Taylor	4	38	9.5	32	1	A.Ekeler	6	40	6.7	21	1				
T.Cadet	3	17	5.7	12	0	D.Walt	2	17	8.5	17	0	N.Peterman	2	4	2.0	4	0	T.Bergamin	1	7	7.0	7	0				
N.Peterman	2	4	2.0	4	0	K.Allen	1	3	3.0	3	0	A.Williams	2	2	1.0	2	0	K.Clemens	3	-3	-1.0	-1	0				
Total	22	173	7.9	37	2	Total	35	146	4.2	21	2	Total	37	25	284	11.1	2	29	0	107.7	5	5	33	0.0	10	0	94.2
PASSING			ATT	COMP	YDS	SK/YD	TD	LG	INT	RT	PASS RECEIVING			ATT	COMP	YDS	SK/YD	TD	LG	INT	RT						
T.Taylor	25	15	158	14	1	33	0	91.8	0	0	P.Rivers	32	20	251	11.1	2	29	0	107.7	5	5	33	0.0	10	0	94.2	
N.Peterman	14	6	66	0	0	20	5	17.9	0	0	K.Clemens	5	5	33	0.0	0	10	0	94.2	35	146	4.2	21	2			
Total	39	21	224	14	1	33	5	39.9	0	0	Total	37	25	284	11.1	2	29	0	108.4								
PASS RECEIVING			TAR	REC	YDS	AVG	LG	TD	PASS RECEIVING			TAR	REC	YDS	AVG	LG	TD										
T.Cadet	6	6	39	6.5	16	0	K.Allen	13	12	159	13.3	29	2	D.Jones	8	5	38	7.6	13	0							
D.Thompson	8	3	36	12.0	19	0	H.Henry	5	2	25	12.5	15	0	C.Clay	4	3	27	9.0	16	0							
K.Bergamin	1	1	20	20.0	20	0	T.Bergamin	1	1	21	21.0	21	0	L.McCoy	1	1	12	12.0	12	1							
N.O'Leary	3	1	8	8.0	8	0	S.McGrath	1	1	10	10.0	10	0	N.Peterman	5	1	7	7.0	7	0							
B.Tate	5	1	7	7.0	7	0	J.Cumberland	1	1	2	2.0	2	0	A.Holmes	3	1	7	7.0	7	0							
P.Marco	1	0	0.0	0.0	0	0	M.Gordon	2	0	0.0	0.0	0	0	P.Marco	1	0	0.0	0.0	0	0							
Total	39	21	224	10.7	33	1	Total	36	25	284	11.4	29	2														
INTERCEPTIONS			NO	YDS	AVG	LG	TD	INTERCEPTIONS			NO	YDS	AVG	LG	TD												
Total	0	0	0	0	0	0	0	Total	5	84	16.8	59	1														
C.Hayward	2	9	4.5	7	0	K.Toomer	1	59	59.0	59	1	T.Boston	1	9	9.0	9	0										
T.Boston	1	7	7.0	7	0	Tr.Williams	1	7	7.0	7	0																
Tr.Williams	1	7	7.0	7	0																						
Total	5	84	16.8	59	1																						
PUNTING			NO	YDS	AVG	NET	TB	INTD	LG	PUNTING			NO	YDS	AVG	NET	TB	INTD	LG								
C.Schmidt	3	120	40.0	39.3	0	0	46	D.Kaiser	2	73	36.5	35.0	0	2	46												
Total	3	120	40.0	39.3	0	0	46	Total	2	73	36.5	35.0	0	2	46												
PUNT RETURNS			NO	YDS	AVG	FC	LG	TD	PUNT RETURNS			NO	YDS	AVG	FC	LG	TD										
B.Tate	1	3	3.0	1	3	0	D.King	1	2	2.0	0	2	0														
Total	1	3	3.0	1	3	0	Total	2	2	1.0	0	2	0														
KICKOFF RETURNS			NO	YDS	AVG	FC	LG	TD	KICKOFF RETURNS			NO	YDS	AVG	FC	LG	TD										
B.Tate	7	144	20.6	0	25	0	D.King	1	16	16.0	0	16	0														
[TOUCHBACK]	3	0	0.0	0	0	0	[TOUCHBACK]	2	0	0.0	0	0	0														
Total	7	144	20.6	0	25	0	Total	1	16	16.0	0	16	0														





# WEEK 12 RECAP - CHARGERS 28, COWBOYS 6



The Los Angeles Chargers beat the Dallas Cowboys 28-6 on Thursday at AT&T Stadium, and here's the kicker:

They didn't have one.

But on Thanksgiving Day, quarterback Philip Rivers gave Chargers fans yet another reason to be thankful. The 14-year veteran feasted on the Cowboys defense, going 27-of-33 for 434 yards and three touchdowns in his Turkey Day debut. Five players had at least 50 receiving yards, led by wide receiver Keenan Allen, who caught 11 balls for 172 yards and a touchdown.

After missing a 35-yard field goal in the first quarter, Chargers kicker Nick Novak left the game with a back injury. With Novak unavailable on the next offensive drive, Los Angeles was forced to go for it on a 4th-and-13 from the Cowboys' 16-yard line and couldn't convert.

The Chargers offense, though, continued to move the ball down the field with ease. Late in the second quarter, Los Angeles reached the red zone on its third consecutive drive. This time, a hobbled Novak returned to attempt -- and convert -- a 22-yard field goal.

Los Angeles' defense held Dallas to 84 yards of offense in the first half, and the Chargers took a 3-0 lead into halftime. But Rivers was just starting to heat up.

The Bolts began the second half with a 10-play, 77-yard drive that ended with a three-yard touchdown from Rivers to tight end Hunter Henry. Novak gutted through an extra-point attempt that was no good.

After the Chargers defense forced another Dallas punt, Rivers found wide receiver Tyrell Williams for a 27-yard touchdown that made the score 16-0 after punter Drew Kaser -- filling in for the injured Novak -- made the extra point.

Rivers' final touchdown of the day came on a 42-yard connection to Allen. It was Allen's third touchdown in the last two games after being held scoreless since Week 1.

Chargers cornerback Desmond King put the game on ice with a 90-yard pick-six of quarterback Dak Prescott to make the score 28-6.

		1	2	3	4	OT	Total
VISITOR:	Los Angeles Chargers	0	3	13	12	0	28
HOME:	Dallas Cowboys	0	0	0	6	0	6

### Scoring Plays

Team	Qtr	Time	Play Description (Extra Point) (Drive Info)	Visitor	Home
Chargers	2	1:56	N.Novak 22 yd. Field Goal (14-66, 6:59)	3	0
Chargers	3	8:59	H.Henry 3 yd. pass from P.Rivers (kick failed, wl) (10-77, 6:01)	9	0
Chargers	3	1:46	Ty.Williams 27 yd. pass from P.Rivers (D.Kaser kick) (8-92, 3:59)	16	0
Cowboys	4	12:48	R.Smith 2 yd. run (pass failed) (9-81, 3:58)	16	6
Chargers	4	9:58	K.Allen 42 yd. pass from P.Rivers (kick failed, wr) (6-75, 2:50)	22	6
Chargers	4	7:41	D.King 90 yd. interception return (kick failed, wr)	28	6

Paid Attendance: 93,012

Time: 2:49

Los Angeles Chargers vs Dallas Cowboys  
11/23/2017 at AT&T Stadium

### Final Team Statistics

	Visitor Chargers	Home Cowboys
<b>TOTAL FIRST DOWNS</b>	25	14
By Rushing	4	4
By Passing	17	8
By Penalty	4	2
<b>THIRD DOWN EFFICIENCY</b>	9-14-64%	6-11-55%
<b>FOURTH DOWN EFFICIENCY</b>	0-1-0%	0-0-0%
<b>TOTAL NET YARDS</b>	515	247
Total Offensive Plays (inc. times thrown passing)	66	49
Average gain per offensive play	7.8	5.0
<b>NET YARDS RUSHING</b>	81	79
Total Rushing Plays	33	20
Average gain per rushing play	2.5	4.0
Tackles for a loss-number and yards	3-7	1-4
<b>NET YARDS PASSING</b>	434	168
Times thrown - yards lost attempting to pass	0-0	2-11
Gross yards passing	434	179
<b>PASS ATTEMPTS-COMPLETIONS-HAD INTERCEPTED</b>	33-27-0	27-20-2
Avg gain per pass play (inc.# thrown passing)	13.2	5.8
<b>KICKOFFS Number-In End Zone-Touchbacks</b>	6-4-2	2-1-1
<b>PUNTS Number and Average</b>	0-0-0	5-41.6
Had Blocked	0	0
<b>FGs - PATs Had Blocked</b>	0-0	0-0
<b>Net Punting Average</b>	0.0	41.6
<b>TOTAL RETURN YARDAGE (Not Including Kickoffs)</b>	90	0
No. and Yards Punt Returns	0-0	0-0
No. and Yards Kickoff Returns	1-16	4-102
No. and Yards Interception Returns	2-90	0-0
<b>PENALTIES Number and Yards</b>	5-56	7-60
<b>FUMBLES Number and Lost</b>	1-0	1-0
<b>TOUCHDOWNS</b>	4	1
Rushing	0	1
Passing	3	0
Interceptions	1	0
<b>EXTRA POINTS Made-Attempts</b>	1-4	0-1
Kicking Made-Attempts	1-4	0-0
Passing Made-Attempts	0-0	0-1
<b>FIELD GOALS Made-Attempts</b>	1-2	0-0
<b>RED ZONE EFFICIENCY</b>	1-5-20%	1-2-50%
<b>GOAL TO GO EFFICIENCY</b>	1-3-33%	1-1-100%
<b>SAFETIES</b>	0	0
<b>FINAL SCORE</b>	28	6
<b>TIME OF POSSESSION</b>	36:05	23:55

Los Angeles Chargers vs Dallas Cowboys  
11/23/2017 at AT&T Stadium

### Final Individual Statistics

Los Angeles Chargers													Dallas Cowboys																																																																																																		
RUSHING			ATT	YDS	AVG	LG	TD	RUSHING			ATT	YDS	AVG	LG	TD	RUSHING			ATT	YDS	AVG	LG	TD																																																																																								
M.Gordon	21	65	3.1	11	0	R.Smith	9	41	4.6	9	1	A.Ekeler	6	15	2.5	7	0	A.Morris	9	36	4.0	6	0	T.Benjamin	1	6	6.0	6	0	P.Rivers	5	-5	-1.0	0	0	R.Switzer	1	-4	-4.0	-4	0	Total	33	81	2.5	11	0	Total	20	79	4.0	9	1																																																										
PASSING			ATT	CMP	YDS	SK/YD	TD	LG	IN	RT	PASSING			ATT	CMP	YDS	SK/YD	TD	LG	IN	RT	PASSING			ATT	CMP	YDS	SK/YD	TD	LG	IN	RT																																																																															
P.Rivers	33	27	434	0/0	3	46	0	149.1	D.Prescott	27	20	179	2/11	0	38	2	60.6	Total	33	27	434	0/0	3	46	0	149.1	Total	27	20	179	2/11	0	38	2	60.6																																																																												
PASS RECEIVING			TAR	REC	YDS	AVG	LG	TD	PASS RECEIVING			TAR	REC	YDS	AVG	LG	TD	PASS RECEIVING			TAR	REC	YDS	AVG	LG	TD																																																																																					
K.Allen	14	11	172	15.6	42	1	J.Witten	7	7	44	6.3	8	0	H.Henry	5	5	76	15.2	27	1	T.Williams	5	4	54	13.5	38	0	A.Ekeler	3	3	55	18.3	38	0	D.Bryant	5	3	37	12.3	18	0	T.Benjamin	3	3	50	16.7	46	0	C.Beasley	3	2	19	9.5	12	0	M.Gordon	3	3	23	7.7	16	0	R.Smith	2	2	7	3.5	4	0	Ty.Williams	3	2	58	29.0	31	1	A.Morris	1	1	13	13.0	13	0	A.Gates	2	0	0	0.0	0	0	B.Butler	2	1	5	5.0	5	0	Total	33	27	434	16.1	46	3	Total	25	20	179	9.0	38	0
INTERCEPTIONS			NO	YDS	AVG	LG	TD	INTERCEPTIONS			NO	YDS	AVG	LG	TD	INTERCEPTIONS			NO	YDS	AVG	LG	TD																																																																																								
D.King	1	90	90.0	90	1	C.Hayward	1	0	0.0	0	0	Total	2	90	45.0	90	1	Total	0	0	0	0	0																																																																																								
PUNTING			NO	YDS	AVG	NET	TB	IN20	LG	PUNTING			NO	YDS	AVG	NET	TB	IN20	LG																																																																																												
Total	0	0	0	0	0	0	0	0	0	C.Jones	5	208	41.6	41.6	0	4	57	Total	5	208	41.6	41.6	0	4	57																																																																																						
PUNT RETURNS			NO	YDS	AVG	FC	LG	TD	PUNT RETURNS			NO	YDS	AVG	FC	LG	TD																																																																																														
T.Benjamin	0	0	0.0	2	0	0	[DOWNED]	1	0	0.0	0	0	[OUT OF BOUNDS]	2	0	0.0	0	0	0	Total	0	0	0.0	0	0	0																																																																																					
KICKOFF RETURNS			NO	YDS	AVG	FC	LG	TD	KICKOFF RETURNS			NO	YDS	AVG	FC	LG	TD																																																																																														
D.King	1	16	16.0	0	16	0	R.Switzer	4	102	25.5	0	33	0	[TOUCHBACK]	1	0	0.0	0	0	[TOUCHBACK]	2	0	0.0	0	0	0																																																																																					
Total	1	16	16.0	0	16	0	Total	4	102	25.5	0	33	0																																																																																																		
Los Angeles Chargers													Dallas Cowboys																																																																																																		
FUMBLES			FUM	LOST	OWN-REC	YDS	TD	FORCED	OPP-REC	YDS	TD	OUT-BDS	FUMBLES			FUM	LOST	OWN-REC	YDS	TD	FORCED	OPP-REC	YDS	TD	OUT-BDS																																																																																						
S.Pulley	1	0	0	-11	0	0	0	0	0	0	0	0	T.Frederick	1	0	0	0	0	0	0	0	0	0	0	P.Rivers	0	0	1	0	0	0	0	0	D.Prescott	0	0	1	0	0	0	0	0	Total	1	0	1	0	0	0	0	0	Total	1	0	1	0	0	0	0	0																																																			





# WEEK 13 RECAP - CHARGERS 19, BROWNS 10



The Los Angeles Chargers moved into a first-place tie in the AFC West Sunday after a 19-10 win over the Cleveland Browns at StubHub Center.

Donning the Chargers' throwback royal blue uniforms, quarterback Philip Rivers and wide receiver Keenan Allen did their best "Air Coryell" impression on alumni weekend. Rivers finished 31-of-43 for 344 yards and a touchdown that moved him into seventh place all-time in passing touchdowns. Allen caught 10 passes for 105 yards and a touchdown.

New Chargers kicker Travis Coons -- after missing a 38-yard field-goal attempt in the first quarter -- made one from 21 yards out in second quarter to put Los Angeles up 3-0.

Coons made a 40-yard field goal on the Chargers' next offensive possession, but the Browns quickly responded with a 28-yard touchdown from rookie quarterback DeShone Kizer to tight end David Njoku. Cleveland's five-play, 65-yard drive included a 28-yard reception from wide receiver Josh Gordon, who played in his first NFL regular-season game since 2014.

Coons converted on a 22-yard field goal as time expired -- his third of the quarter -- to give the Chargers a 9-7 lead at halftime.

Los Angeles opened the second half with a 10-play, 78-yard drive that ended with a seven-yard touchdown reception by Allen. Coons' extra point increased the Chargers lead to 16-7. Allen has 33 catches for 436 yards and four touchdowns in his last three games.

After exchanging field goals, the Browns drove deep into Chargers territory with under five minutes remaining in the game. On third-and-goal from the 15-yard line, defensive end Joey Bosa sacked Kizer, who fumbled. Linebacker Denzel Perryman recovered and the Chargers took over from their own 20. Bosa now has 11.5 sacks on the season.

Chargers safety Adrian Phillips intercepted Kizer and returned it nine yards with 1:14 remaining to put the game on ice.

Tight end Hunter Henry had 81 yards on seven receptions. Wide receiver Travis Benjamin caught four passes for 68 yards against his former team. Running back Melvin Gordon ran for 77 yards on 19 carries.

	1	2	3	4	OT	Total
VISITOR: Cleveland Browns	0	7	0	3	0	10
HOME: Los Angeles Chargers	0	9	10	0	0	19

### Scoring Plays

Team	Qtr	Time	Play Description (Extra Point) (Drive Info)	Visitor	Home
Chargers	2	9:03	T.Coons 21 yd. Field Goal (10-60, 4:25)	0	3
Chargers	2	3:45	T.Coons 40 yd. Field Goal (7-38, 3:29)	0	6
Browns	2	1:55	D.Njoku 28 yd. pass from D.Kizer (Z.Gonzalez kick) (5-65, 1:50)	7	6
Chargers	2	0:00	T.Coons 22 yd. Field Goal (11-75, 1:55)	7	9
Chargers	3	10:35	K.Allen 7 yd. pass from P.Rivers (T.Coons kick) (10-78, 4:25)	7	16
Chargers	3	1:02	T.Coons 27 yd. Field Goal (12-66, 7:03)	7	19
Browns	4	12:03	Z.Gonzalez 35 yd. Field Goal (11-58, 3:59)	10	19
Paid Attendance: 25,320				Time: 3:02	

Cleveland Browns vs Los Angeles Chargers  
12/3/2017 at StubHub Center

### Final Team Statistics

Cleveland Browns vs Los Angeles Chargers  
12/3/2017 at StubHub Center

### Final Individual Statistics

	Visitor Browns	Home Chargers
<b>TOTAL FIRST DOWNS</b>	17	23
By Rushing	7	4
By Passing	7	19
By Penalty	3	0
<b>THIRD DOWN EFFICIENCY</b>	5-11-45%	8-15-53%
<b>FOURTH DOWN EFFICIENCY</b>	0-1-0%	1-1-100%
<b>TOTAL NET YARDS</b>	291	429
Total Offensive Plays (inc. times thrown passing)	57	69
Average gain per offensive play	5.1	6.2
<b>NET YARDS RUSHING</b>	89	94
Total Rushing Plays	22	25
Average gain per rushing play	4.0	3.8
Tackles for a loss-number and yards	6-10	6-15
<b>NET YARDS PASSING</b>	202	335
Times thrown - yards lost attempting to pass	3-13	1-9
Gross yards passing	215	344
<b>PASS ATTEMPTS-COMPLETIONS-HAD INTERCEPTED</b>	32-15-1	43-31-0
Avg gain per pass play (inc.# thrown passing)	5.8	7.6
<b>KICKOFFS Number-In End Zone-Touchbacks</b>	3-0-0	5-4-3
<b>PUNTS Number and Average</b>	3-39.0	2-36.5
Had Blocked	0	0
<b>FGs - PATs Had Blocked</b>	0-0	0-0
<b>Net Punting Average</b>	36.0	30.5
<b>TOTAL RETURN YARDAGE (Not Including Kickoffs)</b>	12	18
No. and Yards Punt Returns	1-12	1-9
No. and Yards Kickoff Returns	2-51	3-82
No. and Yards Interception Returns	0-0	1-9
<b>PENALTIES Number and Yards</b>	4-24	5-62
<b>FUMBLES Number and Lost</b>	1-1	2-0
<b>TOUCHDOWNS</b>	1	1
Rushing	0	0
Passing	1	1
<b>EXTRA POINTS Made-Attempts</b>	1-1	1-1
Kicking Made-Attempts	1-1	1-1
<b>FIELD GOALS Made-Attempts</b>	1-1	4-5
<b>RED ZONE EFFICIENCY</b>	0-2-0%	1-4-25%
<b>GOAL TO GO EFFICIENCY</b>	0-1-0%	1-3-33%
<b>SAFETIES</b>	0	0
<b>FINAL SCORE</b>	10	19
<b>TIME OF POSSESSION</b>	25:03	34:57

Cleveland Browns										Los Angeles Chargers												
RUSHING		ATT	YDS	AVG	LG	TD	RUSHING		ATT	YDS	AVG	LG	TD									
D.Kizer		5	46	9.2	17	0	M.Gordon		19	77	4.1	29	0									
I.Crowell		10	41	4.1	16	0	A.Ekeler		4	19	4.8	9	0									
D.Johnson Jr.		7	2	0.3	4	0	P.Rivers		2	-2	-1.0	-1	0									
Total		22	89	4.0	17	0	Total		25	94	3.8	29	0									
PASSING		ATT	CMP	YDS	SK/YD	TD	LG	IN	RT	PASSING		ATT	CMP	YDS	SK/YD	TD	LG	IN	RT			
D.Kizer		32	15	215	3/13	1	39	1	66.5	P.Rivers		43	31	344	1/9	1	39	0	103.2			
Total		32	15	215	3/13	1	39	1	66.5	Total		43	31	344	1/9	1	39	0	103.2			
PASS RECEIVING		TAR	REC	YDS	AVG	LG	TD	PASS RECEIVING		TAR	REC	YDS	AVG	LG	TD							
J.Gordon		11	4	85	21.3	39	0	K.Allen		14	10	105	10.5	26	1							
D.Njoku		6	4	74	18.5	33	1	H.Henry		9	7	81	11.6	25	0							
S.DeValve		3	2	33	16.5	25	0	T.Benjamin		6	4	68	17.0	39	0							
D.Johnson Jr.		4	2	10	5.0	11	0	M.Gordon		4	4	29	7.3	14	0							
K.Britt		3	2	10	5.0	7	0	A.Gates		4	3	32	10.7	12	0							
I.Crowell		1	1	3	3.0	3	0	A.Ekeler		3	2	21	10.5	16	0							
C.Coleman		4	0	0	0.0	0	0	Ty.Williams		3	1	8	8.0	8	0							
Total		32	15	215	14.3	39	1	Total		43	31	344	11.1	39	1							
INTERCEPTIONS		NO	YDS	AVG	LG	TD	INTERCEPTIONS		NO	YDS	AVG	LG	TD									
Total		0	0	0	0	0	A.Phillips		1	9	9.0	9	0									
							Total		1	9	9.0	9	0									
PUNTING		NO	YDS	AVG	NET	TB	IN20	LG	PUNTING		NO	YDS	AVG	NET	TB	IN20	LG					
B.Colquhitt		3	117	39.0	36.0	0	1	44	D.Kaser		2	73	36.5	30.5	0	1	42					
Total		3	117	39.0	36.0	0	1	44	Total		2	73	36.5	30.5	0	1	42					
PUNT RETURNS		NO	YDS	AVG	FC	LG	TD	PUNT RETURNS		NO	YDS	AVG	FC	LG	TD							
D.Johnson Jr.		1	12	12.0	0	12	0	T.Benjamin		1	9	9.0	0	9	0							
[DOWNED]		1	0	0.0	0	0	0	[DOWNED]		1	0	0.0	0	0	0							
								[OUT OF BOUNDS]		1	0	0.0	0	0	0							
Total		1	12	12.0	0	12	0	Total		1	9	9.0	0	9	0							
KICKOFF RETURNS		NO	YDS	AVG	FC	LG	TD	KICKOFF RETURNS		NO	YDS	AVG	FC	LG	TD							
M.Daves		2	51	25.5	0	32	0	D.King		3	82	27.3	0	44	0							
[TOUCHBACK]		3	0	0.0	0	0	0	Total		3	82	27.3	0	44	0							
Total		2	51	25.5	0	32	0	Total		3	82	27.3	0	44	0							
Cleveland Browns										Los Angeles Chargers												
FUMBLES		FUM	LOST	OWN-REC	YDS	TD	FORCED	OPP-REC	YDS	TD	FUMBLES		FUM	LOST	OWN-REC	YDS	TD	FORCED	OPP-REC	YDS	TD	OUT-BDS
D.Kizer		1	1	0	0	0	0	0	0	0	0	K.Allen		1	0	0	0	0	0	0	0	0
N.Orchard		0	0	0	0	0	0	1	0	0	0	P.Rivers		1	0	0	0	0	0	0	0	0
J.Schobert		0	0	0	0	0	0	1	0	0	0	H.Henry		0	0	1	0	0	0	0	0	0
Total		1	1	0	0	0	0	2	0	0	0	R.Olujung		0	0	1	0	0	0	0	0	0
												J.Bosa		0	0	0	0	0	1	0	0	0
												D.Perryman		0	0	0	0	0	1	0	0	0
												Total		2	0	2	0	0	1	1	0	0







### HAYES PULLARD

Linebacker	Waivers (Jax) - '17
6-0, 235	USC
3rd NFL Season	Crenshaw
1st with Chargers	Inglewood, Calif.


# 50

**TRANSACTION HISTORY:** Drafted by Cleveland in the seventh round (219th overall) of the 2015 Draft ... waived on Sept. 5 2015 ... signed by Cleveland to the practice squad on Sept. 6 2015 ... signed from practice squad to Jacksonville's active roster on Oct. 28, 2015 ... waived Sept. 3, 2017...claimed by Chargers Sept. 4, 2017.

**2016:** Played in all 16 games on special teams and at linebacker...totaled nine tackles, including five solo stops. **2015:** Spent the first seven weeks of the 2015 season on Cleveland's practice squad ... played eight games with two starts at WLB and totaled 19 tackles (13 solo), including one tackle for loss ... added five special teams tackles.

**COLLEGE:** Started all but one of his 52 career games played at USC ... totaled 377 career tackles, 17 passes defended, six sacks, three forced fumbles and three interceptions ... earned All-Pac-12 honors all four years ... team captain as a junior ... led the team in total tackles for three seasons, becoming the first player to do so since 1979 ... as a senior in 2014, was a semifinalist for the Butkus Award, given to the top linebacker in the nation ... recipient of USC's Trojan Commitment Award ... graduated from USC with a degree in policy, planning and development.

**PERSONAL:** Attended Crenshaw High School in Los Angeles ... totaled 66 tackles, two sacks, one interception, one pass defended, one forced fumble and one fumble recovery ... carried 63 times for 507 yards and nine TDs at running back ... also played basketball and ran track ... given name is Hayes Joseph Pullard III ... native of Los Angeles ... father, Hayes Jr., played for the Los Angeles Lakers ... uncle, Robert, competed as a pole vaulter in the 1976 Olympics.



### MICHAEL SCHOFIELD

Guard	Waivers (Denver) - '17
6-6, 301	Michigan
4th NFL Season	Carl Sandburgh
1st with Chargers	Orland Park, Ill.

# 78

**TRANSACTION HISTORY:** Signed by Denver as a draft choice June 3, 2014...waived Sept. 2, 2017...claimed by Chargers Sept. 3, 2017.

**2016:** Schofield opened all 16 games at right guard while also seeing action at left and right tackle... Opened at right guard vs. Ind. (9/18) before moving outside to right tackle in the first quarter... Started at right guard (54 snaps) and also played left tackle (13 snaps) at Cin. (9/25)... Opened the game at right guard and also played right tackle vs. Atl. (10/9). **2015:** Schofield started all 13 regular-season games played and all three postseason contests at right tackle... Made his NFL debut and first start at right tackle vs. Min. (10/4). **2014:** Selected by the Broncos in the third round (95th overall) of the 2014 NFL Draft, Schofield spent his entire rookie year on Denver's active roster but did not see any game action.

**COLLEGE:** Schofield appeared in all 52 possible games during his career at the University of Michigan, making 26 starts at right tackle and opening another 10 contests at left guard... Delivered 31 touchdown-resulting blocks for the Wolverines' rushing attack during his three seasons (2011-13) as a starter... Named second-team All-Big Ten Conference from NFL Draft Report after starting all 13 games at right tackle as senior and helping the Wolverines rank second in the Big Ten Conference with just 17 sacks allowed on the season... Posted 67 knock-downs and 10 touchdown-resulting blocks during his senior campaign... Started all 13 games at right tackle for the Wolverines his junior year and tallied 84 knockdowns to go along with 11 touchdown-resulting blocks... Opened 10-of-13 games at left guard his sophomore year for the Sugar Bowl champion Wolverines... Blocked for a rushing offense that ranked second in the Big Ten (13th in the nation) with 221.9 yards per game and featured a pair of 1,000-yard rushers (Dennard Robinson and Fitzgerald Toussaint)... Appeared in all 13 games for Michigan as a redshirt freshman.

**PERSONAL:** Schofield attended Carl Sandburgh High School in Orland Park, Ill., where he was a three-year starter at offensive tackle... Allowed zero sacks as a senior team captain and was named the offense's most valuable player while also pacing the defense with 83 tackles... Majored in physical education at Michigan... Earned the Wolverines' Athletic Achievement Award during his redshirt season in 2009... Last name is pronounced SKO-field... Michael Ross Schofield III was born on Nov. 15, 1990, in Orland Park, Ill.



### MICHAEL OLA

Tackle	Free Agent - '17
6-5, 312	Hampton
4th NFL Season	Riverdale
2nd with Chargers	Riverdale, Ga.

# 74

**TRANSACTION HISTORY:** Signed by the Miami Dolphins on January 15, 2014... Claimed off waivers by the Chicago Bears on May 28, 2014...Signed by the Chargers to the practice squad on Sept. 7, 2015... Waived by the Chargers on Oct. 5, 2015... Waived by the Chargers on Oct. 19, 2015...Claimed off waivers by the Detroit Lions on Oct. 20, 2015...Cut by the Lions on Sept. 3, 2016...Signed to the Seattle Seahawks practice squad on Sept. 13, 2016...Signed to the New York Giants practice squad on Sept. 21, 2016...Calimed off the Giants practice squad by the Buffalo Bills on Sept. 28, 2016...Cut by the Bills on Sept. 6, 2017...Signed by the Chargers on Oct. 24, 2017.

**CAREER:** Has played in 29 career games with 19 starts...Played in six games for the Bills in 2016...Started in seven games and played in nine for the Detroit Lions in 2015...Appeared in one game for the Chargers in 2015...Played in 13 games and started in 12 in 2014 for the Chicago Bears.

**COLLEGE:** A three-year starter at Hampton, Ola finished his college career with 32 starts in 38 games ... Started all but one game in his final three seasons at Hampton ... Appeared in five games as a redshirt freshman, playing on both the offensive line and defensive line.

**PERSONAL:** Attended Riverdale High School in Riverdale, Ga. Earned a varsity letter in final two seasons, and helped lead the team to consecutive playoff appearances in 2004 and 2005 ... Born April 19, 1998 in Riverdale, Ga. ... Michael is the son of Pam and Edward Talibi ... Has three siblings named Dami, Oyin and Funmi ... Married to Charlene Ola and has a daughter Rachel Michelle ... Michael graduated from Hampton with a degree in psychology.





### TRAVIS COONS

Kicker	Free Agent - '17
6-1, 200	Washington
2nd NFL Season	Alta Loma
1st with Chargers	Alta Loma, Calif.

5

**TRANSACTION HISTORY:** Originally signed by the Tennessee Titans as an undrafted free agent on May 12, 2014...Waived by the Titans on Sept. 1, 2014...Signed by the Cleveland Browns on Dec. 30, 2014...Waived by the Browns on Aug. 29, 2016...Signed by the Los Angeles Rams on Aug. 11, 2017...Waived by the Rams on Sept. 2, 2017...Signed to the Los Angeles Chargers practice squad on Nov. 29, 2017...Added to Chargers active roster on Dec. 2, 2017.

**2015:** Converted 28 of 32 FGs (87.5 pct.) and 22 of 24 PATs (91.7)...Set an NFL record with 18 consecutive FGs to begin his career...Became the first Browns K to make 18 consecutive FGs to open season since 2012 (Phil Dawson, 23 to open season)...(10/4) at SD: Perfect on four field goals (36, 28, 33, 40)...(10/11) at Bal.: In 33-30 OT win, perfect on four FGs (43, 43, 37, 32), including game-winning 32-yarder in overtime...(10/18) vs. Den.: Kicked 26-yard FG with 1:30 to play in regulation to help force overtime...(1/3/16) vs. Pit.: Perfect on four FGs (29, 39, 33, 29), tying career best.

**COLLEGE:** Played in 26 games in two years at Washington...Named second-team All-Pac-12 as a punter and honorable mention All-PAC-12 as a kicker in his final year...Connected on 24 of 30 career field goal attempts (80.0 percent)...Also averaged 40.1 yards on 116 punts...Spent two years at Mt. San Antonio College and helped the Mounties to a 10-2 overall record, the Southern California championship and a trip to the California state title game...Majored in American ethics studies.

**PERSONAL:** Given name is Travis Charles Coons...A native of Alta Loma, Calif...Grew up working for his father's construction company...High School: Attended Alta Loma (Calif.) High School...Also played soccer.



### JEFF CUMBERLAND

Tight End	Free Agent - '16
6-4, 260	Illinois
8th NFL Season	Brookhaven HS
2nd with Chargers	Columbus, Ohio

87

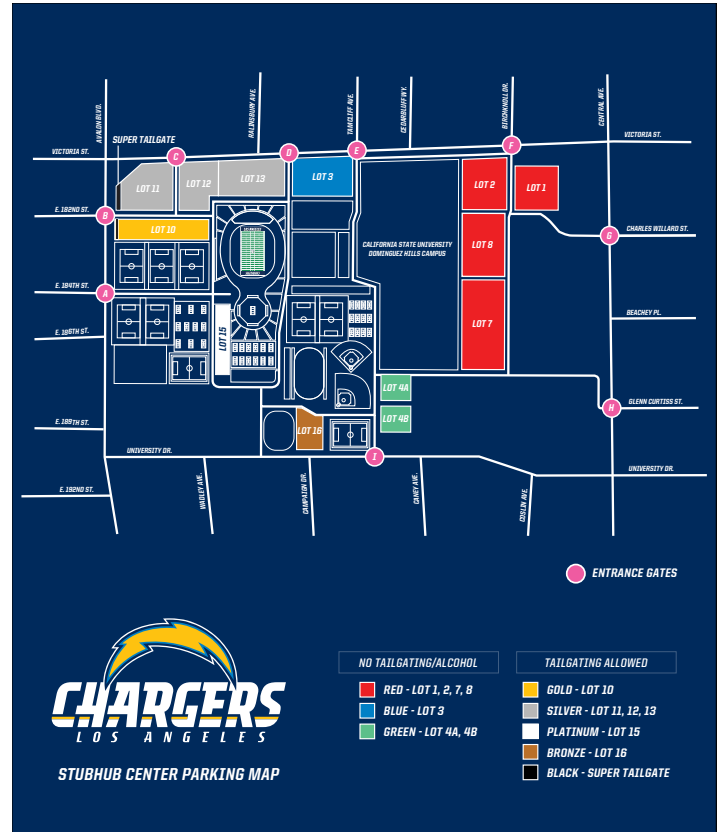
**TRANSACTION HISTORY:** Signed with New York Jets as undrafted free agent, April 30, 2010...re-signed with Jets, April 9, 2013 and May 10, 2014...contract expired March 9, 2016...signed one-year contracts with Chargers, April 6, 2016, and April 12, 2017...released Sept. 2, 2017...resigned Nov. 7, 2017.

**2016:** Spent season on "Reserve-Injured" due to Achilles injury in second preseason game. **2015:** Season-long 44-yard catch Nov. 8 vs. Jacksonville. **2014:** Ten-yard touchdown catch Oct. 16 at New England...20-yard TD catch to tie game 7-7 in second quarter Dec. 21 vs. Patriots...Dec. 28 at Miami, 23-yard TD catch for 34-24 lead with 3:22 left in game. **2013:** Season-long TD catch (34 yards) Sept. 29 at Tennessee...season-high 79 yards, season-long 47-yard catch, and 20-yard TD catch for 10-7 lead in 30-28 win at Atlanta Oct. 7...13-yard TD catch Nov. 17 at Buffalo and eight-yarder Dec. 15 at Carolina. **2012: Ed Block Courage Award**...first NFL touchdown catch (27 yards) Oct. 8 vs. Houston...Jets' only touchdown (1 yard) in 7-6 win over Arizona Dec. 2...17-yard TD catch Dec. 17 at Tennessee. **2011:** Injured Achilles Sept. 25 at Oakland...placed on "Reserve-Injured" Sept. 26. **2010:** NFL debut Jan. 2 vs. Buffalo.

**COLLEGE:** Honorable mention Freshman All-America by Sporting News in 2006...finished career with 59 catches for 1,001 yards and 11 touchdowns...played at Illinois from 2006-09...sport management major.

**PERSONAL:** Born in Columbus, Ohio...All-America and All-Ohio at Brookhaven High in Columbus...selected to play in Ohio North/South Classic...state track qualifier in 100 meters and 4x100 and 4x200-meter relays.





**GAME-DAY MEDIA PARKING:** Media attending Chargers home games have been assigned reserved areas to park at StubHub Center. Please refer to the map on the back of your assigned parking permit. The majority of media parking will be in Lot 6 off of Victoria St. Media must park in the assigned area and display parking permits at all times. As a reminder, parking is limited and is being provided as a courtesy.

**MEDIA ENTRANCE:** All credentialed media must enter through SE Media Gate and are subject to search procedures. Please be prepared to open all cases and bags for inspection by stadium security personnel. All items will be inspected and tagged for security purposes. Please make sure bags are identifiable and limit carry-in items to only what is necessary. Remove any security tags from prior games.

**RADIO AFFILIATES:** Chargers radio broadcasts throughout the season will be able to be heard across 11 radio stations from Southern California to Nevada. Fans can listen in English on **KGB-FM** and **KLSD AM** (San Diego), **KNWZ** (Palm Springs), **KALZ** (Fresno), **KBFP** (Bakersfield), **KNWH-FM** (Yucca Valley), **KRLV-FM** (Las Vegas), **KRAK-AM** (Victorville/Hesperia), **KATY-FM** (San Bernardino) and **KPLY-AM** (Reno). Spanish broadcasts can be heard on **XHFG-FM** (San Diego).

## MEDIA SCHEDULE

### WEDNESDAY, Dec. 6

Anthony Lynn (11:15 a.m.)/Ken Whisenhunt/Philip Rivers  
Open Locker Room (11:30 – 12:15 p.m.)  
Media Viewing (12:45 p.m.)

### THURSDAY, Dec. 7

Anthony Lynn (11:15 a.m.)/Gus Bradley/Defensive Player  
Open Locker Room (11:30 – 12:15 p.m.)  
Media Viewing (12:45 p.m.)

### FRIDAY, Dec. 8

Media Viewing (11:05 a.m.)  
Anthony Lynn (12:25 p.m.)  
Open Locker Room (12:25 – 1:10 p.m.)

*All times are approximate and subject to change*



## LOS ANGELES CHARGERS PUBLIC RELATIONS CONTACTS



NAME	TITLE	PHONE	EMAIL
Josh Rupprecht	Vice President, Public Relations	657.356.2190	Josh.Rupprecht@Chargers.NFL.com
Skip Powers	Senior Manager, Football Public Relations	657.356.2159	Skip.Powers@Chargers.NFL.com
Jennifer Rojas	Senior Manager, Corporate Public Relations	657.356.2162	Jennifer.Rojas@Chargers.NFL.com
Jamaal LaFrance	Manager, Public Relations	657.356.2063	Jamaal.LaFrance@Chargers.NFL.com
Brock Anderson	Coordinator, Public Relations	657.356.2082	Brock.Anderson@Chargers.NFL.com
Lauren Meyer	Season Intern, Public Relations	657.356.2161	Lauren.Meyer@Chargers.NFL.com







***PLAYER  
CAPSULES***





# CHARGERS REGULAR-SEASON SINGLE-GAME CAREER HIGHS



## S Jahleel Addae

Tackles ..... 11, vs. Philadelphia, Oct. 1, 2017  
Sacks ..... 1.0 (three times), Last: at Oakland, Dec. 24, 2015  
Interceptions ..... 1, vs. Kansas City, Jan. 1, 2017

## WR Keenan Allen

Receptions ..... 15, vs. Detroit, Sept. 13, 2015  
Receiving Yards ..... 172, at Dallas, Nov. 23, 2017  
Longest Reception ..... 50, vs. Philadelphia, Oct. 1, 2017  
Receiving Touchdowns ..... 2 (five times), Last: vs. Buffalo, Nov. 19, 2017

## WR Travis Benjamin

Receptions ..... 9, vs. Denver, Oct. 18, 2015  
Receiving Yards ..... 117 (twice), Last: at Oakland, Oct. 9, 2016  
Longest Reception ..... 69t, vs. Washington, Dec. 16, 2012  
Receiving Touchdowns ..... 2 (three times), Last: vs. Jacksonville, Sept. 18, 2016  
Rushing Attempts ..... 2 (twice), Last: at New England, Oct. 29, 2017  
Rushing Yards ..... 45, vs. Detroit, Oct. 13, 2013  
Longest Rush ..... 45, vs. Detroit, Oct. 13, 2013  
Punt Returns ..... 7, vs. Buffalo, Oct. 3, 2013  
Punt Return Yards ..... 179, vs. Buffalo, Oct. 3, 2013  
Punt Return Long ..... 93t, vs. Kansas City, Dec. 9, 2012  
Punt Return Touchdowns ..... 1 (four times), Last: vs. Denver, Oct. 22, 2017

## DE Joey Bosa

Tackles ..... 9, vs. Kansas City, Sept. 24, 2017  
Sacks ..... 2.0 (four times), Last: vs. Denver, Oct. 22, 2017

## S Tre Boston

Tackles ..... 9, vs. Tampa Bay, Dec. 14, 2014  
Sacks ..... 1.0 (twice), Last: vs. Tampa Bay, Oct. 10, 2016  
Interceptions ..... 2, at Jacksonville, Nov. 12, 2017  
Interception Return Yards ..... 84, at Atlanta, Dec. 28, 2014  
Longest Interception Return ..... 84t, at Atlanta, Dec. 28, 2014

## OLB Jatavis Brown

Tackles ..... 15, at Denver, Sept. 11, 2017  
Sacks ..... 1.0 (three times), Last: vs. Denver, Oct. 13, 2016

## RB Austin Ekeler

Rushing Attempts ..... 10, at Jacksonville, Nov. 12, 2017  
Rushing Yards ..... 42, at Jacksonville, Nov. 12, 2017  
Longest Rush ..... 35t, vs. Philadelphia, Oct. 1, 2017  
Rushing Touchdowns ..... 1, vs. Philadelphia, Oct. 1, 2017  
Receptions ..... 5, at Jacksonville, Nov. 12, 2017  
Receiving Yards ..... 77, at Jacksonville, Nov. 12, 2017  
Longest Reception ..... 28t, at Jacksonville, Nov. 12, 2017  
Receiving Touchdowns ..... 2, at Jacksonville, Nov. 12, 2017  
Yards From Scrimmage ..... 119, at Jacksonville, Nov. 12, 2017

## OLB Kyle Emanuel

Tackles ..... 7, vs. Kansas City, Jan. 1, 2017  
Sacks ..... 1.0 (twice), Last: at Jacksonville, Nov. 12, 2017  
Interceptions ..... 1, vs. Detroit, Sept. 13, 2015

## TE Antonio Gates

Receptions ..... 13, vs. Miami, Dec. 11, 2005  
Receiving Yards ..... 167, at Cleveland, Dec. 6, 2009  
Longest Reception ..... 72t, at Cleveland, Dec. 19, 2004  
Receiving Touchdowns ..... 3 (three times), Last: vs. Seattle, Sept. 14, 2014

## RB Melvin Gordon

Rushing Attempts ..... 32, vs. Tennessee, Nov. 6, 2016  
Rushing Yards ..... 196, vs. Tennessee, Nov. 6, 2016  
Longest Rush ..... 87t, at New England, Oct. 29, 2017  
Rushing Touchdowns ..... 2 (three times), Last: at Atlanta, Oct. 23, 2016  
Receptions ..... 9, at Oakland, Oct. 15, 2017  
Receiving Yards ..... 67, at Oakland, Oct. 15, 2017  
Longest Reception ..... 35, vs. Tennessee, Nov. 6, 2016  
Receiving Touchdowns ..... 2, at New York Giants, Oct. 8, 2017  
Yards From Scrimmage ..... 261, vs. Tennessee, Nov. 6, 2016

## CB Casey Hayward

Tackles ..... 9, vs. Chicago, Nov. 4, 2013  
Interceptions ..... 2 (three times), Last: vs. Buffalo, Nov. 19, 2017  
Interception Return Yards ..... 82, vs. Chicago, Nov. 9, 2014  
Longest Interception Return ..... 82t, vs. Chicago, Nov. 9, 2014

## TE Hunter Henry

Receptions ..... 7 (twice), Last: vs. Cleveland, Dec. 3, 2017  
Receiving Yards ..... 90, at Oakland, Oct. 15, 2017  
Longest Reception ..... 59, at Oakland, Oct. 9, 2016  
Receiving Touchdowns ..... 1 (11 times), Last: at Dallas, Nov. 23, 2017

## DE Melvin Ingram

Tackles ..... 10 (twice), Last: at Atlanta, Oct. 23, 2016  
Sacks ..... 3.0, vs. Kansas City, Sept. 24, 2017

## P Drew Kaser

Punts ..... 10, at Jacksonville, Nov. 12, 2017  
Punting Yards ..... 485, at Jacksonville, Nov. 12, 2017  
Gross Average ..... 57.0, at Denver, Oct. 30, 2016  
Longest Punt ..... 69 (twice), Last: vs. Denver, Oct. 22, 2017  
Punts Inside-the-20 ..... 4, vs. Denver, Oct. 13, 2016  
Net Average ..... 49.0, vs. Miami, Nov. 13, 2016

## CB Desmond King

Tackles ..... 6, vs. Cleveland, Dec. 3, 2017  
Sacks ..... 1.0 (three times), Last: vs. Cleveland, Dec. 3, 2017  
Interceptions ..... 1, at Dallas, Nov. 23, 2017  
Interception Return Yards ..... 90, at Dallas, Nov. 23, 2017  
Longest Interception Return ..... 90t, at Dallas, Nov. 23, 2017

## DT Corey Liuget

Tackles ..... 8, vs. Oakland, Dec. 18, 2016  
Sacks ..... 2.0 (twice), Last: at Jacksonville, Oct. 20, 2013

## DE Chris McCain

Tackles ..... 6, vs. Denver, Oct. 22, 2017  
Sacks ..... 2.0, vs. Denver, Oct. 22, 2017

## NT Brandon Mebane

Tackles ..... 7 (three times), Last: vs. New Orleans, Oct. 2, 2016  
Sacks ..... 2.0, vs. Green Bay, Sept. 24, 2012  
Interceptions ..... 1, at Oakland, Oct. 9, 2016  
Interception Return Yards ..... 5, at Oakland, Oct. 9, 2016

## RB Branden Oliver

Rushing Attempts ..... 26, at Oakland, Oct. 12, 2014  
Rushing Yards ..... 114, vs. New York Jets, Oct. 5, 2014  
Longest Rush ..... 52, vs. New York Jets, Oct. 5, 2014  
Rushing Touchdowns ..... 1 (three times), Last: at Kansas City, Dec. 28, 2014  
Receptions ..... 7, at Denver, Oct. 23, 2014  
Receiving Yards ..... 68, vs. New York Jets, Oct. 5, 2014  
Longest Reception ..... 50, vs. New York Jets, Oct. 5, 2014  
Receiving Touchdowns ..... 1, vs. New York Jets, Oct. 5, 2014  
Yards From Scrimmage ..... 182, vs. New York Jets, Oct. 5, 2014

## DT Tenny Palepoi

Tackles ..... 5 (twice), Last: vs. Philadelphia, Oct. 1, 2017  
Sacks ..... 1.0, at Dallas, Nov. 23, 2017

## ILB Denzel Perryman

Tackles ..... 15 (twice), Last: at Oakland, Dec. 24, 2015  
Sacks ..... 1.0 (four times), Last: at Cleveland, Dec. 24, 2016  
Interceptions ..... 1, at Atlanta, Oct. 23, 2016  
Interception Return Yards ..... 1, at Atlanta, Oct. 23, 2016

## S Adrian Phillips

Tackles ..... 12, at New England, Oct. 29, 2017  
Interceptions ..... 1 (three times), Last: at Denver, Sept. 11, 2017  
Interception Return Yards ..... 39, at Denver, Jan. 3, 2016  
Longest Interception Return ..... 39, at Denver, Jan. 3, 2016

## DT Darius Philon

Tackles ..... 5 (twice), Last: at New York Giants, Oct. 8, 2017  
Sacks ..... 1.0 (five times), Last: vs. Cleveland, Dec. 3, 2017

## ILB Hayes Pullard

Tackles ..... 13, at New England, Oct. 29, 2017  
Interceptions ..... 1, at Oakland, Oct. 15, 2017  
Interception Return Yards ..... 1, at Oakland, Oct. 15, 2017

## QB Philip Rivers

Pass Attempts ..... 65, at Green Bay, Oct. 18, 2015  
Completions ..... 43, at Green Bay, Oct. 18, 2015  
Completion Percentage ..... 90.0, vs. Kansas City, Nov. 1, 2012  
Passing Yards ..... 503, at Green Bay, Oct. 18, 2015  
Longest Pass ..... 81t, vs. Baltimore, Sept. 20, 2009  
Passing Touchdowns ..... 4 (nine times), Last: at Oakland, Oct. 9, 2016  
Interceptions ..... 4 (twice), Last: vs. Miami, Nov. 13, 2016  
Passer Rating ..... 151.4, at Denver, Oct. 7, 2007

## NT Damion Square

Tackles ..... 7 (twice), Last: at Cleveland, Dec. 24, 2016  
Sacks ..... 2.0, at Cleveland, Dec. 24, 2016

## ILB Corey Toomer

Tackles ..... 14, at Houston, Nov. 27, 2016  
Sacks ..... 1.0, at Cleveland, Dec. 24, 2016  
Interceptions ..... 1, vs. Buffalo, Nov. 19, 2017  
Interception Return Yards ..... 59, vs. Buffalo, Nov. 19, 2017  
Longest Interception Return ..... 59t, vs. Buffalo, Nov. 19, 2017

## WR Mike Williams

Receptions ..... 5, vs. Buffalo, Nov. 19, 2017  
Receiving Yards ..... 38, vs. Buffalo, Nov. 19, 2017

## CB Trevor Williams

Tackles ..... 8, at New England, Oct. 29, 2017  
Interceptions ..... 1 (twice), Last: vs. Buffalo, Nov. 19, 2017

## WR Tyrell Williams

Receptions ..... 8, at Houston, Nov. 27, 2016  
Receiving Yards ..... 140, at Atlanta, Oct. 23, 2016  
Longest Reception ..... 80t, at Denver, Jan. 3, 2016  
Receiving Touchdowns ..... 1 (10 times), Last: at Dallas, Nov. 23, 2017



# 37 JAHLEEL ADDAE

**POSITION:** Safety  
**HEIGHT:** 5-10  
**WEIGHT:** 195  
**BORN:** January 24, 1990  
**COLLEGE:** Central Michigan  
**HOMETOWN:** Valrico, Fla.  
**HIGH SCHOOL:** Riverview High  
**EXPERIENCE:** 5th Year (5th Chargers)  
**ACQUIRED:** Free Agent — 2013  
**CAREER GP/GS:** 60/39  
**PLAYOFFS GP/GS:** 2/1



**2017:** Started all 12 games at SS...Ranks second on the team in defensive snaps, appearing on 798 of 814 plays...Totaled a team-high 80 tackles (61 solo), seven tackles for loss and eight passes defended...Part of the only secondary to not allow more than 245 gross passing yards in a game during the first seven weeks of the season...Reached 250 tackles for his career...Posted eight games with seven-plus tackles...**at Denver (Sept. 11):** Started at SS, playing all 69 defensive plays, joining fellow S Tre Boston as the only Chargers defenders to do so...Appeared on six special teams plays...Posted two tackles (one solo), including a tackle for loss...The game marked his third-straight career start in a season opener...**vs. Miami (Sept. 17):** Appeared on 66 of 68 defensive plays after starting at SS, totaling seven tackles (all solo)...The seven tackles tied for the most on the team and were a team-high for solo stops...Marked the 50th game played of his career...Chipped in with five plays on special teams...**vs. Kansas City (Sept. 24):** Started the 30th game of his career at SS, playing all 53 defensive snaps and adding five on special teams...Was one of five Los Angeles defenders to play 100 percent of the defensive plays...Posted seven tackles (five solo), the most among Chargers defensive backs...**vs. Philadelphia (Oct. 1):** Led the defense with a career-high 11 tackles (seven solo) after registering his fourth start of the season at SS...Was on the field for 79 defensive snaps, which tied for the team high with Boston...**at New York Giants (Oct. 8):** Started at SS and appeared on all 70 defensive plays, joining fellow S Tre Boston, CB Casey Hayward and CB Trevor Williams as the only Los Angeles defenders to do so...Registered eight tackles (four solo), a tackle for loss and a pass defended...**at Oakland (Oct. 15):** Appeared on all 58 defensive plays and five on special teams after opening the game at SS...Registered four tackles (three solo) and a pass defended...Broke up a would-be-TD pass from QB Derek Carr on third-and-two to force an Oakland field goal...**vs. Denver (Oct. 22):** Appeared in the 55th game of his career, starting at SS and playing all 64 plays on defense...Posted a team-high nine tackles (six solo), a tackle for loss and two passes defended...Brought his career total to 10 tackles for loss and passed 190 career solo stops...Posted the tackle for loss in the first quarter, bringing down

## 2017, LOS ANGELES CHARGERS

Date	Opp.	Res.	Games		Tackles					Interceptions				Fumbles				
			P/S	Tot	So	As	Sk	Yd	TFL	No.	Yd	Lg	TD	PD	FF	FR		
09/11	at Den	L	1/1	2	1	1	0	0	0	1	0	0	-	0	0	0	0	
09/17	Mia	L	1/1	7	7	0	0	0	0	0	0	0	-	0	0	0	0	
09/24	KC	L	1/1	7	5	2	0	0	0	0	0	0	-	0	0	0	0	
10/01	Phi	L	1/1	11	7	4	0	0	0	0	0	0	-	0	0	0	0	
10/08	at NYG	W	1/1	8	4	4	0	0	0	1	0	0	-	0	1	0	0	
10/15	at Oak	W	1/1	4	3	1	0	0	0	0	0	0	-	0	1	0	0	
10/22	Den	W	1/1	9	6	3	0	0	0	1	0	0	-	0	2	0	0	
10/29	at NE	L	1/1	8	8	0	0	0	0	2	0	0	-	0	1	0	0	
11/12	at Jax	L (OT)	1/1	8	6	2	0	0	0	2	0	0	-	0	0	0	0	
11/19	Buf	W	1/1	3	3	0	0	0	0	0	0	0	-	0	0	0	0	
11/23	at Dal	W	1/1	7	6	1	0	0	0	0	0	0	-	0	0	0	0	
12/03	Cle	W	1/1	6	5	1	0	0	0	0	0	0	-	0	3	0	0	
12/10	Was																	
12/16	at KC																	
12/24	at NYJ																	
12/31	Oak																	
<b>'17 TOTALS</b>				<b>6-6</b>	<b>12/12</b>	<b>80</b>	<b>61</b>	<b>19</b>	<b>0</b>	<b>0</b>	<b>7</b>	<b>0</b>	<b>0</b>	<b>-</b>	<b>0</b>	<b>8</b>	<b>0</b>	<b>0</b>

RB Jamaal Charles for a two-yard loss on third-and-one to force a Denver punt...**at New England (Oct. 29):** Started at SS, the 35th start of his career, and played all 86 defensive snaps, the lone Los Angeles defender to do so...Posted eight solo tackles, bringing his career total to 250...Added two tackles for loss and a pass defended...Registered the breakup trailing TE Rob Gronkowski on a seam-route before diving to tip the pass away...**at Jacksonville (Nov. 12):** Opened the game at SS and played all 84 defensive snaps, the only Chargers defender to do so...Added three plays on special teams...Finished with eight tackles (six solo) and two tackles for loss...It marked his third straight game with eight-plus tackles...**vs. Buffalo (Nov. 19):** Posted three solo tackles after opening the game at SS...Appeared on 51 plays on defense and four on special teams...**at Dallas (Nov. 23):** Started at SS, playing on all 55 defensive snaps, one of three Chargers defenders to do so...Finished with seven tackles (six solo), marking his eighth game of the season with seven-plus tackles...**vs. Cleveland (Dec. 3):** Played all 63 defensive snaps and two on special teams after starting at SS...The game marked the 60th game played for his career...Finished with six tackles (five solo) and a season-high three passes defended...Broke up a deep pass intended for TE David Njoku on a seam-route in the first quarter.



## JAHLEEL ADDAE NFL STATISTICS



Year	Team	GP	GS	— Tackles —					— Interceptions —					— Fumbles —				
				Total	Solo	Asst	Sacks	Yds	TFL	No.	Yds	Lg	TD	PD	FF	FR	Yds	ST Tackles
2013	San Diego	16	2	32	26	6	1.0	10	1	0	0	-	0	2	0	0	0	9
2014	San Diego	11	5	48	39	9	1.0	6	1	0	0	-	0	1	2	1	0	4
2015	San Diego	13	12	65	55	10	1.0	12	2	0	0	-	0	4	0	1	0	1
2016	San Diego	8	8	49	42	7	0.0	0	3	1	90	90t	1	3	0	0	0	2
2017	Los Angeles Chargers	12	12	80	61	19	0.0	0	7	0	0	-	0	8	0	0	0	0
<b>NFL Totals</b>		<b>60</b>	<b>39</b>	<b>274</b>	<b>223</b>	<b>51</b>	<b>3.0</b>	<b>28</b>	<b>14</b>	<b>1</b>	<b>90</b>	<b>90t</b>	<b>1</b>	<b>18</b>	<b>2</b>	<b>2</b>	<b>0</b>	<b>16</b>
Year	Team	GP	GS	— Tackles —					— Interceptions —					— Fumbles —				
				Total	Solo	Asst	Sacks	Yds	TFL	No.	Yds	Lg	TD	PD	FF	FR	Yds	ST Tackles
2013	San Diego	2	1	13	10	3	0.0	0	1	0	0	-	0	1	1	1	0	0





# 13 KEENAN ALLEN

**POSITION:** Wide Receiver  
**HEIGHT:** 6-2  
**WEIGHT:** 211  
**BORN:** April 27, 1992  
**COLLEGE:** California  
**HOMETOWN:** Greensboro, N.C.  
**HIGH SCHOOL:** Northern Guilford High  
**EXPERIENCE:** 5th Year (5th Chargers)  
**ACQUIRED:** Draft 3 — 2013  
**CAREER GP/GS:** 50/49  
**PLAYOFFS GP/GS:** 2/2



**2017:** Started all 12 games since returning from a knee injury that kept him out of the last 15 games of the 2016 season... With 77 receptions for 1,032 yards (13.4 avg.) and five TDs this season, tied his career high for receptions in a single season...Ranks in the top 10 this season in receiving yards (fifth) and receptions (tied for fourth)...Posted five 100-yard games... Became the first player in NFL history to post three consecutive games with 10-plus receptions, 100-plus receiving yards and a TD catch...Moved into sole possession of 11th in team history in career receptions with 298, passing Tony Martin (288)...Against Cleveland, registered 21st TD catch of his career, tying Will Frazier and Dave Kocourek for 13th in team history...Brought his career total to 3,649 receiving yards, passing John Jefferson (3,431) and Don Norton (3,486) for 14th in in team history...Leads the league with 31 third-down receptions, including a league-high 26 that converted for a first down...Leads the league with 38.7 receiving yards-per-game on third down (min. five games played)...**at Denver (Sept. 11):** Returned from a knee injury that kept him out of 15 games in 2016 to start at WR and play 53 offensive snaps... Hauled in five passes for 35 yards (7.0 avg.) and a TD, the 17th of his career...Caught a five-yard TD in the middle of the end zone with just over eight minutes to play...**vs. Miami (Sept. 17):** Posted 100 yards on a team-high nine receptions (11.1 avg.), his first 100-yard game of the season and the 12th of his career...Started at WR, appearing on 49 offensive plays and contributing one on defense at the end of the first half...**vs. Kansas City (Sept. 24):** Started 40th game of career at WR and appeared in 61 plays on offense, posting 61 yards on five catches (12.2 avg.)...**vs. Philadelphia (Oct. 1):** Started at WR and played 49 snaps...Totaled a season-high 138 yards on five receptions (27.6 avg.), including a career-long 50-yard catch midway through the fourth quarter...It was the third-most receiving yards in a single game in his career, and the first time he registered more than 115 yards on less than eight receptions...It was the 13th 100-yard game of his career and the first to come on less than six receptions...Marked the fifth game of his career with 130-plus yards...Made career-long 50-yard grab on third-down on a deep dig-route, hauling a 15-yard pass and adding an extra 35 yards to put Los Angeles on the Philadelphia 11-yard line...**at New York Giants (Oct. 8):** Started at WR, hauling in a team-high 67 receiving yards on four receptions (16.8 avg.)...Appeared on 71 offensive snaps... Surpassed 3,000 career receiving yards, becoming the 16th Chargers receiver to reach that threshold...Marked the 22nd game of his career with 60-plus receiving yards...**at Oakland (Oct. 15):** Registered 45 yards on five receptions (9.0 avg.) after starting at WR...Appeared on 55 offensive plays...Hauled in a league-leading 14th and 15th third-down catches to move the chains on the season, with both coming on the team's first scoring drive...On the first conversion, separated himself from zone coverage on a dig-route for a 28-yard catch-and-run... Tallied a 12-yard catch on third-and-nine for the second con-

## 2017, LOS ANGELES CHARGERS

Date	Opp.	Res.	Games		No.	Receiving				Att	Rushing				Total Off.		
			P/S			Yds	Avg.	Lg	TD		Yds	Avg.	Lg	TD			
09/11	at Den	L	1/1		5	35	7.0	9	1	0	0	-	-	0	35		
09/17	Mia	L	1/1		9	100	11.1	24	0	0	0	-	-	0	100		
09/24	KC	L	1/1		5	61	12.2	17	0	0	0	-	-	0	61		
10/01	Phi	L	1/1		5	138	27.6	50	0	0	0	-	-	0	138		
10/08	at NYG	W	1/1		4	67	16.8	18	0	0	0	-	-	0	67		
10/15	at Oak	W	1/1		5	45	9.0	28	0	0	0	-	-	0	45		
10/22	Den	W	1/1		3	41	13.7	19	0	0	0	-	-	0	41		
10/29	at NE	L	1/1		4	61	15.3	18	0	0	0	-	-	0	61		
11/12	at Jax	L (OT)	1/1		4	48	12.0	19	0	1	6	6.0	6	0	54		
11/19	Buf	W	1/1		12	159	13.3	29	2	1	3	3.0	3	0	162		
11/23	at Dal	W	1/1		11	172	15.6	42t	1	0	0	-	-	0	172		
12/03	Cle	W	1/1		10	105	10.5	26	1	0	0	-	-	0	105		
12/10	Was																
12/16	at KC																
12/24	at NYJ																
12/31	Oak																
<b>'17 TOTALS</b>					<b>6-6</b>	<b>12/12</b>	<b>77</b>	<b>1,032</b>	<b>13.4</b>	<b>50</b>	<b>5</b>	<b>2</b>	<b>9</b>	<b>4.5</b>	<b>6</b>	<b>0</b>	<b>1,041</b>

version...Provided down-field blocks on two 10-plus yard runs by RB Melvin Gordon...**vs. Denver (Oct. 22):** Saw action in the 45th game of his career, starting at WR...Played 47 snaps on offense...Totaled three receptions for 41 yards (13.7 avg.)...On third-and-seven in the second quarter, ran a corner-route to beat the coverage of CB Bradley Roby for a 19-yard gain to the Denver one-yard line, setting up a TD pass from Rivers to RB Austin Ekeler on the following play...**at New England (Oct. 29):** Started the 45th game of his career at WR, playing 52 offensive snaps...Posted four catches for 61 yards (15.3 avg.), bringing his career total to 261 to pass Freddie Jones (260) for sole possession of 13th in team history...Hauled in a 16-yard catch on the first play from scrimmage on a deep out-route...In the third quarter, caught an 18-yard pass along the left sideline on third-and-three to convert for a first down, his 17th reception to move the sticks on third down of the year...**at Jacksonville (Nov. 12):** Saw action on 59 plays on offense after opening the game at WR...Finished with four catches for 48 yards, including one on third down that converted for a first down... Hauled in the 17-yard third-down conversion in the second quarter on a dig-route...It marked his 21st catch on third down of the season and 18th that moved the chains...In the fourth quarter, registered the first carry of his career on an end-around for a five-yard gain...**vs. Buffalo (Nov. 19):** Started at WR, playing 53 snaps on offense and two on special teams, finishing with 12 catches for 159 yards (13.3 avg.) and two TDs...The two scores tied a career high...Early in second quarter, caught a back-shoulder fade from Rivers along right sideline in end zone for a 21-yard TD, sealing off CB Leonard Johnson to make the catch...Later in the second quarter, hauled in a quick pass in the left flat before diving forward for a two-yard score...His 159 yards were his second most receiving yards in a single game while his 12 catches were the third most of his career...In the second quarter, past WR Vincent Jackson (273) for the 12th-most receptions in team history, finishing with 277 for his career...Late in second quarter, ran a post-route from the left side of the formation for a 29-yard gain into the red zone en route to a Melvin Gordon TD run...Hauled in three receptions on third down, converting all for a first down...The three third-down receptions gave him 90 for his career, passing Malcom Floyd for fifth-most in Chargers history since it started being tracked in 1991...Made one of

his third-down catches in the third quarter on a skinny-post before juking past S Jordan Poyer for a 15-yard gain...Added the second rushing attempt of his career, netting a three-yard gain...  
**at Dallas (Nov. 23):** Registered his second 100-yard receiving game in as many weeks, notching the first back-to-back 100-yard performances of his career since Weeks 12 and 13 of the 2014 season...It also marked the first back-to-back 10-plus catch performances of his career...Finished with a career-high 172 receiving yards and a TD on 11 catches (15.6 avg.)...The total passed John Jefferson (3,431) and Don Norton (3,486) for 14th in career receiving yards in team history, finishing the contest with 3,544...Registered 20th TD catch of his career, tying Jacque MacKinnon for 15th in team history...On the score, ran an out-route in the fourth quarter and shook off tackles by S Jeff Heath and CB Orlando Scandrick before turning up field and juking by S Xavier Woods and CB Anthony Brown for a 42-yard TD...Made big plays throughout the day, shaking a tackle attempt by LB Anthony Hitchens on a dig-route for 14 yards...In the first quarter, came down with a jump-ball on a go-route over CB Jourdan Lewis...Hauled in five catches on third down, converting three for a first down, including an 18-yard gain on a post-route in the fourth quarter when matched up with Brown...Started at WR and

appeared on 59 offensive plays...**vs. Cleveland (Dec. 3):** Appeared in the 50th game of his career, starting at WR and seeing action on 64 snaps on offense...With 10 catches for 105 yards (10.5 avg.) and a TD, became the first player in NFL history to record three consecutive games with 10-plus receptions, 100-plus receiving yards and a TD catch...It marked the first three-game stretch of his career with 10-plus catches or 100-plus receiving yards...With his first catch, moved into sole possession of 11th in career receptions in franchise annals...In the third quarter, surpassed 1,000 yards on the season for the second time in his career on a 26-yard gain on fourth down...On the play, lined up split to the right side and ran a sluggo-route before catching a jump ball over CB Jason McCourty despite illegal contact...Three plays later on third-and-goal, ran a seam-route from the slot to haul in a TD catch...The score was his fifth of the season and 21st of his career, which moved into a tie with Will Frazier and Dave Kocourek for 13th in team history...The score also marked Rivers' 335th career TD pass, putting him in sole possession of seventh in league annals to break a tie with Giants QB Eli Manning...Later in the third quarter made his 77th catch of the season, tying his career high in a single season set in 2014.



### KEENAN ALLEN NFL STATISTICS



Year	Team	GP	GS	— Receiving —					— Rushing —					— Scrimmage —		
				No.	Yds	Avg.	Lg	TD	Att	Yds	Avg.	Lg	TD	Yards		
2013	San Diego	15	14	71	1,046	14.7	43t	8	0	0	—	—	0	1,046		
2014	San Diego	14	14	77	783	10.2	35	4	0	0	—	—	0	783		
2015	San Diego	8	8	67	725	10.8	38	4	0	0	—	—	0	725		
2016	San Diego	1	1	6	63	10.5	15	0	0	0	—	—	0	63		
2017	Los Angeles Chargers	12	12	77	1,032	13.4	50	5	2	9	4.5	6	0	1,041		
<b>NFL Totals</b>		<b>50</b>	<b>49</b>	<b>298</b>	<b>3,649</b>	<b>12.2</b>	<b>50</b>	<b>21</b>	<b>2</b>	<b>9</b>	<b>4.5</b>	<b>6</b>	<b>0</b>	<b>3,658</b>		
Year	Team	No.	— Kickoff Returns —				— Punt Returns —					— All-Purpose —				
			Yds	Avg.	Lg	TD	No.	FC	Yds	Avg.	Lg	TD	Yards			
2013	San Diego	0	0	—	—	0	15	13	125	8.3	28	0	1,171			
2014	San Diego	0	0	—	—	0	11	11	99	9.0	29	0	882			
2015	San Diego	0	0	—	—	0	3	4	5	1.7	5	0	730			
2016	San Diego	0	0	—	—	0	0	0	0	—	—	0	63			
2017	Los Angeles Chargers	0	0	—	—	0	0	0	0	—	—	0	1,041			
<b>NFL Totals</b>		<b>0</b>	<b>0</b>	<b>—</b>	<b>—</b>	<b>0</b>	<b>29</b>	<b>28</b>	<b>229</b>	<b>7.9</b>	<b>29</b>	<b>0</b>	<b>3,887</b>			
PLAYOFFS		Year	Team	GP	GS	— Receiving —				— Rushing —					— Scrimmage —	
						No.	Yds	Avg.	Lg	TD	Att	Yds	Avg.	Lg	TD	Yards
		2013	San Diego	2	2	8	163	20.4	49	2	0	0	—	—	0	163
PLAYOFFS		Year	Team	No.	— Kickoff Returns —				— Punt Returns —					— All-Purpose —		
					Yds	Avg.	Lg	TD	No.	FC	Yds	Avg.	Lg	TD	Yards	
		2013	San Diego	0	0	—	—	—	0	2	0	—	—	0	163	



# 97 JERRY ATTAOCHU

**POSITION:** Defensive End  
**HEIGHT:** 6-3  
**WEIGHT:** 252  
**BORN:** January 17, 1993  
**COLLEGE:** Georgia Tech  
**HOMETOWN:** Washington, D.C.  
**HIGH SCHOOL:** Archbishop Carroll High  
**EXPERIENCE:** 4th Year (4th Chargers)  
**ACQUIRED:** Draft 2 – 2014  
**CAREER GP/GS:** 38/13  
**PLAYOFFS GP/GS:** 0/0



**2017:** Saw action in four games and was inactive eight times, missing first two with a hamstring injury and the other six as a healthy scratch...Made season debut in the second matchup with the Broncos...**at Denver (Sept. 11):** Inactive (hamstring)...**vs. Kansas City (Sept. 24):** Inactive (healthy scratch)...**vs. Denver (Oct. 22):** Saw first action of the season, contributing on 21 defensive snaps and 13 on special teams in place of injured DT Corey Liuget...Registered three tackles (two solo) and a tackle for loss...Provided a key block of LB Zaire Anderson on WR Travis Benjamin's 65-yard punt return TD...**at New England (Oct. 29):** Inactive (healthy scratch)...**at Jacksonville (Nov. 12):** Played a snap on defense and six on special teams...**vs. Buffalo (Nov. 19):** Registered two solo tackles and a special teams tackle on kickoff coverage while playing on 32 defensive snaps and 15 on special teams...**at Dallas (Nov. 23):** Inactive (healthy scratch)...**vs. Cleveland (Dec. 3):** Posted two tackles (one solo) on six defensive plays... Added nine snaps on special teams.

## 2017, LOS ANGELES CHARGERS

Date	Opp.	Res.	Games		Tackles					Interceptions					Fumbles				
			P/S	FF	Tot	So	As	Sk	Yd	TFL	No.	Yd	Lg	TD	PD	FF	FR		
09/11	at Den	L	0/0		— Inactive —														
09/17	Mia	L	0/0		— Inactive —														
09/24	KC	L	0/0		— Inactive —														
10/01	Phi	L	0/0		— Inactive —														
10/08	at NYG	W	0/0		— Inactive —														
10/15	at Oak	W	0/0		— Inactive —														
10/22	at Den	W	1/0		3	2	1	0	0	1	0	0	-	0	0	0	0		
10/29	at NE	L	0/0		— Inactive —														
11/12	at Jax	L (OT)	1/0		0	0	0	0	0	0	0	0	-	0	0	0	0		
11/19	Buf	W	1/0		2	2	0	0	0	0	0	0	-	0	0	0	0		
11/23	at Dal	W	0/0		— Inactive —														
12/03	Cle	W	1/0		2	1	1	0	0	0	0	0	-	0	0	0	0		
12/10	Was																		
12/16	at KC																		
12/24	at NYJ																		
12/31	Oak																		
<b>'17 TOTALS</b>					<b>6-6</b>	<b>4/0</b>	<b>7</b>	<b>5</b>	<b>2</b>	<b>0</b>	<b>0</b>	<b>1</b>	<b>0</b>	<b>0</b>	<b>-</b>	<b>0</b>	<b>0</b>	<b>0</b>	<b>0</b>



## JERRY ATTAOCHU NFL STATISTICS




Year	Team	GP	GS	— Tackles —					— Interceptions —					— Fumbles —				
				Total	Solo	Asst	Sacks	Yds	TFL	No.	Yds	Lg	TD	PD	FF	FR	Yds	ST Tackles
2014	San Diego	11	0	12	9	3	2.0	13	2	0	0	—	0	1	1	0	0	2
2015	San Diego	15	12	66	52	14	6.0	39	16	0	0	—	0	2	0	0	0	3
2016	San Diego	8	1	8	5	3	2.0	19	2	0	0	—	0	0	0	0	0	4
2017	Los Angeles Chargers	4	0	7	5	2	0.0	0	1	0	0	—	0	0	0	0	0	1
<b>NFL Totals</b>		<b>38</b>	<b>13</b>	<b>93</b>	<b>71</b>	<b>22</b>	<b>10.0</b>	<b>71</b>	<b>21</b>	<b>0</b>	<b>0</b>	<b>—</b>	<b>0</b>	<b>3</b>	<b>1</b>	<b>0</b>	<b>0</b>	<b>10</b>





# 72 JOE BARKSDALE

**POSITION:** Tackle  
**HEIGHT:** 6-5  
**WEIGHT:** 326  
**BORN:** January 4, 1989  
**COLLEGE:** Louisiana State  
**HOMETOWN:** Detroit, Mich.  
**HIGH SCHOOL:** Cass Tech  
**EXPERIENCE:** 7th Year (3rd Chargers)  
**ACQUIRED:** UFA (St. Louis) – 2015  
**CAREER GP/GS:** 92/69  
**PLAYOFFS GP/GS:** 0/0



**2017:** Started all seven games at RT that he has played in, missing five due to a foot injury...Provided time for Rivers to pass Hall of Fame QB Frank Tarkenton for 10th for all-time passing yards...Saw action on 30 special teams plays...**at Denver (Sept. 11):** Started at RT, playing on all 59 offensive snaps...Part of a line that allowed one sack against a Denver defense that posted a league-high 94 sacks over the past two seasons (2015-16)...Allowed time for Rivers to throw for three TDs, the 49th game of his career with three-plus TD passes...**vs. Miami (Sept. 17):** Opened the game at RT, appearing on 41 plays on offense before departing with a foot injury...Protected Rivers as he threw for 331 yards and a TD on 31-of-39 passing (110.6 rating)...Rivers' 79.5 completion percentage was his highest since completing 82.9 vs. Detroit to open the 2015 season (Sept. 13, 2015)...**vs. Kansas City (Sept. 24):** Inactive (foot)...**vs. Philadelphia (Oct. 1):** Returned to the starting lineup at RT after missing a game due to injury...It marked the 65th start of his career...Played 56 snaps on offense...Provided protection for Rivers to complete 22-of-38 pass attempts for 347 yards and two TDs (105.9 rating), his second 300-yard performance of the season and 53rd of his career...**at New York Giants (Oct. 8):** Started at RT, appearing in 69 offensive plays...Helped block for Gordon to post 105 rushing yards on 20 attempts (5.3 avg.), and register 58 receiving yards and two TDs on a game-high six catches (9.7 avg.)...Part of a unit that did not allow a sack on the day, allowing Rivers time to throw for 258 yards and three TDs, marking his second three-TD performance of the season and 50th of

his career...Protected Rivers to surpass 47,000 career yards and move ahead of Tarkenton to rank 10th for the most passing yards in league annals...**at Oakland (Oct. 15):** Started at RT, playing 51 offensive plays...It marked the 90th game played of his career...Opened holes for Gordon to post his second-consecutive game with 150-plus yards from scrimmage...On the first play from scrimmage, had a key block on DT Eddie Vanderdoes to spring Gordon free for a 13-yard gain...Part of a unit that allowed one sack, keeping Rivers upright to complete 25-of-36 passes for 268 yards and a TD (100.2 passer rating)...It marked Rivers' third game of the season with a passer rating above 100...**vs. Denver (Oct. 22):** Inactive (foot)...**at Dallas (Nov. 23):** Returned from injury to start at RT and play all 68 snaps on offense, marking the second time this season he played 100 percent of offensive plays...Part of a line that allowed Rivers to throw for 434 yards and three TDs on 27-of-33 passing (81.8 pct.) for a 149.1 passer rating...It marked the ninth 400-yard game, 54th 300-yard game and 51st three-TD game of Rivers' career...The 149.1 passer rating ranked third in his career...On the first TD pass, provided Rivers time to move through his progressions to find TE Hunter Henry in the middle of the end zone matched up with S Byron Jones for a three-yard score...**vs. Cleveland (Dec. 3):** Played 67 snaps on offense after opening the contest at RT...Blocked for Rivers to complete 31 passes on 43 attempts (72.1 pct.) for 344 yards and a TD (103.2 passer rating), marking the 55th 300-yard game of Rivers' career...Protected Rivers to reach 3,000 yards on the year for the 12th consecutive season, which also brought his career total past 49,000...The victory gave Rivers 103 for his career, good for sole possession of 13th in league history, breaking a tie with Hall of Fame QB Warren Moon.

## JOE BARKSDALE NFL GAMES

Year	Team	GP	GS
2011	Oakland	16	0
2012	St. Louis	6	2
2013	St. Louis	16	13
2014	St. Louis	16	16
2015	San Diego	16	16
2016	San Diego	15	15
2017	Los Angeles Chargers	7	7
<b>NFL Totals</b>		<b>92</b>	<b>69</b>



# 12 TRAVIS BENJAMIN

**POSITION:** Wide Receiver — Kick Returner  
**HEIGHT:** 5-10  
**WEIGHT:** 175  
**BORN:** December 29, 1989  
**COLLEGE:** Miami  
**HOMETOWN:** Belle Glade, Fla.  
**HIGH SCHOOL:** Glades Central High  
**EXPERIENCE:** 6th Year (2nd Chargers)  
**ACQUIRED:** UFA (Cleveland) — 2016  
**CAREER GP/GS:** 80/32  
**PLAYOFFS GP/GS:** 0/0



**2017:** Named AFC Special Teams Player of the Week for his efforts in a Week 7 win against the Broncos: Three punt returns for 88 yards (29.3 avg.), including a 65-yard punt return TD that proved to be the winning score...Appeared in all 12 games, starting three at WR...Caught 27 passes for 443 yards (16.4 avg.) and three TDs...Registered eight carries for 67 yards (8.4 avg.) and 21 punt returns for 175 yards (8.3 avg.), including one that he returned for a 65-yard TD...Hauled in a 42-yard TD pass on the 170th catch of his career...Became just the second Charger in history to record a punt return TD and a TD catch in the same game (Eric Metcalf vs. Denver, Nov. 30, 1997), doing so in the second matchup with the Broncos... Made 30th career start in first matchup against Raiders and appeared in the 75th game of his career in the second game against the Broncos...**at Denver (Sept. 11):** Saw action on 39 offensive snaps and three on special teams...Registered three catches for 43 yards (14.3 avg.) and a TD...Hauled in a 38-yard TD in the fourth quarter...Sped past S Darian Stewart to get behind the Denver secondary and caught the pass in the end zone along the left sideline...**vs. Miami (Sept. 17):** Appeared in his 70th NFL game, seeing action on 39 plays on offense and three on special teams...Made an 11-yard reception and returned a punt for 23 yards...**vs. Kansas City (Sept. 24):** Registered the sixth 100-yard receiving game of his career, posting 105 yards on five catches (21.0 avg.) on 44 offensive plays...Added a nine-yard rush in the first quarter... Totaled three punt returns for 12 yards (4.0 avg.) on seven special teams plays...Hauled in a 44-yard reception in the first quarter to set up an 11-yard TD run by RB Melvin Gordon on the next play...Ran a flag-route and out-jumped CB Terrance Mitchell for a catch at the Kansas City 26-yard line...Added a 26-yard reception against Mitchell in the fourth quarter to get the Chargers to the Kansas City 22...**vs. Philadelphia (Oct. 1):** Appeared on 37 plays on offense and two on special teams... Hauled in two receptions for 21 yards (10.5 avg.) and returned two punts for three yards (1.5 avg.)...**at New York Giants (Oct. 8):** Appeared on 46 offensive plays, hauling in two catches for 18 yards (9.0 avg.) and registering a 14-yard rush...On the second offensive play in the third quarter, started in the slot on the left side of the formation and took an end-around handoff down the right sideline for a first down...Contributed on eight special teams plays, returning three punts for 35 yards (11.7 avg.)...**at Oakland (Oct. 15):** Started the 30th game of his career as the third WR...Contributed on 21 offensive plays and four on special teams...Returned two punts for six yards (3.0 avg.)...**vs. Denver (Oct. 22):** Named AFC Special Teams Player of the Week for his efforts...Posted a 42-yard TD reception and three punt returns for 88 yards (29.3 avg.), including a 65-yard TD return to open scoring...Became just the second Charger in

Date	Opp.	Res.	Games		No.	Receiving				Rushing				Total Off.	
			P/S			Yds	Avg.	Lg	TD	Att	Yds	Avg.	Lg		TD
09/11	at Den	L	1/0		3	43	14.3	38t	1	0	0	-	-	0	43
09/17	Mia	L	1/0		1	11	11.0	11	0	0	0	-	-	0	11
09/24	KC	L	1/0		5	105	21.0	44	0	1	9	9.0	9	0	114
10/01	Phi	L	1/0		2	21	10.5	19	0	0	0	-	-	0	21
10/08	at NYG	W	1/0		2	18	9.0	12	0	1	14	14.0	14	0	32
10/15	at Oak	W	1/1		0	0	-	-	0	0	0	-	-	0	0
10/22	Den	W	1/0		1	42	42.0	42t	1	1	4	4.0	4	0	46
10/29	at NE	L	1/1		5	64	12.8	24t	1	2	14	7.0	7	0	78
11/12	at Jax	L (OT)	1/0		0	0	-	-	0	1	13	13.0	13	0	13
11/19	Buf	W	1/0		1	21	21.0	21	0	1	7	7.0	7	0	28
11/23	at Dal	W	1/0		3	50	16.7	46	0	1	6	6.0	6	0	56
12/03	Cle	W	1/1		4	68	17.0	39	0	0	0	-	-	0	68
12/10	Was														
12/16	at KC														
12/24	at NYJ														
12/31	Oak														
<b>'17 TOTALS</b>		<b>6-6</b>	<b>12/3</b>		<b>27</b>	<b>443</b>	<b>16.4</b>	<b>46</b>	<b>3</b>	<b>8</b>	<b>67</b>	<b>8.4</b>	<b>14</b>	<b>0</b>	<b>510</b>

history to register a punt return TD and TD catch in the same game, joining Eric Metcalf (vs. Denver, Nov. 30, 1997)...Allowed a punt by P Riley Dixon to bounce before fielding and planting his foot to drive down field, splitting the Denver coverage unit for a 65-yard score...The return marked the 90th punt return of his career and fourth for a TD... Surpassed 1,000 punt return yards for his career on the play...Closed scoring in the fourth quarter, hauling in a pass from QB Philip Rivers on a slant-route before speeding past S Justin Simmons and the rest of the Denver defense for a 42-yard score...The play put him at 170 career receptions and 2,600 career receiving yards...Added a four-yard carry... Saw action on 22 offensive snaps and eight on special teams...**at New England (Oct. 29):** Posted five catches for 64 yards (12.8 avg.) and a TD...Tied a career high with two rushes for 14 yards (7.0 avg.)...Started at WR, seeing time on 35 offensive plays and three on special teams... In the fourth quarter, beat CB Malcolm Butler on a go-route along the right sideline to haul in a 24-yard TD pass from Rivers...**at Jacksonville (Nov. 12):** Appeared on 41 offensive plays and 10 on special teams... Registered a 13-yard rush and three punt returns for 10 yards (3.3 avg.)...**vs. Buffalo (Nov. 19):** Posted a 21-yard reception and a seven-yard run, seeing action on 21 plays on offense and two on special teams...**at Dallas (Nov. 23):** Corralled three passes for 50 yards (16.7 avg.), including a season-long 46-yard gain in the first quarter...On the play, got behind S Xavier Woods and S Jeff Heath on third-and-10 for Rivers to find him deep...Added a six-yard carry, and appeared on 44 plays on offense and five on special teams...**vs. Cleveland (Dec. 3):** Started as the third WR, marking his third start of the season, and played 38 snaps on offense and three on special teams...Finished with four catches for 68 yards (17.0 avg.) and a nine-yard punt return...In the second quarter, hauled in a pass on a comeback-route and turned up-field, breaking a tackle by CB Jamar Taylor for a 39-yard gain, marking the team's longest offensive play.



### TRAVIS BENJAMIN NFL STATISTICS



Year	Team	GP	GS	— Receiving —					— Rushing —					— Scrimmage —
				No.	Yds	Avg.	Lg	TD	Att	Yds	Avg.	Lg	TD	Yards
2012	Cleveland	14	3	18	298	16.6	69t	2	6	66	11.0	35	0	364
2013	Cleveland	8	3	5	105	21.0	39	0	1	45	45.0	45	0	150
2014	Cleveland	16	0	18	314	17.4	43	3	3	11	3.7	10	0	325
2015	Cleveland	16	15	68	966	14.2	61	5	4	12	3.0	10	0	978
2016	San Diego	14	8	47	677	14.4	54	4	2	-3	-1.5	-1	0	674
2017	Los Angeles Chargers	12	3	27	443	16.4	46	3	8	67	8.4	14	0	510
<b>NFL Totals</b>		<b>80</b>	<b>32</b>	<b>183</b>	<b>2,803</b>	<b>15.3</b>	<b>69t</b>	<b>17</b>	<b>24</b>	<b>198</b>	<b>8.3</b>	<b>45</b>	<b>0</b>	<b>3,001</b>
Year	Team	No.	— Kickoff Returns —					— Punt Returns —					— All-Purpose —	
			Yds	Avg.	Lg	TD	No.	FC	Yds	Avg.	Lg	TD	Yards	
2012	Cleveland	3	76	25.3	29	0	3	1	149	49.7	93t	1	589	
2013	Cleveland	3	146	48.7	86	0	22	7	257	11.7	79t	1	553	
2014	Cleveland	12	246	20.5	28	0	15	8	127	8.5	37	0	698	
2015	Cleveland	0	0	—	—	0	28	10	324	11.6	78t	1	1,302	
2016	San Diego	0	0	—	—	0	9	0	59	6.6	18	0	733	
2017	Los Angeles Chargers	0	0	—	—	0	21	16	175	8.3	65t	1	685	
<b>NFL Totals</b>		<b>18</b>	<b>468</b>	<b>26.0</b>	<b>86</b>	<b>0</b>	<b>98</b>	<b>42</b>	<b>1,091</b>	<b>11.1</b>	<b>93t</b>	<b>4</b>	<b>4,560</b>	





# 99 JOEY BOSA

**POSITION:** Defensive End  
**HEIGHT:** 6-5  
**WEIGHT:** 280  
**BORN:** July 11, 1995  
**COLLEGE:** Ohio State  
**HOMETOWN:** Ft. Lauderdale, Fla.  
**HIGH SCHOOL:** St. Thomas Aquinas High  
**EXPERIENCE:** 2nd Year (2nd Chargers)  
**ACQUIRED:** Draft 1 — 2016  
**CAREER GP/GS:** 24/23  
**PLAYOFFS GP/GS:** 0/0



**2017:** Started all 12 contests at DE...Posted 71 tackles (47 solo), including 16.5 tackles for loss and 11.5 sacks...Totaled the most sacks (19.0) in a player's first 20 career games since the sack became an official statistic in 1982, passing OLB Aldon Smith (18.5)...Brought his career total to 22 sacks, moving into a tie with Shawn Lee, Corey Liuget and Marcellus Wiley for 12th in team annals...His 11.5 sacks rank second in the AFC and No. 5 in the NFL this season...Posted four games with a strip sack, including back-to-back weeks (five and six)... Part of a defensive unit that ranks fourth in the NFL with 35 sacks...Combined with Ingram, is part of the No. 3 sack duo in the NFL with 20 sacks between the two of them...Part of a defense that joins Cincinnati, Jacksonville, Philadelphia and Pittsburgh as the only five pass rush units in the NFL to feature three players with five-plus sacks on the year (Ingram with 8.5 and DE Chris McCain with 5.0)...**at Denver (Sept. 11):** Started at DE and posted six tackles (three solo), registering 1.5 tackles for loss on 1.5 sacks...The 1.5 sacks tied with Ingram for a game high...It marked his seventh-consecutive game with at least a half-sack...Brought down QB Trevor Siemian in the first quarter for his first sack of the season after powering past T Menelik Watson...In the fourth quarter, split a sack of Siemian with Ingram to force third-and-13...Appeared on 57 defensive plays...**vs. Miami (Sept. 17):** Appeared on 51 defensive snaps after opening the game at DE...Registered six tackles (five solo) and a tackle for loss...Saw his streak of games with at least a half-sack come to an end...**vs. Kansas City (Sept. 24):** Posted a season-high nine tackles (four solo), including a six-yard sack of QB Alex Smith on third-and-seven...Got past G Laurent Duvernay-Tardif with a swim move to get to Smith, who was forced up in the pocket by OLB Nigel Harris...Started at DE, playing 43 snaps on defense...**vs. Philadelphia (Oct. 1):** Made the 15th start of his career...Saw action on 63 defensive plays and one on special teams...Registered seven tackles (three solo)...**at New York Giants (Oct. 8):** Tied a career high with two sacks, including a strip-sack of QB Eli Manning for his first forced fumble of the season...Pushed back T Bobby Hart and G John Jerry to collapse the pocket before swatting the football out of Manning's hand to force the fumble...Totaled eight tackles (six solo) two sacks, three tackles for loss and the forced fumble while appearing on 59 defensive snaps...**at Oakland (Oct. 15):** Registered his second strip-sack in as many weeks, powering past T Marshall Newhouse on third-and-11 to knock the ball out of the hands of QB Derek Carr...Brought his season total to 5.5 sacks and marked the 16th sack of his career...Finished with five tackles (three solo), a sack, a tackle for loss and a forced fumble...Started at DE and saw action on 51 plays on defense...**vs. Denver (Oct. 22):** Surpassed 90 career tackles and 18.0 career sacks, totaling five tackles (two solo), two sacks, two tackles for loss and a pass defended...The two sacks matched a career high...On the first sack, beat a cut-block from T Garrett Bolles to spin Siemian down for a one-yard loss from behind...Later in the third quarter, beat T Allen

## 2017, LOS ANGELES CHARGERS

Date	Opp.	Res.	Games		Tot	So	Tackles			Yd	TFL	Interceptions				Fumbles			
			L	P/S			As	Sk	No.			Yd	Lg	TD	PD	FF	FR		
09/11	at Den	L	1/1		6	3	3	1.5	12	1.5	0	0	-	0	0	0	0		
09/17	Mia	L	1/1		6	5	1	0	0	1	0	0	-	0	0	0	0		
09/24	KC	L	1/1		9	4	5	1.0	6	1	0	0	-	0	0	0	0		
10/01	Phi	L	1/1		7	3	4	0	0	0	0	0	-	0	0	0	0		
10/08	at NYG	W	1/1		8	6	2	2.0	6	3	0	0	-	0	0	1	0		
10/15	at Oak	W	1/1		5	3	2	1.0	6	1	0	0	-	0	0	1	0		
10/22	Den	W	1/1		5	2	3	2.0	6	2	0	0	-	0	1	0	0		
10/29	at NE	L	1/1		5	4	1	1.0	9	2	0	0	-	0	0	0	0		
11/12	at Jax	L (OT)	1/1		6	5	1	1.0	6	1	0	0	-	0	1	0	0		
11/19	Buf	W	1/1		1	1	0	1.0	4	1	0	0	-	0	0	1	0		
11/23	at Dal	W	1/1		6	4	2	0	0	0	0	0	-	0	0	0	0		
12/03	Cle	W	1/1		7	7	0	1.0	5	3	0	0	-	0	0	1	0		
12/10	Was																		
12/16	at KC																		
12/24	at NYJ																		
12/31	Oak																		
<b>'17 TOTALS</b>					<b>6-6</b>	<b>12/12</b>	<b>71</b>	<b>47</b>	<b>24</b>	<b>11.5</b>	<b>60</b>	<b>16.5</b>	<b>0</b>	<b>0</b>	<b>-</b>	<b>0</b>	<b>2</b>	<b>4</b>	<b>0</b>

Barbre around the edge to deflect Siemian's throw, nearly resulting in an interception...Posted his second sack of the day after speeding past Barbre for a five-yard loss in the fourth quarter...**at New England (Oct. 29):** Started at DE and played 72 snaps on defense and one on special teams, marking the 20th game played of his career...Totaled five tackles (four solo) two tackles for loss and a sack...The sack marked No. 19 of his career, passing OLB Aldon Smith (18.5) for the most in a player's first 20 games played since the sack became an official statistic in 1982...On the play, powered past T Marcus Cannon to spin QB Tom Brady down for a nine-yard loss...In the fourth quarter, forced Brady to roll to his right before DT Darius Philon registered a seven-yard sack...**at Jacksonville (Nov. 12):** Made the 20th start of his career, opening the game at DE...Posted six tackles (five solo), a six-yard sack, a tackle for loss and a pass defended...The sack marked No. 20 for his career, moving him into sole possession of 16th on the Chargers all-time sacks list...In the third quarter, applied pressure with Ingram on QB Blake Bortles before corralling him for the sack...Later on, forced Bortles to throw under duress off of his back foot on third down resulting in an interception by S Tre Boston...**vs. Buffalo (Nov. 19):** Posted a strip-sack of QB Tyrod Taylor in the third quarter that was recovered by Ingram for a 39-yard TD...Pulled a swim-move on T Jordan Mills to reach Taylor for the strip-sack on fourth-and-four, marking his sixth straight game with a sack...The sack brought his season total to 10.5, matching the output of his rookie season in 2016...It marked the 21st sack of his career, moving into a tie for 15th in team annals with DT Corey Liuget...Applied pressure or had a QB hit on each of the INTs thrown by QB Nathan Peterman in the first half...Provided a block to ILB Corey Toomer on his 59-yard pick-six in the first quarter...Started at DE and played 40 snaps on defense...**at Dallas (Nov. 23):** Played 42 defensive snaps after opening the game a DE...Finished with six tackles (four solo)...Saw his six-game sack streak come to an end...In first quarter, collapsed the pocket with Ingram to force QB Dak Prescott to step up into a sack by DT Corey Liuget...Ran a stunt with Liuget in the third quarter to chase Prescott out of the pocket and force him to throw the ball out of bounds...Coupled with Ingram, forced Prescott to roll to his left and throw a pass intended for WR Cole Beasley that was picked off by CB Desmond King and returned 90 yards for a TD...

**vs. Cleveland (Dec. 3):** Started at DE and played 57 snaps on defense...Registered seven solo tackles, including three tackles for loss and a five-yard sack in the fourth quarter when he forced

a fumble...Registered a strip-sack in the fourth quarter, chasing down QB DeShone Kizer as he scrambled to his left to force the fumble that was recovered by ILB Denzel Perryman.

		<b>JOEY BOSA NFL STATISTICS</b>																
Year	Team	GP	GS	– Tackles –					– Interceptions –					– Fumbles –				
				Total	Solo	Asst	Sacks	Yds	TFL	No.	Yds	Lg	TD	PD	FF	FR	Yds	ST Tackles
2016	San Diego	12	11	48	33	15	10.5	71.5	19	0	0	–	0	2	1	0	0	0
2017	Los Angeles Chargers	12	12	71	47	24	11.5	60	16.5	0	0	–	0	2	4	0	0	0
<b>NFL Totals</b>		<b>24</b>	<b>23</b>	<b>119</b>	<b>80</b>	<b>39</b>	<b>22.0</b>	<b>131.5</b>	<b>35.5</b>	<b>0</b>	<b>0</b>	<b>–</b>	<b>0</b>	<b>4</b>	<b>5</b>	<b>0</b>	<b>0</b>	<b>0</b>



# 33 TRE BOSTON

**POSITION:** Safety  
**HEIGHT:** 6-1  
**WEIGHT:** 205  
**BORN:** June 25, 1992  
**COLLEGE:** North Carolina  
**HOMETOWN:** Fort Myers, Fla.  
**HIGH SCHOOL:** North Fort Myers (Fla.) High  
**EXPERIENCE:** 4th Year (1st Chargers)  
**ACQUIRED:** Free Agent — 2017  
**CAREER GP/GS:** 54/27  
**PLAYOFFS GP/GS:** 5/2



**2017:** Appeared in 12 contests with 11 nine starts and leads Los Angeles defenders with 807 defensive snaps played on the season...Registered 58 tackles (45 solo), four INTs and seven passes defended...Part of the only secondary to not allow more than 245 gross passing yards in a game during the first seven weeks of the season...**at Denver (Sept. 11):** Started at FS, playing all 69 defensive plays and adding nine on special teams...Joined fellow S Jahleel Addae as the only Los Angeles defenders to play all defensive snaps...Led all players with 78 snaps played...Recorded three tackles (all solo)...**vs. Miami (Sept. 17):** Opened the game at FS, posting seven tackles (six solo) while playing all 68 defensive snaps...Participated on nine special teams plays...**vs. Kansas City (Sept. 24):** Played 100 percent of defensive snaps (53 plays) for the third-straight game...Registered three tackles (two solo)...Saw time on six special teams snaps...**vs. Philadelphia (Oct. 1):** Started the 20th game of his career, seeing time on all 79 defensive snaps and 10 on special teams, leading all players with 89 total plays...Tied a season high with seven tackles (six solo)...**at New York Giants (Oct. 8):** Started at FS and appeared on all 70 defensive plays, joining fellow S Jahleel Addae, CB Casey Hayward and CB Trevor Williams as the only Los Angeles defenders to do so...Registered five tackles (four solo) an INT and a pass defended...Sealed the game with the pick of QB Eli Manning, stopping New York's last-minute drive near midfield...**at Oakland (Oct. 15):** Played all 58 defensive snaps and seven on special teams as the team's starting FS...Tied a season high with seven tackles (five solo)...**vs. Denver (Oct. 22):** Started at FS, seeing action on 63 of 64 defensive plays and two on special teams...Finished with three tackles (one solo)...**at New England (Oct. 29):** Appeared in the 50th game of his career, starting at FS and playing on 85 plays on defense and seven on special teams...Posted five tackles (four solo) and a pass defended...Registered the pass breakup in the end zone

## 2017, LOS ANGELES CHARGERS

Date	Opp.	Res.	Games P/S	Tackles							Interceptions				Fumbles			
				Tot	So	As	Sk	Yd	TFL	No.	Yd	Lg	TD	PD	FF	FR		
09/11	at Den	L	1/1	3	3	0	0	0	0	0	0	0	0	0	0	0	0	0
09/17	Mia	L	1/1	7	6	1	0	0	0	0	0	0	0	0	0	0	0	0
09/24	KC	L	1/1	3	2	1	0	0	0	0	0	0	0	0	0	0	0	0
10/01	Phi	L	1/1	7	6	1	0	0	0	0	0	0	0	0	0	0	0	0
10/08	at NYG	W	1/1	5	4	1	0	0	0	0	1	15	15	0	1	0	0	0
10/15	at Oak	W	1/1	7	5	2	0	0	0	0	0	0	0	0	0	0	0	0
10/22	Den	W	1/1	3	1	2	0	0	0	0	0	0	0	0	0	0	0	0
10/29	at NE	L	1/1	5	4	1	0	0	0	0	0	0	0	0	0	1	0	0
11/12	at Jax	L (OT)	1/1	6	4	2	0	0	0	1	2	0	0	0	3	0	0	0
11/19	Buf	W	1/0	4	4	0	0	0	0	0	1	9	9	0	1	0	0	0
11/23	at Dal	W	1/1	4	2	2	0	0	0	0	0	0	0	0	0	0	0	0
12/03	Cle	W	1/1	4	4	0	0	0	0	0	0	0	0	0	0	0	0	0
12/10	Was																	
12/16	at KC																	
12/24	at NYJ																	
12/31	Oak																	
<b>'17 TOTALS</b>				<b>6-6</b>	<b>12/11</b>	<b>58</b>	<b>45</b>	<b>13</b>	<b>0</b>	<b>0</b>	<b>1</b>	<b>4</b>	<b>24</b>	<b>15</b>	<b>0</b>	<b>7</b>	<b>0</b>	<b>0</b>

on a flea-flicker intended for WR Brandin Cooks...**at Jacksonville (Nov. 12):** Posted six tackles (four solo), a tackle for loss, a career-high two INTs and three passes defended...Both takeaways came inside the final two minutes of the fourth quarter...On the first, tipped a pass that was deflected by Hayward back to himself...Later on, picked off QB Blake Bortles again after an overthrown pass due to pressure applied by DE Joey Bosa and DE Melvin Ingram...Played 82 defensive snaps and three on special teams after making the 25th start of his career at FS...**vs. Buffalo (Nov. 19):** Hauled in an interception, his third in two games, returning the pick nine yards...Finished with four solo tackles on 62 defensive plays while adding four snaps on special teams...**at Dallas (Nov. 23):** Started at FS and played all 55 snaps on defense, one of three Chargers defenders to do so...Totalled four tackles (two solo)...**vs. Cleveland (Dec. 3):** Played all 63 defensive snaps and added two on special teams after starting at FS...Posted four solo tackles, bringing his career total above 150.



## TRE BOSTON NFL STATISTICS



Year	Team	GP	GS	— Tackles —						— Interceptions —					— Fumbles —					
				Total	Solo	Asst	Sacks	Yds	TFL	No.	Yds	Lg	TD	PD	FF	FR	Yds	ST Tackles		
2014	Carolina	11	5	24	19	5	0.0	0	0	1	84	84t	1	2	0	0	0	0	2	
2015	Carolina	16	1	19	16	3	0.0	0	1	0	0	—	0	1	0	0	0	0	8	
2016	Carolina	15	10	50	40	10	2.0	19	5	2	29	22	0	6	0	0	0	0	1	
2017	Los Angeles Chargers	12	11	58	45	13	0.0	0	1	4	24	15	0	7	0	0	0	0	0	
<b>NFL Totals</b>		<b>54</b>	<b>27</b>	<b>151</b>	<b>120</b>	<b>31</b>	<b>2.0</b>	<b>19</b>	<b>7</b>	<b>7</b>	<b>137</b>	<b>84t</b>	<b>1</b>	<b>16</b>	<b>0</b>	<b>0</b>	<b>0</b>	<b>0</b>	<b>11</b>	
PLAYOFFS		Year	Team	GP	GS	— Tackles —						— Interceptions —					— Fumbles —			
Total	Solo					Asst	Sacks	Yds	TFL	No.	Yds	Lg	TD	PD	FF	FR	Yds	ST Tackles		
2014	Carolina	2	2	3	3	0	0.0	0	0	1	11	11	0	1	0	0	0	0	0	
2015	Carolina	3	0	4	3	1	1.0	8	1	1	5	5	0	1	0	1	0	0	2	
<b>Postseason Totals</b>		<b>5</b>	<b>2</b>	<b>7</b>	<b>6</b>	<b>1</b>	<b>1.0</b>	<b>8</b>	<b>1</b>	<b>2</b>	<b>16</b>	<b>11</b>	<b>0</b>	<b>2</b>	<b>0</b>	<b>1</b>	<b>0</b>	<b>0</b>	<b>2</b>	





# 57 JATAVIS BROWN

**POSITION:** Outside Linebacker  
**HEIGHT:** 5-11  
**WEIGHT:** 221  
**BORN:** February 18, 1994  
**COLLEGE:** Akron  
**HOMETOWN:** Belle Glade, Fla.  
**HIGH SCHOOL:** Glades Central High  
**EXPERIENCE:** 2nd Year (2nd Chargers)  
**ACQUIRED:** Draft 5 — 2016  
**CAREER GP/GS:** 24/12  
**PLAYOFFS GP/GS:** 0/0



**2017:** Played in all 12 games with five starts, posting 60 tackles (45 solo), two tackles for loss and a fumble recovery... Added two special teams tackles on kickoff coverage and one on punt coverage...**at Denver (Sept. 11):** Made his first season-opening start at OLB...Led all players with a career-high 15 tackles (13 solo)...Appeared on 66 of 69 defensive plays...**vs. Miami (Sept. 17):** Started at OLB, totaling 10 tackles (six solo)...Played all 68 defensive snaps, one of four Los Angeles defenders to do so...**vs. Kansas City (Sept. 24):** Started at OLB for the third-straight game and 10th game of his career... Was one of five Chargers defenders to play all 53 defensive snaps...Registered eight tackles (four solo)...Surpassed 100 career tackles...**vs. Philadelphia (Oct. 1):** Appeared in the 16th game of his career, starting at OLB and playing 68 defensive snaps...Totaled five tackles (four solo) and a tackle for loss...**at New York Giants (Oct. 8):** Saw action on 35 defensive snaps, totaling six tackles (five solo) after opening the game at OLB...**at Oakland (Oct. 15):** Appeared on 20 snaps on defense and two on special teams, registering two tackles (one solo)...**vs. Denver (Oct. 22):** Posted his first fumble recovery of the season after S Adrian Phillips stripped the ball free from TE A.J. Derby...Finished with two tackles (one solo) and the recovery, eclipsing 120 career tackles...Saw action on 18 plays on defense...**at New England (Oct. 29):** Posted a solo tackle on 22 defensive plays...Played in the 20th game of his career...**at Jacksonville (Nov. 12):** Saw action on 53 defensive snaps, fin-

## 2017, LOS ANGELES CHARGERS

Date	Opp.	Res.	Games		Tackles					Interceptions				Fumbles				
			P/S	Tot	So	As	Sk	Yd	TFL	No.	Yd	Lg	TD	PD	FF	FR		
09/11	at Den	L	1/1	15	13	2	0	0	0	0	0	0	0	0	0	0	0	
09/17	Mia	L	1/1	10	6	4	0	0	0	0	0	0	0	0	0	0	0	
09/24	KC	L	1/1	8	4	4	0	0	0	0	0	0	0	0	0	0	0	
10/01	Phi	L	1/1	5	4	1	0	0	1	0	0	0	0	0	0	0	0	
10/08	at NYG	W	1/1	6	5	1	0	0	0	0	0	0	0	0	0	0	0	
10/15	at Oak	W	1/0	2	1	1	0	0	0	0	0	0	0	0	0	0	0	
10/22	at Den	W	1/0	2	1	1	0	0	0	0	0	0	0	0	0	0	1	
10/29	at NE	L	1/0	1	1	0	0	0	0	0	0	0	0	0	0	0	0	
11/12	at Jax	L (OT)	1/0	7	7	0	0	0	1	0	0	0	0	0	0	0	0	
11/19	Buf	W	1/0	4	3	1	0	0	0	0	0	0	0	0	0	0	0	
11/23	at Dal	W	1/0	0	0	0	0	0	0	0	0	0	0	0	0	0	0	
12/03	Cle	W	1/0	0	0	0	0	0	0	0	0	0	0	0	0	0	0	
12/10	Was																	
12/16	at KC																	
12/24	at NYJ																	
12/31	Oak																	
<b>'17 TOTALS</b>				<b>6-6</b>	<b>12/5</b>	<b>60</b>	<b>45</b>	<b>15</b>	<b>0</b>	<b>0</b>	<b>2</b>	<b>0</b>	<b>0</b>	<b>—</b>	<b>0</b>	<b>0</b>	<b>0</b>	<b>1</b>

ishing with seven solo tackles and a tackle for loss...**vs. Buffalo (Nov. 19):** Posted four tackles (three solo) and added a special teams tackle on kickoff coverage...Participated on 18 plays on defense along with 14 special teams snaps...**at Dallas (Nov. 23):** Registered a special teams tackle on kickoff coverage, finishing with three snaps on defense and eight on special teams...**vs. Cleveland (Dec. 3):** Appeared on four defensive plays and 10 on special teams, posting a special teams tackle on punt coverage.



## JATAVIS BROWN NFL STATISTICS



Year	Team	GP	GS	— Tackles —					— Interceptions —					— Fumbles —			ST Tackles	
				Total	Solo	Asst	Sacks	Yds	TFL	No.	Yds	Lg	TD	PD	FF	FR		Yds
2016	San Diego	12	7	73	52	21	3.5	24	9	0	0	—	0	8	2	1	0	3
2017	Los Angeles Chargers	12	5	60	45	15	0.0	0	2	0	0	—	0	0	0	1	0	3
<b>NFL Totals</b>		<b>24</b>	<b>12</b>	<b>133</b>	<b>97</b>	<b>36</b>	<b>3.5</b>	<b>24</b>	<b>2</b>	<b>0</b>	<b>0</b>	<b>—</b>	<b>0</b>	<b>8</b>	<b>2</b>	<b>2</b>	<b>0</b>	<b>6</b>



# 10 KELLEN CLEMENS

**POSITION:** Quarterback  
**HEIGHT:** 6-2  
**WEIGHT:** 220  
**BORN:** June 6, 1983  
**COLLEGE:** Oregon  
**HOMETOWN:** Burns, Ore.  
**HIGH SCHOOL:** Burns (Ore.) High  
**EXPERIENCE:** 12th Year (4th Chargers)  
**ACQUIRED:** UFA (St. Louis) — 2014  
**CAREER GP/GS:** 60/21  
**PLAYOFFS GP/GS:** 3/0



**2017:** Appeared in four games, totaling 33 passing yards on five-of-five passing (three.2 passer rating)...Dressed as the backup quarterback, but did not play in the other eight contests...**at Jacksonville (Nov. 12):** Saw action as a holder on three special teams plays...**vs. Buffalo (Nov. 19):** Played the fourth quarter in relief of QB Philip Rivers, completing all five attempts for 33 yards (94.2 rating)...Completed his first attempt to TE Jeff Cumberland for a two-yard gain on a drag-route...Appeared on 17 plays on offense and 12 on special teams...**at Dallas (Nov. 23):** Appeared on six special teams plays, holding for all field goals and extra points...**vs. Cleveland (Dec. 3):** Served as the holder on all kicks and extra points for a total of six snaps on special teams.

Date	Opp.	Res.	Games		Att	Cmp	Pct.	Passing					Rushing					
			P/S	Yds				TD	Int	Lg	Sk	Rtg	Att	Yds	TD			
09/11	at Den	L	0/0	0	0	0.0	0	0	0	0	0	0	0	0	0	0	0	0
09/17	Mia	L	0/0	0	0	0.0	0	0	0	0	0	0	0	0	0	0	0	0
09/24	KC	L	0/0	0	0	0.0	0	0	0	0	0	0	0	0	0	0	0	0
10/01	Phi	L	0/0	0	0	0.0	0	0	0	0	0	0	0	0	0	0	0	0
10/08	at NYG	W	0/0	0	0	0.0	0	0	0	0	0	0	0	0	0	0	0	0
10/15	at Oak	W	0/0	0	0	0.0	0	0	0	0	0	0	0	0	0	0	0	0
10/22	Den	W	0/0	0	0	0.0	0	0	0	0	0	0	0	0	0	0	0	0
10/29	at NE	L	0/0	0	0	0.0	0	0	0	0	0	0	0	0	0	0	0	0
11/12	at Jax	L (OT)	1/0	0	0	0.0	0	0	0	0	0	0	0	0	0	0	0	0
11/19	Buf	W	1/0	5	5	100.0	33	0	0	10	0	94.2	3	-3	0	0	0	
11/23	at Dal	W	1/0	0	0	0.0	0	0	0	0	0	-	0	0	0	0	0	
12/03	Cle	W	1/0	0	0	0.0	0	0	0	0	0	-	0	0	0	0	0	
12/10	Was																	
12/16	at KC																	
12/24	at NYJ																	
12/31	Oak																	
<b>'17 TOTALS</b>		<b>6-6</b>	<b>4/0</b>	<b>5</b>	<b>5</b>	<b>100.0</b>	<b>33</b>	<b>0</b>	<b>0</b>	<b>10</b>	<b>0</b>	<b>94.2</b>	<b>3</b>	<b>-3</b>	<b>0</b>	<b>0</b>	<b>0</b>	



## KELLEN CLEMENS NFL STATISTICS




Year	Team	GP	GS	— Passing —										— Rushing —					
				Att	Cmp	Pct.	Yards	Y/A	TD	Int	Lg	Sk	Lost	Rating	Att	Yds	Avg.	Lg	TD
2006	New York Jets	2	0	1	0	0.0	0	0.0	0	0	—	4	27	39.6	2	10	5.0	8	0
2007	New York Jets	10	8	250	130	52.0	1,529	6.1	5	10	56	27	138	60.9	27	111	4.1	18	1
2008	New York Jets	2	0	5	3	60.0	26	5.2	0	1	11	0	0	34.2	3	-3	-1.0	-1	0
2009	New York Jets	10	1	26	13	50.0	125	4.8	0	0	26	4	21	63.8	12	1	0.1	6	0
2010	New York Jets	1	0	2	1	50.0	6	3.0	0	0	6	0	0	56.3	2	9	4.5	10t	1
2011	St. Louis	3	3	91	48	52.7	546	6.0	2	1	36t	9	68	73.8	6	37	6.2	18t	1
2012	St. Louis	2	0	3	1	33.3	39	13.0	0	1	39	0	0	42.4	2	5	2.5	5	0
2013	St. Louis	10	9	242	142	58.7	1,673	6.9	8	7	81t	21	138	78.8	23	64	2.8	16	0
2014	San Diego	2	0	3	1	33.3	10	3.3	0	0	10	1	9	43.8	0	0	—	—	0
2015	San Diego	2	0	6	5	83.3	63	10.5	1	0	19t	0	0	150.0	1	-1	-1.0	-1	0
2016	San Diego	12	0	1	0	0.0	0	0.0	0	0	—	0	0	39.6	2	-1	-0.5	0	0
2017	Los Angeles Chargers	4	0	5	5	100.0	33	6.6	0	0	10	0	0	94.2	3	-3	-1.0	-1	0
<b>NFL Totals</b>		<b>60</b>	<b>21</b>	<b>635</b>	<b>349</b>	<b>55.0</b>	<b>4,050</b>	<b>6.4</b>	<b>16</b>	<b>20</b>	<b>81t</b>	<b>66</b>	<b>401</b>	<b>69.7</b>	<b>83</b>	<b>229</b>	<b>2.8</b>	<b>18</b>	<b>3</b>
<b>PLAYOFFS</b>		<b>GP</b>	<b>GS</b>	<b>Att</b>	<b>Cmp</b>	<b>Pct.</b>	<b>Yards</b>	<b>Y/A</b>	<b>TD</b>	<b>Int</b>	<b>Lg</b>	<b>Sk</b>	<b>Lost</b>	<b>Rating</b>	<b>No.</b>	<b>Yds</b>	<b>Avg.</b>	<b>Lg</b>	<b>TD</b>
2009	New York Jets	3	0	0	0	0.0	0	—	0	0	—	0	0	—	0	0	—	—	0



# 80 SEAN CULKIN

**POSITION:** Tight End  
**HEIGHT:** 6-5  
**WEIGHT:** 255  
**BORN:** June 11, 1993  
**COLLEGE:** Missouri  
**HOMETOWN:** Indian Rocks Beach, Fla.  
**HIGH SCHOOL:** Christian High  
**EXPERIENCE:** Rookie  
**ACQUIRED:** Free Agent — 2017  
**CAREER GP/GS:** 1/0  
**PLAYOFFS GP/GS:** 0/0



**2017:** Saw action on offense in the first game of his career before being inactive as a healthy scratch for the next 11 contests...**at Denver (Sept. 11):** Made his NFL debut...Saw action on 11 offensive plays...**vs. Miami (Sept. 17):** Inactive (healthy scratch).c

2017, LOS ANGELES CHARGERS															
Date	Opp.	Res.	Games		No.	Receiving				Att	Rushing				Total Off.
			P/S			Yds	Avg.	Lg	TD		Yds	Avg.	Lg	TD	
09/11	at Den	L	1/0		0	0	-	-	0	0	0	-	-	0	0
09/17	Mia	L	0/0			- Inactive -									
09/24	KC	L	0/0			- Inactive -									
10/01	Phi	L	0/0			- Inactive -									
10/08	at NYG	W	0/0			- Inactive -									
10/15	at Oak	W	0/0			- Inactive -									
10/22	Den	W	0/0			- Inactive -									
10/29	at NE	L	0/0			- Inactive -									
11/12	at Jax	L (OT)	0/0			- Inactive -									
11/19	Buf	W	0/0			- Inactive -									
11/23	at Dal	W	0/0			- Inactive -									
12/03	Cle	W	0/0			- Inactive -									
12/10	Was														
12/16	at KC														
12/24	at NYJ														
12/31	Oak														
<b>'17 TOTALS</b>		<b>6-6</b>	<b>1/0</b>		<b>0</b>	<b>0</b>	<b>-</b>	<b>-</b>	<b>0</b>	<b>0</b>	<b>0</b>	<b>-</b>	<b>-</b>	<b>0</b>	<b>0</b>




## SEAN CULKIN NFL STATISTICS



Year	Team	GP	GS	No.	- Receiving -				Att	- Rushing -				- Scrimmage -
					Yds	Avg.	Lg	TD		Yds	Avg.	Lg	TD	Yards
2017	Los Angeles Chargers	1	0	0	0	-	-	0	0	0	-	-	0	0





# 87 JEFF CUMBERLAND

**POSITION:** Tight End  
**HEIGHT:** 6-4  
**WEIGHT:** 260  
**BORN:** May 2, 1987  
**COLLEGE:** Illinois  
**HOMETOWN:** Columbus, Ohio  
**HIGH SCHOOL:** Brookhaven High  
**EXPERIENCE:** 8th Year (2nd Chargers)  
**ACQUIRED:** Free Agent — 2016  
**CAREER GP/GS:** 68/46  
**PLAYOFFS GP/GS:** 0/0



**2017:** Was released by Los Angeles Chargers during final roster reductions...Signed by Chargers on Nov. 7...Appeared in three games with two starts and was inactive for another, posting a two-yard catch and a special teams tackle...**at Jacksonville (Nov. 12):** Inactive (healthy scratch)...**vs. Buffalo (Nov. 19):** Started as the second TE, appearing on 28 offensive snaps and 13 on special teams...Caught a pass for two yards...**at Dallas (Nov. 23):** Saw action on 15 plays on offense and 11 on special teams after opening the game as the second TE...**vs. Cleveland (Dec. 3):** Appeared on 24 offensive snaps and eight on special teams, recording a special teams tackle on kickoff coverage that pinned the Browns inside the 20.

Date	Opp.	Res.	Games		Receiving					Rushing					Total Off.	
			P/S	No.	Yds	Avg.	Lg	TD	Att	Yds	Avg.	Lg	TD			
09/11	at Den	L	0/0		— Not With Team —											
09/17	Mia	L	0/0		— Not With Team —											
09/24	KC	L	0/0		— Not With Team —											
10/01	Phi	L	0/0		— Not With Team —											
10/08	at NYG	W	0/0		— Not With Team —											
10/15	at Oak	W	0/0		— Not With Team —											
10/22	Den	W	0/0		— Not With Team —											
10/29	at NE	L	0/0		— Not With Team —											
11/12	at Jax	L (OT)	0/0		— Inactive —											
11/19	Buf	W	1/1	1	2	2.0	2	0	0	0	-	-	0	2		
11/23	at Dal	W	1/1	0	0	-	-	0	0	0	-	-	0	0		
12/03	Cle	W	1/0	0	0	-	-	0	0	0	-	-	0	0		
12/10	Was															
12/16	at KC															
12/24	at NYJ															
12/31	Oak															
<b>'17 TOTALS</b>				<b>6-6</b>	<b>3/2</b>	<b>1</b>	<b>2</b>	<b>2.0</b>	<b>2</b>	<b>0</b>	<b>0</b>	<b>0</b>	<b>-</b>	<b>-</b>	<b>0</b>	<b>2</b>

## JEFF CUMBERLAND NFL STATISTICS

Year	Team	GP	GS	— Receiving —					— Rushing —					— Scrimmage —
				No.	Yds	Avg.	Lg	TD	Att	Yds	Avg.	Lg	TD	Yards
2010	New York Jets	1	0	1	3	3.0	3	0	0	0	-	-	0	3
2011	New York Jets	3	0	2	35	17.5	33	0	0	0	-	-	0	35
2012	New York Jets	15	12	29	359	12.4	39	3	0	0	-	-	0	359
2013	New York Jets	15	12	26	398	15.3	47	4	0	0	-	-	0	398
2014	New York Jets	16	14	23	247	10.7	28	3	0	0	-	-	0	247
2015	New York Jets	15	6	5	77	15.4	44	0	0	0	-	-	0	77
2016	San Diego	0	0	— Injured Reserve —										
2017	Los Angeles Chargers	3	2	1	2	2.0	2	0	0	0	-	-	0	2
<b>NFL Totals</b>		<b>68</b>	<b>46</b>	<b>87</b>	<b>1,121</b>	<b>12.9</b>	<b>47</b>	<b>10</b>	<b>0</b>	<b>0</b>	<b>-</b>	<b>-</b>	<b>0</b>	<b>1,121</b>

Year	Team	No.	— Kickoff Returns —				— Punt Returns —				— All-Purpose — Yards		
			Yds	Avg.	Lg	TD	No.	FC	Yds	Avg.		Lg	TD
2010	New York Jets	0	0	-	-	0	0	0	-	-	0	0	3
2011	New York Jets	0	0	-	-	0	0	0	-	-	0	0	35
2012	New York Jets	0	0	-	-	0	0	0	-	-	0	0	359
2013	New York Jets	0	0	-	-	0	0	0	-	-	0	0	398
2014	New York Jets	0	0	-	-	0	0	0	-	-	0	0	247
2015	New York Jets	4	50	12.5	17	0	0	0	-	-	0	0	127
2016	San Diego	— Injured Reserve —											
2017	Los Angeles Chargers	0	0	-	-	0	0	0	-	-	0	0	2
<b>NFL Totals</b>		<b>4</b>	<b>50</b>	<b>12.5</b>	<b>17</b>	<b>0</b>	<b>0</b>	<b>0</b>	<b>-</b>	<b>-</b>	<b>0</b>	<b>0</b>	<b>1,173</b>



# 11 GEREMY DAVIS

**POSITION:** Wide Receiver  
**HEIGHT:** 6-3  
**WEIGHT:** 211  
**BORN:** January 10, 1992  
**COLLEGE:** Connecticut  
**HOMETOWN:** Lawrenceville, Ga.  
**HIGH SCHOOL:** Norcross High  
**EXPERIENCE:** 3rd Year (2nd Chargers)  
**ACQUIRED:** Free Agent — 2016  
**CAREER GP/GS:** 15/0  
**PLAYOFFS GP/GS:** 0/0



**2017:** Appeared in two games and inactive for four others... Began season on practice squad before being signed to active roster on Sept. 11...Waived on Sept. 16 before being signed to practice squad on Sept. 19...Signed to active roster Oct. 26... **at Denver (Sept. 11):** Appeared on six plays on offense and seven on special teams...**at New England (Oct. 29):** Inactive (healthy scratch)...**vs. Cleveland (Dec. 3):** Appeared on six offensive plays.

Date	Opp.	Res.	Games		Receiving					Rushing					Total Off.
			No.	P/S	No.	Yds	Avg.	Lg	TD	Att	Yds	Avg.	Lg	TD	
09/11	at Den	L	1/0	0	0	-	-	0	0	0	-	-	0	0	0
09/17	Mia	L	0/0	— Not With Team —											
09/24	KC	L	0/0	— Practice Squad —											
10/01	Phi	L	0/0	— Practice Squad —											
10/08	at NYG	W	0/0	— Practice Squad —											
10/15	at Oak	W	0/0	— Practice Squad —											
10/22	Den	W	0/0	— Practice Squad —											
10/29	at NE	L	0/0	— Inactive —											
11/12	at Jax	L (OT)	0/0	— Inactive —											
11/19	Buf	W	0/0	— Inactive —											
11/23	at Dal	W	0/0	— Inactive —											
12/03	Cle	W	1/0	0	0	-	-	0	0	0	-	-	0	0	
12/10	Was														
12/16	at KC														
12/24	at NYJ														
12/31	Oak														
<b>'17 TOTALS</b>			<b>6-6</b>	<b>2/0</b>	<b>0</b>	<b>0</b>	<b>-</b>	<b>-</b>	<b>0</b>	<b>0</b>	<b>0</b>	<b>-</b>	<b>-</b>	<b>0</b>	<b>0</b>



## GEREMY DAVIS NFL STATISTICS



Year	Team	GP	GS	— Receiving —					— Rushing —					— Scrimmage —
				No.	Yds	Avg.	Lg	TD	Att	Yds	Avg.	Lg	TD	Yards
2015	New York Giants	10	0	2	21	10.5	16	0	0	0	-	-	0	21
2016	San Diego	3	0	0	0	-	-	0	0	0	-	-	0	0
2017	Los Angeles Chargers	2	0	0	0	-	-	0	0	0	-	-	0	0
<b>NFL Totals</b>		<b>15</b>	<b>0</b>	<b>2</b>	<b>21</b>	<b>10.5</b>	<b>16</b>	<b>0</b>	<b>0</b>	<b>0</b>	<b>-</b>	<b>-</b>	<b>0</b>	<b>21</b>



# 43 MICHAEL DAVIS

**POSITION:** Cornerback  
**HEIGHT:** 6-2  
**WEIGHT:** 195  
**BORN:** January 6, 1995  
**COLLEGE:** Brigham Young  
**HOMETOWN:** Glendale, Calif.  
**HIGH SCHOOL:** Glendale (Calif.) High  
**EXPERIENCE:** Rookie  
**ACQUIRED:** Free Agent — 2017  
**CAREER GP/GS:** 11/0  
**PLAYOFFS GP/GS:** 0/0



**2017:** Opened the season on the practice squad after final roster reductions...Signed to active roster on Sept. 16...Played in 11 games since, appearing on 203 special teams snaps and 36 on defense...Broke up two passes while seeing action on defense...Ranks tied for second on the team with 12 special teams tackles...Totaled seven special teams tackles on punt coverage, pinning the opponent inside their own 20 three times...Registered five special teams tackles on kickoff coverage with two pinning the opponent inside their own 20...Returned two kicks for 36 yards (18.0 avg.)...**vs. Miami (Sept. 17):** Made his NFL debut, appearing on 11 special teams plays...Registered a special teams tackle on punt coverage, pinning the Dolphins inside their own 20...**vs. Kansas City (Sept. 24):** Played on 16 special teams snaps...**vs. Philadelphia (Oct. 1):** Appeared on 19 special teams plays...Posted a special teams tackle on punt coverage that forced the ensuing Philadelphia drive to begin inside the 20...**at New York Giants (Oct. 8):** Saw the first action of his career on defense, playing four defensive snaps...Appeared on a team-high 27 special teams plays, posting two tackles on special teams...Registered one on punt coverage and one on kickoff coverage that forced the Giants to start the ensuing drive from inside their own 20...**at Oakland (Oct. 15):** Played a team-high 18 snaps on special teams, totaling a special teams tackle on kickoff coverage...**vs. Denver (Oct. 22):** Saw action on 20 special teams snaps, posting three special teams tackles...Made one on punt coverage and two on kickoff coverage, pinning Denver inside the 20 once on kickoff coverage...**at New England (Oct. 29):** Played 22 snaps on special teams, totaling a special teams tackle on

## 2017, LOS ANGELES CHARGERS

Date	Opp.	Res.	Games P/S	Tackles					Interceptions					Fumbles					
				Tot	So	As	Sk	Yd	TFL	No.	Yd	Lg	TD	PD	FF	FR			
09/11	at Den	L	0/0	— Practice Squad —															
09/17	Mia	L	1/0	0	0	0	0	0	0	0	0	0	0	0	0	0	0	0	
09/24	KC	L	1/0	0	0	0	0	0	0	0	0	0	0	0	0	0	0	0	
10/01	Phi	L	1/0	0	0	0	0	0	0	0	0	0	0	0	0	0	0	0	
10/08	at NYG	W	1/0	0	0	0	0	0	0	0	0	0	0	0	0	0	0	0	
10/15	at Oak	W	1/0	0	0	0	0	0	0	0	0	0	0	0	0	0	0	0	
10/22	Den	W	1/0	0	0	0	0	0	0	0	0	0	0	0	0	0	0	0	
10/29	at NE	L	1/0	0	0	0	0	0	0	0	0	0	0	0	0	0	0	0	
11/12	at Jax	L (OT)	1/0	0	0	0	0	0	0	0	0	0	0	0	0	0	1	0	
11/19	Buf	W	1/0	3	3	0	0	0	0	0	0	0	0	0	0	0	1	0	
11/23	at Dal	W	1/0	0	0	0	0	0	0	0	0	0	0	0	0	0	0	0	
12/03	Cle	W	1/0	0	0	0	0	0	0	0	0	0	0	0	0	0	0	0	
12/10	Was																		
12/16	at KC																		
12/24	at NYJ																		
12/31	Oak																		
<b>'17 TOTALS</b>				<b>6-6</b>	<b>11/0</b>	<b>3</b>	<b>3</b>	<b>0</b>	<b>0</b>	<b>0</b>	<b>0</b>	<b>0</b>	<b>0</b>	<b>0</b>	<b>2</b>	<b>0</b>	<b>0</b>	<b>0</b>	<b>0</b>

kickoff coverage and two kickoff returns for 36 yards (18.0 avg.)...**at Jacksonville (Nov.12):** Appeared on six defensive plays and 29 on special teams...Registered the first defensive statistic of his career, a pass defended...Added two special teams tackles on punt coverage, pinning the Jaguars inside the 20 once...**vs. Buffalo (Nov. 19):** Posted three solo tackles and a pass defended, marking the first defensive tackles of his career...Contributed on a career-high 26 defensive snaps and 19 on special teams...**at Dallas (Nov. 23):** Played on 10 special teams snaps...**vs. Cleveland (Dec. 3):** Saw action on 12 special teams plays, registering a tackle on punt coverage.



## MICHAEL DAVIS NFL STATISTICS



Year	Team	GP	GS	— Tackles —					— Interceptions —					— Fumbles —						
				Total	Solo	Asst	Sacks	Yds	TFL	No.	Yds	Lg	TD	PD	FF	FR	Yds	ST Tackles		
2017	Los Angeles Chargers	11	0	3	3	0	0.0	0	0	0	0	0	0	0	2	0	0	0	0	12







# 30 AUSTIN EKELER

**POSITION:** Running Back  
**HEIGHT:** 5-10  
**WEIGHT:** 200  
**BORN:** May 17, 1995  
**COLLEGE:** Western State (Colo.)  
**HOMETOWN:** Eaton, Colo.  
**HIGH SCHOOL:** Eaton (Colo.) High  
**EXPERIENCE:** Rookie  
**ACQUIRED:** Free Agent — 2017  
**CAREER GP/GS:** 12/0  
**PLAYOFFS GP/GS:** 0/0



**2017:** Appeared in all 12 games this season...Scored a 35-yard TD on the first carry of his career...Registered 41 carries for 198 yards (4.8 avg.) and two TDs...Posted 26 receptions for 273 yards (10.5 avg.) and three TDs...Posted two TD catches of 20-plus yards in the contest at Jacksonville, becoming the first running back to do so in a single game since Jamaal Charles (Dec. 15, 2013)...Returned five kickoffs for 85 yards (17.0 avg.)...Added 12 special teams tackles...**at Denver (Sept. 11):** Made his NFL debut in his home state of Colorado...Posted two receptions for 18 yards (9.0 avg.) while seeing action on three offensive plays and 17 on special teams...Registered a special teams tackle on punt coverage pinning Denver inside its own 20...**vs. Miami (Sept. 17):** Returned three kickoffs for 49 yards (16.3 avg.) with a long of 22 yards on 17 plays on special teams...Added a special teams tackle on punt coverage...**vs. Kansas City (Sept. 24):** Registered a six-yard reception...Saw action at running back on six offensive snaps and 19 on special teams...**vs. Philadelphia (Oct. 1):** Recorded a TD on the first carry of his career, a 35-yard score in the fourth quarter...Forced a missed tackle by OLB Mychal Kendricks on second down before running away from defenders for the score...Added two receptions for 23 yards (11.5 avg.)...Contributed with two special teams tackles on punt coverage that pinned the Eagles inside the 20...**at New York Giants (Oct. 8):** Saw the most extensive action of his career on offense, participating on 13 offensive snaps and 16 on special teams...Posted a career-high four carries...Also registered career highs in receptions (three) and receiving yards (28) for a 9.3 avg. ...Contributed with a tackle pinning the Giants inside their own 20 on kickoff coverage to bring his season total to five special teams tackles...**at Oakland (Oct. 15):** Recorded a one-yard run and an eight-yard reception on seven offensive plays...Contributed on 11 special teams plays, totaling two special teams tackles on punt coverage...Converted a reception on third-and-eight to move the chains on the team's first scoring drive...Caught a pass from QB Philip Rivers in the right flat and juke past CB David Amerson to get enough yardage for the first down...**vs. Denver (Oct. 22):** Registered the first TD catch of his career, finishing the game with a career-high four catches for six yards (1.5 avg.) and the score...On the play, started in the shotgun formation to the right of QB Philip Rivers before motioning left out of the backfield to catch a swing-pass in the left flat from Rivers for the one-yard score...Posted career highs with 38 rushing yards on seven carries (5.4 avg.)...Added a special teams tackle on kickoff coverage that forced Denver to start inside the 20...Contributed on punt coverage by downing a Drew Kaser punt at the Denver one-yard line in the third quarter...Saw action on 18 plays on offense and 13 on special teams...**at New England (Oct. 29):** Saw action on 17 plays on offense and 14 on special teams...Posted two rushes for eight yards (4.0 avg.) and hauled in a 13-yard catch, bringing his career receiving yards over 100...Returned two kickoffs for 36 yards (18.0 avg.)...Added a special teams tackle on punt cover-

## 2017, LOS ANGELES CHARGERS

Date	Opp.	Games		Att	Rushing				No.	Receiving				Total Off.
		Res.	P/S		Yds	Avg.	Lg	TD		Yds	Avg.	Lg	TD	
09/11	at Den	L	1/0	0	0	-	-	0	2	18	9.0	11	0	18
09/17	Mia	L	1/0	0	0	-	-	0	0	0	-	-	0	0
09/24	KC	L	1/0	0	0	-	-	0	1	6	6.0	6	0	6
10/01	Phi	L	1/0	1	35	35.0	35t	1	2	23	11.5	12	0	58
10/08	at NYG	W	1/0	4	0	0.0	2	0	3	28	9.3	14	0	28
10/15	at Oak	W	1/0	1	1	1.0	1	0	1	8	8.0	8	0	9
10/22	Den	W	1/0	7	38	5.4	11	0	4	6	1.5	3	1	44
10/29	at NE	L	1/0	2	8	4.0	5	0	1	13	13.0	13	0	21
11/12	at Jax	L (OT)	1/0	10	42	4.2	11	0	5	77	15.4	28t	2	119
11/19	Buf	W	1/0	6	40	6.7	21t	1	2	18	9.0	11	0	58
11/23	at Dal	W	1/0	6	15	2.5	7	0	3	55	18.3	38	0	70
12/03	Cle	W	1/0	4	19	4.8	9	0	2	21	10.5	16	0	40
12/10	Was													
12/16	at KC													
12/24	at NYJ													
12/31	Oak													
<b>'17 TOTALS</b>		<b>6-6</b>	<b>12/0</b>	<b>41</b>	<b>198</b>	<b>4.8</b>	<b>35t</b>	<b>2</b>	<b>2</b>	<b>21</b>	<b>10.5</b>	<b>16</b>	<b>0</b>	<b>471</b>

age...**at Jacksonville (Nov. 12):** Led the team in rushing and receiving yards, posting his first game with more than 100 yards from scrimmage (119)...Posted 42 rushing yards on 10 carries (4.2 avg.), both career highs...Set career highs with 77 receiving yards and two TDs on five catches (15.4 avg.), including a career-long 28-yard TD catch at the end of the first half...On the play, caught a pass in the right flat and ran away from LB Telvin Smith before breaking a tackle by CB Jalen Ramsey and running down the sideline for the score...Added a 22-yard score after catching another pass in the right flat before turning up the sideline and diving across the goal line for the TD...Became the first running back to post two TD catches of 20-plus yards in the same game since Jamaal Charles (Dec. 15, 2013)...Saw action on 23 offensive snaps and 17 on special teams...Led the team with three special teams tackles, all coming on punt coverage...**vs. Buffalo (Nov. 19):** Played on 32 offensive snaps and 14 on special teams, the most extensive action of his career on offense to that point...Rushed for 40 yards and a TD on six attempts (6.7 avg.)...In the fourth quarter, took a handoff up the middle from QB Kellen Clemens and ran away from Bills defenders for a 21-yard TD after receiving blocks from G/T Michael Schofield, G Kenny Wiggins, TE Cumberland and WR Tyrell Williams...Added two catches for 18 yards (9.0 avg.)...**at Dallas (Nov. 23):** Saw action on 27 snaps on offense and 11 on special teams...Rushed for 15 yards on six attempts (2.5 avg.) and posted three catches for 55 yards (18.3 avg.), including a career-long 38-yard catch in the third quarter...On third-and-two, was split wide left and put a double-move on LB Justin Durant to get open down the left sideline for the 38-yard completion from Rivers...**vs. Cleveland (Dec. 3):** Appeared on 20 plays on offense and seven on special teams...Posted 19 rushing yards on four attempts (4.8 avg.) and 21 receiving yards on a pair of receptions (10.5 avg.).



### AUSTIN EKELER NFL STATISTICS



Year	Team	GP	GS	Att	— Rushing —				No.	— Receiving —				— Scrimmage — Yards
					Yds	Avg.	Lg	TD		Yds	Avg.	Lg	TD	
2017	Los Angeles Chargers	12	0	41	198	4.8	35t	2	26	273	10.5	38	3	471
Year	Team	No.	— Kickoff Returns —				No.	— Punt Returns —				— All-Purpose — Yards		
			Yds	Avg.	Lg	TD		FC	Yds	Avg.	Lg		TD	
2017	Los Angeles Chargers	5	85	17.0	22	0	0	0	0	—	—	0	556	





# 51 KYLE EMANUEL

**POSITION:** Outside Linebacker  
**HEIGHT:** 6-3  
**WEIGHT:** 250  
**BORN:** August 16, 1991  
**COLLEGE:** North Dakota State  
**HOMETOWN:** Schuyler, Neb.  
**HIGH SCHOOL:** Schuyler (Neb.) Central High  
**EXPERIENCE:** 3rd Year (3rd Chargers)  
**ACQUIRED:** Draft 5 — 2015  
**CAREER GP/GS:** 43/22  
**PLAYOFFS GP/GS:** 0/0



**2017:** Started eight of 12 games played...Totaled 30 tackles (12 solo), a sack and two passes defended...Part of a defensive unit that ranks fourth in the NFL with 35 sacks...Contributed on 117 special teams plays, registering three special teams tackles on punt coverage...**at Denver (Sept. 11):** Started at OLB, playing 30 snaps on defense...Made five tackles (three solo)...**vs. Miami (Sept. 17):** Appeared on 12 defensive snaps...Registered three tackles (one solo) and a pass defended...Broke up a pass early in the third quarter from QB Jay Cutler intended for WR DeVante Parker...**vs. Kansas City (Sept. 24):** Played 20 defensive snaps, posting a solo tackle...Added a special teams tackle on punt coverage that pinned the Chiefs inside their own 20...**vs. Philadelphia (Oct. 1):** Started the 16th game of his career at OLB, his second of the season...Posted three assisted tackles on 17 defensive snaps...**at New York Giants (Oct. 8):** Started at OLB, registering three tackles (one solo)...Saw action on 21 defensive snaps...**at Oakland (Oct. 15):** Appeared on 17 plays on defense and 12 on special teams, posting three assisted tackles...**vs. Denver (Oct. 22):** Started at OLB, appearing on 17 defensive snaps...Totaled four tackles (three solo), including the 100th of his career, and a pass defended...Added a special teams tackle on punt coverage...Late in the third quarter, broke up a pass from QB Trevor Siemian intended for TE Virgil Green deep along the right sideline...**at New England (Oct. 29):** Posted two tackles (one solo) on defense, seeing action on 28 defensive snaps and 16 on special teams...**at Jacksonville (Nov. 12):** Saw action on 40 defensive snaps in the 40th game

## 2017, LOS ANGELES CHARGERS

Date	Opp.	Res.	Games P/S	Tackles					Interceptions					Fumbles				
				Tot	So	As	Sk	Yd	TFL	No.	Yd	Lg	TD	PD	FF	FR		
09/11	at Den	L	1/1	5	3	2	0	0	0	0	0	0	0	0	0	0	0	
09/17	Mia	L	1/0	3	1	2	0	0	0	0	0	0	0	0	1	0	0	
09/24	KC	L	1/0	1	1	0	0	0	0	0	0	0	0	0	0	0	0	
10/01	Phi	L	1/1	3	0	3	0	0	0	0	0	0	0	0	0	0	0	
10/08	at NYG	W	1/1	3	1	2	0	0	0	0	0	0	0	0	0	0	0	
10/15	at Oak	W	1/0	3	0	3	0	0	0	0	0	0	0	0	0	0	0	
10/22	Den	W	1/1	4	3	1	0	0	0	0	0	0	0	0	1	0	0	
10/29	at NE	L	1/0	2	1	1	0	0	0	0	0	0	0	0	0	0	0	
11/12	at Jax	L (OT)	1/1	1	1	0	1.0	4	1	0	0	0	0	0	0	0	0	
11/19	Buf	W	1/1	1	0	1	0	0	0	0	0	0	0	0	0	0	0	
11/23	at Dal	W	1/1	2	0	2	0	0	0	0	0	0	0	0	0	0	0	
12/03	Cle	W	1/1	2	1	1	0	0	0	0	0	0	0	0	0	0	0	
12/10	Was																	
12/16	at KC																	
12/24	at NYJ																	
12/31	Oak																	
<b>'17 TOTALS</b>				<b>6-6</b>	<b>12/8</b>	<b>30</b>	<b>12</b>	<b>18</b>	<b>1.0</b>	<b>4</b>	<b>1</b>	<b>0</b>	<b>0</b>	<b>—</b>	<b>0</b>	<b>2</b>	<b>0</b>	<b>0</b>

of his career, starting at OLB...Registered a sack, bringing his career total to 2.5...On the play, put a swim-move on FB Tommy Bohanon to reach Bortles for a four-yard sack...**vs. Buffalo (Nov. 19):** Assisted on a tackle and posted a special teams tackle after opening the game at OLB...Provided a block for ILB Korey Toomer on his 59-yard pick-six in the first quarter...Appeared on 20 plays on defense...**at Dallas (Nov. 23):** Started at OLB and played 14 defensive snaps, finishing with two assisted tackles...**vs. Cleveland (Dec. 3):** Posted two tackles (one solo) on 11 defensive snaps after opening the game at OLB.



## KYLE EMANUEL NFL STATISTICS



Year	Team	GP	GS	— Tackles —					— Interceptions —					— Fumbles —				
				Total	Solo	Asst	Sacks	Yds	TFL	No.	Yds	Lg	TD	PD	FF	FR	Yds	ST Tackles
2015	San Diego	15	3	30	15	15	1.0	13	3	1	0	0	0	1	0	0	0	8
2016	San Diego	16	11	49	30	19	0.5	2	7	0	0	—	0	2	1	1	0	3
2017	Los Angeles Chargers	12	8	30	12	18	1.0	4	1	0	0	—	0	2	0	0	0	3
<b>NFL Totals</b>		<b>43</b>	<b>22</b>	<b>109</b>	<b>57</b>	<b>52</b>	<b>2.5</b>	<b>19</b>	<b>11</b>	<b>1</b>	<b>0</b>	<b>0</b>	<b>0</b>	<b>5</b>	<b>1</b>	<b>1</b>	<b>0</b>	<b>14</b>



# 66 DAN FEENEY

**POSITION:** Guard  
**HEIGHT:** 6-4  
**WEIGHT:** 310  
**BORN:** May 29, 1994  
**COLLEGE:** Indiana  
**HOMETOWN:** Orland Park, Ill.  
**HIGH SCHOOL:** Sandburg High  
**EXPERIENCE:** Rookie  
**ACQUIRED:** Draft 3 — 2017  
**CAREER GP/GS:** 11/5  
**PLAYOFFS GP/GS:** 0/0



**2017:** Dressed for all 12 contests, appearing in 10 and making five starts...Took over as the starting LG after C/G Matt Slauson suffered a season-ending biceps injury...Provided time for QB Philip Rivers to throw a TD to TE Hunter Henry against the Eagles...Made the final down-field block for RB Melvin Gordon to score his second TD against the Raiders...**at Denver (Sept. 11):** Made his NFL debut, appearing on nine special teams plays...**vs. Miami (Sept. 17):** Played 11 snaps on special teams...**vs. Kansas City (Sept. 24):** Dressed, but did not see any action...**vs. Philadelphia (Oct. 1):** Appeared on a special teams play and saw the first action on offense of his career... Replaced C/G Matt Slauson after a triceps injury, appearing on four plays...Provided Rivers protection to hit Henry on a four-yard TD to bring Los Angeles within two points...**at New York Giants (Oct. 8):** Registered the most extensive work on offense of his career, appearing on nine offensive snaps... **at Oakland (Oct. 15):** Appeared on 11 offensive plays...On a screen pass to Gordon, provided the final down-field block inside the five-yard line for Gordon to score...**vs. Denver (Oct. 22):** Replaced Slauson after a season-ending biceps injury, seeing action on 26 offensive snaps and one on special teams... Provided a key kick-out block on OLB Shaquil Barrett to spring RB Austin Ekeler for an 11-yard run...**at New England (Oct. 29):** Started at LG for the first start of his career, playing all 58 snaps on offense and two on special teams...Helped pave the way for Gordon to rush for a season-high 132 yards and an 87-yard TD on 14 carries (9.4 avg.)...Part of a line that blocked for the team to total 157 rushing yards, the second-most by the Chargers in a game since 2014 (208 vs. Tennessee, Nov. 6, 2016)...**at Jacksonville (Nov. 12):** Started at LG and saw action on all 69 plays on offense and three on special teams... Provided time for Rivers to throw for 235 yards and two TDs


with an INT on 21-of-37 (56.8 pct.) passing...**vs. Buffalo (Nov. 19):** Started at LG, joining G/T Michael Schofield and G Kenny Wiggins as the only Chargers to play all 74 offensive snaps...Provided protection for Rivers and QB Kellen Clemens to throw for a combined 284 passing yards and two TDs for a 108.4 rating, including Rivers completing 20-of-32 passes (62.5 pct.) for 251 yards and two TDs (107.7 rating) through three quarters...It marked the fifth game this season for Rivers with a passer rating above 100 and the fourth above 105...Blocked for Gordon and Ekeler to combine for 120 rushing yards and two TDs on 26 carries (4.6 avg.)...**at Dallas (Nov. 23):** Started at LG and played all 68 snaps on offense and six on special teams...Part of a line that allowed Rivers to throw for 434 yards and three TDs on 27-of-33 passing (81.8 pct.) for a 149.1 passer rating...It marked the ninth 400-yard game, 54th 300-yard game and 51st three-TD game of Rivers' career...The 149.1 passer rating ranked third in his career...On the first TD pass, provided Rivers time to move through his progressions to find TE Hunter Henry in the middle of the end zone matched up with S Byron Jones for a three-yard score...**vs. Cleveland (Dec. 3):** Played all 70 snaps on offense and seven on special teams after opening the contest at LG...Blocked for Rivers to complete 31 passes on 43 attempts (72.1 pct.) for 344 yards and a TD (103.2 passer rating), marking the 55th 300-yard game of Rivers' career...Protected Rivers to reach 3,000 yards on the year for the 12th consecutive season, which also brought his career total past 49,000...The victory gave Rivers 103 for his career, good for sole possession of 13th in league history, breaking a tie with Hall of Fame QB Warren Moon...Provided blocking for Gordon to rush for 77 yards on 19 carries (4.1), including a sealing block of LB James Burgess Jr., on Gordon's 29-yard run in the third quarter.

DAN FEENEY NFL GAMES			
Year	Team	GP	GS
2017	Los Angeles Chargers	11	5



# 85 ANTONIO GATES

**POSITION:** Tight End  
**HEIGHT:** 6-4  
**WEIGHT:** 255  
**BORN:** June 18, 1980  
**COLLEGE:** Kent State  
**HOMETOWN:** Detroit, Mich.  
**HIGH SCHOOL:** Central High  
**EXPERIENCE:** 15th Year (15th Chargers)  
**ACQUIRED:** Free Agent — 2003  
**CAREER GP/GS:** 216/186  
**PLAYOFFS GP/GS:** 10/9



**2017:** Played in all 12 games with two starts...Posted 19 receptions for 179 yards (9.4 avg.) and a TD...Opened his 15th season tied with Hall of Fame TE Tony Gonzalez for the most receiving TDs by a tight end in NFL history with 111 before hauling in a pass from QB Philip Rivers in the home opener to take sole possession of first place...It marked 85 TD receptions from Rivers, the most by a quarterback-tight end duo in NFL history and is tied with Hall of Famers Steve Young and Jerry Rice for No. 2 among any quarterback and receiver combination in league annals...Became 22nd player in NFL history with 900-plus receptions and passed WR Wes Welker (903) to rank No. 21 with 916...**at Denver (Sept. 11):** Made the 185th start of his career at TE and saw time on 39 offensive plays...Hauled in a pair of passes for 17 yards (8.5 avg.)...**vs. Miami (Sept. 17):** Played on 32 snaps on offense at tight end, posting two catches for 11 yards (5.5 avg.) and a TD...The score marked his 112th TD reception of his career, breaking a tie with Gonzalez for the most receiving TDs by a tight end in NFL history...Ran a seam-route and settled in the end zone between two defenders before jumping over S Nate Allen to high-point the football for the score...It marked his 85th TD catch from Rivers, which ranks as the most all-time by a quarterback-tight end combination and ranks tied with Hall of Famers Steve Young and Jerry Rice for No. 2 between any quarterback and receiver combination...The 112 TDs ranks No. 6 in career TD receptions among all players in league annals...The first reception marked the 900th of his career, becoming just the 22nd player in NFL history with 900-plus receptions...**vs. Kansas City (Sept. 24):** Appeared on 40 offensive plays, catching two passes for 30 yards (15.0 avg.), moving into a tie with Welker for No. 21 for all-time receptions with 903...**vs. Philadelphia (Oct. 1):** Posted 18 yards on three receptions (6.0 avg.), moving his career total receptions to 906 to pass Welker for 21st all-time...**at New York Giants (Oct. 8):** Hauled in two catches for 23 yards (11.5 avg.), appearing on 41 offensive snaps...**at Oakland (Oct. 15):** Appeared in the 210th game of his career...Registered a season-long 16-yard catch, putting him at 909 career catches

## 2017, LOS ANGELES CHARGERS

Date	Opp.	Games		No.	Receiving				Att	Rushing			Total Off.	
		Res.	P/S		Yds	Avg.	Lg	TD		Yds	Avg.	Lg		TD
09/11	at Den	L	1/1	2	17	8.5	11	0	0	0	-	-	0	17
09/17	Mia	L	1/0	2	11	5.5	7t	1	0	0	-	-	0	11
09/24	KC	L	1/0	2	30	15.0	16	0	0	0	-	-	0	30
10/01	Phi	L	1/0	3	18	6.0	9	0	0	0	-	-	0	18
10/08	at NYG	W	1/0	2	23	11.5	12	0	0	0	-	-	0	23
10/15	at Oak	W	1/0	1	16	16.0	16	0	0	0	-	-	0	16
10/22	Den	W	1/0	1	4	4.0	4	0	0	0	-	-	0	4
10/29	at NE	L	1/0	2	25	12.5	16	0	0	0	-	-	0	25
11/12	at Jax	L (OT)	1/1	1	3	3.0	3	0	0	0	-	-	0	3
11/19	Buf	W	1/0	0	0	-	-	0	0	0	-	-	0	0
11/23	at Dal	W	1/0	0	0	-	-	0	0	0	-	-	0	0
12/03	Cle	W	1/0	3	32	10.7	12	0	0	0	-	-	0	32
12/10	Was													
12/16	at KC													
12/24	at NYJ													
12/31	Oak													
<b>'17 TOTALS</b>		<b>6-6</b>	<b>12/2</b>	<b>19</b>	<b>179</b>	<b>9.4</b>	<b>16</b>	<b>1</b>	<b>0</b>	<b>0</b>	<b>-</b>	<b>-</b>	<b>0</b>	<b>179</b>

and over 11,300 career receiving yards...Saw action on 37 offensive plays...**vs. Denver (Oct. 22):** Hauled in a four-yard catch for No. 910 in his career...Played on 18 offensive snaps...**at New England (Oct. 29):** Appeared on 25 plays on offense, posting two catches for 25 yards (12.5 avg.)...**at Jacksonville (Nov. 12):** Started at TE and played 26 snaps on offense...Registered a three-yard reception...**vs. Buffalo (Nov.19):** Saw action on 15 offensive plays...Provided a key block on S Micah Hyde to spring RB Melvin Gordon free for a 10-yard TD in the second quarter...**at Dallas (Nov. 23):** Participated on 18 offensive snaps...**vs. Cleveland (Dec. 3):** Posted 32 yards on three receptions (10.7 avg.), playing on 27 snaps on offense...Found a spot in zone coverage on third-and-10 in the first quarter to bring in a 12-yard catch between LB James Burgess Jr., LB Christian Kirksey and LB Joe Schobert...Provided a down-field block for WR Travis Benjamin on a 39-yard gain in the second quarter.





### ANTONIO GATES NFL STATISTICS



Year	Team	GP	GS	— Receiving —					— Rushing —					— Scrimmage —
				No.	Yds	Avg.	Lg	TD	Att	Yds	Avg.	Lg	TD	Yards
2003	San Diego	15	11	24	389	16.2	48	2	0	0	—	—	0	389
2004	San Diego	15	15	81	964	11.9	72t	13	0	0	—	—	0	964
2005	San Diego	15	15	89	1,101	12.4	38	10	0	0	—	—	0	1,101
2006	San Diego	16	16	71	924	13.0	57t	9	0	0	—	—	0	924
2007	San Diego	16	16	75	984	13.1	49t	9	0	0	—	—	0	984
2008	San Diego	16	16	60	704	11.7	34	8	0	0	—	—	0	704
2009	San Diego	16	16	79	1,157	14.6	56	8	0	0	—	—	0	1,157
2010	San Diego	10	10	50	782	15.6	48t	10	0	0	—	—	0	782
2011	San Diego	13	13	64	778	12.2	38t	7	0	0	—	—	0	778
2012	San Diego	15	15	49	538	11.0	34t	7	0	0	—	—	0	538
2013	San Diego	16	15	77	872	11.3	56t	4	0	0	—	—	0	872
2014	San Diego	16	13	69	821	11.9	34	12	0	0	—	—	0	821
2015	San Diego	11	4	56	630	11.3	40	5	0	0	—	—	0	630
2016	San Diego	14	9	53	548	10.3	27	7	0	0	—	—	0	548
2017	Los Angeles Chargers	12	2	19	179	9.4	16	1	0	0	—	—	0	179
<b>NFL Totals</b>		<b>216</b>	<b>186</b>	<b>916</b>	<b>11,371</b>	<b>12.4</b>	<b>72t</b>	<b>112</b>	<b>0</b>	<b>0</b>	<b>—</b>	<b>—</b>	<b>0</b>	<b>11,371</b>
<b>PLAYOFFS</b>														
Year	Team	GP	GS	— Receiving —					— Rushing —					— Scrimmage —
				No.	Yds	Avg.	Lg	TD	Att	Yds	Avg.	Lg	TD	Yards
2004	San Diego	1	1	6	89	14.8	44	1	0	0	—	—	0	89
2006	San Diego	1	1	6	61	10.2	19	0	0	0	—	—	0	61
2007	San Diego	3	2	6	60	10.0	23	0	0	0	—	—	0	60
2008	San Diego	2	2	13	146	11.2	30	0	0	0	—	—	0	146
2009	San Diego	1	1	8	93	11.6	23	0	0	0	—	—	0	93
2013	San Diego	2	2	3	15	5.0	5	0	0	0	—	—	0	15
<b>NFL Totals</b>		<b>10</b>	<b>9</b>	<b>42</b>	<b>464</b>	<b>11.0</b>	<b>44</b>	<b>1</b>	<b>0</b>	<b>0</b>	<b>—</b>	<b>—</b>	<b>0</b>	<b>464</b>



# 28 MELVIN GORDON

**POSITION:** Running Back  
**HEIGHT:** 6-1  
**WEIGHT:** 215  
**BORN:** April 13, 1993  
**COLLEGE:** Wisconsin  
**HOMETOWN:** Kenosha, Wis.  
**HIGH SCHOOL:** Bradford High  
**EXPERIENCE:** 3rd Year (3rd Chargers)  
**ACQUIRED:** Draft 1 — 2015  
**CAREER GP/GS:** 39/36  
**PLAYOFFS GP/GS:** 0/0



**2017:** Named AFC Offensive Player of the Week for his efforts in a Week 5 win against the Giants: 163 yards from scrimmage (105 rushing), a team-high six receptions and two TD catches... Started all 12 contests, posting 207 carries for 775 yards (3.7 avg.) and five TDs, including a career-long 87-yard score that tied Paul Lowe for the longest run in Chargers history... Caught 42 passes for 302 yards (7.2 avg.) and four TDs... Reached 100 career receptions in the first matchup with the Raiders... Opened the season with a TD in three consecutive games... Became the 13th player in team annals to surpass the 2,000-yard career rushing mark before passing Rod Bernstine (2,007), Mike Garrett (2,235) and Gary Anderson (2,250) to sit at 2,413 for No. 10 in franchise history... Topped 3,000 yards from scrimmage for his career, passing Bernstein (2,895) and Ricky Young (2,952) to become the 14th running back in franchise history to reach that threshold... Scored the 15th TD of his career on the ground, moving into a tie with John Hadl, Jack Kemp and Keith Lincoln for 14th in team annals... Surpassed Keith Lincoln (573) and Mike Garrett (572) in career rushes, ranking No. 8 in franchise history with 645... Passed Rod Bernstine (888) and Gene Foster (905) for the 14th in career receiving yards among running backs in team history, bringing his career total to 913... Has two 100-yard rushing performances... His four receiving TDs are a career high for a single season... **at Denver (Sept. 11):** Started at RB and played 45 snaps on offense... Posted 54 rushing yards on 18 carries (3.0 avg.), and is the only player to rush for more than 50 yards against Denver this season... Added 25 receiving yards and a TD on five catches (5.0 avg.), the third receiving TD of his career... Ran an angle-route out of the backfield to beat the coverage of LB Todd Davis to haul in the pass from QB Philip Rivers, and then leapt over S Justin Simmons at the three-yard line to reach the end zone... Surpassed 700 career receiving yards... **vs. Miami (Sept. 17):** Opened the game at RB, totaling 13 rushing yards and a TD on nine carries (1.4 avg.)... Posted seven catches for 65 yards (9.3 avg.) while playing on 48 offensive snaps... **vs. Kansas City (Sept. 24):** Played 33 offensive snaps after starting at RB... Ran for a then-season-high 79 yards and a TD on 17 attempts (4.6 avg.)... It marked the 30th game played of his career... **vs. Philadelphia (Oct. 1):** Opened the game at RB and appeared on 42 offensive plays, registering a seven-yard reception and 22 rushing yards on 10 carries (2.2 avg.)... Surpassed 1,800 career rushing yards on a 12-yard run in the first quarter... **at New York Giants (Oct. 8):** Named AFC Offensive Player of the Week for his efforts... Hauled in two TD passes from QB Philip Rivers in the right flat inside the red zone, including the game-winning score with just under three minutes remaining... Totaled six catches for 58 yards (9.7 avg.) and the two TDs... Exploded for 105 rushing yards on 20 carries (5.3 avg.) in his first 100-yard performance of the season... The 163 yards from scrimmage rank No. 2 in his career, trailing only a 261-yard performance vs. Tennessee (Nov. 6, 2016), which was also the last time he rushed for 100 yards... Appeared on 65 offensive plays... **at Oakland (Oct. 15):**

## 2017, LOS ANGELES CHARGERS

Date	Opp.	Res.	Games		Att	Rushing				No.	Receiving				Total Off.
			P/S			Yds	Avg.	Lg	TD		Yds	Avg.	Lg	TD	
09/11	at Den	L	1/1		18	54	3.0	21	0	5	25	5.0	11t	1	79
09/17	Mia	L	1/1		9	13	1.4	11	1	7	65	9.3	16	0	78
09/24	KC	L	1/1		17	79	4.6	14	1	0	0	-	-	0	79
10/01	Phi	L	1/1		10	22	2.2	12	0	1	7	7.0	7	0	29
10/08	at NYG	W	1/1		20	105	5.3	16	0	6	58	9.7	22	2	163
10/15	at Oak	W	1/1		25	83	3.3	18	1	9	67	7.4	14	1	150
10/22	Den	W	1/1		18	38	2.1	21	0	1	6	6.0	6	0	44
10/29	at NE	L	1/1		14	132	9.4	87t	1	1	7	7.0	7	0	139
11/12	at Jax	L (OT)	1/1		16	27	1.7	5	0	5	15	3.0	9	0	42
11/19	Buf	W	1/1		20	80	4.0	20	1	0	0	-	-	0	80
11/23	at Dal	W	1/1		21	65	3.1	11	0	3	23	7.7	16	0	88
12/03	Cle	W	1/1		19	77	4.1	29	0	4	29	7.3	14	0	106
12/10	Was														
12/16	at KC														
12/24	at NYJ														
12/31	Oak														
<b>'17 TOTALS</b>		<b>6-6</b>	<b>12/12</b>		<b>207</b>	<b>775</b>	<b>3.7</b>	<b>87t</b>	<b>5</b>	<b>42</b>	<b>302</b>	<b>7.2</b>	<b>22</b>	<b>4</b>	<b>1,077</b>

Registered the second game in as many weeks with 150-plus yards from scrimmage... Ran the ball 25 times for 83 yards (3.3 avg.) and a TD... Posted a career-high nine receptions for 67 yards (7.4 avg.) and a TD... Set the tone early with a 13-yard run on the first play from scrimmage... With less than two minutes left in the second quarter, leapt over the line on a fourth-and-goal from the one-yard line to score his third rushing TD of the season... Registered the 100th catch of his career on his eighth reception of the day, an eight-yard conversion on third down in the red zone... Moments later, caught a screen pass from Rivers and took it six yards for the score, marking his fourth TD catch of the season and sixth of his career... Started at RB, the 30th start of his career, and played 58 snaps on offense... **vs. Denver (Oct. 22):** Started at RB, seeing action on 40 plays on offense... Posted a six-yard reception and 38 rushing yards on 18 carries (2.1 avg.)... Passed Rod Bernstine (2,007) for the No. 12 in career rushing yards in franchise history... Became the 13th Charger to run for 2,000 yards... In the fourth quarter, lined up next to Rivers in shotgun for a draw handoff, patiently waiting for a hole to open before taking the ball 21 yards... The carry marked No. 549 for his career, passing Gary Anderson for 11th in team annals... **at New England (Oct. 29):** Registered his second 100-yard rushing performance of the season, totaling 132 yards and a TD on 14 attempts (9.4 avg.)... Added a seven-yard reception... Became the 14th player in team annals to eclipse 3,000 career yards from scrimmage, passing Bernstein (2,895) and Young (2,952)... Registered a career-long run on an 87-yard TD in the first quarter, which tied the longest run in Chargers history (Paul Lowe)... Lined up to the left of Rivers in shotgun, ran off-tackle to the right of the line and received key blocks from G/T Kenny Wiggins, G/T Michael Schofield, WR Tyrell Williams, WR Mike Williams and TE Hunter Henry... It marked the 14th rushing TD of his career, moving into a tie for 17th in franchise history with Buford McGee... **at Jacksonville (Nov. 12):** Started at RB, seeing action on 47 plays on offense... Finished with 27 rushing yards on 16 attempts (1.7 avg.) and 15 receiving yards on five receptions (3.0 avg.)... Surpassed Keith Lincoln (573) and Mike Garrett (572) in career rushes to rank No. 8 in franchise history... **vs. Buffalo (Nov. 19):** Totaled 80 rushing yards and a TD on 20 carries (4.0 avg.), bringing his career rushing yards to 2,271 to pass Mike Garrett (2,235) and Gary Anderson (2,250) for 10th

in team annals...The score was his 15th rushing TD of his career, moving into a tie with John Hadl, Jack Kemp and Keith Lincoln for 14th in team annals...In the second quarter, took a handoff up the middle and cut right behind a block from Schofield to get to the second level where T Russell Okung provided a pancake block for the 20-yard run...Later on in the quarter, took a handoff around the right end of the line for a 10-yard TD, getting a down-field block from TE Antonio Gates...Started at RB, playing on 37 offensive snaps...**at Dallas (Nov. 23):** Started at RB, playing 42 snaps on offense...Finished with 65 rushing yards on 21 carries (3.1 avg.) and 23 receiving yards on three receptions (7.7 avg.)... Brought his career total to 112 receptions, passing Mike Tolbert

and Paul Lowe for 12th in team history among running backs...**vs. Cleveland (Dec. 3):** Played 53 offensive snaps after starting at RB, finishing with 77 rushing yards on 19 carries (4.1 avg.) and four receptions for 29 yards (7.3 avg.)...Passed Rod Bernstine (888) and Gene Foster (905) for the 14th in career receiving yards among running backs in team history, bringing his career total to 913... Posted the his longest run of the day in the third quarter, taking the shotgun handoff from Rivers to the right behind a pulling C Spencer Pulley, who blocked two Browns (LB Christian Kirksey and LB Joe Schobert) to open a hole, before keeping his legs churning to get inside the Cleveland 15-yard line for a 29-yard gain.



### MELVIN GORDON NFL STATISTICS



Year	Team	GP	GS	— Rushing —					— Receiving —					— Scrimmage —
				Att	Yds	Avg.	Lg	TD	No.	Yds	Avg.	Lg	TD	Yards
2015	San Diego	14	13	184	641	3.5	27	0	33	192	5.8	18	0	833
2016	San Diego	13	11	254	997	3.9	48	10	41	419	10.2	35	2	1,416
2017	Los Angeles Chargers	12	12	207	775	3.7	87t	5	42	302	7.2	22	4	1,077
<b>NFL Totals</b>		<b>39</b>	<b>36</b>	<b>645</b>	<b>2,413</b>	<b>3.7</b>	<b>87t</b>	<b>15</b>	<b>116</b>	<b>913</b>	<b>7.9</b>	<b>35</b>	<b>6</b>	<b>3,326</b>





# 26 CASEY HAYWARD

**POSITION:** Cornerback  
**HEIGHT:** 5-11  
**WEIGHT:** 192  
**BORN:** September 9, 1989  
**COLLEGE:** Vanderbilt  
**HOMETOWN:** Perry, Ga.  
**HIGH SCHOOL:** Perry (Ga.) High  
**EXPERIENCE:** 6th Year (2nd Chargers)  
**ACQUIRED:** UFA (Green Bay) — 2016  
**CAREER GP/GS:** 79/46  
**PLAYOFFS GP/GS:** 6/2



**2017:** Named AFC Defensive Player of the Month for November...During the month, posted eight solo tackles, including a tackle for loss, three INTs and nine passes defended...Started all 12 games, totaling 33 tackles (27 solo), including two tackles for loss...Notched 20 passes defended, four INTs and an 11-yard fumble recovery...Ranks fourth among all Chargers defenders with 769 defensive snaps played...Posted his 20th INT of his career in the contest against the Cowboys, which ranks fourth since he entered the league in 2012...Made the 250th tackle of his career in the first matchup against Oakland...Registered the 70th pass defended of his career on his INT of QB Trevor Siemian in the second game against Denver...Part of the only secondary to not allow more than 245 gross passing yards in a game during the first seven weeks of the season...**at Denver (Sept. 11):** Started at LCB, playing 65 of 69 possible defensive snaps and appearing on one special teams play...Registered four tackles (three solo), a pass defended and a fumble recovery...Returned the recovery 11 yards after the ball was stripped from RB Jamaal Charles by ILB Korey Toomer...The return set up a 38-yard TD from QB Philip Rivers to WR Travis Benjamin on the following play...**vs. Miami (Sept. 17):** Was one of four Los Angeles defenders to appear on all 68 defensive plays after opening the game at LCB...Posted five tackles (three solo)...**vs. Kansas City (Sept. 24):** Appeared in his 70th career game, starting at LCB...Played all 53 snaps on defense, one of five Chargers to do so...Registered three tackles (two solo), including a tackle for loss...**vs. Philadelphia (Oct. 1):** Registered a solo tackle and a career-high five passes defended...Saw action on 77 defensive snaps after opening the game at LCB...Broke up two deep passes on a drive in the second quarter to help force a Philadelphia field goal...**at New York Giants (Oct. 8):** Started at LCB and appeared on all 70 defensive plays, joining fellow CB Trevor Williams, S Jahleel Addae and S Tre Boston as the only Los Angeles defenders to do so...Posted three solo tackles and a pass defended...**at Oakland (Oct. 15):** Appeared on all 58 defensive plays and three on special teams after opening the game at LCB...Made three tackles (two solo), bringing his career total to 250...**vs. Denver (Oct. 22):** Posted his first interception of the season for a pass defended, his 70th breakup of his career...Added a solo tackle while playing all 64 defensive snaps after starting at LCB...Picked off Siemian on fourth-and-six in the fourth quarter to preserve a 14-point advantage...**at New England (Oct. 29):** Started at LCB, playing in the 75th game of his career...Finished with two tackles (one solo) and a

## 2017, LOS ANGELES CHARGERS

Date	Opp.	Res.	Games		Tackles					Interceptions				Fumbles				
			P/S	Tot	So	As	Sk	Yd	TFL	No.	Yd	Lg	TD	PD	FF	FR		
09/11	at Den	L	1/1	4	3	1	0	0	0	0	0	0	0	0	1	0	1	
09/17	Mia	L	1/1	5	3	2	0	0	0	0	0	0	0	0	0	0	0	
09/24	KC	L	1/1	3	2	1	0	0	0	1	0	0	0	0	0	0	0	
10/01	Phi	L	1/1	1	1	0	0	0	0	0	0	0	0	0	5	0	0	
10/08	at NYG	W	1/1	3	3	0	0	0	0	0	0	0	0	0	1	0	0	
10/15	at Oak	W	1/1	3	2	1	0	0	0	0	0	0	0	0	0	0	0	
10/22	Den	W	1/1	1	1	0	0	0	0	0	1	-2	-2	0	1	0	0	
10/29	at NE	L	1/1	2	1	1	0	0	0	0	0	0	0	0	1	0	0	
11/12	at Jax	L (OT)	1/1	1	1	0	0	0	0	0	0	0	0	0	2	0	0	
11/19	Buf	W	1/1	4	4	0	0	0	0	1	2	9	7	0	3	0	0	
11/23	at Dal	W	1/1	3	3	0	0	0	0	0	1	0	0	0	4	0	0	
12/03	Cle	W	1/1	3	3	0	0	0	0	0	0	0	0	0	2	0	0	
12/10	Was																	
12/16	at KC																	
12/24	at NYJ																	
12/31	Oak																	
<b>'17 TOTALS</b>				<b>6-6</b>	<b>12/12</b>	<b>33</b>	<b>27</b>	<b>6</b>	<b>0</b>	<b>0</b>	<b>2</b>	<b>4</b>	<b>7</b>	<b>7</b>	<b>0</b>	<b>20</b>	<b>0</b>	<b>1</b>


pass defended...Broke up a pass from QB Tom Brady intended for TE Rob Gronkowski on a seam-route in the third quarter...**at Jacksonville (Nov. 12):** Posted a solo tackle and two passes defended after opening the game at LCB...On one breakup in the fourth quarter, tipped a pass from QB Blake Bortles in the air that was eventually intercepted by Boston...Played 74 defensive snaps...**vs. Buffalo (Nov. 19):** Posted four solo tackles, including a tackle for loss, registered three passes defended and tied a career high with two INTs...Recorded the first in the first quarter on a diving attempt after QB Nathan Peterman was pressured by DE Joey Bosa and DE Melvin Ingram...In the second quarter, stepped in front of a pass intended for WR Deonte Thompson after Peterman was pressured again by Bosa...Started at LCB and played 37 snaps on defense...**at Dallas (Nov. 23):** Started the 45th game of his career at LCB, playing all 55 defensive snaps, one of three Chargers defenders to do so...Posted three solo tackles and his fourth INT of the season...Stepped in front of a pass intended for WR Dez Bryant along the left sideline for the pick...It marked the 20th INT of his career, breaking a tie with Brent Grimes for the fourth-most in the NFL since he entered the league in 2012...**vs. Cleveland (Dec. 3):** Started at LCB and played all 63 snaps on defense...Posted three solo tackles and broke up a pair of passes, bringing his total to 20 passes defended on the season...It marks the third season of his career (2012, '16) with 20-plus passes defended



### CASEY HAYWARD NFL STATISTICS



Year	Team	GP	GS	— Tackles —					— Interceptions —					— Fumbles —				
				Total	Solo	Asst	Sacks	Yds	TFL	No.	Yds	Lg	TD	PD	FF	FR	Yds	ST Tackles
2012	Green Bay	16	7	55	43	12	0.0	0	1	6	81	24	0	25	1	0	0	5
2013	Green Bay	3	1	12	7	5	0.0	0	0	0	0	—	0	1	0	0	0	0
2014	Green Bay	16	1	32	27	5	0.0	0	2	3	113	82t	1	6	0	2	49	7
2015	Green Bay	16	11	74	53	21	0.0	0	3	0	0	—	0	7	0	0	0	1
2016	San Diego	16	14	59	51	8	0.0	0	2	7	102	31	1	23	0	0	0	1
2017	Los Angeles Chargers	12	12	33	27	6	0.0	0	2	4	7	7	0	20	0	1	11	0
<b>NFL Totals</b>		<b>79</b>	<b>46</b>	<b>265</b>	<b>208</b>	<b>57</b>	<b>0.0</b>	<b>0</b>	<b>10</b>	<b>20</b>	<b>303</b>	<b>82t</b>	<b>2</b>	<b>82</b>	<b>1</b>	<b>3</b>	<b>60</b>	<b>14</b>
<b>PLAYOFFS</b>				— Tackles —					— Interceptions —					— Fumbles —				
Year	Team	GP	GS	Total	Solo	Asst	Sacks	Yds	TFL	No.	Yds	Lg	TD	PD	FF	FR	Yds	ST Tackles
2012	Green Bay	2	0	2	2	0	0.0	0	0	0	0	—	0	0	0	0	0	2
2014	Green Bay	2	0	1	1	0	0.0	0	1	0	0	—	0	1	0	0	0	0
2015	Green Bay	2	2	14	12	2	0.0	0	0	0	0	—	0	2	0	0	0	0
<b>Postseason Totals</b>		<b>6</b>	<b>2</b>	<b>17</b>	<b>15</b>	<b>2</b>	<b>0.0</b>	<b>0</b>	<b>1</b>	<b>0</b>	<b>0</b>	<b>—</b>	<b>0</b>	<b>3</b>	<b>0</b>	<b>0</b>	<b>0</b>	<b>2</b>



# 86 HUNTER HENRY

**POSITION:** Tight End  
**HEIGHT:** 6-5  
**WEIGHT:** 250  
**BORN:** December 7, 1994  
**COLLEGE:** Arkansas  
**HOMETOWN:** Little Rock, Ark.  
**HIGH SCHOOL:** Pulaski Academy  
**EXPERIENCE:** 2nd Year (2nd Chargers)  
**ACQUIRED:** Draft 2 — 2016  
**CAREER GP/GS:** 27/21  
**PLAYOFFS GP/GS:** 0/0



**2017:** Started 11 of 12 contests, posting 38 receptions for 501 yards (13.2 avg.) and three TDs, marking career highs for catches and receiving yards in a single season...Saw action on 22 special teams plays...Registered a TD reception in the first game of October for the second-consecutive season...Ranks tied for fourth among all tight ends in TD receptions since the start of 2016...Reached 74 career receptions, moving into sole possession of 14th in franchise history among tight ends...Moved into a tie with Derrick Walker for 12th in team annals among tight ends with 979 yards, passing Pettis Norman (820), Mikheal Ricks (914) and Alfred Pupunu (966)...**at Denver (Sept. 11):** Saw time on 23 offensive snaps at tight end, but did not register any statistics...**vs. Miami (Sept. 17):** Opened the game at TE, playing 33 snaps on offense...Hauled in a career-high seven receptions for 80 yards (11.4 avg.)...Five of the receptions went for 10-plus yards and the 80 yards were the second-highest total of his career...**vs. Kansas City (Sept. 24):** Made his second-consecutive start at TE, appearing on 41 offensive snaps...Had a key down-field block on an 11-yard TD run by RB Melvin Gordon in the first quarter...**vs. Philadelphia (Oct. 1):** Started at TE and played 35 offensive plays...Reached 45 career receptions, posting two catches for 16 yards (8.0 avg.) and a TD...Was initially ruled out of bounds on the TD, but was overturned after a Los Angeles challenge...Beat S Malcolm Jenkins on a seam-route and got both feet down in-bounds in the back of the end zone on the one-handed catch...It marked the ninth TD catch of his career and his first of the season...Had a key block of Jenkins on a fourth-quarter TD run by RB Austin Ekeler...**at New York Giants (Oct. 8):** Hauled in three catches for 42 yards (14.0 avg.) and a TD, seeing action on 59 offensive snaps...The 25-yard score gave the Chargers a one-point lead late in the third quarter...On the play, lined up outside of the right tackle and ran a post-pattern, getting behind three New York defenders before corralling the catch for a score...**at Oakland (Oct. 15):** Posted five receptions for a career-high 90 yards (18.0)...Started at TE, appearing on 54 offensive snaps...Surpassed 50 career receptions and 700 career receiving yards...Hauled in two catches of 20-plus yards on the first three plays on final, game-winning drive...On the first play of the drive, got behind the coverage of S Karl Joseph for a 34-yard gain...Two plays later, settled between two defenders along the right sideline for a 23-yard gain to the Oakland 33-yard line...Four of his five receptions went for first downs...**vs. Denver (Oct. 22):** Started at TE, seeing action on 47 plays on offense...Registered four catches for 73 yards (18.3 avg.)...After catching a play-action pass in the right flat, broke Denver tackles to bring the ball to the Denver 11-yard line for a 34-yard catch-and-run on the team's first offensive

## 2017, LOS ANGELES CHARGERS

Date	Opp.	Res.	Games		No.	Receiving				Att	Rushing			Total Off.			
			L	P/S		Yds	Avg.	Lg	TD		Yds	Avg.	Lg		TD		
09/11	at Den	L	1/0		0	0	-	-	0	0	0	-	-	0	0		
09/17	Mia	L	1/1		7	80	11.4	17	0	0	0	-	-	0	80		
09/24	KC	L	1/1		0	0	-	-	0	0	0	-	-	0	0		
10/01	Phi	L	1/1		2	16	8.0	12	1	0	0	-	-	0	16		
10/08	at NYG	W	1/1		3	42	14.0	25t	1	0	0	-	-	0	42		
10/15	at Oak	W	1/1		5	90	18.0	34	0	0	0	-	-	0	90		
10/22	Den	W	1/1		4	73	18.3	34	0	0	0	-	-	0	73		
10/29	at NE	L	1/1		2	11	5.5	7	0	0	0	-	-	0	11		
11/12	at Jax	L (OT)	1/1		1	7	7.0	7	0	0	0	-	-	0	7		
11/19	Buf	W	1/1		2	25	12.5	15	0	0	0	-	-	0	25		
11/23	at Dal	W	1/1		5	76	15.2	27	1	0	0	-	-	0	76		
12/03	Cle	W	1/1		7	81	11.6	25	0	0	0	-	-	0	81		
12/10	Was																
12/16	at KC																
12/24	at NYJ																
12/31	Oak																
<b>'17 TOTALS</b>					<b>6-6</b>	<b>12/11</b>	<b>38</b>	<b>501</b>	<b>13.2</b>	<b>34</b>	<b>3</b>	<b>0</b>	<b>0</b>	<b>-</b>	<b>-</b>	<b>0</b>	<b>501</b>

play...In the fourth quarter, converted a third-and-11 with a 13-yard reception from Rivers on a hitch-route in front of S Will Parks...**at New England (Oct. 29):** Hauled in two catches for 11 yards (5.5 avg.) on 35 offensive plays...Made down-field blocks of S Devin McCourty and S Duron Harmon to spring Gordon free for a franchise-record 87-yard TD run in the first quarter...**at Jacksonville (Nov. 12):** Started as the second TE, posting a seven-yard reception on 45 offensive snaps...The catch marked No. 60 of his career, putting him in sole possession of 15th place in franchise history among tight ends...**vs. Buffalo (Nov. 19):** Opened the game at TE, seeing action on 44 plays on offense...Hauled in two passes for 25 yards (12.5 avg.)...It brought his career total to 822 receiving yards, passing Pettis Norman (820) for 15th in team history among tight ends...**at Dallas (Nov. 23):** Started the 20th game of his career at TE, playing 52 snaps on offense...Finished with five catches for 76 yards (15.2 avg.)...Hauled in a deep crossing-route for 26 yards in the first quarter and converted a third-and-four in the second quarter for a 22-yard gain on a crossing pattern...Posted up in front of S Byron Jones in the end zone for a three-yard TD catch in the third quarter...**vs. Cleveland (Dec. 3):** Tied a career high with seven receptions, posting 81 receiving yards (11.6 avg.)...Eclipsed totals in receptions and receiving yards in a single season from his rookie season in 2016...Passed Mikheal Ricks (914) and Alfred Pupunu (966) to move into a tie with Derrick Walker for 12th in receiving yards among tight ends in team history with 979...In the first quarter, was knocked to the ground when running a route, but picked himself off the turf as Rivers rolled to his right and hauled in a 12-yard gain for a first down...In the third quarter, ran a go-route after lining up split wide to the left, bringing in a pass for 25 yards to surpass his previous career high for receiving yards in a season.





### HUNTER HENRY NFL STATISTICS




Year	Team	GP	GS	– Receiving –					Att	– Rushing –					– Scrimmage –
				No.	Yds	Avg.	Lg	TD		Yds	Avg.	Lg	TD	Yards	
2016	San Diego	15	10	36	478	13.3	59	8	0	0	–	–	0	478	
2017	Los Angeles Chargers	12	11	38	501	13.2	34	3	0	0	–	–	0	501	
<b>NFL Totals</b>		<b>27</b>	<b>21</b>	<b>74</b>	<b>979</b>	<b>13.2</b>	<b>59</b>	<b>11</b>	<b>0</b>	<b>0</b>	<b>–</b>	<b>–</b>	<b>0</b>	<b>979</b>	
Year	Team	No.	– Kickoff Returns –				– Punt Returns –					– All-Purpose –			
			Yds	Avg.	Lg	TD	No.	FC	Yds	Avg.	Lg	TD	Yards		
2016	San Diego	1	10	10.0	10	0	0	0	0	–	–	0	488		
2017	Los Angeles Chargers	0	0	–	–	0	0	0	0	–	–	0	501		
<b>NFL Totals</b>		<b>1</b>	<b>10</b>	<b>10.0</b>	<b>10</b>	<b>0</b>	<b>0</b>	<b>0</b>	<b>0</b>	<b>–</b>	<b>–</b>	<b>0</b>	<b>989</b>		



# 54 MELVIN INGRAM

**POSITION:** Defensive End  
**HEIGHT:** 6-2  
**WEIGHT:** 247  
**BORN:** April 26, 1989  
**COLLEGE:** South Carolina  
**HOMETOWN:** Rockingham, N.C.  
**HIGH SCHOOL:** Richmond County High  
**EXPERIENCE:** 6th Year (6th Chargers)  
**ACQUIRED:** Draft 1 — 2012  
**CAREER GP/GS:** 73/56  
**PLAYOFFS GP/GS:** 2/2



**2017:** Named AFC Defensive Player of the Month for September...Led the conference with 5.5 sacks and 16 tackles (13 solo) in three games in the season's opening month... Started all 12 contests, posting 52 tackles (37 solo), 8.5 sacks, 17.5 tackles for loss, a forced fumble and two recoveries, including one he returned 39 yards for the first TD of his career....His 8.5 sacks rank tied for eighth in the AFC and tied for No. 13 in the NFL this season...His 7.5 sacks in the first five weeks were the most through five games in Chargers history...Registered the most defensive snaps among all Los Angeles pass rushers with 682...Part of a defensive unit that ranks fourth in the NFL with 35 sacks...Combined with DE Joey Bosa, is part of the No. 3 sack duo in the NFL with 20 sacks between the two of them...Part of a defense that joins Cincinnati, Jacksonville, Philadelphia and Pittsburgh as the only five pass rush units in the NFL to feature three players with five-plus sacks on the year (Bosa with 11.5 and DE Chris McCain with 5.0)...**at Denver (Sept. 11):** Started at DE, playing 60 plays on defense...Posted four tackles (three solo) and 1.5 sacks...Registered the 1.5 sacks on back-to-back plays in the fourth quarter...Split the first with DE Joey Bosa, collapsing the pocket from both ends to bring down QB Trevor Siemian to force third-and-13...Followed up with a sack of Siemian on the next play, forcing a Denver field goal attempt that was missed by K Brandon McManus...**vs. Miami (Sept. 17):** Posted six tackles (four solo) and a sack after opening the game at DE...Appeared on 50 defensive plays and five on special teams...**vs. Kansas City (Sept. 24):** Became the ninth player to reach 30 sacks in a Chargers uniform after posting six solo tackles, including a career-high three sacks...Began his career day by beating T Mitchell Schwartz with a bull rush to get to QB Alex Smith for a two-yard loss in the second quarter...On the final play of the third quarter, lined up just inside of Bosa, running a stunt with Bosa to slip around the offensive line as he brought down Smith for an 11-yard loss...Midway through the fourth quarter, sped past two offensive linemen to post a five-yard sack of Smith...**vs. Philadelphia (Oct. 1):** Appeared in his 65th career game, starting at DE, contributing on 67 plays on defense and six on special teams...Registered six tackles (four solo) and a tackle for loss for the third-straight game...**at New York Giants (Oct. 8):** Continued to harass opposing quarterbacks, sacking QB Eli Manning twice, including a strip-sack that he recovered to set up the game-winning TD pass from QB Philip Rivers to RB Melvin Gordon...On the play, slipped through two blockers to spin Manning to the ground, knocking the ball free...Dove into a pile of players to corral the loose ball for his first recovery of the season...Finished with eight tackles (six solo), two sacks, three tackles for loss, a forced fumble and the recovery...Saw action on 60 defensive snaps and two on special teams...**at Oakland (Oct. 15):** Started at DE and played 50 defensive snaps...Posted four tackles (two solo) and a tackle

## 2017, LOS ANGELES CHARGERS

Date	Opp.	Res.	Games		Tot	So	Tackles			Yd	TFL	Interceptions				Fumbles			
			P/S	P/S			As	Sk	No.			Yd	Lg	TD	PD	FF	FR		
09/11	at Den	L	1/1		4	3	1	1.5	16	1.5	0	0	-	0	0	0	0		
09/17	Mia	L	1/1		6	4	2	1.0	5	1	0	0	-	0	0	0	0		
09/24	KC	L	1/1		6	6	0	3.0	18	3	0	0	-	0	0	0	0		
10/01	Phi	L	1/1		6	4	2	0	0	1	0	0	-	0	0	0	0		
10/08	at NYG	W	1/1		8	6	2	2.0	25	3	0	0	-	0	0	1	1		
10/15	at Oak	W	1/1		4	2	2	0	0	1	0	0	-	0	0	0	0		
10/22	Den	W	1/1		4	3	1	1.0	8	2	0	0	-	0	0	0	0		
10/29	at NE	L	1/1		3	2	1	0	0	0	0	0	-	0	0	0	0		
11/12	at Jax	L (OT)	1/1		4	2	2	0	0	1	0	0	-	0	0	0	0		
11/19	Buf	W	1/1		1	1	0	0	0	1	0	0	-	0	0	0	1		
11/23	at Dal	W	1/1		1	1	0	0	0	1	0	0	-	0	0	0	0		
12/03	Cle	W	1/1		5	3	2	0	0	2	0	0	-	0	0	0	0		
12/10	Was																		
12/16	at KC																		
12/24	at NYJ																		
12/31	Oak																		
<b>'17 TOTALS</b>					<b>6-6</b>	<b>12/12</b>	<b>52</b>	<b>37</b>	<b>15</b>	<b>8.5</b>	<b>72</b>	<b>17.5</b>	<b>0</b>	<b>0</b>	<b>-</b>	<b>0</b>	<b>0</b>	<b>1</b>	<b>2</b>

for loss, marking the sixth game of the season with a tackle for loss...**vs. Denver (Oct. 22):** Started at DE, seeing action on 51 defensive snaps...Posted four tackles (three solo), an eight-yard sack and two tackles for loss...Dropped RB C.J. Anderson for a two-yard loss in the second quarter, chasing him down from behind...Pushed T Garrett Bolles back with a bull rush into Siemian that resulted in the eight-yard sack...**at New England (Oct. 29):** Started at DE, seeing action on 78 plays on defense...Finished with three tackles (two solo)...Forced Brady to roll to his right before DT Darius Philon registered a seven-yard sack in the fourth quarter...**at Jacksonville (Nov. 12):** Played 80 defensive snaps after starting the game at DE...It marked the 70th game played of his career...Posted four tackles (two solo) and a tackle for loss... Provided pressure with Bosa in the fourth quarter to force QB Blake Bortles to throw off of his back foot, resulting in an interception by S Tre Boston...**vs. Buffalo (Nov. 19):** Recovered a fumble by QB Tyrod Taylor on a strip-sack by Bosa and returned it 39 yards for the first score of his professional career...Along with Bosa, pressured QB Nathan Peterman in the first quarter to throw an INT to CB Casey Hayward...Started at DE and played 40 defensive snaps and four on special teams, registering a solo tackle, a tackle for loss and the fumble recovery...**at Dallas (Nov. 23):** Started at DE, playing 44 snaps on defense...Finished with a solo tackle and a tackle for loss...In first quarter, collapsed the pocket with Bosa to force QB Dak Prescott to step up into a sack by DT Corey Liuget...Coupled with Bosa, forced Prescott to roll to his left and throw a pass intended for WR Cole Beasley that was picked off by CB Desmond King and returned 90 yards for a TD...**vs. Cleveland (Dec. 3):** Opened the game at DE and played 57 snaps on defense...Registered five tackles (three solo), including two tackles for loss...Penetrated the backfield on a fourth-and-one in the second quarter, bringing down RB Duke Johnson Jr., for a two-yard loss... Applied pressure to QB DeShone Kizer late in the fourth quarter, forcing the quarterback to make a difficult pass that was picked off by S Adrian Phillips to seal the game.



### MELVIN INGRAM NFL STATISTICS



Year	Team	GP	GS	— Tackles —					— Interceptions —					— Fumbles —				
				Total	Solo	Asst	Sacks	Yds	TFL	No.	Yds	Lg	TD	PD	FF	FR	Yds	ST Tackles
2012	San Diego.....	16	2	29	18	11	1.0	6	5	0	0	—	0	5	2	0	0	12
2013	San Diego.....	4	1	13	5	8	1.0	0	2	0	0	—	0	0	1	0	0	0
2014	San Diego.....	9	9	40	25	15	4.0	31	7	0	0	—	0	0	2	0	0	0
2015	San Diego.....	16	16	76	65	11	10.5	73.5	19	0	0	—	0	5	4	1	0	0
2016	San Diego.....	16	16	66	45	21	8.0	52	13	0	0	—	0	4	4	0	0	0
2017	Los Angeles Chargers.....	12	12	52	37	15	8.5	72	17.5	0	0	—	0	0	1	2	39	0
<b>NFL Totals.....</b>		<b>73</b>	<b>56</b>	<b>276</b>	<b>195</b>	<b>81</b>	<b>33.0</b>	<b>234.5</b>	<b>63.5</b>	<b>0</b>	<b>0</b>	<b>—</b>	<b>0</b>	<b>14</b>	<b>14</b>	<b>3</b>	<b>39</b>	<b>12</b>
<b>PLAYOFFS</b>				— Tackles —					— Interceptions —					— Fumbles —				
Year	Team	GP	GS	Total	Solo	Asst	Sacks	Yds	TFL	No.	Yds	Lg	TD	PD	FF	FR	Yds	ST Tackles
2013	San Diego.....	2	2	6	2	4	0.0	0	0	1	3	3	0	1	0	0	0	0







# 7 CARDALE JONES

**POSITION:** Quarterback  
**HEIGHT:** 6-5  
**WEIGHT:** 250  
**BORN:** September 29, 1992  
**COLLEGE:** Ohio State  
**HOMETOWN:** Cleveland, Ohio  
**HIGH SCHOOL:** Cleveland (Ohio) Glenville High  
**EXPERIENCE:** 2nd Year (1st Chargers)  
**ACQUIRED:** Trade (Buffalo) – 2017  
**CAREER GP/GS:** 1/0  
**PLAYOFFS GP/GS:** 0/0



**2017:** Acquired in a trade with Buffalo on July 26...Made 53-man roster as the third quarterback and was inactive for 11 contests...Dressed, but did not see any action in another... **at Denver (Sept. 11):** Inactive (healthy scratch)...**vs. Buffalo (Nov. 19):** Dressed as the third quarterback, but did not play... **at Dallas (Nov. 23):** Inactive (healthy scratch).


Date	Opp.	Res.	Games		Att	Cmp	Pct.	Passing				Rushing				
			P/S					Yds	TD	Int	Lg	Sk	Rtg	Att	Yds	TD
09/11	at Den	L	0/0					–	Inactive	–						
09/17	Mia	L	0/0					–	Inactive	–						
09/24	KC	L	0/0					–	Inactive	–						
10/01	Phi	L	0/0					–	Inactive	–						
10/08	at NYG	W	0/0					–	Inactive	–						
10/15	at Oak	W	0/0					–	Inactive	–						
10/22	Den	W	0/0					–	Inactive	–						
10/29	at NE	L	0/0					–	Inactive	–						
11/12	at Jax	L (OT)	0/0					–	Inactive	–						
11/19	Buf	W	0/0					–	Did Not Play	–						
11/23	at Dal	W	0/0					–	Inactive	–						
12/03	Cle	W	0/0					–	Inactive	–						
12/10	Was															
12/16	at KC															
12/24	at NYJ															
12/31	Oak															
<b>'17 TOTALS</b>			<b>6-6</b>	<b>0/0</b>	<b>0</b>	<b>0</b>	<b>0.0</b>	<b>0</b>	<b>0</b>	<b>0</b>	<b>–</b>	<b>0</b>	<b>–</b>	<b>0</b>	<b>0</b>	<b>0</b>



## CARDALE JONES NFL STATISTICS



Year	Team	GP	GS	– Passing –													– Rushing –				
				Att	Cmp	Pct.	Yards	Y/A	TD	Int	Lg	Sk	Lost	Rating	Att	Yds	Avg.	Lg	TD		
2016	Buffalo	1	0	11	6	54.5	96	8.7	0	1	64	1	2	46.0	1	-1	-1.0	-1	0		
2017	Los Angeles Chargers	0	0	0	0	0.0	0	–	0	0	–	0	0	–	0	0	–	–	0		
<b>NFL Totals</b>		<b>1</b>	<b>0</b>	<b>11</b>	<b>6</b>	<b>54.5</b>	<b>96</b>	<b>8.7</b>	<b>0</b>	<b>1</b>	<b>64</b>	<b>1</b>	<b>2</b>	<b>46.0</b>	<b>1</b>	<b>-1</b>	<b>-1.0</b>	<b>-1</b>	<b>0</b>		



# 8 DREW KASER

**POSITION:** Punter  
**HEIGHT:** 6-2  
**WEIGHT:** 206  
**BORN:** February 11, 1993  
**COLLEGE:** Texas A&M  
**HOMETOWN:** Stow, Ohio  
**HIGH SCHOOL:** Walsh Jesuit High  
**EXPERIENCE:** 2nd Year (2nd Chargers)  
**ACQUIRED:** Draft 6 — 2016  
**CAREER GP:** 28  
**PLAYOFFS GP:** 0



**2017:** Appeared in all 12 games, punting 55 times for 2,666 yards (48.5 gross avg.) and a net average of 40.9 yards...His gross average ranks fourth in the NFL behind Tennessee's Brett Kern (51.4), Oakland's Marquette King (49.2) and Houston's Shane Lechler (48.9)...Tied a career long with a 69-yard punt in the second matchup against Denver...His 69-yard punt tied his own record for the 10th longest in Chargers history...Has pinned opponents inside their own 20-yard line 19 times...Eclipsed 100 career punts, making him eligible to be in the team record book with the best gross punting average (47.3) in franchise history (minimum 100 career punts)...Posted a special teams tackle...**at Denver (Sept. 11):** Punted five times for 230 yards (46.0 gross avg.), pinning Denver inside its 20 twice...Registered a tackle on special teams...**vs. Miami (Sept. 17):** Forced Miami to start inside their own 20 on three of four punts...Punted for 170 yards (42.5 gross avg.)...**vs. Kansas City (Sept. 24):** Punted five times for 250 yards (50.0 gross avg.), including a then-season-long 66-yard punt...**vs. Philadelphia (Oct. 1):** Pinned Philadelphia inside its own 20 twice on four punts for 191 yards (47.8 gross avg.)...**at New York Giants (Oct. 8):** Posted season highs in punts (six), yards (333), gross average (55.5) and net average (45.8)...Booted a 68-yard punt...**at Oakland (Oct. 15):** Punted four times for 223 yards, posting a season-high 55.8 gross avg. ...Registered a season-high 46.3 net avg. ...Held on the game-winning field goal by K Nick Novak as time expired...**vs. Denver (Oct. 22):** Set career highs in punts (eight) and punting yards (413) for a 51.6 gross average and a net average of 44.8...Pinned the Broncos inside their own 20 five times...In the third quarter, tied a career long with a 69-yard punt, that bounced in the air and was downed by RB Austin Ekeler at the one-yard line...**at New England (Oct. 29):** Punted five times for 225 yards (45.0 gross avg.) with a 39.8 net average, pinning the Patriots inside the 20

## 2017, LOS ANGELES CHARGERS

Date	Opp.	Res.	Games Played	No.	Gross			Opp		Net Avg.	In 20	TB	FC	Blk	
					Yds	Avg.	Lg	Ret	Yds						
09/11	at Den	L	1	5	230	46.0	62	3	48	36.4	2	0	0	0	
09/17	Mia	L	1	4	170	42.5	58	3	21	37.3	3	0	0	0	
09/24	KC	L	1	5	250	50.0	66	2	10	40.0	2	2	0	0	
10/01	Phi	L	1	4	191	47.8	53	3	15	39.0	2	1	0	0	
10/08	at NYG	W	1	6	333	55.5	68	3	38	45.8	1	1	1	0	
10/15	at Oak	W	1	4	223	55.8	62	3	18	46.3	0	1	0	0	
10/22	at Den	W	1	8	413	51.6	69	5	55	44.8	3	0	1	0	
10/29	at NE	L	1	5	225	45.0	56	4	26	39.8	1	0	0	0	
11/12	at Jax	L (OT)	1	10	485	48.5	61	7	30	41.5	2	2	1	0	
11/19	Buf	W	1	2	73	36.5	46	1	3	35.0	2	0	1	0	
11/23	at Dal	W	1	0	0	-	-	0	0	-	0	0	0	0	
12/03	Cle	W	1	2	73	36.5	42	1	12	30.5	1	0	0	0	
12/10	Was														
12/16	at KC														
12/24	at NYJ														
12/31	Oak														
<b>'17 TOTALS</b>			<b>6-6</b>	<b>12</b>	<b>55</b>	<b>2,666</b>	<b>48.5</b>	<b>69</b>	<b>35</b>	<b>276</b>	<b>40.9</b>	<b>19</b>	<b>7</b>	<b>4</b>	<b>0</b>

once...In the fourth quarter, booted the 100th punt of his career...**at Jacksonville (Nov. 12):** Set career highs with 10 punts for 485 yards...Posted a gross average of 48.5 and net average of 41.5...Twice pinned the Jaguars inside the 20...**vs. Buffalo (Nov. 19):** Appeared on two special teams plays, both punts that went for a total of 73 yards (36.5 avg.) and pinned the Bills inside the 20...**at Dallas (Nov. 23):** Appeared on eight special teams plays, but did not punt. Handled kickoffs and kicking duties after K Nick Novak exited with a back injury...Attempted the first kick of his career on a successful extra point in the third quarter, registering the first point of his career...**vs. Cleveland (Dec. 3):** Punted twice for 73 yards (36.5 avg.), pinning the Browns inside the 20 once on a punt downed by LB Nick Dzubnar at the four-yard line.



## DREW KASER NFL STATISTICS



Year	Team	GP	No.	— Gross —			— Opponent —		Net Avg.	In 20	TB	FC	Block
				Yards	Avg.	Lg	Ret	Yards					
2016	San Diego	16	59	2,731	46.3	69	33	282	39.8	18	5	10	0
2017	Los Angeles Chargers	12	55	2,666	48.5	69	35	276	40.9	19	7	4	0
<b>NFL Totals</b>		<b>28</b>	<b>114</b>	<b>5,397</b>	<b>47.3</b>	<b>69</b>	<b>68</b>	<b>558</b>	<b>40.3</b>	<b>37</b>	<b>12</b>	<b>14</b>	<b>0</b>





# 20 DESMOND KING

**POSITION:** Cornerback  
**HEIGHT:** 5-10  
**WEIGHT:** 200  
**BORN:** December 14, 1994  
**COLLEGE:** Iowa  
**HOMETOWN:** Detroit, Mich.  
**HIGH SCHOOL:** East English Village High  
**EXPERIENCE:** Rookie  
**ACQUIRED:** Draft 5 — 2017  
**CAREER GP/GS:** 12/3  
**PLAYOFFS GP/GS:** 0/0



**2017:** Appeared in all 12 games, starting three of them as the nickel CB...Registered 42 tackles (40 solo), including three sacks and five tackles for loss...Posted a 90-yard pick-six on his first INT of his career...With three sacks, tied Martin Bayless (1990) for the fifth-most sacks by a defensive back in a single season in Chargers history...His three sacks leads all defensive backs...Part of a defensive unit that ranks fourth in the NFL with 35 sacks...Is one of five defenders in 2017 (Carlos Dunlap, Cameron Jordan, Ryan Kerrigan and John Simon) to post a pick-six and three-plus sacks...Broke up five passes, including one that resulted in an INT by S Adrian Phillips...Posted six special teams tackles on kickoff coverage, pinning opponents inside the 20 once...Registered 12 kickoff returns for 230 yards (19.2 avg.) and a two-yard punt return...**at Denver (Sept. 11):** Made his NFL debut, appearing on three defensive snaps and nine special teams plays...Broke up a pass from QB Trevor Siemian intended for WR Bennie Fowler III that ended up being intercepted by Phillips...**vs. Miami (Sept. 17):** Started first game of his career as the nickel CB, playing 56 defensive snaps, as well as 13 on special teams...Registered five tackles (four solo), including a tackle for loss...Dropped WR Jarvis Landry for a seven-yard loss on an end-around run in the first quarter...Added a special teams tackle on kickoff coverage...Returned a kickoff 17 yards...**vs. Kansas City (Sept. 24):** Started as the nickel CB, seeing action on 33 defensive snaps and seven on special teams...Posted three solo tackles and a tackle for loss...Returned three kickoffs for 67 yards (21.3 avg.)...**vs. Philadelphia (Oct. 1):** Registered three solo tackles and a pass defended...Appeared on 62 defensive plays and one on special teams...**at New York Giants (Oct. 8):** Saw action on 48 defensive snaps and 12 on special teams...Totaled two tackles (one solo) and two kick returns for 37 yards (18.5 avg.)...**at Oakland (Oct. 15):** Made four solo tackles...Appeared on 38 plays on defense and 11 on special teams...Posted a 20-yard kick return...**vs. Denver (Oct. 22):** Registered a then-career-high five solo tackles, seeing action on 47 defensive plays and 12 on special teams...**at New England (Oct. 29):** Started the third game of his career as the nickel CB, finishing with four solo tackles, the first sack of his career, a tackle for loss and a pass defended...Broke up a third-down pass at the end of the first half from QB Tom Brady intended for WR Danny Amendola in

## 2017, LOS ANGELES CHARGERS

Date	Opp.	Res.	Games		Tackles					Interceptions				Fumbles				
			P/S	Tot	So	As	Sk	Yd	TFL	No.	Yd	Lg	TD	PD	FF	FR		
09/11	at Den	L	1/0	0	0	0	0	0	0	0	0	0	0	0	0	0	0	
09/17	Mia	L	1/1	5	4	1	0	0	1	0	0	0	0	0	0	0	0	
09/24	KC	L	1/1	3	3	0	0	0	0	1	0	0	0	0	0	0	0	
10/01	Phi	L	1/0	3	3	0	0	0	0	0	0	0	0	0	1	0	0	
10/08	at NYG	W	1/0	2	1	1	0	0	0	0	0	0	0	0	0	0	0	
10/15	at Oak	W	1/0	4	4	0	0	0	0	0	0	0	0	0	0	0	0	
10/22	Den	W	1/0	5	5	0	0	0	0	0	0	0	0	0	0	0	0	
10/29	at NE	L	1/1	4	4	0	1.0	0	1	0	0	0	0	0	1	0	0	
11/12	at Jax	L (OT)	1/0	5	5	0	1.0	0	0	0	0	0	0	0	0	0	0	
11/19	Buf	W	1/0	2	2	0	0	0	0	0	0	0	0	0	1	0	0	
11/23	at Dal	W	1/0	3	3	0	0	0	0	1	90	90t	1	1	0	0	0	
12/03	Cle	W	1/0	6	6	0	1.0	5	2	0	0	0	0	0	0	0	0	
12/10	Was																	
12/16	at KC																	
12/24	at NYJ																	
12/31	Oak																	
<b>'17 TOTALS</b>				<b>6-6</b>	<b>12/3</b>	<b>42</b>	<b>40</b>	<b>2</b>	<b>3.0</b>	<b>5</b>	<b>5</b>	<b>1</b>	<b>90</b>	<b>90t</b>	<b>1</b>	<b>5</b>	<b>0</b>	<b>0</b>

the middle of the field to force a New England field goal...In the third quarter, sacked Brady for zero yards, registering the first sack of his career...Added a special teams tackle on kickoff coverage...Played 58 defensive snaps and eight on special teams...**at Jacksonville (Nov. 12):** Tied a then-career high with five solo tackles, including a sack...Chased down QB Blake Bortles for a zero-yard sack in the third quarter...Added a special teams tackle on kickoff coverage...Played 47 defensive snaps and 19 on special teams...**vs. Buffalo (Nov. 19):** Appeared on 49 defensive plays and 18 on special teams...Posted two solo tackles, a pass defended and a special teams tackle...Returned a kick for 16 yards and a punt for two yards...**at Dallas (Nov. 23):** Registered three solo tackles, a 90-yard pick-six on his first INT of his career and two special teams tackles on kickoff coverage...Jumped in front of a fourth-quarter pass from QB Dak Prescott intended for WR Cole Beasley in the left flat and returned it 90 yards for a TD...Became the fifth player of 2017 (Carlos Dunlap, Cameron Jordan, Ryan Kerrigan and John Simon) to post a pick-six and multiple sacks on the year...**vs. Cleveland (Dec. 3):** Posted a career-high six solo tackles, including two tackles for loss and a five-yard sack...Came off the edge untouched past T Shon Coleman to bring down QB DeShone Kizer for his third sack of the season, which tied Martin Bayless (1990) for the fifth-most sacks by a defensive back in a single season in Chargers history.



## DESMOND KING NFL STATISTICS



Year	Team	GP	GS	— Tackles —					— Interceptions —					— Fumbles —				
				Total	Solo	Asst	Sacks	Yds	TFL	No.	Yds	Lg	TD	PD	FF	FR	Yds	ST Tackles
2017	Los Angeles Chargers	12	3	42	40	2	3.0	5	5	1	90	90t	1	5	0	0	0	6


  

Year	Team	No.	— Kickoff Returns —				— Punt Returns —				— Total Return —		
			Yds	Avg.	Lg	TD	No.	FC	Yds	Avg.	Lg	TD	Yards
2017	Los Angeles Chargers	15	312	20.8	44	0	1	0	2	2.0	2	0	314



# 94 COREY LIUGET

**POSITION:** Defensive Tackle  
**HEIGHT:** 6-2  
**WEIGHT:** 300  
**BORN:** March 18, 1990  
**COLLEGE:** Illinois  
**HOMETOWN:** Miami, Fla.  
**HIGH SCHOOL:** Hialeah (Fla.) High  
**EXPERIENCE:** 7th Year (7th Chargers)  
**ACQUIRED:** Draft 1 — 2011  
**CAREER GP/GS:** 100/98  
**PLAYOFFS GP/GS:** 2/2



**2017:** Started 10 games and was inactive twice due injury, posting 32 tackles (17 solo), including a four-yard sack and six tackles for loss...Posted three passes defended and a forced fumble... Part of a defensive unit that ranks fourth in the NFL with 35 sacks...Appeared in his 100th game at Dallas and made his 95th career start in New England...**at Denver (Sept. 11):** Opened the game at DT, registering three tackles (one solo) on 48 defensive snaps and five on special teams...**vs. Miami (Sept. 17):** Made his 90th-consecutive regular-season start...Appeared on 32 plays on defense, posting a solo tackle and a pass defended...**vs. Kansas City (Sept. 24):** Played 20 defensive snaps after starting at DT... Made three tackles (two solo)...Forced a third-down fumble of RB Charcandrick West early in the fourth quarter that forced a Kansas City punt...**vs. Philadelphia (Oct. 1):** Registered a season-high four tackles (three solo)...Opened the game at DT...Contributed on 50 defensive plays...**at New York Giants (Oct. 8):** Started at DT, seeing action on 45 plays on defense...Posted three tackles (two solo) and two passes defended...Tipped a pass at the line of scrimmage late in the fourth quarter that ended up in the hands of S Tre Boston for an INT, sealing the victory...**at Oakland (Oct. 15):** Posted four tackles (three solo), including two tackles for loss... Early in the second quarter, burst between C Rodney Hudson and G Kelechi Osemele to blow up a run by RB DeAndré Washington in the backfield for a six-yard loss...Saw action on 21 defensive snaps after starting at DT...**vs. Denver (Oct. 22):** Inactive (back)... **at New England (Oct. 29):** Returned to action after missing a week with a back injury...Started at DT for the 95th start of his career, seeing action on 46 plays on defense and seven on special teams...Finished with a season-high five tackles (two solo)...**at Jacksonville (Nov. 12):** Started at DT, seeing action on 47 plays on

Date	Opp.	Res.	Games P/S	Tackles						Interceptions				Fumbles				
				Tot	So	As	Sk	Yd	TFL	No.	Yd	Lg	TD	PD	FF	FR		
09/11	at Den	L	1/1	3	1	2	0	0	0	0	0	0	0	0	0	0	0	
09/17	Mia	L	1/1	1	1	0	0	0	1	0	0	0	0	1	0	0	0	
09/24	KC	L	1/1	3	2	1	0	0	0	0	0	0	0	0	1	0	0	
10/01	Phi	L	1/1	4	3	1	0	0	0	0	0	0	0	0	0	0	0	
10/08	at NYG	W	1/1	3	2	1	0	0	0	0	0	0	0	2	0	0	0	
10/15	at Oak	W	1/1	4	3	1	0	0	2	0	0	0	0	0	0	0	0	
10/22	Den	W	0/0	— Inactive —														
10/29	at NE	L	1/1	5	2	3	0	0	0	0	0	0	0	0	0	0	0	
11/12	at Jax	L (OT)	1/1	3	0	3	0	0	0	0	0	0	0	0	0	0	0	
11/19	Buf	W	1/1	3	2	1	0	0	2	0	0	0	0	0	0	0	0	
11/23	at Dal	W	1/1	3	1	2	1.0	4	1	0	0	0	0	0	0	0	0	
12/03	Cle	W	0/0	— Inactive —														
12/10	Was																	
12/16	at KC																	
12/24	at NYJ																	
12/31	Oak																	
<b>'17 TOTALS</b>				<b>6-6</b>	<b>10/10</b>	<b>32</b>	<b>17</b>	<b>15</b>	<b>1.0</b>	<b>4</b>	<b>6</b>	<b>0</b>	<b>0</b>	<b>—</b>	<b>0</b>	<b>3</b>	<b>1</b>	<b>0</b>

defense and four on special teams...Assisted on three tackles...**vs. Buffalo (Nov. 19):** Started at DT, totaling three tackles (two solo), including two tackles for loss...Contributed on 28 plays on defense and four on special teams...**at Dallas (Nov. 23):** Appeared in the 100th game of his career, starting at DT and playing 28 snaps on defense...Posted three tackles (one solo), a four-yard sack and a tackle for loss...Took down QB Dak Prescott in the first quarter after he was forced to step up in the pocket by DE Joey Bosa and DE Melvin Ingram...Ran a stunt with Bosa in the third quarter to chase Prescott out of the pocket and force him to throw the ball out of bounds...**vs. Cleveland (Dec. 3):** Inactive (toe).



## COREY LIUGET NFL STATISTICS



Year	Team	GP	GS	— Tackles —						— Interceptions —					— Fumbles —			
				Total	Solo	Asst	Sacks	Yds	TFL	No.	Yds	Lg	TD	PD	FF	FR	Yds	ST Tackles
2011	San Diego	15	13	26	18	8	1.0	3	5	0	0	—	0	3	1	1	0	0
2012	San Diego	16	16	61	42	19	7.0	56	15	0	0	—	0	9	1	1	0	0
2013	San Diego	16	16	50	37	13	5.5	36.5	10	0	0	—	0	4	0	0	0	0
2014	San Diego	16	16	65	52	13	4.5	29.5	19	0	0	—	0	2	2	2	0	0
2015	San Diego	11	11	35	28	7	3.0	14	7	0	0	—	0	0	0	0	0	0
2016	San Diego	16	16	64	32	32	0.0	0	12	0	0	—	0	3	0	1	0	0
2017	Los Angeles Chargers	10	10	32	17	15	1.0	4	6	0	0	—	0	3	1	0	0	0
<b>NFL Totals</b>		<b>100</b>	<b>98</b>	<b>333</b>	<b>226</b>	<b>107</b>	<b>22.0</b>	<b>143</b>	<b>74</b>	<b>0</b>	<b>0</b>	<b>—</b>	<b>0</b>	<b>24</b>	<b>5</b>	<b>5</b>	<b>0</b>	<b>0</b>
Year	Team	GP	GS	— Tackles —						— Interceptions —					— Fumbles —			
				Total	Solo	Asst	Sacks	Yds	TFL	No.	Yds	Lg	TD	PD	FF	FR	Yds	ST Tackles
2013	San Diego	2	2	10	7	3	1.0	1	3	0	0	—	0	0	0	0	0	0



# 40 CHRIS McCAIN

**POSITION:** Defensive End  
**HEIGHT:** 6-5  
**WEIGHT:** 236  
**BORN:** November 21, 1991  
**COLLEGE:** California  
**HOMETOWN:** Greensboro, N.C.  
**HIGH SCHOOL:** Northern Guilford High  
**EXPERIENCE:** 3rd Year (2nd Chargers)  
**ACQUIRED:** Free Agent — 2016  
**CAREER GP/GS:** 31/0  
**PLAYOFFS GP/GS:** 0/0



**2017:** Played in 11 games and inactive for one, posting career highs with 24 tackles (16 solo), including six tackles for loss... With five sacks, has already more than tripled his career total coming into the season...Part of a defensive unit that ranks fourth in the NFL with 35 sacks...Part of a defense that joins Cincinnati, Jacksonville, Philadelphia and Pittsburgh as the only five pass rush units in the NFL to feature three players with five-plus sacks on the year (DE Joey Bosa with 11.5 and DE Melvin Ingram with 8.5)... **at Denver (Sept. 11):** Posted his first sack of the season, appearing on 20 defensive plays and four on special teams...Totaled two solo tackles...Registered his 10-yard sack on one of the final plays of the first half, speeding past T Menelik Watson to take down QB Trevor Siemian...**vs. Miami (Sept. 17):** Registered his second sack in as many weeks, a zero-yard takedown of QB Jay Cutler on third down in the fourth quarter to force a Miami field goal...Beat T Laremy Tunsil to flush Cutler to his right before chasing down the quarterback along the sideline...Totaled two tackles (one solo) on 18 defensive plays...**vs. Kansas City (Sept. 24):** Registered a sack for the third time in as many games...Powered through the heart of the Kansas City offensive line to drop QB Alex Smith in the second quarter on third down for a nine-yard loss, marking his fifth career sack...Posted two solo tackles and two tackles for loss...Saw action on 15 plays on defense and seven on special teams... **vs. Philadelphia (Oct. 1):** Posted his fourth tackle for loss on the season, tying a career high...Totaled three tackles (two solo) while playing on 20 defensive snaps and two on special teams...**at New York Giants (Oct. 8):** Registered a solo tackle on 11 defensive snaps and eight on special teams...**at Oakland (Oct. 15):** Appeared on 13 snaps on defense and 11 on special teams, totaling three tackles (two solo)...Quickly reacted to a shovel pass on third-and-two by QB Derek Carr to stop WR Cordarrelle Patterson short of

## 2017, LOS ANGELES CHARGERS

Date	Opp.	Res.	Games		Tackles					Interceptions					Fumbles			
			P/S	Tot	So	As	Sk	Yd	TFL	No.	Yd	Lg	TD	PD	FF	FR		
09/11	at Den	L	1/0	2	2	0	1.0	10	1	0	0	-	0	0	0	0	0	
09/17	Mia	L	1/0	2	1	1	1.0	0	0	0	0	-	0	0	0	0	0	
09/24	KC	L	1/0	2	2	0	1.0	9	2	0	0	-	0	0	0	0	0	
10/01	Phi	L	1/0	3	2	1	0	0	1	0	0	-	0	0	0	0	0	
10/08	at NYG	W	1/0	1	1	0	0	0	0	0	0	-	0	0	0	0	0	
10/15	at Oak	W	1/0	3	2	1	0	0	0	0	0	-	0	0	0	0	0	
10/22	Den	W	1/0	6	4	2	2.0	11	2	0	0	-	0	1	2	0	0	
10/29	at NE	L	1/0	2	1	1	0	0	0	0	0	-	0	0	0	0	0	
11/12	at Jax	L (OT)	1/0	0	0	0	0	0	0	0	0	-	0	0	0	0	0	
11/19	Buf	W	0/0	— Inactive —														
11/23	at Dal	W	1/0	1	0	1	0	0	0	0	0	-	0	0	0	0	0	
12/03	Cle	W	1/0	2	1	1	0	0	0	0	0	-	0	0	0	0	0	
12/10	Was																	
12/16	at KC																	
12/24	at NYJ																	
12/31	Oak																	
<b>'17 TOTALS</b>				<b>6-6</b>	<b>11/0</b>	<b>24</b>	<b>16</b>	<b>8</b>	<b>5.0</b>	<b>30</b>	<b>6</b>	<b>0</b>	<b>0</b>	<b>-</b>	<b>0</b>	<b>1</b>	<b>2</b>	<b>0</b>

the line-to-gain, forcing a Raiders punt...**vs. Denver (Oct. 22):** Registered career highs with six tackles (four solo), two sacks, two tackles for loss, a pass defended and two forced fumbles...The pass defended marked the first of his career...Forced fumbles on strip-sacks of Siemian...On the first, came off the left edge to flush Siemian to his right before forcing a fumble that would be recovered by NT Damion Square...Sped past T Allen Barbre in the fourth quarter to register his second strip-sack of Siemian... Appeared on 23 defensive plays and 10 on special teams...**at New England (Oct. 29):** Posted two tackles (one solo) while seeing action on 16 defensive plays and 14 on special teams...**at Jacksonville (Nov. 12):** Participated on 16 snaps on defense and 12 on special teams...**vs. Buffalo (Nov. 19):** Inactive (quadricep)...**at Dallas (Nov. 23):** Assisted on a tackle in the first game returning from injury, participating on 13 defensive snaps and eight on special teams...**vs. Cleveland (Dec. 3):** Posted two tackles (one solo) after appearing on 18 defensive snaps and three on special teams.



## CHRIS McCAIN NFL STATISTICS



Year	Team	GP	GS	— Tackles —					Yds	TFL	— Interceptions —					— Fumbles —			
				Total	Solo	Asst	Sacks	Yds			No.	Yds	Lg	TD	PD	FF	FR	Yds	ST Tackles
2014	Miami	10	0	4	4	0	1.0	9	4	0	0	-	0	0	0	0	0	0	1
2015	Miami	8	0	2	2	0	1.0	7	1	0	0	-	0	0	1	0	0	0	
2016	New Orleans	2	0	0	0	0	0.0	0	0	0	0	-	0	0	0	0	0	1	
2017	Los Angeles Chargers	11	0	24	16	8	5.0	30	6	0	0	-	0	1	2	0	0	0	
<b>NFL Totals</b>		<b>31</b>	<b>0</b>	<b>30</b>	<b>22</b>	<b>8</b>	<b>7.0</b>	<b>46</b>	<b>11</b>	<b>0</b>	<b>0</b>	<b>-</b>	<b>0</b>	<b>1</b>	<b>3</b>	<b>0</b>	<b>0</b>	<b>2</b>	





# 84 SEAN McGRATH

**POSITION:** Tight End  
**HEIGHT:** 6-5  
**WEIGHT:** 259  
**BORN:** December 3, 1987  
**COLLEGE:** Henderson State (Ark.)  
**HOMETOWN:** Mundelein, Ill.  
**HIGH SCHOOL:** Carmel Catholic High  
**EXPERIENCE:** 3rd Year (2nd Chargers)  
**ACQUIRED:** Free Agent — 2015  
**CAREER GP/GS:** 45/18  
**PLAYOFFS GP/GS:** 3/0



**2017:** Appeared in 11 games with four starts after being inactive for the season opener with a knee injury...Posted two catches for 20 yards (10.0 avg.) and added a special teams tackle...**at Denver (Sept. 11):** Inactive (knee)...**vs. Miami (Sept. 17):** Played on five offensive snaps, catching one pass for 10 yards...**vs. Kansas City (Sept. 24):** Started as the second TE, seeing action on 10 plays on offense and eight on special teams...**vs. Philadelphia (Oct. 1):** Started the 16th game of his career as the second TE for the second-consecutive week... Appeared on six offensive snaps and 11 on special teams...**at New York Giants (Oct. 8):** Started as the second TE, appearing on a season-high 20 offensive plays and nine on special teams...**at Oakland (Oct. 15):** Saw action on 25 offensive snaps and 11 on special teams...**vs. Denver (Oct. 22):** Opened the game as the second TE, playing on 23 offensive snaps and 12 on special teams...It marked the 40th game played of his career...**at New England (Oct. 29):** Registered five offensive snaps and 13 on special teams...**at Jacksonville (Nov. 12):** Appeared on 18 plays on offense and 18 on special teams...**vs. Buffalo (Nov. 19):** Registered a 10-yard reception, marking the 30th catch of his career...Appeared on 15 offensive plays and 16 on special teams...**at Dallas (Nov. 23):** Saw action on

Date	Opp.	Res.	Games		Receiving				Rushing				Total Off.			
			P/S	No.	Yds	Avg.	Lg	TD	Att	Yds	Avg.	Lg		TD		
09/11	at Den	L	0/0		— Inactive —											
09/17	Mia	L	1/0	1	10	10.0	10	0	0	0	-	-	0	10		
09/24	KC	L	1/1	0	0	-	-	0	0	0	-	-	0	0		
10/01	Phi	L	1/1	0	0	-	-	0	0	0	-	-	0	0		
10/08	at NYG	W	1/1	0	0	-	-	0	0	0	-	-	0	0		
10/15	at Oak	W	1/0	0	0	-	-	0	0	0	-	-	0	0		
10/22	Den	W	1/1	0	0	-	-	0	0	0	-	-	0	0		
10/29	at NE	L	1/0	0	0	-	-	0	0	0	-	-	0	0		
11/12	at Jax	L (OT)	1/0	0	0	-	-	0	0	0	-	-	0	0		
11/19	Buf	W	1/0	1	10	10.0	10	0	0	0	-	-	0	10		
11/23	at Dal	W	1/0	0	0	-	-	0	0	0	-	-	0	0		
12/03	Cle	W	1/0	0	0	-	-	0	0	0	-	-	0	0		
12/10	Was															
12/16	at KC															
12/24	at NYJ															
12/31	Oak															
<b>'17 TOTALS</b>				<b>6-6</b>	<b>11/4</b>	<b>2</b>	<b>20</b>	<b>10.0</b>	<b>10</b>	<b>0</b>	<b>0</b>	<b>0</b>	<b>-</b>	<b>-</b>	<b>0</b>	<b>20</b>

seven offensive plays and eight on special teams...**vs. Cleveland (Dec. 3):** Appeared on five offensive plays and 11 on special teams, posting a special teams tackle on punt coverage.



## SEAN McGRATH NFL STATISTICS



Year	Team	GP	GS	— Receiving —					— Rushing —					— Scrimmage —		
				No.	Yds	Avg.	Lg	TD	Att	Yds	Avg.	Lg	TD	Yards		
2012	Seattle	2	0	0	0	—	—	0	0	0	—	—	0	0		
2013	Kansas City	16	9	26	302	11.6	25	2	0	0	—	—	0	302		
2016	San Diego	16	5	2	25	12.5	13	0	0	0	—	—	0	25		
2017	Los Angeles Chargers	11	4	2	20	10.0	10	0	0	0	—	—	0	20		
<b>NFL Totals</b>		<b>45</b>	<b>18</b>	<b>30</b>	<b>347</b>	<b>11.6</b>	<b>25</b>	<b>2</b>	<b>0</b>	<b>0</b>	<b>-</b>	<b>-</b>	<b>0</b>	<b>347</b>		
PLAYOFFS		Year	Team	GP	GS	— Receiving —					— Rushing —					— Scrimmage —
						No.	Yds	Avg.	Lg	TD	Att	Yds	Avg.	Lg	TD	Yards
		2012	Seattle	2	0	0	0	—	—	0	0	0	—	—	0	
		2013	Kansas City	1	0	0	0	—	—	0	0	0	—	—	0	
<b>NFL Totals</b>		<b>3</b>	<b>0</b>	<b>0</b>	<b>0</b>	<b>-</b>	<b>-</b>	<b>0</b>	<b>0</b>	<b>0</b>	<b>-</b>	<b>-</b>	<b>0</b>	<b>0</b>		





# 9 NICK NOVAK

**POSITION:** Kicker  
**HEIGHT:** 6-0  
**WEIGHT:** 200  
**BORN:** August 21, 1981  
**COLLEGE:** Maryland  
**HOMETOWN:** San Diego, Calif.  
**HIGH SCHOOL:** Albemarle High  
**EXPERIENCE:** 10th Year (5th Chargers)  
**ACQUIRED:** Free Agent — 2017  
**CAREER GP:** 118  
**PLAYOFFS GP:** 5



**2017:** Began the season with Houston before being released during final roster reductions...Signed by Los Angeles Chargers on Oct. 5...Made nine field goals, bringing his career total to 182 successful attempts...In the third game, reached 775 career points...With four made field goals inside of 30 yards, has successfully converted on all 63 career attempts from 29 yards or closer...Nailed a 32-yard, game-winning field goal as time expired in the first matchup with the Raiders...Against the Cowboys, eclipsed 800 career points and passed Hall of Fame WR Lance Alworth (500) for the sixth-most points in team history, bringing his total as a Charger to 503...Placed on injured reserve on Dec. 2...**at New York Giants (Oct. 8):** Successfully converted on two field goals (20, 31 yards), bringing his career total to 175...Made three extra point attempts...The first marked the 240th successful PAT of his career...Surpassed 760 points for his career...**at Oakland (Oct. 15):** Successfully converted both extra point attempts...Made a 32-yard field goal as

time expired to give Los Angeles a 17-16 victory...**vs. Denver (Oct. 22):** Converted all three extra point attempts, marking 775 career points...**at New England (Oct. 29):** Made an extra point attempt, seeing action on six plays on special teams...**at Jacksonville (Nov. 12):** Converted both extra point attempts and a field goal to register five points, marking 250 made extra points for his career...**vs. Buffalo (Nov. 19):** Appeared on 21 special teams plays, converting four-of-five field goal attempts, all six extra point attempts and handling all kickoff duties...The 18 points marked a single-game career high, passing 17 points at Denver on Oct. 9, 2011...Eclipsed 180 made field goals for his career and 40 points for the season...**at Dallas (Nov. 23):** Made a field goal and appeared on four special teams plays before exiting with a back injury...The field goal brought him past 800 career points and to 503 as a Charger, moving into sole possession of No. 6 on the Chargers all-time scoring list.



## NICK NOVAK NFL STATISTICS




Year	Team	GP	— Field Goals —					— PAT —				— Total — Points
			FG	FGA	Pct.	Lg	Blk	XP	XPA	Pct	Block	
2005	Washington	5	5	7	71.4	40	2	15	15	100.0	0	30
2005	Arizona	5	3	3	100.0	35	0	0	0	0.0	0	9
2006	Washington	6	5	10	50.0	47	0	10	10	100.0	0	25
2008	Kansas City	6	6	10	60.0	43	0	7	7	100.0	0	25
2011	San Diego	15	27	34	79.4	53	0	41	42	97.6	1	122
2012	San Diego	13	18	20	90.0	51	0	33	33	100.0	0	87
2013	San Diego	16	34	37	91.9	50	2	42	42	100.0	0	144
2014	San Diego	16	22	26	84.6	52	1	40	40	100.0	0	106
2015	Houston	13	18	21	85.7	51	0	29	31	93.5	0	83
2016	Houston	16	35	41	85.4	53	0	22	25	88.0	1	127
2017	Los Angeles Chargers	7	9	13	69.2	50	0	17	18	94.4	0	44
<b>NFL Totals</b>		<b>118</b>	<b>182</b>	<b>222</b>	<b>82.0</b>	<b>53</b>	<b>5</b>	<b>256</b>	<b>263</b>	<b>97.3</b>	<b>2</b>	<b>802</b>
Year	Team	GP	— Field Goals —					— PAT —				— Total — Points
			FG	FGA	Pct.	Lg	Blk	XP	XPA	Pct	Block	
2013	San Diego	2	3	4	75.0	30	0	5	5	100.0	0	14
2015	Houston	1	0	0	0.0	—	0	0	0.0	0	0	0
2016	Houston	2	5	5	100.0	50	0	4	4	100.0	0	19
<b>Postseason Totals</b>		<b>5</b>	<b>8</b>	<b>9</b>	<b>88.9</b>	<b>50</b>	<b>0</b>	<b>9</b>	<b>9</b>	<b>100.0</b>	<b>0</b>	<b>33</b>





# 76 RUSSELL OKUNG

**POSITION:** Tackle  
**HEIGHT:** 6-5  
**WEIGHT:** 310  
**BORN:** October 7, 1988  
**COLLEGE:** Oklahoma State  
**HOMETOWN:** Fort Bend, Texas  
**HIGH SCHOOL:** George Bush High  
**EXPERIENCE:** 8th Year (1st Chargers)  
**ACQUIRED:** Free Agent — 2017  
**CAREER GP/GS:** 100/100  
**PLAYOFFS GP/GS:** 12/12



**2017:** Started all 12 games at LT, bringing his career games played/started to 100 in the matchup with Cleveland... Bookends a line that has kept QB Philip Rivers upright to throw for 3,292 yards and 21 TDs with seven INTs on 272-of-431 passing (96.0 rating)...Part of a unit that allowed Rivers time to post five games with a passer rating above 105 and seven games above 100, including one game with a rating of 149.1 (third highest of career)...Provided time for Rivers to pass Hall of Fame QB Frank Tarkenton for 10th for all-time passing yards and pass Hall of Fame QB Warren Moon for eighth for all-time completions...Blocked for RB Melvin Gordon to rush for 775 yards and five TDs on 207 attempts (3.7 avg.)...Appeared on 759 of 785 offensive snaps...Contributed on 54 special teams plays...**at Denver (Sept. 11):** Opened the game at LT, playing all 59 offensive snaps...Marked the seventh-consecutive season that he started the season opener at left tackle...Part of a line that allowed one sack against a Denver defense that posted a league-high 94 sacks over the past two seasons (2015-16)... Allowed time for Rivers to throw for three TDs, the 49th game of his career with three-plus TD passes...**vs. Miami (Sept. 17):** Started the 90th game of his career at LT, seeing action on 58 plays on offense...Protected Rivers as he threw for 331 yards and a TD on 31-of-39 passing (110.6 rating)...Rivers' 79.5 completion percentage was his highest since completing 82.9 vs. Detroit to open the 2015 season (Sept. 13, 2015)...Had a key block on LB Kiko Alonso that allowed RB Branden Oliver to break free for a 26-yard rush in the second quarter...**vs. Kansas City (Sept. 24):** Appeared on 73 offensive snaps after opening the game at LT...Blocked DE Alvin Bailey to spring RB Melvin Gordon free on a 14-yard run in the first quarter...**vs. Philadelphia (Oct. 1):** Started at LT and played on 57 offensive snaps...Provided protection for Rivers to complete 22-of-38 pass attempts for 347 yards and two TDs (105.9 rating), his second 300-yard performance of the season and 53rd of his

career...**at New York Giants (Oct. 8):** Started at LT, appearing on all 78 offensive snaps...Helped block for Gordon to post 105 rushing yards on 20 attempts (5.3 avg.), and register 58 receiving yards and two TDs on a game-high six catches (9.7 avg.)...Part of a unit that did not allow a sack on the day, allowing Rivers time to throw for 258 yards and three TDs, marking his second three-TD performance of the season and 50th of his career...Protected Rivers to surpass 47,000 career yards and move ahead of Tarkenton to rank 10th for the most passing yards in league annals...**at Oakland (Oct. 15):** Started at LT, playing all 65 snaps on offense...Opened holes for Gordon to post his second-consecutive game with 150-plus yards from scrimmage...Part of a unit that allowed one sack, keeping Rivers upright to complete 25-of-36 passes for 268 yards and a TD (100.2 passer rating)...It marked Rivers' third game of the season with a passer rating above 100...**vs. Denver (Oct. 22):** Appeared on all 58 offensive snaps after opening the game at LT, marking the 95th start of his career...Provided time for Rivers to post 183 yards and two TDs on 15-of-26 passing (105.1 rating) for the quarterback's 100th career victory...It marked the third game of the season with a passer rating greater than 105 and the fourth higher than 100...**at New England (Oct. 29):** Started at LT, seeing action on all 58 plays on offense...Helped pave the way for Gordon to rush for a season-high 132 yards and an 87-yard TD on 14 carries (9.4 avg.)...Part of a line that blocked for the team to total 157 rushing yards, the second-most by the Chargers in a game since 2014 (208 vs. Tennessee, Nov. 6, 2016)...**at Jacksonville (Nov. 12):** Started at LT and saw action on 62 plays on offense...Provided time for Rivers to throw for 235 yards and two TDs with an INT on 21-of-37 (56.8 pct.) passing...**vs. Buffalo (Nov. 19):** Started at LT, appearing on 55 offensive snaps...Provided protection for Rivers and QB Kellen Clemens to throw for a combined 284 passing yards and two TDs for a 108.4 rating, including Rivers completing 20-of-32 passes (62.5 pct.) for 251 yards and two TDs (107.7 rating) through three quarters...It marked the fifth game this season for Rivers with a passer rating above 100 and the fourth above 105...Blocked for Gordon and Ekeler to combine for 120 rushing yards and two TDs on 26 carries (4.6 avg.)...Helped spring Gordon free in the second level on a 20-yard run in the second quarter by providing a pancake block of LB Matt Milano...**at Dallas (Nov. 23):** Started at LT and played all 68 snaps on offense...Part of a line that allowed Rivers to throw for 434 yards and three TDs on 27-of-33 passing (81.8 pct.) for a 149.1 passer rating...It marked the ninth 400-yard game, 54th 300-yard game and 51st three-TD game of Rivers' career...The 149.1 passer rating ranked third in his career...On the first TD pass, provided Rivers time to move through his progressions to find TE Hunter Henry in the middle of the end zone matched up with S Byron Jones for a three-yard score...**vs. Cleveland (Dec. 3):** Played all 70 snaps on offense after opening the contest at LT...It marked the 100th game played and the 100th start of his career...Blocked for Rivers to complete 31 passes on 43 attempts (72.1 pct.) for 344 yards and a TD (103.2 passer rating), marking the 55th 300-yard game of Rivers' career...Protected Rivers to reach 3,000 yards on the year for the 12th consecutive season, which also brought his career total past 49,000...The victory gave Rivers 103 for his career, good for sole possession of 13th in league history, breaking a tie with Hall of Fame QB Warren Moon.

## RUSSELL OKUNG NFL GAMES

Year	Team	GP	GS
2010	Seattle	10	10
2011	Seattle	12	12
2012	Seattle	15	15
2013	Seattle	8	8
2014	Seattle	14	14
2015	Seattle	13	13
2016	Denver	16	16
2017	Los Angeles Chargers	12	12
<b>NFL Totals</b>		<b>100</b>	<b>100</b>
PLAYOFFS			
Year	Team	GP	GS
2010	Seattle	2	2
2012	Seattle	2	2
2013	Seattle	3	3
2014	Seattle	3	3
2015	Seattle	2	2
<b>Postseason Totals</b>		<b>12</b>	<b>12</b>



# 74 MICHAEL OLA

**POSITION:** Tackle  
**HEIGHT:** 6-5  
**WEIGHT:** 312  
**BORN:** April 19, 1988  
**COLLEGE:** Hampton  
**HOMETOWN:** Riverdale, Ga.  
**HIGH SCHOOL:** Riverdale High  
**EXPERIENCE:** 5th Year (2nd Chargers)  
**ACQUIRED:** Free Agent — 2017  
**CAREER GP/GS:** 31/19  
**PLAYOFFS GP/GS:** 0/0



**2017:** Began the season with Buffalo before being waived with an injury designation during final roster reductions... Signed by Los Angeles Chargers on Oct. 24...Dressed for three games, seeing action in two, and was inactive for two others... **at New England (Oct. 29):** Was active, but did not participate...

**at Jacksonville (Nov. 12):** Saw his first action of the season, appearing on seven offensive plays at LT and one on special teams...**vs. Buffalo (Nov. 19):** Played on eight offensive snaps...**at Dallas (Nov. 23):** Inactive (healthy scratch).

MICHAEL OLA NFL GAMES			
Year	Team	GP	GS
2014	Chicago	13	12
2015	San Diego	1	0
2015	Detroit	9	7
2016	Buffalo	6	0
2017	Los Angeles Chargers	2	0
<b>NFL Totals</b>		<b>31</b>	<b>19</b>



# 32 BRANDEN OLIVER

**POSITION:** Running Back  
**HEIGHT:** 5-8  
**WEIGHT:** 208  
**BORN:** May 7, 1991  
**COLLEGE:** Buffalo  
**HOMETOWN:** Miami, Fla.  
**HIGH SCHOOL:** Southridge High  
**EXPERIENCE:** 4th Year (4th Chargers)  
**ACQUIRED:** Free Agent — 2014  
**CAREER GP/GS:** 27/8  
**PLAYOFFS GP/GS:** 0/0



**2017:** Appeared in five games at running back, totaling 61 rushing yards on 20 carries (3.1 avg.)...Hauled in five catches for 20 yards (4.0 avg.)...Inactive seven games, including two with a hamstring injury...**at Denver (Sept. 11):** Saw action as a running back on 11 offensive plays and seven on special teams...Posted four rushing attempts for 10 yards (2.5 avg.)...**vs. Miami (Sept. 17):** Saw action at running back on seven offensive plays, totaling a team-high 31 rushing yards on three attempts (10.3 avg.)...Posted a season-long 26-yard run after taking handoff in the shotgun from QB Philip Rivers, breaking toward the left sideline after a block by T Russell Okung on LB Kiko Alonso...**vs. Kansas City (Sept. 24):** Saw action on a season-high 33 snaps on offense, carrying the ball eight times for 16 yards (2.0 avg.)...Added four receptions for 18 yards (4.5 avg.)...**vs. Philadelphia (Oct. 1):** Posted a two-yard reception and two carries for a yard (0.5 avg.), seeing time on 12 offensive snaps and six on special teams...**at New York Giants (Oct. 8):** Inactive (hamstring)...**vs. Denver (Oct. 22):** Inactive (healthy scratch)...**at New England (Oct. 29):** Posted three carries for

Date	Opp.	Res.	Games		Rushing					Receiving				Total Off.		
			P/S	Att	Yds	Avg.	Lg	TD	No.	Yds	Avg.	Lg	TD			
09/11	at Den	L	1/0	4	10	2.5	6	0	0	0	-	-	0	10		
09/17	Mia	L	1/0	3	31	10.3	26	0	0	0	-	-	0	31		
09/24	KC	L	1/0	8	16	2.0	6	0	4	18	4.5	11	0	34		
10/01	Phi	L	1/0	2	1	0.5	6	0	1	2	2.0	2	0	3		
10/08	at NYG	W	0/0													
10/15	at Oak	W	0/0													
10/22	Den	W	0/0													
10/29	at NE	L	1/0	3	3	1.0	2	0	0	0	-	-	0	3		
11/19	at Jax	L (OT)	0/0													
11/19	Buf	W	0/0													
11/23	at Dal	W	0/0													
12/03	Cle	W	0/0													
12/10	Was															
12/16	at KC															
12/24	at NYJ															
12/31	Oak															
<b>'17 TOTALS</b>				<b>6-6</b>	<b>5/0</b>	<b>20</b>	<b>61</b>	<b>3.1</b>	<b>26</b>	<b>0</b>	<b>5</b>	<b>20</b>	<b>4.0</b>	<b>11</b>	<b>0</b>	<b>81</b>

three rushing yards (1.0 avg.), seeing action on five offensive snaps and two on special teams...**at Jacksonville (Nov. 12):** Inactive (healthy scratch).



## BRANDEN OLIVER NFL STATISTICS



Year	Team	GP	GS	— Rushing —					— Receiving —					— Scrimmage —
				Att	Yds	Avg.	Lg	TD	No.	Yds	Avg.	Lg	TD	Yards
2014	San Diego	14	7	160	582	3.6	52	3	36	271	7.5	50	1	853
2015	San Diego	8	1	31	108	3.5	15	0	13	112	8.6	17	0	220
2016	San Diego	0	0		— Injured Reserve —									
2017	Los Angeles Chargers	5	0	20	61	3.1	26	0	5	20	4.0	11	0	81
<b>NFL Totals</b>		<b>27</b>	<b>8</b>	<b>211</b>	<b>751</b>	<b>3.6</b>	<b>52</b>	<b>3</b>	<b>54</b>	<b>403</b>	<b>7.5</b>	<b>50</b>	<b>1</b>	<b>1,154</b>
Year	Team	No.	— Kickoff Returns —					— Punt Returns —					— All-Purpose —	
			Yds	Avg.	Lg	TD	No.	FC	Yds	Avg.	Lg	TD	Yards	
2014	San Diego	1	22	22.0	22	0	0	0	0	—	—	0	875	
2015	San Diego	8	197	24.6	30	0	0	0	0	—	—	0	417	
2016	San Diego	0	— Injured Reserve —											
2017	Los Angeles Chargers	0	0	—	—	0	0	0	0	—	—	0	81	
<b>NFL Totals</b>		<b>9</b>	<b>219</b>	<b>24.3</b>	<b>30</b>	<b>0</b>	<b>0</b>	<b>0</b>	<b>0</b>	<b>0</b>	<b>—</b>	<b>—</b>	<b>0</b>	<b>1,373</b>







# 95 TENNY PALEPOI

**POSITION:** Defensive Tackle  
**HEIGHT:** 6-1  
**WEIGHT:** 298  
**BORN:** December 19, 1990  
**COLLEGE:** Utah  
**HOMETOWN:** Salt Lake City, Utah  
**HIGH SCHOOL:** Skyline High  
**EXPERIENCE:** 4th Year (4th Chargers)  
**ACQUIRED:** Free Agent — 2014  
**CAREER GP/GS:** 40/0  
**PLAYOFFS GP/GS:** 0/0



**2017:** Appeared in 11 games after missing the first due to a suspension that carried over from the end of the 2016 season... Registered 23 tackles (13 solo), including the first sack of his career and five tackles for loss...Part of a defensive unit that ranks fourth in the NFL with 35 sacks...**vs. Miami (Sept. 17):** Made his season debut, posting three solo tackles and a tackle for loss on 25 defensive snaps...Marked the 30th game played of his career... Contributed on 13 special teams plays...**vs. Kansas City (Sept. 24):** Appeared on 10 plays on defense and 12 on special teams... **vs. Philadelphia (Oct. 1):** Tied career high with five tackles (four solo), including two tackles for loss...Contributed on 17 defensive snaps and 13 on special teams...**at New York Giants (Oct. 8):** Saw action on 11 defensive plays and seven on special teams, posting two tackles (one solo)...**at Oakland (Oct. 15):** Registered two tackles (one solo) and a tackle for loss...Appeared on 12 snaps on defense and seven on special teams...**vs. Denver (Oct. 22):** Totaled two tackles (one solo) while appearing on 26 defensive plays and four on special teams...**at New England (Oct. 29):** Assisted on two tackles while seeing action on 23 snaps on defense and 18 on special teams...**at Jacksonville (Nov. 12):** Posted two tackles (one solo) while participating on 16 defensive plays and 10 on special teams...**vs. Buffalo (Nov. 19):** Saw action in the ninth game of the season, participating on 29 plays on defense and 18 on spe-

## 2017, LOS ANGELES CHARGERS

Date	Opp.	Res.	P/S	Games					Tackles				Interceptions					Fumbles			
				Tot	So	As	Sk	Yd	TFL	No.	Yd	Lg	TD	PD	FF	FR					
09/11	at Den	L	0/0	— Reserve/Suspended —																	
09/17	Mia	L	1/0	3	3	0	0	0	0	1	0	0	-	0	0	0	0	0	0	0	
09/24	KC	L	1/0	0	0	0	0	0	0	0	0	0	-	0	0	0	0	0	0	0	
10/01	Phi	L	1/0	5	4	1	0	0	2	0	0	-	0	0	0	0	0	0	0	0	
10/08	at NYG	W	1/0	2	1	1	0	0	0	0	0	-	0	0	0	0	0	0	0	0	
10/15	at Oak	W	1/0	2	1	1	0	0	1	0	0	-	0	0	0	0	0	0	0	0	
10/22	Den	W	1/0	2	1	1	0	0	0	0	0	-	0	0	0	0	0	0	0	0	
10/29	at NE	L	1/0	2	0	2	0	0	0	0	0	-	0	0	0	0	0	0	0	0	
11/12	at Jax	L (OT)	1/0	2	1	1	0	0	0	0	0	-	0	0	0	0	0	0	0	0	
11/19	Buf	W	1/0	0	0	0	0	0	0	0	0	-	0	0	0	0	0	0	0	0	
11/23	at Dal	W	1/0	3	2	1	1.0	7	1	0	0	-	0	0	0	0	0	0	0	0	
12/03	Cle	W	1/0	2	0	2	0	0	0	0	0	-	0	0	0	0	0	0	0	0	
12/10	Was																				
12/16	at KC																				
12/24	at NYJ																				
12/31	Oak																				
'17 TOTALS		6-6	11/0	23	13	10	1.0	7	5	0	0	-	0	0	0	0	0	0	0	0	0

cial teams...**at Dallas (Nov. 23):** Participated on 15 plays on defense and two on special teams, finishing with three tackles (two solo), a sack and a tackle for loss...Registered the first sack of his career on a seven-yard takedown of QB Dak Prescott as the quarterback scrambled away from NT Brandon Mebane and S Adrian Phillips...**vs. Cleveland (Dec. 3):** Appeared in the 40th game of his career, assisting on two tackles...Saw action on 18 defensive plays and five on special teams.



## TENNY PALEPOI NFL STATISTICS



Year	Team	GP	GS	— Tackles —						— Interceptions —					— Fumbles —					
				Total	Solo	Asst	Sacks	Yds	TFL	No.	Yds	Lg	TD	PD	FF	FR	Yds	ST Tackles		
2014	San Diego	16	0	18	14	4	0.0	0	4	0	0	-	0	0	0	0	0	0	0	0
2015	San Diego	0	0	— Injured Reserve —																
2016	San Diego	13	0	23	9	14	0.0	0	2	0	0	-	0	0	0	0	1	0	0	0
2017	Los Angeles Chargers	11	0	23	13	10	1.0	7	5	0	0	-	0	0	0	0	0	0	0	0
<b>NFL Totals</b>		<b>40</b>	<b>0</b>	<b>64</b>	<b>36</b>	<b>28</b>	<b>1.0</b>	<b>7</b>	<b>11</b>	<b>0</b>	<b>0</b>	<b>-</b>	<b>0</b>	<b>0</b>	<b>0</b>	<b>0</b>	<b>1</b>	<b>0</b>	<b>0</b>	<b>0</b>



# 52 DENZEL PERRYMAN

**POSITION:** Inside Linebacker  
**HEIGHT:** 5-11  
**WEIGHT:** 240  
**BORN:** December 5, 1992  
**COLLEGE:** Miami (Fla.)  
**HOMETOWN:** Coral Gables, Fla.  
**HIGH SCHOOL:** Coral Gables (Fla.) High  
**EXPERIENCE:** 3  
**ACQUIRED:** Draft 2 –2015  
**CAREER GP/GS:** 30/24  
**PLAYOFFS GP/GS:** 0/0



**2017:** Placed on injured reserve on Sept. 4 to open the season after suffering an ankle injury in the first preseason game vs. Seattle (Aug. 13)...Began practicing after being designated for return on Oct. 18...Activated on Nov. 7...Started four games and posted 32 tackles (18 solo), two tackles for loss and a pass defended...**at Jacksonville (Nov. 12):** Returned from injury to start at ILB, playing 46 defensive snaps...Led the team with 11 tackles (eight solo), a tackle for loss and a pass defended...Made his first stop of the season five minutes into the game, tackling RB Leonard Fournette for no gain on an off-tackle run...**vs. Buffalo (Nov. 19):** Started at OLB, finishing with five tackles (three solo) on 44 defensive plays...**at Dallas (Nov. 23):** Started at OLB and played 50 snaps on defense...Totaled six tackles (four solo)...**vs. Cleveland (Dec. 3):** Opened the game at OLB and played 57 snaps on defense...Recovered the first fumble of his career and registered 10 tackles (three solo), including a tackle for loss...Recovered the fumble forced by Bosa on a strip-sack in the fourth quarter.

## 2017, LOS ANGELES CHARGERS

Date	Opp.	Res.	Games P/S	Tackles					Interceptions					Fumbles				
				Tot	So	As	Sk	Yd	TFL	No.	Yd	Lg	TD	PD	FF	FR		
09/11	at Den	L	0/0	— Injured Reserve —														
09/17	Mia	L	0/0	— Injured Reserve —														
09/24	KC	L	0/0	— Injured Reserve —														
10/01	Phi	L	0/0	— Injured Reserve —														
10/08	at NYG	W	0/0	— Injured Reserve —														
10/15	at Oak	W	0/0	— Injured Reserve —														
10/22	Den	W	0/0	— IR; Designated For Return —														
10/29	at NE	L	0/0	— IR; Designated For Return —														
11/12	at Jax	L (OT)	1/1	11	8	3	0	0	1	0	0	-	0	1	0	0		
11/19	Buf	W	1/1	5	3	2	0	0	0	0	0	-	0	0	0	0		
11/23	at Dal	W	1/1	6	4	2	0	0	0	0	0	-	0	0	0	0		
12/03	Cle	W	1/1	10	3	7	0	0	1	0	0	-	0	0	0	1		
12/10	Was																	
12/16	at KC																	
12/24	at NYJ																	
12/31	Oak																	
<b>'17 TOTALS</b>				<b>6-6</b>	<b>4/4</b>	<b>32</b>	<b>18</b>	<b>14</b>	<b>0</b>	<b>0</b>	<b>2</b>	<b>0</b>	<b>0</b>	<b>-</b>	<b>0</b>	<b>1</b>	<b>0</b>	<b>1</b>



## DENZEL PERRYMAN NFL STATISTICS



Year	Team	GP	GS	— Tackles —					— Interceptions —					— Fumbles —				
				Total	Solo	Asst	Sacks	Yds	TFL	No.	Yds	Lg	TD	PD	FF	FR	Yds	ST Tackles
2015	San Diego	14	9	95	72	23	2.0	23	9	0	0	—	0	0	1	0	0	6
2016	San Diego	12	11	80	54	26	2.0	8	0	1	1	1	0	1	1	0	0	1
2017	Los Angeles Chargers	4	4	32	18	14	0.0	0	2	0	0	—	0	1	0	1	0	0
<b>NFL Totals</b>		<b>30</b>	<b>24</b>	<b>207</b>	<b>144</b>	<b>63</b>	<b>4.0</b>	<b>31</b>	<b>11</b>	<b>1</b>	<b>1</b>	<b>0</b>	<b>0</b>	<b>2</b>	<b>2</b>	<b>1</b>	<b>0</b>	<b>7</b>





# 31 ADRIAN PHILLIPS

**POSITION:** Safety  
**HEIGHT:** 5-11  
**WEIGHT:** 210  
**BORN:** March 28, 1992  
**COLLEGE:** Texas  
**HOMETOWN:** Garland, Texas  
**HIGH SCHOOL:** Garland (Texas) High  
**EXPERIENCE:** 4th Year (4th Chargers)  
**ACQUIRED:** Free Agent — 2014  
**CAREER GP/GS:** 38/11  
**PLAYOFFS GP/GS:** 0/0



**2017:** Played in all 12 contests, starting three...Participated on a 207 special teams plays, registering four special teams tackles...Picked off two passes, registered four passes defended, forced a fumble and posted 47 tackles (39 solo) on defense...**at Denver (Sept. 11):** Saw action on eight defensive snaps and a team-high 22 on special teams...Intercepted a pass from QB Trevor Siemian in the fourth quarter that bounced off CB Desmond King and WR Bennie Fowler III...Returned the pick four yards...Added a special teams tackle on punt coverage...**vs. Miami (Sept. 17):** Played on six snaps on defense, posting a solo tackle...Contributed on 22 plays on special teams...**vs. Kansas City (Sept. 24):** Posted a solo tackle, seeing time on eight defensive snaps and a team-high 24 snaps on special teams...**vs. Philadelphia (Oct. 1):** Appeared in the 30th game of his career...Registered a special teams tackle on punt coverage, his second of the season...Played 14 snaps on defense and a team-high 23 on special teams...**at New York Giants (Oct. 8):** Tied a career high with eight tackles (seven solo) on 53 defensive snaps...Contributed on 19 plays on special teams, registering his third special teams tackle of the season on punt coverage...**at Oakland (Oct. 15):** Started as a third safety, his first of the season...Registered two solo tackles, playing seven defensive snaps and two on special teams before departing with a concussion...In the first quarter, forced RB Jalen Richard to change direction, resulting in a tackle for a three-yard loss by DT Tenny Palepoi...**vs. Denver (Oct. 22):** Matched a career high with eight tackles (four solo)...Registered a pass defended and forced the first fumble of his career...Chased down TE A.J. Derby and stripped the ball away to force a fumble that was recovered by OLB Jatavis Brown...**at New England (Oct. 29):** Posted a career-high 12 solo tackles, a tackle for loss and a pass defended...Dropped RB Dion Lewis in the backfield for a three-yard loss after speeding past T Nate Solder...Started as the third safety for the 10th start of his career, opening

## 2017, LOS ANGELES CHARGERS

Date	Opp.	Res.	Games		Tackles					Interceptions					Fumbles		
			P/S	GS	Tot	So	As	Sk	Yd	TFL	No.	Yd	Lg	TD	PD	FF	FR
09/11	at Den	L	1/0		0	0	0	0	0	0	1	4	4	0	1	0	0
09/17	Mia	L	1/0		1	1	0	0	0	0	0	0	-	0	0	0	0
09/24	KC	L	1/0		1	1	0	0	0	0	0	0	-	0	0	0	0
10/01	Phi	L	1/0		0	0	0	0	0	0	0	0	-	0	0	0	0
10/08	at NYG	W	1/0		8	7	1	0	0	0	0	0	-	0	0	0	0
10/15	at Oak	W	1/1		2	2	0	0	0	0	0	0	-	0	0	0	0
10/22	Den	W	1/0		8	4	4	0	0	0	0	0	-	0	1	1	0
10/29	at NE	L	1/1		12	12	0	0	0	1	0	0	-	0	1	0	0
11/12	at Jax	L (OT)	1/0		0	0	0	0	0	0	0	0	-	0	0	0	0
11/19	Buf	W	1/1		6	6	0	0	0	0	0	0	-	0	0	0	0
11/23	at Dal	W	1/0		7	5	2	0	0	0	0	0	-	0	0	0	0
12/03	Cle	W	1/0		2	1	1	0	0	0	1	9	9	0	1	0	0
12/10	Was																
12/16	at KC																
12/24	at NYJ																
12/31	Oak																
'17 TOTALS			6-6	12/3	47	39	8	0	0	1	2	13	9	0	4	1	0

the game in the box...Played 59 defensive snaps and 22 on special teams...**at Jacksonville (Nov. 12):** Saw action in the 35th game of his career, playing 42 snaps on defense and 27 on special teams...Posted a special teams tackle on punt coverage...**vs. Buffalo (Nov. 19):** Started at FS, finishing with six solo tackles on 55 defensive plays while adding 14 on special teams...**at Dallas (Nov. 23):** Participated on 48 defensive plays and seven on special teams...Totaled seven tackles (five solo)...Early in the second quarter, forced QB Dak Prescott to step up in the pocket and scramble before DT Tenny Palepoi brought him down for a sack...**vs. Cleveland (Dec. 3):** Posted two tackles (one solo) and an INT...Sealed the victory with an INT of QB DeShone Kizer on a pass intended for TE Seth DeValve, undercutting the route after DE Melvin Ingram applied pressure to Kizer...Saw action on 51 plays on defense and 10 on special teams.



## ADRIAN PHILLIPS NFL STATISTICS



Year	Team	GP	GS	— Tackles —					Yds	TFL	— Interceptions —					— Fumbles —			
				Total	Solo	Asst	Sacks	Asst			No.	Yds	Lg	TD	PD	FF	FR	Yds	ST Tackles
2014	San Diego	3	0	1	0	1	0.0	0	0	0	0	0	0	1	0	0	0	0	
2015	San Diego	9	2	19	14	5	0.0	0	1	1	39	39	0	1	0	0	0	3	
2016	San Diego	14	6	40	27	13	0.0	0	0	1	22	22	0	3	0	0	0	3	
2017	Los Angeles Chargers	12	3	47	39	8	0.0	0	1	2	13	9	0	4	1	0	0	4	
<b>NFL Totals</b>		<b>38</b>	<b>11</b>	<b>107</b>	<b>80</b>	<b>27</b>	<b>0.0</b>	<b>0</b>	<b>2</b>	<b>4</b>	<b>74</b>	<b>39</b>	<b>0</b>	<b>9</b>	<b>1</b>	<b>0</b>	<b>0</b>	<b>10</b>	



# 93 DARIUS PHILON

**POSITION:** Defensive Tackle  
**HEIGHT:** 6-1  
**WEIGHT:** 300  
**BORN:** January 22, 1994  
**COLLEGE:** Arkansas  
**HOMETOWN:** Mobile, Ala.  
**HIGH SCHOOL:** Vigor High  
**EXPERIENCE:** 3rd Year (3rd Chargers)  
**ACQUIRED:** Draft 6 — 2016  
**CAREER GP/GS:** 34/4  
**PLAYOFFS GP/GS:** 0/0



**2017:** Played in all 12 games this season with two starts, posting 29 tackles (19 solo), four sacks and six tackles for loss...Part of a defensive unit that ranks fourth in the NFL with 35 sacks...**at Denver (Sept. 11):** Registered an assisted tackle on 13 defensive plays...Appeared on 10 special teams snaps...**vs. Miami (Sept. 17):** Saw action as a reserve on 36 plays on defense and 11 on special teams...Posted three solo tackles and a tackle for loss...**vs. Kansas City (Sept. 24):** Appeared on 33 defensive plays, totaling four tackles (two solo)...Contributed on five special teams plays...**vs. Philadelphia (Oct. 1):** Posted second sack of his career, taking down QB Carson Wentz for a two-yard loss...Participated on 29 defensive snaps and six on special teams...**at New York Giants (Oct. 8):** Registered a sack in his second-consecutive game, dropping QB Eli Manning for an 11-yard loss on third down to force a New York punt midway through fourth quarter...Finished with a career-high five solo tackles, the sack and two tackles for loss...**at Oakland (Oct. 15):** Saw action on 33 plays on defense and three on special teams, registering two tackles (one solo)...**vs. Denver (Oct. 22):** Started in place of DT Corey Liuget, playing 33 defensive snaps and totaling three tackles (one solo)...**at New England (Oct. 29):** Posted his third sack of the season, totaling four tackles (two solo), a pass defended and a tackle for loss...Sacked QB Tom Brady for a seven-yard loss after Brady was forced to roll to his right by DE Melvin Ingram and DE Joey Bosa...Knocked down a pass at the line of scrimmage on third down in the fourth quarter to force a New England punt...Played 27 snaps on defense and seven on special teams, appearing in the 30th game of his career...

Date	Opp.	Res.	Games		Tackles					Interceptions				Fumbles			
			P/S	Tot	So	As	Sk	Yd	TFL	No.	Yd	Lg	TD	PD	FF	FR	
09/11	at Den	L	1/0	1	0	1	0	0	0	0	0	0	0	0	0	0	0
09/17	Mia	L	1/0	3	3	0	0	0	1	0	0	0	0	0	0	0	0
09/24	KC	L	1/0	4	2	2	0	0	0	0	0	0	0	0	0	0	0
10/01	Phi	L	1/0	1	1	0	1.0	2	1	0	0	0	0	0	0	0	0
10/08	at NYG	W	1/0	5	5	0	1.0	11	2	0	0	0	0	0	0	0	0
10/15	at Oak	W	1/0	2	1	1	0	0	0	0	0	0	0	0	0	0	0
10/22	Den	W	1/1	3	1	2	0	0	0	0	0	0	0	0	0	0	0
10/29	at NE	L	1/0	4	2	2	1.0	7	1	0	0	0	0	1	0	0	0
11/12	at Jax	L (OT)	1/0	3	2	1	0	0	0	0	0	0	0	0	0	0	0
11/19	Buf	W	1/0	1	0	1	0	0	0	0	0	0	0	0	0	0	0
11/23	at Dal	W	1/0	0	0	0	0	0	0	0	0	0	0	0	0	0	0
12/03	Cle	W	1/1	2	2	0	1.0	3	1	0	0	0	0	0	0	0	0
12/10	Was																
12/16	at KC																
12/24	at NYJ																
12/31	Oak																
<b>'17 TOTALS</b>			<b>6-6</b>	<b>12/2</b>	<b>29</b>	<b>19</b>	<b>10</b>	<b>4.0</b>	<b>23</b>	<b>6</b>	<b>0</b>	<b>0</b>	<b>—</b>	<b>0</b>	<b>1</b>	<b>0</b>	<b>0</b>

**at Jacksonville (Nov. 12):** Finished with three tackles (two solo) after seeing action on 42 defensive plays and three on special teams...**vs. Buffalo (Nov. 19):** Played 34 defensive snaps and four on special teams, assisting on a tackle...Provided a block to ILB Corey Toomer on his 59-yard pick-six in the first quarter...**at Dallas (Nov. 23):** Played 25 snaps on defense...**vs. Cleveland (Dec. 3):** Started in place of Liuget at DT, seeing action on 42 defensive snaps and two on special teams...Finished with two solo tackles and the fifth sack of his career...Chased QB DeShone Kizer down as the quarterback rolled to his left, dropping him for a three-yard sack in the fourth quarter.



## DARIUS PHILON NFL STATISTICS



Year	Team	GP	GS	— Tackles —					— Interceptions —					— Fumbles —				
				Total	Solo	Asst	Sacks	Yds	TFL	No.	Yds	Lg	TD	PD	FF	FR	Yds	ST Tackles
2015	San Diego	8	0	7	6	1	0.0	0	2	0	0	—	0	1	0	0	0	0
2016	San Diego	14	2	16	8	8	1.0	0	2	0	0	—	0	0	0	0	0	0
2017	Los Angeles Chargers	12	2	29	19	10	4.0	23	6	0	0	—	0	1	0	0	0	0
<b>NFL Totals</b>		<b>34</b>	<b>4</b>	<b>52</b>	<b>33</b>	<b>19</b>	<b>5.0</b>	<b>23</b>	<b>10</b>	<b>0</b>	<b>0</b>	<b>0</b>	<b>0</b>	<b>2</b>	<b>0</b>	<b>0</b>	<b>0</b>	<b>0</b>



# 50 HAYES PULLARD

**POSITION:** Inside Linebacker  
**HEIGHT:** 6-0  
**WEIGHT:** 235  
**BORN:** April 18, 1992  
**COLLEGE:** Southern California  
**HOMETOWN:** Inglewood, Calif.  
**HIGH SCHOOL:** Crenshaw High  
**EXPERIENCE:** 3rd Year (1st Chargers)  
**ACQUIRED:** Waivers (Jacksonville) — 2016  
**CAREER GP/GS:** 33/9  
**PLAYOFFS GP/GS:** 0/0



**2017:** Claimed off waivers from Jacksonville on Sept. 4...Appeared in nine games with seven starts, missing three due to injury... Posted a career-high 62 tackles (43 solo) and two tackles for loss...Recorded the first INT of his career in the first matchup with Oakland...**at Denver (Sept. 11):** Posted seven tackles (four solo) on 32 defensive snaps in his Chargers debut...**vs. Miami (Sept. 17):** Made his first start in a Chargers uniform, and third of his career, at ILB...Registered eight tackles (five solo) on 42 defensive snaps, the most among Los Angeles linebackers...Contributed on 11 special teams plays with two special teams tackles on punt coverage, including one that pinned Miami inside its own 20...**vs. Kansas City (Sept. 24):** Inactive (knee)...**vs. Philadelphia (Oct. 1):** Returned from injury to appear on 49 defensive plays and seven on special teams...Posted five solo tackles...**at New York Giants (Oct. 8):** Started at ILB, seeing action on 51 defensive snaps... Led the team with a then-career-high nine tackles (seven solo)... **at Oakland (Oct. 15):** Made the first INT of his career, corralling the pass from QB Derek Carr after it deflected off the hands of RB Marshawn Lynch, halting Oakland's red-zone drive midway through the third quarter...Finished with eight tackles (four solo), a tackle for loss, the INT and a pass defensed...Added a special teams tackle on kickoff coverage...Appeared on 54 defensive snaps and four on special teams after starting at OLB...**vs. Denver (Oct. 22):** Started at OLB, seeing action on 48 defensive plays... Posted eight tackles (seven solo), marking his third-straight game

## 2017, LOS ANGELES CHARGERS

Date	Opp.	Res.	Games P/S	Tackles						Interceptions				Fumbles				
				Tot	So	As	Sk	Yd	TFL	No.	Yd	Lg	TD	PD	FF	FR		
09/11	at Den	L	1/0	7	4	3	0	0	0	0	0	0	-	0	0	0	0	
09/17	Mia	L	1/1	8	5	3	0	0	0	0	0	0	-	0	0	0	0	
09/24	KC	L	0/0	— Inactive —														
10/01	Phi	L	1/0	5	5	0	0	0	0	0	0	-	0	0	0	0	0	
10/08	at NYG	W	1/1	9	7	2	0	0	0	0	0	-	0	0	0	0	0	
10/15	at Oak	W	1/1	8	4	4	0	0	1	1	1	1	0	1	0	0	0	
10/22	Den	W	1/1	8	7	1	0	0	0	0	0	-	0	0	0	0	0	
10/29	at NE	L	1/1	13	9	4	0	0	1	0	0	-	0	0	0	0	0	
11/12	at Jax	L (OT)	0/0	— Inactive —														
11/19	Buf	W	0/0	— Inactive —														
11/23	at Dal	W	1/1	2	1	1	0	0	0	0	0	-	0	0	0	0	0	
12/03	Cle	W	1/1	2	1	1	0	0	0	0	0	-	0	0	0	0	0	
12/10	Was																	
12/16	at KC																	
12/24	at NYJ																	
12/31	Oak																	
<b>'17 TOTALS</b>				<b>6-6</b>	<b>9/7</b>	<b>62</b>	<b>43</b>	<b>19</b>	<b>0</b>	<b>0</b>	<b>2</b>	<b>1</b>	<b>1</b>	<b>-</b>	<b>0</b>	<b>1</b>	<b>0</b>	<b>0</b>

with eight-plus tackles...**at New England (Oct. 29):** Set a career high with 13 tackles (nine solo) and a tackle for loss...Started at OLB, seeing action on 66 defensive plays...**at Jacksonville (Nov. 12):** Inactive (neck)...**at Dallas (Nov. 23):** Returned from injury that kept him out two games to play 11 snaps on defense...Finished with two tackles (one solo)...**vs. Cleveland (Dec. 3):** Continued working his way back into the lineup, starting at ILB and playing 11 snaps on defense...Finished with two tackles (one solo).



## HAYES PULLARD NFL STATISTICS




Year	Team	GP	GS	— Tackles —						— Interceptions —					— Fumbles —				
				Total	Solo	Asst	Sacks	Yds	TFL	No.	Yds	Lg	TD	PD	FF	FR	Yds	ST Tackles	
2015	Jacksonville	8	2	19	13	6	0.0	0	1	0	0	-	0	0	0	0	0	0	5
2016	Jacksonville	16	0	5	3	2	0.0	0	0	0	0	-	0	0	0	0	0	0	3
2017	Los Angeles Chargers	9	7	62	43	19	0.0	0	2	1	1	-	0	1	0	0	0	0	3
<b>NFL Totals</b>		<b>33</b>	<b>9</b>	<b>86</b>	<b>59</b>	<b>27</b>	<b>0.0</b>	<b>0</b>	<b>3</b>	<b>1</b>	<b>1</b>	<b>0</b>	<b>0</b>	<b>1</b>	<b>0</b>	<b>0</b>	<b>0</b>	<b>0</b>	<b>11</b>





# 73 SPENCER PULLEY

**POSITION:** Center/Guard  
**HEIGHT:** 6-4  
**WEIGHT:** 308  
**BORN:** April 3, 1993  
**COLLEGE:** Vanderbilt  
**HOMETOWN:** Cordova, Tenn.  
**HIGH SCHOOL:** Evangelical Christian  
**EXPERIENCE:** 2nd Year (2nd Chargers)  
**ACQUIRED:** Free Agent — 2016  
**CAREER GP/GS:** 28/12  
**PLAYOFFS GP/GS:** 0/0



**2017:** Started all 11 games at C, marking the first starts of his career...Part of a line that has kept QB Philip Rivers upright to throw for 3,292 yards and 21 TDs with seven INTs on 272-of-431 passing (96.0 rating)...Part of a unit that allowed Rivers time to post five games with a passer rating above 105 and seven games above 100, including one game with a rating of 149.1 (third highest of career)...Provided time for Rivers to pass Hall of Fame QB Frank Tarkenton for 10th for all-time passing yards and pass Hall of Fame QB Warren Moon for eighth for all-time completions...Blocked for RB Melvin Gordon to rush for 775 yards and five TDs on 207 attempts (3.7 avg.)...Leads all Chargers offensive players with 777 of 785 offensive snaps...**at Denver (Sept. 11):** Opened the game at C for the first start of his career, playing all 59 offensive snaps...Part of a line that allowed one sack against a Denver defense that posted a league-high 94 sacks over the past two seasons (2015-16)...Allowed time for Rivers to throw for three TDs, the 49th game of his career with three-plus TD passes...**vs. Miami (Sept. 17):** Started at C, seeing action on 58 plays on offense...Protected Rivers as he threw for 331 yards and a TD on 31-of-39 passing (110.6 rating)...Rivers' 79.5 completion percentage was his highest since completing 82.9 vs. Detroit to open the 2015 season (Sept. 13, 2015)...**vs. Kansas City (Sept. 24):** Appeared on 73 offensive snaps after opening the game at C...**vs. Philadelphia (Oct. 1):** Played in the 20th game of his career, starting at C and played on 57 offensive snaps and four on special teams...Provided protection for Rivers to complete 22-of-38 pass attempts for 347 yards and two TDs (105.9 rating), his second 300-yard performance of the season and 53rd of his career...**at New York Giants (Oct. 8):** Started at C, appearing on all 78 offensive snaps...Helped block for Gordon to post 105 rushing yards on 20 attempts (5.3 avg.), and register 58 receiving yards and two TDs on a game-high six catches (9.7 avg.)...Part of a unit that did not allow a sack on the day, allowing Rivers time to throw for 258 yards and three TDs, marking his second three-TD performance of the season and 50th of his career...Protected Rivers to surpass 47,000 career yards and move ahead of Tarkenton to rank 10th for the most passing yards in league annals...**at Oakland (Oct. 15):** Started at C, playing all 65 snaps on offense...Opened holes for Gordon to post his second-consecutive game with 150-plus yards from scrimmage...Part of a unit that allowed one sack, keeping Rivers upright to complete 25-of-36 passes for 268 yards and a TD (100.2 passer rating)...It marked Rivers' third game of the season with a passer rating above 100...On a screen pass to Gordon, provided blocking down-field to lead Gordon to a

score...**vs. Denver (Oct. 22):** Appeared on all 58 offensive snaps after opening the game at C...Provided time for Rivers to post 183 yards and two TDs on 15-of-26 passing (105.1 rating) for the quarterback's 100th career victory...It marked the third game of the season with a passer rating greater than 105 and the fourth higher than 100...**at New England (Oct. 29):** Started at C, playing all 58 offensive snaps...Helped pave the way for Gordon to rush for a season-high 132 yards and an 87-yard TD on 14 carries (9.4 avg.)...Part of a line that blocked for the team to total 157 rushing yards, the second-most by the Chargers in a game since 2014 (208 vs. Tennessee, Nov. 6, 2016)...**at Jacksonville (Nov. 12):** Started at C and saw action on all 69 plays on offense, marking the 25th game played for his career...Provided time for Rivers to throw for 235 yards and two TDs with an INT on 21-of-37 (56.8 pct.) passing...**vs. Buffalo (Nov. 19):** Started at C, appearing on 66 offensive snaps...Provided protection for Rivers and QB Kellen Clemens to throw for a combined 284 passing yards and two TDs for a 108.4 rating, including Rivers completing 20-of-32 passes (62.5 pct.) for 251 yards and two TDs (107.7 rating) through three quarters...It marked the fifth game this season for Rivers with a passer rating above 100 and the fourth above 105...Blocked for Gordon and Ekeler to combine for 120 rushing yards and two TDs on 26 carries (4.6 avg.)...**at Dallas (Nov. 23):** Started at C and played all 68 snaps on offense...Part of a line that allowed Rivers to throw for 434 yards and three TDs on 27-of-33 passing (81.8 pct.) for a 149.1 passer rating...It marked the ninth 400-yard game, 54th 300-yard game and 51st three-TD game of Rivers' career...The 149.1 passer rating ranked third in his career...On the first TD pass, provided Rivers time to move through his progressions to find TE Hunter Henry in the middle of the end zone matched up with S Byron Jones for a three-yard score...**vs. Cleveland (Dec. 3):** Played all 70 snaps on offense after opening the contest at C...Blocked for Rivers to complete 31 passes on 43 attempts (72.1 pct.) for 344 yards and a TD (103.2 passer rating), marking the 55th 300-yard game of Rivers' career...Protected Rivers to reach 3,000 yards on the year for the 12th consecutive season, which also brought his career total past 49,000...The victory gave Rivers 103 for his career, good for sole possession of 13th in league history, breaking a tie with Hall of Fame QB Warren Moon...Provided blocking for Gordon to rush for 77 yards on 19 carries (4.1), including blocks of LB Christian Kirksey and LB Joe Schobert on Gordon's 29-yard run in the third quarter.

## SPENCER PULLEY NFL GAMES

Year	Team	GP	GS
2016	San Diego	16	0
2017	Los Angeles Chargers	12	12
<b>NFL Totals</b>		<b>28</b>	<b>12</b>



# 17 PHILIP RIVERS

**POSITION:** Quarterback  
**HEIGHT:** 6-5  
**WEIGHT:** 228  
**BORN:** December 8, 1981  
**COLLEGE:** North Carolina State  
**HOMETOWN:** Decatur, Ala.  
**HIGH SCHOOL:** Athens High  
**EXPERIENCE:** 14th Year (14th Chargers)  
**ACQUIRED:** Trade (N.Y. Giants) — 2004  
**CAREER GP/GS:** 192/188  
**PLAYOFFS GP/GS:** 9/9



**2017:** Named AFC Offensive Player of the Week for his efforts in a Week 12 win against the Cowboys: 27-of-33 passing (81.8 pct.) for 434 yards and three TDs (149.1 passer rating)...His performance was also voted by fans as the FedEx Air Player of the Week...Started all 12 games at QB, bringing his career total and consecutive games started streak to 188, the longest active starting streak in the NFL...His streak ranks second among active players, trailing only New York Giants QB Eli Manning...Registered the 100th win of his career in the second contest against Denver, becoming the 15th player in NFL history and fifth active player to reach the century mark...Improved his mark to 103 regular-season wins, passing Hall of Fame QB Jim Kelly (101) and Hall of Fame QB Warren Moon (102) for sole possession of 13th in NFL history...Threw for 3,292 yards and 21 TDs with seven INTs on 272-of-431 passing (63.1 pct.) for a 96.0 passer rating, marking his 12th consecutive season with 3,000-plus passing yards...Topped 400 yards once, marking the ninth game with 400-plus passing yards in his career...Threw for 300-plus yards four times, bringing his career total to 55 games...Posted three games with three passing TDs, putting him at 51 games with three-plus TD passes for his career...In five games, posted a passer rating greater than 105 and registered a rating better than 100 in seven games, including one game with a rating of 149.1 (third highest of career)...Threw a TD to TE Antonio Gates that marked the 85th thrown to Gates, the most by a quarterback-tight end duo in history and ranks tied with Hall of Famers Steve Young and Jerry Rice for No. 2 among any quarterback and receiver combination in league annals...Became the 11th player in league history to reach 47,000 passing yards and passed Hall of Fame QB Fran Tarkenton (47,003) for 10th in all-time passing yards in the matchup against the Giants...Increased his career passing yards to 49,125, becoming the 10th player in NFL history to top 49,000 passing yards...Against the Patriots, eclipsed 50,000 career passing yards in the regular and postseason combined, the 10th player in league annals to do so...Surpassed Hall of Fame QB Warren Moon (3,988) for the eighth-most completions in NFL history, bringing his career total to 4,083...His 7.74 yards per pass attempt ranks second to Ben Roethlisberger (7.86) all time among quarterbacks with 41,000-plus career passing yards...In the first matchup with the Raiders, posted the 24th fourth-quarter comeback victory in his career, and his 10th in the final two minutes...Appeared on 768 of 785 offensive snaps, ranking second among Chargers offensive players...**at Denver (Sept. 11):** Started his 12th-consecutive season opener...Posted 22 completions on 33 passing attempts (66.7 pct.) for 192 yards and three TDs with an INT (99.6 passer rating)...Completed passes to six different receivers...It marked the 49th game with three-plus TD passes in his career and the third time in the season-opening contest...On the first TD, took a shotgun snap at the Denver 11-yard line and stepped up in the pocket to find RB Melvin Gordon on an angle-route in stride

## 2017, LOS ANGELES CHARGERS

Date	Opp.	Res.	Games		Att	Cmp	Pct.	Passing					Rushing		
			P/S	Yds				TD	Int	Lg	Sk	Rtg	Att	Yds	TD
09/11	at Den	L	1/1	33	22	66.7	192	3	1	38t	1	99.6	0	0	0
09/17	Mia	L	1/1	39	31	79.5	331	1	0	24	1	110.6	1	0	0
09/24	KC	L	1/1	40	20	50.0	237	0	3	44	2	37.2	0	0	0
10/01	Phi	L	1/1	38	22	57.9	347	2	0	75t	2	105.9	0	0	0
10/08	at NYG	W	1/1	44	21	47.7	258	3	1	25t	0	79.5	4	5	0
10/15	at Oak	W	1/1	36	25	69.4	268	1	0	34	1	100.2	2	-4	0
10/22	Den	W	1/1	26	15	57.7	183	2	0	42t	3	105.1	0	0	0
10/29	at NE	L	1/1	30	17	56.7	212	1	1	24t	1	76.0	0	0	0
11/12	at Jax	L (OT)	1/1	37	21	56.8	235	2	1	30	0	82.6	2	-1	0
11/19	Buf	W	1/1	32	20	62.5	251	2	0	29	1	107.7	0	0	0
11/23	at Dal	W	1/1	33	27	81.8	434	3	0	46	0	149.1	5	-5	0
12/03	Cle	W	1/1	43	31	72.1	344	1	0	39	1	103.2	2	-2	0
12/10	Was														
12/16	at KC														
12/24	at NYJ														
12/31	Oak														
<b>'17 TOTALS</b>	<b>6-6</b>	<b>12/12</b>		<b>431</b>	<b>272</b>	<b>63.1</b>	<b>3,292</b>	<b>21</b>	<b>7</b>	<b>75t</b>	<b>13</b>	<b>96.0</b>	<b>16</b>	<b>-7</b>	<b>0</b>

before Gordon leapt over S Justin Simmons to reach the end zone... After an interception by S Adrian Phillips, led the Chargers on a drive that culminated a five-yard TD pass to WR Keenan Allen in the middle of the end zone on a seam-route that beat CB Chris Harris Jr. ...Threw his third TD one play after LB Korey Toomer forced a fumble that was recovered by CB Casey Hayward...Took the snap from the Denver 38-yard line and threw a deep pass to WR Travis Benjamin in the end zone along the left sideline after Benjamin sped past S Darian Stewart...**vs. Miami (Sept. 17):** Posted a 110.6 passer rating, connecting on 31-of-39 passes (79.5 pct.) for 331 yards and TD...Completed passes to seven different receivers...Marked the 52nd game of his career and first of the season to throw for 300-plus passing yards...His 79.5 completion percentage ranks No. 9 in his career and was only his fourth game with a completion percentage above 79.0 when throwing 30-plus pass attempts...Hit Gates in the third quarter on a seven-yard seam route for Gates' 112th career TD reception, breaking a tie with Hall of Fame TE Tony Gonzalez for the most receiving TDs by a tight end in NFL history...The score marked the 85th thrown to Gates, which ranks as the most all-time by a quarterback-tight end combination and ranks tied with Hall of Famers Steve Young and Jerry Rice for No. 2 between any quarterback and receiver combination...Earlier in the game, completed a four-yard pass to Gates for career reception No. 900...**vs. Kansas City (Sept. 24):** Completed 20-of-40 attempts (50.0 pct.) with three INTs (37.2 passer rating)...Tied a then-season-high by completing passes to seven different receivers...**vs. Philadelphia (Oct. 1):** Registered his 180th start (all consecutive), the most in team annals...Posted a 105.9 passer rating, the second of 105-plus on the season, on 22-of-38 passing (57.9 pct.) for 347 yards and two TDs...Completed passes to a season-high nine different receivers...The 347 passing yards were good for his 53rd career game with 300-plus yards...Opened the scoring for Los Angeles on the first play of the team's fourth drive by hitting WR Tyrell Williams in stride on a deep post pattern for a 75-yard TD...It marked the fourth-longest pass of his career, with each of them going for scores...Tossed his second TD to bring the Chargers within two in the fourth quarter, hitting TE Hunter Henry on a four-yard score in the back of the end zone...The score was the 320th TD pass of his career...It marked his 106th game played with

multiple TD passes...**at New York Giants (Oct. 8):** Posted his 50th game with three-plus TD passes, throwing for three TDs and 258 yards on 21-of-44 passing (47.7 pct.) with an INT (79.5 rating)... With an 11-yard pass to Gates, surpassed 47,000 career yards, the 11th player in league annals to do so...The play also moved him into 10th in career passing yards, passing Hall of Fame QB Fran Tarkenton (47,003), ending the game with 47,198...Hit Gordon for two passing TDs and Henry for another...Found Gordon early in the second quarter in the right flat for a six-yard score on second-and-goal...With less than a minute in the third quarter, threw a 25-yard strike to Henry in the left corner of the end zone over the top of three Giants defenders to give the Chargers the lead... Trailing by two with just over three minutes remaining, motioned Gordon next to him in the shotgun, hitting the running back in the right flat again for a 10-yard score on third-and-nine to take the lead for good...It was the 23rd fourth-quarter comeback victory of his career and the first since an overtime victory over Atlanta (Oct. 23, 2016)...It also marked his first come-from-behind victory with three-plus TD passes since an overtime win against San Francisco (Dec. 20, 2014)...**at Oakland (Oct. 15):** Started at QB, his 182nd consecutive start and appeared on all 65 offensive snaps...Started a game-winning drive with just over four minutes remaining in the fourth quarter to register his 24th fourth-quarter come-from-behind victory in his career...It marked the 10th time he has done so in the final two minutes...Finished with 268 passing yards and a TD on 25-of-36 passing (69.4 pct.) for a passer rating of 100.2, his third of 100-plus on the season...Completed a 15-yard, third-down pass to WR Mike Williams in the fourth quarter for Williams' first NFL catch...Later in the same drive, found Gordon on a screen pass for a six-yard TD to take a 14-10 lead with just over 10 minutes to play...Down 16-14, started the game-winning drive by lofting a pass over S Karl Joseph to Henry for a 34-yard gain... Found Henry two plays later for a 23-yard gain to the Oakland 33-yard line...Centered the ball with four seconds remaining on the Oakland 24-yard line to set up a 32-yard, game-winning field goal by K Nick Novak...**vs. Denver (Oct. 22):** Started his 183rd straight game at QB, seeing action on all 58 offensive snaps... Registered the 100th win of his career, becoming the 15th player in league history and fifth active player to reach the century mark...Completed 15 passes out of 26 attempts (57.7 pct.) for 183 yards and two TDs (105.1 rating)...It marked the third game with a passer rating greater than 105 and fourth of the season over 100...Drew the Denver defense offsides for a free play in the second quarter, finding Allen on a corner-route for a 19-yard gain to the Denver one-yard line...On the next play, completed a swing-pass to RB Austin Ekeler in the left flat for a one-yard TD...In the fourth quarter, completed a 13-yard strike to Henry on third-and-11 to keep the drive alive...Found Benjamin later in the fourth quarter on a slant-route that went for a 42-yard score for his second TD...**at New England (Oct. 29):** Started at QB, marking the 184th consecutive start for his career...Completed 17 passes of 30 attempts (56.7 pct.) for 212 yards and a TD with an INT (76.0 rating)...Found Benjamin on a go-route down the right sideline in the fourth quarter for a 24-yard score to bring the Chargers with-

in five points...Completed passes to eight different receivers...**at Jacksonville (Nov. 12):** Started the 185th game of his career at QB...Posted 21 completions on 37 attempts (56.8 pct.) for 235 yards and two TDs with an INT (82.6 rating)...Registered his fifth completion of the game in the second quarter to Mike Williams for a 20-yard gain on a post-route...It marked completion NO. 3,989 for his career, passing Hall of Fame QB Warren Moon (3,988) for the eighth-most in league annals...Found Ekeler in the right flat twice for a pair of scores (28-yarder in second quarter and 22-yarder in third quarter)...**vs. Buffalo (Nov. 19):** Appeared in the 190th game of his career, registering his 186th consecutive start at QB...Tied Hall of Fame QB Jim Kelly with 101 career regular-season wins for 14th in NFL history...Threw for 251 yards and two TDs on 20-of-32 passing (62.5 pct.) for a 107.7 passer rating through three quarters before being removed with a substantial lead...**at Dallas (Nov. 23):** Named AFC Offensive Player of the Week for his efforts and was voted by fans as the FedEx Air Player of the Week...Registered 434 yards and three TDs on 27-of-33 passing (81.8 pct.) for a 149.1 passer rating...Became the second quarterback to throw for 400-plus yards at Dallas on Thanksgiving (Kirk Cousins, 2016)...It marked the ninth game of his career to throw for 400-plus yards, the 54th game with 300-plus yards and 51st game with three-plus TD passes...The 149.1 passer rating was the third-highest of his career and his highest since 2010...His 81.8 completion percentage ranked No. 8 in his career and fourth with at least 30 pass attempts...Threaded the ball to Henry early in the game, dropping it over the head of LB Justin Durant and in front of CB Orlando Scandrick for a 17-yard completion...Opened the scoring in the third quarter with a three-yard TD pass to Henry after going through his progressions to find the tight end posted up in front of S Byron Jones in the middle of the end zone...Later on, found Tyrell Williams on a go-route down the right sideline in the front of the end zone, floating the pass over the top of CB Anthony Brown for a 27-yard TD...Capped the offensive scoring in the fourth quarter by completing a 42-yard TD to Allen after the receiver broke a couple of tackles and juked past two defenders... The win brought his career total to 102 regular-season wins, passing Hall of Fame QB Jim Kelly (101) and tying Hall of Fame QB Warren Moon for 13th in NFL history...**vs. Cleveland (Dec. 3):** Posted career regular-season win No. 103, breaking a tie with Hall of Fame QB Warren Moon for sole possession of 13th in league annals...Brought his season total above 3,000 passing yards for the 12th consecutive year and eclipsed 49,000 career passing yards with a 344-yard performance...Started at QB for the 188th straight game, becoming the longest active starting streak... Totaled the 344 yards and a TD on 31-of-43 passing (72.1 pct.) for a 103.2 passer rating...It marked the 55th 300-yard game of his career...Appeared on all 70 offensive snaps...Extended a first-quarter play by rolling to his right, giving Henry time to get on his feet after being knocked to the ground by a defender before throwing a 12-yard completion to the tight end for a first down...Threw the 335th TD of his career, good for seventh all time, to Allen in the third quarter on a third-and-goal on a seam-route.






### PHILIP RIVERS NFL STATISTICS



Year	Team	GP	GS	— Passing —										— Rushing —					
				Att	Cmp	Pct.	Yards	Y/A	TD	Int	Lg	Sk	Lost	Rating	Att	Yds	Avg.	Lg	TD
2004	San Diego	2	0	8	5	62.5	33	4.1	1	0	13t	1	10	110.9	4	-5	-1.3	-1	0
2005	San Diego	2	0	22	12	54.5	115	5.2	0	1	22	3	16	50.4	1	-1	-1.0	-1	0
2006	San Diego	16	16	460	284	61.7	3,388	7.4	22	9	57t	27	144	92.0	48	49	1.0	15	0
2007	San Diego	16	16	460	277	60.2	3,152	6.9	21	15	49t	22	163	82.4	29	33	1.1	10	1
2008	San Diego	16	16	478	312	65.3	4,009	8.4	34	11	67	25	151	105.5	31	84	2.7	11	0
2009	San Diego	16	16	486	317	65.2	4,254	8.8	28	9	81t	25	167	104.4	26	50	1.9	15	1
2010	San Diego	16	16	541	357	66.0	4,710	8.7	30	13	59t	38	227	101.8	29	52	1.8	14	0
2011	San Diego	16	16	582	366	62.9	4,624	7.9	27	20	58	30	198	88.7	26	36	1.4	15	1
2012	San Diego	16	16	527	338	64.1	3,606	6.8	26	15	80t	49	311	88.6	24	40	1.5	11	0
2013	San Diego	16	16	544	378	69.5	4,478	8.2	32	11	60t	30	150	105.5	27	72	2.6	18	0
2014	San Diego	16	16	570	379	66.5	4,286	7.5	31	18	59	36	189	93.8	37	102	2.8	17	0
2015	San Diego	16	16	661	437	66.1	4,792	7.2	29	13	80t	40	264	93.8	17	28	1.6	8	0
2016	San Diego	16	16	578	349	60.4	4,386	7.6	33	21	59	36	188	87.9	14	35	2.5	10	0
2017	Los Angeles Chargers	12	12	431	272	63.1	3,292	7.6	21	7	75t	13	87	96.0	16	-7	-0.4	8	0
<b>NFL Totals</b>		<b>192</b>	<b>188</b>	<b>6,348</b>	<b>4,083</b>	<b>64.3</b>	<b>49,125</b>	<b>7.7</b>	<b>335</b>	<b>163</b>	<b>81t</b>	<b>375</b>	<b>2,265</b>	<b>94.8</b>	<b>333</b>	<b>568</b>	<b>1.7</b>	<b>18</b>	<b>3</b>
<b>PLAYOFFS</b>																			
Year	Team	GP	GS	Att	Cmp	Pct.	Yards	Y/A	TD	Int	Lg	Sk	Lost	Rating	No.	Yds	Avg.	Lg	TD
2006	San Diego	1	1	32	14	43.8	230	7.2	0	1	58	3	26	55.5	3	3	1.0	2	0
2007	San Diego	3	3	86	52	60.5	767	8.9	4	4	56t	2	14	85.8	4	-2	-0.5	1	0
2008	San Diego	2	2	71	41	57.7	525	7.4	3	2	62t	8	60	83.4	2	13	6.5	12	0
2009	San Diego	1	1	40	27	67.5	298	7.5	1	2	37	2	15	76.9	3	4	1.3	3	1
2013	San Diego	2	2	43	30	69.8	345	8.0	3	0	49	5	29	116.9	5	14	2.8	6	0
<b>NFL Totals</b>		<b>9</b>	<b>9</b>	<b>272</b>	<b>164</b>	<b>60.3</b>	<b>2,165</b>	<b>8.0</b>	<b>11</b>	<b>9</b>	<b>62t</b>	<b>20</b>	<b>144</b>	<b>85.2</b>	<b>17</b>	<b>32</b>	<b>1.9</b>	<b>12</b>	<b>1</b>



# 78 MICHAEL SCHOFIELD

**POSITION:** Guard/Tackle  
**HEIGHT:** 6-6  
**WEIGHT:** 301  
**BORN:** November 15, 1990  
**COLLEGE:** Michigan  
**HOMETOWN:** Orland Park, Ill.  
**HIGH SCHOOL:** Carl Sandburgh High  
**EXPERIENCE:** 2nd Year (2nd Chargers)  
**ACQUIRED:** Waivers (Denver) – 2017  
**CAREER GP/GS:** 40/34  
**PLAYOFFS GP/GS:** 3/3



**2017:** Acquired off waivers from Denver on Sept. 3...Started five games, including the 30th game of his career, and appeared in six others...Was active in Week 1, but did not participate...Part of a line that has kept QB Philip Rivers upright to throw for 3,292 yards and 21 TDs with seven INTs on 272-of-431 passing (96.0 rating)...Part of a unit that allowed Rivers time to post five games with a passer rating above 105 and seven games above 100...Provided time for Rivers to pass Hall of Fame QB Frank Tarkenton for 10th for all-time passing yards and pass Hall of Fame QB Warren Moon for eighth for all-time completions...Blocked for RB Melvin Gordon to rush for 775 yards and five TDs on 207 attempts (3.7 avg.)...**at Denver (Sept. 11):** Dressed, but did not see any action...**vs. Miami (Sept. 17):** Made his Chargers debut, appearing on five special teams plays...**vs. Kansas City (Sept. 24):** Saw the first action on offense in a Chargers uniform, registering the 30th start of his career...Opened the game at RT, his 30th career start, in place of injured T Joe Barksdale, playing all 73 snaps on offense...Added two snaps on special teams...**vs. Philadelphia (Oct. 1):** Appeared on one offensive snap and four on special teams...**at New York Giants (Oct. 8):** Saw action on nine offensive plays and five on special teams...**at Oakland (Oct. 15):** Played on 14 offensive snaps and four on special teams...**vs. Denver (Oct. 22):** Appeared on all 58 offensive snaps and three on special teams after opening the game at RT for his 35th career game played...Provided time for Rivers to post 183 yards and two TDs on 15-of-26 passing (105.1 rating) for the quarterback's 100th career victory...It marked the third game of the season with a passer rating greater than 105 and the fourth higher than 100...Provided a block on a draw to RB Melvin Gordon in

the fourth quarter that went for a 21-yard gain, the longest by either team on the ground...**at New England (Oct. 29):** Started at RT, seeing action on all 56 offensive snaps and three on special teams...Helped pave the way for Gordon to rush for a season-high 132 yards and an 87-yard TD on 14 carries (9.4 avg.)...Part of a line that blocked for the team to total 157 rushing yards, the second-most by the Chargers in a game since 2014 (208 vs. Tennessee, Nov. 6, 2016)...On the TD run, created an edge with G Kenny Wiggins for Gordon to run off-tackle before taking it the rest of the way...**at Jacksonville (Nov. 12):** Started at RT and saw action on all 69 plays on offense and three on special teams...Provided time for Rivers to throw for 235 yards and two TDs with an INT on 21-of-37 (56.8 pct.) passing...**vs. Buffalo (Nov. 19):** Started at RT, joining G Dan Feeney and G Kenny Wiggins as the only Chargers to play all 74 offensive snaps...Provided protection for Rivers and QB Kellen Clemens to throw for a combined 284 passing yards and two TDs for a 108.4 rating, including Rivers completing 20-of-32 passes (62.5 pct.) for 251 yards and two TDs (107.7 rating) through three quarters...It marked the fifth game this season for Rivers with a passer rating above 100 and the fourth above 105...Blocked for Gordon and Ekeler to combine for 120 rushing yards and two TDs on 26 carries (4.6 avg.)...Sealed off LB Preston Brown to open a hole for Gordon on a 20-yard run...**at Dallas (Nov. 23):** Appeared on eight plays on offense and six on special teams...**vs. Cleveland (Dec. 3):** Saw action on eight offensive snaps and six on special teams.

MICHAEL SCHOFIELD NFL GAMES			
Year	Team	GP	GS
2015	Denver	13	13
2016	Denver	16	16
2017	Los Angeles Chargers	11	5
<b>NFL Totals</b>		<b>40</b>	<b>34</b>
PLAYOFFS			
Year	Team	GP	GS
2015	Denver	3	3



# 68 MATT SLAUSON

**POSITION:** Center/Guard  
**HEIGHT:** 6-5  
**WEIGHT:** 315  
**BORN:** February 18, 1986  
**COLLEGE:** Nebraska  
**HOMETOWN:** Colorado Springs, Colo.  
**HIGH SCHOOL:** Air Force Prep  
**EXPERIENCE:** 9th Year (2nd Chargers)  
**ACQUIRED:** Free Agent — 2016  
**CAREER GP/GS:** 111/108  
**PLAYOFFS GP/GS:** 3/3



**2017:** Started seven games at LG...Returned to left guard after starting at center for each game in 2016... Appeared on 425 of 448 offensive snaps before suffering a season-ending biceps injury...Played on 25 plays on special teams...Before the injury, was part of a line that kept QB Philip Rivers upright to throw for 1,816 yards and 12 TDs with five INTs on 156-of-256 passing (89.9 rating) through seven games...Part of a unit that allowed Rivers time to post three games with a passer rating above 105 and four games above 100...Provided time for Rivers to pass Hall of Fame QB Frank Tarkenton for 10th for all-time passing yards...Blocked for RB Melvin Gordon to rush for 394 yards and three TDs on 117 attempts (3.4 avg.)...Placed on injured reserve on Oct. 24...**at Denver (Sept. 11):** Opened the game at LG, playing all 59 offensive snaps...Part of a line that allowed one sack against a Denver defense that posted a league-high 94 sacks over the past two seasons (2015-16)... Allowed time for Rivers to throw for three TDs, the 49th game of his career with three-plus TD passes...**vs. Miami (Sept. 17):** Started at LG, seeing action on 58 plays on offense...Protected Rivers as he threw for 331 yards and a TD on 31-of-39 passing (110.6 rating)...Rivers' 79.5 completion percentage was his highest since completing 82.9 vs. Detroit to open the 2015 season (Sept. 13, 2015)...**vs. Kansas City (Sept. 24):** Appeared on 73 offensive snaps after opening the game at LG...**vs. Philadelphia (Oct. 1):** Started the 105th game of his career, his 85th game started at LG...Provided protection for Rivers to complete 22-of-38 pass attempts for 347 yards and two TDs

(105.9 rating), his second 300-yard performance of the season and 53rd of his career...Exited late in the fourth quarter due to a triceps injury, missing the final four offensive snaps...**at New York Giants (Oct. 8):** Started at LG, appearing on all 78 offensive snaps...Helped block for Gordon to post 105 rushing yards on 20 attempts (5.3 avg.), and register 58 receiving yards and two TDs on a game-high six catches (9.7 avg.)...Part of a unit that did not allow a sack on the day, allowing Rivers time to throw for 258 yards and three TDs, marking his second three-TD performance of the season and 50th of his career...Protected Rivers to surpass 47,000 career yards and move ahead of Tarkenton to rank 10th for the most passing yards in league annals...**at Oakland (Oct. 15):** Started at LG, seeing action on all 65 plays on offense... Opened holes for Gordon to post his second-consecutive game with 150-plus yards from scrimmage...Part of a unit that allowed one sack, keeping Rivers upright to complete 25-of-36 passes for 268 yards and a TD (100.2 passer rating)...It marked Rivers' third game of the season with a passer rating above 100...**vs. Denver (Oct. 22):** Started at LG and appeared on 39 offensive snaps and two on special teams before departing with a season-ending biceps injury...Provided time for Rivers to post 183 yards and two TDs on 15-of-26 passing (105.1 rating) for the quarterback's 100th career victory...It marked the third game of the season with a passer rating greater than 105 and the fourth higher than 100.

## MATT SLAUSON NFL GAMES

Year	Team	GP	GS
2009	New York Jets	3	0
2010	New York Jets	16	16
2011	New York Jets	16	16
2012	New York Jets	16	16
2013	Chicago	16	16
2014	Chicago	5	5
2015	Chicago	16	16
2016	San Diego	16	16
2017	Los Angeles Chargers	7	7
<b>NFL Totals</b>		<b>111</b>	<b>108</b>
PLAYOFFS			
Year	Team	GP	GS
2010	New York Jets	3	3







# 69 SAM TEVI

**POSITION:** Tackle  
**HEIGHT:** 6-5  
**WEIGHT:** 315  
**BORN:** November 15, 1994  
**COLLEGE:** Utah  
**HOMETOWN:** Euless, Texas  
**HIGH SCHOOL:** Trinity High  
**EXPERIENCE:** Rookie  
**ACQUIRED:** Draft 6 - 2017  
**CAREER GP/GS:** 10/0  
**PLAYOFFS GP/GS:** 0/0



**2017:** Inactive for the first two contests of the season and appeared in 10 others...**at Denver (Sept. 11):** Inactive (healthy scratch)...**vs. Kansas City (Sept. 24):** Made his NFL debut, appearing on two special teams plays...**vs. Philadelphia (Oct. 1):** Saw action on four special teams snaps...**at New York Giants (Oct. 8):** Appeared on five plays on special teams...**at Oakland (Oct. 15):** Played four snaps on special teams...**vs. Denver (Oct. 22):** Saw the first action on offense of his career,

taking part in one snap on offense and three on special teams...**at New England (Oct. 29):** Appeared on seven snaps on special teams...**at Jacksonville (Nov. 12):** Played seven plays on special teams and three on offense...**vs. Buffalo (Nov. 19):** Saw the most extensive action of his career on offense, participating on 22 offensive snaps and 14 on special teams...**at Dallas (Nov. 23):** Participated on eight special teams plays...**vs. Cleveland (Dec. 3):** Saw action on nine snaps on special teams.

<b>SAM TEVI NFL GAMES</b>			
Year	Team	GP	GS
2017	Los Angeles Chargers	10	0



# 56 KOREY TOOMER

**POSITION:** Inside Linebacker  
**HEIGHT:** 6-2  
**WEIGHT:** 235  
**BORN:** December 9, 1988  
**COLLEGE:** Idaho  
**HOMETOWN:** Las Vegas, Nev.  
**HIGH SCHOOL:** Shadow Ridge High  
**EXPERIENCE:** 4th Year (2nd Chargers)  
**ACQUIRED:** Free Agent — 2016  
**CAREER GP/GS:** 42/14  
**PLAYOFFS GP/GS:** 0/0



**2017:** Appeared in 11 games, starting six...Forced a fumble, registered a pick-six and registered two passes defended...Posted 39 tackles (23 solo), eclipsing 100 career tackles...**at Denver (Sept. 11):** Started at ILB, appearing on 27 defensive snaps and eight on special teams...Totalled seven tackles (four solo), a pass defended and forced a fumble...Knocked the ball free from RB Jamaal Charles in the fourth quarter, which was recovered by CB Casey Hayward...**vs. Miami (Sept. 17):** Saw action on 12 plays on defense, posting three assisted tackles...**vs. Kansas City (Sept. 24):** Posted eight tackles (three solo) on 42 defensive plays...Registered his second pass defended of the season by knocking away a pass from QB Alex Smith intended for WR Tyreek Hill...**vs. Philadelphia (Oct. 1):** Registered the 35th game played and 10th start of his career, opening the game at ILB...Saw action on 16 defensive plays and eight on special teams...**at New York Giants (Oct. 8):** Inactive (healthy scratch)...**at Oakland (Oct. 15):** Returned to action as the team's starting ILB, playing on 34 snaps on defense...Tied a season high with eight tackles (seven solo)...**vs. Denver (Oct. 22):** Posted four tackles (one solo) after starting at ILB...Appeared on 15 defensive plays...**at New England (Oct. 29):** Played 25 snaps on defense, totaling four solo tackles...The first brought his career total to 100 tackles, finishing the day with 103 for his career...**at Jacksonville (Nov. 12):** Started at OLB, playing 34 snaps on defense and 19 on special teams...Posted four tackles

## 2017, LOS ANGELES CHARGERS

Date	Opp.	Res.	Games		Tackles					Interceptions				Fumbles			
			P/S	Yds	Tot	So	As	Sk	Yd	TFL	No.	Yd	Lg	TD	PD	FF	FR
09/11	at Den	L	1/1	7	4	3	0	0	0	0	0	0	0	0	1	1	0
09/17	Mia	L	1/0	3	0	3	0	0	0	0	0	0	0	0	0	0	0
09/24	KC	L	1/0	8	3	5	0	0	0	0	0	0	0	0	1	0	0
10/01	Phi	L	1/1	0	0	0	0	0	0	0	0	0	0	0	0	0	0
10/08	at NYG	W	0/0	— Inactive —													
10/15	at Oak	W	1/1	8	7	1	0	0	0	0	0	0	0	0	0	0	0
10/22	Den	W	1/1	4	1	3	0	0	0	0	0	0	0	0	0	0	0
10/29	at NE	L	1/0	4	4	0	0	0	0	0	0	0	0	0	0	0	0
11/12	at Jax	L (OT)	1/1	4	3	1	0	0	0	0	0	0	0	0	0	0	0
11/19	Buf	W	1/1	1	1	0	0	0	0	0	1	59	59t	1	1	0	0
11/23	at Dal	W	1/0	0	0	0	0	0	0	0	0	0	0	0	0	0	0
12/03	Cle	W	1/0	0	0	0	0	0	0	0	0	0	0	0	0	0	0
12/10	Was																
12/16	at KC																
12/24	at NYJ																
12/31	Oak																
'17 TOTALS		6-6	11/6	39	23	16	0	0	0	0	1	59	59t	1	3	1	0

(three solo)...**vs. Buffalo (Nov. 19):** Opened scoring for the game with an INT on a pass from QB Nathan Peterman, returning it 59 yards for a TD... On the return, received blocks from DE Joey Bosa, OLB Kyle Emanuel and DT Darius Philon...Added a solo tackle and a special teams tackle on kickoff coverage...Finished with 15 plays on defense and seven on special teams in the 40th game of his career...**at Dallas (Nov. 23):** Appeared on seven special teams plays...**vs. Cleveland (Dec. 3):** Participated on six special teams snaps.



## KOREY TOOMER NFL STATISTICS



Year	Team	GP	GS	— Tackles —					Yds	TFL	— Interceptions —					— Fumbles —			ST Tackles
				Total	Solo	Asst	Sacks	Yds			No.	Yds	Lg	TD	PD	FF	FR	Yds	
2014	Dallas	1	0	0	0	0	0.0	0	0	0	0	0	0	0	0	0	0	0	0
2014	St. Louis	7	0	0	0	0	0.0	0	0	0	0	0	0	0	0	0	0	0	5
2015	Oakland	10	0	0	0	0	0.0	0	0	0	0	0	0	0	0	0	0	0	4
2016	San Diego	13	8	69	39	30	1.0	1	9	0	0	0	1	3	1	2	4	4	
2017	Los Angeles Chargers	11	6	39	23	16	0.0	0	0	1	59	59t	1	3	1	0	0	1	
<b>NFL Totals</b>		<b>42</b>	<b>14</b>	<b>108</b>	<b>62</b>	<b>46</b>	<b>1.0</b>	<b>1</b>	<b>9</b>	<b>1</b>	<b>59</b>	<b>59t</b>	<b>1</b>	<b>4</b>	<b>4</b>	<b>1</b>	<b>2</b>	<b>14</b>	





# 34 DEREK WATT

**POSITION:** Full Back  
**HEIGHT:** 6-2  
**WEIGHT:** 234  
**BORN:** November 7, 1992  
**COLLEGE:** Wisconsin  
**HOMETOWN:** Pewaukee, Wis.  
**HIGH SCHOOL:** Pewaukee (Wis.) High  
**EXPERIENCE:** 2nd Year (2nd Chargers)  
**ACQUIRED:** Draft 6 — 2016  
**CAREER GP/GS:** 28/5  
**PLAYOFFS GP/GS:** 0/0



**2017:** Appeared in all 12 games with three starts at FB, including the first back-to-back starts of his career...Registered three carries for 17 yards (5.7 avg.), a 12-yard reception and eight tackles on special teams...Leads the team with 241 snaps on special teams...**vs. Miami (Sept. 17):** Opened the game at FB, marking his first start in two consecutive games...Had a rushing attempt and a special teams tackle on punt coverage that pinned the Dolphins inside their own 20...Played eight snaps on offense and 18 on special teams...**vs. Kansas City (Sept. 24):** Appeared on a season-high 12 offensive plays while contributing on 17 special teams snaps...**vs. Philadelphia (Oct. 1):** Played the 20th game of his career...Contributed on six offensive snaps and 17 on special teams...**at New York Giants (Oct. 8):** Saw time at fullback and on special teams, contributing on six offensive plays and 17 on special teams...Posted a pair of special teams tackles on kickoff coverage, including one that forced the Giants to begin the drive inside their own 20...**at Oakland (Oct. 15):** Saw action on offense on 12 plays and played 15 snaps on special teams...Helped spring RB Melvin Gordon free on an 18-yard run in the third quarter...**vs. Denver (Oct. 22):** Played 13 offensive snaps and 16 on special teams, registering a special teams tackle on kickoff coverage...**at New England (Oct. 29):** Started at FB, seeing action on five snaps on offense and 21 on special teams...**at Jacksonville (Nov. 12):** Played on 13 offensive snaps and 32 on special teams, tied for the team lead with S Rayshawn Jenkins...It marked the 25th game played of his career...Hauled in his first catch of the season in the right flat and turned it into a 13-yard gain...

## 2017, LOS ANGELES CHARGERS

Date	Opp.	Games		Att	Rushing				No.	Receiving				Total Off.
		Res.	P/S		Yds	Avg.	Lg	TD		Yds	Avg.	Lg	TD	
09/11	at Den	L	1/1	0	0	-	0	0	0	-	0	0	0	0
09/17	Mia	L	1/1	1	0	0.0	0	0	0	-	0	0	0	0
09/24	KC	L	1/0	0	0	-	0	0	0	-	0	0	0	0
10/01	Phi	L	1/0	0	0	-	0	0	0	-	0	0	0	0
10/08	at NYG	W	1/0	0	0	-	0	0	0	-	0	0	0	0
10/15	at Oak	W	1/0	0	0	-	0	0	0	-	0	0	0	0
10/22	Den	W	1/0	0	0	-	0	0	0	-	0	0	0	0
10/29	at NE	L	1/1	0	0	-	0	0	0	-	0	0	0	0
11/12	at Jax	L (OT)	1/0	0	0	-	0	1	12	12.0	12	0	12	
11/19	Buf	W	1/0	2	17	8.5	17	0	0	-	0	0	17	
11/23	at Dal	W	1/0	0	0	-	0	0	0	-	0	0	0	
12/03	Cle	W	1/0	0	0	-	0	0	0	-	0	0	0	
12/10	Was													
12/16	at KC													
12/24	at NYJ													
12/31	Oak													
<b>'17 TOTALS</b>		<b>6-6</b>	<b>12/3</b>	<b>3</b>	<b>17</b>	<b>5.7</b>	<b>17</b>	<b>0</b>	<b>1</b>	<b>12</b>	<b>12.0</b>	<b>12</b>	<b>0</b>	<b>29</b>

Added a special teams tackle on kickoff coverage...**vs. Buffalo (Nov. 19):** Totaled two carries for 17 yards (8.5 avg.), including a career-long 17-yard carry...Added a special teams tackle on kickoff coverage, seeing time on 15 offensive snaps and 31 on special teams...**at Dallas (Nov. 23):** Saw action on seven offensive plays and all 19 special teams snaps, marking the first Charger of the season to play all special teams snaps in a game...Notched a special teams tackle on kickoff coverage, pinning the Cowboys inside the 20...**vs. Cleveland (Dec. 3):** Posted a special teams tackle on kickoff coverage, pinning the Browns inside the 20...Played on seven offensive snaps and 19 on special teams.



## DEREK WATT NFL STATISTICS




Year	Team	GP	GS	— Rushing —					— Receiving —					— Scrimmage —
				Att	Yds	Avg.	Lg	TD	No.	Yds	Avg.	Lg	TD	Yards
2016	San Diego	16	2	2	4	2.0	2	0	4	83	20.8	53	0	87
2017	Los Angeles Chargers	12	3	3	17	5.7	17	0	1	12	12.0	12	0	29
<b>NFL Totals</b>		<b>28</b>	<b>5</b>	<b>5</b>	<b>21</b>	<b>4.2</b>	<b>17</b>	<b>0</b>	<b>5</b>	<b>95</b>	<b>19.0</b>	<b>53</b>	<b>0</b>	<b>116</b>



# 79 KENNY WIGGINS

**POSITION:** Guard/Tackle  
**HEIGHT:** 6-6  
**WEIGHT:** 314  
**BORN:** August 8, 1988  
**COLLEGE:** Fresno State  
**HOMETOWN:** Elk Grove, Calif.  
**HIGH SCHOOL:** Elk Grove High  
**EXPERIENCE:** 4th Year (4th Chargers)  
**ACQUIRED:** Free Agent — 2013  
**CAREER GP/GS:** 41/21  
**PLAYOFFS GP/GS:** 0/0



**2017:** Started all 12 games at RG...Part of a line that has kept QB Philip Rivers upright to throw for 3,292 yards and 21 TDs with seven INTs on 272-of-431 passing (96.0 rating)...Part of a unit that allowed Rivers time to post five games with a passer rating above 105 and seven games above 100, including one game with a rating of 149.1 (third highest of career)...Provided time for Rivers to pass Hall of Fame QB Frank Tarkenton for 10th for all-time passing yards and pass Hall of Fame QB Warren Moon for eighth for all-time completions...Blocked for RB Melvin Gordon to rush for 775 yards and five TDs on 207 attempts (3.7 avg.)...Appeared on 763 of 785 offensive snaps...Played on 50 special teams plays...**at Denver (Sept. 11):** Opened the game at RG, playing all 59 offensive snaps...Marked the 10th start of his career...Part of a line that allowed one sack against a Denver defense that posted a league-high 94 sacks over the past two seasons (2015-16)...Allowed time for Rivers to throw for three TDs, the 49th game of his career with three-plus TD passes...**vs. Miami (Sept. 17):** Started at RG, seeing action on 58 plays on offense...Protected Rivers as he threw for 331 yards and a TD on 31-of-39 passing (110.6 rating)...Rivers' 79.5 completion percentage was his highest since completing 82.9 vs. Detroit to open the 2015 season (Sept. 13, 2015)...**vs. Kansas City (Sept. 24):** Appeared on 73 offensive snaps after opening the game at RG...**vs. Philadelphia (Oct. 1):** Started at RG and played on 57 offensive snaps...Provided protection for Rivers to complete 22-of-38 pass attempts for 347 yards and two TDs (105.9 rating), his second 300-yard performance of the season and 53rd of his career...**at New York Giants (Oct. 8):** Started at RG, appearing on 69 offensive snaps...Helped block for Gordon to post 105 rushing yards on 20 attempts (5.3 avg.), and register 58 receiving yards and two TDs on a game-high six catches (9.7 avg.)...Part of a unit that did not allow a sack on the day, allowing Rivers time to throw for 258 yards and three TDs, marking his second three-TD performance of the season and 50th of his career...Protected Rivers to surpass 47,000 career yards and move ahead of Tarkenton to rank 10th for the most passing yards in league annals...**at Oakland (Oct. 15):** Started at RG, seeing action on 55 plays on offense...Opened holes for Gordon to post his second-consecutive game with 150-plus yards from scrimmage...Part of a unit that allowed one sack, keeping Rivers upright to complete 25-of-36 passes for 268 yards and a TD (100.2 passer rating)...It marked Rivers' third game of the season with a passer rating above 100...Pulled to the left on a third-quarter play to spring Gordon free for an 18-yard run...**vs. Denver (Oct.**

**22):** Appeared on 55 offensive snaps after starting at RG...Provided time for Rivers to post 183 yards and two TDs on 15-of-26 passing (105.1 rating) for the quarterback's 100th career victory...It marked the third game of the season with a passer rating greater than 105 and the fourth higher than 100...Provided a block on a draw to RB Melvin Gordon in the fourth quarter that went for a 21-yard gain, the longest by either team on the ground...**at New England (Oct. 29):** Started at RG, playing all 56 offensive snaps and two on special teams...Helped pave the way for Gordon to rush for a season-high 132 yards and an 87-yard TD on 14 carries (9.4 avg.)...Part of a line that blocked for the team to total 157 rushing yards, the second-most by the Chargers in a game since 2014 (208 vs. Tennessee, Nov. 6, 2016)...On the TD run, created an edge with G/T Michael Schofield for Gordon to run off-tackle before taking it the rest of the way...**at Jacksonville (Nov. 12):** Started at RG and saw action on all 69 plays on offense...Provided time for Rivers to throw for 235 yards and two TDs with an INT on 21-of-37 (56.8 pct.) passing...**vs. Buffalo (Nov. 19):** Started at RG, joining G Dan Feeney and G/T Michael Schofield as the only Chargers to play all 74 offensive snaps...Provided protection for Rivers and QB Kellen Clemens to throw for a combined 284 passing yards and two TDs for a 108.4 rating, including Rivers completing 20-of-32 passes (62.5 pct.) for 251 yards and two TDs (107.7 rating) through three quarters...It marked the fifth game this season for Rivers with a passer rating above 100 and the fourth above 105...Blocked for Gordon and Ekeler to combine for 120 rushing yards and two TDs on 26 carries (4.6 avg.)...**at Dallas (Nov. 23):** Started at RG and played all 68 snaps on offense...It marked the 40th game played of his career and the 20th start...Part of a line that allowed Rivers to throw for 434 yards and three TDs on 27-of-33 passing (81.8 pct.) for a 149.1 passer rating...It marked the ninth 400-yard game, 54th 300-yard game and 51st three-TD game of Rivers' career...The 149.1 passer rating ranked third in his career...On the first TD pass, provided Rivers time to move through his progressions to find TE Hunter Henry in the middle of the end zone matched up with S Byron Jones for a three-yard score...**vs. Cleveland (Dec. 3):** Played all 70 snaps on offense after opening the contest at RG...Blocked for Rivers to complete 31 passes on 43 attempts (72.1 pct.) for 344 yards and a TD (103.2 passer rating), marking the 55th 300-yard game of Rivers' career...Protected Rivers to reach 3,000 yards on the year for the 12th consecutive season, which also brought his career total past 49,000...The victory gave Rivers 103 for his career, good for sole possession of 13th in league history, breaking a tie with Hall of Fame QB Warren Moon.

## KENNY WIGGINS NFL GAMES

Year	Team	GP	GS
2014	San Diego	1	0
2015	San Diego	15	8
2016	San Diego	13	1
2017	Los Angeles Chargers	12	12
<b>NFL Totals</b>		<b>41</b>	<b>21</b>



# 44 ANDRE WILLIAMS

**POSITION:** Running Back  
**HEIGHT:** 6-0  
**WEIGHT:** 220  
**BORN:** August 28, 1992  
**COLLEGE:** Boston College  
**HOMETOWN:** Allentown, Pa.  
**HIGH SCHOOL:** Parkland High  
**EXPERIENCE:** 3rd Year (2nd Chargers)  
**ACQUIRED:** Waivers (N.Y. Giants) – 2016  
**CAREER GP/GS:** 40/7  
**PLAYOFFS GP/GS:** 0/0



**2017:** Began the season on the practice squad before being activated on Oct. 7...Appeared in seven games and was inactive for another, posting two carries for two yards (1.0 avg.) and a special teams tackle on kickoff coverage...**at New York Giants (Oct. 8):** Made his season debut, contributing on 14 special teams plays...**at Oakland (Oct. 15):** Appeared in 35th career game...Registered his first special teams tackle of the season on kickoff coverage...Saw action on eight special teams snaps...**vs. Denver (Oct. 22):** Active for his third game of the season, appearing on 14 special teams plays...**at New England (Oct. 29):** Inactive (healthy scratch)...**at Jacksonville (Nov. 19):** Saw action on 19 special teams snaps...**vs. Buffalo (Nov. 19):** Made his first appearance on offense of the season, playing five snaps on offense and 16 on special teams...Totaled two rushing yards on two carries (1.0 avg.)...**at Dallas (Nov. 23):** Appeared on 13 snaps on special teams...**vs. Cleveland (Dec. 3):** Played in the 40th game of his career, seeing action on 11 special teams plays.

## 2017, LOS ANGELES CHARGERS

Date	Opp.	Res.	P/S	Rushing					Receiving				Total Off.		
				Att	Yds	Avg.	Lg	TD	No.	Yds	Avg.	Lg		TD	
09/11	at Den	L	0/0	— Practice Squad —											
09/17	Mia	L	0/0	— Practice Squad —											
09/24	KC	L	0/0	— Practice Squad —											
10/01	Phi	L	0/0	— Practice Squad —											
10/08	at NYG	W	1/0	0	0	-	-	0	0	0	-	-	0	0	
10/15	at Oak	W	1/0	0	0	-	-	0	0	0	-	-	0	0	
10/22	Den	W	1/0	0	0	-	-	0	0	0	-	-	0	0	
10/29	at NE	L	0/0	— Inactive —											
11/12	at Jax	L (OT)	1/0	0	0	-	-	0	0	0	-	-	0	0	
11/19	Buf	W	1/0	2	2	1.0	2	0	0	0	-	-	0	2	
11/23	at Dal	W	1/0	0	0	-	-	0	0	0	-	-	0	0	
12/03	Cle	W	1/0	0	0	-	-	0	0	0	-	-	0	0	
12/10	Was														
12/16	at KC														
12/24	at NYJ														
12/31	Oak														
<b>'17 TOTALS</b>				<b>6-6</b>	<b>7/0</b>	<b>2</b>	<b>2</b>	<b>1.0</b>	<b>2</b>	<b>0</b>	<b>0</b>	<b>0</b>	<b>0</b>	<b>0</b>	<b>2</b>



## ANDRE WILLIAMS NFL STATISTICS



Year	Team	GP	GS	— Rushing —					— Receiving —				— Scrimmage —	
				Att	Yds	Avg.	Lg	TD	No.	Yds	Avg.	Lg	TD	Yards
2014	New York Giants	16	7	217	721	3.3	50t	7	18	130	7.2	24	0	851
2015	New York Giants	16	0	88	257	2.9	35	1	1	7	7.0	7	0	264
2016	San Diego	1	0	18	87	4.8	14	0	0	0	—	—	0	87
2017	Los Angeles Chargers	7	0	2	2	1.0	2	0	0	0	—	—	0	2
<b>NFL Totals</b>		<b>40</b>	<b>7</b>	<b>325</b>	<b>1,067</b>	<b>3.3</b>	<b>50t</b>	<b>8</b>	<b>19</b>	<b>137</b>	<b>7.2</b>	<b>24</b>	<b>0</b>	<b>1,204</b>





# 81 MIKE WILLIAMS

**POSITION:** Wide Receiver  
**HEIGHT:** 6-4  
**WEIGHT:** 220  
**BORN:** October 4, 1994  
**COLLEGE:** Clemson  
**HOMETOWN:** Santee, S.C.  
**HIGH SCHOOL:** Lake Marion High  
**EXPERIENCE:** Rookie  
**ACQUIRED:** Draft 1 — 2017  
**CAREER GP/GS:** 6/0  
**PLAYOFFS GP/GS:** 0/0



**2017:** Appeared in six games...Inactive for six games, including the first five weeks recovering from a back injury before making NFL debut against Oakland...Posted nine catches for 84 yards (9.3 avg.)...Moved the chains on a 15-yard catch on third down for his first reception...Was placed on the physically unable to perform list on July 29...Reverted back to the active roster prior to roster reductions on Sept. 2...**at Denver (Sept. 11):** Inactive (back)...**at Oakland (Oct. 15):** Made his NFL debut, hauling a 15-yard catch on third-and-six to convert for a first down...Appeared on 11 offensive plays...Saw first action of career on a fourth-and-two attempt late in the first quarter...**vs. Denver (Oct. 22):** Played 14 snaps on offense in the second game of his career...**at New England (Oct. 29):** Caught a seven-yard pass on 22 offensive plays...Sealed a lane from Patriots defensive backs for Gordon to post an 87-yard TD run in the first quarter...**at Jacksonville (Nov. 12):** Totaled career highs in catches (two) and receiving yards (24) for a 12.0 yards-per-catch average...Hauled in 20-yard pass in the second quarter for Rivers' 3,989th career completion, passing Hall of Fame QB Warren Moon for No. 8 in league annals...Appeared on 27 offensive plays...**vs. Buffalo (Nov. 19):** Set career highs in receptions (five) and receiving yards (38) for a 7.6-yard avg.

## 2017, LOS ANGELES CHARGERS

Date	Opp.	Res.	Games		No.	Receiving				Rushing				Total Off.	
			P/S			Yds	Avg.	Lg	TD	Att	Yds	Avg.	Lg		TD
09/11	at Den	L	0/0			—	Inactive	—							
09/17	Mia	L	0/0			—	Inactive	—							
09/24	KC	L	0/0			—	Inactive	—							
10/01	Phi	L	0/0			—	Inactive	—							
10/08	at NYG	W	0/0			—	Inactive	—							
10/15	at Oak	W	1/0		1	15	15.0	15	0	0	0	-	-	0	15
10/22	Den	W	1/0		0	0	-	-	0	0	0	-	-	0	0
10/29	at NE	L	1/0		1	7	7.0	7	0	0	0	-	-	0	7
11/12	at Jax	L (OT)	1/0		2	24	12.0	20	0	0	0	-	-	0	24
11/19	Buf	W	1/0		5	38	7.6	13	0	0	0	-	-	0	38
11/23	at Dal	W	1/0		0	0	-	-	0	0	0	-	-	0	0
12/03	Cle	W	0/0			—	Inactive	—							
12/10	Was														
12/16	at KC														
12/24	at NYJ														
12/31	Oak														
<b>'17 TOTALS</b>		<b>6-6</b>	<b>6/0</b>		<b>9</b>	<b>84</b>	<b>9.3</b>	<b>20</b>	<b>0</b>	<b>0</b>	<b>0</b>	<b>—</b>	<b>—</b>	<b>0</b>	<b>84</b>

...Participated on a career-high 41 offensive snaps...**at Dallas (Nov. 23):** Played an offensive snap before exiting with a knee injury...**vs. Cleveland (Dec. 3):** Inactive (knee).



## MIKE WILLIAMS NFL STATISTICS



Year	Team	GP	GS	No.	— Receiving —				Att	— Rushing —				— Scrimmage —
					Yds	Avg.	Lg	TD		Yds	Avg.	Lg	TD	Yards
2017	Los Angeles Chargers	6	0	9	84	9.3	20	0	0	0	—	—	0	84



# 24 TREVOR WILLIAMS

**POSITION:** Cornerback  
**HEIGHT:** 5-10  
**WEIGHT:** 191  
**BORN:** September 15, 1993  
**COLLEGE:** Penn State  
**HOMETOWN:** Baltimore, Md.  
**HIGH SCHOOL:** Calvert Hall College High  
**EXPERIENCE:** 2nd Year (2nd Chargers)  
**ACQUIRED:** Free Agent — 2016  
**CAREER GP/GS:** 24/16  
**PLAYOFFS GP/GS:** 0/0



**2017:** Appeared in all 12 games, starting 11...Totaled 45 tackles (38 solo), including two tackles for loss...Registered two INTs, including the first of his career, 12 passes defended and two tackles on special teams...Part of the only secondary to not allow more than 245 gross passing yards in a game during the first seven weeks of the season...**at Denver (Sept. 11):** Appeared on 40 snaps on defense and 20 on special teams...Posted two tackles (one solo)...**vs. Miami (Sept. 17):** Made his first start of the season at RCB in place of an injured CB Jason Verrett, registering five tackles (three solo), including a tackle for loss...Appeared on all 68 defensive plays, one of four Los Angeles defenders to do so...Broke up a pair of passes from QB Jay Cutler...Posted the first pass defended on a deep ball down the left sideline intended for WR DeVante Parker...Broke up his second pass by knocking away a first-and-goal pass to Parker in the end zone...Contributed on 18 plays on special teams and posted a special teams tackle on kickoff coverage, forcing the Dolphins to start from inside their own 20...**vs. Kansas City (Sept. 24):** Started his second-consecutive game at RCB, playing all 53 defensive plays and 12 on special teams...Registered four tackles (two solo)...**vs. Philadelphia (Oct. 1):** Started at RCB, totaling seven solo tackles and a pass defended...Broke up a third-down pass intended for WR Torrey Smith in the end zone, forcing a Philadelphia field goal...Appeared on 77 plays on defense and 10 on special teams...**at New York Giants (Oct. 8):** Started at RCB and appeared on all 70 defensive plays, joining fellow CB Casey Hayward, S Jahleel Addae and S Tre Boston as the only Los Angeles defenders to do so...Registered three solo tackles and a special teams tackle on kickoff coverage that forced the Giants to begin the drive inside their own 20...**at Oakland (Oct. 15):** Started at RCB, seeing action on 58 defensive snaps and four on special teams...Registered the first INT of his career while covering WR Michael Crabtree, returning it 21 yards...Finished with a solo tackle, the INT and three passes defended...

## 2017, LOS ANGELES CHARGERS

Date	Opp.	Res.	Games P/S	Tackles						Interceptions				Fumbles				
				Tot	So	As	Sk	Yd	TFL	No.	Yd	Lg	TD	PD	FF	FR		
09/11	at Den	L	1/0	2	1	1	0	0	0	0	0	0	-	0	0	0	0	
09/17	Mia	L	1/1	5	3	2	0	0	1	0	0	-	0	2	0	0	0	
09/24	KC	L	1/1	4	2	2	0	0	0	0	0	-	0	0	0	0	0	
10/01	Phi	L	1/1	7	7	0	0	0	0	0	0	-	0	1	0	0	0	
10/08	at NYG	W	1/1	3	3	0	0	0	0	0	0	-	0	0	0	0	0	
10/15	at Oak	W	1/1	1	1	0	0	0	0	1	21	21	0	3	0	0	0	
10/22	Den	W	1/1	4	4	0	0	0	0	0	0	-	0	0	0	0	0	
10/29	at NE	L	1/1	8	8	0	0	0	0	0	0	-	0	1	0	0	0	
11/12	at Jax	L (OT)	1/1	3	2	1	0	0	0	0	0	-	0	0	0	0	0	
11/19	Buf	W	1/1	3	3	0	0	0	1	1	7	7	0	3	0	0	0	
11/23	at Dal	W	1/1	4	3	1	0	0	0	0	0	-	0	0	0	0	0	
12/03	Cle	W	1/1	1	1	0	0	0	0	0	0	-	0	2	0	0	0	
12/10	Was																	
12/16	at KC																	
12/24	at NYJ																	
12/31	Oak																	
'17 TOTALS		6-6	12/11	45	38	7	0	0	2	2	28	21	0	12	0	0	0	0

**vs. Denver (Oct. 22):** Started at RCB, appearing on all 64 plays on defense...Posted four solo tackles...**at New England (Oct. 29):** Appeared in the 20th game of his career, starting at RCB and seeing action on 85 defensive snaps and four on special teams...Set a career high with eight solo tackles and added a pass defended...**at Jacksonville (Nov. 12):** Started at RCB, finishing with three tackles (two solo) on 80 defensive plays...**vs. Buffalo (Nov. 19):** Posted three solo tackles, including a tackle for loss, an INT and three passes defended...Intercepted QB Nathan Peterman on an overthrow along the left sideline due to pressure applied from DE Joey Bosa...Contributed on a team-high 62 defensive plays and three on special teams...**at Dallas (Nov. 23):** Started at RCB, seeing time on 51 defensive snaps...Posted four tackles (three solo) in the 15th start of his career...**vs. Cleveland (Dec. 3):** Played all 63 defensive snaps after starting at RCB...Registered two passes defended and a solo tackle.



## TREVOR WILLIAMS NFL STATISTICS



Year	Team	GP	GS	— Tackles —					— Interceptions —					— Fumbles —			ST Tackles	
				Total	Solo	Asst	Sacks	Yds	TFL	No.	Yds	Lg	TD	PD	FF	FR		Yds
2016	San Diego	12	5	29	24	5	0.0	0	1	0	0	-	0	5	0	1	0	0
2017	Los Angeles Chargers	12	11	45	38	7	0.0	0	2	2	28	21	0	12	0	0	0	2
<b>NFL Totals</b>		<b>24</b>	<b>16</b>	<b>74</b>	<b>62</b>	<b>12</b>	<b>0.0</b>	<b>0</b>	<b>3</b>	<b>2</b>	<b>28</b>	<b>21</b>	<b>0</b>	<b>17</b>	<b>0</b>	<b>1</b>	<b>0</b>	<b>2</b>



# 16 TYRELL WILLIAMS

**POSITION:** Wide Receiver  
**HEIGHT:** 6-4  
**WEIGHT:** 205  
**BORN:** February 12, 1992  
**COLLEGE:** Western Oregon  
**HOMETOWN:** Salem, Ore.  
**HIGH SCHOOL:** Cascade High  
**EXPERIENCE:** 3rd Year (3rd Chargers)  
**ACQUIRED:** Free Agent — 2015  
**CAREER GP/GS:** 35/23  
**PLAYOFFS GP/GS:** 0/0



**2017:** Appeared in all 12 games and started 11 at WR, posting 28 receptions for 448 yards (16.0 avg.) and two TDs...Became the first player in team annals to have multiple receiving TDs of 75-plus yards...With 99 career receptions, moved past Alfred Pupunu for eighth in receptions by an undrafted player in Chargers history...Passed WR Dontrelle Inman and RB Danny Woodhead to move into fourth in career receiving yards in team annals by an undrafted player...Eclipsed 1,500 career receiving yards in the matchup with Jacksonville...**at Denver (Sept. 11):** Started at WR, his first in a season opener, appearing on 55 snaps on offense...Hauled in five catches for 54 yards (10.8 avg.)...The five receptions tied to lead the team...**vs. Miami (Sept. 17):** Opened the game at WR, seeing action on 52 offensive plays, which was tops among Chargers wide receivers...Posted 54 receiving yards on four catches (13.5 avg.)...**vs. Kansas City (Sept. 24):** Posted two receptions for 15 yards (7.5 avg.) after starting his third game of the season at WR and playing on a season-high 71 offensive snaps...**vs. Philadelphia (Oct. 1):** Posted first 100-yard game of the season and fourth of his career, hauling in 115 yards and a TD on five receptions (23.0 avg.)...The 75-yard TD came in the second quarter after getting behind the Philadelphia coverage to haul in the pass from QB Philip Rivers...It marked the eighth-longest TD catch in franchise history and ranks as the ninth-longest reception in team annals...It was the second-longest of his career (80-yard TD at Denver, Jan. 3, 2016)...Coupled with the 80-yard score during the 2015 season, became the first Charger in franchise history to have multiple receiving TDs of 75-plus yards...At the time, it tied Chiefs WR Tyreek Hill for the fourth-longest TD catch of 2017...Appeared on 50 snaps on offense after opening the game at WR, registering the 16th start of his career...**at New York Giants (Oct. 8):** Made a 22-yard catch in the first quarter that, coupled with a New York unsportsmanlike conduct penalty, put the Chargers in to Giants territory en route to a TD reception by RB Melvin Gordon...Started at WR, appearing on 66 offensive plays and his first special teams play of the season...**at Oakland (Oct. 15):** Appeared on 44 plays on offense and two on special teams after starting the game at WR...Posted three catches for 27 yards (9.0 avg.), surpassing 90 career receptions and ending the game with 1,436 career receiving yards...Early in the fourth quarter, passed Woodhead (1,429) for the fifth-most receiving yards by an undrafted player in team history...**vs. Denver (Oct. 22):** Started at WR, marking the 30th game played of his career...Posted an 11-yard reception and saw action on 43

## 2017, LOS ANGELES CHARGERS

Date	Opp.	Games				Receiving				Rushing				Total Off.
		Res.	P/S	No.	Yds	Avg.	Lg	TD	Att	Yds	Avg.	Lg	TD	
09/11	at Den	L	1/1	5	54	10.8	14	0	0	0	-	-	0	54
09/17	Mia	L	1/1	4	54	13.5	23	0	0	0	-	-	0	54
09/24	KC	L	1/1	2	15	7.5	14	0	0	0	-	-	0	15
10/01	Phi	L	1/1	5	115	23.0	75t	1	0	0	-	-	0	115
10/08	at NYG	W	1/1	1	22	22.0	22	0	0	0	-	-	0	22
10/15	at Oak	W	1/1	3	27	9.0	14	0	0	0	-	-	0	27
10/22	Den	W	1/1	1	11	11.0	11	0	0	0	-	-	0	11
10/29	at NE	L	1/0	1	24	24.0	24	0	0	0	-	-	0	24
11/12	at Jax	L (OT)	1/1	2	49	24.5	30	0	0	0	-	-	0	49
11/19	Buf	W	1/1	1	11	11.0	11	0	0	0	-	-	0	11
11/23	at Dal	W	1/1	2	58	29.0	31	1	0	0	-	-	0	58
12/03	Cle	W	1/1	1	8	8.0	8	0	0	0	-	-	0	8
12/10	Was													
12/16	at KC													
12/24	at NYJ													
12/31	Oak													
<b>'17 TOTALS</b>		<b>6-6</b>	<b>12/11</b>	<b>28</b>	<b>448</b>	<b>16.0</b>	<b>75t</b>	<b>2</b>	<b>0</b>	<b>0</b>	<b>-</b>	<b>-</b>	<b>0</b>	<b>448</b>

offensive snaps...**at New England (Oct. 29):** Appeared on 46 plays on offense, catching a pass in the middle of the field on a sluggo post-route for 24 yards in the second quarter...The catch brought his career total to 1,471 receiving yards, passing Inman (1,463) for fourth in team history among undrafted players...Sealed a lane from Patriots defensive backs for Gordon to post an 87-yard TD run in the first quarter...**at Jacksonville (Nov. 12):** Started at WR, marking the 20th start of his career...Saw action on 43 offensive plays and one on special teams...Caught two passes for 49 yards (24.5 avg.), including a 30-yarder on a flag-route in the second quarter to surpass 1,500 career receiving yards...**vs. Buffalo (Nov. 19):** Played on 61 offensive snaps after opening the game at WR...Posted an 11-yard reception...On the catch, ran a drag-route from the right side of the formation on third-and-11, hauling it in before hurdling over S Micah Hyde to convert for a first down...**at Dallas (Nov. 23):** Opened the game at WR, playing 60 snaps on offense and one on special teams...Posted two catches for 58 yards (29.0 avg.) and a TD...On third-and-11, ran a drag-route from the left slot and caught the ball two yards down field before turning up the right sideline for a 31-yard gain...Plays later, got behind CB Anthony Brown on a go-route down the right sideline to catch a 27-yard TD pass from Rivers in the front right corner of the end zone for the 10th TD of his career...**vs. Cleveland (Dec. 3):** Started at WR, playing 51 offensive snaps, finishing with an eight-yard reception...The catch brought his career total to 99, passing Alfred Pupunu for eighth in team history among undrafted players.



## TYRELL WILLIAMS NFL STATISTICS




Year	Team	GP	GS	— Receiving —				— Rushing —				— Scrimmage —	
				No.	Yds	Avg.	Lg	TD	Att	Yds	Avg.	Lg	TD
2015	San Diego	7	0	2	90	45.0	80t	1	0	0	-	0	90
2016	San Diego	16	12	69	1,059	15.3	51t	7	0	0	-	0	1,059
2017	Los Angeles Chargers	12	11	28	448	16.0	75t	2	0	0	-	0	448
<b>NFL Totals</b>		<b>35</b>	<b>23</b>	<b>99</b>	<b>1,597</b>	<b>16.1</b>	<b>80t</b>	<b>10</b>	<b>0</b>	<b>0</b>	<b>-</b>	<b>0</b>	<b>1,597</b>





# 47 MIKE WINDT

**POSITION:** Long Snapper  
**HEIGHT:** 6-1  
**WEIGHT:** 237  
**BORN:** May 29, 1986  
**COLLEGE:** Cincinnati  
**HOMETOWN:** Cincinnati, Ohio  
**HIGH SCHOOL:** Elder High  
**EXPERIENCE:** 8th Year (8th Chargers)  
**ACQUIRED:** Free Agent — 2010  
**CAREER GP:** 113  
**PLAYOFFS GP:** 2



**2017:** Saw action in all 12 contests, snapping on all kicks... Appeared in the 105th game of his career in the contest against the Eagles and his 110th against the Jaguars...**at Denver (Sept. 11):** Snapped on all field goals and punts, seeing time on nine special teams plays...**vs. Miami (Sept. 17):** Handled all snapping duties, participating on nine snaps on special teams...**vs. Kansas City (Sept. 24):** Played on seven special teams snaps as he handled all snapping duties...**vs. Philadelphia (Oct. 1):** Appeared in the 105th game of his career, participating on eight special teams plays...**at New York Giants (Oct. 8):** Saw action on a season-high 11 special teams snaps, handling snapping duties for six punts, two successful field goals and three extra points...**at Oakland (Oct. 15):** Handled all snapping duties, seeing action on eight special teams plays...Snapped on

a 32-yard, game-winning field goal by K Nick Novak as time expired...**vs. Denver (Oct. 22):** Snapped on all punts and extra points for a total of 11 plays...**at New England (Oct. 29):** Snapped on all kicks, playing on seven special teams snaps...**at Jacksonville (Nov. 12):** Appeared in the 110th game of his career, snapping on all punts and kicks for 14 special teams plays...**vs. Buffalo (Nov. 19):** Saw action on 13 special teams plays, snapping on all extra points, punts and field goal attempts as K Nick Novak set a career high for points in a game with 18...**at Dallas (Nov. 23):** Snapped on all kicks, seeing action on a total of six special teams snaps...**vs. Cleveland (Dec. 3):** Handled all snapping duties, appearing on eight special teams plays.

## MIKE WINDT NFL GAMES

Year	Team	GP
2010	San Diego	11
2011	San Diego	16
2012	San Diego	10
2013	San Diego	16
2014	San Diego	16
2015	San Diego	16
2016	San Diego	16
2017	Los Angeles Chargers	12
<b>NFL Totals</b>		<b>113</b>
PLAYOFFS		
Year	Team	GP
2013	San Diego	2



***SUPPLEMENTAL  
STATS  
SECTION***



### 2017 NFL STANDINGS

#### AFC East

Team	W	L	T	Pct.	PF	PA	Home	Road	Div	AFC	NFC
N.E.	10	2	0	.833	348	223	4-2	6-0	3-0	7-1	3-1
Buf.	6	6	0	.500	227	283	4-2	2-4	1-2	4-4	2-2
NYJ	5	7	0	.417	266	288	4-3	1-4	2-3	5-4	0-3
Mia.	5	7	0	.417	209	298	3-3	2-4	1-2	4-4	1-3

#### AFC North

Team	W	L	T	Pct.	PF	PA	Home	Road	Div	AFC	NFC
Pit.	10	2	0	.833	281	213	4-1	6-1	4-0	7-1	3-1
Bal.	7	5	0	.583	280	207	4-2	3-3	2-1	5-3	2-2
Cin.	5	7	0	.417	219	238	3-3	2-4	2-3	5-6	0-1
Cle.	0	12	0	.000	176	308	0-6	0-6	0-4	0-10	0-2

#### AFC South

Team	W	L	T	Pct.	PF	PA	Home	Road	Div	AFC	NFC
Ten.	8	4	0	.667	266	282	5-1	3-3	4-1	7-4	1-0
Jax.	8	4	0	.667	299	178	4-2	4-2	3-1	8-2	0-2
Hou.	4	8	0	.333	296	309	3-3	1-5	1-3	3-6	1-2
Ind.	3	9	0	.250	205	330	2-4	1-5	1-4	2-6	1-3

#### AFC West

Team	W	L	T	Pct.	PF	PA	Home	Road	Div	AFC	NFC
K.C.	6	6	0	.500	303	274	3-2	3-4	2-1	4-4	2-2
<b>LAC</b>	<b>6</b>	<b>6</b>	<b>0</b>	<b>.500</b>	<b>268</b>	<b>212</b>	<b>3-3</b>	<b>3-3</b>	<b>2-2</b>	<b>4-5</b>	<b>2-1</b>
Oak.	6	6	0	.500	249	278	4-3	2-3	2-2	5-5	1-1
Den.	3	9	0	.250	206	315	3-3	0-6	2-3	2-7	1-2

#### NFC East

Team	W	L	T	Pct.	PF	PA	Home	Road	Div	NFC	AFC
Phi.	10	2	0	.833	361	215	6-0	4-2	4-0	8-1	2-1
Dal.	6	6	0	.500	286	284	3-4	3-2	3-1	5-4	1-2
Was.	5	7	0	.417	272	314	3-3	2-4	1-4	4-6	1-1
NYG	2	10	0	.167	189	291	1-4	1-6	0-3	0-8	2-2

#### NFC North

Team	W	L	T	Pct.	PF	PA	Home	Road	Div	NFC	AFC
Min.	10	2	0	.833	285	204	5-1	5-1	3-1	8-1	2-1
Det.	6	6	0	.500	314	308	2-4	4-2	3-1	5-4	1-2
G.B.	6	6	0	.500	258	281	4-3	2-3	2-2	5-4	1-2
Chi.	3	9	0	.250	191	267	2-5	1-4	0-4	1-9	2-0

#### NFC South

Team	W	L	T	Pct.	PF	PA	Home	Road	Div	NFC	AFC
N.O.	9	3	0	.750	353	243	5-1	4-2	3-0	7-2	2-1
Car.	8	4	0	.667	269	238	3-2	5-2	2-2	4-4	4-0
Atl.	7	5	0	.583	274	244	3-3	4-2	1-1	6-2	1-3
T.B.	4	8	0	.333	243	288	3-2	1-6	0-3	2-6	2-2

#### NFC West

Team	W	L	T	Pct.	PF	PA	Home	Road	Div	NFC	AFC
LAR	9	3	0	.750	361	222	4-2	5-1	3-1	6-3	3-0
Sea.	8	4	0	.667	290	222	4-2	4-2	4-0	6-3	2-1
Ari.	5	7	0	.417	219	310	3-3	2-4	2-3	3-6	2-1
S.F.	2	10	0	.167	202	298	1-5	1-5	0-5	2-9	0-1

\*—Clinched Division, First-Round Bye and Home-Field Advantage

z—Clinched Division and First-Round Bye

y—Clinched Division

x—Clinched Playoff Berth

### 2017 REGULAR-SEASON RANKINGS

#### LOS ANGELES CHARGERS (Team)

Category	NFL	AFC
Turnover Margin (+11)	3	3
Points Scored (22.3)	12	7
Points Allowed (17.7)	4	3
Total Offense (363.1)	9	4
Rushing (93.3)	26	14
Passing (269.8)	2	2
Total Defense (335.4)	17	8
vs. Rush (129.8)	31	16
vs. Pass (205.7)	5	5
Third-Down Offense (40.0%)	12	4
Third-Down Defense (41.8%)	24	12
Red-Zone Offense (44.1%)	27	12
Red-Zone Defense (37.9%)	2	2

#### LOS ANGELES CHARGERS (Individual)

Category	NFL	AFC
<b>Passing</b>		
Rating: Philip Rivers (96.0)	13	5
Yards: Philip Rivers (3,292)	4	2
Touchdowns: Philip Rivers (21)	7t	4
<b>Rushing</b>		
Yards: Melvin Gordon (775)	9	5
Touchdowns: Melvin Gordon (5)	7t	3t
<b>Receiving</b>		
Receptions: Keenan Allen (77)	4t	3t
Yards: Keenan Allen (1,032)	5	3
Touchdowns: Keenan Allen (5)	23t	11t
<b>Defense</b>		
Interceptions: Tre Boston and Casey Hayward (4)	4t	4t
Sacks: Joey Bosa (11.5)	5	2

### 2017 WEEKLY NFL RANKINGS

Week	Opp.	Offense			Defense		
		Total	Rush	Pass	Total	Rush	Pass
1	at Den	22	19t	18	17	26	12
2	MIA	20	31	9	21	26	14
3	KC	18	27	11	13	31	5
4	PHI	15	29	6	23	31	6
5	at NYG	11	29	6	24	32	4
6	at Oak	14	31	4	18t	32	4
7	DEN	17	31	8	13	31	5
8	at NE	17	25	10	19	31	8
9	bye	17	25	12	19	31	8
10	at Jax	18	26	13	19	32	11
11	BUF	15	25	12	22	32	8
12	at Dal	10	25	4	17	32	7
13	CLE	9	26	2	17	31	5
14	WAS						
15	at KC						
16	at NYJ						
17	OAK						
<b>Chargers in 2016</b>		<b>14</b>	<b>26</b>	<b>8</b>	<b>16</b>	<b>10</b>	<b>20</b>





## GAME-BY-GAME STARTERS



### OFFENSIVE STARTERS

		<b>WR</b>	<b>WR</b>	<b>TE</b>	<b>LT</b>	<b>LG</b>	<b>C</b>	<b>RG</b>	<b>RT</b>	<b>QB</b>	<b>RB</b>	<b>FB</b>	<b>3WR</b>	<b>2TE</b>
Sept. 11	at Den	K.Allen	Ty.Williams	A.Gates	R.Okung	M.Slauson	S.Pulley	K.Wiggins	J.Barksdale	P.Rivers	M.Gordon	D.Watt	—	—
Sept. 17	Mia	K.Allen	Ty.Williams	H.Henry	R.Okung	M.Slauson	S.Pulley	K.Wiggins	J.Barksdale	P.Rivers	M.Gordon	D.Watt	—	—
Sept. 24	KC	K.Allen	Ty.Williams	H.Henry	R.Okung	M.Slauson	S.Pulley	K.Wiggins	M.Schofield	P.Rivers	M.Gordon	—	—	S.McGrath
Oct. 1	Phi	K.Allen	Ty.Williams	H.Henry	R.Okung	M.Slauson	S.Pulley	K.Wiggins	J.Barksdale	P.Rivers	M.Gordon	—	—	S.McGrath
Oct. 8	at NYG	K.Allen	Ty.Williams	H.Henry	R.Okung	M.Slauson	S.Pulley	K.Wiggins	J.Barksdale	P.Rivers	M.Gordon	—	—	S.McGrath
Oct. 15	at Oak	K.Allen	Ty.Williams	H.Henry	R.Okung	M.Slauson	S.Pulley	K.Wiggins	J.Barksdale	P.Rivers	M.Gordon	—	T.Benjamin	—
Oct. 22	Den	K.Allen	Ty.Williams	H.Henry	R.Okung	M.Slauson	S.Pulley	K.Wiggins	M.Schofield	P.Rivers	M.Gordon	—	—	S.McGrath
Oct. 29	at NE	K.Allen	T.Benjamin	H.Henry	R.Okung	D.Feeney	S.Pulley	K.Wiggins	M.Schofield	P.Rivers	M.Gordon	D.Watt	—	—
Nov. 12	at Jax	K.Allen	Ty.Williams	A.Gates	R.Okung	D.Feeney	S.Pulley	K.Wiggins	M.Schofield	P.Rivers	M.Gordon	—	—	H.Henry
Nov. 19	Buf	K.Allen	Ty.Williams	H.Henry	R.Okung	D.Feeney	S.Pulley	K.Wiggins	M.Schofield	P.Rivers	M.Gordon	—	—	J.Cumberland
Nov. 23	at Dal	K.Allen	Ty.Williams	H.Henry	R.Okung	D.Feeney	S.Pulley	K.Wiggins	J.Barksdale	P.Rivers	M.Gordon	—	—	J.Cumberland
Dec. 3	Cle	K.Allen	Ty.Williams	H.Henry	R.Okung	D.Feeney	S.Pulley	K.Wiggins	J.Barksdale	P.Rivers	M.Gordon	—	T.Benjamin	—
Dec. 10	Was													
Dec. 16	at KC													
Dec. 24	at NYJ													
Dec. 31	Oak													

### DEFENSIVE STARTERS

		<b>DE</b>	<b>NT</b>	<b>DT</b>	<b>DE</b>	<b>OLB</b>	<b>ILB</b>	<b>OLB</b>	<b>LCB</b>	<b>RCB</b>	<b>SS</b>	<b>FS</b>	<b>3CB</b>	<b>3S</b>
Sept. 11	at Den	J.Bosa	B.Mebane	C.Liuget	M.Ingram	K.Emanuel	K.Toomer	J.Brown	C.Hayward	J.Verrett	J.Addae	T.Boston	—	—
Sept. 17	Mia	J.Bosa	B.Mebane	C.Liuget	M.Ingram	—	H.Pullard	J.Brown	C.Hayward	Tr.Williams	J.Addae	T.Boston	D.King	—
Sept. 24	KC	J.Bosa	B.Mebane	C.Liuget	M.Ingram	—	N.Harris	J.Brown	C.Hayward	Tr.Williams	J.Addae	T.Boston	D.King	—
Oct. 1	Phi	J.Bosa	B.Mebane	C.Liuget	M.Ingram	K.Emanuel	K.Toomer	J.Brown	C.Hayward	Tr.Williams	J.Addae	T.Boston	—	—
Oct. 8	at NYG	J.Bosa	B.Mebane	C.Liuget	M.Ingram	K.Emanuel	H.Pullard	J.Brown	C.Hayward	Tr.Williams	J.Addae	T.Boston	—	—
Oct. 15	at Oak	J.Bosa	B.Mebane	C.Liuget	M.Ingram	—	K.Toomer	H.Pullard	C.Hayward	Tr.Williams	J.Addae	T.Boston	—	A.Phillips
Oct. 22	Den	J.Bosa	B.Mebane	D.Philon	M.Ingram	K.Emanuel	K.Toomer	H.Pullard	C.Hayward	Tr.Williams	J.Addae	T.Boston	—	—
Oct. 29	at NE	J.Bosa	B.Mebane	C.Liuget	M.Ingram	H.Pullard	—	—	C.Hayward	Tr.Williams	J.Addae	T.Boston	D.King	A.Phillips
Nov. 12	at Jax	J.Bosa	B.Mebane	C.Liuget	M.Ingram	K.Emanuel	D.Perryman	K.Toomer	C.Hayward	Tr.Williams	J.Addae	T.Boston	—	—
Nov. 19	Buf	J.Bosa	B.Mebane	C.Liuget	M.Ingram	K.Emanuel	K.Toomer	D.Perryman	C.Hayward	Tr.Williams	J.Addae	A.Phillips	—	—
Nov. 23	at Dal	J.Bosa	B.Mebane	C.Liuget	M.Ingram	K.Emanuel	H.Pullard	D.Perryman	C.Hayward	Tr.Williams	J.Addae	T.Boston	—	—
Dec. 3	Cle	J.Bosa	B.Mebane	D.Philon	M.Ingram	K.Emanuel	H.Pullard	D.Perryman	C.Hayward	Tr.Williams	J.Addae	T.Boston	—	—
Dec. 10	Was													
Dec. 16	at KC													
Dec. 24	at NYJ													
Dec. 31	Oak													



## TEAM CAPTAINS



### TEAM CAPTAINS

Sept. 11	at	Denver:	Joey Bosa, Antonio Gates, Melvin Ingram, Philip Rivers, Mike Windt.
Sept. 17		Miami:	Jahleel Addae, Keenan Allen, Melvin Gordon, Drew Kaser, Corey Liuget.
Sept. 24		Kansas City:	Tre Boston, Casey Hayward, Drew Kaser, Derek Watt, Kenny Wiggins.
Oct. 1		Philadelphia:	Antonio Gates*, Melvin Ingram*, Brandon Mebane*, Philip Rivers*, Matt Slauson*.
Oct. 8	at	N.Y. Giants:	Antonio Gates*, Melvin Ingram*, Brandon Mebane*, Russell Okung, Philip Rivers*, Matt Slauson*.
Oct. 15	at	Oakland:	Antonio Gates*, Melvin Ingram*, Brandon Mebane*, Philip Rivers*, Matt Slauson*, Trevor Williams.
Oct. 22		Denver:	Nick Dzubnar, Antonio Gates*, Melvin Ingram*, Brandon Mebane*, Philip Rivers*, Matt Slauson*.
Oct. 29	at	New England:	Joey Bosa, Antonio Gates *, Melvin Ingram*, Brandon Mebane*, Philip Rivers*.
Nov. 12	at	Jacksonville:	Antonio Gates*, Melvin Ingram*, Brandon Mebane*, Russell Okung**, Denzel Perryman, Philip Rivers*.
Nov. 19		Buffalo:	Antonio Gates*, Melvin Gordon, Melvin Ingram*, Brandon Mebane*, Russell Okung**, Philip Rivers*.
Nov. 23	at	Dallas:	Antonio Gates*, Casey Hayward, Melvin Ingram*, Brandon Mebane*, Russell Okung**, Philip Rivers*.
Dec. 3		Cleveland:	Antonio Gates*, Melvin Ingram*, Brandon Mebane*, Russell Okung**, Tenny Palepoi, Philip Rivers*.
Dec. 10		Washington:	
Dec. 16	at	Kansas City:	
Dec. 24	at	N.Y. Jets:	
Dec. 31		Oakland:	

\* Prior to Week 4, the team voted to select Gates, Ingram, Mebane, Rivers and Slauson as season-long captains. An honorary captain will be named each game from Week 5 onward.

\*\*Slauson was placed on injured reserve following Oct. 22 vs. Denver. Russell Okung replaced as a season-long captain.

**PASSES DEFENSED (72)**

Sept. 11	at	Denver:	(5)	T.Boston 1, C.Hayward 1, D.King 1, A.Phillips 1, K.Toomer 1.
Sept. 17		Miami:	(4)	Tr.Williams 2, K.Emanuel 1, C.Liuget 1.
Sept. 24		Kansas City:	(2)	D.Square 1, K.Toomer 1.
Oct. 1		Philadelphia:	(7)	C.Hayward 5, D.King 1, Tr.Williams 1.
Oct. 8	at	N.Y. Giants:	(5)	C.Liuget 2, J.Addae 1, T.Boston 1, C.Hayward 1.
Oct. 15	at	Oakland:	(5)	Tr.Williams 3, J.Addae 1, H.Pullard 1.
Oct. 22		Denver:	(7)	J.Addae 2, J.Bosa 1, K.Emanuel 1, C.Hayward 1, C.McCain 1, A.Phillips 1.
Oct. 29	at	New England:	(6)	J.Addae 1, T.Boston 1, C.Hayward 1, A.Phillips 1, D.Philon 1, Tr.Williams 1.
Nov. 12	at	Jacksonville:	(8)	T.Boston 3, C.Hayward 2, J.Bosa 1, M.Davis 1, D.Perryman 1.
Nov. 19		Buffalo:	(10)	C.Hayward 3, Tr.Williams 3, T.Boston 1, M.Davis 1, D.King 1, K.Toomer 1.
Nov. 23	at	Dallas:	(5)	C.Hayward 4, D.King 1.
Dec. 3		Cleveland:	(8)	J.Addae 3, C.Hayward 2, Tr.Williams 2, A.Phillips 1.
Dec. 10		Washington:	(0)	
Dec. 16	at	Kansas City:	(0)	
Dec. 24	at	N.Y. Jets:	(0)	
Dec. 31		Oakland:	(0)	

**SEASON TOTALS**

<b>Name</b>	<b>No.</b>
Casey Hayward	20
Trevor Williams	12
Jahleel Addae	8
Tre Boston	7
Desmond King	4
Adrian Phillips	4
Corey Liuget	3
Korey Toomer	3
Joey Bosa	2
Kyle Emanuel	2
Michael Davis	1
Chris McCain	1
Denzel Perryman	1
Darius Philon	1
Hayes Pullard	1
Damion Square	1

**SACKS (35-205)**

Sept. 11	at	Denver:	(4-38)	J.Bosa 1.5-12, M.Ingram 1.5-16, C.McCain 1-10.
Sept. 17		Miami:	(2-5)	M.Ingram 1-5, C.McCain 1-0.
Sept. 24		Kansas City:	(5-33)	M.Ingram 3-18, J.Bosa 1-6, C.McCain 1-9.
Oct. 1		Philadelphia:	(1-2)	D.Philon 1-2.
Oct. 8	at	N.Y. Giants:	(5-42)	J.Bosa 2-6, M.Ingram 2-25, D.Philon 1-11.
Oct. 15	at	Oakland:	(1-6)	J.Bosa 1-6.
Oct. 22		Denver:	(5-25)	J.Bosa 2-6, C.McCain 2-11, M.Ingram 1-8.
Oct. 29	at	New England:	(3-16)	J.Bosa 1-9, D.King 1-0, D.Philon 1-7.
Nov. 12	at	Jacksonville:	(3-10)	J.Bosa 1-6, D.King 1-0, K.Emanuel 1-4.
Nov. 19		Buffalo:	(1-4)	J.Bosa 1-4.
Nov. 23	at	Dallas:	(2-11)	C.Liuget 1-4, T.Palepoi 1-7.
Dec. 3		Cleveland:	(3-13)	J.Bosa 1-5, D.King 1-5, D.Philon 1-3.
Dec. 10		Washington:	(0)	
Dec. 16	at	Kansas City:	(0)	
Dec. 24	at	N.Y. Jets:	(0)	
Dec. 31		Oakland:	(0)	

**SEASON TOTALS**

<b>Name</b>	<b>No.</b>	<b>Yards</b>
Joey Bosa	11.5	60.0
Melvin Ingram	8.5	72.0
Chris McCain	5.0	30.0
Darius Philon	4.0	23.0
Desmond King	3.0	5.0
Kyle Emanuel	1.0	4.0
Corey Liuget	1.0	4.0
Tenny Palepoi	1.0	7.0



# REGULAR-SEASON PLAYER PARTICIPATION



2017 Season Player	1	2	3	4	5	6	7	8	10	11	12	13	14	15	16	17	Season Totals			
	at DEN	MIA	KC	PHI	at NYG	at OAK	DEN	at NE	at JAX	BUF	at DAL	CLE	WAS	at KC	at NYJ	OAK	GP	GS	DNP	INA
Addae, Jahleel	SS	SS	SS	SS	SS	SS	SS	SS	SS	SS	SS	SS					12	12	0	0
Allen, Keenan	WR	WR	WR	WR	WR	WR	WR	WR	WR	WR	WR	WR					12	12	0	0
Attaochu, Jerry	INA	INA	INA	INA	INA	INA	SUB	INA	SUB	SUB	INA	SUB					4	0	0	8
Barksdale, Joe	RT	RT	INA	RT	RT	RT	INA	INA	INA	INA	RT	RT					7	7	0	5
Benjamin, Travis	SUB	SUB	SUB	SUB	SUB	3WR	SUB	WR	SUB	SUB	SUB	3WR					12	3	0	0
Bosa, Joey	DE	DE	DE	DE	DE	DE	DE	DE	DE	DE	DE	DE					12	12	0	0
Boston, Tre	FS	FS	FS	FS	FS	FS	FS	FS	FS	SUB	FS	FS					12	11	0	0
Bowman, Braedon	PS	PS	PS	PS	PS	PS	PS	PS	PS	PS	PS	PS					0	0	0	0
Boyko, Brett	PS	PS	PS	PS	PS	PS	PS	PS	PS	PS	PS	PS					0	0	0	0
Brown, Jatavis	OLB	OLB	OLB	OLB	OLB	SUB	SUB	SUB	SUB	SUB	SUB	SUB					12	5	0	0
Burse, Isaiah	IR	IR	IR	IR	IR	IR	IR	IR	IR	IR	IR	IR					0	0	0	0
Clark, Donavon	IR	IR	IR	IR	IR	IR	IR	IR	IR	IR	IR	IR					0	0	0	0
Clemens, Kellen	DNP	DNP	DNP	DNP	DNP	DNP	DNP	DNP	SUB	SUB	SUB	SUB					4	0	8	0
Cleveland, Asante	IR	IR	IR	IR	IR	IR	IR	IR	IR	IR	IR	IR					0	0	0	0
Coons, Travis	-	-	-	-	-	-	-	-	-	-	-	-	SUB				1	0	0	0
Culkin, Sean	SUB	INA	INA	INA	INA	INA	INA	INA	INA	INA	INA	INA					1	0	0	11
Cumberland, Jeff	-	-	-	-	-	-	-	-	INA	2TE	2TE	SUB					3	2	0	1
Daniels, LeShun	-	-	-	-	PS	PS	-	-	-	-	-	-					0	0	0	0
Davis, Jeremy	SUB	-	PS	PS	PS	PS	PS	INA	INA	INA	INA	SUB					2	0	0	4
Davis, Michael	PS	SUB	SUB	SUB	SUB	SUB	SUB	SUB	SUB	SUB	SUB	SUB					11	0	0	0
Dzubnar, Nick	PS	PS	SUB	INA	SUB	SUB	SUB	SUB	SUB	SUB	SUB	SUB					9	0	0	1
Ekeler, Austin	SUB	SUB	SUB	SUB	SUB	SUB	SUB	SUB	SUB	SUB	SUB	SUB					12	0	0	0
Emanuel, Kyle	OLB	SUB	SUB	OLB	OLB	SUB	OLB	SUB	OLB	OLB	OLB	OLB					12	8	0	0
Eulls, Kaleb	IR	IR	IR	IR	IR	IR	IR	IR	IR	IR	IR	IR					0	0	0	0
Farrow, Kenneth	IR	IR	IR	IR	IR	IR	IR	IR	IR	IR	IR	IR					0	0	0	0
Feeney, Dan	SUB	SUB	DNP	SUB	SUB	SUB	SUB	LG	LG	LG	LG	LG					11	5	1	0
Gates, Antonio	TE	SUB	SUB	SUB	SUB	SUB	SUB	SUB	TE	SUB	SUB	SUB					12	2	0	0
Gordon, Melvin	RB	RB	RB	RB	RB	RB	RB	RB	RB	RB	RB	RB					12	12	0	0
Hairston, Chris	SUB	SUB	NF/IL	NF/IL	NF/IL	NF/IL	NF/IL	NF/IL	NF/IL	NF/IL	NF/IL	NF/IL					2	0	0	0
Harris, Nigel	SUB	SUB	ILB	SUB	SUB	INA	-	-	-	-	-	-					5	1	0	1
Hayward, Casey	LCB	LCB	LCB	LCB	LCB	LCB	LCB	LCB	LCB	LCB	LCB	LCB					12	12	0	0
Hendy, A.J.	-	-	-	-	-	PS	PS	PS	PS	PS	PS	PS					0	0	0	0
Henry, Hunter	SUB	TE	TE	TE	TE	TE	TE	TE	2TE	TE	TE	TE					12	11	0	0
Ingram, Melvin	DE	DE	DE	DE	DE	DE	DE	DE	DE	DE	DE	DE					12	12	0	0
Inman, Dontrelle	INA	SUB	SUB	SUB	SUB	INA	INA	-	-	-	-	-					4	0	0	3
Jenkins, Rayshawwn	SUB	INA	SUB	SUB	SUB	SUB	SUB	SUB	SUB	SUB	SUB	SUB					11	0	0	1
Jones, Cardale	INA	INA	INA	INA	INA	INA	INA	INA	INA	DNP	INA	INA					0	0	1	11
Kaser, Drew	SUB	SUB	SUB	SUB	SUB	SUB	SUB	SUB	SUB	SUB	SUB	SUB					12	0	0	0
Keyes, Josh	-	-	-	-	-	-	SUB	SUB	-	-	-	-					2	0	0	0
King, Desmond	SUB	3CB	3CB	SUB	SUB	SUB	SUB	3CB	SUB	SUB	SUB	SUB					12	3	0	0
Koo, Younghoe	SUB	SUB	SUB	SUB	-	-	-	-	-	-	-	-					4	0	0	0
Lamp, Forrest	IR	IR	IR	IR	IR	IR	IR	IR	IR	IR	IR	IR					0	0	0	0
Landrum, Christopher	IR	IR	IR	IR	IR	IR	IR	IR	IR	IR	IR	IR					0	0	0	0
Liuget, Corey	DT	DT	DT	DT	DT	DT	INA	DT	DT	DT	DT	INA					10	10	0	2
Mager, Craig	PS	PS	PS	PS	PS	PS	PS	PS	PS	PS	PS	PS					0	0	0	0
Marz, Tyler	-	-	INA	INA	INA	INA	INA	INA	-	-	-	-					0	0	0	6
McCain, Chris	SUB	SUB	SUB	SUB	SUB	SUB	SUB	SUB	SUB	INA	SUB	SUB					11	0	0	1
McCoil, Dexter	INA	SUB	SUB	INA	-	-	-	-	-	-	-	-					2	0	0	2
McGrath, Sean	INA	SUB	2TE	2TE	2TE	SUB	2TE	SUB	SUB	SUB	SUB	SUB					11	4	0	1
Mebane, Brandon	NT	NT	NT	NT	NT	NT	NT	NT	NT	NT	NT	NT					12	12	0	0
Moore, Charmeachalle	IR	IR	IR	IR	IR	IR	IR	IR	IR	IR	IR	IR					0	0	0	0
Novak, Nick	-	-	-	-	SUB	SUB	SUB	SUB	SUB	SUB	SUB	IR					7	0	0	0
Okung, Russell	LT	LT	LT	LT	LT	LT	LT	LT	LT	LT	LT	LT					12	12	0	0
Ola, Michael	-	-	-	-	-	-	-	DNP	SUB	SUB	INA	INA					2	0	1	2
Oliver, Branden	SUB	SUB	SUB	SUB	INA	INA	INA	SUB	INA	INA	INA	INA					5	0	0	7
Ornuwualu, James	SUB	SUB	SUB	SUB	SUB	SUB	SUB	SUB	SUB	INA	INA	INA					9	0	0	3
Palepoi, Tenny	SUS	SUB	SUB	SUB	SUB	SUB	SUB	SUB	SUB	SUB	SUB	SUB					11	0	0	0
Patton, Andre	PS	PS	PS	PS	PS	PS	PS	PS	PS	PS	PS	PS					0	0	0	0
Perryman, Denzel	IR	IR	IR	IR	IR	IR	IR/DFR	IR/DFR	ILB	OLB	OLB	OLB					4	4	0	0
Phillips, Adrian	SUB	SUB	SUB	SUB	SUB	3S	SUB	3S	SUB	FS	SUB	SUB					12	3	0	0
Philon, Darius	SUB	SUB	SUB	SUB	SUB	SUB	DT	SUB	SUB	SUB	SUB	DT					12	2	0	0
Pullard, Hayes	SUB	ILB	INA	SUB	ILB	OLB	OLB	OLB	INA	INA	ILB	ILB					9	7	0	3
Pulley, Spencer	C	C	C	C	C	C	C	C	C	C	C	C					12	12	0	0
Richards, Jeff	-	PS	PS	PS	PS	PS	PS	PS	PS	PS	PS	PS					0	0	0	0
Richardson, Whitney	PS	-	-	PS	-	-	-	PS	PS	PS	PS	PS					0	0	0	0
Rivers, Philip	QB	QB	QB	QB	QB	QB	QB	QB	QB	QB	QB	QB					12	12	0	0
Rochell, Isaac	SUB	PS	PS	PS	PS	PS	PS	PS	PS	PS	PS	PS					1	0	0	0
Schofield, Michael	DNP	SUB	RT	SUB	SUB	SUB	RT	RT	RT	RT	SUB	SUB					11	5	1	0
Scott, Artavis	PS	PS	PS	PS	PS	PS	PS	PS	PS	PS	PS	PS					0	0	0	0
Slauson, Matt	LG	LG	LG	LG	LG	LG	LG	IR	IR	IR	IR	IR					7	7	0	0
Square, Damion	SUB	SUB	SUB	SUB	SUB	SUB	SUB	SUB	SUB	SUB	SUB	SUB					12	0	0	0
Tevi, Sam	INA	INA	SUB	SUB	SUB	SUB	SUB	SUB	SUB	SUB	SUB	SUB					10	0	0	2
Toomer, Korey	ILB	SUB	SUB	ILB	INA	ILB	ILB	SUB	OLB	ILB	SUB	SUB					11	6	0	1
Toner, Cole	-	-	-	-	-	-	-	-	PS	PS	PS	PS					0	0	0	0
Tuerk, Max	SUS	SUS	SUS	SUS	-	-	-	PS	-	-	-	-					0	0	0	0
Verrett, Jason	RCB	INA	IR	IR	IR	IR	IR	IR	IR	IR	IR	IR					1	1	0	1
Watt, Derek	FB	FB	SUB	SUB	SUB	SUB	SUB	FB	SUB	SUB	SUB	SUB					12	3	0	0
Wiggins, Kenny	RG	RG	RG	RG	RG	RG	RG	RG	RG	RG	RG	RG					12	12	0	0
Williams, Andre	PS	PS	PS	PS	SUB	SUB	SUB	INA	SUB	SUB	SUB	SUB					7	0	0	1
Williams, Mike	INA	INA	INA	INA	INA	SUB	SUB	SUB	SUB	SUB	SUB	INA					6	0	0	6
Williams, Trevor	SUB	RCB	RCB	RCB	RCB	RCB	RCB	RCB	RCB	RCB	RCB	RCB					12	11	0	0
Williams, Tyrell	WR	WR	WR	WR	WR	WR	WR	WR	WR	WR	WR	WR					12	11	0	0
Windt, Mike	SUB	SUB	SUB	SUB	SUB	SUB	SUB	SUB	SUB	SUB	SUB	SUB					12	0	0	0

**STARTERS FOR EACH GAME IN BOLD:** DNP — Did Not Play, INA — Inactive, IR — Reserve/Injured, IR/DFR — Reserve Injured; Designated for Return, NF/IL — Non-Football Illness List, PS — Practice Squad, SUB — Substitute, SUS — Reserve/Suspended, 2TE — Started as Second Tight End, 3CB — Started as Third Cornerback, 3S — Started as Third Safety.





## INDIVIDUAL

### Passing

Longest Scoring Pass — 75, P.Rivers to Ty.Williams, Oct. 1 vs. Philadelphia  
Longest Non-Scoring Pass — 50, P.Rivers to K.Allen, Oct. 1 vs. Philadelphia  
Most Passing Attempts — 44, P.Rivers, Oct. 8 at New York Giants  
Most Completions — 31, twice, most recently P.Rivers, Dec. 3 vs. Cleveland  
Most Passing Yards — 434, P.Rivers, Nov. 23 at Dallas  
Most Passing Touchdowns — 3, three times, most recently P.Rivers,  
Nov. 23 at Dallas

### Rushing

Longest Scoring Run — 87, M.Gordon, Oct. 29 at New England  
Longest Non-Scoring Run — 29, M.Gordon, Dec. 3 vs. Cleveland  
Most Rushing Attempts — 25, M.Gordon, Oct. 15 at Oakland  
Most Rushing Yards — 132, M.Gordon, Oct. 29 at New England  
Most Rushing Touchdowns — 1, seven times, most recently M.Gordon and  
A.Ekeler, Nov. 19 vs. Buffalo

### Receiving

Most Receptions — 12, K.Allen, Nov. 19 vs. Buffalo  
Most Receiving Yards — 172, K.Allen, Nov. 23 at Dallas  
Most Receiving Touchdowns — 2, four times, most recently K.Allen,  
Nov. 19 vs. Buffalo

### Total Offense

Most Total Yards from Scrimmage — 172, K.Allen, Nov. 23 at Dallas  
Most Touchdowns — 2, four times, most recently K.Allen, Nov. 19 vs. Buffalo

### Special Teams

Longest Punt — 69, D.Kaser, Oct. 22 vs. Denver  
Longest Field Goal — 50, N.Novak, Nov. 12 at Jacksonville  
Most Attempted Field Goals — 5, twice, most recently T.Coons,  
Dec. 3 vs. Cleveland  
Most Made Field Goals — 4, twice, most recently T.Coons,  
Dec. 3 vs. Cleveland

### Returns

Longest Kickoff Return — 44, D.King, Dec. 3 vs. Cleveland  
Longest Punt Return — 65t, T.Benjamin, Oct. 22 vs. Denver  
Longest Interception Return — 90t, D.King, Nov. 23 at Dallas  
Longest Fumble Return — 39t, M.Ingram, Nov. 19 vs. Buffalo

### Defense

Most Interceptions — 2, twice, most recently C.Hayward, Nov. 19 vs. Buffalo  
Most Tackles — 15, J.Brown, Sept. 11 at Denver  
Most Solo Tackles — 13, J.Brown, Sept. 11 at Denver  
Most Sacks — 3.0, M.Ingram, Sept. 24 vs. Kansas City  
Most Passes Defensed — 5, C.Hayward, Oct. 1 vs. Philadelphia

## TEAM

### Most, Offense

First Downs — 28, Nov. 19 vs. Buffalo  
Rushing Attempts — 35, Nov. 19 vs. Buffalo  
Rushing Yards — 157, Oct. 29 at New England  
Rushing Touchdowns — 2, Nov. 19 vs. Buffalo  
Passing Attempts — 44, Oct. 8 at New York Giants  
Completions — 31, twice, most recently Dec. 3 vs. Cleveland  
Net Passing Yards — 434, Nov. 23 at Dallas  
Touchdowns Thrown — 3, three times, most recently  
Nov. 23 at Dallas  
Offensive Plays — 73, twice, most recently Nov. 19 vs. Buffalo  
Total Offense — 515, Nov. 23 at Dallas  
Time of Possession — 36:05, twice, most recently  
Nov. 23 at Dallas

### Most, Turnovers

Turnovers — 3, Sept. 24 vs. Kansas City  
Interceptions Thrown — 3, Sept. 24 vs. Kansas City  
Fumbles — 2, five times, most recently Dec. 3 vs. Cleveland  
Fumbles Lost — 1, three times, most recently Nov. 12  
at Jacksonville

### Longest Scoring Drives

Plays — 15, Oct. 15 at Oakland  
Yards — 92, three times, most recently Nov. 23 at Dallas  
Time — 7:03, Dec. 3 vs. Cleveland

### Shortest Scoring Drives

Plays — 1, twice, most recently Oct. 1 vs. Philadelphia  
Yards — 11, Oct. 8 at New York Giants  
Time — 0:07, Sept. 11 at Denver

### Fewest, Defense

First Downs Allowed — 12, Oct. 22 vs. Denver  
Rushing Attempts Allowed — 19, Oct. 22 vs. Denver  
Rushing Yards Allowed — 69, Oct. 22 vs. Denver  
Passing Attempts Allowed — 21, Sept. 24 vs. Kansas City  
Completions Allowed — 15, Dec. 3 vs. Cleveland  
Net Passing Yards Allowed — 122, Sept. 24 vs. Kansas City  
Total Plays Allowed — 49, Nov. 23 at Dallas  
Total Yards Allowed — 247, Nov. 23 at Dallas

### Most, Defense

Takeaways — 6, Nov. 19 vs. Buffalo  
Interceptions — 5, Nov. 19 vs. Buffalo  
Fumbles Forced — 3, Oct. 22 vs. Denver  
Fumbles Recovered — 2, Oct. 22 vs. Denver  
Passes Defensed — 10, Nov. 19 vs. Buffalo  
Sacks — 5.0, three times, most recently Oct. 22 vs. Denver



## WEEKLY LEADERS



### REGULAR-SEASON WEEKLY LEADERS, LOS ANGELES CHARGERS

		Scoring	Pass Yds.	Carries	Rush Yds.	Catches	Rec. Yds.	Tackles (Solo)	Sacks
Sept. 11	at Denver:	3 tied with 6	P.Rivers 192	M.Gordon 18	M.Gordon 54	3 tied with 5	Ty.Williams 54	J.Brown 15 (13)	2 tied with 1.5
Sept. 17	Miami:	2 tied with 6	P.Rivers 331	M.Gordon 9	B.Oliver 31	K.Allen 9	K.Allen 100	J.Brown 10 (6)	2 tied with 1.0
Sept. 24	Kansas City:	M.Gordon 6	P.Rivers 237	M.Gordon 17	M.Gordon 79	2 tied with 5	T.Benjamin 105	J.Bosa 9 (4)	M.Ingram 3.0
Oct. 1	Philadelphia:	4 tied with 6	P.Rivers 347	M.Gordon 10	A.Ekeler 35	2 tied with 5	K.Allen 138	J.Addae 11 (7)	D.Phillon 1.0
Oct. 8	at N.Y. Giants:	M.Gordon 12	P.Rivers 258	M.Gordon 20	M.Gordon 105	M.Gordon 6	K.Allen 67	H.Pullard 9 (7)	2 tied with 2.0
Oct. 15	at Oakland:	M.Gordon 12	P.Rivers 268	M.Gordon 25	M.Gordon 83	M.Gordon 9	H.Henry 90	2 tied with 8	J.Bosa 1.0
Oct. 22	Denver:	T.Benjamin 12	P.Rivers 183	M.Gordon 18	2 tied with 38	2 tied with 4	H.Henry 73	J.Addae 9 (6)	2 tied with 2.0
Oct. 29	at New England:	2 tied with 6	P.Rivers 212	M.Gordon 14	M.Gordon 132	T.Benjamin 5	T.Benjamin 64	H.Pullard 13 (9)	3 tied with 1.0
Nov. 12	at Jacksonville:	A.Ekeler 12	P.Rivers 235	A.Ekeler 10	A.Ekeler 42	2 tied with 5	A.Ekeler 77	D.Perryman 11 (8)	3 tied with 1.0
Nov. 19	Buffalo:	N.Novak 18	P.Rivers 251	M.Gordon 20	M.Gordon 80	K.Allen 12	K.Allen 159	A.Phillips 6 (6)	J.Bosa 1.0
Nov. 23	at Dallas:	4 tied with 6	P.Rivers 434	M.Gordon 21	M.Gordon 65	K.Allen 11	K.Allen 172	2 tied with 7	2 tied with 1.0
Dec. 3	Cleveland:	T.Coons 13	P.Rivers 344	M.Gordon 19	M.Gordon 77	K.Allen 10	K.Allen 105	D.Perryman 10 (3)	3 tied with 1.0
Dec. 10	Washington:								
Dec. 16	at Kansas City:								
Dec. 24	at N.Y. Jets:								
Dec. 31	Oakland:								

### REGULAR-SEASON WEEKLY LEADERS, OPPONENT

		Scoring	Pass Yds.	Carries	Rush Yds.	Catches	Rec. Yds.	Tackles (Solo)	Sacks
Sept. 11	at Denver:	B.Fowler 12	T.Siemian 219	C.Anderson 20	C.Anderson 81	D.Thomas 5	D.Thomas 67	B.Marshall 8 (5)	S.Barrett 1.0
Sept. 17	Miami:	C.Parkey 13	J.Cutler 230	J.Ajayi 28	J.Ajayi 122	J.Landry 13	D.Parker 85	M.Hull 10 (7)	W.Hayes 1.0
Sept. 24	Kansas City:	4 tied with 6	A.Smith 155	K.Hunt 17	K.Hunt 172	T.Hill 5	T.Hill 77	T.Mitchell 9 (9)	2 tied with 1.0
Oct. 1	Philadelphia:	J.Elliott 14	C.Wentz 242	L.Blount 16	L.Blount 136	Z.Ertz 5	Z.Ertz 81	J.Hicks 9 (8)	2 tied with 1.0
Oct. 8	at N.Y. Giants:	3 tied with 6	E.Manning 225	W.Gallman 11	O.Darkwa 69	2 tied with 5	O.Beckham 97	D.Thompson 11 (8)	None
Oct. 15	at Oakland:	2 tied with 6	D.Carr 171	M.Lynch 13	M.Lynch 63	M.Crabtree 6	M.Crabtree 52	T.Carrie 8 (7)	B.Irvin 1.0
Oct. 22	Denver:	None	T.Siemian 207	C.Anderson 10	C.Anderson 44	A.Derby 6	A.Derby 66	T.Davis 10 (7)	V.Miller 2.0
Oct. 29	at New England:	S.Gotskowski 13	T.Brady 333	D.Lewis 15	D.Lewis 44	R.Burkhead 7	J.White 85	K.Van Noy 6 (6)	None
Nov. 12	at Jacksonville:	M.Lee 8	B.Bortles 273	L.Fournette 17	C.Grant 56	A.Hurns 7	A.Hurns 70	M.Jack 9 (8)	None
Nov. 19	Buffalo:	L.McCoy 12	T.Taylor 158	L.McCoy 13	L.McCoy 114	T.Cadet 6	Z.Jones 68	P.Brown 13 (11)	S.Lawson 1.0
Nov. 23	at Dallas:	R.Smith 6	D.Prescott 179	2 tied with 9	R.Smith 41	J.Witten 7	T.Williams 54	J.Smith 8 (7)	None
Dec. 3	Cleveland:	D.Njoku 6	D.Kizer 215	I.Crowell 10	D.Kizer 46	2 tied with 4	J.Gordon 85	J.Schobert 12 (7)	J.Schobert 1.0
Dec. 10	Washington:								
Dec. 16	at Kansas City:								
Dec. 24	at N.Y. Jets:								
Dec. 31	Oakland:								



## WEEKLY INACTIVES



### WEEKLY INACTIVES

Sept. 11	at Denver:	Jerry Attaochu, Dontrelle Inman, Cardale Jones, Dexter McCoil, Sean McGrath, Sam Tevi, Mike Williams.
Sept. 17	Miami:	Jerry Attaochu, Sean Culkin, Rayshawn Jenkins, Cardale Jones, Sam Tevi, Jason Verrett, Mike Williams.
Sept. 24	Kansas City:	Jerry Attaochu, Joe Barksdale, Sean Culkin, Cardale Jones, Tyler Marz, Hayes Pullard, Mike Williams.
Oct. 1	Philadelphia:	Jerry Attaochu, Sean Culkin, Nick Dzubnar, Cardale Jones, Tyler Marz, Dexter McCoil, Mike Williams.
Oct. 8	at N.Y. Giants:	Jerry Attaochu, Sean Culkin, Cardale Jones, Tyler Marz, Branden Oliver, Corey Toomer, Mike Williams.
Oct. 15	at Oakland:	Jerry Attaochu, Sean Culkin, Nigel Harris, Dontrelle Inman, Cardale Jones, Tyler Marz, Branden Oliver.
Oct. 22	Denver:	Joe Barksdale, Sean Culkin, Dontrelle Inman, Cardale Jones, Corey Liuget, Tyler Marz, Branden Oliver.
Oct. 29	at New England:	Jerry Attaochu, Joe Barksdale, Sean Culkin, Jeremy Davis, Cardale Jones, Tyler Marz, Andre Williams.
Nov. 12	at Jacksonville:	Joe Barksdale, Sean Culkin, Jeff Cumberland, Jeremy Davis, Cardale Jones, Branden Oliver, Hayes Pullard.
Nov. 19	Buffalo:	Joe Barksdale, Sean Culkin, Jeremy Davis, Chris McCain, Branden Oliver, James Onwualu, Hayes Pullard.
Nov. 23	at Dallas:	Jerry Attaochu, Sean Culkin, Jeremy Davis, Cardale Jones, Michael Ola, Branden Oliver, James Onwualu.
Dec. 3	Cleveland:	Sean Culkin, Cardale Jones, Corey Liuget, Michael Ola, Branden Oliver, James Onwualu, Mike Williams.
Dec. 10	Washington:	
Dec. 16	at Kansas City:	
Dec. 24	at N.Y. Jets:	
Dec. 31	Oakland:	

### SEASON TOTALS

Name	No.
Sean Culkin	11
Cardale Jones	11
Jerry Attaochu	8
Branden Oliver	7
Tyler Marz	6
Mike Williams	6
Joe Barksdale	5
Jeremy Davis	4
Dontrelle Inman	3
Corey Liuget	2
Chris McCain	2
Dexter McCoil	2
Michael Ola	2
James Onwualu	2
Hayes Pullard	2
Sam Tevi	2
Jeff Cumberland	1
Nick Dzubnar	1
Rayshawn Jenkins	1
Nigel Harris	1
Chris McCain	1
Sean McGrath	1
Korey Toomer	1
Jason Verrett	1
Andre Williams	1



***RECORDS  
SECTION***





# INDIVIDUAL RECORDS



## POINTS

### Most, Career

1,076	John Carney, 1990-00
918	LaDainian Tomlinson, 2001-09
889	Nate Kaeding, 2004-12

### Most, Season

186	LaDainian Tomlinson, 2006
146	Nate Kaeding, 2009
144	Nick Novak, 2013

### Most, Season, Rookie

114	Nate Kaeding, 2004
106	Josh Lambo, 2015
	Dennis ParTEE, 1968
94	Herb Travenio, 1965

### Most, Game

30	Kellen Winslow at Oakland Nov. 22, 1981
24	(9x) Last: D. Woodhead vs. Miami Dec. 20, 2015
19	Greg Davis at Oakland Oct. 5, 1997

## TOUCHDOWNS

### Most Seasons Leading League

3	Lance Alworth, 1964, 1965, 1966
1	LaDainian Tomlinson, 2006

### Most, Career

153	LaDainian Tomlinson, 2001-09
112	Antonio Gates, 2003-17
83	Lance Alworth, 1962-70

### Most, Season

31	LaDainian Tomlinson, 2006
20	LaDainian Tomlinson, 2005
19	Chuck Muncie, 1981

### Most, Game

5	Kellen Winslow at Oakland Nov. 22, 1981
4	(9x) Last: D. Woodhead vs. Miami Dec. 20, 2015
3	(40x) Last: M. Gordon at Atlanta Oct. 26, 2016

### Most Consecutive Games

18	LaDainian Tomlinson, 2004-05
10	LaDainian Tomlinson, 2006
9	Antonio Gates, 2009-10
	Natrone Means, 1993-94
	Lance Alworth, 1963

## POINTS AFTER TOUCHDOWN

### Most, Career

349	Nate Kaeding, 2004-12
328	Rolf Benirschke, 1977-86
293	John Carney, 1990-00

### Most, Season

58	Nate Kaeding, 2006
55	Rolf Benirschke, 1981
54	Nate Kaeding, 2004

### Most, Game

7	(6x) Last: Nate Kaeding vs. Den. Dec. 28, 2008
6	(28x) Last: N. Novak vs. Buffalo Nov. 19, 2017
5	(51x) Last: J. Lambo vs. Jax. Sept. 10, 2016

### Most Consecutive

250	Nate Kaeding, 2004-09
128	Nick Novak, 2011-14
87	Rolf Benirschke, 1983-86

### Most Attempts, Career

352	Rolf Benirschke, 1977-86
351	Nate Kaeding, 2004-12
298	John Carney, 1990-00

### Most Attempts, Season

61	Rolf Benirschke, 1981
58	Nate Kaeding, 2006
55	Nate Kaeding, 2004
	Bob Thomas, 1985

### Most Attempts, Game

8	Rolf Benirschke at Oakland Nov. 22, 1981
7	(6x) Last: N. Kaeding vs. Den. Dec. 28, 2008
6	(37x) Last: N. Novak vs. Buffalo Nov. 19, 2017

## TWO-POINT CONVERSIONS

### Most, Career

3	Ronnie Harmon, 1990-95
2	Ladarius Green, 2012-15
	Legedu Naanee, 2007-10
	Dave Kocourek, 1960-65
1	(17x) Last: Curtis Brinkley, 2011

### Most, Season

3	Ronnie Harmon, 1994
2	Ladarius Green, 2015
1	(21x) Last: Mike Tolbert, 2010

### Most, Game

2	Ladarius Green vs. Oakland Oct. 25, 2015
1	(24x) Last: Curtis Brinkley at K.C. Oct. 31, 2011

## FIELD GOALS

### Most, Career

261	John Carney, 1990-00
180	Nate Kaeding, 2004-12
146	Rolf Benirschke, 1977-86

### Most, Season

34	Nick Novak, 2013
	John Carney, 1994
32	Nate Kaeding, 2009
31	John Carney, 1993, 1999

### Most, Game

6	(3x) Last: Greg Davis at Oakland Oct. 5, 1997
5	(11x) Last: Nate Kaeding at Oak. Sept. 10, 2012
4	(33x) Last: N. Novak vs. Buffalo Nov. 19, 2017

### Most, Game, No Misses

6	(3x) Last: Greg Davis at Oakland Oct. 5, 1997
5	(10x) Last: Nate Kaeding at Oak. Sept. 10, 2012
4	(23x) Last: Josh Lambo at Atl. Oct. 23, 2016

### Highest Percentage, Career (min. 100 att.)

.870	Nate Kaeding, 2004-12 (180 of 207)
.846	Nick Novak, 2011-14, 17 (110 of 130)
.816	John Carney, 1990-00 (261 of 320)

### Highest Percentage, Season (min. 14 att.)

.919	Nick Novak, 2013 (34 of 37)
.914	Nate Kaeding, 2009 (32 of 35)
.905	John Carney, 1990 (19 of 21)

### Most Consecutive

32	Nick Novak, 2013-14
29	John Carney, 1992-93
22	Nate Kaeding, 2009-10

### Most Attempts, Career

320	John Carney, 1990-00
208	Rolf Benirschke, 1977-86
207	Nate Kaeding, 2004-12

### Most Attempts, Season

40	John Carney, 1993
38	John Carney, 1994
37	Nick Novak, 2013

### Most Attempts, Game

7	Dick Van Raaphorst at N.Y. Jets Oct. 8, 1966
6	(6x) Last: Steve Christie vs. Den. Dec. 1, 2002
5	(25x) Last: N. Novak vs. Buffalo Nov. 19, 2017

### Longest

57	Nate Kaeding at Tampa Bay Dec. 21, 2008
55	Nate Kaeding vs. Kansas City Nov. 29, 2009
54	(5x) Last: Josh Lambo vs. Pitt. Oct. 12, 2015

## RUSHING YARDS

### Most Seasons Leading League

2	LaDainian Tomlinson, 2006, 2007
1	Dick Post, 1968
	Paul Lowe, 1965

### Most, Career

12,490	LaDainian Tomlinson, 2001-09
4,972	Paul Lowe, 1960-68
4,297	Marion Butts, 1989-93

### Most, Season

1,815	LaDainian Tomlinson, 2006
1,683	LaDainian Tomlinson, 2002
1,645	LaDainian Tomlinson, 2003

### Most, Game

243	LaDainian Tomlinson vs. Oakl. Dec. 28, 2003
220	LaDainian Tomlinson vs. Denver Dec. 1, 2002
217	LaDainian Tomlinson vs. N.E. Sept. 29, 2002
	Gary Anderson vs. Kansas City, Dec. 18, 1988

### Longest Run

87t	Melvin Gordon at New England Oct. 29, 2017
87t	Paul Lowe at Dallas Sept. 10, 1961
86t	Keith Lincoln at Oakland, Sept. 30, 1962
85t	L. Tomlinson vs. Kansas City Dec. 17, 2006

## RUSHING TOUCHDOWNS

### Most Seasons Leading League

3	LaDainian Tomlinson, 2004, 2006, 2007
---	---------------------------------------

### Most, Career

138	LaDainian Tomlinson, 2001-09
43	Chuck Muncie, 1980-84
38	Paul Lowe, 1960-67

### Most, Season

28	LaDainian Tomlinson, 2006
19	Chuck Muncie, 1981
18	LaDainian Tomlinson, 2005

### Most, Game

4	LaDainian Tomlinson vs. Oak., Oct. 14, 2007
	L. Tomlinson at Cincinnati, Nov. 12, 2006
	L. Tomlinson at San Francisco, Oct. 15, 2006
	Chuck Muncie vs. Denver, Nov. 29, 1981
	Clarence Williams vs. Buffalo, Sept. 16, 1979
3	(21x), Last: R. Mathews at Den. Jan. 2, 2011
2	(113x), Last: M. Gordon at Atl. Oct. 23, 2016

## RUSHING AVERAGE

### Highest, Career (minimum 500 att.)

4.90	Paul Lowe, 1960-68
4.71	Keith Lincoln, 1961-66, 68
4.43	Dick Post, 1967-70

### Highest, Season (minimum 100 att.)

6.45	Keith Lincoln, 1963
6.29	Paul Lowe, 1960
5.71	Paul Lowe, 1963

### Highest, Game (minimum 10 att.)

14.7	Michael Turner at Denver Oct. 7, 2007
13.8	Keith Lincoln at Oakland Sept. 30, 1962
12.7	Keith Lincoln at Kansas City Oct. 20, 1963

## RUSHING ATTEMPTS

### Most Seasons Leading League

1	Paul Lowe, 1965
---	-----------------

### Most, Career

2,880	LaDainian Tomlinson, 2001-09
1,031	Marion Butts, 1989-93
1,015	Paul Lowe, 1960-68

### Most, Season

372	LaDainian Tomlinson, 2002
348	LaDainian Tomlinson, 2006
343	Natrone Means, 1994

### Most, Game

39	LaDainian Tomlinson at Oakland Oct. 20, 2002
	Marion Butts at Kansas City Dec. 17, 1989
37	(3x) Last: L. Tomlinson at Oak. Nov. 21, 2004
36	L. Tomlinson vs. Washington, Sept. 9, 2001
	Gary Brown at Oakland, Oct. 5, 1997

## PASS ATTEMPTS

### Most Seasons Leading League

1	Philip Rivers, 2015
---	---------------------

### Most, Career

6,348	Philip Rivers, 2004-17
5,604	Dan Fouts, 1973-87
3,640	John Hadl, 1962-72

### Most, Season

661	Philip Rivers, 2015
609	Dan Fouts, 1981
589	Dan Fouts, 1980



**Most, Game**

- 65 Philip Rivers at Green Bay Oct. 18, 2015
- 58 Philip Rivers vs. Oakland Oct. 25, 2015
- Mark Herrmann at Kansas City Dec. 22, 1985
- 56 Dan Fouts vs. Miami Nov. 18 1984 (OT)

**PASS COMPLETIONS****Most Seasons Leading League**

- 1 Philip Rivers, 2015

**Most, Career**

- 4,083 Philip Rivers, 2004-17
- 3,297 Dan Fouts, 1973-1987
- 1,824 John Hadl, 1962-1972

**Most, Season**

- 437 Philip Rivers, 2015
- 379 Philip Rivers, 2014
- 378 Philip Rivers, 2013

**Most, Game**

- 43 Philip Rivers at Green Bay Oct. 18, 2015
- 38 Philip Rivers vs. Oakland Oct. 25, 2015
- 37 Mark Herrmann at Kansas City Dec. 22, 1985
- Dan Fouts vs. Miami Nov. 18, 1984 (OT)

**Most Consecutive**

- 22 Philip Rivers vs. Detroit Sept. 13, 2015 and at Cincinnati Sept. 20, 2015
- 16 Philip Rivers vs. Indianapolis Oct. 14, 2013 and at Jacksonville Oct. 20, 2013
- 15 Philip Rivers at Green Bay Sept. 23, 2007
- Dan Fouts at Cleveland Sept. 7, 1981

**COMPLETION PERCENTAGE****Most Seasons Leading League**

- 1 Philip Rivers, 2013

**Highest, Career (minimum 500 att.)**

- .643 Philip Rivers, 2004-17
- .622 Drew Brees, 2001-05
- .588 Dan Fouts, 1973-87

**Highest, Season (minimum 140 att.)**

- .695 Philip Rivers, 2013
- .665 Philip Rivers, 2014
- .661 Philip Rivers, 2015

**Highest, Game (minimum 20 att.)**

- .900 Philip Rivers vs. K.C. Nov. 1, 2012 (18 of 20)
- .880 Drew Brees vs. Oak. Oct. 31, 2004 (22 of 25)
- .864 Drew Brees vs. N.Y.G. Sept. 25, 2005 (19 of 22)

**PASSING YARDS****Most Seasons Leading League**

- 4 Dan Fouts, 1979, 1980, 1981, 1982
- 3 John Hadl, 1965, 1968, 1971
- 1 Philip Rivers, 2010

**Most, Career**

- 49,125 Philip Rivers, 2004-17
- 43,040 Dan Fouts, 1973-87
- 26,938 John Hadl, 1962-72

**Most, Season**

- 4,802 Dan Fouts, 1981
- 4,792 Philip Rivers, 2015
- 4,715 Dan Fouts, 1980

**Most, Game**

- 503 Philip Rivers at Green Bay Oct. 18, 2015
- 455 Philip Rivers at Seattle Sept. 26, 2010
- 444 Dan Fouts at San Francisco Dec. 11, 1982
- Dan Fouts vs. New York Giants Oct. 19, 1980

**Most Games 300 Yards or More, Career**

- 55 Philip Rivers, 2004-17
- 51 Dan Fouts, 1973-87
- 16 John Hadl, 1962-72

**Most Games 300 Yards or More, Season**

- 8 Philip Rivers, 2015
- Dan Fouts, 1980
- Dan Fouts, 1981, 1985
- 6 Philip Rivers, 2016, 2012, 2011, 2010
- Dan Fouts, 1979

**Most Consecutive Games, 300 Yards or More**

- 5 Philip Rivers, 2015
- 4 Dan Fouts, 1980-81, 1979
- 3 Philip Rivers, 2016, 2010-11
- Dan Fouts, 1985, 1980
- John Hadl, 1967

**Most Games 400 Yards or More, Career**

- 9 Philip Rivers, 2004-17
- 6 Dan Fouts, 1973-87
- 1 Jim Harbaugh, 1999-00

**Longest Completion**

- 99t Stan Humphries at Seattle Sept. 18, 1994
- 91t Jack Kemp at Denver Nov. 12, 1961
- 88t Ed Luther vs. Chicago Dec. 3, 1984

**TOUCHDOWN PASSES****Most Seasons Leading League**

- 2 John Hadl, 1968, 1971
- Dan Fouts, 1981, 1982
- 1 Philip Rivers, 2008 (tied with Drew Brees)

**Most, Career**

- 335 Philip Rivers, 2004-17
- 254 Dan Fouts, 1973-87
- 201 John Hadl, 1962-72

**Most, Season**

- 34 Philip Rivers, 2008
- 33 Philip Rivers, 2016
- Dan Fouts, 1981
- 32 Philip Rivers, 2013

**Most, Game**

- 6 Dan Fouts at Oakland Nov. 22, 1981
- 5 (4x), Last: Drew Brees vs. Oak. Oct. 31, 2004
- 4 (28x), Last: Philip Rivers at Oak. Oct. 9, 2016

**Most Consecutive Games**

- 28 Philip Rivers, 2012-14
- 23 Philip Rivers, 2009-10
- 20 Dan Fouts, 1979-80

**INTERCEPTIONS THROWN****Most Seasons Leading League**

- 1 Philip Rivers, 2016
- John Hadl, 1968

**Most, Career**

- 242 Dan Fouts, 1973-87
- 211 John Hadl, 1962-72
- 163 Philip Rivers, 2004-17

**Most, Season**

- 32 John Hadl, 1968
- 26 John Hadl, 1972
- 25 John Hadl, 1971
- Jack Kemp, 1960

**Most, Game**

- 6 Ed Luther vs. Washington Oct. 31, 1983
- John Hadl vs. Kansas City Dec. 8, 1968
- 5 (9x), Last: C. Whelihan at Sea. Dec. 13, 1998
- 4 (32x), Last: Philip Rivers vs. Mia. Nov. 13, 2016

**Fewest, Season (minimum 150 att.)**

- 3 Ed Luther, 1984 (151 att.)
- 4 Doug Flutie, 2003 (167 att.)
- John Friesz, 1993 (238 att.)
- 6 Stan Humphries, 1997 (225 att.)

**Most Consecutive Attempts, None Intercepted**

- 194 Drew Brees, Oct. 17-Dec. 5, 2004
- 170 Philip Rivers, Nov. 27-Dec. 24
- 168 Dan Fouts, Sept. 27-Oct. 25, 1981

**Lowest Percentage, Season (minimum 150 att.)**

- .017 John Friesz, 1993
- .018 Drew Brees, 2004
- .019 Philip Rivers, 2009

**PASSER RATING****Most Seasons Leading League**

- 1 Philip Rivers, 2008

**Highest, Career (minimum 500 att.)**

- 94.8 Philip Rivers, 2004-17
- 84.9 Drew Brees, 2001-05
- 80.2 Dan Fouts, 1973-87

**Highest, Season (minimum 300 att.)**

- 105.5 Philip Rivers, 2013, 2008
- 104.8 Drew Brees, 2004
- 104.4 Philip Rivers, 2009

**Highest, Game (minimum 20 att.)**

- 157.1 Dan Fouts at Cleveland Sept. 7, 1981
- 153.1 Drew Brees vs. Oakland Oct. 31, 2004
- 150.5 Philip Rivers vs. San Francisco Dec. 16, 2010

**RECEIVING YARDS****Most Seasons Leading League**

- 3 Lance Alworth, 1965, 1966, 1969

**Most, Career**

- 11,371 Antonio Gates, 2003-17
- 9,584 Lance Alworth, 1962-70
- 9,203 Charlie Joiner, 1976-86

**Most, Season**

- 1,602 Lance Alworth, 1965
- 1,383 Lance Alworth, 1966
- 1,340 John Jefferson, 1980

**Most, Game**

- 260 Wes Chandler vs. Cincinnati Dec. 20, 1982
- 243 Wes Chandler vs. Seattle Sept. 15, 1985
- 232 Lance Alworth at Kansas City Oct. 20, 1963

**Average per Catch, Career (minimum 250 rec.)**

- 19.4 Lance Alworth, 1962-70
- 18.6 Gary Garrison, 1966-76
- 17.5 Vincent Jackson, 2005-11

**Average per Catch, Season (minimum 35 rec.)**

- 23.2 Lance Alworth, 1965
- 22.9 Gary Garrison, 1970
- 21.2 Gary Garrison, 1968, 1971

**Longest Reception**

- 99t Tony Martin at Seattle Sept. 18, 1994
- 91t Keith Lincoln at Denver Nov. 12, 1961
- 88t Bobby Duckworth at Chicago Dec. 3, 1984

**RECEPTIONS****Most Seasons Leading League**

- 3 Lance Alworth, 1966, 1968, 1969
- 2 Kellen Winslow, 1980, 1981

**Most, Career**

- 916 Antonio Gates, 2003-17
- 586 Charlie Joiner, 1976-86
- 541 Kellen Winslow, 1979-87

**Most, Season**

- 100 LaDainian Tomlinson, 2003
- 90 Tony Martin, 1995
- 89 Antonio Gates, 2005
- Kellen Winslow, 1980

**Most, Game**

- 15 Keenan Allen vs. Detroit Sept. 13, 2015
- Kellen Winslow at Green Bay Oct. 7, 1984
- 14 Keenan Allen at Green Bay Oct. 18, 2015
- David Boston at Jacksonville Oct. 5, 2003
- Kellen Winslow vs. Kansas City Dec. 11, 1983
- 13 (6x), Last: A. Gates vs. Miami Dec. 11, 2005

**Most Consecutive Games With a Catch**

- 96 Lance Alworth, 1962-69
- 80 Antonio Gates, 2003-08
- 78 Charlie Joiner, 1978-84



## RECEIVING TOUCHDOWNS

### Most Seasons Leading League

3 Lance Alworth, 1964, 1965, 1966

### Most, Career

112 Antonio Gates, 2003-17  
81 Lance Alworth, 1962-70  
58 Gary Garrison, 1966-76

### Most, Season

14 Tony Martin, 1996  
Lance Alworth, 1965  
13 (5x), Last: Antonio Gates, 2004  
12 Antonio Gates, 2014  
Gary Garrison, 1970

### Most, Game

5 K. Winslow at Oakland Nov. 22, 1981  
4 Lance Alworth at Denver Dec. 1, 1968  
3 (14x) Last: D. Woodhead vs. Mia. Dec. 20, 2015

### Most Consecutive Games

9 Antonio Gates, 2009-10  
Lance Alworth, 1963  
6 John Jefferson, 1980  
Lance Alworth, 1964, 1967  
5 Lance Alworth, 1965-66

## SCRIMMAGE YARDS

### Most, Career

16,445 LaDainian Tomlinson, 2001-09  
11,371 Antonio Gates, 2003-17  
9,721 Lance Alworth, 1962-70

### Most, Season

2,370 LaDainian Tomlinson, 2003  
2,323 LaDainian Tomlinson, 2006  
2,172 LaDainian Tomlinson, 2002

### Most, Game

271 LaDainian Tomlinson vs. Denver Dec. 1, 2002  
261 Melvin Gordon vs. Tennessee Nov. 6, 2016  
260 LaDainian Tomlinson vs. Oakland Dec. 28, 2003  
Wes Chandler vs. Cincinnati Dec. 20, 1982

## INTERCEPTIONS BY

### Most Seasons Leading League

1 Casey Hayward, 2016  
Antonio Cromartie, 2007

### Most, Career

42 Gill Byrd, 1983-92  
29 Dick Harris, 1960-65  
26 Rodney Harrison, 1994-02

### Most, Season

10 Antonio Cromartie, 2007  
9 Charlie McNeil, 1961  
8 (4x) Last: Ryan McNeil, 2001

### Most, Game

3 A. Cromartie vs. Indianapolis Nov. 11, 2007  
Dwayne Harper vs. Oakland Nov. 27, 1995  
Pete Shaw at Cincinnati Nov. 2, 1980  
Clarence Duren at Miami Oct. 30, 1977  
Chris Fletcher at Denver Nov. 30, 1975  
Joe Beauchamp vs. Denver Sept. 24, 1972  
Leslie Duncan at Oakland Sept. 25, 1966  
Bud Whitehead at Buffalo Oct. 10, 1965  
Dick Harris at Buffalo Nov. 17, 1963  
Charlie McNeil vs. Houston Sept. 24, 1961  
C. McNeil vs. New York Titans Dec. 18, 1960  
2 (84x) Last: C. Hayward vs. Bills Nov. 19, 2017

### Most Consecutive Games

5 Charlie McNeil, 1961  
4 (4x) Last: Greg Jackson, 1998  
3 (18x) Last: Stephen Cooper, 2008

## INTERCEPTION RETURN YARDS

### Most Seasons Leading League

1 Charlie McNeil, 1961

### Most, Career

546 Gill Byrd, 1983-92  
502 Charlie McNeil, 1960-64  
477 Kenny Graham, 1964-69

### Most, Season

349 Charlie McNeil, 1961  
224 Stanley Richard, 1994  
166 Vencie Glenn, 1987

### Most, Game

177 Charlie McNeil vs. Houston, Sept. 24, 1961  
106 Woodrow Lowe vs. Pittsburgh, Nov. 18, 1979  
103 Vencie Glenn vs. Denver, Nov. 29, 1987

### Longest Return

103t Vencie Glenn vs. Denver, Nov. 29, 1987  
102t Donald Frank at L.A. Raiders, Oct. 31, 1993  
100t Leslie Duncan vs. Kansas City, Oct. 15, 1967

## INTERCEPTION RETURN TOUCHDOWNS

### Most, Career

5 Kenny Graham, 1964-69  
Dick Harris, 1960-65  
4 Woodrow Lowe, 1976-86  
3 Eric Weddle, 2007-15  
Joe Beauchamp, 1966-75

### Most, Season

3 Dick Harris, 1961  
2 (9x) Last: Demorrio Williams, 2012  
1 (73x) Last: Desmond King, 2017

### Most, Game

1 (94x) Last: Desmond King at Dallas Nov. 23, 2017

## SACKS

### Most Seasons Leading League

1 Shawne Merriman, 2006

### Most, Career

105.5 Leslie O'Neal, 1986-95  
69.5 Shaun Phillips, 2004-12  
67.0 Gary Johnson, 1975-84

### Most, Season

17.5 Gary Johnson, 1980  
17.0 S. Merriman, 2006  
Leslie O'Neal, 1992  
Steve DeLong, 1969  
15.5 Fred Dean, 1978

### Most, Game (since 1982)

5 Leslie O'Neal vs. Dallas Nov. 16, 1986  
4 (5x) Last: A. Barnes vs. Balt. Dec. 18, 2011  
3.5 (3x) Last: Kendall Reyes at N.Y.J. Dec. 23, 2012

## PUNTS

### Most, Career

771 Darren Bennett, 1995-03  
756 Mike Scifres, 2003-15  
519 Dennis Partee, 1968-75

### Most, Season

95 Darren Bennett, 1998  
92 Darren Bennett, 2000  
89 Darren Bennett, 1997, 1999

### Most, Game

11 (5x), Last: D. Bennett at Oak. Oct. 11, 1998  
10 (9x) Last: M. Scifres at Seattle Dec. 24, 2006  
9 (12x), Last: M. Scifres vs. Oak. Nov. 16, 2014

## PUNT YARDS

### Most, Career

34,152 Mike Scifres, 2003-15  
33,776 Darren Bennett, 1995-03  
21,417 Dennis Partee, 1968-75

### Most, Season

4,248 Darren Bennett, 2000  
4,174 Darren Bennett, 1998  
3,972 Darren Bennett, 1997

### Most, Game

522 Darren Bennett at Oakland Oct. 11, 1998  
493 Mike Scifres at Denver Nov. 18, 2012  
492 Dennis Partee at Kansas City Nov. 10, 1974

### Longest Punt

82 Paul Maguire vs. Dallas Nov. 19, 1961  
73 Dennis Partee at Denver Oct. 17, 1971  
72 Mike Scifres at Buffalo, Sept. 21, 2014

## PUNTING AVERAGE

### Highest, Career (minimum 100 att.)

47.3 Drew Kaser, 2016-17  
45.2 Mike Scifres, 2003-15  
43.8 Darren Bennett, 1995-03  
42.9 Ralf Mojsiejenko, 1985-88

### Highest, Season (minimum 50 att.)

48.5 Drew Kaser, 2017  
48.3 Mike Scifres, 2012  
46.7 Mike Scifres, 2010  
46.3 Drew Kaser, 2016

### Highest, Game (minimum 4 att.)

59.5 Mike Scifres at St. Louis Oct. 17, 2010  
Darren Bennett at Pittsburgh Oct. 1, 1995  
57.0 Drew Kaser at Denver Oct. 30, 2016  
Mike Scifres vs. Kansas City Oct. 19, 2014  
Darren Bennett at Kansas City Sept. 17, 2000  
56.7 Darren Bennett at Denver Oct. 6, 1996

## PUNT RETURN YARDS

### Most Seasons Leading League

1 Leslie "Speedy" Duncan, 1965

### Most, Career

2,388 Mike Fuller, 1975-80  
1,651 Leslie "Speedy" Duncan, 1964-70  
1,407 Darrien Gordon, 1983-96

### Most, Season

537 Darrien Gordon, 1996  
489 Eric Metcalf, 1997  
475 Darrien Gordon, 1994

### Most, Game

168 Eric Metcalf at Cincinnati Nov. 2, 1997  
136 Mike Fuller at Buffalo Nov. 21, 1976  
133 Andre Coleman at Phil. Sept. 17, 1995

### Longest Return

95t L. Duncan vs. New York Jets, Nov. 24, 1968  
90t Darrien Gordon at L.A. Raiders, Sept. 25, 1994  
88t A. Coleman at Philadelphia, Sept. 17, 1995  
Mike Fuller at New Orleans, Oct. 9, 1977

## PUNT RETURN AVERAGE

### Most Seasons Leading League

2 Leslie "Speedy" Duncan, 1965, 1966

### Highest, Career (minimum 50 ret.)

13.7 Darrien Gordon, 1993-96  
12.0 Leslie "Speedy" Duncan, 1964-70  
11.3 Mike Fuller, 1975-80

### Highest, Season (minimum 20 ret.)

15.5 Leslie "Speedy" Duncan, 1965  
14.9 Darrien Gordon, 1996  
13.2 (4x), Last: Darrien Gordon, 1994





## PUNT RETURN TOUCHDOWNS

### Most, Career

- 4 Leslie "Speedy" Duncan, 1964-70
- 3 Eric Metcalf, 1997
- Darrien Gordon, 1993-96
- 2 (4x) Last: Darren Sproles, 2005-10

### Most, Season

- 3 Eric Metcalf, 1997
- 2 (3x) Last: Darrien Gordon, 1994
- 1 (17x) Last: Travis Benjamin, 2017

### Most, Game

- 2 Eric Metcalf at Cincinnati, Nov. 2, 1997
- 1 (23x) Last: T. Benjamin vs. Den. Oct. 22, 2017

## PUNT RETURNS

### Most Seasons Leading League

- 1 Leslie Duncan, 1965

### Most, Career

- 212 Mike Fuller, 1975-80
- 138 Leslie "Speedy" Duncan, 1964-70
- 124 Lionel James, 1984-88

### Most, Season

- 46 Mike Fuller, 1979
- 45 Eric Metcalf, 1997
- 39 Mike Fuller, 1978

### Most, Game

- 8 (4x) Last: Leon Johnson at Det. Dec. 7, 2003
- 7 (4x) Last: Mike Fuller at Hou. Dec. 17, 1978
- 6 (9x) Last: J. Herndon vs. Miami Dec. 20, 2015

### Most Fair Catches, Season

- 24 Kenny Graham, 1969
- 19 Chris Penn, 1999
- Darrien Gordon, 1994
- 18 Kitrick Taylor, 1991

### Most Fair Catches, Game

- 6 Phil McConkey at Kansas City Dec. 17, 1989
- 5 Jeff Graham at Oakland Sept. 3, 2000
- Kenny Graham vs. Cincinnati Oct. 4, 1969
- 4 (10x), Last: J. Jones vs. Pit. Oct. 12, 2015

## KICKOFF RETURN YARDS

### Most, Career

- 6,469 Darren Sproles, 2005-10
- 3,997 Ronney Jenkins, 2000-02
- 3,914 Andre Coleman, 1994-96

### Most, Season

- 1,541 Ronney Jenkins, 2001
- 1,531 Ronney Jenkins, 2000
- 1,528 Darren Sproles, 2005

### Most, Game

- 250 Ronney Jenkins, at Oakland Nov. 18, 2001
- 221 Ronney Jenkins vs. N.O. Sept. 10, 2000
- 215 Richard Goodman at Oakland Jan. 1, 2012

### Longest Return

- 105t Richard Goodman at Oakland Jan. 1, 2012
- 103t Darren Sproles at Denver Sept. 14, 2008
- Keith Lincoln vs. N.Y. Titans Sept. 16, 1962
- 99t Micheal Spurlock vs. Oakland Dec. 30, 2012

## KICKOFF RETURN AVERAGE

### Highest, Career (minimum 75 ret.)

- 25.3 Leslie "Speedy" Duncan, 1964-70
- 25.1 Darren Sproles, 2005-10
- 24.2 Ronney Jenkins, 2000-02

### Highest, Season (minimum 10 ret.)

- 29.7 Antonio Cromartie, 2006
- 28.4 Keith Lincoln, 1962
- 28.0 Leslie "Speedy" Duncan, 1969

## KICKOFF RETURN TOUCHDOWNS

### Most, Career

- 4 Andre Coleman, 1994-96
- 3 Ronney Jenkins, 2000-02
- 2 Darren Sproles, 2005-08
- Anthony Miller, 1988-93

### Most, Season

- 2 (3x) Last: Ronney Jenkins, 2001
- 1 (13x) Last: Micheal Spurlock, 2012

### Most, Game

- 1 (19x) Last: M. Spurlock vs. Oak. Dec. 30, 2012

## KICKOFF RETURNS

### Most, Career

- 258 Darren Sproles, 2005-10
- 166 Andre Coleman, 1994-96
- 165 Ronney Jenkins, 2000-02

### Most, Season

- 67 Ronney Jenkins, 2000
- 63 Darren Sproles, 2005
- 62 Andre Coleman, 1995

### Most, Game

- 8 (5x) Last: D. Sproles at N.O. (at London) Oct. 26, 2008
- 7 (13x) Last: D. Sproles vs. Denver Oct. 19, 2009
- 6 (36x) Last: R. Goodman at Oakland Jan. 1, 2012

## COMBINED KICKOFF AND PUNT RETURN YARDS

### Most, Career

- 7,404 Darren Sproles, 2005-10
- 5,037 Leslie "Speedy" Duncan, 1964-70
- 4,240 Andre Coleman, 1994-96

### Most, Season

- 1,737 Andre Coleman, 1995
- 1,636 Darren Sproles, 2005
- 1,625 Darren Sproles, 2008

## COMBINED KICKOFF AND PUNT RETURNS

### Most, Career

- 372 Darren Sproles, 2005-10
- 289 Mike Fuller, 1975-80
- 272 Leslie "Speedy" Duncan, 1964-70

### Most, Season

- 90 Andre Coleman, 1995
- 81 Darren Sproles, 2005
- 80 Darren Sproles, 2009

## SERVICE

### Most Seasons, Active Player

- 17 David Binn, 1994-10
- 15 Dan Fouts, 1973-87
- Antonio Gates, 2003-17
- Russ Washington, 1968-82
- 14 Don Macek, 1976-89
- Philip Rivers, 2004-17
- Doug Wilkerson, 1971-84

### Most Games

- 256 David Binn, 1994-10
- 216 Antonio Gates, 2003-17
- 200 Junior Seau, 1990-02
- Russ Washington, 1968-82

### Most Consecutive Games

- 188 Philip Rivers, 2005-17
- 179 David Binn, 1994-10
- 178 Russ Washington, 1968-80

### Most Consecutive Starts

- 188 Philip Rivers, 2006-17
- 148 Russ Washington, 1970-80
- 140 Walt Sweeney, 1964-73





# TEAM RECORDS



† indicates 9-game season

## GAMES WON

### Most, Season

- 14 2006
- 13 2009
- 12 1961, 1979, 2004

### Fewest, Season

- 1 2000
- 2 1973, 1975
- 4 1962, 1972, 1986, 1991, 1997, 2003, 2015

### Most Consecutive

- 15 Nov. 27, 1960–Dec. 3, 1961
- 11 Oct. 25, 2009–Jan. 3, 2010  
Oct. 29, 2006–Sept. 9, 2007
- 8 (4x) Last: Oct. 24–Dec. 19, 2004

### Most Consecutive at Home

- 10 Nov. 5, 1978–Nov. 25, 1979
- 9 Sept. 17, 2006–Sept. 9, 2007  
Nov. 27, 1960–Dec. 9, 1961
- 8 Oct. 4, 1992–Sept. 19, 1993

### Most Consecutive on Road

- 11 Oct. 2, 1960–Nov. 12, 1961
- 6 Oct. 25, 2009–Dec. 25, 2009  
Nov. 4, 1979–Sept. 28, 1980
- 5 Jan. 2, 1994–Oct. 16, 1994

### Most Consecutive at Start of Season

- 11 1961
- 6 1994
- 4 1966, 1980, 2002

## GAMES LOST

### Most, Season

- 15 2000
- 12 1975, 1986, 1991, 1997, 2003, 2015
- 11 1973, 1998, 2001, 2016

### Fewest, Season

- 2 1961, 1965, 2006
- 3 2009, 1963, 1982†
- 4 1960, 1979, 2004

### Most Consecutive

- 11 Sept. 3, 2000–Nov. 19, 2000  
Sept. 21, 1975–Nov. 30, 1975
- 9 Dec. 8, 2002–Oct. 5, 2003  
Nov. 4, 2001–Dec. 30, 2001  
Dec. 4, 2016–Oct. 1, 2017
- 8 (5x) Last: Dec. 4, 2016–Sept. 24, 2017

### Most Consecutive at Home

- 7 Nov. 13, 2016-current
- 6 (3x) Last: Nov. 13, 2016-current
- 5 (6x) Last: Nov. 13, 2016-current

### Most Consecutive on Road

- 11 Oct. 6, 1985–Oct. 26, 1986
- 8 (3x) Last: Sept. 3, 2000–Dec. 17, 2000
- 7 Nov. 10, 2002–Oct. 5, 2003  
Sept. 20, 1998–Dec. 27, 1998

### Most Consecutive on Road Without Victory (Ties incl.)

- 14 Nov. 22, 1970–Nov. 19, 1972

## POINTS

### Most, Season

- 492 2006
- 478 1981
- 467 1985

### Most, Game

- 58 vs. Denver, Dec. 22, 1963
- 55 at Oakland, Nov. 22, 1981  
vs. Denver, Oct. 20, 1968
- 54 vs. Buffalo, Nov. 19, 2017

### Most Game, Both Teams

- 98 vs. Pittsburgh, Dec. 8, 1985
- 93 vs. N.Y. Titans, Dec. 18, 1960
- 90 at Cincinnati, Nov. 12, 2006

### Most, Half

- 42 Nov. 12, 2006 at Cincinnati (second half)
- 41 Nov. 5, 1961 vs. N.Y. Titans (second half)
- 37 Nov. 19, 2017 vs. Buffalo (first half)

### Most, Quarter

- 28 at Kansas City Nov. 15, 1964 (second quarter)  
vs. N.Y. Titans Nov. 5, 1961 (third quarter)  
vs. Houston Sept. 24, 1961 (second quarter)

### Most, Quarter, Both Teams

- 38 at Denver Sept. 14, 2008 (2Q)  
at Kansas City Oct. 19, 1986 (2Q)  
at Denver Oct. 6, 1963 (2Q)  
at Boston Oct. 7, 1961 (2Q)

### Fewest, Season

- 188 1973
- 189 1975
- 212 1974

### Fewest, Game

- 0 (28x) Last: at Miami Nov. 2, 2014

### Most Consecutive Games Not Shutout

- 240 Nov. 7, 1999–Nov. 2, 2014
- 121 Sept. 7, 1962–Nov. 2, 1969

## TOUCHDOWNS

### Most, Season

- 61 1981
- 60 1985
- 59 2006

### Most, Game

- 8 vs. Pittsburgh Dec. 8, 1985  
at Oakland Nov. 22, 1981
- 7 (8x) Last: vs. Denver Dec. 28, 2008
- 6 (35x) Last: vs. Buffalo Nov. 19, 2017

### Fewest, Season

- 22 1973, 1975
- 23 1998
- 25 1977, 1999

## POINTS AFTER TOUCHDOWN

### Most, Season

- 58 2006
- 55 1981
- 54 2004

### Most, Game

- 7 (7x) Last: vs. Denver Dec. 28, 2008
- 6 (28x) Last: vs. Buffalo Nov. 19, 2017
- 5 (50x) Last: vs. Jacksonville Sept. 18, 2016

### Fewest, Season

- 19 1973, 1998
- 20 1975
- 21 1977

## TWO-POINT CONVERSIONS

### Most, Season

- 3 1994
- 2 1962, 1963, 1968, 1998, 2003, 2008, 2010, 2015
- 1 1961, 1964, 1995, 1999, 2002, 2006, 2011

### Most, Game – (since 1994)

- 2 vs. Oakland Oct. 25, 2015
- 1 (15x) Last: at Kansas City Oct. 31, 2011

### Most Attempts, Season

- 7 1994
- 5 2008
- 4 1995, 1998, 2000

### Most Attempts, Game – (since 1994)

- 3 at Denver, Sept. 4, 1994
- 2 (4x) Last: vs. Oakland Oct. 25, 2015
- 1 (34x) Last: at Carolina Dec. 11, 2016

## FIELD GOALS

### Most, Season

- 34 1994, 2013
- 32 2009
- 31 1993, 1999

### Most, Game

- 6 (3x) Last: at Oakland Oct. 5, 1997
- 5 (11x) Last: at Oakland Sept. 10, 2012
- 4 (34x) Last: vs. Cleveland Dec. 3, 2017

### Most Attempts, Season

- 43 2001
- 40 1993
- 38 1994

### Most Attempts, Game

- 7 at N.Y. Jets Oct. 8, 1966
- 6 (6x) Last: vs. Buffalo Nov. 19, 2017
- 5 (26x) Last: vs. Cleveland Dec. 3, 2017

### Most, Game, Both Teams

- 9 vs. Kansas City Sept. 29, 1996
- 8 at Indianapolis Nov. 3, 1996  
vs. New England Nov. 9, 1975
- 7 (15x) Last: at Atlanta Oct. 23, 2016

### Most Attempts, Game, Both Teams

- 10 (4x) Last: vs. Seattle Dec. 12, 1999
- 9 (3x) Last: vs. Denver Dec. 1, 2002
- 8 (22x) Last: at Atlanta Oct. 23, 2016

### Fewest Made, Season

- 6 1974
- 10 1976
- 12 1964, 1970, 1973, 1975

### Fewest Attempts, Season

- 16 1974
- 19 1970
- 20 1962, 1976, 1988, 2003

## FIRST DOWNS

### Most, Season

- 380 1985
- 379 1981
- 374 1984

### Most, Game

- 35 at Kansas City Oct. 19, 1986
- 34 vs. Miami Nov. 18, 1984 (OT)  
vs. Cincinnati Dec. 20, 1982
- 33 at Philadelphia Sept. 15, 2013  
vs. Oakland Oct. 31, 2004

### Most, Game, Both Teams

- 62 vs. Seattle Sept. 15, 1985
- 58 vs. Seattle Dec. 29, 2002 (OT)  
at Cincinnati Sept. 22, 1985  
vs. Miami Nov. 18, 1984 (OT)
- 57 at New England, Sept. 18, 2011  
at San Francisco Dec. 11, 1982

### Fewest, Season

- 198 1973, 1975
- 208 1961
- 217 1962

### Fewest, Game

- 3 at Denver Nov. 30, 1975
- 5 at Denver Nov. 16, 2003  
vs. Oakland Oct. 5, 1970
- 6 vs. Pittsburgh Dec. 24, 2000  
at Seattle Nov. 22, 1987

### Most by Rushing, Season

- 137 2006
- 131 2004
- 127 1965, 1981

### Most by Rushing, Game

- 19 vs. Oakland Nov. 27, 1960
- 18 vs. Houston Oct. 3, 1965
- 17 (3x) Last: vs. Denver, Dec. 28, 2008

### Fewest by Rushing, Game

- 0 vs. Oakland Dec. 5, 2010  
at Oakland Nov. 14, 1999
- 1 (17x) Last: at Indianapolis Sept. 25, 2016
- 2 (50x) Last: at Cleveland Dec. 24, 2016

### Most by Passing, Season

- 259 1985
- 244 1980
- 240 1984

### Most by Passing, Game

- 27 vs. Seattle Sept. 15, 1985
- 26 at Green Bay Oct. 18, 2015
- 23 vs. Cincinnati Dec. 20, 1982  
vs. N.Y. Giants Oct. 19, 1980



**Fewest by Passing, Season**

89 1975  
93 1973  
110 1961

**Fewest by Passing, Game**

0 at Kansas City Sept. 20, 1998  
1 at Denver Nov. 30, 1975 (OT)  
2 (3x) Last: at Denver Nov. 16, 2003

**Most by Penalty, Season**

39 2013  
37 2004, 2014  
36 2016

**Most by Penalty, Game**

7 vs. Tennessee Nov. 13, 2016  
vs. Baltimore Nov. 15, 1998  
vs. Denver Nov. 30, 1997  
6 (5x) Last: at Baltimore Nov. 30, 2014  
5 (19x) Last: vs. Tennessee Nov. 6, 2016

**Fewest by Penalty, Season**

11 1975  
12 1964  
13 1968

**NET YARDS GAINED****Most, Season**

6,744 1981  
6,535 1985  
6,410 1980

**Most, Game**

661 vs. Cincinnati Dec. 20, 1982  
593 vs. L.A. Raiders Nov. 10, 1985  
581 vs. Denver Oct. 20, 1968

**Most, Game, Both Teams**

1,102 vs. Cincinnati Dec. 20, 1982  
1,057 vs. Denver Oct. 20, 1968  
1,050 at Philadelphia Sept. 15, 2013

**Fewest, Season**

3,411 1975  
3,622 1973  
3,953 1970

**Fewest, Game**

70 at Denver Nov. 2, 1969  
93 vs. Oakland Oct. 5, 1975  
96 at Denver Nov. 16, 2003

**Most Total Offensive Plays, Season**

1,154 1984  
1,135 1980  
1,129 1981

**Fewest Total Offensive Plays, Season**

617 1982†  
753 1963  
759 1964

**RUSHING****Most Attempts, Season**

590 1978  
525 2004  
522 2006

**Most Attempts, Game**

58 vs. Oakland, Nov. 20, 1977  
53 (4x) Last: vs. Detroit Dec. 16, 2007  
51 at Kansas City Sept. 12, 1983

**Fewest Attempts, Season**

267 1982†  
351 2000  
361 1966

**Most Yards, Season**

2,578 2006  
2,257 1990  
2,248 1991

**Most Yards, Game**

289 vs. Denver Dec. 28, 2008  
287 vs. N.Y. Jets Oct. 13, 1963  
274 vs. Detroit Dec. 16, 2007

**Fewest Yards, Game**

2 vs. Boston Dec. 17, 1961  
3 vs. Dallas Texans Nov. 19, 1961  
11 vs. Buffalo Nov. 20, 1960

**Most Touchdowns, Season**

32 2006  
26 1981  
25 1979

**Fewest Touchdowns, Season**

4 2012, 2015  
5 1997  
6 2014

**Most Touchdowns, Game**

5 (4x) Last: vs. Denver Dec. 28, 2008  
4 (22x) Last: at Tennessee Dec. 25, 2009  
3 (46x) Last: vs. Baltimore Dec. 18, 2011

**RUSHING AVERAGE****Highest, Season**

5.6 1963  
5.1 2003  
4.9 2006

**Highest, Game**

8.52 vs. N.Y. Jets Dec. 24, 1967  
8.44 vs. Denver Dec. 22, 1963  
8.26 vs. Cleveland Nov. 5, 2006

**PASSING****Most Attempts, Season**

667 2015  
662 1984  
635 1983

**Most Attempts, Game**

65 at Green Bay Oct. 18, 2015  
at Kansas City Oct. 19, 1986  
58 vs. Oakland Oct. 25, 2015  
at Kansas City Dec. 22, 1985  
56 vs. Miami Nov. 18, 1984, (OT)

**Fewest Attempts, Season**

337 1975  
338 1982†  
349 1974

**Fewest Attempts, Game**

6 at Cleveland Dec. 19, 2004  
10 vs. Kansas City Dec. 18, 1988  
11 (2x) Last: vs. Houston Oct. 28, 2007

**Most Completions, Season**

442 2015  
401 1984  
386 1985

**Most Completions, Game**

43 at Green Bay Oct. 18, 2015  
38 vs. Oakland Oct. 25, 2015  
37 (3x) Last: at Kansas City Oct. 19, 1986

**Fewest Completions, Game**

1 at Kansas City Sept. 20, 1998  
3 vs. Oakland Oct. 5, 1975  
4 at Cleveland Dec. 19, 2004  
vs. Kansas City Nov. 2, 1986

**Most Net Yards Gained, Season**

4,870 1985  
4,739 1981  
4,661 1983

**Most Net Yards Gained, Game**

494 vs. Seattle Sept. 15, 1985  
488 at Green Bay Oct. 18, 2015  
486 vs. Cincinnati Dec. 20, 1982

**Fewest Net Yards Gained, Season**

1,610 1975  
1,808 1973  
2,244 1977

**Fewest Net Yards Gained, Game**

-22 vs. Oakland Oct. 5, 1975  
-19 at Kansas City Sept. 20, 1998  
7 at Washington Sept. 16, 1973

**Most Touchdowns, Season**

37 1985  
34 1981, 2008  
33 2016

**Fewest Touchdowns, Season**

7 1975  
9 1973  
11 1977, 1988, 1998

**Most Touchdowns, Game**

7 at Oakland Nov. 22, 1981  
5 (9x) Last: vs. Oakland Oct. 31, 2004  
4 (29x) Last: at Oakland Oct. 9, 2016

**Most Had Intercepted, Season**

34 1962, 1998  
33 1968, 1983, 1986  
30 1964, 1973, 1978, 1985, 2000

**Most Had Intercepted, Game**

7 at Seattle Dec. 13, 1998  
vs. Kansas City Dec. 8, 1968  
6 (6x) Last: vs. Green Bay Oct. 24, 1999  
5 (14x) Last: at Denver Dec. 27, 1987

**Fewest Had Intercepted, Season**

8 2004  
9 2006  
10 2009

**SACKED ATTEMPTING TO PASS****Most Times, Season**

57 1970  
53 2000  
51 1997

**Fewest Times, Season**

11 1967  
12 1982†  
18 1968

**Most Times Sacked Opponent, Season**

62 1986  
61 2006  
60 1980

**Most Times Sacked Opponent, Game**

11 at New York Jets Dec. 23, 2012  
vs. Dallas Nov. 16, 1986  
10 vs. Green Bay Sept. 24, 1978  
9 (5x) Last: at Cleveland Dec. 24, 2016

**PUNTS****Most, Season**

95 1998  
92 2000  
90 1997

**Most, Game**

11 (5x) Last: at Oakland Oct. 11, 1998  
10 (11x) Last: at Jacksonville Nov. 12, 2017  
9 (11x) Last: vs. Oakland Nov. 16, 2014

**Fewest, Season**

23 1982†  
45 1972  
47 2011

**Fewest, Game**

0 (6x) Last: at Dallas Nov. 23, 2017  
1 (35x) Last: vs. Kansas City, Jan. 1, 2017  
2 (77x) Last: vs. Cleveland, Dec. 3, 2017

**Fewest, Game, Both Teams**

1 (2x) Last: at Oakland Jan. 1, 2012  
2 (7x) Last: vs. Kansas City Jan. 1, 2017  
3 (15x) Last: vs. Kansas City Nov. 1, 2012





**PUNT YARDS**

<b>Most, Season</b>
4,248 2000
4,174 1998
3,972 1997
<b>Most, Game</b>
522 at Oakland Oct. 11, 1998
493 at Denver Nov. 18, 2012
492 at Kansas City Nov. 10, 1974
<b>Fewest, Season</b>
868 1982†
1,813 1972
2,234 2011
<b>Highest Average, Season</b>
47.5 2011
46.6 2012
46.3 2016
<b>Lowest Average, Season</b>
36.3 1978
36.5 1979
36.8 1975

**PUNT RETURNS**

<b>Most, Season</b>
57 1978
52 1979
49 2003
<b>Most, Game</b>
8 (4x) Last: at Detroit Dec. 7, 2003
7 (7x) Last: at Houston Dec. 7, 1978
6 (13x) Last: vs. Miami Dec. 20, 2015
<b>Fewest, Season</b>
12 1982†
20 2015
21 1966
<b>Most Fair Catches, Season</b>
32 1969
26 2015
25 1991, 1999
<b>Most Fair Catches, Game</b>
6 at Kansas City Dec. 17, 1989
vs. Chicago Dec. 4, 1978
5 at Oakland Sept. 3, 2000
vs. Cincinnati Oct. 4, 1969
4 (9x) Last: vs. Pittsburgh Oct. 12, 2015
<b>Fewest Fair Catches, Season</b>
0 1960, 1961, 1962, 1963, 1964, 1965, 1975
1 1976
3 1977

**PUNT RETURN YARDS**

<b>Most, Season</b>
590 1978
559 1996
542 1998
<b>Most, Game</b>
168 at Cincinnati Nov. 2, 1997
151 vs. Kansas City Sept. 20, 1965
139 vs. New York Titans Nov. 5, 1961
<b>Fewest, Season</b>
84 2015
138 1982†
166 2013
<b>Highest Average, Season</b>
15.5 1961
14.7 1996
13.4 1965
<b>Lowest Average, Season</b>
4.2 2015
5.6 1970
5.8 1971

**PUNT RETURN TOUCHDOWNS**

<b>Most, Season</b>
3 1997
2 1965, 1973, 1990, 1994
1 (14x) Last: 2017
<b>Most, Game</b>
2 at Cincinnati Nov. 2, 1997
1 (23x) Last: vs. Denver Broncos Oct. 22, 2017
<b>KICKOFF RETURNS</b>
<b>Most, Season</b>
84 2003
83 2000
75 1997
<b>Most, Game</b>
9 (7x) Last: vs. New York Jets Nov. 3, 2002
8 (15x) Last: at N.O. (at London) Oct. 26, 2008
7 (51x) Last: at Seattle Sept. 26, 2010
<b>Most, Game, Both Teams</b>
17 vs. Pittsburgh Dec. 8, 1985
16 vs. New York Titans Dec. 18, 1960
15 (3x) Last: at New York Giants Oct. 2, 1983

**KICKOFF RETURN YARDS**

<b>Most, Season</b>
1,804 2003
1,792 2000
1,716 2001
<b>Most, Game</b>
269 at Oakland Nov. 18, 2001
242 vs. Atlanta Oct. 21, 1973
232 vs. Kansas City Dec. 13, 1964
<b>Fewest, Season</b>
508 2016
577 2014
583 2015
<b>Highest Average, Season</b>
26.0 2001
25.6 2011
25.5 2007
<b>Lowest Average, Season</b>
16.5 1961
17.5 1986
18.0 1992

**KICKOFF RETURN TOUCHDOWNS**

<b>Most, Season</b>
2 1988, 1994, 1995, 2001
1 1962, 1985, 1989, 1991, 1997, 2000, 2004, 2007, 2008, 2011, 2012
<b>Most, Game</b>
1 (19x) Last: vs. Oakland Dec. 30, 2012

**PENALTIES**

<b>Most Seasons Leading League</b>
3 1962, 1964, 1965
<b>Most, Season</b>
137 1998
129 1997
128 1981
<b>Most, Game</b>
19 at Kansas City Nov. 16, 1997
16 vs. Baltimore Nov. 15, 1998
15 at Indianapolis Nov. 3, 1997
<b>Fewest, Season</b>
63 1969
64 1982†
68 1966
<b>Fewest, Game</b>
0 (5x) Last: at Denver Oct. 9, 2011
1 (28x) Last: vs. Buffalo Nov. 19, 2017
2 (38x) Last: vs. Washington Jan. 3, 2010

**Most Yards, Season**

1,229 1998
1,101 1997
1,039 1988
<b>Most Yards, Game</b>
148 vs. N.Y. Jets Oct. 13, 1963
146 vs. Baltimore Nov. 15, 1998
at Kansas City Nov. 16, 1997
138 at Seattle Nov. 16, 1981

**FUMBLES**

<b>Most, Season</b>
44 1985
42 1983
40 1972, 1973, 1980
<b>Most, Game</b>
9 vs. Green Bay Sept. 24, 1978
7 vs. Cincinnati Sept. 30, 1973
6 (5x) Last: vs. Pittsburgh Dec. 13, 1987
<b>Most by Opponent, Game</b>
9 at Kansas City Nov. 15, 1964
7 (3x) Last: vs. Washington Sept. 9, 2001
6 (6x) Last: vs. Arizona Dec. 9, 1995
<b>Most, Game, Both Teams</b>
11 (3x) Last: vs. Kansas City Oct. 13, 1985
10 (5x) Last: vs. Seattle Nov. 25, 1990
9 (7x) Last: vs. Washington Sept. 9, 2001
<b>Fewest, Season</b>
13 1993
14 2009, 2013
16 1963, 2002, 2014
<b>Most Lost, Season</b>
22 1980, 1981, 1983
21 1973, 1978
20 1972, 1987, 2000
<b>Most Lost, Game</b>
6 vs. Green Bay Sept. 24, 1978
4 (10x) Last: at Baltimore Dec. 10, 2000
3 (40x) Last: at Indianapolis Sept. 25, 2016
<b>Most Own Recovered, Season</b>
25 1985
21 1979
20 1972, 1973, 1975, 1983
<b>Most Own Recovered, Game</b>
5 (5x) Last: vs. Oakland Dec. 26, 1999
4 (7x) Last: vs. Seattle Sept. 14, 2014
3 (42x) Last: at Denver Jan. 3, 2016
<b>Fewest Own Recovered, Season</b>
4 1963, 2013
7 1989, 2009
8 1965, 1967, 1968, 1993, 2002, 2003, 2016
<b>Most Opponents Recovered, Season</b>
22 1986
18 1973, 1979, 1980, 1981, 2007
17 1960, 1961, 1963, 1983, 1984
<b>Fewest Opponents Recovered, Season</b>
4 2011
5 1963
6 1969, 2000, 2013

**POINTS ALLOWED**

<b>Most, Season</b>
462 1983
441 2003
440 2000
<b>Most, Game</b>
57 at St. Louis Oct. 1, 2000
52 at Pittsburgh Nov. 25, 1984
51 at Oakland Oct. 29, 1967
<b>Most, Quarter</b>
31 at Oakland Dec. 8, 1963 (4Q)
30 at St. Louis Nov. 20, 1983 (2Q)
28 (5x) Last: at Minnesota Nov. 28, 1999 (2Q)



**Fewest, Season**

205 1977  
 219 1961  
 221 1982†

**Fewest, Game**

0 (18x) Last: vs. Denver Broncos Oct. 22, 2017  
 3 (16x) Last: at Denver Nov. 22, 2009  
 6 (19x) Last: at Dallas Nov. 23, 2017

**FIRST DOWNS ALLOWED****Most, Season**

365 1981  
 364 1985  
 347 1983

**Most, Game**

34 (3x) Last: at Denver Sept. 14, 2008  
 33 vs. Cincinnati Nov. 23, 2003  
 32 at Pittsburgh Oct. 4, 2009

**Fewest, Season**

190 1965  
 196 1982†  
 224 1962

**Fewest, Game**

5 vs. Kansas City Dec. 12, 2010  
 at Tampa Bay Sept. 19, 1976  
 6 at Oakland Oct. 11, 1998  
 at Oakland (at San Fran.) Oct. 22, 1961  
 7 (5x) Last: vs. Houston Sept. 15, 2002

**Most by Rushing, Season**

154 1975  
 143 1971  
 137 1983

**Most by Rushing, Game**

19 (3x), Last: at Seattle Nov. 22, 1987  
 17 vs. Houston Sept. 23, 1962  
 16 vs. New England Oct. 16, 1977  
 vs. Kansas City Dec. 18, 1966

**Fewest by Rushing, Season**

54 1965  
 65 1982  
 71 1969

**Fewest by Rushing, Game**

0 (5x) Last: at Indianapolis Nov. 28, 2010  
 1 (21x) Last: at Denver Dec. 12, 2013  
 2 (42x) Last: vs. Cleveland Oct. 4, 2015

**Most by Passing, Season**

218 1985  
 216 1981  
 213 2008

**Most by Passing, Game**

24 at Denver Nov. 19, 2000  
 23 at New England Sept. 18, 2011  
 22 (4x) Last: vs. Philadelphia Nov. 15, 2009

**Fewest by Passing, Season**

105 1977  
 114 1971  
 116 1965

**Fewest by Passing, Game**

1 (3x) Last: vs. Oakland Dec. 28, 2003  
 2 (6x) Last: at Cleveland Dec. 19, 2004  
 3 (12x) Last: vs. Minnesota, Sept. 11, 2011

**Most by Penalty, Season**

41 2000, 2004, 2014  
 35 1981, 1997, 1998  
 30 1996, 2002, 2012

**Most by Penalty, Game**

7 vs. Cleveland, Nov. 5, 2006  
 6 (8x) Last: at N.O. (at London) Oct. 26, 2008  
 5 (20x) Last: at Cleveland Dec. 24, 2016

**Fewest by Penalty, Season**

12 1982†  
 13 1969, 1992  
 14 1976

**NET YARDS ALLOWED****Most, Season**

6,265 1985  
 6,136 1981  
 6,034 2002

**Most, Game**

614 at St. Louis Oct. 1, 2000  
 591 vs. Seattle Dec. 29, 2002  
 553 at Oakland Sept. 22, 1996

**Fewest, Season**

3,253 1982†  
 3,268 1965  
 3,652 1977

**Fewest, Game**

58 at Oakland (at San. Fran.) Oct. 22, 1961  
 67 vs. Kansas City Dec. 12, 2010  
 99 vs. Indianapolis Nov. 1, 1992

**RUSHING ALLOWED****Most Attempts, Season**

606 1975  
 559 1973  
 552 1983

**Most Attempts, Game**

61 at Chicago Oct. 25, 1981 (OT)  
 60 at Denver Nov. 30, 1975  
 59 at Oakland Sept. 18, 1977

**Fewest Attempts, Season**

230 1982†  
 306 1965  
 355 2004

**Fewest Attempts, Game**

9 vs. Detroit Dec. 16, 2007  
 vs. Miami Sept. 7, 1986  
 10 (2x) Last: vs. Tennessee Sept. 16, 2012  
 11 (5x) Last: vs. Jacksonville Sept. 18, 2016

**Most Yards, Season**

2,442 1975  
 2,403 1966  
 2,296 1971

**Most Yards, Game**

378 at Minnesota Nov. 4, 2007  
 355 at San Francisco Dec. 20, 2014  
 328 at Denver Nov. 30, 1975

**Fewest Yards, Season**

961 1982†  
 1,094 1965  
 1,140 1998

**Fewest Yards, Game**

2 at Oakland (at San. Fran.) Oct. 22, 1961  
 11 at Carolina Dec. 17, 2000  
 13 at Oakland Oct. 5, 1997

**Most Touchdowns, Season**

26 1983  
 25 1971, 1981, 1985  
 23 1973, 1984

**Fewest Touchdowns, Season**

7 1961, 1965  
 8 1999, 2011  
 10 (12x) Last: 2012

**Most Touchdowns Allowed, Game**

5 vs. Atlanta Oct. 21, 1973  
 at Houston Sept. 18, 1960  
 4 (11x) Last: at Washington Nov. 3, 2013  
 3 (46x) Last: vs. New Orleans Oct. 2, 2016

**PASSING ALLOWED****Most Attempts, Season**

636 1996  
 607 2002, 2004  
 605 2008

**Most Attempts, Game**

61 vs. St. Louis Sept. 20, 1987  
 58 (2x) Last: vs. Tennessee Oct. 3, 2004  
 57 (2x) Last: at Oakland Sept. 22, 1996

**Fewest Attempts, Season**

330 1977  
 341 1973  
 342 1982†

**Fewest Attempts, Game**

7 at Detroit Nov. 6, 1977  
 12 (2x) Last: at Denver Dec. 10, 1972  
 13 (4x) Last: at Cincinnati Oct. 4, 1987

**Most Completions, Season**

411 2008  
 375 2002  
 372 2004

**Most Completions, Game**

40 vs. Cincinnati Dec. 20, 1982  
 39 vs. Tennessee Oct. 3, 2004  
 37 Kansas City Oct. 9, 1994

**Fewest Completions, Season**

170 1966  
 172 1977  
 177 1973

**Fewest Completions, Game**

3 at Tampa Bay Sept. 19, 1976  
 5 (5x) Last: at Cincinnati Oct. 4, 1987  
 6 (6x) Last: vs. Oakland Dec. 28, 2003

**Most Net Yards, Season**

4,311 1981  
 4,295 2002  
 4,293 1985

**Most Net Yards, Game**

453 at St. Louis Nov. 10, 2002  
 451 at St. Louis Oct. 1, 2000  
 443 at Denver Nov. 19, 2000

**Fewest Net Yards, Season**

1,725 1977  
 2,155 1966  
 2,174 1965

**Fewest Net Yards, Game**

-13 at Cincinnati Oct. 4, 1987  
 -4 at Tampa Bay Sept. 19, 1976  
 0 vs. Oakland Dec. 28, 2003  
 vs. Cincinnati Dec. 6, 1970

**Most Touchdowns, Season**

36 2003  
 33 2000  
 31 1997

**Most Touchdowns, Game**

5 (7x) Last: at Denver Nov. 19, 2000  
 4 (29x) Last: at Oakland Oct. 12, 2014  
 3 (105x) Last: vs. Tennessee Nov. 6, 2016

**Fewest Touchdowns, Season**

10 1982†  
 11 1979  
 13 1966, 1970, 1974

**INTERCEPTIONS BY****Most, Season**

49 1961 (NFL Record)  
 31 1969  
 30 1964, 2007

**Most, Game**

6 (6x) Last: vs. Indianapolis Nov. 11, 2007  
 5 (9x) Last: vs. Buffalo Nov. 19, 2017  
 4 (30x) Last: at Indianapolis Nov. 28, 2010

**Most, Game, Both Teams**

10 at Seattle Dec. 13, 1998  
 9 at Denver Sept. 21, 1980  
 at Oakland Nov. 1, 1964  
 8 (11x) Last: vs. Indianapolis Nov. 11, 2007

**Fewest, Season**

7 2014  
 9 1970  
 10 2005



**Most Yards Returned, Season**

929 1961 (NFL Record)  
 562 1979  
 499 1984

**Most Yards Returned, Game**

194 vs. Houston Sept. 24, 1961  
 174 vs. Denver Oct. 29, 1961  
 171 vs. Pittsburgh Nov. 18, 1979

**Fewest Yards Returned, Season**

65 2014  
 90 1970  
 123 1999

**Most Touchdowns by Returns, Season**

9 1961 (NFL Record)  
 5 2012  
 4 1984, 2000

**Most Touchdowns by Returns, Game**

2 at Indianapolis Nov. 28, 2010  
 vs. Denver Oct. 29, 1961  
 1 (90x) Last: at Dallas Nov. 23, 2017

**Most Consecutive Games**

46 1960–63 (NFL Record)

**PUNT RETURNS****Most by Opponents, Season**

56 1988  
 51 1996, 2000  
 49 1998

**Fewest by Opponents, Season**

7 1982†  
 16 1968  
 17 1960, 1972

**Most Yards by Opponents, Season**

722 2000  
 612 1996  
 601 1976

**Most Yards by Opponent, Game**

160 at Kansas City, Sept. 13, 2010  
 150 at Denver Dec. 27, 1987  
 142 at Oakland Oct. 29, 1967

**KICKOFF RETURNS****Most by Opponent, Season**

90 2006  
 88 1981  
 87 2009

**Fewest by Opponent, Season**

21 2016  
 32 2015  
 35 1973

**Most by Opponent, Game**

10 (4x) Last: vs. Detroit Dec. 16, 2007  
 9 (7x) Last: at Indianapolis Nov. 28, 2010  
 8 (25x) Last: at Kansas City Nov. 24, 2013







# CAREER TOP-10



## RUSHING YARDS

1.	LaDainian Tomlinson, 2001-09	12,490
2.	Paul Lowe, 1960-68	4,972
3.	Marion Butts, 1989-93	4,297
4.	Ryan Mathews, 2010-14	4,061
5.	Natrone Means, 1993-95, 98-99	3,885
6.	Chuck Muncie, 1980-84	3,309
7.	Don Woods, 1974-80	2,858
8.	Keith Lincoln, 1961-66, 68	2,698
9.	Dick Post, 1967-70	2,519
10.	<b>Melvin Gordon, 2015-17</b>	<b>2,413</b>

## RUSHING TOUCHDOWNS

1.	LaDainian Tomlinson, 2001-09	138
2.	Chuck Muncie, 1980-84	43
3.	Paul Lowe, 1960-68	38
4.	Natrone Means, 1993-95, 98-99	34
5.	Marion Butts, 1989-93	31
6.	Ryan Mathews, 2010-14	23
7.	Mike Tolbert, 2008-11	20
8.	Tim Spencer, 1985-90	19
9.	Hank Bauer, 1977-82	17
	Rod Bernstine, 1987-92	17
	Dick Post, 1967-70	17
	Clarence Williams, 1977-81	17

## RUSHING ATTEMPTS

1.	LaDainian Tomlinson, 2001-09	2,880
2.	Marion Butts, 1989-93	1,031
3.	Paul Lowe, 1960-68	1,015
4.	Natrone Means, 1993-95, 98-99	1,013
5.	Ryan Mathews, 2010-14	923
6.	Chuck Muncie, 1980-84	773
7.	Don Woods, 1974-80	713
8.	<b>Melvin Gordon, 2015-17</b>	<b>645</b>
9.	Keith Lincoln, 1961-66, 68	573
10.	Mike Garrett, 1970-73	572

## TOTAL YARDS FROM SCRIMMAGE

1.	LaDainian Tomlinson, 2001-09	16,445
2.	<b>Antonio Gates, 2003-17</b>	<b>11,371</b>
3.	Lance Alworth, 1962-70	9,721
4.	Charlie Joiner, 1976-86	9,191
5.	Gary Garrison, 1966-76	7,562
6.	Kellen Winslow, 1979-87	6,741
7.	Wes Chandler, 1981-87	6,197
8.	Paul Lowe, 1960-68	6,017
9.	Anthony Miller, 1988-93	5,660
10.	Ronnie Harmon, 1990-95	5,567

## PASSING YARDS

1.	<b>Philip Rivers, 2004-17</b>	<b>49,125</b>
2.	Dan Fouts, 1973-87	43,040
3.	John Hadl, 1962-72	26,938
4.	Stan Humphries, 1992-97	16,085
5.	Drew Brees, 2001-05	12,348
6.	Jack Kemp, 1960-62	5,996
7.	Doug Flutie, 2001-04	4,901
8.	John Friesz, 1990-93	4,396
9.	Jim Harbaugh, 1999-00	4,177
10.	Billy Joe Tolliver, 1989-90	3,671

## TOUCHDOWN PASSES

1.	<b>Philip Rivers, 2004-17</b>	<b>335</b>
2.	Dan Fouts, 1973-87	254
3.	John Hadl, 1962-72	201
4.	Stan Humphries, 1992-97	85
5.	Drew Brees, 2001-05	80
6.	Jack Kemp, 1960-62	37
7.	Tobin Rote, 1963-64	29
8.	Doug Flutie, 2001-04	25
9.	Billy Joe Tolliver, 1989-90	21
10.	John Friesz, 1990-93	19

## PASS ATTEMPTS

1.	<b>Philip Rivers, 2004-17</b>	<b>6,348</b>
2.	Dan Fouts, 1973-87	5,604
3.	John Hadl, 1962-72	3,640
4.	Stan Humphries, 1992-97	2,350
5.	Drew Brees, 2001-05	1,809
6.	Jack Kemp, 1960-62	815
7.	John Friesz, 1990-93	747
8.	Doug Flutie, 2001-04	737
9.	Jim Harbaugh, 1999-00	636
10.	Billy Joe Tolliver, 1989-90	595

## PASS COMPLETIONS

1.	<b>Philip Rivers, 2004-17</b>	<b>4,083</b>
2.	Dan Fouts, 1973-87	3,297
3.	John Hadl, 1962-72	1,824
4.	Stan Humphries, 1992-97	1,335
5.	Drew Brees, 2001-05	1,125
6.	Doug Flutie, 2001-04	408
7.	John Friesz, 1990-93	401
8.	Jack Kemp, 1960-62	389
9.	Jim Harbaugh, 1999-00	372
10.	Billy Joe Tolliver, 1989-90	305

## PASSES INTERCEPTED

1.	Dan Fouts, 1973-87	242
2.	John Hadl, 1962-72	211
3.	<b>Philip Rivers, 2004-17</b>	<b>163</b>
4.	Stan Humphries, 1992-97	73
5.	Drew Brees, 2001-05	53
6.	Jack Kemp, 1960-62	49
7.	Ryan Leaf, 1998-00	33
8.	Tobin Rote, 1963-64	32
9.	Craig Whelihan, 1995-98	29
10.	Jim Harbaugh, 1999-00	24
	Billy Joe Tolliver, 1989-90	24

## RECEIVING YARDS

1.	<b>Antonio Gates, 2003-17</b>	<b>11,371</b>
2.	Lance Alworth, 1962-70	9,584
3.	Charlie Joiner, 1976-86	9,203
4.	Gary Garrison, 1966-76	7,533
5.	Kellen Winslow, 1979-87	6,741
6.	Wes Chandler, 1981-87	6,132
7.	Anthony Miller, 1988-93	5,582
8.	Malcom Floyd, 2004-15	5,550
9.	Vincent Jackson, 2005-11	4,754
10.	Tony Martin, 1994-97	4,184

## RECEIVING TOUCHDOWNS

1.	<b>Antonio Gates, 2003-16</b>	<b>112</b>
2.	Lance Alworth, 1962-70	81
3.	Gary Garrison, 1966-76	58
4.	Charlie Joiner, 1976-86	47
5.	Kellen Winslow, 1979-87	45
6.	Wes Chandler, 1981-87	41
7.	Vincent Jackson, 2005-11	37
	Anthony Miller, 1988-93	37
9.	John Jefferson, 1978-80	36
10.	Malcom Floyd, 2004-15	34

## RECEPTIONS

1.	<b>Antonio Gates, 2003-17</b>	<b>916</b>
2.	Charlie Joiner, 1976-86	586
3.	Kellen Winslow, 1979-87	541
4.	LaDainian Tomlinson, 2001-09	530
5.	Lance Alworth, 1962-70	493
6.	Gary Garrison, 1966-76	404
7.	Ronnie Harmon, 1990-95	377
8.	Anthony Miller, 1988-93	374
9.	Wes Chandler, 1981-87	373
10.	Malcom Floyd, 2004-15	321

## QUARTERBACK SACKS

1.	Leslie O'Neal, 1986, 1988-95	105.5
2.	Shaun Phillips, 2004-12	69.5
3.	Gary Johnson, 1975-84	67.0
4.	Lee Williams, 1984-90	65.5
5.	Fred Dean, 1975-81	53.5
6.	Junior Seau, 1990-02	47.0
7.	Raylee Johnson, 1993-03	46.0
8.	Shawny Merriman, 2005-09	43.5
	Sheroy Jones, 1976-83	43.5
10.	Louie Kelcher, 1975-83	39.0

## INTERCEPTIONS

1.	Gill Byrd, 1983-92	42
2.	Dick Harris, 1960-65	29
3.	Rodney Harrison, 1994-02	26
4.	Kenny Graham, 1964-69	25
5.	Mike Williams, 1975-82	24
6.	Joe Beauchamp, 1966-75	23
7.	Quentin Jammer, 2002-12	21
	Woodrowe Lowe, 1976-86	21
	Bob Howard, 1967-74	21
	Leslie "Speedy" Duncan, 1964-69	21

## INTERCEPTION RETURN YARDS

1.	Gill Byrd, 1983-92	546
2.	Charlie McNeil, 1960-64	502
3.	Kenny Graham, 1964-69	477
4.	Joe Beauchamp, 1966-75	433
5.	Dick Harris, 1960-65	413
6.	Rodney Harrison, 1994-02	345
7.	Woodrowe Lowe, 1976-86	343
8.	Darren Carrington, 1991-94	337
9.	Leslie Duncan, 1964-69	322
10.	Glen Edwards, 1978-81	309

## INTERCEPTION RETURN TOUCHDOWNS

1.	Kenny Graham, 1964-69	5
	Dick Harris, 1960-65	5
3.	Woodrowe Lowe, 1976-86	4
4.	Eric Weddle, 2007-13	3
	Joe Beauchamp, 1966-75	3
6.	Shaun Phillips, 2004-12	2
	Demorrio Williams, 2012	2
	Antonio Cromartie, 2006-09	2
	Clinton Hart, 2004-09	2
	Donnie Edwards, 2002-06	2
	(9) others with 2 each	2

## TOUCHDOWNS SCORED

1.	LaDainian Tomlinson, 2001-09	153
2.	<b>Antonio Gates, 2003-17</b>	<b>112</b>
3.	Lance Alworth, 1962-70	83
4.	Gary Garrison, 1966-76	58
5.	Charlie Joiner, 1976-86	47
6.	Paul Lowe, 1960-68	46
7.	Kellen Winslow, 1979-87	45
	Chuck Muncie, 1980-84	45
9.	Wes Chandler, 1981-87	41
10.	Anthony Miller, 1988-93	40

## POINTS SCORED

1.	John Carney, 1990-00	1,076
2.	LaDainian Tomlinson, 2001-09	918
3.	Nate Kaeding, 2004-12	889
4.	Rolf Benirschke, 1977-86	766
5.	<b>Antonio Gates, 2003-17</b>	<b>672</b>
6.	Lance Alworth, 1962-70	500
7.	Nick Novak, 2011-14	459
8.	Dennis ParTEE, 1968-75	380
9.	Gary Garrison, 1966-76	348
10.	Charlie Joiner, 1976-86	282



### FIELD GOALS

1. John Carney, 1990-00.....	261
2. Nate Kaeding, 2004-12.....	180
3. Rolf Benirschke, 1977-86.....	146
4. Nick Novak, 2011-14, 17.....	110
5. Dennis Pardee, 1968-75.....	71
6. Josh Lambo, 2015-16.....	52
7. George Blair, 1961-64.....	50
8. Steve Christie, 2001-03.....	42
9. Ray Wersching, 1973-76.....	32
10. Dick Van Raaphorst, 1966-67.....	31

### FIELD GOAL ATTEMPTS

1. John Carney, 1990-00.....	320
2. Rolf Benirschke, 1977-86.....	208
3. Nate Kaeding, 2004-12.....	207
4. Nick Novak, 2011-14, 17.....	130
5. Dennis Pardee, 1968-75.....	121
6. George Blair, 1961-64.....	80
7. Ray Wersching, 1973-76.....	68
8. Josh Lambo, 2015-16.....	64
9. Dick Van Raaphorst, 1966-67.....	61
10. Steve Christie, 2001-03.....	57

### KICKOFF RETURN YARDS

1. Darren Sproles, 2005-10.....	6,469
2. Ronney Jenkins, 2000-02.....	3,997
3. Andre Coleman, 1994-96.....	3,914
4. Leslie "Speedy" Duncan, 1964-70.....	3,386
5. James Brooks, 1981-83.....	2,305
6. Kenny Bynum, 1997-00.....	2,182
7. Lionel James, 1984-88.....	2,094
8. Nate Lewis, 1990-93.....	2,047
9. Artie Owens, 1976-79.....	1,998
10. Tim Dwight, 2001-04.....	1,876

### KICKOFF RETURN TOUCHDOWNS

1. Andre Coleman, 1994-96.....	4
2. Ronney Jenkins, 2000-02.....	3
3. Darren Sproles, 2005-10.....	2
Anthony Miller, 1988-93.....	2
5. Micheal Spurlock, 2012.....	1
Tim Dwight, 2001-04.....	1
Richard Goodman, 2010-11.....	1
Rodney Harrison, 1994-02.....	1
Nate Lewis, 1990-93.....	1
Jamie Holland, 1987-89.....	1
Gary Anderson, 1985-88.....	1
Keith Lincoln, 1960-66.....	1

### KICKOFF RETURNS

1. Darren Sproles, 2005-10.....	258
2. Andre Coleman, 1994-96.....	166
3. Ronney Jenkins, 2000-02.....	165
4. Leslie "Speedy" Duncan, 1964-70.....	134
5. Kenny Bynum, 1997-00.....	107
6. James Brooks, 1981-83.....	105
7. Lionel James, 1984-88.....	99
8. Nate Lewis, 1990-93.....	92
9. Artie Owens, 1976-79.....	88
10. Tim Dwight, 2001-04.....	80

### PUNT RETURN YARDS

1. Mike Fuller, 1975-80.....	2,388
2. Leslie "Speedy" Duncan, 1964-70.....	1,651
3. Darrien Gordon, 1993-94, 96.....	1,407
4. Lionel James, 1984-88.....	1,193
5. Darren Sproles, 2005-10.....	935
6. Eric Parker, 2002-06.....	881
7. James Brooks, 1981-83.....	565
8. Tim Dwight, 2001-04.....	508
9. Eric Metcalf, 1997.....	489
10. Latario Rachal, 1998.....	387

### PUNT RETURN TOUCHDOWNS

1. Leslie "Speedy" Duncan, 1964-70.....	4
2. Eric Metcalf, 1997.....	3
Darrien Gordon, 1993-94, 96.....	3
4. Darren Sproles, 2005-10.....	2
Lionel James, 1984-88.....	2
Mike Fuller, 1975-80.....	2
Ron Smith, 1973.....	2
8. <b>Travis Benjamin, 2017.....</b>	<b>1</b>
Micheal Spurlock, 2012.....	1
Tim Dwight, 2001-04.....	1
Andre Coleman, 1994-96.....	1
(3) others with 1 each	

### PUNT RETURNS

1. Mike Fuller, 1975-80.....	212
2. Leslie "Speedy" Duncan, 1964-70.....	138
3. Lionel James, 1984-88.....	124
4. Darren Sproles, 2005-10.....	114
5. Eric Parker, 2002-06.....	105
6. Darrien Gordon, 1993-94, 96.....	103
7. James Brooks, 1981-83.....	52
8. Tim Dwight, 2001-04.....	46
9. Eric Metcalf, 1997.....	45
10. Nate Lewis, 1990-93.....	34
Kitrick Taylor, 1990-91.....	34

### MOST SEASONS

1. David Binn, 1994-10.....	17
2. Dan Fouts, 1973-87.....	15
<b>Antonio Gates, 2003-17.....</b>	<b>15</b>
Russ Washington, 1968-82.....	15
4. Doug Wilkerson, 1971-84.....	14
Don Macek, 1976-89.....	14
<b>Philip Rivers, 2004-17.....</b>	<b>14</b>
7. Mike Scifres, 2003-15.....	13
Junior Seau, 1990-02.....	13
10. Jamal Williams, 1998-09.....	12

### MOST GAMES PLAYED

1. David Binn, 1994-10.....	256
<b>2. Antonio Gates, 2003-17.....</b>	<b>216</b>
3. Junior Seau, 1990-02.....	200
Russ Washington, 1968-82.....	200
5. Mike Scifres, 2003-15.....	195
Doug Wilkerson, 1971-84.....	195
7. <b>Philip Rivers, 2004-17.....</b>	<b>192</b>
8. Dan Fouts, 1973-87.....	181
9. Quentin Jammer, 2002-12.....	172
10. Charlie Joiner, 1976-86.....	164
Woodrow Lowe, 1976-86.....	164





# SINGLE SEASON TOP-10



## RUSHING YARDS

1.	LaDainian Tomlinson, 2006	1,815
2.	LaDainian Tomlinson, 2002	1,683
3.	LaDainian Tomlinson, 2003	1,645
4.	LaDainian Tomlinson, 2007	1,474
5.	LaDainian Tomlinson, 2005	1,462
6.	Natrone Means, 1994	1,350
7.	LaDainian Tomlinson, 2004	1,335
8.	Ryan Mathews, 2013	1,255
9.	LaDainian Tomlinson, 2001	1,236
10.	Marion Butts, 1990	1,225

## RUSHING TOUCHDOWNS

1.	LaDainian Tomlinson, 2006	28
2.	Chuck Muncie, 1981	19
3.	LaDainian Tomlinson, 2005	18
4.	LaDainian Tomlinson, 2004	17
5.	LaDainian Tomlinson, 2007	15
6.	LaDainian Tomlinson, 2002	14
7.	LaDainian Tomlinson, 2003	13
8.	LaDainian Tomlinson, 2009	12
	Natrone Means, 1994	12
	Chuck Muncie, 1983	12
	Clarence Williams, 1979	12

## RUSHING ATTEMPTS

1.	LaDainian Tomlinson, 2002	372
2.	LaDainian Tomlinson, 2006	348
3.	Natrone Means, 1994	343
4.	LaDainian Tomlinson, 2005	339
	LaDainian Tomlinson, 2004	339
	LaDainian Tomlinson, 2001	339
7.	LaDainian Tomlinson, 2007	315
8.	LaDainian Tomlinson, 2003	313
9.	Earnest Jackson, 1984	296
10.	LaDainian Tomlinson, 2008	292

## TOTAL YARDS FROM SCRIMMAGE

1.	LaDainian Tomlinson, 2003	2,370
2.	LaDainian Tomlinson, 2006	2,323
3.	LaDainian Tomlinson, 2002	2,172
4.	LaDainian Tomlinson, 2007	1,949
5.	LaDainian Tomlinson, 2005	1,832
6.	LaDainian Tomlinson, 2004	1,776
7.	LaDainian Tomlinson, 2001	1,603
8.	Lance Alworth, 1965	1,590
9.	Natrone Means, 1994	1,585
10.	Ryan Mathews, 2011	1,546

## PASSING YARDS

1.	Dan Fouts, 1981	4,802
2.	Philip Rivers, 2015	4,792
3.	Dan Fouts, 1980	4,715
4.	Philip Rivers, 2010	4,710
5.	Philip Rivers, 2011	4,624
6.	Philip Rivers, 2013	4,478
7.	Philip Rivers, 2016	4,386
8.	Philip Rivers, 2014	4,286
9.	Philip Rivers, 2009	4,254
10.	Dan Fouts, 1979	4,082

## TOUCHDOWN PASSES

1.	Philip Rivers, 2008	34
2.	Philip Rivers, 2016	33
	Dan Fouts, 1981	33
4.	Philip Rivers, 2013	32
5.	Philip Rivers, 2014	31
6.	Philip Rivers, 2010	30
	Dan Fouts, 1980	30
8.	Philip Rivers, 2015	29
9.	Philip Rivers, 2009	28
10.	Philip Rivers, 2011	27
	Drew Brees, 2004	27
	Dan Fouts, 1985	27
	John Hadl, 1968	27

## PASS ATTEMPTS

1.	Philip Rivers, 2015	661
2.	Dan Fouts, 1981	609
3.	Dan Fouts, 1980	589
4.	Philip Rivers, 2011	582
5.	Philip Rivers, 2016	578
6.	Philip Rivers, 2014	570
7.	Philip Rivers, 2013	544
8.	Philip Rivers, 2010	541
9.	Dan Fouts, 1979	530
10.	Philip Rivers, 2012	527

## PASS COMPLETIONS

1.	Philip Rivers, 2015	437
2.	Philip Rivers, 2014	379
3.	Philip Rivers, 2013	378
4.	Philip Rivers, 2011	366
5.	Dan Fouts, 1981	360
6.	Philip Rivers, 2010	357
7.	Philip Rivers, 2016	349
8.	Dan Fouts, 1980	348
9.	Philip Rivers, 2012	338
10.	Dan Fouts, 1979	332

## PASSES INTERCEPTED

1.	John Hadl, 1968	32
2.	John Hadl, 1972	26
3.	John Hadl, 1971	25
	Jack Kemp, 1960	25
5.	Dan Fouts, 1980	24
	Dan Fouts, 1979	24
	John Hadl, 1962	24
8.	Dan Fouts, 1986	22
	John Hadl, 1967	22
	Jack Kemp, 1961	22

## RECEIVING YARDS

1.	Lance Alworth, 1965	1,602
2.	Lance Alworth, 1966	1,383
3.	John Jefferson, 1980	1,340
4.	Lance Alworth, 1968	1,312
5.	Kellen Winslow, 1980	1,290
6.	Anthony Miller, 1989	1,252
7.	Lance Alworth, 1964	1,235
8.	Tony Martin, 1995	1,224
9.	Lance Alworth, 1963	1,205
10.	Wes Chandler, 1985	1,199

## RECEIVING TOUCHDOWNS

1.	Tony Martin, 1996	14
	Lance Alworth, 1965	14
3.	Antonio Gates, 2004	13
	John Jefferson, 1980	13
	John Jefferson, 1978	13
	Lance Alworth, 1966	13
	Lance Alworth, 1964	13
8.	Antonio Gates, 2014	12
	Gary Garrison, 1970	12
10.	Lance Alworth, 1963	11

## RECEPTIONS

1.	LaDainian Tomlinson, 2003	100
2.	Tony Martin, 1995	90
3.	Antonio Gates, 2005	89
	Kellen Winslow, 1980	89
5.	Kellen Winslow, 1983	88
	Kellen Winslow, 1981	88
7.	Lionel James, 1985	86
8.	Tony Martin, 1996	85
9.	Anthony Miller, 1993	84
10.	John Jefferson, 1980	82

## QUARTERBACK SACKS (since 1982)

1.	Shawne Merriman, 2006	17
	Leslie O'Neal, 1992	17
3.	Lee Williams, 1986	15
4.	Lee Williams, 1989	14
5.	Leslie O'Neal, 1990	13.5
6.	Marcellus Wiley, 2001	13
7.	Shawne Merriman, 2007	12.5
	Leslie O'Neal, 1995	12.5
	Leslie O'Neal, 1994	12.5
	Leslie O'Neal, 1989	12.5
	Leslie O'Neal, 1986	12.5

## INTERCEPTIONS

1.	Antonio Cromartie, 2007	10
2.	Charlie McNeil, 1961	9
3.	Ryan McNeil, 2001	8
	Dick Harris, 1963	8
	Claude Gibson, 1962	8
	Bob Zeman, 1961	8
7.	Casey Hayward, 2016	7
	Darren Carrington, 1993	7
	Eric Weddle, 2011	7
	Gill Byrd, 1990	7
	(8) others with 7 each	

## INTERCEPTION RETURN YARDS

1.	Charlie McNeil, 1961	349
2.	Stanley Richard, 1994	224
3.	Vencie Glenn, 1987	166
4.	Gill Byrd, 1984	157
5.	Jeff Dale, 1986	153
6.	Darren Carrington, 1992	152
7.	Bob Laraba, 1961	151
8.	Woodrow Lowe, 1979	150
9.	Antonio Cromartie, 2007	144
10.	Dick Harris, 1961	140

## INTERCEPTION RETURN TOUCHDOWNS

1.	Dick Harris, 1961	3
2.	Demorrio Williams, 2012	2
	Clinton Hart, 2005	2
	Stanley Richard, 1994	2
	Gill Byrd, 1984	2
	Woodrow Lowe, 1979	2
	Kenny Graham, 1969	2
	Joe Beauchamp, 1968	2
	Bob Laraba, 1961	2
	Charlie McNeil, 1961	2

## TOUCHDOWNS SCORED

1.	LaDainian Tomlinson, 2006	31
2.	LaDainian Tomlinson, 2005	20
3.	Chuck Muncie, 1981	19
4.	LaDainian Tomlinson, 2007	18
	LaDainian Tomlinson, 2004	18
6.	LaDainian Tomlinson, 2003	17
7.	LaDainian Tomlinson, 2002	15
	Lance Alworth, 1964	15
9.	Tony Martin, 1996	14
	Lance Alworth, 1965	14

## POINTS SCORED

1.	LaDainian Tomlinson, 2006	186
2.	Nate Kaeding, 2009	146
3.	Nick Novak, 2013	144
4.	Nate Kaeding, 2006	136
5.	John Carney, 1994	135
6.	Nate Kaeding, 2008	127
7.	John Carney, 1993	124
8.	Nick Novak, 2011	122
9.	Josh Lambo, 2016	120
	LaDainian Tomlinson, 2005	120





### FIELD GOALS

1. Nick Novak, 2013.....	34
John Carney, 1994.....	34
3. Nate Kaeding, 2009.....	32
4. John Carney, 1999.....	31
John Carney, 1993.....	31
6. John Carney, 1996.....	29
7. Nick Novak, 2011.....	27
Nate Kaeding, 2008.....	27
9. Josh Lambo, 2016.....	26
Josh Lambo, 2015.....	26
(3) others with 26 each	

### FIELD GOAL ATTEMPTS

1. John Carney, 1993.....	40
2. John Carney, 1994.....	38
3. Nick Novak, 2013.....	37
4. John Carney, 1999.....	36
John Carney, 1996.....	36
Rolf Benirschke, 1980.....	36
7. Nate Kaeding, 2009.....	35
8. Nick Novak, 2011.....	34
9. Josh Lambo, 2016.....	32
Josh Lambo, 2015.....	32
(4) others with 32 each	

### KICKOFF RETURN YARDS

1. Ronney Jenkins, 2001.....	1,541
2. Ronney Jenkins, 2000.....	1,531
3. Darren Sproles, 2005.....	1,528
4. Andre Coleman, 1995.....	1,411
5. Darren Sproles, 2008.....	1,376
6. Darren Sproles, 2009.....	1,300
7. Andre Coleman, 1994.....	1,293
8. Darren Sproles, 2010.....	1,257
9. Tim Dwight, 2004.....	1,222
10. Andre Coleman, 1996.....	1,210

### KICKOFF RETURN TOUCHDOWNS

1. Ronney Jenkins, 2001.....	2
Andre Coleman, 1995.....	2
Andre Coleman, 1994.....	2
4. Micheal Spurlock, 2012.....	1
Richard Goodman, 2011.....	1
Darren Sproles, 2007, 2008.....	1
Tim Dwight, 2004.....	1
Ronney Jenkins, 2000.....	1
Rodney Harrison, 1997.....	1
Nate Lewis, 1991.....	1
(6) others with 1 each	

### KICKOFF RETURNS

1. Ronney Jenkins, 2000.....	67
2. Darren Sproles, 2005.....	63
3. Andre Coleman, 1995.....	62
4. Ronney Jenkins, 2001.....	58
5. Andre Coleman, 1996.....	55
6. Darren Sproles, 2009.....	54
7. Darren Sproles, 2008.....	53
8. Darren Sproles, 2010.....	51
9. Tim Dwight, 2004.....	50
Leon Johnson, 2003.....	50

### PUNT RETURN YARDS

1. Darrien Gordon, 1996.....	537
2. Eric Metcalf, 1997.....	489
3. Darrien Gordon, 1994.....	475
4. Leslie "Speedy" Duncan, 1965.....	464
5. Mike Fuller, 1979.....	448
6. Mike Fuller, 1978.....	436
Mike Fuller, 1976.....	436
8. Leslie "Speedy" Duncan, 1967.....	434
9. Mike Fuller, 1975.....	410
10. Lionel James, 1987.....	400

### PUNT RETURN TOUCHDOWNS

1. Eric Metcalf, 1997.....	3
2. Darrien Gordon, 1994.....	2
Ron Smith, 1973.....	2
Leslie "Speedy" Duncan, 1965.....	2
5. <b>Travis Benjamin, 2017</b> .....	<b>1</b>
Micheal Spurlock, 2012.....	1
Darren Sproles, 2007, 2009.....	1
Tim Dwight, 2001.....	1
Darrien Gordon, 1996.....	1
Andre Coleman, 1995.....	1
(10) others with 1 each	

### PUNT RETURNS

1. Mike Fuller, 1979.....	46
2. Eric Metcalf, 1997.....	45
3. Mike Fuller, 1978.....	39
4. Eric Parker, 2006.....	37
5. Darrien Gordon, 1996.....	36
Darrien Gordon, 1994.....	36
Mike Fuller, 1975.....	36
Leslie "Speedy" Duncan, 1967.....	36
9. Mike Fuller, 1976.....	33
10. Latario Rachal, 1998.....	32
Lionel James, 1987.....	32





# CHARGERS 10 LONGEST



## RUNS FROM SCRIMMAGE

- 87t — Melvin Gordon at New England Oct. 29, 2017
- 87t — Paul Lowe at Dallas Sept. 10, 1961
- 86t — Keith Lincoln at Oakland Sept. 30, 1962
- 85t — LaDainian Tomlinson vs. K.C. Dec. 17, 2006
- 83t — Michael Turner at Indianapolis Dec. 18, 2005
- 80t — Brad Hubbert vs. N.Y. Jets Dec. 24, 1967
- 76 — LaDainian Tomlinson vs. Den. Dec. 1, 2002
- 76t — Keith Lincoln at Kansas City Oct. 20, 1963
- 74t — Michael Turner at Denver Oct. 7, 2007
- 73t — LaDainian Tomlinson vs. Minn. Nov. 9, 2003
- Chuck Muncie at Seattle, Nov. 16, 1981

## PASS COMPLETIONS

- 99t — Humphries to Martin at Sea. Sept. 18, 1994
- 91t — Kemp to Lincoln at Denver Nov. 12, 1961
- 88t — Luther to Duckworth vs. Chi. Dec. 3, 1984
- 85t — Hadl to Alworth at Boston Oct. 17, 1965
- Rote to Alworth at Denver Oct. 6, 1963
- 84t — Hadl to Garrison at N.Y. Jets Oct. 5, 1968
- 83t — Leaf to Graham at Denver Nov. 19, 2000
- 82t — Rote to Alworth vs. N.Y. Jets Dec. 6, 1964
- 81t — Rivers to Sproles vs. Balt. Sept. 20, 2009
- Fouts to Joiner vs. Houston Oct. 17, 1976

## FIELD GOALS

- 57 — Nate Kaeding at Tampa Bay Dec. 21, 2008
- 55 — N. Kaeding vs. Kansas City Nov. 29, 2009
- 54 — Josh Lambo vs. Pittsburgh Oct. 12, 2015
- Nate Kaeding at Baltimore Oct. 1, 2006
- John Carney at Kansas City Sept. 17, 2000
- John Carney vs. Buffalo Sept. 6, 1998
- John Carney vs. Seattle Nov. 10, 1991
- 53 — Nick Novak vs. Denver Nov. 27, 2011
- Nate Kaeding at Atlanta Oct. 17, 2004
- Steve Christie at Buffalo Dec. 15, 2002
- John Carney vs. Seattle Sept. 1, 1996
- John Carney at N.Y. Jets Nov. 24, 1991
- (2) others with 53-yard field goals each

## PUNTS

- 82 — Paul Maguire vs. Dallas Nov. 19, 1961
- 73 — Dennis Partee at Denver Oct. 17, 1971
- 72 — Mike Scifres at Buffalo Sept. 21, 2014
- 71 — Mike Scifres vs. Oakland Nov. 10, 2011
- Mike Scifres at Baltimore Oct. 1, 2006
- Mike Scifres vs. Oakland Dec. 4, 2005
- Maury Buford at Denver Sept. 12, 1982
- John Hadl at Denver Nov. 8, 1964
- 70 — Mike Scifres vs. Baltimore Nov. 25, 2007
- 69 — (2x) Last: Drew Kaser vs. Denver Oct. 22, 2017

## INTERCEPTION RETURNS

- 103t — Vencie Glenn vs. Denver Nov. 29, 1987
- 102t — Donald Frank at L.A. Raiders Oct. 31, 1993
- 100t — Leslie Duncan vs. Kansas City Oct. 15, 1967
- 99t — Shaun Gayle at N.Y. Giants Dec. 23, 1995
- Stanley Richard at Denver Sept. 4, 1994
- Gill Byrd at Kansas City Oct. 4, 1984
- 90t — Jahleel Addae vs. Kansas City Jan. 1, 2017
- Desmond King at Dallas Nov. 23, 2017
- 83t — Willie Clark at Oakland Sept. 22, 1996
- 80t — Quentin Jammer vs. Denver Oct. 15, 2012
- Coy Bacon at Denver Nov. 11, 1973

## KICKOFF RETURNS

- 105t — Richard Goodman at Oakland Jan. 1, 2012
- 103t — Darren Sproles at Denver Sept. 14, 2008
- Keith Lincoln vs. N.Y. Titans Sept. 16, 1962
- 99t — Micheal Spurlock vs. Oakland Dec. 30, 2012
- 98t — Andre Coleman vs. San Francisco Jan. 29, 1995
- Gary Anderson at Denver, Nov. 17, 1985
- 95t — Nate Lewis vs. New Orleans, Nov. 17, 1991
- 94t — Jamie Holland vs. Kansas City Dec. 18, 1988
- 93t — Ronney Jenkins at Oakland Nov. 18, 2001
- R. Jenkins vs. New Orleans Sept. 10, 2000
- Anthony Miller at L.A. Rams, Nov. 20, 1988

## PUNT RETURNS

- 95t — Leslie Duncan vs. N.Y. Jets Nov. 24, 1968
- 90t — Darrien Gordon at L.A. Raiders Sept. 25, 1994
- 88t — Andre Coleman at Philadelphia Sept. 17, 1995
- Mike Fuller at New Orleans Oct. 9, 1977
- 85t — Eric Metcalf at Cincinnati Nov. 2, 1997
- 84t — Tim Dwight vs. Washington Sept. 9, 2001
- Ron Smith vs. New Orleans Nov. 18, 1973
- 83t — Eric Metcalf vs. Denver Nov. 30, 1997
- 82t — Paul Lowe at Boston Oct. 7, 1961
- 81t — Darrien Gordon vs. K.C. Sept. 29, 1996
- Lionel James vs. St. Louis, Sept. 20, 1987
- Leslie Duncan vs. Buffalo, Sept. 4, 1966

## FUMBLE RETURNS

- 86t — Eric Weddle vs. Atlanta Nov. 30, 2008
- 82t — Donnie Edwards at St. Louis Nov. 10, 2002
- 81t — Vencie Glenn vs. N.Y. Giants Oct. 22, 1989
- 79t — Marlon McCree vs. St. Louis Oct. 29, 2006
- 78t — Paul Bradford at San. Fran. Nov. 23, 1997
- 75t — Keith Browner (25 yds.) lateral to Sam Seale (50 yds.) at L.A. Rams Nov. 20, 1988
- Caraun Reid at Indianapolis Sept. 25, 2016
- 58t — Rick Redman vs. Miami Oct. 2, 1966
- 53t — Darrell Stuckey vs. New England Dec. 7, 2014
- 53 — Henry Rolling at L.A. Raiders Oct. 6, 1991

## BLOCKED PUNT RETURNS

- 35t — Bob Zeman at Boston Oct. 7, 1961
- 21t — Derrie Nelson vs. Dallas Nov. 13, 1983
- 19 — Pete Lazetich vs. Denver Sept. 24, 1972
- 5 — Gene Selawski at Oak. (at S.F.) Oct. 22, 1961
- 4 — Wayne Davis at Denver Nov. 17, 1985
- 3 — Steve Heiden at Carolina Dec. 17, 2000
- 0s — Carlos Polk at Arizona Sept. 22, 2002
- 0t — Jacob Hester at Kansas City Oct. 25, 2009
- Darryll Lewis vs. Indianapolis Sept. 26, 1999
- 0 — Corey Lynch at Oakland Sept. 10, 2012

## BLOCKED FIELD GOAL RETURNS

- 72t — Leslie Duncan vs. Denver Nov. 23, 1967
- 35 — Tom Day vs. Kansas City Oct. 15, 1967
- 28 — Jim Tolbert vs. St. Louis Nov. 15, 1971
- 27 — Kenny Graham at Kansas City Nov. 15, 1964
- 25 — Jeff Staggs vs. Houston, Oct. 25, 1970

## MISSED FIELD GOAL RETURNS

- 109t — Antonio Cromartie at Minnesota, Nov. 4, 2007 (NFL Record)





# OPPONENT 10 LONGEST



## RUNS FROM SCRIMMAGE

- 90t — Colin Kaepernick (at San Francisco) Dec. 20, 2014
- 89t — Kenny King (at Oakland) Oct. 12, 1980
- 81 — Billy Sims (Detroit) Sept. 30, 1984
- 77 — Napoleon Kaufman (at Oak.) Sept. 22, 1996
- 74t — Jack Spikes (at Dallas Texans) Sept. 10, 1961
- 71t — Corey Dillon (at Cincinnati) Nov. 2, 1997
- 69t — Kareem Hunt (K.C.) Sept. 24, 2017
- 69t — Herman Heard (at K.C.) Oct. 14, 1984
- 68 — Henry Bell (at Denver) Oct. 16, 1960
- 68 — LeGarrett Blount (Philadelphia) Oct. 1, 2017

## PASS COMPLETIONS

- 99t — Green to Boerigter (at K.C.) Dec. 22, 2002
- 98t — Lee to Dewveall (at Houston) Nov. 25, 1962
- 96t — Montana to Rice (San Fran.) Nov. 27, 1988
- 93t — Morton to Watson (at Denver) Sept. 27, 1981
- 90t — DeBerg to Birden (at K.C.) Nov. 18, 1990
- Davidson to Dorsey (Oakland) Dec. 2, 1962
- 89t — O'Donnell to Stone (at Pit.) Sept. 1, 1991
- 87t — Namath to Maynard (N.Y. Jets) Nov. 24, 1968
- Tripacko to Frazier (at Denver) Nov. 12, 1961
- 84t — Campbell to Kelly (Washington) Jan. 3, 2010
- (4) other completions of 84t yards

## INTERCEPTION RETURNS

- 102t — Louis Breeden (Cincinnati) Nov. 8, 1981
- 99t — Janoris Jenkins (St. Louis) Nov. 23, 2014
- Kevin Ross (Kansas City) Sept. 6, 1992
- 96t — Ray Griffin (at Cincinnati) Nov. 11, 1979
- 91t — Chad Greenway (at Minnesota) Sept. 27, 2015
- Fred Williamson (at Oakland) Sept. 30, 1962
- 90t — Leroy Butler (at Green Bay) Sept. 15, 1996
- Deion Sanders (San Fran.) Dec. 11, 1994
- 87t — Mark McMillian (Kansas City) Dec. 14, 1997
- 83t — Leonard Johnson (at Tampa Bay) Nov. 11, 2012

## FUMBLE RETURNS

- 68 — A.J. Duhe (Miami) Oct. 15, 1978
- 65t — Tony Carter (Denver) Oct. 15, 2012
- 64t — Tyvon Branch (at Oakland) Oct. 10, 2010
- 63t — Joey Browner (at Minnesota) Sept. 2, 1984
- 63 — Rob Ninkovich (New England) Oct. 24, 2010
- 62 — Carlton Gray (at Seattle) Oct. 27, 1996
- 59t — George Atkinson (at Oakland) Nov. 25, 1973
- 55t — Robert Lyles (at Houston) Dec. 6, 1987
- 54t — Mike Montgomery (Dallas) Nov. 5, 1972
- 52 — Ray Abruzzese (New York Jets) Dec. 4, 1965

## KICKOFF RETURNS

- 104t — Ira Mathews (at Oakland) Oct. 25, 1979
- 103t — Percy Harvin (vs. Minnesota) Sept. 11, 2011
- 101t — Leon Washington (at Seattle) Sept. 26, 2010
- Brian Mitchell (at Washington) Dec. 6, 1998
- 99t — Leon Washington (at Seattle) Sept. 26, 2010
- Byron Hanspard (Atlanta) Dec. 7, 1997
- 98t — Will Blackwell (Pittsburgh) Dec. 24, 2000
- 97t — Cassius Vaughn (at Denver) Jan. 2, 2011
- Tim Brown (at L.A. Raiders) Sept. 4, 1988
- 96t — Dante Hall (at Kansas City) Nov. 28, 2004

## PUNT RETURNS

- 95t — Tyreek Hill (Kansas City) Jan. 1, 2017
- 94t — Dexter McCluster (at Kansas City) Sept. 13, 2010
- 92t — Rick Upchurch (at Denver) Oct. 3, 1976
- 86t — Tamarick Vanover (at Kansas City) Oct. 9, 1995
- 82t — George Atkinson (at Oakland) Oct. 13, 1968
- 82 — Ray Buchanan (at Indianapolis) Nov. 3, 1996
- 81 — Dennis Northcutt (Cleveland) Nov. 5, 2006
- 80t — Phillip Buchanon (Oakland) Dec. 28, 2003
- 79t — Lemar Parrish (Cincinnati) Dec. 6, 1970
- 78 — Roger Bird (at Oakland) Oct. 29, 1967

## BLOCKED PUNT RETURNS

- 37t — Frank Warren (New Orleans) Nov. 17, 1991
- 29t — Adam Hayward (at Tampa Bay) Nov. 11, 2012
- 16 — Randy McClanahan (at Oakland) Sept. 18, 1977
- 15 — Walt Landers (Green Bay) Sept. 24, 1978
- 14 — Glen Cadrez (Kansas City) Oct. 13, 2002
- 9 — Tyrone Braxton (Denver) Oct. 2, 1988
- 5t — Hiram Eugene (at Oakland) Oct. 10, 2010
- 2t — Jerry Robinson (L.A. Raiders) Nov. 20, 1986
- 0s — Nick Schommer (Tennessee) Oct. 31, 2010
- Rock Cartwright (at Oakland) Oct. 10, 2010

## BLOCKED FIELD GOAL RETURNS

- 66 — Tommy Casanova (at Cincinnati) Sept. 22, 1974
- 65t — Matt Ware (at Philadelphia) Oct. 23, 2005
- 60 — Louis Wright (at Denver) Nov. 17, 1985
- 54t — Doug Evans (at Carolina) Dec. 17, 2000
- 42t — Ray McElroy (Indianapolis) Oct. 26, 1997
- 28 — John Barmlett (Denver) Nov. 27, 1966
- 17 — Charlie West (Minnesota) Dec. 5, 1971
- 16 — Mike Statton (Buffalo) Oct. 1, 1967
- Fletcher Smith (Kansas City) Oct. 15, 1967

## FIELD GOALS

- 58 — Dan Miller (Baltimore Colts) Dec. 26, 1982
- 56 — Sebastian Janikowski (at Oakland) Oct. 9, 2016
- 55 — Jason Elam (Denver) Nov. 7, 1999
- Gary Anderson (at Pittsburgh) Nov. 25, 1984
- 54 — Neil Rackers (at Cincinnati) Sept. 8, 2002
- Jason Elam (Denver) (3x) Last: Dec. 1, 2002
- Rian Lindell (Seattle) Dec. 30, 2001
- Sebastian Janikowski (Oakland) Oct. 29, 2000
- Kevin Butler (Chicago) Nov. 14, 1993
- John Kasay (at Seattle) Nov. 10, 1991
- Norm Johnson (at Seattle) Oct. 6, 1986
- Raul Allegre (at Indianapolis) Nov. 4, 1984
- Cody Parkey (Miami) Sept. 17, 2017

## PUNTS

- 81 — Dustin Colquitt (at Kansas City) Dec. 2, 2007
- 79 — Drew Butler (at Pittsburgh) Dec. 9, 2012
- 77 — Greg Montgomery (Houston) Sept. 19, 1993
- 75 — Kevin Huber (Cincinnati) Dec. 1, 2013
- 74 — Bob Grupp (at Kansas City) Nov. 4, 1979
- 73 — Shane Lechler (Oakland) Sept. 28, 2003
- 72 — Ryan Plackemeier (at Seattle) Dec. 24, 2006
- Chris Gardocki (Indianapolis) Oct. 26, 1997
- Bob Scarpitto (at Denver) Oct. 22, 1967
- Jerrel Wilson (Kansas City) Sept. 29, 1963







# OPPONENT TOP PERFORMANCES



## TEAM RUSHING YARDS (250+)

- 378 — at Minnesota Nov. 4, 2007
- 355 — at San Francisco Dec. 20, 2014
- 328 — at Denver Nov. 28, 1975
- 294 — Kansas City Dec. 18, 1966
- 277 — at Seattle Nov. 22, 1987
- Houston Sept. 23, 1962
- 275 — Cleveland Sept. 29, 1985
- 273 — at Detroit Oct. 22, 1978
- 266 — at Houston Sept. 18, 1960
- 262 — Kansas City Oct. 27, 1974
- 256 — New England Oct. 16, 1977
- 255 — at Pittsburgh Oct. 31, 1976
- 251 — Oakland Dec. 5, 2010
- New York Jets Sept. 4, 1983
- at Houston Sept. 28, 1975

## TEAM RUSHING ATTEMPTS (50+)

- 61 — at Chicago Oct. 25, 1981
- 60 — at Denver Nov. 30, 1975
- 59 — at Oakland Sept. 18, 1977
- 56 — at Seattle Sept. 18, 1983
- at Houston Sept. 28, 1975
- 55 — at Denver Oct. 17, 1971
- 54 — at Seattle Nov. 22, 1987
- 53 — Kansas City Nov. 12, 1978
- 52 — Oakland Dec. 5, 2010
- at Pittsburgh Oct. 31, 1976
- 51 — Denver Nov. 27, 2011
- New York Jets Sept. 4, 1983
- New England Oct. 16, 1977
- Oakland Oct. 5, 1975

## TOTAL NET YARDS (500+)

- 614 — at St. Louis Oct. 1, 2000 (163 R & 451 P)
- 591 — Seattle Dec. 29, 2002 (163 R & 428 P)
- 553 — at Oakland Sept. 22, 1996 (182 R & 371 P)
- 545 — Cincinnati Nov. 12, 2006 (128 R & 417 P)
- 537 — Kansas City Dec. 11, 1983 (131 R & 406 P)
- 536 — at Denver Nov. 19, 2000 (93 R & 443 P)
- 528 — at Minnesota Nov. 4, 2007 (378 R & 150 P)
- 526 — Minnesota Oct. 11, 1981 (93 R & 444 P)
- 524 — at St. Louis Nov. 10, 2002 (71 R & 453 P)
- 522 — Denver Nov. 29, 1987 (175 R & 347 P)
- 520 — at Oakland Jan. 1, 2012 (103 R & 417 P)
- 512 — at Seattle Oct. 6, 1986 (218 R & 294 P)
- 511 — at Philadelphia Sept. 15, 2013 (89 R & 422 P)
- 510 — N.Y. Titans Nov. 24, 1968 (142 R & 368 P)
- 506 — at Kansas City Oct. 14, 1984 (146 R & 360 P)
- 505 — at Denver Sept. 7, 1962 (121 R & 384 P)
- 504 — at New England Sept. 18, 2011 (94 R & 410 P)
- 503 — at Denver Jan. 3, 2016 (210 R & 293 P)
- 500 — at Washington Nov. 3, 2013 (209 R & 291 P)

## INDIVIDUAL RUSHING YARDS (145+)

- 296 — Adrian Peterson (at Minnesota) Nov. 4, 2007
- 183 — Hoyle Granger (Houston) Dec. 4, 1966
- 181 — Priest Holmes (Kansas City) Nov. 4, 2001
- 178 — Terrell Davis (Denver) Nov. 30, 1997
- 176 — Terrell Davis (at Denver) Nov. 19, 1995
- 172 — Kareem Hunt (K.C.) Sept. 24, 2017
- 169 — Eric Dickerson (Indianapolis) Oct. 23, 1988
- Curt Warner (Seattle) Sept. 15, 1985
- 165 — Rashard Mendenhall (at Pit.) Oct. 4, 2009
- 162 — Priest Holmes (Kansas City) Nov. 30, 2003
- 161 — Mike Garrett (Kansas City) Dec. 18, 1966
- 159 — Clinton Portis (Denver) Dec. 1, 2002
- 158 — Frank Gore (at San Francisco) Dec. 20, 2014
- 157 — Michael Bush (Oakland) Nov. 10, 2011
- 151 — Colin Kaepernick (at San Francisco) Dec. 20, 2014
- 146 — Willie Parker (at Pittsburgh) Jan. 11, 2009
- Woody Green (Kansas City) Oct. 27, 1974

## INDIVIDUAL RUSHING ATTEMPTS (35+)

- 36 — Walter Payton (at Chicago) Oct. 25, 1981
- 35 — Eric Dickerson (at Indianapolis) Nov. 8, 1987

## TEAM PASSING YARDS—GROSS (400+)

- 465 — at St. Louis Oct. 1, 2000
- 462 — at Denver Nov. 19, 2000
- 457 — St. Louis Sept. 20, 1987
- 453 — at St. Louis Nov. 10, 2002
- 450 — vs. Philadelphia Nov. 15, 2009
- 449 — Seattle Dec. 29, 2002
- 444 — Minnesota Oct. 11, 1981
- 440 — at Cincinnati Nov. 12, 2006
- 428 — at Philadelphia Sept. 15, 2013
- 424 — at Los Angeles Raiders Oct. 31, 1993
- 423 — at New England Sept. 18, 2011
- 417 — at Oakland Jan. 1, 2012
- 416 — Cincinnati Dec. 20, 1982
- 411 — Kansas City Dec. 11, 1983
- 404 — Indianapolis Sept. 26, 1999
- 402 — at Indianapolis Jan. 13, 2008
- 400 — at Oakland Sept. 22, 1996

## TEAM PASS COMPLETIONS (35+)

- 40 — Cincinnati Dec. 20, 1982
- 39 — Tennessee Oct. 3, 2004
- 37 — Kansas City Oct. 9, 1994
- 36 — at Denver Sept. 14, 2008
- Tampa Bay Dec. 12, 2004
- Jacksonville Oct. 10, 2004
- Seattle Dec. 29, 2002
- at St. Louis Nov. 10, 2002
- New England Sept. 29, 2002
- at Denver Nov. 19, 2000
- at Denver Sept. 4, 1994
- 35 — Philadelphia Nov. 15, 2009
- at Philadelphia Oct. 23, 2005
- at Oakland Oct. 20, 2002

## TEAM PASSING ATTEMPTS (50+)

- 61 — St. Louis Sept. 20, 1987
- 58 — Tennessee Oct. 3, 2004
- at Denver Nov. 19, 2000
- 57 — at Oakland Sept. 22, 1996
- at Cleveland Sept. 7, 1981
- 56 — Philadelphia Nov. 15, 2009
- Indianapolis Nov. 11, 2007
- Cincinnati Dec. 20, 1982
- 55 — Kansas City Oct. 9, 1994
- Houston Sept. 24, 1961
- Houston Nov. 13, 1960
- 54 — at Philadelphia Oct. 23, 2005
- Jacksonville Oct. 10, 2004
- at New England Oct. 14, 2001
- Indianapolis Sept. 26, 1999
- at Kansas City Nov. 24, 1996
- Kansas City Sept. 29, 1996
- at Pittsburgh Jan. 15, 1995
- 53 — Kansas City Jan. 2, 2005
- Seattle Dec. 29, 2002
- New England Sept. 29, 2002
- 51 — at Cincinnati Jan. 5, 2014
- Baltimore Nov. 25, 2012
- at New York Giants Oct. 2, 1983
- New York Jets Sept. 28, 1969
- 50 — Denver Oct. 13, 2016
- Jacksonville Sept. 18, 2016
- at Denver Sept. 14, 2008
- Tampa Bay Dec. 12, 2004
- at Buffalo Oct. 15, 2000 (OT)
- at Denver Nov. 17, 1985
- at Denver Sept. 7, 1962

## INDIVIDUAL PASSING YARDS (400+)

- 462 — Gus Frerotte (at Denver) Nov. 19, 2000
- 457 — Neil Lomax (St. Louis) Sept. 20, 1987
- 453 — Marc Bulger (at St. Louis) Nov. 10, 2002
- 450 — Donovan McNabb (Phi.) Nov. 15, 2009
- 449 — Matt Hasselbeck (Seattle) Dec. 29, 2002
- 444 — Tommy Kramer (Minnesota) Oct. 11, 1981
- 440 — Carson Palmer (at Cincinnati) Nov. 12, 2006
- 428 — Michael Vick (at Philadelphia) Sept. 15, 2013
- 424 — Jeff Hostetler (at L.A. Raiders) Oct. 31, 1993
- 423 — Tom Brady (at New England) Sept. 18, 2011
- 417 — Carson Palmer (at Oakland) Jan. 1, 2012
- 416 — Ken Anderson (Cincinnati) Dec. 20, 1982
- 411 — Bill Kenney (Kansas City) Dec. 11, 1983
- 404 — Peyton Manning (Indianapolis) Sept. 26, 1999
- 402 — Peyton Manning (at Ind.) Jan. 13, 2008

## INDIVIDUAL PASSING ATTEMPTS (50+)

- 61 — Neil Lomax (St. Louis) Sept. 20, 1987
- 58 — Billy Volek (Tennessee) Oct. 3, 2004
- Gus Frerotte (at Denver) Nov. 19, 1994
- 57 — Brian Sipe (at Cleveland) Sept. 7, 1981
- 56 — Peyton Manning (Indianapolis) Nov. 11, 2007
- Ken Anderson (Cincinnati) Dec. 20, 1982
- 55 — Donovan McNabb (Phi.) Nov. 15, 2009
- Joe Montana (Kansas City) Oct. 9, 1994
- George Blanda (Houston) Nov. 13, 1960
- 54 — Donovan McNabb (at Phi.), Oct. 23, 2005
- Byron Leftwich (Jacksonville), Oct. 10, 2004
- Tom Brady (at New England), Oct. 14, 2001
- Peyton Manning (Ind.) Sept. 26, 1999
- Neil O'Donnell (at Pittsburgh) Jan. 15, 1995
- 53 — Trent Green (Kansas City) Jan. 2, 2005
- Matt Hasselbeck (Seattle) Dec. 29, 2002
- Tom Brady (New England) Sept. 29, 2002
- 51 — Andy Dalton (at Cincinnati) Jan. 5, 2014
- Joe Flacco (Baltimore) Nov. 25, 2012
- Scott Brunner (at N.Y. Giants) Oct. 2, 1983
- Joe Namath (New York Jets) Sept. 28, 1969
- 50 — Trevor Siemian (Denver) Oct. 13, 2016
- Blake Bortles (Jacksonville) Sept. 18, 2016
- Jay Cutler (at Denver) Sept. 14, 2008
- Brian Griese (Tampa Bay) Dec. 12, 2004
- John Elway (at Denver) Nov. 17, 1985

## INDIVIDUAL RECEIVING YARDS (170 YARDS+)

- 309 — Stephone Paige (at Kansas City) Dec. 22, 1985
- 260 — Chad Johnson (at Cincinnati) Nov. 12, 2006
- 214 — Charley Hennigan (at Houston) Dec. 3, 1961
- 197 — Carlos Carson (Kansas City) Oct. 25, 1987
- 196 — Marvin Harrison (Indianapolis) Sept. 26, 1999
- 193 — DeSean Jackson (at Philadelphia) Sept. 15, 2013
- Larry Brunson (at Kansas City) Nov. 10, 1974
- 187 — Rod Smith (at Denver) Nov. 19, 2000
- 178 — Eddie Brown (Cincinnati) Sept. 16, 1990
- Steve Watson (at Denver) Sept. 27, 1981
- 176 — Brian Brennan (at Cleveland) Dec. 21, 1986
- 174 — Julio Jones (at Atlanta) Oct. 23, 2016
- T.Y. Hilton (at Indianapolis) Sept. 25, 2016
- Art Monk (Washington) Sept. 21, 1986
- 173 — Derrick Alexander (Kansas City) Nov. 22, 1998
- Todd Christensen (L.A. Raiders) Nov. 20, 1986
- 172 — Pierre Garcon (at Washington) Nov. 3, 2013
- 171 — Terrell Owens (San Francisco) Nov. 17, 2002
- Jerry Rice (San Francisco) Nov. 27, 1988
- Lionel Taylor (Denver) Dec. 10, 1960
- 170 — Eric Moulds (at Buffalo) Oct. 15, 2000 (OT)



**INDIVIDUAL TOUCHDOWNS—TOTAL (4+)**

- 4 — Harvey Williams (Oakland) Nov. 16, 1997
- Daryl Turner (Seattle) Sept. 22, 1985
- Marcus Allen (at L.A. Raiders) Sept. 24, 1984
- Frank Jackson (Kansas City) Dec. 13, 1964

**INDIVIDUAL RUSHING TOUCHDOWNS (3+)**

- 3 — Darrel Young (at Washington) Nov. 3, 2013
- Adrian Peterson (at Minnesota) Nov. 4, 2007
- Tatum Bell (Denver) Dec. 31, 2005
- Bam Morris (Kansas City) Nov. 22, 1998
- Gaston Green (at Denver) Sept. 22, 1991
- Marcus Allen (at L.A. Raiders) Oct. 28, 1985
- Marcus Allen (at L.A. Raiders) Sept. 24, 1984
- Booker Russell (at Oakland) Oct. 25, 1979
- Chuck Foreman (at Minnesota) Nov. 23, 1975
- Charlie Evans (at N.Y. Giants) Nov. 7, 1971
- George Blanda (at Houston) Sept. 18, 1960

**INDIVIDUAL TOUCHDOWN PASSES (4+)**

- 6 — Steve Young (San Francisco) Jan. 29, 1995
- 5 — Gus Frerotte (at Denver) Nov. 19, 2000
- Elvis Grbac (at Kansas City) Sept. 17, 2000
- Dave Kreig (Seattle) Sept. 15, 1985
- Marc Wilson (L.A. Raiders) Oct. 12, 1984
- 4 — Derek Carr (at Oakland) Oct. 12, 2014
- Peyton Manning (Denver) Nov. 10, 2013
- Drew Brees (at New Orleans) Oct. 7, 2012
- Aaron Rodgers (Green Bay) Nov. 6, 2011
- Carson Palmer (at Cincinnati) Dec. 26, 2010
- Jay Cutler (at Denver) Sept. 14, 2008
- Brett Favre (Green Bay) Dec. 14, 2003
- Jon Kitna (Cincinnati) Nov. 23, 2003
- Daunte Culpepper (Minnesota) Nov. 9, 2003
- Marc Bulger (at St. Louis) Nov. 10, 2002
- Rich Gannon (at Oakland) Nov. 18, 2001
- Kurt Warner (at St. Louis) Oct. 1, 2000
- Jeff George (at Minnesota) Nov. 28, 1999
- Rich Gannon (at Oakland) Nov. 14, 1999
- John Elway (Denver) Nov. 29, 1998
- John Elway (at Denver) Dec. 21, 1997
- Drew Bledsoe (at New England) Aug. 31, 1997
- 34 — Drew Bledsoe (New England) Dec. 1, 1996
- John Elway (at Denver) Oct. 6, 1996
- Dave Kreig (Seattle) Dec. 14, 1986
- Mark Malone (at Pittsburgh) Nov. 24, 1984
- 33 — Bill Kenney (Kansas City) Dec. 11, 1983
- 32 — Tommy Kramer (Minnesota) Oct. 11, 1981
- Craig Morton (at Denver) Sept. 27, 1981
- 31 — Jim Zorn (at Seattle) Nov. 27, 1977
- 30 — Joe Namath (New York Jets) Dec. 24, 1967
- Daryle Lamonica (Oakland) Dec. 3, 1967
- Len Dawson (Kansas City) Dec. 13, 1964
- George Blanda (at Houston) Dec. 3, 1961

**INDIVIDUAL TOUCHDOWN RECEPTIONS (3+)**

- 4 — Jerry Rice (San Francisco) Jan. 29, 1995
- Darryl Turner (Seattle) Sept. 22, 1985
- Frank Jackson (Kansas City) Dec. 13, 1964
- 3 — Emanuel Sanders (at Denver) Oct. 23, 2014
- Demaryius Thomas (Denver) Nov. 10, 2013
- Marques Colston (at New Orleans) Oct. 7, 2012
- Plaxico Burress (at New York Jets) Oct. 23, 2011
- Chad Johnson (Cincinnati) Nov. 23, 2003
- Shannon Sharpe (Denver) Nov. 16, 2003
- Isaac Bruce (at St. Louis) Nov. 10, 2002
- Jerry Rice (at Oakland) Nov. 18, 2001
- Sylvester Morris (at K.C.) Sept. 17, 2000
- Shannon Sharpe (at Denver) Oct. 6, 1996
- John Stallworth (at Pit.) Nov. 24, 1984
- Steve Largent (Seattle) Oct. 29, 1984
- Todd Christensen (L.A. Raiders) Dec. 1, 1983
- Gene Washington (at S.F.) Sept. 17, 1972
- Don Maynard (N.Y. Jets) Dec. 24, 1967
- Art Powell (at L.A. Raiders) Dec. 8, 1963
- Charley Hennigan (at Houston) Dec. 3, 1961

**TEAM SACKS (7+)**

- 10 — at Los Angeles Rams Oct. 4, 1970
- 8 — Green Bay Sept. 24, 1978
- at Washington Sept. 16, 1973
- Kansas City Dec. 8, 1968
- 7 — at Kansas City Dec. 28, 2014
- at St. Louis Oct. 17, 2010
- Kansas City Dec. 14, 1997
- Carolina Sept. 14, 1997
- at L.A. Raiders Oct. 18, 1987
- at Oakland Raiders Oct. 12, 1980
- Buffalo Nov. 20, 1960

**INDIVIDUAL SACKS (4+)**

- 4.5 — Hugh Douglas (Philadelphia) Oct. 18, 1998
- 4 — Justin Houston (at Kansas City) Dec. 28, 2014
- Kameron Wimbley (Oakland) Nov. 10, 2011
- Derrick Thomas (at K.C.) Nov. 8, 1992
- Al Baker (at Detroit) Oct. 22, 1978
- Wilbur Young (Kansas City) Oct. 19, 1975
- Ron Carpenter (Cincinnati) Sept. 30, 1973
- Lionel Aldridge (Green Bay) Oct. 12, 1970

**INDIVIDUAL INTERCEPTIONS (3+)**

- 4 — Kwamie Lassiter (at Arizona) Dec. 27, 1998
- Joe Lavender (at Washington) Dec. 7, 1980
- Vernon Perry (Houston) Dec. 29, 1979
- Willie Buchanon (Green Bay) Sept. 24, 1978
- Bobby Ply (at Dallas) Dec. 16, 1962
- 3 — Darryl Williams (at Seattle) Sept. 21, 1997
- Lloyd Burruss (at Kansas City) Oct. 19, 1986
- Kenny Easley (Seattle) Oct. 29, 1984
- Marc Murphy (Washington) Oct. 31, 1983
- Steve Foley (at Denver) Sept. 27, 1981
- Joe Lavender (at Washington) Dec. 7, 1980
- David Grayson (Oakland) Oct. 26, 1969
- David Grayson (at Oakland), Oct. 29, 1967
- Ron Hall (Boston) Sept. 20, 1964
- Carl Charon (at Buffalo) Oct. 13, 1962

**TOTAL FIRST DOWNS (30+)**

- at Denver Sept. 14, 2008
- Seattle Dec. 29, 2002
- at Denver Nov. 19, 2000
- at Seattle Nov. 22, 1987
- 33 — Cincinnati Nov. 23, 2003
- 32 — at Pittsburgh Oct. 4, 2009
- at Cincinnati Sept. 22, 1985
- 31 — Denver Nov. 29, 1987
- 30 — at Indianapolis Dec. 26, 2004
- at New England Oct. 14, 2001
- at Denver Sept. 4, 1994
- Seattle Sept. 15, 1985

**TIME OF POSSESSION (40:00)**

- 48:50 — at Chicago Oct. 25, 1981 (OT)
- 44:11 — at Denver Nov. 16, 2003
- 41:52 — at Dallas Oct. 26, 1980
- 41:48 — L.A. Raiders Nov. 21, 1993
- 41:35 — at Seattle Nov. 22, 1987
- 41:19 — Denver Nov. 29, 1987
- 40:20 — at Pittsburgh Oct. 4, 2009
- 40:03 — at Washington Nov. 3, 2013
- 40:02 — Kansas City Nov. 12, 1978 (OT)





***NFL***  
***STATS***





WASHINGTON REDSKINS / WEEK 13 / THROUGH MONDAY, DECEMBER 4, 2017

WON 5, LOST 7				* RUSHING				No.	Yds	Avg	Long	TD					
09/10	L 17-30	Philadelphia	78,685	Perine	125	465	3.7	30	1								
09/17	W 27-20	at L.A. Rams	56,612	Thompson	64	294	4.6	61t	2								
09/24	W 27-10	Oakland	77,123	Kelley	62	194	3.1	21	3								
10/02	L 20-29	at Kansas City	74,587	Cousins	39	151	3.9	18	3								
10/15	W 26-24	San Francisco	75,568	Crowder	6	35	5.8	11	0								
10/23	L 24-34	at Philadelphia	69,596	B. Marshall LG	9	32	3.6	11	0								
10/29	L 19-33	Dallas	78,428	B. Marshall TM	9	32	3.6	11	0								
11/05	W 17-14	at Seattle	68,927	M. Brown TM	8	29	3.6	11	0								
11/12	L 30-38	Minnesota	74,476	Paul	2	4	2.0	5	0								
11/19	L 31-34 OT	at New Orleans	73,138	TEAM	315	1204	3.8	61t	9								
11/23	W 20-10	N.Y. Giants	73,210	OPPONENTS	330	1412	4.3	36t	10								
11/30	L 14-38	at Dallas	91,712	* RECEIVING	No.	Yds	Avg	Long	TD								
12/10		at L.A. Chargers		Crowder	51	628	12.3	41	1								
12/17		Arizona		Thompson	39	510	13.1	74	4								
12/24		Denver		Grant	36	417	11.6	40t	4								
12/31		at N.Y. Giants		V. Davis	35	542	15.5	69	1								
		Wash.	Opp.	Reed	27	211	7.8	20	2								
TOTAL FIRST DOWNS				226	229	24	354	14.8	52t	5							
		Rushing		54	73	20	240	12.0	44t	1							
		Passing		155	135	13	125	9.6	25	1							
		Penalty		17	21	10	68	6.8	32	0							
		3rd Down: Made/Att		57/157	64/159	6	36	6.0	12	0							
		3rd Down Pct.		36.3	40.3	6	36	6.0	12	0							
		4th Down: Made/Att		7/13	6/10	4	62	15.5	36t	1							
		4th Down Pct.		53.8	60.0	4	60	15.0	31	0							
POSSESSION AVG.				30:43	29:17	4	18	4.5	9	0							
TOTAL NET YARDS				4197	4081	1	11	11.0	11	0							
		Avg. Per Game		349.8	340.1	1	7	7.0	7t	1							
		Total Plays		763	749	275	3289	12.0	74	21							
		Avg. Per Play		5.5	5.4	239	2856	11.9	69	20							
NET YARDS RUSHING				1204	1412	No.	Yds	Avg	Long	TD							
		Avg. Per Game		100.3	117.7	4	4	1.0	3	0							
		Total Rushes		315	330	3	32	10.7	31	0							
NET YARDS PASSING				2993	2669	1	24	24.0	24t	1							
		Avg. Per Game		249.4	222.4	1	10	10.0	10	0							
		Sacked/Yards Lost		35/296	29/187	1	2	2.0	2	0							
		Gross Yards		3289	2856	1	0	0.0	0	0							
		Att./Completions		413/275	390/239	1	0	0.0	0	0							
		Completion Pct.		66.6	61.3	12	72	6.0	31	1							
		Had Intercepted		8	12	8	143	17.9	53t	2							
PUNTS/AVERAGE				55/44.7	55/43.9	* PUNTING	No.	Yds	Avg	Net	TB	In	Lg	B			
		NET PUNTING AVG.		55/37.5	55/41.3	Way	55	2457	44.7	37.5	5	23	62	0			
		PENALTIES/YARDS		71/533	81/721	TEAM	55	2457	44.7	37.5	5	23	62	0			
		FUMBLES/BALL LOST		25/12	12/4	OPPONENTS	55	2413	43.9	41.3	2	19	61	0			
TOUCHDOWNS				31	35	* PUNT RETURNS	Ret	FC	Yds	Avg	Long	TD					
		Rushing		9	10	Crowder	18	16	92	5.1	18	0					
		Passing		21	20	Hall	2	0	7	3.5	7	0					
		Returns		1	5	Harris	0	1	0	---	---	0					
* SCORE BY PERIODS				Q1	Q2	Q3	Q4	OT	PTS	TEAM	20	17	99	5.0	18	0	
		TEAM		60	89	44	79	0	272	OPPONENTS	24	19	296	12.3	83t	1	
		OPPONENTS		33	101	67	110	3	314	* KICKOFF RETURNS	No.	Yds	Avg	Long	TD		
* SCORING				TD-Ru-Pa-Rt	K-PAT	FG	S	PTS	Thompson	8	165	20.6	29	0			
		Rose		0	0	0	0	17/18	10/11	0	47	Breeland	3	59	19.7	24	0
		Hopkins		0	0	0	0	12/13	9/11	0	39	B. Marshall LG	3	67	22.3	29	0
		Thompson		6	2	4	0	0	0	36	B. Marshall TM	3	67	22.3	29	0	
		Doctson		5	0	5	0	0	0	30	Harris	2	37	18.5	24	0	
		Grant		4	0	4	0	0	0	24	Perine	2	48	24.0	28	0	
		Cousins		3	3	0	0	0	0	18	Fuller	1	12	12.0	12	0	
		Kelley		3	3	0	0	0	0	18	Kelley	1	16	16.0	16	0	
		Perine		2	1	1	0	0	0	12	TEAM	20	404	20.2	29	0	
		Reed		2	0	2	0	0	0	12	OPPONENTS	19	374	19.7	34	0	
		Crowder		1	0	1	0	0	0	6	* FIELD GOALS	1-19	20-29	30-39	40-49	50+	
		V. Davis		1	0	1	0	0	0	6	Hopkins	1/ 1	4/ 4	1/ 1	3/ 3	0/ 2	
		Harris		1	0	1	0	0	0	6	Rose	0/ 0	5/ 5	3/ 4	1/ 1	1/ 1	
		Kerrigan		1	0	0	1	0	0	6	TEAM	1/ 1	9/ 9	4/ 5	4/ 4	1/ 3	
		Pryor		1	0	1	0	0	0	6	OPPONENTS	0/ 0	6/ 6	6/ 7	6/12	5/ 5	
		Sprinkle		1	0	1	0	0	0	6	Hopkins: (33G)(41G,22G,51N)(52N,23G,28G)(19G,						
		TEAM		31	9	21	1	29/31	19/22	0	272	40G)(48G,21G)(())(())(())(())					
		OPPONENTS		35	10	20	5	29/30	23/30	1	314	Rose: (())(())(())(27G)(38G,42G,36B)(28G)(28G,21G,					
		2-Pt Conv: TM		0-0,	OPP	2-5						55G)(38G)(28G,33G)(					
		SACKS: Kerrigan		9,	Smith	5,	Ioannidis	3.5,				OPP: (50G,42G,37G)(32G,40G)(22G)(46N,26G,32G,					
		Z. Brown		2.5,	Galette	2,	Lanier	2,	McClain	2,		43G)(52G,47N)(50G,42G,45N)(49N,36G,48G,27G,37G)					
		Allen		1,	Foster	0.5,	Harvey-Clemons	0.5,				(44N,39N,49N)(53G)(52G,29G,42G,28G)(30G)(24G)					
		Hood		0.5,	Swearinger	0.5,	TM	29,	OPP	35							
		FUM/LOST: Cousins		12/5,	Crowder	6/3,											
		Thompson		3/2,	V. Davis	1/1,	Perine	1/1,									
		Reed		1/0,	Swearinger	1/0											
* PASSING				Att	Cmp	Yds	Cmp%	Yds/Att	TD	TD%	Int	Int%	Long	Sack/Lost	Rating		
		Cousins		413	275	3289	66.6	7.96	21	5.1	8	1.9	74	35/ 296	99.6		
		TEAM		413	275	3289	66.6	7.96	21	5.1	8	1.9	74	35/ 296	99.6		
		OPPONENTS		390	239	2856	61.3	7.32	20	5.1	12	3.1	69	29/ 187	87.9		

WEEK 13 / THROUGH MONDAY, DECEMBER 4, 2017

TEAM RANKINGS

American Football Conference

	Offense			Defense		
	Total	Rush	Pass	Total	Rush	Pass
Balt.	15	6	16	4	8	3
Buff.	12	3	15	13	12	12
Cin.	16	16	13	7	14	6
Cleve.	11	10	11	5	3	8
Denver	10	8	8	3	2	4
Hou.	6	5	6	10	5	10
Ind.	13	12	14	15	7	16
Jax	5	*1	10	*1	9	*1
K.C.	2	7	4	16	15	14
<b>L.A.-C</b>	<b>4</b>	<b>14</b>	<b>2</b>	<b>8</b>	<b>16</b>	<b>5</b>
Miami	14	15	9	9	10	7
N.E.	*1	4	*1	14	13	15
Jets	8	9	7	12	11	9
Oak.	7	13	5	11	6	11
Pitt.	3	11	3	2	4	2
Tenn.	9	2	12	6	1	13

National Football Conference

	Offense			Defense		
	Total	Rush	Pass	Total	Rush	Pass
Ariz.	12	16	6	7	5	10
Atl.	5	6	7	4	10	1
Car.	10T	4	13	3	3	2
Chi.	16	7	16	8	8	6
Dallas	10T	3	15	11	6	12
Det.	9	15	3	14	11	14
G.B.	14	9	14	12	7	13
Rams	3	8	4	9	14	3
Minn.	4	5	9	1	2	4
N.O.	1	2	1	6	9	5
Giants	15	13	12	16	16	15
Phil.	2	1	10	2	*1	9
S.F.	13	11	11	13	15	11
Sea.	6	10	5	5	4	8
T.B.	8	14	2	15	13	16
Wash.	7	12	8	10	12	7

National Football League

	Offense			Defense		
	Total	Rush	Pass	Total	Rush	Pass
Ariz.	20	32	10	13	9	18
Atl.	8	11	11	8	18	6
Balt.	30	12T	31	7	16	3
Buff.	26	8	30	27	25	24
Car.	18T	5	25	6	4	7
Chi.	32	12T	32	14	15	12
Cin.	31	30	26	16	28	8
Cleve.	24	19	23	10	6	17
Dallas	18T	4	29	21	12	21
Denver	23	17	19	5	5	4
Det.	15	31	6	26	19	27
G.B.	25	16	27	24	14	26
Hou.	14	10	16	20	10	22
Ind.	27	24	28	29	13	32
Jax	11	*1	21	*1	20	*1
K.C.	6	15	9	30	30	28
<b>L.A.-C</b>	<b>9</b>	<b>26</b>	<b>2</b>	<b>17</b>	<b>31</b>	<b>5</b>
Rams	4	14	7	15	27	9
Miami	29	29	20	18	21	15
Minn.	5	6	13	2	2	10
N.E.	*1	9	*1	28	26	29
N.O.	2	3	3	12	17	11
Giants	28	27	22	32	32	30
Jets	17	18	18	23	24	20
Oak.	16	25	15	22	11	23
Phil.	3	2	14	3	*1	16
Pitt.	7	20	4	4	8	2
S.F.	21	22	17	25	29	19
Sea.	10	21	8	9	7	14
T.B.	13	28	5	31	23	31
Tenn.	22	7	24	11	3	25
Wash.	12	23	12	19	22	13

T = Tied for position

\* = League Leader



**WEEK 13 / THROUGH MONDAY, DECEMBER 4, 2017**

<b>OFFENSE</b>	<b>Det.</b>	<b>T.B.</b>	<b>Tenn.</b>	<b>Ariz.</b>	<b>NY-J</b>	<b>Denv.</b>	<b>Wash.</b>	<b>LA-C</b>
GAMES (Won-Lost)	6-6	4-8	8-4	5-7	5-7	3-9	5-7	6-6
FIRST DOWNS	224	254	223	237	217	217	226	246
Rushing	45	54	75	42	56	60	54	55
Passing	160	178	118	161	133	139	155	166
Penalty	19	22	30	34	28	18	17	25
YDS GAINED (tot)	4045	4196	3894	3938	3948	3784	4197	4357
Avg per Game	337.1	349.7	324.5	328.2	329.0	315.3	349.8	363.1
RUSHING (net)	939	1057	1465	919	1282	1288	1204	1119
Avg per Game	78.3	88.1	122.1	76.6	106.8	107.3	100.3	93.3
Rushes	280	291	328	287	327	318	315	302
Yards per Rush	3.4	3.6	4.5	3.2	3.9	4.1	3.8	3.7
PASSING (net)	3106	3139	2429	3019	2666	2496	2993	3238
Avg per Game	258.8	261.6	202.4	251.6	222.2	208.0	249.4	269.8
Passes Att.	429	454	372	462	386	440	413	436
Completed	274	276	233	270	262	253	275	277
Pct Completed	63.9	60.8	62.6	58.4	67.9	57.5	66.6	63.5
Yards Gained	3326	3293	2585	3237	2911	2760	3289	3325
Sacked	39	27	27	35	35	39	35	13
Yards Lost	220	154	156	218	245	264	296	87
Had intercepted	8	9	14	14	8	18	8	7
Yards Opp Ret	204	104	223	287	50	371	143	95
Opp TDs on Int	4	0	2	2	0	2	2	0
PUNTS	53	56	54	64	63	60	55	55
Avg Yards	44.0	42.3	51.4	46.7	46.9	44.2	44.7	48.5
PUNT RETURNS	27	18	26	29	27	31	20	22
Avg Return	15.7	9.0	10.0	6.4	5.1	8.5	5.0	8.0
Returned for TD	2	0	0	0	0	0	0	1
KICKOFF RETURNS	18	12	22	22	24	29	20	23
Avg Return	18.8	21.8	19.7	19.8	20.4	22.8	20.2	18.8
Returned for TD	0	0	0	0	0	0	0	0
PENALTIES	74	76	69	87	93	91	71	79
Yards Penalized	669	590	646	709	847	724	533	681
FUMBLES BY	17	18	7	14	21	20	25	13
Fumbles Lost	9	6	6	6	9	9	12	3
Opp Fumbles	13	20	17	15	16	7	12	16
Opp Fum Lost	8	11	6	4	7	4	4	6
POSS. TIME (avg)	30:11	29:38	30:03	29:46	31:05	30:39	30:43	29:30
TOUCHDOWNS	35	27	27	24	29	22	31	32
Rushing	6	5	16	5	11	5	9	7
Passing	22	19	11	18	18	14	21	21
Returns	7	3	0	1	0	3	1	4
EXTRA-PT KICKS	30/31	19/21	26/27	19/21	27/27	20/20	29/31	28/31
2-PT CONVERSIONS	1/4	1/6	0/0	1/2	1/2	0/2	0/0	0/1
FIELD GOALS/FGA	24/28	20/27	26/31	18/25	21/25	18/24	19/22	16/24
POINTS SCORED	314	243	266	219	266	206	272	268

<b>DEFENSE</b>	<b>Det.</b>	<b>T.B.</b>	<b>Tenn.</b>	<b>Ariz.</b>	<b>NY-J</b>	<b>Denv.</b>	<b>Wash.</b>	<b>LA-C</b>
POINTS ALLOWED	308	288	282	310	288	315	314	212
OPP FIRST DOWNS	255	244	251	230	240	203	229	226
Rushing	86	70	53	61	60	46	73	76
Passing	144	157	178	147	142	130	135	127
Penalty	25	17	20	22	38	27	21	23
OPP YARDS GAINED	4323	4627	3942	3964	4242	3547	4081	4025
Avg per Game	360.3	385.6	328.5	330.3	353.5	295.6	340.1	335.4
OPP RUSHING(net)	1379	1419	1034	1194	1436	1104	1412	1557
Avg per Game	114.9	118.3	86.2	99.5	119.7	92.0	117.7	129.8
Rushes	328	330	297	322	335	327	330	324
Yards per Rush	4.2	4.3	3.5	3.7	4.3	3.4	4.3	4.8
OPP PASSING(net)	2944	3208	2908	2770	2806	2443	2669	2468
Avg per Game	245.3	267.3	242.3	230.8	233.8	203.6	222.4	205.7
Passes Att.	413	418	463	433	411	367	390	411
Completed	262	280	284	264	243	228	239	257
Pct Completed	63.4	67.0	61.3	61.0	59.1	62.1	61.3	62.5
Sacked	23	17	29	28	24	26	29	35
Yards Lost	146	100	174	187	132	141	187	205
INTERCEPTED BY	11	10	10	11	10	7	12	15
Yards Returned	192	190	124	207	145	204	72	222
Returned for TD	3	1	0	1	0	2	1	2
OPP PUNT RETURNS	21	20	30	36	32	26	24	35
Avg return	7.0	6.2	7.5	11.6	10.6	10.0	12.3	7.9
OPP KICKOFF RET	32	28	19	26	19	15	19	36
Avg return	21.7	23.0	27.0	19.4	21.9	25.2	19.7	25.5
OPP TOUCHDOWNS	37	33	30	35	35	37	35	22
Rushing	16	12	5	11	8	6	10	9
Passing	16	19	22	20	24	26	20	13
Returns	5	2	3	4	3	5	5	0

**WEEK 13 / THROUGH MONDAY, DECEMBER 4, 2017**

<b>OFFENSE</b>	<b>NFL/Avg</b>
GAMES (Won-Lost)	---
FIRST DOWNS	232.3
Rushing	67.0
Passing	141.7
Penalty	23.6
YDS GAINED (tot)	4037.8
Avg per Game	336.5
RUSHING (net)	1312.0
Avg per Game	109.3
Rushes	320.4
Yards per Rush	4.1
PASSING (net)	2725.8
Avg per Game	227.2
Passes Att.	409.9
Completed	256.6
Pct Completed	62.6
Yards Gained	2911.5
Sacked	28.6
Yards Lost	185.7
Had intercepted	9.8
Yards Opp Ret	153.6
Opp TDs on Int	1.1
PUNTS	56.2
Avg Yards	45.6
PUNT RETURNS	24.5
Avg Return	8.3
Returned for TD	0.3
KICKOFF RETURNS	22.8
Avg Return	22.0
Returned for TD	0.1
PENALTIES	80.8
Yards Penalized	696.7
FUMBLES BY	15.4
Fumbles Lost	6.6
Opp Fumbles	15.4
Opp Fum Lost	6.6
POSS. TIME (avg)	30:00
TOUCHDOWNS	29.1
Rushing	8.8
Passing	17.8
Returns	2.5
EXTRA POINTS(tot)	94%
Kicks Made/2Pt	41%
FIELD GOALS/FGA	21/25
POINTS SCORED	264.5

<b>DEFENSE</b>	<b>NFL/Avg</b>
POINTS ALLOWED	264.5
OPP FIRST DOWNS	232.3
Rushing	67.0
Passing	141.7
Penalty	23.6
OPP YARDS GAINED	4037.8
Avg per Game	336.5
OPP RUSHING(net)	1312.0
Avg per Game	109.3
Rushes	320.4
Yards per Rush	4.1
OPP PASSING(net)	2725.8
Avg per Game	227.2
Passes Att.	409.9
Completed	256.6
Pct Completed	62.6
Sacked	28.6
Yards Lost	185.7
INTERCEPTED BY	9.8
Yards Returned	153.6
Returned for TD	1.1
OPP PUNT RETURNS	24.5
Avg return	8.3
OPP KICKOFF RET	22.8
Avg return	22.0
OPP TOUCHDOWNS	29.1
Rushing	8.8
Passing	17.8
Returns	2.5

**WEEK 13 / THROUGH MONDAY, DECEMBER 4, 2017**

**AFC / TEAM/OFFENSE RANK**

Tm	(A)	(B)	(C)	(D)	(E)	(F)	(G)	(H)	(I)	(J)	(K)	(L)	(M)	(N)	(O)	(P)	(Q)
BAL	15	16	6	9	16	16	10	5	10	15	2t	1	1	8	6	6	6
BUF	12	14	3	6	15	13	9	15	14	5	15	5	8	9	5	11	7
CIN	16	10	16	16	13	7	7	10	16	13	7t	4	12	7	10	12	8
CLE	11	12	10	4	11	15	16	11	7	16	4t	12	4	5	12	16	15
DEN	10	13	8	7	8	14	15	12	11t	7	13t	8	5	13	14	14	14
HOU	6	9	5	8	6	8	12	14	2	8	6	3	11	3	4	4	13
IND	13	15	12	15	14	11	8	16	15	9	11	16	7	11	3	15	1
JAC	5	7	1	2	10	10	4	4	5	10	1	6	3	14	13	3	11
KC	2	1	7	1	4	3	2	8	6	11	16	10	6	10	9	2	2
LAC	4	3	14	13	2	2	3	1	4	4	7t	9	15	4	8	7	16
MIA	14	11	15	12	9	12	14	7	13	14	13t	11	9	12	7	13	3
NE	1	2	4	5	1	1	1	6	1	1	7t	7	2	16	16	1	4
NYJ	8	8	9	11	7	6	5	13	11t	3	2t	15	13	6	11	8t	9
OAK	7	5	13	10	5	5	6	3	8	2	12	13	10	2	2	10	12
PIT	3	4	11	14	3	4	11	2	3	6	7t	14	16	15	15	5	5
TEN	9	6	2	3	12	9	13	9	9	12	4t	2	14	1	1	8t	10

**AFC / OPPONENT/DEFENSE RANK**

Tm	(A)	(B)	(C)	(D)	(E)	(F)	(G)	(H)	(I)	(J)	(K)	(L)	(M)	(N)	(O)	(P)	(Q)	(R)	(S)
BAL	4	3	8	4	3	5	1	4	4	3	4t	11	4	6	6	2	10t	3	11
BUF	13	9	12	11	12	9	5	16	15	10	10	1	10	2	1	10	16	12	15
CIN	7	2	14	7	6	3	13	5	11	14	9	15	9	12	3	6	12	9	14
CLE	5	7	3	1	8	12	15	10	8	9	16	13	1	4	5	13	7	16	10
DEN	3	4	2	2	4	7	12	7	3	1	4t	12	14	13	7	15	8	14	5
HOU	10	14	5	8	10	14	6	6	5	4	13t	16	13	15	12	14	13	7	6
IND	15	16	7	5	16	16	8	15	12	15	13t	3	2	14	15	16	6	15	16
JAC	1	1	9	14	1	1	2	1	2	2	8	10	12	9	9	1	15	2	1
KC	16	13	15	10	14	13	11	14	16	13	11t	6	3	1	2	7	5	6	9
LAC	8	8	16	15	5	2	3	3	7	12	2	8	15	7	8	3	10t	5	4
MIA	9	11	10	13	7	11	14	13	9	7	4t	4	7	11	10	12	2	13	13
NE	14	15	13	16	15	8	7	9	14	11	7	2	6	3	4	5	1	1	3
NYJ	12	10	11	12	9	10	9	11	10	8	1	14	11	8	11	11	3	10	12
OAK	11	12	6	6	11	15	16	12	6	16	11t	5	5	10	13	8	9	11	8
PIT	2	6	4	9	2	4	4	2	1	6	3	9	8	5	14	4	4	4	2
TEN	6	5	1	3	13	6	10	8	13	5	15	7	16	16	16	9	14	8	7

- (A) Total Yards per Game
- (B) Yards per Play
- (C) Rushing Yards per Game
- (D) Rushing Yards per Attempt
- (E) Passing Net Yards per Game
- (F) Passing Net Yards per Play
- (G) Passing, Percent Had Intercepted
- (H) Sacks per Pass Play
- (I) First Downs per Game
- (J) Third Down Efficiency
- (K) Fourth Down Efficiency
- (L) Punt Return Average
- (M) Kickoff Return Average
- (N) Gross Punting Average
- (O) Net Punting Average
- (P) Points per Game
- (Q) Field Goal Percentage
- (R) Points per Game Differential
- (S) Net Yards per Game Differential



WEEK 13 / THROUGH MONDAY, DECEMBER 4, 2017

NFL / TEAM/OFFENSE RANK

Tm	(A)	(B)	(C)	(D)	(E)	(F)	(G)	(H)	(I)	(J)	(K)	(L)	(M)	(N)	(O)	(P)	(Q)
BAL	30	32	12t	18	31	32	23	9	24	30	4t	2	1	14	12	13	9
BUF	26	30	8	13	30	29	21	30	28	13	29	11	13	15	11	23	11
CIN	31	21	30	30	26	16	17	22	30	27	12t	7	21	11	19	24t	12
CLE	24	27	19	9	23	31	32	25	18	32	7t	26	8	7	21	32	30
DEN	23	29	17	15	19	30	31	26	25t	16	27t	16	10	24	25	27	26
HOU	14	19	10	17	16	17	28	29	4t	17	9t	6	20	3	8	8	23
IND	27	31	24	28	28	23	19	32	29	20	21	32	12	17	5	28	2
JAC	11	16	1	6	21	19	14	8	11	21	2	14	7	25	24	7	21
KC	6	2	15	2	9	7	4	17	16	23	31	21	11	16	17	6	4
LAC	9	6	26	26	2	5	7	1	8	12	12t	19	31	4	16	17	31t
MIA	29	26	29	25	20	24	30	12	27	29	27t	22	15	22	15	26	5t
NE	1	3	9	12	1	2	1	11	1	4	12t	15	3	30	28	4	7
NYJ	17	17	18	20	18	15	15	27	25t	11	4t	30	23	8	20	18t	18
OAK	16	10	25	19	15	12	16	6	20t	9	22	27	16	2	3	21	22
PIT	7	8	20	27	4	8	26	3	6	14	12t	29	32	29	27	12	8
TEN	22	15	7	7	24	18	29	18	23	24	7t	5	27	1	1	18t	19
ARI	20	23	32	32	10	20	27	20	14t	19	23	23	26	12	29	24t	29
ATL	8	4	11	8	11	4	13	5	9	3	26	17	19	18	10	14	14t
CAR	18t	20	5	11	25	21	25	19	12	6	24t	18	18	10	4	16	1
CHI	32	25	12t	10	32	28	22	24	32	28	20	8	17	9	26	30	31t
DAL	18t	18	4	3	29	22	20	15	14t	5	16	10	4	28	9	10	10
DET	15	14	31	31	6	11	9	28	22	22	32	1	30	26	18	5	14t
GB	25	22	16	5	27	26	24	31	17	10	6	20	9	19	6	20	24
LAR	4	5	14	16	7	3	6	7	13	7	24t	9	2	6	2	1t	3
MIN	5	9	6	21	13	6	3	2	3	1	30	4	5	32	23	11	14t
NO	2	1	3	1	3	1	2	4	4t	15	1	25	28	5	7	3	20
NYG	28	28	27	23	22	27	8	14	31	31	18	28	25	23	31	31	28
PHI	3	7	2	4	14	9	5	16	2	2	3	3	22	13	13	1t	17
SF	21	24	22	14	17	25	18	21	19	26	17	13	29	27	14	29	5t
SEA	10	12	21	22	8	14	12	13	10	8	9t	24	6	20	22	9	25
TB	13	13	28	29	5	13	11	10	7	18	19	12	14	31	30	22	27
WAS	12	11	23	24	12	10	10	23	20t	25	11	31	24	21	32	15	13

- (A) Total Yards per Game
- (B) Yards per Play
- (C) Rushing Yards per Game
- (D) Rushing Yards per Attempt
- (E) Passing Net Yards per Game
- (F) Passing Net Yards per Play
- (G) Passing, Percent Had Intercepted
- (H) Sacks per Pass Play
- (I) First Downs per Game
- (J) Third Down Efficiency
- (K) Fourth Down Efficiency
- (L) Punt Return Average
- (M) Kickoff Return Average
- (N) Gross Punting Average
- (O) Net Punting Average
- (P) Points per Game
- (Q) Field Goal Percentage

WEEK 13 / THROUGH MONDAY, DECEMBER 4, 2017

NFL / OPPONENT/DEFENSE RANK

Tm	(A)	(B)	(C)	(D)	(E)	(F)	(G)	(H)	(I)	(J)	(K)	(L)	(M)	(N)	(O)	(P)	(Q)	(R)	(S)
BAL	7	5	16	9	3	8	1	6	6	5	9t	22	6	11	11	3	19t	7	21
BUF	27	21	25	20	24	20	8	31	31	17	17	2	17	3	2	19	31	24	30
CIN	16	4	28	14	8	5	24	9	21t	26	16	27	14	22	5	10t	22	18	28
CLE	10	12	6	1	17	23	28	22	15	16	29	25	2	8	10	26t	14t	32	20
DEN	5	6	5	2	4	15	22	17	5	2	9t	23	28	23t	14	31	16t	30	12
HOU	20	28	10	16	22	28	11	14	8t	6	25t	31	22	30	26	28	27	16	14
IND	29	31	13	11	32	32	14	30	24	27	25t	7	3	27	31	32	12	31	31
JAC	1	1	20	28	1	1	2	1	2	4	14t	21	21	19	18	1	30	4	4
KC	30	27	30	19	28	27	20	29	32	25	22t	15	4	2	3	15	11	13	18t
LAC	17	15	31	31	5	4	3	5	12	24	6	19	29	16	15	4	19t	10	11
MIA	18	24	21	25	15	22	26	27	18	10	9t	11	10	21	21	24t	3	26	26
NE	28	30	26	32	29	19	13	21	26t	20	13	5	9	7	7	9	2	3	8t
NYJ	23	22	24	23	20	21	15	23	19	12	2t	26	20	18	25	21t	4	19	23
OAK	22	25	11	13	23	29	32	25	11	29	22t	12	8	20	28	16	18	21	17
PIT	4	9	8	17	2	6	6	2	1	8t	7t	20	12	10	30	5	9	8t	5
TEN	11	8	3	4	25	11	19	20	25	7	28	18	32	32	32	18	28t	17	16
ARI	13	11	9	6	18	14	12	19	14	23	18	28	5	25	29	29	32	27	15
ATL	8	10	18	27	6	3	31	11	28	18	25t	13	30	28	24	13	14t	12	6
CAR	6	14	4	15	7	12	29	4	3	8t	7t	3	18	26	20	10t	13	11	10
CHI	14	13	15	12	12	16	30	8	16	21	30	29	27	29	23	14	28t	25	29
DAL	21	18	12	21	21	17	27	10	23	30	12	1	19	15	9	20	7	15	18t
DET	26	26	19	18	27	24	10	26	29t	11	20t	16	16	17	1	26t	5	14	22
GB	24	23	14	10	26	26	18	15	26t	28	31	6	25	1	6	17	23t	20	27
LAR	15	16	27	30	9	10	5	3	8t	13	20t	8	13	12	4	7t	1	2	7
MIN	2	2	2	3	10	7	21	18	7	1	19	9	26	14	16	2	25	6	2
NO	12	19	17	29	11	13	9	7	10	15	2t	30	31	6	13	12	8	5	3
NYG	32	29	32	26	30	30	23	28	20	22	4	24	15	9	22	23	10	29	32
PHI	3	3	1	5	16	2	4	16	4	3	5	14	23	13	8	6	16t	1	1
SF	25	17	29	8	19	25	25	24	29t	31	32	4	11	23t	12	24t	23t	28	24
SEA	9	7	7	7	14	9	17	13	17	14	14t	17	1	5	17	7t	26	8t	8t
TB	31	32	23	24	31	31	16	32	21t	32	1	10	24	31	27	21t	21	23	25
WAS	19	20	22	22	13	18	7	12	13	19	22t	32	7	4	19	30	6	22	13

- (A) Total Yards per Game
- (B) Yards per Play
- (C) Rushing Yards per Game
- (D) Rushing Yards per Attempt
- (E) Passing Net Yards per Game
- (F) Passing Net Yards per Play
- (G) Passing, Percent Had Intercepted
- (H) Sacks per Pass Play
- (I) First Downs per Game
- (J) Third Down Efficiency
- (K) Fourth Down Efficiency
- (L) Punt Return Average
- (M) Kickoff Return Average
- (N) Gross Punting Average
- (O) Net Punting Average
- (P) Points per Game
- (Q) Field Goal Percentage
- (R) Points per Game Differential
- (S) Net Yards per Game Differential

WEEK 13 / THROUGH MONDAY, DECEMBER 4, 2017

**AFC / TOTAL OFFENSE**

Rank	Team	Total	Rushing	Passing	Total	Rushing	Passing
1)	New England	4958	1447	3511	413.2	120.6	292.6
2)	Kansas City	4419	1351	3068	368.3	112.6	255.7
3)	Pittsburgh	4411	1237	3174	367.6	103.1	264.5
4)	Los Angeles Chargers	4357	1119	3238	363.1	93.3	269.8
5)	Jacksonville	4266	1793	2473	355.5	149.4	206.1
6)	Houston	4187	1404	2783	348.9	117.0	231.9
7)	Oakland	4014	1120	2894	334.5	93.3	241.2
8)	New York Jets	3948	1282	2666	329.0	106.8	222.2
9)	Tennessee	3894	1465	2429	324.5	122.1	202.4
10)	Denver	3784	1288	2496	315.3	107.3	208.0
11)	Cleveland	3703	1270	2433	308.6	105.8	202.8
12)	Buffalo	3557	1464	2093	296.4	122.0	174.4
13)	Indianapolis	3552	1189	2363	296.0	99.1	196.9
14)	Miami	3511	1016	2495	292.6	84.7	207.9
15)	Baltimore	3462	1386	2076	288.5	115.5	173.0
16)	Cincinnati	3370	962	2408	280.8	80.2	200.7

**AFC / TOTAL DEFENSE**

Rank	Team	Total	Rushing	Passing	Total	Rushing	Passing
1)	Jacksonville	3390	1385	2005	282.5	115.4	167.1
2)	Pittsburgh	3536	1186	2350	294.7	98.8	195.8
3)	Denver	3547	1104	2443	295.6	92.0	203.6
4)	Baltimore	3735	1352	2383	311.3	112.7	198.6
5)	Cleveland	3927	1163	2764	327.3	96.9	230.3
6)	Tennessee	3942	1034	2908	328.5	86.2	242.3
7)	Cincinnati	4009	1485	2524	334.1	123.8	210.3
8)	Los Angeles Chargers	4025	1557	2468	335.4	129.8	205.7
9)	Miami	4079	1398	2681	339.9	116.5	223.4
10)	Houston	4086	1257	2829	340.5	104.8	235.8
11)	Oakland	4152	1259	2893	346.0	104.9	241.1
12)	New York Jets	4242	1436	2806	353.5	119.7	233.8
13)	Buffalo	4339	1445	2894	361.6	120.4	241.2
14)	New England	4508	1449	3059	375.7	120.8	254.9
15)	Indianapolis	4560	1301	3259	380.0	108.4	271.6
16)	Kansas City	4586	1553	3033	382.2	129.4	252.8



**WEEK 13 / THROUGH MONDAY, DECEMBER 4, 2017**

**NFL / TOTAL OFFENSE**

Rank	Team	Total	Rushing	Passing	Total	Rushing	Passing
1)	New England	4958	1447	3511	413.2	120.6	292.6
2)	New Orleans	4903	1711	3192	408.6	142.6	266.0
3)	Philadelphia	4621	1720	2901	385.1	143.3	241.8
4)	Los Angeles Rams	4472	1382	3090	372.7	115.2	257.5
5)	Minnesota	4445	1474	2971	370.4	122.8	247.6
6)	Kansas City	4419	1351	3068	368.3	112.6	255.7
7)	Pittsburgh	4411	1237	3174	367.6	103.1	264.5
8)	Atlanta	4382	1387	2995	365.2	115.6	249.6
9)	Los Angeles Chargers	4357	1119	3238	363.1	93.3	269.8
10)	Seattle	4304	1233	3071	358.7	102.8	255.9
11)	Jacksonville	4266	1793	2473	355.5	149.4	206.1
12)	Washington	4197	1204	2993	349.8	100.3	249.4
13)	Tampa Bay	4196	1057	3139	349.7	88.1	261.6
14)	Houston	4187	1404	2783	348.9	117.0	231.9
15)	Detroit	4045	939	3106	337.1	78.3	258.8
16)	Oakland	4014	1120	2894	334.5	93.3	241.2
17)	New York Jets	3948	1282	2666	329.0	106.8	222.2
18t)	Carolina	3944	1533	2411	328.7	127.8	200.9
18t)	Dallas	3944	1665	2279	328.7	138.8	189.9
20)	Arizona	3938	919	3019	328.2	76.6	251.6
21)	San Francisco	3927	1209	2718	327.3	100.8	226.5
22)	Tennessee	3894	1465	2429	324.5	122.1	202.4
23)	Denver	3784	1288	2496	315.3	107.3	208.0
24)	Cleveland	3703	1270	2433	308.6	105.8	202.8
25)	Green Bay	3671	1303	2368	305.9	108.6	197.3
26)	Buffalo	3557	1464	2093	296.4	122.0	174.4
27)	Indianapolis	3552	1189	2363	296.0	99.1	196.9
28)	New York Giants	3520	1069	2451	293.3	89.1	204.3
29)	Miami	3511	1016	2495	292.6	84.7	207.9
30)	Baltimore	3462	1386	2076	288.5	115.5	173.0
31)	Cincinnati	3370	962	2408	280.8	80.2	200.7
32)	Chicago	3309	1386	1923	275.8	115.5	160.3

**NFL / TOTAL DEFENSE**

Rank	Team	Total	Rushing	Passing	Total	Rushing	Passing
1)	Jacksonville	3390	1385	2005	282.5	115.4	167.1
2)	Minnesota	3469	932	2537	289.1	77.7	211.4
3)	Philadelphia	3518	817	2701	293.2	68.1	225.1
4)	Pittsburgh	3536	1186	2350	294.7	98.8	195.8
5)	Denver	3547	1104	2443	295.6	92.0	203.6
6)	Carolina	3571	1063	2508	297.6	88.6	209.0
7)	Baltimore	3735	1352	2383	311.3	112.7	198.6
8)	Atlanta	3852	1358	2494	321.0	113.2	207.8
9)	Seattle	3854	1180	2674	321.2	98.3	222.8
10)	Cleveland	3927	1163	2764	327.3	96.9	230.3
11)	Tennessee	3942	1034	2908	328.5	86.2	242.3
12)	New Orleans	3961	1354	2607	330.1	112.8	217.3
13)	Arizona	3964	1194	2770	330.3	99.5	230.8
14)	Chicago	3998	1346	2652	333.2	112.2	221.0
15)	Los Angeles Rams	4008	1474	2534	334.0	122.8	211.2
16)	Cincinnati	4009	1485	2524	334.1	123.8	210.3
17)	Los Angeles Chargers	4025	1557	2468	335.4	129.8	205.7
18)	Miami	4079	1398	2681	339.9	116.5	223.4
19)	Washington	4081	1412	2669	340.1	117.7	222.4
20)	Houston	4086	1257	2829	340.5	104.8	235.8
21)	Dallas	4111	1294	2817	342.6	107.8	234.8
22)	Oakland	4152	1259	2893	346.0	104.9	241.1
23)	New York Jets	4242	1436	2806	353.5	119.7	233.8
24)	Green Bay	4258	1343	2915	354.8	111.9	242.9
25)	San Francisco	4263	1487	2776	355.3	123.9	231.3
26)	Detroit	4323	1379	2944	360.3	114.9	245.3
27)	Buffalo	4339	1445	2894	361.6	120.4	241.2
28)	New England	4508	1449	3059	375.7	120.8	254.9
29)	Indianapolis	4560	1301	3259	380.0	108.4	271.6
30)	Kansas City	4586	1553	3033	382.2	129.4	252.8
31)	Tampa Bay	4627	1419	3208	385.6	118.3	267.3
32)	New York Giants	4690	1568	3122	390.8	130.7	260.2

WEEK 13 / THROUGH MONDAY, DECEMBER 4, 2017

**AFC / TAKEAWAYS, GIVEAWAYS**

Rank	Team	TAKEAWAYS			GIVEAWAYS			Net Diff
		Int	Fum	Total	Int	Fum	Total	
1)	Baltimore	20	9	29	11	4	15	= +14
2)	Jacksonville	16	11	27	8	7	15	= +12
3)	Los Angeles Chargers	15	6	21	7	3	10	= +11
4)	New England	11	6	17	4	4	8	= +9
5t)	Buffalo	13	7	20	9	5	14	= +6
5t)	Kansas City	9	5	14	6	2	8	= +6
7)	Indianapolis	10	6	16	9	6	15	= +1
8)	New York Jets	10	7	17	8	9	17	= 0
9)	Pittsburgh	12	4	16	13	4	17	= -1
10)	Tennessee	10	6	16	14	6	20	= -4
11)	Cincinnati	8	3	11	8	9	17	= -6
12t)	Houston	10	5	15	14	9	23	= -8
12t)	Oakland	1	8	9	9	8	17	= -8
14)	Miami	7	6	13	17	6	23	= -10
15)	Denver	7	4	11	18	9	27	= -16
16)	Cleveland	6	5	11	21	9	30	= -19
	<b>Totals</b>	<b>165</b>	<b>98</b>	<b>263</b>	<b>176</b>	<b>100</b>	<b>276</b>	<b>= -13</b>

**NFC / TAKEAWAYS, GIVEAWAYS**

Rank	Team	TAKEAWAYS			GIVEAWAYS			Net Diff
		Int	Fum	Total	Int	Fum	Total	
1t)	Philadelphia	16	6	22	6	9	15	= +7
1t)	Seattle	10	9	19	9	3	12	= +7
3t)	Los Angeles Rams	14	7	21	6	9	15	= +6
3t)	Tampa Bay	10	11	21	9	6	15	= +6
5)	Green Bay	9	11	20	11	4	15	= +5
6)	Minnesota	9	5	14	5	5	10	= +4
7)	New Orleans	11	4	15	5	7	12	= +3
8)	Detroit	11	8	19	8	9	17	= +2
9)	Dallas	7	9	16	9	7	16	= 0
10)	New York Giants	8	6	14	8	7	15	= -1
11t)	Atlanta	3	7	10	8	5	13	= -3
11t)	Chicago	5	11	16	9	10	19	= -3
13)	Washington	12	4	16	8	12	20	= -4
14t)	Arizona	11	4	15	14	6	20	= -5
14t)	San Francisco	7	6	13	11	7	18	= -5
16)	Carolina	5	6	11	11	6	17	= -6
	<b>Totals</b>	<b>148</b>	<b>114</b>	<b>262</b>	<b>137</b>	<b>112</b>	<b>249</b>	<b>= +13</b>

**NFL / TAKEAWAYS, GIVEAWAYS**

Rank	Team	TAKEAWAYS			GIVEAWAYS			Net Diff
		Int	Fum	Total	Int	Fum	Total	
1)	Baltimore	20	9	29	11	4	15	= +14
2)	Jacksonville	16	11	27	8	7	15	= +12
3)	Los Angeles Chargers	15	6	21	7	3	10	= +11
4)	New England	11	6	17	4	4	8	= +9
5t)	Philadelphia	16	6	22	6	9	15	= +7
5t)	Seattle	10	9	19	9	3	12	= +7
7t)	Buffalo	13	7	20	9	5	14	= +6
7t)	Kansas City	9	5	14	6	2	8	= +6
7t)	Los Angeles Rams	14	7	21	6	9	15	= +6
7t)	Tampa Bay	10	11	21	9	6	15	= +6
11)	Green Bay	9	11	20	11	4	15	= +5
12)	Minnesota	9	5	14	5	5	10	= +4
13)	New Orleans	11	4	15	5	7	12	= +3
14)	Detroit	11	8	19	8	9	17	= +2
15)	Indianapolis	10	6	16	9	6	15	= +1
16t)	New York Jets	10	7	17	8	9	17	= 0
16t)	Dallas	7	9	16	9	7	16	= 0
18t)	Pittsburgh	12	4	16	13	4	17	= -1
18t)	New York Giants	8	6	14	8	7	15	= -1
20t)	Atlanta	3	7	10	8	5	13	= -3
20t)	Chicago	5	11	16	9	10	19	= -3
22t)	Tennessee	10	6	16	14	6	20	= -4
22t)	Washington	12	4	16	8	12	20	= -4
24t)	Arizona	11	4	15	14	6	20	= -5
24t)	San Francisco	7	6	13	11	7	18	= -5
26t)	Cincinnati	8	3	11	8	9	17	= -6
26t)	Carolina	5	6	11	11	6	17	= -6
28t)	Houston	10	5	15	14	9	23	= -8
28t)	Oakland	1	8	9	9	8	17	= -8
30)	Miami	7	6	13	17	6	23	= -10
31)	Denver	7	4	11	18	9	27	= -16
32)	Cleveland	6	5	11	21	9	30	= -19
	<b>Totals</b>	<b>313</b>	<b>212</b>	<b>525</b>	<b>313</b>	<b>212</b>	<b>525</b>	<b>= 0</b>

**WEEK 13 / THROUGH MONDAY, DECEMBER 4, 2017**

**AFC / TEAM/OFFENSE INSIDE THE 20**

Rank	Team	Poss	Pts	TD	TD%	FG	Score	Score%
1)	Oakland	27	145	18	66.7	6	24	88.9
2)	New York Jets	27	139	16	59.3	9	25	92.6
3)	Miami	26	127	15	57.7	8	23	88.5
4)	Jacksonville	35	178	20	57.1	13	33	94.3
5)	Tennessee	30	151	17	56.7	11	28	93.3
6)	New England	53	266	30	56.6	19	49	92.5
7)	Buffalo	31	146	17	54.8	9	26	83.9
8)	Cincinnati	33	152	18	54.5	9	27	81.8
9)	Baltimore	37	178	20	54.1	13	33	89.2
10)	Houston	38	166	19	50.0	11	30	78.9
11)	Pittsburgh	46	209	21	45.7	21	42	91.3
12)	Los Angeles Chargers	34	140	15	44.1	12	27	79.4
13)	Kansas City	32	142	14	43.8	15	29	90.6
14)	Denver	36	143	15	41.7	13	28	77.8
15)	Cleveland	32	116	13	40.6	8	21	65.6
16)	Indianapolis	30	120	11	36.7	15	26	86.7

**AFC / OPPONENTS/DEFENSE INSIDE THE 20**

Rank	Team	Poss	Pts	TD	TD%	FG	Score	Score%
1)	Jacksonville	19	73	7	36.8	8	15	78.9
2)	Los Angeles Chargers	29	113	11	37.9	12	23	79.3
3)	Cincinnati	41	175	16	39.0	21	37	90.2
4)	New England	35	136	16	45.7	8	24	68.6
5)	Baltimore	32	138	15	46.9	12	27	84.4
6)	Oakland	35	161	17	48.6	14	31	88.6
7)	Indianapolis	41	183	21	51.2	12	33	80.5
8)	Pittsburgh	27	123	14	51.9	9	23	85.2
9)	Tennessee	44	200	23	52.3	14	37	84.1
10)	Buffalo	42	200	22	52.4	16	38	90.5
11)	New York Jets	37	171	20	54.1	12	32	86.5
12)	Houston	35	170	19	54.3	13	32	91.4
13)	Kansas City	44	216	25	56.8	14	39	88.6
14)	Denver	33	166	21	63.6	7	28	84.8
15)	Cleveland	35	199	24	68.6	10	34	97.1
16)	Miami	34	189	24	70.6	7	31	91.2



WEEK 13 / THROUGH MONDAY, DECEMBER 4, 2017

NFL / TEAM/OFFENSE INSIDE THE 20

Rank	Team	Poss	Pts	TD	TD%	FG	Score	Score%
1)	Philadelphia	41	215	28	68.3	7	35	85.4
2)	Oakland	27	145	18	66.7	6	24	88.9
3)	Green Bay	34	179	22	64.7	9	31	91.2
4)	Dallas	44	220	28	63.6	9	37	84.1
5)	Chicago	21	104	13	61.9	5	18	85.7
6)	New Orleans	43	221	26	60.5	13	39	90.7
7)	New York Jets	27	139	16	59.3	9	25	92.6
8)	Minnesota	43	214	25	58.1	14	39	90.7
9)	Washington	38	188	22	57.9	12	34	89.5
10)	Miami	26	127	15	57.7	8	23	88.5
11)	Jacksonville	35	178	20	57.1	13	33	94.3
12)	Tennessee	30	151	17	56.7	11	28	93.3
13)	New England	53	266	30	56.6	19	49	92.5
14)	Atlanta	38	182	21	55.3	12	33	86.8
15)	Buffalo	31	146	17	54.8	9	26	83.9
16)	Cincinnati	33	152	18	54.5	9	27	81.8
17t)	Baltimore	37	178	20	54.1	13	33	89.2
17t)	Carolina	37	176	20	54.1	13	33	89.2
19)	Seattle	41	191	22	53.7	13	35	85.4
20)	New York Giants	28	128	15	53.6	8	23	82.1
21)	Detroit	34	159	18	52.9	12	30	88.2
22t)	Houston	38	166	19	50.0	11	30	78.9
22t)	Los Angeles Rams	52	241	26	50.0	20	46	88.5
24)	Tampa Bay	39	170	19	48.7	14	33	84.6
25)	Arizona	35	145	17	48.6	10	27	77.1
26)	Pittsburgh	46	209	21	45.7	21	42	91.3
27)	Los Angeles Chargers	34	140	15	44.1	12	27	79.4
28)	Kansas City	32	142	14	43.8	15	29	90.6
29)	Denver	36	143	15	41.7	13	28	77.8
30t)	Cleveland	32	116	13	40.6	8	21	65.6
30t)	San Francisco	32	131	13	40.6	14	27	84.4
32)	Indianapolis	30	120	11	36.7	15	26	86.7

NFL / OPPONENTS/DEFENSE INSIDE THE 20

Rank	Team	Poss	Pts	TD	TD%	FG	Score	Score%
1)	Jacksonville	19	73	7	36.8	8	15	78.9
2)	Los Angeles Chargers	29	113	11	37.9	12	23	79.3
3)	Minnesota	31	130	12	38.7	15	27	87.1
4)	Cincinnati	41	175	16	39.0	21	37	90.2
5)	Chicago	42	177	18	42.9	17	35	83.3
6)	Seattle	29	122	13	44.8	11	24	82.8
7)	New England	35	136	16	45.7	8	24	68.6
8)	Baltimore	32	138	15	46.9	12	27	84.4
9)	Oakland	35	161	17	48.6	14	31	88.6
10)	Atlanta	39	169	19	48.7	12	31	79.5
11t)	Indianapolis	41	183	21	51.2	12	33	80.5
11t)	New York Giants	41	191	21	51.2	15	36	87.8
13)	Pittsburgh	27	123	14	51.9	9	23	85.2
14)	Tennessee	44	200	23	52.3	14	37	84.1
15)	Buffalo	42	200	22	52.4	16	38	90.5
16)	Tampa Bay	40	191	21	52.5	15	36	90.0
17)	Philadelphia	28	129	15	53.6	8	23	82.1
18)	New York Jets	37	171	20	54.1	12	32	86.5
19)	Houston	35	170	19	54.3	13	32	91.4
20)	New Orleans	33	153	18	54.5	10	28	84.8
21)	Dallas	41	185	23	56.1	9	32	78.0
22)	San Francisco	46	215	26	56.5	13	39	84.8
23)	Kansas City	44	216	25	56.8	14	39	88.6
24)	Los Angeles Rams	32	150	19	59.4	7	26	81.3
25)	Arizona	40	203	24	60.0	14	38	95.0
26)	Detroit	44	220	27	61.4	11	38	86.4
27)	Carolina	27	141	17	63.0	7	24	88.9
28)	Denver	33	166	21	63.6	7	28	84.8
29)	Washington	39	213	25	64.1	13	38	97.4
30)	Green Bay	32	180	21	65.6	11	32	100.0
31)	Cleveland	35	199	24	68.6	10	34	97.1
32)	Miami	34	189	24	70.6	7	31	91.2

WEEK 13 / THROUGH MONDAY, DECEMBER 4, 2017

AFC / OFFENSE/TEAMS: FIRST DOWNS, THIRD DOWNS, FOURTH DOWNS

Rank	Team	FIRST DOWNS				THIRD DOWNS			FOURTH DOWNS		
		Total	Rush	Pass	Pen	Made	Att	Pct	Made	Att	Pct
1)	New England	298	77	184	37	70	156	44.9	5	10	50.0
2)	Houston	258	68	149	41	61	157	38.9	4	7	57.1
3)	Pittsburgh	256	70	159	27	60	153	39.2	3	6	50.0
4)	Los Angeles Chargers	246	55	166	25	62	155	40.0	4	8	50.0
5)	Jacksonville	242	76	137	29	67	176	38.1	8	11	72.7
6)	Kansas City	233	62	153	18	55	145	37.9	1	7	14.3
7)	Cleveland	229	77	119	33	50	161	31.1	12	20	60.0
8)	Oakland	226	56	147	23	62	152	40.8	7	18	38.9
9)	Tennessee	223	75	118	30	55	150	36.7	3	5	60.0
10)	Baltimore	220	77	119	24	54	166	32.5	8	12	66.7
11t)	Denver	217	60	139	18	70	180	38.9	3	12	25.0
11t)	New York Jets	217	56	133	28	70	174	40.2	6	9	66.7
13)	Miami	206	44	135	27	50	151	33.1	4	16	25.0
14)	Buffalo	203	74	113	16	71	179	39.7	2	10	20.0
15)	Indianapolis	199	65	115	19	66	173	38.2	4	10	40.0
16)	Cincinnati	195	54	122	19	51	145	35.2	3	6	50.0
	<b>Totals</b>	<b>3668</b>	<b>1046</b>	<b>2208</b>	<b>414</b>	<b>974</b>	<b>2573</b>	<b>37.9</b>	<b>77</b>	<b>167</b>	<b>46.1</b>

AFC / DEFENSE/OPPONENTS: FIRST DOWNS, THIRD DOWNS, FOURTH DOWNS

Rank	Team	FIRST DOWNS				THIRD DOWNS			FOURTH DOWNS		
		Total	Rush	Pass	Pen	Made	Att	Pct	Made	Att	Pct
1)	Pittsburgh	193	62	115	16	55	153	35.9	5	16	31.3
2)	Jacksonville	194	65	112	17	55	164	33.5	5	11	45.5
3)	Denver	203	46	130	27	48	159	30.2	6	18	33.3
4)	Baltimore	211	66	122	23	55	162	34.0	4	12	33.3
5)	Houston	216	60	131	25	53	155	34.2	5	8	62.5
6)	Oakland	222	62	144	16	73	165	44.2	3	5	60.0
7)	Los Angeles Chargers	226	76	127	23	71	170	41.8	4	13	30.8
8)	Cleveland	232	64	147	21	66	166	39.8	2	3	66.7
9)	Miami	238	62	149	27	55	149	36.9	2	6	33.3
10)	New York Jets	240	60	142	38	63	164	38.4	2	8	25.0
11)	Cincinnati	244	79	131	34	79	186	42.5	6	13	46.2
12)	Indianapolis	249	67	156	26	69	159	43.4	5	8	62.5
13)	Tennessee	251	53	178	20	56	156	35.9	9	14	64.3
14)	New England	252	80	154	18	60	149	40.3	8	19	42.1
15)	Buffalo	262	86	153	23	63	158	39.9	5	10	50.0
16)	Kansas City	280	90	159	31	69	163	42.3	6	10	60.0
	<b>Totals</b>	<b>3713</b>	<b>1078</b>	<b>2250</b>	<b>385</b>	<b>990</b>	<b>2578</b>	<b>38.4</b>	<b>77</b>	<b>174</b>	<b>44.3</b>

WEEK 13 / THROUGH MONDAY, DECEMBER 4, 2017

NFL / OFFENSE/TEAMS: FIRST DOWNS, THIRD DOWNS, FOURTH DOWNS

Rank	Team	FIRST DOWNS				THIRD DOWNS			FOURTH DOWNS		
		Total	Rush	Pass	Pen	Made	Att	Pct	Made	Att	Pct
1)	New England	298	77	184	37	70	156	44.9	5	10	50.0
2)	Philadelphia	263	89	148	26	79	172	45.9	13	19	68.4
3)	Minnesota	259	75	156	28	74	161	46.0	1	6	16.7
4t)	Houston	258	68	149	41	61	157	38.9	4	7	57.1
4t)	New Orleans	258	89	153	16	58	149	38.9	9	11	81.8
6)	Pittsburgh	256	70	159	27	60	153	39.2	3	6	50.0
7)	Tampa Bay	254	54	178	22	58	151	38.4	3	7	42.9
8)	Los Angeles Chargers	246	55	166	25	62	155	40.0	4	8	50.0
9)	Atlanta	245	75	152	18	64	141	45.4	3	11	27.3
10)	Seattle	243	62	157	24	68	166	41.0	4	7	57.1
11)	Jacksonville	242	76	137	29	67	176	38.1	8	11	72.7
12)	Carolina	241	91	127	23	73	167	43.7	3	9	33.3
13)	Los Angeles Rams	240	70	147	23	69	162	42.6	2	6	33.3
14t)	Arizona	237	42	161	34	66	172	38.4	5	13	38.5
14t)	Dallas	237	99	122	16	67	151	44.4	7	15	46.7
16)	Kansas City	233	62	153	18	55	145	37.9	1	7	14.3
17)	Green Bay	230	74	133	23	63	155	40.6	10	16	62.5
18)	Cleveland	229	77	119	33	50	161	31.1	12	20	60.0
19)	San Francisco	227	65	146	16	66	182	36.3	8	18	44.4
20t)	Oakland	226	56	147	23	62	152	40.8	7	18	38.9
20t)	Washington	226	54	155	17	57	157	36.3	7	13	53.8
22)	Detroit	224	45	160	19	60	158	38.0	0	7	0.0
23)	Tennessee	223	75	118	30	55	150	36.7	3	5	60.0
24)	Baltimore	220	77	119	24	54	166	32.5	8	12	66.7
25t)	Denver	217	60	139	18	70	180	38.9	3	12	25.0
25t)	New York Jets	217	56	133	28	70	174	40.2	6	9	66.7
27)	Miami	206	44	135	27	50	151	33.1	4	16	25.0
28)	Buffalo	203	74	113	16	71	179	39.7	2	10	20.0
29)	Indianapolis	199	65	115	19	66	173	38.2	4	10	40.0
30)	Cincinnati	195	54	122	19	51	145	35.2	3	6	50.0
31)	New York Giants	194	48	130	16	53	163	32.5	7	16	43.8
32)	Chicago	188	67	100	21	54	154	35.1	5	12	41.7
	<b>Totals</b>	<b>7434</b>	<b>2145</b>	<b>4533</b>	<b>756</b>	<b>2003</b>	<b>5134</b>	<b>39.0</b>	<b>164</b>	<b>353</b>	<b>46.5</b>

NFL / DEFENSE/OPPONENTS: FIRST DOWNS, THIRD DOWNS, FOURTH DOWNS

Rank	Team	FIRST DOWNS				THIRD DOWNS			FOURTH DOWNS		
		Total	Rush	Pass	Pen	Made	Att	Pct	Made	Att	Pct
1)	Pittsburgh	193	62	115	16	55	153	35.9	5	16	31.3
2)	Jacksonville	194	65	112	17	55	164	33.5	5	11	45.5
3)	Carolina	197	49	132	16	55	153	35.9	5	16	31.3
4)	Philadelphia	199	40	138	21	46	152	30.3	4	14	28.6
5)	Denver	203	46	130	27	48	159	30.2	6	18	33.3
6)	Baltimore	211	66	122	23	55	162	34.0	4	12	33.3
7)	Minnesota	213	44	144	25	40	147	27.2	8	14	57.1
8t)	Houston	216	60	131	25	53	155	34.2	5	8	62.5
8t)	Los Angeles Rams	216	60	134	22	65	169	38.5	7	12	58.3
10)	New Orleans	220	66	124	30	60	154	39.0	2	8	25.0
11)	Oakland	222	62	144	16	73	165	44.2	3	5	60.0
12)	Los Angeles Chargers	226	76	127	23	71	170	41.8	4	13	30.8
13)	Washington	229	73	135	21	64	159	40.3	6	10	60.0
14)	Arizona	230	61	147	22	73	177	41.2	5	9	55.6
15)	Cleveland	232	64	147	21	66	166	39.8	2	3	66.7
16)	Chicago	233	69	141	23	68	168	40.5	6	8	75.0
17)	Seattle	237	59	141	37	65	167	38.9	5	11	45.5
18)	Miami	238	62	149	27	55	149	36.9	2	6	33.3
19)	New York Jets	240	60	142	38	63	164	38.4	2	8	25.0
20)	New York Giants	243	83	142	18	69	168	41.1	4	15	26.7
21t)	Cincinnati	244	79	131	34	79	186	42.5	6	13	46.2
21t)	Tampa Bay	244	70	157	17	80	165	48.5	1	7	14.3
23)	Dallas	245	72	148	25	70	157	44.6	4	11	36.4
24)	Indianapolis	249	67	156	26	69	159	43.4	5	8	62.5
25)	Tennessee	251	53	178	20	56	156	35.9	9	14	64.3
26t)	New England	252	80	154	18	60	149	40.3	8	19	42.1
26t)	Green Bay	252	70	163	19	68	156	43.6	8	10	80.0
28)	Atlanta	253	81	148	24	60	150	40.0	10	16	62.5
29t)	Detroit	255	86	144	25	54	146	37.0	7	12	58.3
29t)	San Francisco	255	84	145	26	76	168	45.2	5	6	83.3
31)	Buffalo	262	86	153	23	63	158	39.9	5	10	50.0
32)	Kansas City	280	90	159	31	69	163	42.3	6	10	60.0
	<b>Totals</b>	<b>7434</b>	<b>2145</b>	<b>4533</b>	<b>756</b>	<b>2003</b>	<b>5134</b>	<b>39.0</b>	<b>164</b>	<b>353</b>	<b>46.5</b>

**WEEK 13 / THROUGH MONDAY, DECEMBER 4, 2017**

**AFC / FIRST-DOWN PLAYS BY TEAMS**

<b>Rank</b>	<b>Team</b>	<b>Yds/Play</b>	<b>Plays</b>	<b>Yards</b>
1)	Kansas City	6.83	327	2233
2)	New England	6.65	375	2493
3)	Cincinnati	5.98	301	1799
4)	Oakland	5.56	314	1746
5)	Tennessee	5.52	332	1834
6)	Pittsburgh	5.24	359	1881
7)	New York Jets	5.23	321	1680
8)	Jacksonville	5.22	348	1815
<b>9)</b>	<b>Los Angeles Chargers</b>	<b>5.13</b>	<b>340</b>	<b>1744</b>
10)	Buffalo	4.80	312	1499
11)	Indianapolis	4.77	317	1513
12)	Houston	4.68	359	1681
13)	Cleveland	4.61	339	1562
14)	Miami	4.46	322	1436
15)	Baltimore	4.46	336	1498
16)	Denver	4.40	340	1497
	<b>TOTAL</b>	<b>5.22</b>	<b>5342</b>	<b>27911</b>

**AFC / FIRST-DOWN PLAYS BY OPPONENTS**

<b>Rank</b>	<b>Team</b>	<b>Yds/Play</b>	<b>Plays</b>	<b>Yards</b>
1)	Cincinnati	4.40	344	1512
2)	Baltimore	4.61	334	1540
3)	Cleveland	4.75	338	1604
4)	Pittsburgh	4.80	299	1436
5)	Tennessee	5.08	358	1817
6)	Oakland	5.19	313	1624
7)	Jacksonville	5.23	324	1694
<b>8)</b>	<b>Los Angeles Chargers</b>	<b>5.35</b>	<b>331</b>	<b>1771</b>
9)	New York Jets	5.57	341	1898
10)	Denver	5.58	311	1735
11)	Kansas City	5.65	372	2103
12)	Miami	5.68	335	1902
13)	Houston	5.72	323	1847
14)	Buffalo	5.74	365	2094
15)	Indianapolis	6.14	344	2111
16)	New England	6.38	346	2209
	<b>TOTAL</b>	<b>5.37</b>	<b>5378</b>	<b>28897</b>



**WEEK 13 / THROUGH MONDAY, DECEMBER 4, 2017**

**NFL / FIRST-DOWN PLAYS BY TEAMS**

Rank	Team	Yds/Play	Plays	Yards
1)	Kansas City	6.83	327	2233
2)	New England	6.65	375	2493
3)	New Orleans	6.61	350	2313
4)	Atlanta	6.50	333	2166
5)	Cincinnati	5.98	301	1799
6)	San Francisco	5.86	344	2015
7)	Tampa Bay	5.82	356	2072
8)	Los Angeles Rams	5.77	339	1957
9)	Philadelphia	5.64	360	2030
10)	Oakland	5.56	314	1746
11)	Tennessee	5.52	332	1834
12)	Arizona	5.38	352	1894
13)	Dallas	5.36	331	1774
14)	Green Bay	5.34	319	1702
15)	Pittsburgh	5.24	359	1881
16)	New York Jets	5.23	321	1680
17)	Jacksonville	5.22	348	1815
18)	Minnesota	5.18	351	1817
19)	Los Angeles Chargers	5.13	340	1744
20)	Seattle	5.10	355	1810
21)	Carolina	4.98	341	1699
22)	Buffalo	4.80	312	1499
23)	Indianapolis	4.77	317	1513
24)	Washington	4.74	331	1570
25)	Houston	4.68	359	1681
26)	New York Giants	4.65	315	1465
27)	Chicago	4.63	294	1362
28)	Cleveland	4.61	339	1562
29)	Miami	4.46	322	1436
30)	Baltimore	4.46	336	1498
31)	Denver	4.40	340	1497
32)	Detroit	4.40	328	1444
	<b>TOTAL</b>	<b>5.31</b>	<b>10741</b>	<b>57001</b>

**NFL / FIRST-DOWN PLAYS BY OPPONENTS**

Rank	Team	Yds/Play	Plays	Yards
1)	Philadelphia	4.04	313	1266
2)	Cincinnati	4.40	344	1512
3)	Seattle	4.50	343	1543
4)	Dallas	4.55	329	1496
5)	Baltimore	4.61	334	1540
6)	Cleveland	4.75	338	1604
7)	Pittsburgh	4.80	299	1436
8)	Atlanta	5.02	342	1716
9)	Chicago	5.03	337	1694
10)	Tennessee	5.08	358	1817
11)	New Orleans	5.10	318	1621
12)	Oakland	5.19	313	1624
13)	Green Bay	5.20	343	1783
14)	Arizona	5.21	343	1786
15)	Jacksonville	5.23	324	1694
16)	Los Angeles Chargers	5.35	331	1771
17)	Minnesota	5.40	320	1729
18)	San Francisco	5.45	364	1983
19)	New York Giants	5.45	345	1881
20)	Los Angeles Rams	5.52	328	1809
21)	New York Jets	5.57	341	1898
22)	Detroit	5.57	362	2017
23)	Denver	5.58	311	1735
24)	Kansas City	5.65	372	2103
25)	Miami	5.68	335	1902
26)	Houston	5.72	323	1847
27)	Buffalo	5.74	365	2094
28)	Carolina	5.76	300	1729
29)	Washington	5.96	337	2010
30)	Tampa Bay	6.02	339	2041
31)	Indianapolis	6.14	344	2111
32)	New England	6.38	346	2209
	<b>TOTAL</b>	<b>5.31</b>	<b>10741</b>	<b>57001</b>

WEEK 13 / THROUGH MONDAY, DECEMBER 4, 2017

AFC / KICKOFFS (Receiving Team)

Rank	Team	TotKO	AdjKO	TB	TB%	EZ	EZ%	OB	I20	Avg.Start
1)	Baltimore	52	52	29	55.8	40	76.9	1	3	27.3
2)	New England	52	49	32	65.3	38	73.1	0	5	27.1
3)	Oakland	64	58	33	56.9	44	68.8	0	8	26.1
4)	Cleveland	66	65	41	63.1	53	80.3	0	8	25.2
5)	Jacksonville	47	45	33	73.3	39	83.0	0	5	25.1
6)	Pittsburgh	51	50	33	66.0	36	70.6	0	5	24.8
7)	Indianapolis	74	72	49	68.1	63	85.1	0	7	24.5
8)	Houston	71	68	48	70.6	58	81.7	0	5	24.5
9)	Kansas City	59	56	21	37.5	44	74.6	0	12	24.3
10)	Tennessee	67	64	43	67.2	56	83.6	0	8	24.2
11)	Buffalo	66	66	43	65.2	57	86.4	0	5	24.2
12)	Denver	67	65	36	55.4	51	76.1	0	11	24.0
13)	New York Jets	61	58	34	58.6	45	73.8	0	8	23.9
14)	Cincinnati	56	56	33	58.9	41	73.2	0	7	23.9
15)	Miami	63	61	32	52.5	50	79.4	0	10	23.7
16)	Los Angeles Char	51	49	26	53.1	34	66.7	0	7	22.6
<b>Totals</b>		<b>967</b>	<b>934</b>	<b>566</b>	<b>60.6</b>	<b>749</b>	<b>80.2</b>	<b>1</b>	<b>114</b>	<b>24.7</b>

AFC / KICKOFFS (Kicking Team)

Rank	Team	TotKO	AdjKO	TB	TB%	EZ	EZ%	OB	I20	Avg.Start
1)	Miami	48	45	22	48.9	36	75.0	0	10	22.2
2)	New England	75	75	31	41.3	50	66.7	0	14	23.4
3)	Cincinnati	51	50	28	56.0	37	72.5	1	6	23.7
4)	Kansas City	70	68	50	73.5	60	85.7	0	7	23.9
5)	New York Jets	60	58	39	67.2	52	86.7	0	7	24.0
6)	Pittsburgh	64	63	37	58.7	51	79.7	0	11	24.0
7)	Oakland	51	51	38	74.5	44	86.3	0	6	24.1
8)	Houston	63	61	43	70.5	52	82.5	0	8	24.2
9)	Indianapolis	53	53	35	66.0	41	77.4	0	8	24.3
10)	Baltimore	65	62	42	67.7	45	69.2	0	7	24.4
11)	Cleveland	44	40	29	72.5	32	72.7	0	3	24.9
12)	Buffalo	57	51	28	54.9	40	70.2	0	7	25.1
13)	Tennessee	62	61	42	68.9	54	87.1	0	3	25.4
14)	Jacksonville	68	67	37	55.2	46	67.6	1	6	26.5
15)	Los Angeles Char	58	57	22	38.6	41	70.7	0	8	26.9
16)	Denver	54	49	33	67.3	39	72.2	0	3	27.3
<b>Totals</b>		<b>943</b>	<b>911</b>	<b>556</b>	<b>61.0</b>	<b>720</b>	<b>79.0</b>	<b>2</b>	<b>114</b>	<b>24.6</b>

Note: Average team drive start DOES NOT include inside kicks or kickoffs at the end of a half unless either kickoff is returned for a touchdown. All other kickoffs (returned kickoffs, fair catches, touchback and kickoffs out of bounds) are included. Kickoffs resulting in the kicking team retaining possession are not included.

ADJ KO: Adjusted kickoffs are used to compute the Avg. Team Drive Start.

I20: The number of drives that start inside (not including) the 20 yd line.

**WEEK 13 / THROUGH MONDAY, DECEMBER 4, 2017**

**NFL / KICKOFFS (Receiving Team)**

Rank	Team	TotKO	AdjKO	TB	TB%	EZ	EZ%	OB	I20	Avg.Start
1)	Baltimore	52	52	29	55.8	40	76.9	1	3	27.3
2)	Los Angeles Rams	53	50	21	42.0	36	67.9	1	7	27.3
3)	New England	52	49	32	65.3	38	73.1	0	5	27.1
4)	Oakland	64	58	33	56.9	44	68.8	0	8	26.1
5)	Seattle	54	53	27	50.9	38	70.4	1	8	25.9
6)	Dallas	61	61	41	67.2	50	82.0	0	6	25.6
7)	Chicago	67	66	30	45.5	44	65.7	1	6	25.4
8)	Green Bay	63	63	38	60.3	45	71.4	1	7	25.3
9)	Cleveland	66	65	41	63.1	53	80.3	0	8	25.2
10)	Jacksonville	47	45	33	73.3	39	83.0	0	5	25.1
11)	Detroit	63	62	42	67.7	50	79.4	3	7	24.9
12)	Pittsburgh	51	50	33	66.0	36	70.6	0	5	24.8
13)	Philadelphia	52	50	37	74.0	41	78.8	0	4	24.7
14)	Carolina	53	53	31	58.5	40	75.5	0	5	24.7
15)	Tampa Bay	62	61	49	80.3	55	88.7	0	5	24.5
16)	Indianapolis	74	72	49	68.1	63	85.1	0	7	24.5
17)	Houston	71	68	48	70.6	58	81.7	0	5	24.5
18)	Kansas City	59	56	21	37.5	44	74.6	0	12	24.3
19)	New Orleans	57	53	32	60.4	44	77.2	1	8	24.3
20)	New York Giants	66	63	45	71.4	54	81.8	0	6	24.3
21)	Washington	66	64	45	70.3	52	78.8	0	8	24.3
22)	Tennessee	67	64	43	67.2	56	83.6	0	8	24.2
23)	Buffalo	66	66	43	65.2	57	86.4	0	5	24.2
24)	San Francisco	67	66	41	62.1	49	73.1	2	8	24.1
25)	Atlanta	60	59	29	49.2	43	71.7	0	12	24.1
26)	Denver	67	65	36	55.4	51	76.1	0	11	24.0
27)	New York Jets	61	58	34	58.6	45	73.8	0	8	23.9
28)	Cincinnati	56	56	33	58.9	41	73.2	0	7	23.9
29)	Minnesota	54	52	31	59.6	47	87.0	1	9	23.9
30)	Miami	63	61	32	52.5	50	79.4	0	10	23.7
31)	Arizona	67	63	43	68.3	55	82.1	0	8	23.4
32)	Los Angeles Char	51	49	26	53.1	34	66.7	0	7	22.6
<b>Totals</b>		<b>1932</b>	<b>1873</b>	<b>1148</b>	<b>61.31</b>	<b>492</b>	<b>79.7</b>	<b>12</b>	<b>228</b>	<b>24.7</b>

Note: Average opponent drive start DOES NOT include onside kicks or kickoffs at the end of a half unless either kickoff is returned for a touchdown. All other kickoffs (returned kickoffs, fair catches, touchback and kickoffs out of bounds) are included. Kickoffs resulting in the kicking team retaining possession are not included.

ADJ KO: Adjusted kickoffs are used to compute the Avg. Team Drive Start.

I20: The number of drives that start inside (not including) the 20 yd line.

**WEEK 13 / THROUGH MONDAY, DECEMBER 4, 2017**

**NFL / KICKOFFS (Kicking Team)**

Rank	Team	TotKO	AdjKO	TB	TB%	EZ	EZ%	OB	I20	Avg.Start
1)	Miami	48	45	22	48.9	36	75.0	0	10	22.2
2)	New England	75	75	31	41.3	50	66.7	0	14	23.4
3)	Arizona	55	52	27	51.9	40	72.7	1	8	23.7
4)	Cincinnati	51	50	28	56.0	37	72.5	1	6	23.7
5)	Tampa Bay	57	53	26	49.1	41	71.9	0	7	23.8
6)	Kansas City	70	68	50	73.5	60	85.7	0	7	23.9
7)	Washington	63	61	42	68.9	52	82.5	1	8	23.9
8)	New York Jets	60	58	39	67.2	52	86.7	0	7	24.0
9)	Pittsburgh	64	63	37	58.7	51	79.7	0	11	24.0
10)	Detroit	70	69	37	53.6	54	77.1	0	10	24.1
11)	Oakland	51	51	38	74.5	44	86.3	0	6	24.1
12)	Houston	63	61	43	70.5	52	82.5	0	8	24.2
13)	Dallas	62	61	36	59.0	49	79.0	0	10	24.3
14)	Seattle	63	60	32	53.3	42	66.7	1	9	24.3
15)	Indianapolis	53	53	35	66.0	41	77.4	0	8	24.3
16)	Baltimore	65	62	42	67.7	45	69.2	0	7	24.4
17)	New York Giants	47	45	19	42.2	28	59.6	2	9	24.7
18)	Los Angeles Rams	81	81	66	81.5	74	91.4	1	6	24.8
19)	Cleveland	44	40	29	72.5	32	72.7	0	3	24.9
20)	Carolina	62	61	52	85.2	56	90.3	1	2	25.0
21)	San Francisco	55	51	41	80.4	48	87.3	1	2	25.0
22)	New Orleans	74	71	49	69.0	64	86.5	1	10	25.0
23)	Buffalo	57	51	28	54.9	40	70.2	0	7	25.1
24)	Philadelphia	74	73	39	53.4	52	70.3	1	11	25.3
25)	Green Bay	54	54	31	57.4	40	74.1	0	3	25.4
26)	Tennessee	62	61	42	68.9	54	87.1	0	3	25.4
27)	Atlanta	63	62	39	62.9	51	81.0	0	5	25.7
28)	Minnesota	67	66	35	53.0	50	74.6	0	8	25.7
29)	Chicago	42	42	21	50.0	31	73.8	0	6	26.1
30)	Jacksonville	68	67	37	55.2	46	67.6	1	6	26.5
31)	Los Angeles Char	58	57	22	38.6	41	70.7	0	8	26.9
32)	Denver	54	49	33	67.3	39	72.2	0	3	27.3
	<b>Totals</b>	<b>1932</b>	<b>1873</b>	<b>1148</b>	<b>61.31</b>	<b>492</b>	<b>79.7</b>	<b>12</b>	<b>228</b>	<b>24.7</b>

Note: Average team drive start DOES NOT include onside kicks or kickoffs at the end of a half unless either kickoff is returned for a touchdown. All other kickoffs (returned kickoffs, fair catches, touchback and kickoffs out of bounds) are included. Kickoffs resulting in the kicking team retaining possession are not included.

ADJ KO: Adjusted kickoffs are used to compute the Avg. Team Drive Start.

I20: The number of drives that start inside (not including) the 20 yd line.



**WEEK 13 / THROUGH MONDAY, DECEMBER 4, 2017****AFC / SINGLE-GAME HIGHS / PLAYERS**

**Most Points**-- 18, (10 times in Non-Overtime Games)  
**Passing Yards**-- 447, Brady, N.E. at N.O., 9/17, (30-39, 447, 3 td, 0 int)  
**Longest Pass**-- 97, Roethlisberger, Pitt. at Det., 10/29, (to Smith-Schuster, JuJu, td)  
**Passing Touchdowns**-- 5, Brady, N.E. vs. Hou., 9/24, (25-35, 378, 5 td, 0 int)  
**Passing Touchdowns**-- 5, Watson, Hou. vs. K.C., 10/8, (16-31, 261, 5 td, 0 int)  
**Rushing Yards**-- 181, Fournette, Jax at Pitt., 10/8, (28-181, 2 td)  
**Rushing Attempts**-- 35, Bell, Pitt. at Balt., 10/1, (35-144, 2 td)  
**Rushing Attempts**-- 35, Bell, Pitt. vs. Cin., 10/22, (35-134, 0 td)  
**Longest Rush**-- 90, Fournette, Jax at Pitt., 10/8, td  
**Receptions**-- 13, Landry, Miami at LA-C, 9/17, (13-78, 0 td)  
**Receiving Yards**-- 224, Hopkins, Hou. at Sea., 10/29, (8-224, 1 td)  
**Kickoff Return Yards**-- 191, Rainey, Balt. vs. Chi., 10/15 (OT), (5-191, 1 td)  
**Kickoff Return Yards**-- 157, Bray, Ind. at Tenn., 10/16, (5-157, 0 td)  
**Kickoff Returns**-- 7, Tate, Buff. at LA-C, 11/19, (7-144, 0 td)  
**Longest Kickoff Return**-- 103, D. Lewis, N.E. at Denv., 11/12, td  
**Punt Return Yards**-- 132, Campanaro, Balt. vs. Chi., 10/15 (OT), (5-132, 1 fc, 1 td)  
**Punt Return Yards**-- 88, Benjamin, LA-C vs. Denv., 10/22, (3-88, 5 fc, 1 td)  
**Punt Returns**-- 7, Mickens, Jax vs. LA-C, 11/12 (OT), (7-30, 1 fc, 0 td)  
**Punt Returns**-- 6, Peppers, Clev. at Hou., 10/15, (6-43, 0 fc, 0 td)  
**Punt Returns**-- 6, Tate, Buff. at K.C., 11/26, (6-61, 1 fc, 0 td)  
**Longest Punt Return**-- 82, Hill, K.C. at Hou., 10/8, td  
**Interceptions**-- 3, Byard, Tenn. at Clev., 10/22 (OT), (3-60, 0 td)  
**Interceptions**-- 2, (10 times in Non-Overtime Games)  
**Longest Interception Return**-- 103, Talib, Denv. vs. Dal., 9/17, td  
**Sacks**-- 4.0, Campbell, Jax at Hou., 9/10  
**Scrimmage Yards**-- 246, K. Hunt, K.C. at N.E., 9/7, (Rush 17-148, Rec 5-98)  
**Longest Punt**-- 74, Kern, Tenn. vs. Cin., 11/12  
**Punts**-- 10, Kaser, LA-C at Jax , 11/12 (OT), (10-485, 48.5)  
**Punts**-- 10, Kern, Tenn. at Miami, 10/8, (10-549, 54.9)  
**Field Goals Made**-- 5, (4 times in Non-Overtime Games)  
**Longest Field Goal**-- 62, Gostkowski, N.E. at Oak., 11/19

**NFC / SINGLE-GAME HIGHS / PLAYERS**

**Most Points**-- 23, Zuerlein, LA-R at Dal., 10/1, (0 td, 7 fg, 2 xp, 0 2pt)  
**Passing Yards**-- 452, Wilson, Sea. vs. Hou., 10/29, (26-41, 452, 4 td, 1 int)  
**Longest Pass**-- 94, Goff, LA-R vs. Hou., 11/12, (to Woods, Robert, td)  
**Passing Touchdowns**-- 4, (10 times in Non-Overtime Games)  
**Rushing Yards**-- 167, Howard, Chi. at Balt., 10/15 (OT), (36-167, 0 td)  
**Rushing Yards**-- 159, A. Peterson, Ariz. at S.F., 11/5, (37-159, 0 td)  
**Rushing Attempts**-- 37, A. Peterson, Ariz. at S.F., 11/5, (37-159, 0 td)  
**Longest Rush**-- 74, Kamara, N.O. at LA-R, 11/26, td  
**Receptions**-- 13, Fitzgerald, Ariz. vs. Dal., 9/25, (13-149, 1 td)  
**Receiving Yards**-- 253, Ju. Jones, Atl. vs. T.B., 11/26, (12-253, 2 td)  
**Kickoff Return Yards**-- 197, Lockett, Sea. vs. Atl., 11/20, (5-197, 0 td)  
**Kickoff Returns**-- 7, Davis, G.B. vs. Det., 11/6, (7-140, 0 td)  
**Longest Kickoff Return**-- 103, Cooper, LA-R at Jax , 10/15, td  
**Punt Return Yards**-- 110, Barner, Phil. vs. Ariz., 10/8, (3-110, 1 fc, 0 td)  
**Punt Returns**-- 6, K. Williams, Ariz. vs. Sea., 11/9, (6-61, 2 fc, 0 td)  
**Longest Punt Return**-- 88, Agnew, Det. at NY-G, 9/18, td  
**Interceptions**-- 2, (3 times in Non-Overtime Games)  
**Longest Interception Return**-- 90, Amos, Chi. at Balt., 10/15 (OT), td  
**Longest Interception Return**-- 82, Bethel, Ariz. at Det., 9/10, td  
**Sacks**-- 6.0, Clayborn, Atl. vs. Dal., 11/12  
**Scrimmage Yards**-- 268, Ju. Jones, Atl. vs. T.B., 11/26, (Rush 1-15, Rec 12-253)  
**Longest Punt**-- 74, Ryan, Sea. at S.F., 11/26  
**Punts**-- 9, O'Donnell, Chi. at Balt., 10/15 (OT), (9-420, 46.7)  
**Punts**-- 9, Wing, NY-G at Wash., 11/23, (9-371, 41.2)  
**Punts**-- 9, Pinion, S.F. vs. Sea., 11/26, (9-342, 38.0)  
**Field Goals Made**-- 7, Zuerlein, LA-R at Dal., 10/1, (7-7, 49 lg)  
**Longest Field Goal**-- 61, Elliott, Phil. vs. NY-G, 9/24

WEEK 13 / THROUGH MONDAY, DECEMBER 4, 2017

NFL / SINGLE-GAME HIGHS / PLAYERS

**Most Points**-- 23, Zuerlein, LA-R at Dal., 10/1, (0 td, 7 fg, 2 xp, 0 2pt)  
**Passing Yards**-- 452, Wilson, Sea. vs. Hou., 10/29, (26-41, 452, 4 td, 1 int)  
**Longest Pass**-- 97, Roethlisberger, Pitt. at Det., 10/29, (to Smith-Schuster, JuJu, td)  
**Passing Touchdowns**-- 5, Brady, N.E. vs. Hou., 9/24, (25-35, 378, 5 td, 0 int)  
**Passing Touchdowns**-- 5, Watson, Hou. vs. K.C., 10/8, (16-31, 261, 5 td, 0 int)  
**Rushing Yards**-- 181, Fournette, Jax at Pitt., 10/8, (28-181, 2 td)  
**Rushing Attempts**-- 37, A. Peterson, Ariz. at S.F., 11/5, (37-159, 0 td)  
**Longest Rush**-- 90, Fournette, Jax at Pitt., 10/8, td  
**Receptions**-- 13, Landry, Miami at LA-C, 9/17, (13-78, 0 td)  
**Receptions**-- 13, Fitzgerald, Ariz. vs. Dal., 9/25, (13-149, 1 td)  
**Receiving Yards**-- 253, Ju. Jones, Atl. vs. T.B., 11/26, (12-253, 2 td)  
**Kickoff Return Yards**-- 197, Lockett, Sea. vs. Atl., 11/20, (5-197, 0 td)  
**Kickoff Returns**-- 7, Davis, G.B. vs. Det., 11/6, (7-140, 0 td)  
**Kickoff Returns**-- 7, Tate, Buff. at LA-C, 11/19, (7-144, 0 td)  
**Longest Kickoff Return**-- 103, Cooper, LA-R at Jax , 10/15, td  
**Longest Kickoff Return**-- 103, D. Lewis, N.E. at Denv., 11/12, td  
**Punt Return Yards**-- 132, Campanaro, Balt. vs. Chi., 10/15 (OT), (5-132, 1 fc, 1 td)  
**Punt Return Yards**-- 110, Barner, Phil. vs. Ariz., 10/8, (3-110, 1 fc, 0 td)  
**Punt Returns**-- 7, Mickens, Jax vs. LA-C, 11/12 (OT), (7-30, 1 fc, 0 td)  
**Punt Returns**-- 6, (3 times in Non-Overtime Games)  
**Longest Punt Return**-- 88, Agnew, Det. at NY-G, 9/18, td  
**Interceptions**-- 3, Byard, Tenn. at Clev., 10/22 (OT), (3-60, 0 td)  
**Interceptions**-- 2, (13 times in Non-Overtime Games)  
**Longest Interception Return**-- 103, Talib, Denv. vs. Dal., 9/17, td  
**Sacks**-- 6.0, Clayborn, Atl. vs. Dal., 11/12  
**Scrimmage Yards**-- 268, Ju. Jones, Atl. vs. T.B., 11/26, (Rush 1-15, Rec 12-253)  
**Longest Punt**-- 74, Kern, Tenn. vs. Cin., 11/12  
**Longest Punt**-- 74, Ryan, Sea. at S.F., 11/26  
**Punts**-- 10, Kaser, LA-C at Jax , 11/12 (OT), (10-485, 48.5)  
**Punts**-- 10, Kern, Tenn. at Miami, 10/8, (10-549, 54.9)  
**Field Goals Made**-- 7, Zuerlein, LA-R at Dal., 10/1, (7-7, 49 lg)  
**Longest Field Goal**-- 62, Gostkowski, N.E. at Oak., 11/19

## 300-Yard Passing Games

452, Wilson, SEA vs. HOU 10/29 (26-41, 4 TD)  
 447, Brady, NE at NO 09/17 (30-39, 3 TD)  
 434, Rivers, LAC at DAL 11/23 (27-33, 3 TD)  
 423, Stafford, DET vs. PIT 10/29 (27-45, 0 TD)  
 417, Carr, OAK vs. KC 10/19 (29-52, 3 TD)  
 402, Watson, HOU at SEA 10/29 (19-30, 4 TD)  
 385, Brees, NO vs. WAS 11/19 (ot) (29-41, 2 TD)  
 384, Winston, TB at BUF 10/22 (32-44, 3 TD)  
 378, Brady, NE vs. HOU 09/24 (25-35, 5 TD)  
 376, Siemian, DEN vs. NYG 10/15 (29-50, 1 TD)  
 373, Wilson, SEA at TEN 09/24 (29-49, 4 TD)  
 369, Keenum, MIN vs. TB 09/24 (25-33, 3 TD)  
 368, A. Smith, KC at NE 09/07 (28-35, 4 TD)  
 366, Manning, NYG at PHI 09/24 (35-47, 3 TD)  
 366, A. Smith, KC at NYJ 12/03 (19-33, 4 TD)  
 365, Savage, HOU at TEN 12/03 (31-49, 1 TD)  
 365, Cousins, WAS vs. OAK 09/24 (25-30, 3 TD)  
 361, Stafford, DET at GB 11/06 (26-33, 2 TD)  
 357, Palmer, ARI vs. SF 10/01 (ot) (33-51, 1 TD)  
 356, Brees, NO vs. NE 09/17 (27-45, 2 TD)  
 355, Newton, CAR at DET 10/08 (26-33, 3 TD)  
 355, Goff, LAR vs. HOU 11/12 (25-37, 3 TD)  
 354, Goff, LAR vs. NO 11/26 (28-43, 2 TD)  
 354, McCown, NYJ vs. NE 10/15 (31-47, 2 TD)  
 353, Hoyer, SF at IND 10/08 (ot) (29-46, 2 TD)  
 351, Roethlisberger, PIT vs. GB 11/26 (33-45, 4 TD)  
 348, Wentz, PHI at SEA 12/03 (29-45, 1 TD)  
 347, Rivers, LAC vs. PHI 10/01 (22-38, 2 TD)  
 346, Bradford, MIN vs. NO 09/11 (27-32, 3 TD)  
 344, Rivers, LAC vs. CLE 12/03 (31-43, 1 TD)  
 343, A. Rodgers, GB at ATL 09/17 (33-50, 2 TD)  
 342, A. Smith, KC at OAK 10/19 (25-36, 3 TD)  
 340, Brady, NE at OAK 11/19 (30-37, 3 TD)  
 334, Wilson, SEA at NYG 10/22 (27-39, 3 TD)  
 334, Winston, TB vs. NE 10/05 (26-46, 1 TD)  
 333, Wentz, PHI at KC 09/17 (25-46, 2 TD)  
 333, Brady, NE vs. LAC 10/29 (32-47, 1 TD)  
 332, Palmer, ARI at IND 09/17 (ot) (19-36, 1 TD)  
 332, Winston, TB vs. NYG 10/01 (22-38, 3 TD)  
 332, Hoyer, SF vs. LAR 09/21 (23-37, 2 TD)  
 331, Brees, NO at GB 10/22 (27-38, 1 TD)  
 331, McCown, NYJ vs. KC 12/03 (26-36, 1 TD)  
 331, Rivers, LAC vs. MIA 09/17 (31-39, 1 TD)  
 330, Cousins, WAS vs. SF 10/15 (25-37, 2 TD)  
 330, Bortles, JAX at IND 10/22 (18-26, 1 TD)  
 328, Dalton, CIN vs. BUF 10/08 (22-36, 1 TD)  
 328, Winston, TB at MIN 09/24 (28-40, 2 TD)  
 327, Cousins, WAS vs. MIN 11/12 (26-45, 1 TD)  
 325, Palmer, ARI vs. DAL 09/25 (29-48, 2 TD)  
 324, A. Smith, KC at HOU 10/08 (29-37, 3 TD)  
 322, Cousins, WAS at NO 11/19 (ot) (22-32, 3 TD)  
 321, Ryan, ATL at CHI 09/10 (21-30, 1 TD)  
 317, Roethlisberger, PIT at DET 10/29 (17-31, 1 TD)  
 317, Ryan, ATL vs. TB 11/26 (26-35, 1 TD)  
 316, Newton, CAR at NE 10/01 (22-29, 3 TD)  
 314, Brissett, IND vs. SF 10/08 (ot) (22-34, 0 TD)  
 313, Ryan, ATL at CAR 11/05 (24-38, 2 TD)  
 313, A. Rodgers, GB vs. CIN 09/24 (ot) (28-42, 3 TD)  
 313, Carr, OAK at BUF 10/29 (31-49, 1 TD)  
 312, Roethlisberger, PIT vs. JAX 10/08 (33-55, 0 TD)  
 312, Stafford, DET at NO 10/15 (25-52, 3 TD)  
 311, Cutler, MIA vs. OAK 11/05 (34-42, 3 TD)  
 311, Goff, LAR at NYG 11/05 (14-22, 4 TD)  
 311, A. Rodgers, GB vs. SEA 09/10 (28-42, 1 TD)  
 309, Bortles, JAX vs. IND 12/03 (26-35, 2 TD)  
 308, Brissett, IND at HOU 11/05 (20-30, 2 TD)  
 307, Brady, NE vs. CAR 10/01 (32-45, 2 TD)  
 307, Wentz, PHI at WAS 09/10 (26-39, 2 TD)  
 307, McCown, NYJ vs. CAR 11/26 (19-36, 3 TD)  
 306, Mariota, TEN vs. IND 10/16 (23-32, 1 TD)  
 306, Mariota, TEN at PIT 11/16 (22-33, 1 TD)  
 306, Goff, LAR vs. IND 09/10 (21-29, 1 TD)  
 304, Keenum, MIN at WAS 11/12 (21-29, 4 TD)  
 304, Wentz, PHI vs. ARI 10/08 (21-30, 4 TD)  
 303, Brady, NE at TB 10/05 (30-40, 1 TD)  
 303, Cousins, WAS at PHI 10/23 (30-40, 3 TD)  
 301, Watson, HOU at NE 09/24 (22-33, 2 TD)

**WEEK 13 / THROUGH MONDAY, DECEMBER 4, 2017**

**100-Yard Receiving Games**

253, Ju. Jones, ATL vs. TB 11/26 (12 rec., 2 TD)  
224, Hopkins, HOU at SEA 10/29 (8 rec., 1 TD)  
210, Cooper, OAK vs. KC 10/19 (11 rec., 2 TD)  
193, Smith-Schuster, PIT at DET 10/29 (7 rec., 1 TD)  
189, Green, CIN vs. BUF 10/08 (7 rec., 1 TD)  
185, Hill, KC at NYJ 12/03 (6 rec., 2 TD)  
182, Brown, PIT at CLE 09/10 (11 rec., 0 TD)  
180, Stills, MIA vs. TB 11/19 (7 rec., 1 TD)  
177, Hilton, IND vs. SF 10/08 (ot) (7 rec., 0 TD)  
175, Dickson, CAR at DET 10/08 (5 rec., 0 TD)  
175, Hilton, IND at HOU 11/05 (5 rec., 2 TD)  
173, Diggs, MIN vs. TB 09/24 (8 rec., 2 TD)  
**172, Allen, LAC at DAL 11/23 (11 rec., 1 TD)**  
171, Woods, LAR vs. HOU 11/12 (8 rec., 2 TD)  
169, Brown, PIT vs. GB 11/26 (10 rec., 2 TD)  
166, Thielen, MIN at WAS 11/12 (8 rec., 1 TD)  
**159, Allen, LAC vs. BUF 11/19 (12 rec., 2 TD)**  
157, Brown, PIT vs. JAX 10/08 (10 rec., 0 TD)  
157, Kearse, NYJ vs. KC 12/03 (9 rec., 0 TD)  
157, Thielen, MIN vs. NO 09/11 (9 rec., 0 TD)  
155, Brown, PIT at KC 10/15 (8 rec., 1 TD)  
153, Hilton, IND vs. CLE 09/24 (7 rec., 1 TD)  
150, Thompson, WAS vs. OAK 09/24 (6 rec., 1 TD)  
149, Fitzgerald, ARI vs. DAL 09/25 (13 rec., 1 TD)  
149, Cooks, NE at OAK 11/19 (6 rec., 1 TD)  
147, Gronkowski, NE at BUF 12/03 (9 rec., 0 TD)  
146, Anderson, NYJ vs. CAR 11/26 (6 rec., 2 TD)  
144, Brown, PIT vs. TEN 11/16 (10 rec., 3 TD)  
142, Garcon, SF vs. LAR 09/21 (7 rec., 0 TD)  
142, Shepard, NYG at SF 11/12 (11 rec., 0 TD)  
141, Agholor, PHI at SEA 12/03 (7 rec., 1 TD)  
141, Te. Williams, DAL vs. KC 11/05 (9 rec., 0 TD)  
141, Ginn, NO at GB 10/22 (7 rec., 0 TD)  
141, Crowder, WAS vs. NYG 11/23 (7 rec., 1 TD)  
138, Fitzgerald, ARI vs. TB 10/15 (10 rec., 1 TD)  
**138, Allen, LAC vs. PHI 10/01 (5 rec., 0 TD)**  
137, Sanders, DEN vs. NE 11/12 (6 rec., 0 TD)  
133, Hill, KC at NE 09/07 (7 rec., 1 TD)  
133, Shepard, NYG at PHI 09/24 (7 rec., 1 TD)  
133, Wallace, BAL at OAK 10/08 (3 rec., 0 TD)  
133, De. Thomas, DEN vs. NYG 10/15 (10 rec., 0 TD)  
133, Kelce, KC vs. DEN 10/30 (7 rec., 1 TD)  
131, Cooks, NE vs. HOU 09/24 (5 rec., 2 TD)  
128, M. Jones, DET vs. PIT 10/29 (6 rec., 0 TD)  
128, Hooper, ATL at CHI 09/10 (2 rec., 1 TD)  
126, D. Adams, GB vs. BAL 11/19 (8 rec., 0 TD)  
126, J. Cook, OAK at MIA 11/05 (8 rec., 0 TD)  
125, Hopkins, HOU at BAL 11/27 (7 rec., 0 TD)  
125, W. Fuller, HOU at SEA 10/29 (5 rec., 2 TD)  
125, Hill, KC at OAK 10/19 (6 rec., 1 TD)  
123, Thielen, MIN vs. LAR 11/19 (6 rec., 1 TD)  
123, Crowder, WAS vs. DAL 10/29 (9 rec., 0 TD)  
122, Allison, GB vs. CIN 09/24 (ot) (6 rec., 0 TD)  
121, Doyle, IND at CIN 10/29 (12 rec., 1 TD)  
121, Lockett, SEA vs. HOU 10/29 (6 rec., 0 TD)  
120, Nelson, ARI at IND 09/17 (ot) (5 rec., 1 TD)  
118, Ju. Jones, ATL at CAR 11/05 (6 rec., 0 TD)  
117, Thomas, NO at BUF 11/12 (9 rec., 0 TD)  
116, Gronkowski, NE at NO 09/17 (6 rec., 1 TD)  
116, Wallace, BAL vs. DET 12/03 (5 rec., 0 TD)  
116, Kupp, LAR vs. NO 11/26 (8 rec., 0 TD)  
116, Goodwin, SF at IND 10/08 (ot) (5 rec., 0 TD)  
**115, Ty. Williams, LAC vs. PHI 10/01 (5 rec., 1 TD)**  
115, Green, CIN at TEN 11/12 (5 rec., 1 TD)  
113, Matthews, TEN at PIT 11/16 (5 rec., 1 TD)  
113, Fitzgerald, ARI vs. SEA 11/09 (10 rec., 0 TD)  
113, Tate, DET at GB 11/06 (7 rec., 0 TD)  
112, C. Clay, BUF at ATL 10/01 (5 rec., 0 TD)  
111, Kelce, KC vs. WAS 10/02 (7 rec., 1 TD)  
111, Green, CIN at GB 09/24 (ot) (10 rec., 1 TD)  
111, Hopkins, HOU at LAR 11/12 (7 rec., 0 TD)  
110, Brown, PIT at CHI 09/24 (ot) (10 rec., 1 TD)  
109, M. Jones, DET vs. MIN 11/23 (6 rec., 2 TD)  
109, Kelce, KC at NYG 11/19 (ot) (8 rec., 0 TD)  
108, Funchess, CAR at NYJ 11/26 (7 rec., 0 TD)  
108, Woods, LAR at SF 09/21 (6 rec., 0 TD)



108, Baldwin, SEA vs. WAS 11/05 (7 rec., 1 TD)  
108, Ju. Jones, ATL vs. GB 09/17 (5 rec., 0 TD)  
107, Tate, DET vs. ARI 09/10 (10 rec., 0 TD)  
107, Thompson, BUF vs. TB 10/22 (4 rec., 0 TD)  
107, J. Cook, OAK vs. KC 10/19 (6 rec., 0 TD)  
107, M. Jones, DET at GB 11/06 (7 rec., 2 TD)  
107, Hopkins, HOU vs. TEN 10/01 (10 rec., 1 TD)  
107, Anderson, NYJ vs. KC 12/03 (8 rec., 0 TD)  
106, Bell, PIT at CIN 12/04 (5 rec., 1 TD)  
106, Jackson, TB vs. NE 10/05 (5 rec., 0 TD)  
106, Watkins, LAR at SF 09/21 (6 rec., 2 TD)  
105, Allen, LAC vs. CLE 12/03 (10 rec., 1 TD)  
105, Thompson, WAS vs. SF 10/15 (4 rec., 0 TD)  
105, Baldwin, SEA at TEN 09/24 (10 rec., 1 TD)  
105, Ja. Brown, ARI vs. SF 10/01 (ot) (8 rec., 0 TD)  
105, Benjamin, LAC vs. KC 09/24 (5 rec., 0 TD)  
105, P. Richardson, SEA vs. HOU 10/29 (6 rec., 2 TD)  
105, Kearse, NYJ vs. CAR 11/26 (7 rec., 1 TD)  
104, Anderson, NYJ vs. ATL 10/29 (6 rec., 1 TD)  
104, Benjamin, CAR at NE 10/01 (4 rec., 0 TD)  
104, Rogers, IND vs. PIT 11/12 (6 rec., 1 TD)  
103, Ertz, PHI vs. CHI 11/26 (10 rec., 1 TD)  
103, Kelce, KC vs. PHI 09/17 (8 rec., 1 TD)  
101, Hurns, JAX at IND 10/22 (5 rec., 0 TD)  
101, McCaffrey, CAR vs. NO 09/24 (9 rec., 0 TD)  
101, Brown, PIT at CIN 12/04 (8 rec., 1 TD)  
101, Kamara, NO at LAR 11/26 (6 rec., 1 TD)  
100, Allen, LAC vs. MIA 09/17 (9 rec., 0 TD)  
100, Amendola, NE vs. KC 09/07 (6 rec., 0 TD)

WEEK 13 / THROUGH MONDAY, DECEMBER 4, 2017

**100-Yard Rushing Games**

181, Fournette, JAX at PIT 10/08 (28 att., 2 TD)  
179, Bell, PIT at KC 10/15 (32 att., 1 TD)  
172, K. Hunt, KC at LAC 09/24 (17 att., 1 TD)  
167, Howard, CHI at BAL 10/15 (ot) (36 att., 0 TD)  
163, Powell, NYJ vs. JAX 10/01 (ot) (21 att., 1 TD)  
159, A. Peterson, ARI at SF 11/05 (37 att., 0 TD)  
151, McCoy, BUF vs. OAK 10/29 (27 att., 1 TD)  
150, E. Elliott, DAL at WAS 10/29 (33 att., 2 TD)  
148, K. Hunt, KC at NE 09/07 (17 att., 1 TD)  
147, E. Elliott, DAL at SF 10/22 (26 att., 2 TD)  
144, Bell, PIT at BAL 10/01 (35 att., 2 TD)  
140, Howard, CHI vs. PIT 09/24 (ot) (23 att., 2 TD)  
136, Blount, PHI at LAC 10/01 (16 att., 0 TD)  
134, Bell, PIT vs. CIN 10/22 (35 att., 0 TD)  
134, A. Peterson, ARI vs. TB 10/15 (26 att., 2 TD)  
134, Ingram, NO vs. WAS 11/19 (ot) (11 att., 1 TD)  
132, Gordon, LAC at NE 10/29 (14 att., 1 TD)  
131, Henry, TEN vs. IND 10/16 (19 att., 1 TD)  
131, A. Jones, GB vs. NO 10/22 (17 att., 1 TD)  
131, Ingram, NO at BUF 11/12 (21 att., 3 TD)  
130, Ajayi, MIA at ATL 10/15 (26 att., 0 TD)  
130, Fournette, JAX vs. LAR 10/15 (21 att., 1 TD)  
127, Cook, MIN vs. NO 09/11 (22 att., 0 TD)  
127, Morris, DAL vs. WAS 11/30 (27 att., 1 TD)  
125, Howard, CHI vs. DET 11/19 (15 att., 1 TD)  
125, A. Jones, GB at DAL 10/08 (19 att., 1 TD)  
124, Hyde, SF at SEA 09/17 (15 att., 0 TD)  
122, Ajayi, MIA at LAC 09/17 (28 att., 0 TD)  
122, Yeldon, JAX at IND 10/22 (9 att., 1 TD)  
121, Gurley, LAR at DAL 10/01 (23 att., 0 TD)  
120, Drake, MIA vs. DEN 12/03 (23 att., 1 TD)  
118, C. Anderson, DEN vs. DAL 09/17 (25 att., 1 TD)  
117, Perine, WAS at NO 11/19 (ot) (23 att., 1 TD)  
117, Darkwa, NYG at DEN 10/15 (21 att., 0 TD)  
116, E. Elliott, DAL vs. GB 10/08 (29 att., 0 TD)  
116, Gurley, LAR at JAX 10/15 (23 att., 0 TD)  
115, Murray, TEN vs. SEA 09/24 (14 att., 1 TD)  
114, Mixon, CIN vs. CLE 11/26 (23 att., 1 TD)  
114, Ingram, NO vs. DET 10/15 (25 att., 2 TD)  
114, McCoy, BUF at LAC 11/19 (13 att., 1 TD)  
113, Williams, GB vs. TB 12/03 (ot) (21 att., 1 TD)  
113, Murray, MIN vs. BAL 10/22 (18 att., 1 TD)  
113, Gurley, LAR at SF 09/21 (28 att., 2 TD)  
113, Collins, BAL vs. MIA 10/26 (18 att., 0 TD)  
112, D. Lewis, NE vs. MIA 11/26 (15 att., 0 TD)  
111, Fournette, JAX at CLE 11/19 (28 att., 0 TD)  
110, Stewart, CAR vs. MIA 11/13 (17 att., 0 TD)  
110, McCoy, BUF vs. NYJ 09/10 (22 att., 0 TD)  
109, Henry, TEN vs. HOU 12/03 (11 att., 1 TD)  
107, K. Hunt, KC at HOU 10/08 (29 att., 0 TD)  
106, Freeman, ATL at DET 09/24 (21 att., 1 TD)  
106, Gurley, LAR vs. ARI 10/22 (22 att., 1 TD)  
106, Kamara, NO at BUF 11/12 (12 att., 1 TD)  
105, Ingram, NO at GB 10/22 (22 att., 1 TD)  
105, Gordon, LAC at NYG 10/08 (20 att., 0 TD)  
104, E. Elliott, DAL vs. NYG 09/10 (24 att., 0 TD)  
102, Barber, TB at GB 12/03 (ot) (23 att., 0 TD)  
102, Howard, CHI at NO 10/29 (23 att., 0 TD)  
101, Lynch, OAK vs. NYG 12/03 (17 att., 1 TD)  
101, K. Hunt, KC vs. WAS 10/02 (21 att., 0 TD)  
100, Fournette, JAX at HOU 09/10 (26 att., 1 TD)  
100, Perine, WAS vs. NYG 11/23 (24 att., 0 TD)

**WEEK 13 / THROUGH MONDAY, DECEMBER 4, 2017**

**AFC / LEADING PASSERS**

Player, Team	Att	Comp	Pct		Avg		Pct			Pct	Rating
			Comp	Yds	Gain	TD	TD	Long	Int		
Brady, N.E.	438	300	68.5	3632	8.29	26	5.9	64t	4	0.9	109.7
A. Smith, K.C.	402	273	67.9	3239	8.06	23	5.7	79t	4	1.0	107.2
*Watson, Hou.	204	126	61.8	1699	8.33	19	9.3	72t	8	3.9	103.0
McCown, NY-J	385	261	67.8	2880	7.48	18	4.7	69t	8	2.1	96.7
<b>Rivers, LA-C</b>	<b>431</b>	<b>272</b>	<b>63.1</b>	<b>3292</b>	<b>7.64</b>	<b>21</b>	<b>4.9</b>	<b>75t</b>	<b>7</b>	<b>1.6</b>	<b>96.0</b>
Dalton, Cin.	360	222	61.7	2606	7.24	20	5.6	77t	8	2.2	92.9
Carr, Oak.	379	244	64.4	2731	7.21	17	4.5	64t	8	2.1	91.9
Roethlisberger, Pit.	436	274	62.8	3238	7.43	22	5.0	97t	13	3.0	89.8
Taylor, Buf.	326	206	63.2	2090	6.41	12	3.7	47	4	1.2	88.6
Bortles, Jac.	383	229	59.8	2553	6.67	14	3.7	52	8	2.1	83.2
Brissett, Ind.	359	217	60.4	2542	7.08	10	2.8	80t	7	1.9	83.1
Cutler, Mia.	302	193	63.9	1837	6.08	15	5.0	36	11	3.6	82.1
Mariota, Ten.	329	208	63.2	2423	7.36	10	3.0	75t	12	3.6	80.4
Flacco, Bal.	387	252	65.1	2144	5.54	11	2.8	66	11	2.8	77.1
Hoyer, S.F.-N.E.	208	122	58.7	1282	6.16	4	1.9	59	4	1.9	75.0
Siemian, Den.	309	182	58.9	2018	6.53	11	3.6	44	13	4.2	72.7
Savage, Hou.	211	119	56.4	1349	6.39	5	2.4	57	6	2.8	71.8
*Kizer, Cle.	345	181	52.5	2038	5.91	6	1.7	44	15	4.3	58.1

**AFC / LEADING PASSERS, RANKS**

Player, Team	Att	Comp	Pct		Avg		Pct			Pct	Rating
			Comp	Yds	Gain	TD	TD	Long	Int		
Brady, N.E.	1	1	1	1	2	1	2		1t	1	1
A. Smith, K.C.	4	3	2	3	3	2	3		1t	2	2
*Watson, Hou.	18	16	11	16	1	6	1		8t	16	3
McCown, NY-J	6	5	3	5	5	7	8		8t	7	4
<b>Rivers, LA-C</b>	<b>3</b>	<b>4</b>	<b>9</b>	<b>2</b>	<b>4</b>	<b>4</b>	<b>7</b>		<b>6t</b>	<b>4</b>	<b>5</b>
Dalton, Cin.	9	9	12	7	8	5	4		8t	10	6
Carr, Oak.	8	7	5	6	9	8	9		8t	9	7
Roethlisberger, Pit.	2	2	10	4	6	3	5		16t	13	8
Taylor, Buf.	13	12	8	12	13	11	10		1t	3	9
Bortles, Jac.	7	8	14	8	11	10	11		8t	8	10
Brissett, Ind.	10	10	13	9	10	14t	15		6t	6	11
Cutler, Mia.	15	13	6	15	16	9	6		13t	14	12
Mariota, Ten.	12	11	7	10	7	14t	13		15	15	13
Flacco, Bal.	5	6	4	11	18	12t	14		13t	11	14
Hoyer, S.F.-N.E.	17	17	16	18	15	18t	17		1t	5	15
Siemian, Den.	14	14	15	14	12	12t	12		16t	17	16
Savage, Hou.	16	18	17	17	14	17	16		5	12	17
*Kizer, Cle.	11	15	18	13	17	16	18		18	18	18

WEEK 13 / THROUGH MONDAY, DECEMBER 4, 2017

**AFC / FOURTH-QUARTER PASSING LEADERS**

Rank	Player, Team	Att	Comp	Comp%	Yards	YPA	TD	TD%	Int	Int%	Rating
1)	Rivers, LA-C	110	69	62.7	822	7.47	8	7.3	1	0.9	105.9
2)	Cutler, Mia.	85	55	64.7	566	6.66	5	5.9	1	1.2	98.5
3)	*Watson, Hou.	58	33	56.9	588	10.14	6	10.3	4	6.9	97.5
4)	Roethlisberger, Pit.	107	72	67.3	822	7.68	6	5.6	3	2.8	97.2
5)	Hoyer, S.F.-N.E.	60	34	56.7	367	6.12	4	6.7	0	0.0	97.0
6)	Brady, N.E.	93	62	66.7	656	7.05	4	4.3	1	1.1	96.9
7)	Carr, Oak.	124	78	62.9	890	7.18	6	4.8	2	1.6	93.8
8)	Taylor, Buf.	75	52	69.3	508	6.77	2	2.7	1	1.3	91.4
9)	A. Smith, K.C.	121	76	62.8	906	7.49	5	4.1	3	2.5	89.1
10)	Moore, Mia.	53	33	62.3	417	7.87	4	7.5	3	5.7	88.3
11)	McCown, NY-J	107	71	66.4	788	7.36	4	3.7	4	3.7	84.9
12)	Mariota, Ten.	82	47	57.3	549	6.70	4	4.9	3	3.7	78.8
13)	Osweiler, Den.	39	23	59.0	196	5.03	2	5.1	1	2.6	78.6
14)	Siemian, Den.	95	59	62.1	688	7.24	4	4.2	5	5.3	76.1
15)	Flacco, Bal.	102	66	64.7	527	5.17	3	2.9	3	2.9	75.1
16)	Dalton, Cin.	77	41	53.2	456	5.92	2	2.6	1	1.3	74.4
17)	Savage, Hou.	60	34	56.7	434	7.23	1	1.7	3	5.0	64.2
18)	Brissett, Ind.	103	58	56.3	562	5.46	0	0.0	3	2.9	59.6
19)	Bortles, Jac.	79	45	57.0	454	5.75	1	1.3	4	5.1	56.6
20)	*Kizer, Cle.	127	62	48.8	717	5.65	2	1.6	6	4.7	51.9

**AFC / THIRD-DOWN PASSING LEADERS**

Rank	Player, Team	Att	Comp	Comp%	Yards	YPA	TD	TD%	Int	Int%	Rating
1)	McCown, NY-J	120	85	70.8	1043	8.69	6	5.0	3	2.5	103.6
2)	Brady, N.E.	110	69	62.7	901	8.19	7	6.4	2	1.8	102.1
3)	Dalton, Cin.	100	58	58.0	667	6.67	10	10.0	4	4.0	94.9
4)	Flacco, Bal.	108	66	61.1	620	5.74	5	4.6	1	0.9	88.5
5)	Taylor, Buf.	107	70	65.4	707	6.61	5	4.7	3	2.8	88.0
6)	A. Smith, K.C.	98	57	58.2	654	6.67	4	4.1	1	1.0	87.7
7)	Rivers, LA-C	128	78	60.9	1028	8.03	6	4.7	5	3.9	85.7
8)	Carr, Oak.	103	65	63.1	757	7.35	4	3.9	4	3.9	82.1
9)	Brissett, Ind.	112	63	56.3	756	6.75	4	3.6	2	1.8	81.5
10)	Savage, Hou.	68	34	50.0	484	7.12	2	2.9	1	1.5	77.1
11)	Cutler, Mia.	80	49	61.3	508	6.35	3	3.8	3	3.8	76.5
12)	Hoyer, S.F.-N.E.	61	36	59.0	293	4.80	2	3.3	1	1.6	75.4
13)	Bortles, Jac.	125	72	57.6	760	6.08	4	3.2	4	3.2	72.8
14)	Roethlisberger, Pit.	118	66	55.9	818	6.93	7	5.9	7	5.9	72.6
15)	Mariota, Ten.	103	58	56.3	638	6.19	2	1.9	3	2.9	69.2
16)	Siemian, Den.	87	47	54.0	535	6.15	4	4.6	4	4.6	68.9
17)	*Kizer, Cle.	88	44	50.0	569	6.47	0	0.0	4	4.5	51.8



**WEEK 13 / THROUGH MONDAY, DECEMBER 4, 2017**

**AFC / LEADING RUSHERS**

Rank	Player, Team	Att	Yards	Avg	Long	TD
1)	Bell, Pit.	270	1057	3.9	27	5
2)	*K. Hunt, K.C.	193	930	4.8	69t	4
3)	McCoy, Buf.	207	851	4.1	48t	4
4)	*Fournette, Jac.	207	822	4.0	90t	7
5)	Gordon, LA-C	207	775	3.7	87t	5
6)	L. Miller, Hou.	194	711	3.7	21	3
7)	Collins, Bal.	144	705	4.9	50	4
8)	C. Anderson, Den.	159	652	4.1	40	2
9)	Gore, Ind.	174	632	3.6	21	3
10)	Henry, Ten.	125	629	5.0	75t	4
11)	Crowell, Cle.	155	595	3.8	27	2
12)	D. Lewis, N.E.	112	590	5.3	44	3
13)	Lynch, Oak.	140	558	4.0	51t	6
14t)	*Mixon, Cin.	157	518	3.3	25	4
14t)	Murray, Ten.	140	518	3.7	75t	5
16)	Powell, NY-J	120	502	4.2	75t	3
17)	Allen, Bal.	121	422	3.5	37	2
18)	Gillislee, N.E.	98	355	3.6	16	4
19)	Taylor, Buf. (QB)	69	334	4.8	32	3
20)	*Foreman, Hou.	78	327	4.2	39	2
21)	Forte, NY-J	82	325	4.0	20	2
22)	Drake, Mia.	65	320	4.9	66t	2
23)	*Kizer, Cle. (QB)	59	308	5.2	20	5
24)	A. Smith, K.C. (QB)	48	305	6.4	70	1
25)	*McGuire, NY-J	79	300	3.8	69t	1
26)	Charles, Den.	69	296	4.3	19	1
27)	Ivory, Jac.	89	292	3.3	19	1
28)	Bortles, Jac. (QB)	44	284	6.5	28	2
29)	D. Johnson, Cle.	59	277	4.7	19t	2
30)	*Mack, Ind.	69	276	4.0	35	2
31)	*Watson, Hou. (QB)	36	269	7.5	49t	2
32)	Burkhead, N.E.	55	244	4.4	31	3
33)	Richard, Oak.	52	233	4.5	52t	1
34)	Mariota, Ten. (QB)	43	213	5.0	34t	5
35)	Brissett, Ind. (QB)	47	206	4.4	25	3
36)	Yeldon, Jac.	31	199	6.4	58t	1
37t)	Bernard, Cin.	47	198	4.2	25	0
37t)	*Ekeler, LA-C	41	198	4.8	35t	2
39)	Williams, Mia.	46	181	3.9	69	0
40t)	C. Grant, Jac.	20	179	9.0	58	1
40t)	Tolbert, Buf.	50	179	3.6	18	1
42)	White, N.E.	43	171	4.0	10	0
43)	Booker, Den.	48	170	3.5	26	1
44)	Washington, Oak.	48	141	2.9	11	2
45)	West, Bal.	39	138	3.5	13	2
46t)	*Conner, Pit.	27	125	4.6	23	0
46t)	Patterson, Oak. (WR)	12	125	10.4	47t	2
48)	McCown, NY-J (QB)	35	117	3.3	22	5
49)	J. Hill, Cin.	37	116	3.1	13	0
50)	Siemian, Den. (QB)	28	114	4.1	15	1

**AFC / THIRD-AND-ONE RUSHING LEADERS**

Rank	Player, Team	Att	FD	Pct
1t)	Turbin, Ind.	7	7	100.0
1t)	*K. Hunt, K.C.	6	6	100.0
1t)	Allen, Bal.	5	5	100.0
1t)	*Kizer, Cle.	5	5	100.0
1t)	D. Johnson, Cle.	4	4	100.0
1t)	Watson, Pit.	3	3	100.0
7)	Gore, Ind.	8	7	87.5
8t)	Henry, Ten.	6	5	83.3
8t)	Ivory, Jac.	6	5	83.3
10)	A. Smith, K.C.	5	4	80.0
11t)	Lynch, Oak.	8	6	75.0
11t)	Brady, N.E.	4	3	75.0
11t)	Charles, Den.	4	3	75.0
11t)	Crowell, Cle.	4	3	75.0
15)	McCoy, Buf.	7	5	71.4
16)	*Foreman, Hou.	6	4	66.7
17)	*Fournette, Jac.	5	3	60.0
18t)	Bell, Pit.	6	3	50.0
18t)	Gillislee, N.E.	6	3	50.0
20)	Gordon, LA-C	9	4	44.4

**WEEK 13 / THROUGH MONDAY, DECEMBER 4, 2017**

**AFC / LEADERS IN RECEPTIONS**

Rank	Player, Team	Rec	Yards	Avg	Long	TD
1)	Brown, Pit.	88	1296	14.7	51t	9
2)	Landry, Mia.	80	699	8.7	49	6
3t)	Hopkins, Hou.	77	1084	14.1	72t	9
<b>3t)</b>	<b>Allen, LA-C</b>	<b>77</b>	<b>1032</b>	<b>13.4</b>	<b>50</b>	<b>5</b>
5t)	Kelce, K.C. (TE)	66	871	13.2	44	7
5t)	Bell, Pit. (RB)	66	502	7.6	42	1
7)	Doyle, Ind. (TE)	62	560	9.0	26	2
8t)	Hill, K.C.	60	911	15.2	79t	6
8t)	Green, Cin.	60	886	14.8	77t	8
8t)	De. Thomas, Den.	60	678	11.3	40	3
11)	Walker, Ten. (TE)	58	676	11.7	42	2
12)	Gronkowski, N.E. (TE)	55	849	15.4	53t	7
13)	Cooks, N.E.	53	886	16.7	64t	5
14)	D. Johnson, Cle. (RB)	52	456	8.8	41t	2
15t)	Kearse, NY-J	51	677	13.3	51	5
15t)	Lee, Jac.	51	637	12.5	45	3
15t)	White, N.E. (RB)	51	410	8.0	27	2
18)	Anderson, NY-J	49	821	16.8	69t	7
19t)	Stills, Mia.	48	733	15.3	61t	6
19t)	McCoy, Buf. (RB)	48	304	6.3	24	1
21)	Amendola, N.E.	46	489	10.6	27	2
22)	Watson, Bal. (TE)	45	347	7.7	33	3
23t)	J. Cook, Oak. (TE)	43	546	12.7	35	1
23t)	Seferian-Jenkins, NY-J (TE)	43	322	7.5	28	3
25t)	Crabtree, Oak.	42	502	12.0	41t	6
25t)	Cooper, Oak.	42	499	11.9	45t	5
<b>25t)</b>	<b>Gordon, LA-C (RB)</b>	<b>42</b>	<b>302</b>	<b>7.2</b>	<b>22</b>	<b>4</b>
25t)	Allen, Bal. (RB)	42	204	4.9	14	2
29t)	Hilton, Ind.	41	791	19.3	80t	4
29t)	Matthews, Ten.	41	626	15.3	75t	3
29t)	LaFell, Cin.	41	428	10.4	37t	2
32t)	Sanders, Den.	39	471	12.1	38	2
32t)	*K. Hunt, K.C. (RB)	39	367	9.4	78t	2
<b>34t)</b>	<b>Henry, LA-C (TE)</b>	<b>38</b>	<b>501</b>	<b>13.2</b>	<b>34</b>	<b>3</b>
34t)	A. Ellington, Ariz-Hou. (RB)	38	353	9.3	29	0
36t)	*Smith-Schuster, Pit.	37	585	15.8	97t	5
36t)	J. Thomas, Mia. (TE)	37	362	9.8	27	3
36t)	Decker, Ten.	37	353	9.5	27	1
39t)	Benjamin, Car.-Buf.	36	537	14.9	43	2
39t)	Hurns, Jac.	36	446	12.4	50	2
39t)	Parker, Mia.	36	414	11.5	31	1
39t)	Maclin, Bal.	36	391	10.9	48t	3
43)	Wallace, Bal.	34	487	14.3	66	3
44t)	Hogan, N.E.	33	438	13.3	47t	5
44t)	Kroft, Cin. (TE)	33	347	10.5	59	5
44t)	Murray, Ten. (RB)	33	238	7.2	18	1
47t)	C. Clay, Buf. (TE)	32	378	11.8	44	2
47t)	Forte, NY-J (RB)	32	255	8.0	34	1
49t)	Bryant, Pit.	31	386	12.5	51	2
49t)	L. Miller, Hou. (RB)	31	309	10.0	32	3

WEEK 13 / THROUGH MONDAY, DECEMBER 4, 2017

**AFC / RECEIVING YARDAGE LEADERS**

Rank	Player, Team	Yards	Rec	Avg	Long	TD
1)	Brown, Pit.	1296	88	14.7	51t	9
2)	Hopkins, Hou.	1084	77	14.1	72t	9
3)	Allen, LA-C	1032	77	13.4	50	5
4)	Hill, K.C.	911	60	15.2	79t	6
5t)	Cooks, N.E.	886	53	16.7	64t	5
5t)	Green, Cin.	886	60	14.8	77t	8
7)	Kelce, K.C. (TE)	871	66	13.2	44	7
8)	Gronkowski, N.E. (TE)	849	55	15.4	53t	7
9)	Anderson, NY-J	821	49	16.8	69t	7
10)	Hilton, Ind.	791	41	19.3	80t	4
11)	Stills, Mia.	733	48	15.3	61t	6
12)	Landry, Mia.	699	80	8.7	49	6
13)	De. Thomas, Den.	678	60	11.3	40	3
14)	Kearse, NY-J	677	51	13.3	51	5
15)	Walker, Ten. (TE)	676	58	11.7	42	2
16)	Lee, Jac.	637	51	12.5	45	3
17)	Matthews, Ten.	626	41	15.3	75t	3
18)	*Smith-Schuster, Pit.	585	37	15.8	97t	5
19)	Doyle, Ind. (TE)	560	62	9.0	26	2
20)	J. Cook, Oak. (TE)	546	43	12.7	35	1
21)	Benjamin, Car.-Buf.	537	36	14.9	43	2
22t)	Bell, Pit. (RB)	502	66	7.6	42	1
22t)	Crabtree, Oak.	502	42	12.0	41t	6
24)	Henry, LA-C (TE)	501	38	13.2	34	3
25)	Cooper, Oak.	499	42	11.9	45t	5
26)	Amendola, N.E.	489	46	10.6	27	2
27)	Wallace, Bal.	487	34	14.3	66	3
28)	Sanders, Den.	471	39	12.1	38	2
29)	D. Johnson, Cle. (RB)	456	52	8.8	41t	2
30)	Ty. Williams, LA-C	448	28	16.0	75t	2
31)	Hurns, Jac.	446	36	12.4	50	2
32)	Benjamin, LA-C	443	27	16.4	46	3
33)	Hogan, N.E.	438	33	13.3	47t	5
34)	LaFell, Cin.	428	41	10.4	37t	2
35)	Parker, Mia.	414	36	11.5	31	1
36)	White, N.E. (RB)	410	51	8.0	27	2
37t)	Maclin, Bal.	391	36	10.9	48t	3
37t)	Moncrief, Ind.	391	26	15.0	60t	2
37t)	Thompson, Chi.-Buf.	391	30	13.0	44	2
40)	Bryant, Pit.	386	31	12.5	51	2
41)	C. Clay, Buf. (TE)	378	32	11.8	44	2
42)	*K. Hunt, K.C. (RB)	367	39	9.4	78t	2
43)	J. Thomas, Mia. (TE)	362	37	9.8	27	3
44t)	Decker, Ten.	353	37	9.5	27	1
44t)	A. Ellington, Ariz-Hou. (RB)	353	38	9.3	29	0
46t)	Kroft, Cin. (TE)	347	33	10.5	59	5
46t)	Watson, Bal. (TE)	347	45	7.7	33	3
48)	DeValve, Cle. (TE)	335	26	12.9	49	1
49)	*Njoku, Cle. (TE)	332	28	11.9	33	4
50)	B. Ellington, Hou.	330	29	11.4	35	2

WEEK 13 / THROUGH MONDAY, DECEMBER 4, 2017

AFC / THIRD-DOWN RECEIVING LEADERS

Rank	Player, Team	Rec	Yards	Avg	Long	TD
1)	Allen, LA-C	31	464	15.0	50	2
2)	Landry, Mia.	23	228	9.9	49	2
3)	Lee, Jac.	21	233	11.1	31	2
4t)	Brown, Pit.	20	291	14.6	51t	1
4t)	Hopkins, Hou.	20	247	12.4	34t	2
6t)	Gronkowski, N.E. (TE)	18	305	16.9	53t	3
6t)	White, N.E. (RB)	18	157	8.7	27	1
6t)	McCoy, Buf. (RB)	18	138	7.7	24	0
9t)	De. Thomas, Den.	17	255	15.0	40	1
9t)	D. Johnson, Cle. (RB)	17	160	9.4	34	0
11t)	Hilton, Ind.	15	303	20.2	80t	2
11t)	Kearse, NY-J	15	268	17.9	51	2
11t)	Walker, Ten. (TE)	15	157	10.5	19	0
11t)	Murray, Ten. (RB)	15	117	7.8	18	1
15t)	Anderson, NY-J	14	230	16.4	41	1
15t)	Kelce, K.C. (TE)	14	180	12.9	32	1
15t)	Hill, K.C.	14	177	12.6	40	0
15t)	Amendola, N.E.	14	172	12.3	27	1
19t)	Green, Cin.	13	207	15.9	47	6
19t)	Hurns, Jac.	13	187	14.4	50	1
19t)	Sanders, Den.	13	155	11.9	38	0
22t)	Stills, Mia.	12	267	22.3	61t	3
22t)	*Smith-Schuster, Pit.	12	235	19.6	97t	2
22t)	Maclin, Bal.	12	194	16.2	48t	2
22t)	J. Cook, Oak. (TE)	12	162	13.5	35	0
22t)	Hogan, N.E.	12	133	11.1	26	2
22t)	Doyle, Ind. (TE)	12	117	9.8	14	1
22t)	Cooper, Oak.	12	104	8.7	23	1
22t)	Yeldon, Jac. (RB)	12	91	7.6	16	0
22t)	Bell, Pit. (RB)	12	69	5.8	23	0
31t)	Forte, NY-J (RB)	11	139	12.6	34	1
31t)	Matthews, Ten.	11	138	12.5	24	0
31t)	A. Ellington, Ariz-Hou. (RB)	11	124	11.3	29	0
31t)	Matthews, Buf.	11	119	10.8	28	0
31t)	Seferian-Jenkins, NY-J (TE)	11	67	6.1	18	2
36t)	Thompson, Chi.-Buf.	10	120	12.0	27	1
36t)	Kerley, NY-J	10	117	11.7	30	0
36t)	Crabtree, Oak.	10	112	11.2	26t	2
36t)	LaFell, Cin.	10	105	10.5	27	1
36t)	Rogers, Ind.	10	96	9.6	19	0
36t)	Watson, Bal. (TE)	10	71	7.1	20	2
36t)	Powell, NY-J (RB)	10	58	5.8	13	0
43t)	Benjamin, Car.-Buf.	9	169	18.8	43	1
43t)	Parker, Mia.	9	140	15.6	31	0
43t)	Ty. Williams, LA-C	9	122	13.6	31	0
43t)	Patterson, Oak.	9	119	13.2	54	0
43t)	*Ekeler, LA-C (RB)	9	111	12.3	38	1
43t)	Roberts, Oak.	9	101	11.2	29	0
43t)	Decker, Ten.	9	98	10.9	17	1
43t)	DeValve, Cle. (TE)	9	97	10.8	25	0
43t)	Kroft, Cin. (TE)	9	86	9.6	21	1
43t)	James, Pit. (TE)	9	77	8.6	19	3
43t)	West, K.C. (RB)	9	52	5.8	11	1
43t)	Bernard, Cin. (RB)	9	50	5.6	18	0



WEEK 13 / THROUGH MONDAY, DECEMBER 4, 2017

AFC / LEADING SCORERS, NONKICKERS

Rank	Player, Team	TD	Rush	Rec	Ret	X2	Pts
1)	Brown, Pit. (WR)	9	0	9	0	1	56
<b>2t)</b>	<b>Gordon, LA-C (RB)</b>	<b>9</b>	<b>5</b>	<b>4</b>	<b>0</b>	<b>0</b>	<b>54</b>
2t)	Hopkins, Hou. (WR)	9	0	9	0	0	54
4t)	*Fournette, Jac. (RB)	8	7	1	0	0	48
4t)	Green, Cin. (WR)	8	0	8	0	0	48
6t)	Anderson, NY-J (WR)	7	0	7	0	0	42
6t)	W. Fuller, Hou. (WR)	7	0	7	0	0	42
6t)	Gronkowski, N.E. (TE)	7	0	7	0	0	42
6t)	Hill, K.C. (WR)	7	0	6	1	0	42
6t)	Kelce, K.C. (TE)	7	0	7	0	0	42
11)	Crabtree, Oak. (WR)	6	0	6	0	1	38
12t)	Bell, Pit. (RB)	6	5	1	0	0	36
12t)	Burkhead, N.E. (RB)	6	3	3	0	0	36
12t)	*K. Hunt, K.C. (RB)	6	4	2	0	0	36
12t)	Landry, Mia. (WR)	6	0	6	0	0	36
12t)	Lynch, Oak. (RB)	6	6	0	0	0	36
12t)	L. Miller, Hou. (RB)	6	3	3	0	0	36
12t)	Murray, Ten. (RB)	6	5	1	0	0	36
12t)	Stills, Mia. (WR)	6	0	6	0	0	36
20t)	Cooks, N.E. (WR)	5	0	5	0	1	32
20t)	Lewis, Jac. (TE)	5	0	5	0	1	32
<b>22t)</b>	<b>Allen, LA-C (WR)</b>	<b>5</b>	<b>0</b>	<b>5</b>	<b>0</b>	<b>0</b>	<b>30</b>
22t)	Cooper, Oak. (WR)	5	0	5	0	0	30
<b>22t)</b>	<b>*Ekeler, LA-C (RB)</b>	<b>5</b>	<b>2</b>	<b>3</b>	<b>0</b>	<b>0</b>	<b>30</b>
22t)	Hogan, N.E. (WR)	5	0	5	0	0	30
22t)	Kearse, NY-J (WR)	5	0	5	0	0	30
22t)	*Kizer, Cle. (QB)	5	5	0	0	0	30
22t)	Kroft, Cin. (TE)	5	0	5	0	0	30
22t)	D. Lewis, N.E. (RB)	5	3	1	1	0	30
22t)	Mariota, Ten. (QB)	5	5	0	0	0	30
22t)	McCown, NY-J (QB)	5	5	0	0	0	30
22t)	McCoy, Buf. (RB)	5	4	1	0	0	30
22t)	*Smith-Schuster, Pit. (WR)	5	0	5	0	0	30
34t)	Allen, Bal. (RB)	4	2	2	0	0	24
<b>34t)</b>	<b>Benjamin, LA-C (WR)</b>	<b>4</b>	<b>0</b>	<b>3</b>	<b>1</b>	<b>0</b>	<b>24</b>
34t)	Collins, Bal. (RB)	4	4	0	0	0	24
34t)	Gillislee, N.E. (RB)	4	4	0	0	0	24
34t)	Henry, Ten. (RB)	4	4	0	0	0	24
34t)	Hilton, Ind. (WR)	4	0	4	0	0	24
34t)	D. Johnson, Cle. (RB)	4	2	2	0	0	24
34t)	*Mixon, Cin. (RB)	4	4	0	0	0	24
34t)	*Njoku, Cle. (TE)	4	0	4	0	0	24
43t)	Drake, Mia. (RB)	3	2	1	0	1	20
43t)	Lee, Jac. (WR)	3	0	3	0	1	20
45t)	C. Anderson, Den. (RB)	3	2	1	0	0	18
45t)	Brissett, Ind. (QB)	3	3	0	0	0	18
45t)	Forte, NY-J (RB)	3	2	1	0	0	18
45t)	Fowler, Den. (WR)	3	0	3	0	0	18
45t)	Gore, Ind. (RB)	3	3	0	0	0	18
<b>45t)</b>	<b>Henry, LA-C (TE)</b>	<b>3</b>	<b>0</b>	<b>3</b>	<b>0</b>	<b>0</b>	<b>18</b>
45t)	Holmes, Buf. (WR)	3	0	3	0	0	18
45t)	Holton, Oak. (WR)	3	0	3	0	0	18
45t)	James, Pit. (TE)	3	0	3	0	0	18
45t)	*Mack, Ind. (RB)	3	2	1	0	0	18
45t)	Maclin, Bal. (WR)	3	0	3	0	0	18
45t)	Matthews, Ten. (WR)	3	0	3	0	0	18
45t)	Powell, NY-J (RB)	3	3	0	0	0	18
45t)	Seferian-Jenkins, NY-J (TE)	3	0	3	0	0	18
45t)	Taylor, Buf. (QB)	3	3	0	0	0	18
45t)	De. Thomas, Den. (WR)	3	0	3	0	0	18
45t)	J. Thomas, Mia. (TE)	3	0	3	0	0	18
45t)	Walker, Ten. (TE)	3	1	2	0	0	18
45t)	Wallace, Bal. (WR)	3	0	3	0	0	18
45t)	Washington, Oak. (RB)	3	2	1	0	0	18
45t)	Watson, Bal. (TE)	3	0	3	0	0	18
45t)	West, K.C. (RB)	3	1	2	0	0	18
45t)	A. Wilson, K.C. (WR)	3	0	3	0	0	18

WEEK 13 / THROUGH MONDAY, DECEMBER 4, 2017

AFC / MOST YARDS FROM SCRIMMAGE

Rank	Player, Team	Yards	Total			Rushing			Receiving		
			Att+Rec	Avg	Yards	Att	Avg	Yards	Rec	Avg	
1)	Bell, Pit. (RB)	1559	336	4.6	1057	270	3.9	502	66	7.6	
2)	*K. Hunt, K.C. (RB)	1297	232	5.6	930	193	4.8	367	39	9.4	
3)	Brown, Pit. (WR)	1296	88	14.7	0	0	---	1296	88	14.7	
4)	McCoy, Buf. (RB)	1155	255	4.5	851	207	4.1	304	48	6.3	
5)	Hopkins, Hou. (WR)	1084	77	14.1	0	0	---	1084	77	14.1	
6)	Gordon, LA-C (RB)	1077	249	4.3	775	207	3.7	302	42	7.2	
7)	Allen, LA-C (WR)	1041	79	13.2	9	2	4.5	1032	77	13.4	
8)	L. Miller, Hou. (RB)	1020	225	4.5	711	194	3.7	309	31	10.0	
9)	*Fournette, Jac. (RB)	1017	232	4.4	822	207	4.0	195	25	7.8	
10)	Hill, K.C. (WR)	971	76	12.8	60	16	3.8	911	60	15.2	
11)	Cooks, N.E. (WR)	912	58	15.7	26	5	5.2	886	53	16.7	
12)	Green, Cin. (WR)	886	60	14.8	0	0	---	886	60	14.8	
13)	Kelce, K.C. (TE)	878	68	12.9	7	2	3.5	871	66	13.2	
14)	Gronkowski, N.E. (TE)	849	55	15.4	0	0	---	849	55	15.4	
15)	Anderson, NY-J (WR)	829	51	16.3	8	2	4.0	821	49	16.8	
16)	C. Anderson, Den. (RB)	806	178	4.5	652	159	4.1	154	19	8.1	
17)	Gore, Ind. (RB)	801	194	4.1	632	174	3.6	169	20	8.5	
18)	Hilton, Ind. (WR)	791	41	19.3	0	0	---	791	41	19.3	
19)	*Mixon, Cin. (RB)	784	184	4.3	518	157	3.3	266	27	9.9	
20)	Collins, Bal. (RB)	780	155	5.0	705	144	4.9	75	11	6.8	
21)	Crowell, Cle. (RB)	775	175	4.4	595	155	3.8	180	20	9.0	
22)	Murray, Ten. (RB)	756	173	4.4	518	140	3.7	238	33	7.2	
23t)	D. Johnson, Cle. (RB)	733	111	6.6	277	59	4.7	456	52	8.8	
23t)	Stills, Mia. (WR)	733	48	15.3	0	0	---	733	48	15.3	
25)	Landry, Mia. (WR)	692	81	8.5	-7	1	-7.0	699	80	8.7	
26)	Henry, Ten. (RB)	684	132	5.2	629	125	5.0	55	7	7.9	
27)	De. Thomas, Den. (WR)	678	60	11.3	0	0	---	678	60	11.3	
28t)	Kearse, NY-J (WR)	677	51	13.3	0	0	---	677	51	13.3	
28t)	D. Lewis, N.E. (RB)	677	127	5.3	590	112	5.3	87	15	5.8	
30)	Lynch, Oak. (RB)	675	152	4.4	558	140	4.0	117	12	9.8	
31)	Walker, Ten. (TE)	674	60	11.2	-2	2	-1.0	676	58	11.7	
32)	Powell, NY-J (RB)	662	142	4.7	502	120	4.2	160	22	7.3	
33)	Lee, Jac. (WR)	654	52	12.6	17	1	17.0	637	51	12.5	
34)	Allen, Bal. (RB)	626	163	3.8	422	121	3.5	204	42	4.9	
35)	Matthews, Ten. (WR)	623	42	14.8	-3	1	-3.0	626	41	15.3	
36)	*Smith-Schuster, Pit. (WR)	585	37	15.8	0	0	---	585	37	15.8	
37)	White, N.E. (RB)	581	94	6.2	171	43	4.0	410	51	8.0	
38)	Forte, NY-J (RB)	580	114	5.1	325	82	4.0	255	32	8.0	
39)	Doyle, Ind. (TE)	560	62	9.0	0	0	---	560	62	9.0	
40)	J. Cook, Oak. (TE)	546	43	12.7	0	0	---	546	43	12.7	
41)	Benjamin, Car.-Buf. (WR)	537	36	14.9	0	0	---	537	36	14.9	
42)	Benjamin, LA-C (WR)	510	35	14.6	67	8	8.4	443	27	16.4	
43)	Cooper, Oak. (WR)	503	43	11.7	4	1	4.0	499	42	11.9	
44)	Crabtree, Oak. (WR)	502	42	12.0	0	0	---	502	42	12.0	
45)	Henry, LA-C (TE)	501	38	13.2	0	0	---	501	38	13.2	
46)	Wallace, Bal. (WR)	491	35	14.0	4	1	4.0	487	34	14.3	
47)	Amendola, N.E. (WR)	489	46	10.6	0	0	---	489	46	10.6	
48t)	*Ekeler, LA-C (RB)	471	67	7.0	198	41	4.8	273	26	10.5	
48t)	Sanders, Den. (WR)	471	39	12.1	0	0	---	471	39	12.1	
50)	Ivory, Jac. (RB)	467	110	4.2	292	89	3.3	175	21	8.3	

**WEEK 13 / THROUGH MONDAY, DECEMBER 4, 2017**

**AFC / LEADERS IN FIRST DOWNS**

Rank	Player, Team	Rush	Rec	Tot
1)	Bell, Pit. (RB)	59	22	81
2)	Brown, Pit. (WR)	0	63	63
3)	Allen, LA-C (WR)	0	58	58
4)	Hopkins, Hou. (WR)	0	57	57
5t)	Gordon, LA-C (RB)	40	16	56
5t)	McCoy, Buf. (RB)	40	16	56
7)	*K. Hunt, K.C. (RB)	38	15	53
8)	L. Miller, Hou. (RB)	37	15	52
9)	Kelce, K.C. (TE)	2	45	47
10)	Gronkowski, N.E. (TE)	0	45	45
11t)	*Fournette, Jac. (RB)	35	9	44
11t)	Landry, Mia. (WR)	0	44	44
13)	Green, Cin. (WR)	0	43	43
14t)	Allen, Bal. (RB)	26	13	39
14t)	Crowell, Cle. (RB)	30	9	39
14t)	D. Johnson, Cle. (RB)	20	19	39
14t)	*Mixon, Cin. (RB)	31	8	39
18t)	Hill, K.C. (WR)	3	35	38
18t)	De. Thomas, Den. (WR)	0	38	38
20t)	Collins, Bal. (RB)	33	3	36
20t)	Gore, Ind. (RB)	30	6	36
20t)	Lee, Jac. (WR)	1	35	36
23)	Cooks, N.E. (WR)	1	34	35
24)	Walker, Ten. (TE)	1	33	34
25t)	C. Anderson, Den. (RB)	28	5	33
25t)	Henry, Ten. (RB)	30	3	33
25t)	Lynch, Oak. (RB)	28	5	33
25t)	Murray, Ten. (RB)	23	10	33
29t)	Anderson, NY-J (WR)	0	32	32
29t)	D. Lewis, N.E. (RB)	28	4	32
29t)	Stills, Mia. (WR)	0	32	32
32)	Kearse, NY-J (WR)	0	31	31
33t)	Amendola, N.E. (WR)	0	30	30
33t)	White, N.E. (RB)	6	24	30
35)	J. Cook, Oak. (TE)	0	29	29
36)	Matthews, Ten. (WR)	0	28	28
37t)	Crabtree, Oak. (WR)	0	27	27
37t)	Hilton, Ind. (WR)	0	27	27
37t)	*Smith-Schuster, Pit. (WR)	0	27	27
40t)	Cooper, Oak. (WR)	1	25	26
40t)	Henry, LA-C (TE)	0	26	26
40t)	Hurns, Jac. (WR)	0	26	26
40t)	Powell, NY-J (RB)	19	7	26
44)	Sanders, Den. (WR)	0	25	25
45t)	Benjamin, Car.-Buf. (WR)	0	24	24
45t)	Doyle, Ind. (TE)	0	24	24
47t)	Forte, NY-J (RB)	10	13	23
47t)	Gillislee, N.E. (RB)	23	0	23
47t)	Hogan, N.E. (WR)	1	22	23
47t)	Watson, Bal. (TE)	0	23	23

WEEK 13 / THROUGH MONDAY, DECEMBER 4, 2017

AFC / LEADING PUNTERS

Rank	Player, Team	No	Yards	Lg	Avg	TB	Blk	Dwn	OB	Opp Ret	In	Net
1)	Kern, Ten.	54	2776	74	51.4	5	0	3	9	30	225	19 45.4
2)	King, Oak.	50	2459	65	49.2	5	0	6	4	24	155	24 44.1
3)	Lechler, Hou.	64	3132	68	48.9	3	0	8	6	33	401	24 41.7
4)	Kaser, LA-C	55	2666	69	48.5	7	0	5	4	35	276	19 40.9
5)	Colquitt, Cle.	59	2847	67	48.3	1	1	8	3	37	381	17 40.8
6)	Huber, Cin.	63	2991	63	47.5	3	1	11	4	30	320	27 40.8
7)	Edwards, NY-J	63	2952	70	46.9	3	0	8	5	32	340	24 40.5
8)	*Sanchez, Ind.	66	3022	61	45.8	2	1	13	13	16	83	21 43.3
9)	Koch, Bal.	66	3021	67	45.8	3	0	10	14	26	235	31 41.3
10)	Dixon, Den.	58	2654	58	45.8	1	2	9	3	26	259	16 39.6
11)	Schmidt, Buf.	61	2764	60	45.3	5	0	4	6	31	144	21 41.3
12)	Colquitt, K.C.	53	2399	63	45.3	4	0	7	3	22	152	24 40.9
13)	Nortman, Jac.	64	2866	62	44.8	6	1	6	13	20	172	22 39.6
14)	*Haack, Mia.	66	2948	64	44.7	4	0	14	4	26	166	26 40.9
15)	Berry, Pit.	50	2164	62	43.3	2	0	6	8	19	161	22 39.3
16)	R. Allen, N.E.	40	1703	60	42.6	3	0	7	4	18	90	15 38.8

AFC / LEADING PUNTERS, NET AVERAGE

Rank	Player, Team	No	Yards	Lg	Avg	TB	Blk	Dwn	OB	Opp Ret	In	Net
1)	Kern, Ten.	54	2776	74	51.4	5	0	3	9	30	225	19 45.4
2)	King, Oak.	50	2459	65	49.2	5	0	6	4	24	155	24 44.1
3)	*Sanchez, Ind.	66	3022	61	45.8	2	1	13	13	16	83	21 43.3
4)	Lechler, Hou.	64	3132	68	48.9	3	0	8	6	33	401	24 41.7
5)	Schmidt, Buf.	61	2764	60	45.3	5	0	4	6	31	144	21 41.3
6)	Koch, Bal.	66	3021	67	45.8	3	0	10	14	26	235	31 41.3
7)	*Haack, Mia.	66	2948	64	44.7	4	0	14	4	26	166	26 40.9
8)	Kaser, LA-C	55	2666	69	48.5	7	0	5	4	35	276	19 40.9
9)	Colquitt, K.C.	53	2399	63	45.3	4	0	7	3	22	152	24 40.9
10)	Huber, Cin.	63	2991	63	47.5	3	1	11	4	30	320	27 40.8
11)	Colquitt, Cle.	59	2847	67	48.3	1	1	8	3	37	381	17 40.8
12)	Edwards, NY-J	63	2952	70	46.9	3	0	8	5	32	340	24 40.5
13)	Nortman, Jac.	64	2866	62	44.8	6	1	6	13	20	172	22 39.6
14)	Dixon, Den.	58	2654	58	45.8	1	2	9	3	26	259	16 39.6
15)	Berry, Pit.	50	2164	62	43.3	2	0	6	8	19	161	22 39.3
16)	R. Allen, N.E.	40	1703	60	42.6	3	0	7	4	18	90	15 38.8



WEEK 13 / THROUGH MONDAY, DECEMBER 4, 2017

AFC / PUNT RETURN LEADERS

Rank	Player, Team	Ret	FC	Yards	Avg	Long	TD
1)	Campanaro, Bal.	18	13	249	13.8	77t	1
2)	Mickens, Jac.	15	13	164	10.9	63t	1
3)	Tate, Buf.	17	4	177	10.4	40	0
4)	Reedy, T.B.-N.E.	15	7	154	10.3	44	0
5)	*Jackson, Ten.	24	7	245	10.2	46	0
6)	Hill, K.C.	20	8	185	9.3	82t	1
7)	Amendola, N.E.	18	12	161	8.9	40	0
8)	*McKenzie, Den.	21	7	183	8.7	44	0
9)	Benjamin, LA-C	21	16	175	8.3	65t	1
10)	Erickson, Cin.	30	12	226	7.5	29	0
11)	Grant, Mia.	20	9	145	7.3	27	0
12)	*Peppers, Cle.	24	10	144	6.0	25	0
13)	Richard, Oak.	24	9	135	5.6	19	0
14)	Kerley, NY-J	16	9	85	5.3	15	0
15)	Bray, Ind.	17	8	90	5.3	20	0

AFC / KICKOFF RETURN LEADERS

Rank	Player, Team	Ret	Yards	Avg	Long	TD
1)	A. Hunt, K.C.	19	460	24.2	42	0
2)	Bray, Ind.	18	430	23.9	60	0
3)	Grant, Mia.	17	396	23.3	31	0
4)	Erickson, Cin.	22	478	21.7	41	0
5)	Tate, Buf.	19	405	21.3	29	0
6)	*King, LA-C	15	312	20.8	44	0
7)	*Jackson, Ten.	19	393	20.7	48	0

WEEK 13 / THROUGH MONDAY, DECEMBER 4, 2017

AFC / LEADERS IN INTERCEPTIONS

Rank	Player, Team	Int	Yards	Avg	Long	TD
1)	Byard, Ten.	6	100	16.7	33	0
2t)	Weddle, Bal.	5	72	14.4	45t	1
2t)	Hyde, Buf.	5	64	12.8	37	0
4t)	Gipson, Jac.	4	83	20.8	67	0
4t)	Bouye, Jac.	4	70	17.5	51	0
4t)	Boston, LA-C	4	24	6.0	15	0
4t)	Hayward, LA-C	4	7	1.8	7	0
8t)	*White, Buf.	3	77	25.7	63	0
8t)	*Hooker, Ind.	3	73	24.3	32	0
8t)	Peters, K.C.	3	63	21.0	38	0
8t)	McCourty, Cle.	3	59	19.7	56t	1
8t)	J. Smith, Bal.	3	58	19.3	50t	1
8t)	Carr, Bal.	3	57	19.0	33	0
8t)	Smith, Jac.	3	56	18.7	28t	1
8t)	Ramsey, Jac.	3	34	11.3	18	0
8t)	Melvin, Ind.	3	28	9.3	21	0
8t)	Harmon, N.E.	3	12	4.0	12	0
8t)	Hal, Hou.	3	10	3.3	7	0
8t)	Shazier, Pit.	3	2	0.7	2	0
20t)	Mosley, Bal.	2	94	47.0	63t	1
20t)	Joseph, Hou.	2	85	42.5	82t	1
20t)	Simmons, Den.	2	65	32.5	65t	1
20t)	Gilmore, N.E.	2	59	29.5	39	0
20t)	Church, Jac.	2	51	25.5	51t	1
20t)	Hilton, Pit.	2	45	22.5	26	0
20t)	*Maye, NY-J	2	44	22.0	32	0
20t)	Howard, Mia.	2	42	21.0	30t	1
20t)	C. Harris, Den.	2	36	18.0	23	0
20t)	*Humphrey, Bal.	2	33	16.5	18	0
20t)	*Cole, Hou.	2	28	14.0	25t	1
20t)	Tr. Williams, LA-C	2	28	14.0	21	0
20t)	Jones, Mia.	2	15	7.5	15	0
20t)	Brooks, NY-J	2	13	6.5	13	0
20t)	Phillips, LA-C	2	13	6.5	9	0
20t)	Poyer, Buf.	2	13	6.5	13	0
20t)	Webb, Bal.	2	10	5.0	10	0
20t)	McCain, Mia.	2	6	3.0	6	0
20t)	Mitchell, K.C.	2	0	0.0	0	0
20t)	M. Butler, N.E.	2	-1	-0.5	1	0

WEEK 13 / THROUGH MONDAY, DECEMBER 4, 2017

AFC / LEADERS IN SACKS

Rank	Player, Team	Sacks
1)	Campbell, Jac. (DE)	12.5
<b>2)</b>	<b>Bosa, LA-C (DE)</b>	<b>11.5</b>
3)	Suggs, Bal. (LB)	10.5
4)	Ngakoue, Jac. (DE)	10.0
5t)	Clowney, Hou. (LB)	9.0
5t)	Heyward, Pit. (DE)	9.0
5t)	Miller, Den. (LB)	9.0
8t)	Houston, K.C. (LB)	8.5
<b>8t)</b>	<b>Ingram, LA-C (LB)</b>	<b>8.5</b>
10)	Wake, Mia. (DE)	8.0
11t)	*Lawson, Cin. (DE)	7.5
11t)	Mack, Oak. (DE)	7.5
11t)	Morgan, Ten. (LB)	7.5
14t)	Atkins, Cin. (DT)	7.0
14t)	Williams, Pit. (LB)	7.0
16)	Fowler, Jac. (DE)	6.5
17t)	T. Flowers, N.E. (DE)	6.0
17t)	Jackson, Jac. (DT)	6.0
17t)	Judon, Bal. (LB)	6.0
20t)	Dunlap, Cin. (DE)	5.5
20t)	Irvin, Oak. (LB)	5.5
20t)	Van Noy, N.E. (LB)	5.5
23t)	Dupree, Pit. (LB)	5.0
23t)	*Garrett, Cle. (DE)	5.0
<b>23t)</b>	<b>McCain, LA-C (DE)</b>	<b>5.0</b>
23t)	Orakpo, Ten. (LB)	5.0
23t)	*Watt, Pit. (LB)	5.0
28t)	Davis, NY-J (LB)	4.5
28t)	Sheard, Ind. (LB)	4.5
30t)	Autry, Oak. (DE)	4.0
30t)	Barrett, Den. (LB)	4.0
30t)	Branch, Mia. (DE)	4.0
30t)	Lawson, Buf. (DE)	4.0
30t)	Ogbah, Cle. (DE)	4.0
<b>30t)</b>	<b>Philon, LA-C (DE)</b>	<b>4.0</b>
36t)	Edwards, Oak. (DE)	3.5
36t)	S. Harris, Den. (DE)	3.5
36t)	Jones, K.C. (DE)	3.5
36t)	D. Jones, Ten. (DE)	3.5
36t)	Kirksey, Cle. (LB)	3.5
36t)	Suh, Mia. (DT)	3.5
42t)	Alexander, Buf. (LB)	3.0
42t)	Burgess, Cle. (LB)	3.0
42t)	Casey, Ten. (DE)	3.0
42t)	Chickillo, Pit. (LB)	3.0
42t)	Hughes, Buf. (DE)	3.0
42t)	Jenkins, NY-J (LB)	3.0
42t)	M. Johnson, Cin. (DE)	3.0
<b>42t)</b>	<b>*King, LA-C (DB)</b>	<b>3.0</b>
42t)	Lee, NY-J (LB)	3.0
42t)	McKinney, Hou. (LB)	3.0
42t)	Simon, Ind. (LB)	3.0
42t)	C. Smith, Cin. (DE)	3.0
42t)	Walden, Ten. (LB)	3.0
42t)	*Wise, N.E. (DT)	3.0
42t)	Woodyard, Ten. (LB)	3.0

**WEEK 13 / THROUGH MONDAY, DECEMBER 4, 2017**

**AFC / FUMBLE RECOVERIES**

Rank	Player, Team	TotRec	OffRec	DefRec
1)	McCown, NY-J	6	6	0
2)	Brissett, Ind.	5	5	0
3)	Flacco, Bal.	4	4	0
4t)	Bortles, Jac.	3	3	0
4t)	Erickson, Cin.	3	3	0
4t)	Jones, Mia.	3	0	3
4t)	*McKenzie, Den.	3	3	0
4t)	Richard, Oak.	3	3	0
4t)	Rivers, LA-C	3	3	0
4t)	A. Smith, K.C.	3	3	0
11t)	*Adams, NY-J	2	0	2
11t)	Andrews, N.E.	2	2	0
11t)	Benjamin, LA-C	2	2	0
11t)	Brady, N.E.	2	2	0
11t)	Burns, Pit.	2	0	2
11t)	Byard, Ten.	2	0	2
11t)	Campanaro, Bal.	2	2	0
11t)	Chung, N.E.	2	0	2
11t)	Clowney, Hou.	2	0	2
11t)	Cowser, Oak.	2	0	2
11t)	*Dawkins, Buf.	2	2	0
11t)	B. Ellington, Hou.	2	2	0
11t)	Fowler, Jac.	2	0	2
11t)	Gore, Ind.	2	2	0
11t)	Grant, Mia.	2	2	0
11t)	Henry, Bal.	2	0	2
11t)	Hill, K.C.	2	2	0
11t)	Ingram, LA-C	2	0	2
11t)	D. Johnson, Cle.	2	2	0
11t)	*Kizer, Cle.	2	2	0
11t)	Landry, Mia.	2	2	0
11t)	McGill, Oak.	2	2	0
11t)	Mingo, Ind.	2	0	2
11t)	C. Moore, Bal.	2	2	0
11t)	Morgan, Ten.	2	0	2
11t)	Mosley, Bal.	2	0	2
11t)	Pierce, Bal.	2	0	2
11t)	Reedy, T.B.-N.E.	2	2	0
11t)	Smith, Jac.	2	0	2
11t)	*Thompson, Hou.	2	2	0
11t)	*White, Buf.	2	0	2
11t)	S. Williams, Cin.	2	0	2



**WEEK 13 / THROUGH MONDAY, DECEMBER 4, 2017**

**AFC / OFFENSIVE FUMBLE RECOVERIES**

Rank	Player, Team	Ret	Yards	Avg	Long	TD
1)	McCown, NY-J	6	0	0.0	0	0
2)	Brissett, Ind.	5	0	0.0	0	0
3)	Flacco, Bal.	4	0	0.0	0	0
4t)	Bortles, Jac.	3	0	0.0	0	0
4t)	Erickson, Cin.	3	0	0.0	0	0
4t)	*McKenzie, Den.	3	0	0.0	0	0
4t)	Richard, Oak.	3	0	0.0	0	0
4t)	Rivers, LA-C	3	0	0.0	0	0
4t)	A. Smith, K.C.	3	0	0.0	0	0
10t)	B. Ellington, Hou.	2	4	2.0	4	0
10t)	Andrews, N.E.	2	0	0.0	0	0
10t)	Benjamin, LA-C	2	0	0.0	0	0
10t)	Brady, N.E.	2	0	0.0	0	0
10t)	Campanaro, Bal.	2	0	0.0	0	0
10t)	*Dawkins, Buf.	2	0	0.0	0	0
10t)	Gore, Ind.	2	0	0.0	0	0
10t)	Hill, K.C.	2	0	0.0	0	0
10t)	D. Johnson, Cle.	2	0	0.0	0	0
10t)	*Kizer, Cle.	2	0	0.0	0	0
10t)	Landry, Mia.	2	0	0.0	0	0
10t)	McGill, Oak.	2	0	0.0	0	0
10t)	C. Moore, Bal.	2	0	0.0	0t	1
10t)	Reedy, T.B.-N.E.	2	0	0.0	0	0
10t)	*Thompson, Hou.	2	0	0.0	0	0
10t)	Grant, Mia.	2	-13	-6.5	0	0

**AFC / DEFENSIVE FUMBLE RECOVERIES**

Rank	Player, Team	Ret	Yards	Avg	Long	TD
1)	Jones, Mia.	3	52	17.3	38t	2
2t)	Clowney, Hou.	2	71	35.5	49	1
2t)	Fowler, Jac.	2	53	26.5	53t	1
2t)	Smith, Jac.	2	52	26.0	52	1
2t)	*White, Buf.	2	52	26.0	52t	1
2t)	Ingram, LA-C	2	39	19.5	39t	1
2t)	Mosley, Bal.	2	18	9.0	18	0
2t)	Henry, Bal.	2	16	8.0	16	0
2t)	Byard, Ten.	2	6	3.0	6	0
2t)	*Adams, NY-J	2	0	0.0	0	0
2t)	Burns, Pit.	2	0	0.0	0	0
2t)	Chung, N.E.	2	0	0.0	0	0
2t)	Cowser, Oak.	2	0	0.0	0	0
2t)	Mingo, Ind.	2	0	0.0	0	0
2t)	Morgan, Ten.	2	0	0.0	0	0
2t)	Pierce, Bal.	2	0	0.0	0	0
2t)	S. Williams, Cin.	2	0	0.0	0	0

WEEK 13 / THROUGH MONDAY, DECEMBER 4, 2017

NFL / LEADING PASSERS

Player, Team	Att	Comp	Pct		Avg		Pct			Pct	Rating
			Comp	Yds	Gain	TD	TD	Long	Int		
Brady, N.E.	438	300	68.5	3632	8.29	26	5.9	64t	4	0.9	109.7
A. Smith, K.C.	402	273	67.9	3239	8.06	23	5.7	79t	4	1.0	107.2
Brees, N.O.	407	291	71.5	3298	8.10	17	4.2	54	5	1.2	104.2
A. Rodgers, G.B.	193	128	66.3	1385	7.18	13	6.7	72	3	1.6	103.2
*Watson, Hou.	204	126	61.8	1699	8.33	19	9.3	72t	8	3.9	103.0
Wentz, Phi.	399	242	60.7	3005	7.53	29	7.3	72t	6	1.5	102.0
Cousins, Was.	413	275	66.6	3289	7.96	21	5.1	74	8	1.9	99.6
Keenum, Min.	360	243	67.5	2703	7.51	16	4.4	65t	5	1.4	98.6
Goff, LA-R	392	244	62.2	3184	8.12	20	5.1	94t	6	1.5	98.4
Stafford, Det.	424	271	63.9	3302	7.79	22	5.2	63	7	1.7	98.2
Wilson, Sea.	442	276	62.4	3256	7.37	26	5.9	66	8	1.8	96.9
McCown, NY-J	385	261	67.8	2880	7.48	18	4.7	69t	8	2.1	96.7
<b>Rivers, LA-C</b>	<b>431</b>	<b>272</b>	<b>63.1</b>	<b>3292</b>	<b>7.64</b>	<b>21</b>	<b>4.9</b>	<b>75t</b>	<b>7</b>	<b>1.6</b>	<b>96.0</b>
Ryan, Atl.	390	260	66.7	3057	7.84	16	4.1	88t	8	2.1	95.4
Dalton, Cin.	360	222	61.7	2606	7.24	20	5.6	77t	8	2.2	92.9
Carr, Oak.	379	244	64.4	2731	7.21	17	4.5	64t	8	2.1	91.9
Winston, T.B.	291	180	61.9	2190	7.53	12	4.1	58t	6	2.1	90.1
Roethlisberger, Pit.	436	274	62.8	3238	7.43	22	5.0	97t	13	3.0	89.8
Taylor, Buf.	326	206	63.2	2090	6.41	12	3.7	47	4	1.2	88.6
Prescott, Dal.	369	232	62.9	2420	6.56	18	4.9	72t	9	2.4	87.9
Palmer, Ariz	267	164	61.4	1978	7.41	9	3.4	46	7	2.6	84.4
Manning, NY-G	395	247	62.5	2411	6.10	14	3.5	77t	7	1.8	84.1
Bortles, Jac.	383	229	59.8	2553	6.67	14	3.7	52	8	2.1	83.2
Brissett, Ind.	359	217	60.4	2542	7.08	10	2.8	80t	7	1.9	83.1
Newton, Car.	377	228	60.5	2583	6.85	16	4.2	64	11	2.9	83.0
Cutler, Mia.	302	193	63.9	1837	6.08	15	5.0	36	11	3.6	82.1
Mariota, Ten.	329	208	63.2	2423	7.36	10	3.0	75t	12	3.6	80.4
Flacco, Bal.	387	252	65.1	2144	5.54	11	2.8	66	11	2.8	77.1
Hoyer, S.F.-N.E.	208	122	58.7	1282	6.16	4	1.9	59	4	1.9	75.0
*Trubisky, Chi.	193	106	54.9	1237	6.41	5	2.6	70	4	2.1	74.6
Siemian, Den.	309	182	58.9	2018	6.53	11	3.6	44	13	4.2	72.7
Savage, Hou.	211	119	56.4	1349	6.39	5	2.4	57	6	2.8	71.8
Hundley, G.B.	206	126	61.2	1269	6.16	5	2.4	55t	8	3.9	70.6
*Beathard, S.F.	224	123	54.9	1430	6.38	4	1.8	83t	6	2.7	69.2
*Kizer, Cle.	345	181	52.5	2038	5.91	6	1.7	44	15	4.3	58.1

NFL / LEADING PASSERS, RANKS

Player, Team	Att	Comp	Pct		Avg		Pct			Pct	Rating
			Comp	Yds	Gain	TD	TD	Long	Int		
Brady, N.E.	2	1	2	1	2	2t	4	2t	1	1	
A. Smith, K.C.	8	6	3	7	5	4	6	2t	2	2	
Brees, N.O.	7	2	1	3	4	14t	19	7t	4	3	
A. Rodgers, G.B.	34t	29	8	31	20	22	3	1	8	4	
*Watson, Hou.	33	30t	22	29	1	11	1	19t	33	5	
Wentz, Phi.	9	16	26	11	10	1	2	9t	6	6	
Cousins, Was.	6	4	7	5	6	7t	10	19t	14	7	
Keenum, Min.	19t	15	5	14	12	16t	17	7t	5	8	
Goff, LA-R	11	13t	20	9	3	9t	9	9t	7	9	
Stafford, Det.	5	8	11	2	8	5t	8	14t	10	10	
Wilson, Sea.	1	3	19	6	16	2t	5	19t	12	11	
McCown, NY-J	14	9	4	12	13	12t	15	19t	19	12	
<b>Rivers, LA-C</b>	<b>4</b>	<b>7</b>	<b>15</b>	<b>4</b>	<b>9</b>	<b>7t</b>	<b>14</b>	<b>14t</b>	<b>9</b>	<b>13</b>	
Ryan, Atl.	12	10	6	10	7	16t	21	19t	16	14	
Dalton, Cin.	19t	20	23	15	18	9t	7	19t	22	15	
Carr, Oak.	16	13t	10	13	19	14t	16	19t	21	16	
Winston, T.B.	27	27	21	22	11	23t	20	9t	17	17	
Roethlisberger, Pit.	3	5	17	8	14	5t	11	33t	29	18	
Taylor, Buf.	24	23	14	24	26	23t	22	2t	3	19	
Prescott, Dal.	18	17	16	20	24	12t	13	28	23	20	
Palmer, Ariz	28	28	24	27	15	29	26	14t	24	21	
Manning, NY-G	10	12	18	21	32	20t	25	14t	11	22	
Bortles, Jac.	15	18	29	17	23	20t	23	19t	20	23	
Brissett, Ind.	21	21	28	18	21	27t	29	14t	15	24	
Newton, Car.	17	19	27	16	22	16t	18	29t	28	25	
Cutler, Mia.	26	24	12	28	33	19	12	29t	30	26	
Mariota, Ten.	23	22	13	19	17	27t	27	32	31	27	
Flacco, Bal.	13	11	9	23	35	25t	28	29t	26	28	
Hoyer, S.F.-N.E.	31	33	31	33	30	36t	33	2t	13	29	
*Trubisky, Chi.	34t	35	33	35	27	33t	30	2t	18	30	
Siemian, Den.	25	25	30	26	25	25t	24	33t	34	31	
Savage, Hou.	30	34	32	32	28	33t	32	9t	27	32	
Hundley, G.B.	32	30t	25	34	31	33t	31	19t	32	33	
*Beathard, S.F.	29	32	34	30	29	36t	34	9t	25	34	
*Kizer, Cle.	22	26	35	25	34	31t	35	35	35	35	

WEEK 13 / THROUGH MONDAY, DECEMBER 4, 2017

NFL / FOURTH-QUARTER PASSING LEADERS

Rank	Player, Team	Att	Comp	Comp%	Yards	YPA	TD	TD%	Int	Int%	Rating
1)	Wilson, Sea.	114	80	70.2	1028	9.02	15	13.2	1	0.9	134.1
2)	Brees, N.O.	103	81	78.6	938	9.11	6	5.8	1	1.0	120.0
3)	A. Rodgers, G.B.	54	34	63.0	359	6.65	6	11.1	0	0.0	119.3
4)	Rivers, LA-C	110	69	62.7	822	7.47	8	7.3	1	0.9	105.9
5)	Fitzpatrick, T.B.	52	33	63.5	380	7.31	4	7.7	1	1.9	103.0
6)	Ryan, Atl.	105	68	64.8	851	8.10	7	6.7	3	2.9	100.1
7)	Cutler, Mia.	85	55	64.7	566	6.66	5	5.9	1	1.2	98.5
8)	*Watson, Hou.	58	33	56.9	588	10.14	6	10.3	4	6.9	97.5
9)	Winston, T.B.	82	56	68.3	756	9.22	5	6.1	4	4.9	97.4
10)	Stafford, Det.	107	61	57.0	903	8.44	9	8.4	4	3.7	97.2
11)	Roethlisberger, Pit.	107	72	67.3	822	7.68	6	5.6	3	2.8	97.2
12)	Hoyer, S.F.-N.E.	60	34	56.7	367	6.12	4	6.7	0	0.0	97.0
13)	Brady, N.E.	93	62	66.7	656	7.05	4	4.3	1	1.1	96.9
14)	Carr, Oak.	124	78	62.9	890	7.18	6	4.8	2	1.6	93.8
15)	Cousins, Was.	117	79	67.5	886	7.57	6	5.1	4	3.4	92.8
16)	Manning, NY-G	122	77	63.1	847	6.94	7	5.7	3	2.5	92.5
17)	Taylor, Buf.	75	52	69.3	508	6.77	2	2.7	1	1.3	91.4
18)	Wentz, Phi.	88	54	61.4	605	6.88	5	5.7	2	2.3	91.3
19)	Keenum, Min.	77	49	63.6	524	6.81	3	3.9	1	1.3	91.0
20)	A. Smith, K.C.	121	76	62.8	906	7.49	5	4.1	3	2.5	89.1
21)	Moore, Mia.	53	33	62.3	417	7.87	4	7.5	3	5.7	88.3
22)	McCown, NY-J	107	71	66.4	788	7.36	4	3.7	4	3.7	84.9
23)	Glennon, Chi.	69	45	65.2	410	5.94	2	2.9	1	1.4	84.8
24)	Palmer, Ariz	80	46	57.5	573	7.16	2	2.5	1	1.3	83.0
25)	Mariota, Ten.	82	47	57.3	549	6.70	4	4.9	3	3.7	78.8
26)	Prescott, Dal.	104	64	61.5	751	7.22	6	5.8	6	5.8	78.6
27)	Oswieiler, Den.	39	23	59.0	196	5.03	2	5.1	1	2.6	78.6
28)	Siemian, Den.	95	59	62.1	688	7.24	4	4.2	5	5.3	76.1
29)	Goff, LA-R	82	48	58.5	623	7.60	2	2.4	3	3.7	75.4
30)	Flacco, Bal.	102	66	64.7	527	5.17	3	2.9	3	2.9	75.1
31)	Dalton, Cin.	77	41	53.2	456	5.92	2	2.6	1	1.3	74.4
32)	Newton, Car.	81	44	54.3	453	5.59	4	4.9	4	4.9	66.5
33)	Stanton, Ariz	33	16	48.5	182	5.52	0	0.0	0	0.0	65.5
34)	Savage, Hou.	60	34	56.7	434	7.23	1	1.7	3	5.0	64.2
35)	Hundley, G.B.	79	48	60.8	508	6.43	1	1.3	4	5.1	62.6
36)	*Beathard, S.F.	73	40	54.8	375	5.14	1	1.4	2	2.7	62.3
37)	*Trubisky, Chi.	67	36	53.7	354	5.28	2	3.0	3	4.5	60.2
38)	Brissett, Ind.	103	58	56.3	562	5.46	0	0.0	3	2.9	59.6
39)	Bortles, Jac.	79	45	57.0	454	5.75	1	1.3	4	5.1	56.6
40)	*Kizer, Cle.	127	62	48.8	717	5.65	2	1.6	6	4.7	51.9
41)	Gabbert, Ariz	42	22	52.4	279	6.64	1	2.4	3	7.1	51.6

NFL / THIRD-DOWN PASSING LEADERS

Rank	Player, Team	Att	Comp	Comp%	Yards	YPA	TD	TD%	Int	Int%	Rating
1)	Wentz, Phi.	110	73	66.4	1043	9.48	12	10.9	2	1.8	125.7
2)	Stafford, Det.	116	69	59.5	905	7.80	9	7.8	1	0.9	106.4
3)	McCown, NY-J	120	85	70.8	1043	8.69	6	5.0	3	2.5	103.6
4)	Brady, N.E.	110	69	62.7	901	8.19	7	6.4	2	1.8	102.1
5)	Goff, LA-R	118	76	64.4	858	7.27	7	5.9	2	1.7	98.8
6)	Ryan, Atl.	101	65	64.4	802	7.94	5	5.0	2	2.0	97.1
7)	*Trubisky, Chi.	65	40	61.5	502	7.72	2	3.1	0	0.0	95.8
8)	Dalton, Cin.	100	58	58.0	667	6.67	10	10.0	4	4.0	94.9
9)	Brees, N.O.	114	77	67.5	859	7.54	4	3.5	2	1.8	94.2
10)	Cousins, Was.	123	77	62.6	928	7.54	8	6.5	4	3.3	93.8
11)	Flacco, Bal.	108	66	61.1	620	5.74	5	4.6	1	0.9	88.5
12)	Taylor, Buf.	107	70	65.4	707	6.61	5	4.7	3	2.8	88.0
13)	A. Smith, K.C.	98	57	58.2	654	6.67	4	4.1	1	1.0	87.7
14)	Keenum, Min.	111	72	64.9	771	6.95	3	2.7	2	1.8	86.6
15)	Rivers, LA-C	128	78	60.9	1028	8.03	6	4.7	5	3.9	85.7
16)	Manning, NY-G	110	65	59.1	667	6.06	4	3.6	1	0.9	84.9
17)	Prescott, Dal.	106	66	62.3	633	5.97	4	3.8	2	1.9	83.6
18)	Carr, Oak.	103	65	63.1	757	7.35	4	3.9	4	3.9	82.1
19)	Brissett, Ind.	112	63	56.3	756	6.75	4	3.6	2	1.8	81.5
20)	Palmer, Ariz	75	44	58.7	552	7.36	2	2.7	2	2.7	79.4
21)	Wilson, Sea.	116	67	57.8	685	5.91	4	3.4	2	1.7	79.1
22)	Winston, T.B.	72	39	54.2	490	6.81	3	4.2	2	2.8	77.9
23)	Savage, Hou.	68	34	50.0	484	7.12	2	2.9	1	1.5	77.1
24)	Cutler, Mia.	80	49	61.3	508	6.35	3	3.8	3	3.8	76.5
25)	Hoyer, S.F.-N.E.	61	36	59.0	293	4.80	2	3.3	1	1.6	75.4
26)	Bortles, Jac.	125	72	57.6	760	6.08	4	3.2	4	3.2	72.8
27)	Roethlisberger, Pit.	118	66	55.9	818	6.93	7	5.9	7	5.9	72.6
28)	Mariota, Ten.	103	58	56.3	638	6.19	2	1.9	3	2.9	69.2
29)	Siemian, Den.	87	47	54.0	535	6.15	4	4.6	4	4.6	68.9
30)	Newton, Car.	114	62	54.4	805	7.06	7	6.1	9	7.9	64.4
31)	*Kizer, Cle.	88	44	50.0	569	6.47	0	0.0	4	4.5	51.8

**WEEK 13 / THROUGH MONDAY, DECEMBER 4, 2017**

**NFL / LEADING RUSHERS**

Rank	Player, Team	Att	Yards	Avg	Long	TD
1)	Bell, Pit.	270	1057	3.9	27	5
2)	Gurley, LA-R	223	939	4.2	36	8
3)	*K. Hunt, K.C.	193	930	4.8	69t	4
4)	Ingram, N.O.	180	922	5.1	72	9
5)	Howard, Chi.	212	885	4.2	53	5
6)	McCoy, Buf.	207	851	4.1	48t	4
7)	*Fournette, Jac.	207	822	4.0	90t	7
8)	E. Elliott, Dal.	191	783	4.1	30	7
9)	Gordon, LA-C	207	775	3.7	87t	5
10)	L. Miller, Hou.	194	711	3.7	21	3
11)	Collins, Bal.	144	705	4.9	50	4
12)	Ajayi, Mia.-Phi.	167	694	4.2	71	1
13)	Hyde, S.F.	174	693	4.0	61	4
14)	Blount, Phi.	145	684	4.7	68	2
15)	C. Anderson, Den.	159	652	4.1	40	2
16)	Gore, Ind.	174	632	3.6	21	3
17)	Henry, Ten.	125	629	5.0	75t	4
18)	*Kamara, N.O.	86	606	7.0	74t	7
19)	Crowell, Cle.	155	595	3.8	27	2
20)	D. Lewis, N.E.	112	590	5.3	44	3
21)	Freeman, Atl.	128	589	4.6	44	5
22)	Murray, Min.	146	572	3.9	46	5
23)	T. Coleman, Atl.	130	561	4.3	52	5
24)	Lynch, Oak.	140	558	4.0	51t	6
25)	Darkwa, NY-G	126	551	4.4	47	3
26)	Stewart, Car.	164	531	3.2	18	3
27)	A. Peterson, N.O.-Ariz	156	529	3.4	27t	2
28t)	*Mixon, Cin.	157	518	3.3	25	4
28t)	Murray, Ten.	140	518	3.7	75t	5
30)	Newton, Car. (QB)	89	515	5.8	69	5
31)	Abdullah, Det.	150	505	3.4	34	3
32)	Powell, NY-J	120	502	4.2	75t	3
33)	*Perine, Was.	125	465	3.7	30	1
34)	Wilson, Sea. (QB)	71	432	6.1	29	3
35)	Morris, Dal.	78	423	5.4	70	1
36)	Allen, Bal.	121	422	3.5	37	2
37)	McKinnon, Min.	115	414	3.6	58t	3
38)	*A. Jones, G.B.	71	390	5.5	46t	4
39)	Martin, T.B.	119	376	3.2	27	2
40)	Gillislee, N.E.	98	355	3.6	16	4
41)	*Cook, Min.	74	354	4.8	33	2
42)	*Williams, G.B.	91	337	3.7	25	3
43)	Taylor, Buf. (QB)	69	334	4.8	32	3
44)	*Foreman, Hou.	78	327	4.2	39	2
45)	Forte, NY-J	82	325	4.0	20	2
46)	Drake, Mia.	65	320	4.9	66t	2
47)	*Kizer, Cle. (QB)	59	308	5.2	20	5
48)	A. Smith, K.C. (QB)	48	305	6.4	70	1
49)	*McGuire, NY-J	79	300	3.8	69t	1
50)	Charles, Den.	69	296	4.3	19	1



**WEEK 13 / THROUGH MONDAY, DECEMBER 4, 2017**

**NFL / THIRD-AND-ONE RUSHING LEADERS**

Rank	Player, Team	Att	FD	Pct
1t)	Freeman, Atl.	7	7	100.0
1t)	Turbin, Ind.	7	7	100.0
1t)	*K. Hunt, K.C.	6	6	100.0
1t)	Wentz, Phi.	6	6	100.0
1t)	Allen, Bal.	5	5	100.0
1t)	*Kizer, Cle.	5	5	100.0
1t)	D. Johnson, Cle.	4	4	100.0
1t)	Murray, Min.	4	4	100.0
1t)	Palmer, Ariz	4	4	100.0
1t)	R. Smith, Dal.	3	3	100.0
1t)	Watson, Pit.	3	3	100.0
1t)	*Williams, G.B.	3	3	100.0
13t)	Gore, Ind.	8	7	87.5
13t)	Newton, Car.	8	7	87.5
15)	E. Elliott, Dal.	7	6	85.7
16t)	Henry, Ten.	6	5	83.3
16t)	Ivory, Jac.	6	5	83.3
18t)	Ajayi, Mia.-Phi.	5	4	80.0
18t)	Ingram, N.O.	5	4	80.0
18t)	A. Smith, K.C.	5	4	80.0
18t)	Stewart, Car.	5	4	80.0
22t)	Lynch, Oak.	8	6	75.0
22t)	*Beathard, S.F.	4	3	75.0
22t)	Brady, N.E.	4	3	75.0
22t)	Charles, Den.	4	3	75.0
22t)	Crowell, Cle.	4	3	75.0
22t)	Rawls, Sea.	4	3	75.0
28t)	Darkwa, NY-G	7	5	71.4
28t)	McCoy, Buf.	7	5	71.4
30t)	Howard, Chi.	9	6	66.7
30t)	*Foreman, Hou.	6	4	66.7
32t)	Blount, Phi.	5	3	60.0
32t)	*Fournette, Jac.	5	3	60.0
34t)	Hyde, S.F.	8	4	50.0
34t)	Bell, Pit.	6	3	50.0
34t)	T. Coleman, Atl.	6	3	50.0
34t)	Gillislee, N.E.	6	3	50.0
<b>38)</b>	<b>Gordon, LA-C</b>	<b>9</b>	<b>4</b>	<b>44.4</b>
39)	Gurley, LA-R	12	5	41.7

WEEK 13 / THROUGH MONDAY, DECEMBER 4, 2017

NFL / LEADERS IN RECEPTIONS

Rank	Player, Team	Rec	Yards	Avg	Long	TD
1)	Brown, Pit.	88	1296	14.7	51t	9
2)	Fitzgerald, Ariz	82	878	10.7	37	5
3)	Landry, Mia.	80	699	8.7	49	6
4t)	Hopkins, Hou.	77	1084	14.1	72t	9
4t)	Allen, LA-C	77	1032	13.4	50	5
6)	Thomas, N.O.	75	875	11.7	33	3
7)	Thielen, Min.	74	1056	14.3	65t	3
8)	Tate, Det.	71	767	10.8	45t	3
9)	Ju. Jones, Atl.	68	1063	15.6	53	3
10t)	Kelce, K.C. (TE)	66	871	13.2	44	7
10t)	Bell, Pit. (RB)	66	502	7.6	42	1
12)	*McCaffrey, Car. (RB)	64	501	7.8	37	4
13)	Baldwin, Sea.	63	782	12.4	54	4
14)	Doyle, Ind. (TE)	62	560	9.0	26	2
15t)	Hill, K.C.	60	911	15.2	79t	6
15t)	Green, Cin.	60	886	14.8	77t	8
15t)	De. Thomas, Den.	60	678	11.3	40	3
18t)	D. Adams, G.B.	59	744	12.6	55t	7
18t)	*Kamara, N.O. (RB)	59	614	10.4	38	4
20t)	Walker, Ten. (TE)	58	676	11.7	42	2
20t)	Bryant, Dal.	58	639	11.0	36	5
22)	Ertz, Phi. (TE)	57	663	11.6	53	7
23)	Gronkowski, N.E. (TE)	55	849	15.4	53t	7
24)	Funchess, Car.	54	703	13.0	35	6
25t)	Cooks, N.E.	53	886	16.7	64t	5
25t)	M. Evans, T.B.	53	735	13.9	41	4
27t)	Graham, Sea. (TE)	52	473	9.1	33	9
27t)	D. Johnson, Cle. (RB)	52	456	8.8	41t	2
27t)	Hyde, S.F. (RB)	52	307	5.9	18	0
30t)	Kearse, NY-J	51	677	13.3	51	5
30t)	*Kupp, LA-R	51	665	13.0	53	3
30t)	Lee, Jac.	51	637	12.5	45	3
30t)	Crowder, Was.	51	628	12.3	41	1
30t)	*Engram, NY-G (TE)	51	569	11.2	31	6
30t)	Witten, Dal. (TE)	51	437	8.6	28t	4
30t)	White, N.E. (RB)	51	410	8.0	27	2
37)	Rudolph, Min. (TE)	50	465	9.3	34	6
38)	Anderson, NY-J	49	821	16.8	69t	7
39t)	M. Jones, Det.	48	821	17.1	46	8
39t)	Stills, Mia.	48	733	15.3	61t	6
39t)	Gurley, LA-R (RB)	48	563	11.7	53t	3
39t)	Sanu, Atl.	48	495	10.3	25	4
39t)	McCoy, Buf. (RB)	48	304	6.3	24	1
44t)	Woods, LA-R	47	703	15.0	94t	4
44t)	Jeffery, Phi.	47	680	14.5	53t	7
46)	Amendola, N.E.	46	489	10.6	27	2
47t)	Jackson, T.B.	45	616	13.7	41	3
47t)	Watson, Bal. (TE)	45	347	7.7	33	3
49)	Ginn, N.O.	44	668	15.2	53	3
50t)	J. Cook, Oak. (TE)	43	546	12.7	35	1
50t)	Cobb, G.B.	43	463	10.8	46	2
50t)	Humphries, T.B.	43	410	9.5	38	0
50t)	Nelson, G.B.	43	410	9.5	58	6
50t)	Seferian-Jenkins, NY-J (TE)	43	322	7.5	28	3

**WEEK 13 / THROUGH MONDAY, DECEMBER 4, 2017**

**NFL / RECEIVING YARDAGE LEADERS**

Rank	Player, Team	Yards	Rec	Avg	Long	TD
1)	Brown, Pit.	1296	88	14.7	51t	9
2)	Hopkins, Hou.	1084	77	14.1	72t	9
3)	Ju. Jones, Atl.	1063	68	15.6	53	3
4)	Thielen, Min.	1056	74	14.3	65t	3
5)	Allen, LA-C	1032	77	13.4	50	5
6)	Hill, K.C.	911	60	15.2	79t	6
7t)	Cooks, N.E.	886	53	16.7	64t	5
7t)	Green, Cin.	886	60	14.8	77t	8
9)	Fitzgerald, Ariz	878	82	10.7	37	5
10)	Thomas, N.O.	875	75	11.7	33	3
11)	Kelce, K.C. (TE)	871	66	13.2	44	7
12)	Gronkowski, N.E. (TE)	849	55	15.4	53t	7
13t)	Anderson, NY-J	821	49	16.8	69t	7
13t)	M. Jones, Det.	821	48	17.1	46	8
15)	Hilton, Ind.	791	41	19.3	80t	4
16)	Baldwin, Sea.	782	63	12.4	54	4
17)	Tate, Det.	767	71	10.8	45t	3
18)	D. Adams, G.B.	744	59	12.6	55t	7
19)	M. Evans, T.B.	735	53	13.9	41	4
20)	Stills, Mia.	733	48	15.3	61t	6
21t)	Funchess, Car.	703	54	13.0	35	6
21t)	Woods, LA-R	703	47	15.0	94t	4
23)	Landry, Mia.	699	80	8.7	49	6
24)	Jeffery, Phi.	680	47	14.5	53t	7
25)	De. Thomas, Den.	678	60	11.3	40	3
26t)	Goodwin, S.F.	677	35	19.3	83t	1
26t)	Kearse, NY-J	677	51	13.3	51	5
28)	Walker, Ten. (TE)	676	58	11.7	42	2
29)	Ginn, N.O.	668	44	15.2	53	3
30)	*Kupp, LA-R	665	51	13.0	53	3
31)	Ertz, Phi. (TE)	663	57	11.6	53	7
32)	Bryant, Dal.	639	58	11.0	36	5
33)	Lee, Jac.	637	51	12.5	45	3
34)	Diggs, Min.	630	42	15.0	59t	5
35)	Crowder, Was.	628	51	12.3	41	1
36)	Matthews, Ten.	626	41	15.3	75t	3
37)	Jackson, T.B.	616	45	13.7	41	3
38)	*Kamara, N.O. (RB)	614	59	10.4	38	4
39)	Agholor, Phi.	599	40	15.0	72t	7
40)	P. Richardson, Sea.	592	37	16.0	48	5
41)	*Smith-Schuster, Pit.	585	37	15.8	97t	5
42)	*Engram, NY-G (TE)	569	51	11.2	31	6
43)	Gurley, LA-R (RB)	563	48	11.7	53t	3
44)	Doyle, Ind. (TE)	560	62	9.0	26	2
45)	J. Cook, Oak. (TE)	546	43	12.7	35	1
46)	V. Davis, Was. (TE)	542	35	15.5	69	1
47)	Benjamin, Car.-Buf.	537	36	14.9	43	2
48)	Shepard, NY-G	531	41	13.0	77t	1
49)	Watkins, LA-R	528	31	17.0	67t	6
50)	Thompson, Was. (RB)	510	39	13.1	74	4

## WEEK 13 / THROUGH MONDAY, DECEMBER 4, 2017

## NFL / THIRD-DOWN RECEIVING LEADERS

Rank	Player, Team	Rec	Yards	Avg	Long	TD
1)	Allen, LA-C	31	464	15.0	50	2
2)	Thielen, Min.	27	365	13.5	38	0
3)	Fitzgerald, Ariz	25	281	11.2	33	0
4t)	Tate, Det.	23	331	14.4	45t	2
4t)	Landry, Mia.	23	228	9.9	49	2
6)	Lee, Jac.	21	233	11.1	31	2
7t)	Brown, Pit.	20	291	14.6	51t	1
7t)	Hopkins, Hou.	20	247	12.4	34t	2
7t)	Thomas, N.O.	20	226	11.3	28	1
7t)	*Taylor, S.F.	20	216	10.8	33	1
11t)	Brate, T.B. (TE)	19	241	12.7	28t	3
11t)	Crowder, Was.	19	238	12.5	38	1
11t)	Funchess, Car.	19	232	12.2	35	3
11t)	*Kupp, LA-R	19	226	11.9	28	2
15t)	Gronkowski, N.E. (TE)	18	305	16.9	53t	3
15t)	Baldwin, Sea.	18	226	12.6	47	1
15t)	Jeffery, Phi.	18	226	12.6	20	1
15t)	White, N.E. (RB)	18	157	8.7	27	1
15t)	McCoy, Buf. (RB)	18	138	7.7	24	0
20t)	De. Thomas, Den.	17	255	15.0	40	1
20t)	D. Johnson, Cle. (RB)	17	160	9.4	34	0
20t)	*Kamara, N.O. (RB)	17	111	6.5	22	1
23t)	Agholor, Phi.	16	342	21.4	72t	3
23t)	Woods, LA-R	16	202	12.6	52t	1
23t)	*Engram, NY-G (TE)	16	182	11.4	26	1
23t)	Diggs, Min.	16	179	11.2	59t	3
23t)	Bryant, Dal.	16	168	10.5	24	2
28t)	Hilton, Ind.	15	303	20.2	80t	2
28t)	Kearse, NY-J	15	268	17.9	51	2
28t)	Ju. Jones, Atl.	15	219	14.6	51t	1
28t)	Ertz, Phi. (TE)	15	160	10.7	23	3
28t)	Walker, Ten. (TE)	15	157	10.5	19	0
28t)	Sanu, Atl.	15	151	10.1	25	2
28t)	Murray, Ten. (RB)	15	117	7.8	18	1
35t)	M. Jones, Det.	14	257	18.4	43t	3
35t)	Anderson, NY-J	14	230	16.4	41	1
35t)	Kelce, K.C. (TE)	14	180	12.9	32	1
35t)	Hill, K.C.	14	177	12.6	40	0
35t)	*McCaffrey, Car. (RB)	14	175	12.5	21t	1
35t)	Amendola, N.E.	14	172	12.3	27	1
35t)	Lockett, Sea.	14	172	12.3	41	1
35t)	Gurley, LA-R (RB)	14	130	9.3	28	1
35t)	Hyde, S.F. (RB)	14	81	5.8	12	0
44t)	D. Adams, G.B.	13	212	16.3	55t	2
44t)	Green, Cin.	13	207	15.9	47	6
44t)	Grant, Was.	13	191	14.7	40t	3
44t)	Hurns, Jac.	13	187	14.4	50	1
44t)	Sanders, Den.	13	155	11.9	38	0
44t)	Wright, Chi.	13	144	11.1	18	1
44t)	Rudolph, Min. (TE)	13	138	10.6	27	1
44t)	Nelson, G.B.	13	122	9.4	32t	3
44t)	McKinnon, Min. (RB)	13	62	4.8	12	0



WEEK 13 / THROUGH MONDAY, DECEMBER 4, 2017

NFL / LEADING SCORERS, NONKICKERS

Rank	Player, Team	TD	Rush	Rec	Ret	X2	Pts
1)	*Kamara, N.O. (RB)	11	7	4	0	1	68
2)	Gurley, LA-R (RB)	11	8	3	0	0	66
3t)	Brown, Pit. (WR)	9	0	9	0	1	56
3t)	Graham, Sea. (TE)	9	0	9	0	1	56
5t)	E. Elliott, Dal. (RB)	9	7	2	0	0	54
5t)	Gordon, LA-C (RB)	9	5	4	0	0	54
5t)	Hopkins, Hou. (WR)	9	0	9	0	0	54
5t)	Ingram, N.O. (RB)	9	9	0	0	0	54
9t)	Agholor, Phi. (WR)	8	0	7	1	0	48
9t)	*Fournette, Jac. (RB)	8	7	1	0	0	48
9t)	Green, Cin. (WR)	8	0	8	0	0	48
9t)	Jeffery, Phi. (WR)	7	0	7	0	3	48
9t)	M. Jones, Det. (WR)	8	0	8	0	0	48
14t)	D. Adams, G.B. (WR)	7	0	7	0	0	42
14t)	Anderson, NY-J (WR)	7	0	7	0	0	42
14t)	T. Coleman, Atl. (RB)	7	5	2	0	0	42
14t)	Ertz, Phi. (TE)	7	0	7	0	0	42
14t)	W. Fuller, Hou. (WR)	7	0	7	0	0	42
14t)	Gronkowski, N.E. (TE)	7	0	7	0	0	42
14t)	Hill, K.C. (WR)	7	0	6	1	0	42
14t)	Kelce, K.C. (TE)	7	0	7	0	0	42
22t)	*Clement, Phi. (RB)	6	4	2	0	1	38
22t)	Crabtree, Oak. (WR)	6	0	6	0	1	38
24t)	Bell, Pit. (RB)	6	5	1	0	0	36
24t)	Brate, T.B. (TE)	6	0	6	0	0	36
24t)	Burkhead, N.E. (RB)	6	3	3	0	0	36
24t)	*Engram, NY-G (TE)	6	0	6	0	0	36
24t)	Funchess, Car. (WR)	6	0	6	0	0	36
24t)	*K. Hunt, K.C. (RB)	6	4	2	0	0	36
24t)	Landry, Mia. (WR)	6	0	6	0	0	36
24t)	Lynch, Oak. (RB)	6	6	0	0	0	36
24t)	*McCaffrey, Car. (RB)	6	2	4	0	0	36
24t)	L. Miller, Hou. (RB)	6	3	3	0	0	36
24t)	Murray, Ten. (RB)	6	5	1	0	0	36
24t)	Nelson, G.B. (WR)	6	0	6	0	0	36
24t)	Rudolph, Min. (TE)	6	0	6	0	0	36
24t)	Stills, Mia. (WR)	6	0	6	0	0	36
24t)	Thompson, Was. (RB)	6	2	4	0	0	36
24t)	Watkins, LA-R (WR)	6	0	6	0	0	36
40t)	Cooks, N.E. (WR)	5	0	5	0	1	32
40t)	Fitzgerald, Ariz (WR)	5	0	5	0	1	32
40t)	Lewis, Jac. (TE)	5	0	5	0	1	32
40t)	McKinnon, Min. (RB)	5	3	2	0	1	32
40t)	Newton, Car. (QB)	5	5	0	0	1	32
45t)	Allen, LA-C (WR)	5	0	5	0	0	30
45t)	Bryant, Dal. (WR)	5	0	5	0	0	30
45t)	Cooper, Oak. (WR)	5	0	5	0	0	30
45t)	Diggs, Min. (WR)	5	0	5	0	0	30
45t)	Doctson, Was. (WR)	5	0	5	0	0	30
45t)	*Ekeler, LA-C (RB)	5	2	3	0	0	30
45t)	Freeman, Atl. (RB)	5	5	0	0	0	30
45t)	Hogan, N.E. (WR)	5	0	5	0	0	30
45t)	Howard, Chi. (RB)	5	5	0	0	0	30
45t)	Kearse, NY-J (WR)	5	0	5	0	0	30
45t)	*Kizer, Cle. (QB)	5	5	0	0	0	30
45t)	Kroft, Cin. (TE)	5	0	5	0	0	30
45t)	D. Lewis, N.E. (RB)	5	3	1	1	0	30
45t)	Mariota, Ten. (QB)	5	5	0	0	0	30
45t)	McCown, NY-J (QB)	5	5	0	0	0	30
45t)	McCoy, Buf. (RB)	5	4	1	0	0	30
45t)	Murray, Min. (RB)	5	5	0	0	0	30
45t)	Prescott, Dal. (QB)	5	5	0	0	0	30
45t)	P. Richardson, Sea. (WR)	5	0	5	0	0	30
45t)	*Smith-Schuster, Pit. (WR)	5	0	5	0	0	30

WEEK 13 / THROUGH MONDAY, DECEMBER 4, 2017

NFL / MOST YARDS FROM SCRIMMAGE

Rank	Player, Team	Total			Rushing			Receiving		
		Yards	Att+Rec	Avg	Yards	Att	Avg	Yards	Rec	Avg
1)	Bell, Pit. (RB)	1559	336	4.6	1057	270	3.9	502	66	7.6
2)	Gurley, LA-R (RB)	1502	271	5.5	939	223	4.2	563	48	11.7
3)	*K. Hunt, K.C. (RB)	1297	232	5.6	930	193	4.8	367	39	9.4
4)	Brown, Pit. (WR)	1296	88	14.7	0	0	---	1296	88	14.7
5)	*Kamara, N.O. (RB)	1220	145	8.4	606	86	7.0	614	59	10.4
6)	Ingram, N.O. (RB)	1177	222	5.3	922	180	5.1	255	42	6.1
7)	McCoy, Buf. (RB)	1155	255	4.5	851	207	4.1	304	48	6.3
8)	Hopkins, Hou. (WR)	1084	77	14.1	0	0	---	1084	77	14.1
9)	Ju. Jones, Atl. (WR)	1078	69	15.6	15	1	15.0	1063	68	15.6
10)	Gordon, LA-C (RB)	1077	249	4.3	775	207	3.7	302	42	7.2
11)	Thielen, Min. (WR)	1067	75	14.2	11	1	11.0	1056	74	14.3
12)	Allen, LA-C (WR)	1041	79	13.2	9	2	4.5	1032	77	13.4
13)	L. Miller, Hou. (RB)	1020	225	4.5	711	194	3.7	309	31	10.0
14)	*Fournette, Jac. (RB)	1017	232	4.4	822	207	4.0	195	25	7.8
15)	Hyde, S.F. (RB)	1000	226	4.4	693	174	4.0	307	52	5.9
16)	E. Elliott, Dal. (RB)	993	210	4.7	783	191	4.1	210	19	11.1
17t)	Hill, K.C. (WR)	971	76	12.8	60	16	3.8	911	60	15.2
17t)	Howard, Chi. (RB)	971	229	4.2	885	212	4.2	86	17	5.1
19)	Cooks, N.E. (WR)	912	58	15.7	26	5	5.2	886	53	16.7
20)	Green, Cin. (WR)	886	60	14.8	0	0	---	886	60	14.8
21t)	Fitzgerald, Ariz (WR)	878	82	10.7	0	0	---	878	82	10.7
21t)	Kelce, K.C. (TE)	878	68	12.9	7	2	3.5	871	66	13.2
23)	Thomas, N.O. (WR)	875	75	11.7	0	0	---	875	75	11.7
24)	Gronkowski, N.E. (TE)	849	55	15.4	0	0	---	849	55	15.4
25)	Anderson, NY-J (WR)	829	51	16.3	8	2	4.0	821	49	16.8
26)	M. Jones, Det. (WR)	821	48	17.1	0	0	---	821	48	17.1
27t)	C. Anderson, Den. (RB)	806	178	4.5	652	159	4.1	154	19	8.1
27t)	T. Coleman, Atl. (RB)	806	151	5.3	561	130	4.3	245	21	11.7
29)	Thompson, Was. (RB)	804	103	7.8	294	64	4.6	510	39	13.1
30)	Gore, Ind. (RB)	801	194	4.1	632	174	3.6	169	20	8.5
31)	Hilton, Ind. (WR)	791	41	19.3	0	0	---	791	41	19.3
32t)	Ajayi, Mia.-Phi. (RB)	789	186	4.2	694	167	4.2	95	19	5.0
32t)	Tate, Det. (WR)	789	76	10.4	22	5	4.4	767	71	10.8
34)	*McCaffrey, Car. (RB)	785	146	5.4	284	82	3.5	501	64	7.8
35)	*Mixon, Cin. (RB)	784	184	4.3	518	157	3.3	266	27	9.9
36)	Collins, Bal. (RB)	780	155	5.0	705	144	4.9	75	11	6.8
37)	Crowell, Cle. (RB)	775	175	4.4	595	155	3.8	180	20	9.0
38)	Baldwin, Sea. (WR)	774	65	11.9	-8	2	-4.0	782	63	12.4
39)	Murray, Ten. (RB)	756	173	4.4	518	140	3.7	238	33	7.2
40)	D. Adams, G.B. (WR)	744	59	12.6	0	0	---	744	59	12.6
41)	M. Evans, T.B. (WR)	735	53	13.9	0	0	---	735	53	13.9
42t)	Freeman, Atl. (RB)	733	148	5.0	589	128	4.6	144	20	7.2
42t)	D. Johnson, Cle. (RB)	733	111	6.6	277	59	4.7	456	52	8.8
42t)	Stills, Mia. (WR)	733	48	15.3	0	0	---	733	48	15.3
45)	Woods, LA-R (WR)	715	49	14.6	12	2	6.0	703	47	15.0
46)	Blount, Phi. (RB)	709	149	4.8	684	145	4.7	25	4	6.3
47t)	Funchess, Car. (WR)	703	54	13.0	0	0	---	703	54	13.0
47t)	McKinnon, Min. (RB)	703	156	4.5	414	115	3.6	289	41	7.0
49)	Goodwin, S.F. (WR)	701	37	18.9	24	2	12.0	677	35	19.3
50)	Ginn, N.O. (WR)	694	50	13.9	26	6	4.3	668	44	15.2

**WEEK 13 / THROUGH MONDAY, DECEMBER 4, 2017**

**NFL / LEADERS IN FIRST DOWNS**

Rank	Player, Team	Rush	Rec	Tot
1)	Bell, Pit. (RB)	59	22	81
2)	Gurley, LA-R (RB)	48	24	72
3)	Brown, Pit. (WR)	0	63	63
4)	*Kamara, N.O. (RB)	32	28	60
5)	Allen, LA-C (WR)	0	58	58
6)	Hopkins, Hou. (WR)	0	57	57
7t)	Gordon, LA-C (RB)	40	16	56
7t)	McCoy, Buf. (RB)	40	16	56
9)	Ingram, N.O. (RB)	41	13	54
10)	*K. Hunt, K.C. (RB)	38	15	53
11t)	Ju. Jones, Atl. (WR)	1	51	52
11t)	L. Miller, Hou. (RB)	37	15	52
13)	Fitzgerald, Ariz (WR)	0	50	50
14t)	E. Elliott, Dal. (RB)	45	4	49
14t)	Thielen, Min. (WR)	1	48	49
16)	Thomas, N.O. (WR)	0	48	48
17t)	Howard, Chi. (RB)	45	2	47
17t)	Hyde, S.F. (RB)	32	15	47
17t)	Kelce, K.C. (TE)	2	45	47
20)	Gronkowski, N.E. (TE)	0	45	45
21t)	*Fournette, Jac. (RB)	35	9	44
21t)	Freeman, Atl. (RB)	36	8	44
21t)	Landry, Mia. (WR)	0	44	44
24)	Green, Cin. (WR)	0	43	43
25)	M. Evans, T.B. (WR)	0	42	42
26)	*McCaffrey, Car. (RB)	14	27	41
27t)	Allen, Bal. (RB)	26	13	39
27t)	Crowell, Cle. (RB)	30	9	39
27t)	D. Johnson, Cle. (RB)	20	19	39
27t)	*Mixon, Cin. (RB)	31	8	39
31t)	Ajayi, Mia.-Phi. (RB)	33	5	38
31t)	Ertz, Phi. (TE)	0	38	38
31t)	Hill, K.C. (WR)	3	35	38
31t)	De. Thomas, Den. (WR)	0	38	38
35t)	D. Adams, G.B. (WR)	0	37	37
35t)	Bryant, Dal. (WR)	0	37	37
37t)	Baldwin, Sea. (WR)	0	36	36
37t)	Collins, Bal. (RB)	33	3	36
37t)	Gore, Ind. (RB)	30	6	36
37t)	Lee, Jac. (WR)	1	35	36
41t)	Cooks, N.E. (WR)	1	34	35
41t)	Jeffery, Phi. (WR)	0	35	35
43t)	Funchess, Car. (WR)	0	34	34
43t)	M. Jones, Det. (WR)	0	34	34
43t)	*Kupp, LA-R (WR)	0	34	34
43t)	McKinnon, Min. (RB)	18	16	34
43t)	Newton, Car. (QB)	34	0	34
43t)	Sanu, Atl. (WR)	2	32	34
43t)	Stewart, Car. (RB)	32	2	34
43t)	Tate, Det. (WR)	1	33	34
43t)	Walker, Ten. (TE)	1	33	34

WEEK 13 / THROUGH MONDAY, DECEMBER 4, 2017

NFL / LEADING PUNTERS

Rank	Player, Team	No	Yards	Lg	Avg	TB	Blk	Dwn	OB	Opp Ret	In	Net
1)	Kern, Ten.	54	2776	74	51.4	5	0	3	9	30	225	19 45.4
2)	King, Oak.	50	2459	65	49.2	5	0	6	4	24	155	24 44.1
3)	Lechler, Hou.	64	3132	68	48.9	3	0	8	6	33	401	24 41.7
4)	Kaser, LA-C	55	2666	69	48.5	7	0	5	4	35	276	19 40.9
5)	Colquitt, Cle.	59	2847	67	48.3	1	1	8	3	37	381	17 40.8
6)	Morstead, N.O.	41	1974	68	48.1	2	0	6	5	18	216	19 41.9
7)	Huber, Cin.	63	2991	63	47.5	3	1	11	4	30	320	27 40.8
8)	Hekker, LA-R	44	2077	70	47.2	2	0	6	11	15	79	22 44.5
9)	Edwards, NY-J	63	2952	70	46.9	3	0	8	5	32	340	24 40.5
10)	O'Donnell, Chi.	64	2996	69	46.8	5	0	8	6	32	376	22 39.4
11)	Palardy, Car.	51	2387	63	46.8	4	0	7	6	19	89	19 43.5
12)	Lee, Ariz	64	2990	60	46.7	5	0	10	4	36	416	23 38.7
13)	D. Jones, Phi.	45	2071	61	46.0	4	0	9	4	20	135	15 41.2
14)	*Sanchez, Ind.	66	3022	61	45.8	2	1	13	13	16	83	21 43.3
15)	Koch, Bal.	66	3021	67	45.8	3	0	10	14	26	235	31 41.3
16)	Dixon, Den.	58	2654	58	45.8	1	2	9	3	26	259	16 39.6
17)	Schmidt, Buf.	61	2764	60	45.3	5	0	4	6	31	144	21 41.3
18)	Colquitt, K.C.	53	2399	63	45.3	4	0	7	3	22	152	24 40.9
19)	Bosher, Atl.	37	1668	62	45.1	2	0	3	3	14	91	14 41.5
20)	*Vogel, G.B.	53	2382	62	44.9	0	0	7	4	22	112	14 42.8
21)	Wing, NY-G	70	3142	69	44.9	5	1	12	6	35	357	13 37.8
22)	Nortman, Jac.	64	2866	62	44.8	6	1	6	13	20	172	22 39.6
23)	Ryan, Sea.	64	2862	74	44.7	4	0	9	7	28	204	24 40.3
24)	Way, Was.	55	2457	62	44.7	5	0	5	2	24	296	23 37.5
25)	*Haack, Mia.	66	2948	64	44.7	4	0	14	4	26	166	26 40.9
26)	Pinion, S.F.	64	2787	59	43.5	1	0	9	7	26	129	27 41.2
27)	C. Jones, Dal.	50	2176	62	43.5	2	0	9	7	13	58	28 41.6
28)	Berry, Pit.	50	2164	62	43.3	2	0	6	8	19	161	22 39.3
29)	Anger, T.B.	55	2368	62	43.1	4	1	7	5	20	124	20 38.6
30)	R. Allen, N.E.	40	1703	60	42.6	3	0	7	4	18	90	15 38.8
31)	Quigley, Min.	48	2011	55	41.9	0	0	1	7	16	93	18 40.0

NFL / LEADING PUNTERS, NET AVERAGE

Rank	Player, Team	No	Yards	Lg	Avg	TB	Blk	Dwn	OB	Opp Ret	In	Net
1)	Kern, Ten.	54	2776	74	51.4	5	0	3	9	30	225	19 45.4
2)	Hekker, LA-R	44	2077	70	47.2	2	0	6	11	15	79	22 44.5
3)	King, Oak.	50	2459	65	49.2	5	0	6	4	24	155	24 44.1
4)	Palardy, Car.	51	2387	63	46.8	4	0	7	6	19	89	19 43.5
5)	*Sanchez, Ind.	66	3022	61	45.8	2	1	13	13	16	83	21 43.3
6)	*Vogel, G.B.	53	2382	62	44.9	0	0	7	4	22	112	14 42.8
7)	Morstead, N.O.	41	1974	68	48.1	2	0	6	5	18	216	19 41.9
8)	Lechler, Hou.	64	3132	68	48.9	3	0	8	6	33	401	24 41.7
9)	C. Jones, Dal.	50	2176	62	43.5	2	0	9	7	13	58	28 41.6
10)	Bosher, Atl.	37	1668	62	45.1	2	0	3	3	14	91	14 41.5
11)	Schmidt, Buf.	61	2764	60	45.3	5	0	4	6	31	144	21 41.3
12)	Koch, Bal.	66	3021	67	45.8	3	0	10	14	26	235	31 41.3
13)	D. Jones, Phi.	45	2071	61	46.0	4	0	9	4	20	135	15 41.2
14)	Pinion, S.F.	64	2787	59	43.5	1	0	9	7	26	129	27 41.2
15)	*Haack, Mia.	66	2948	64	44.7	4	0	14	4	26	166	26 40.9
16)	Kaser, LA-C	55	2666	69	48.5	7	0	5	4	35	276	19 40.9
17)	Colquitt, K.C.	53	2399	63	45.3	4	0	7	3	22	152	24 40.9
18)	Huber, Cin.	63	2991	63	47.5	3	1	11	4	30	320	27 40.8
19)	Colquitt, Cle.	59	2847	67	48.3	1	1	8	3	37	381	17 40.8
20)	Edwards, NY-J	63	2952	70	46.9	3	0	8	5	32	340	24 40.5
21)	Ryan, Sea.	64	2862	74	44.7	4	0	9	7	28	204	24 40.3
22)	Quigley, Min.	48	2011	55	41.9	0	0	1	7	16	93	18 40.0
23)	Nortman, Jac.	64	2866	62	44.8	6	1	6	13	20	172	22 39.6
24)	Dixon, Den.	58	2654	58	45.8	1	2	9	3	26	259	16 39.6
25)	O'Donnell, Chi.	64	2996	69	46.8	5	0	8	6	32	376	22 39.4
26)	Berry, Pit.	50	2164	62	43.3	2	0	6	8	19	161	22 39.3
27)	R. Allen, N.E.	40	1703	60	42.6	3	0	7	4	18	90	15 38.8
28)	Lee, Ariz	64	2990	60	46.7	5	0	10	4	36	416	23 38.7
29)	Anger, T.B.	55	2368	62	43.1	4	1	7	5	20	124	20 38.6
30)	Wing, NY-G	70	3142	69	44.9	5	1	12	6	35	357	13 37.8
31)	Way, Was.	55	2457	62	44.7	5	0	5	2	24	296	23 37.5



**WEEK 13 / THROUGH MONDAY, DECEMBER 4, 2017**

**NFL / PUNT RETURN LEADERS**

Rank	Player, Team	Ret	FC	Yards	Avg	Long	TD
1)	*Agnew, Det.	22	10	370	16.8	88t	2
2)	Campanaro, Bal.	18	13	249	13.8	77t	1
3)	Cooper, LA-R	21	5	265	12.6	40	0
4)	Barner, Phi.	18	14	200	11.1	76	0
5)	Mickens, Jac.	15	13	164	10.9	63t	1
6)	Tate, Buf.	17	4	177	10.4	40	0
7)	Reedy, T.B.-N.E.	15	7	154	10.3	44	0
8)	Sherels, Min.	21	19	215	10.2	46	0
9)	*Jackson, Ten.	24	7	245	10.2	46	0
10)	*Cohen, Chi.	22	10	223	10.1	61t	1
11)	*Switzer, Dal.	19	6	180	9.5	83t	1
12)	*Taylor, S.F.	22	12	206	9.4	39	0
13)	Hill, K.C.	20	8	185	9.3	82t	1
14)	Davis, G.B.	15	17	136	9.1	33	0
15)	Amendola, N.E.	18	12	161	8.9	40	0
16)	*McKenzie, Den.	21	7	183	8.7	44	0
17)	Benjamin, LA-C	21	16	175	8.3	65t	1
18)	Roberts, Atl.	16	13	133	8.3	27	0
19)	Erickson, Cin.	30	12	226	7.5	29	0
20)	*McCaffrey, Car.	22	9	162	7.4	25	0
21)	Grant, Mia.	20	9	145	7.3	27	0
22)	K. Williams, Ariz	21	20	137	6.5	20	0
23)	Lockett, Sea.	26	20	166	6.4	21	0
24)	*Peppers, Cle.	24	10	144	6.0	25	0
25)	Richard, Oak.	24	9	135	5.6	19	0
26)	Ginn, N.O.	19	13	103	5.4	17	0
27)	Kerley, NY-J	16	9	85	5.3	15	0
28)	Bray, Ind.	17	8	90	5.3	20	0
29)	Crowder, Was.	18	16	92	5.1	18	0

**NFL / KICKOFF RETURN LEADERS**

Rank	Player, Team	Ret	Yards	Avg	Long	TD
1)	Cooper, LA-R	26	747	28.7	103t	1
2)	*Switzer, Dal.	18	469	26.1	61	0
3)	Lockett, Sea.	23	590	25.7	57	0
4)	A. Hunt, K.C.	19	460	24.2	42	0
5)	Davis, G.B.	22	526	23.9	34	0
6)	Bray, Ind.	18	430	23.9	60	0
7)	Grant, Mia.	17	396	23.3	31	0
8)	*Cohen, Chi.	18	415	23.1	46	0
9)	Erickson, Cin.	22	478	21.7	41	0
10)	Roberts, Atl.	30	646	21.5	61	0
11)	Tate, Buf.	19	405	21.3	29	0
12)	*Bolden, S.F.	17	354	20.8	34	0
13)	*King, LA-C	15	312	20.8	44	0
14)	*Jackson, Ten.	19	393	20.7	48	0
15)	K. Williams, Ariz	16	326	20.4	28	0

## WEEK 13 / THROUGH MONDAY, DECEMBER 4, 2017

NFL / LEADERS IN INTERCEPTIONS

Rank	Player, Team	Int	Yards	Avg	Long	TD
1)	Byard, Ten.	6	100	16.7	33	0
2t)	Weddle, Bal.	5	72	14.4	45t	1
2t)	Hyde, Buf.	5	64	12.8	37	0
4t)	Gipson, Jac.	4	83	20.8	67	0
4t)	Bouye, Jac.	4	70	17.5	51	0
4t)	Slay, Det.	4	52	13.0	37	0
4t)	Randall, G.B.	4	35	8.8	21t	1
4t)	Boston, LA-C	4	24	6.0	15	0
4t)	Hayward, LA-C	4	7	1.8	7	0
4t)	Fuller, Was.	4	4	1.0	3	0
11t)	Jenkins, NY-G	3	113	37.7	53t	2
11t)	Joyner, LA-R	3	104	34.7	46	1
11t)	*White, Buf.	3	77	25.7	63	0
11t)	*Hooker, Ind.	3	73	24.3	32	0
11t)	McLeod, Phi.	3	67	22.3	50	0
11t)	Peters, K.C.	3	63	21.0	38	0
11t)	Quin, Det.	3	62	20.7	37t	1
11t)	McCourty, Cle.	3	59	19.7	56t	1
11t)	J. Smith, Bal.	3	58	19.3	50t	1
11t)	Carr, Bal.	3	57	19.0	33	0
11t)	Smith, Jac.	3	56	18.7	28t	1
11t)	Mills, Phi.	3	53	17.7	37t	1
11t)	Vaccaro, N.O.	3	41	13.7	30	0
11t)	Bethea, Ariz	3	37	12.3	21	0
11t)	Ramsey, Jac.	3	34	11.3	18	0
11t)	Swearinger, Was.	3	32	10.7	31	0
11t)	Barron, LA-R	3	29	9.7	15	0
11t)	*J. Evans, T.B.	3	28	9.3	15	0
11t)	Melvin, Ind.	3	28	9.3	21	0
11t)	Smith, Min.	3	25	8.3	19	0
11t)	Kuechly, Car.	3	23	7.7	23	0
11t)	Robinson, Phi.	3	17	5.7	17	0
11t)	Harmon, N.E.	3	12	4.0	12	0
11t)	Hal, Hou.	3	10	3.3	7	0
11t)	Shazier, Pit.	3	2	0.7	2	0

**WEEK 13 / THROUGH MONDAY, DECEMBER 4, 2017**

**NFL / LEADERS IN SACKS**

Rank	Player, Team	Sacks
1)	Lawrence, Dal. (DE)	13.5
2)	Jones, Ariz (LB)	13.0
3)	Campbell, Jac. (DE)	12.5
4)	Griffen, Min. (DE)	12.0
<b>5)</b>	<b>Bosa, LA-C (DE)</b>	<b>11.5</b>
6)	Suggs, Bal. (LB)	10.5
7t)	Jordan, N.O. (DE)	10.0
7t)	Ngakoue, Jac. (DE)	10.0
9t)	Clowney, Hou. (LB)	9.0
9t)	Heyward, Pit. (DE)	9.0
9t)	Kerrigan, Was. (LB)	9.0
9t)	Miller, Den. (LB)	9.0
13t)	Addison, Car. (DE)	8.5
13t)	B. Graham, Phi. (DE)	8.5
13t)	Houston, K.C. (LB)	8.5
<b>13t)</b>	<b>Ingram, LA-C (LB)</b>	<b>8.5</b>
13t)	Peppers, Car. (DE)	8.5
18t)	Clayborn, Atl. (DE)	8.0
18t)	Donald, LA-R (DE)	8.0
18t)	Wake, Mia. (DE)	8.0
21t)	Bennett, Sea. (DE)	7.5
21t)	*Lawson, Cin. (DE)	7.5
21t)	Mack, Oak. (DE)	7.5
21t)	Morgan, Ten. (LB)	7.5
25t)	Atkins, Cin. (DT)	7.0
25t)	Clark, Sea. (DE)	7.0
25t)	Hicks, Chi. (DE)	7.0
25t)	Irving, Dal. (DT)	7.0
25t)	Perry, G.B. (LB)	7.0
25t)	Williams, Pit. (LB)	7.0
31t)	Fowler, Jac. (DE)	6.5
31t)	Pierre-Paul, NY-G (DE)	6.5
31t)	Zettel, Det. (DE)	6.5
34t)	T. Flowers, N.E. (DE)	6.0
34t)	Hunter, Min. (DE)	6.0
34t)	Jackson, Jac. (DT)	6.0
34t)	Judon, Bal. (LB)	6.0
34t)	Matthews, G.B. (LB)	6.0
39t)	Cox, Phi. (DT)	5.5
39t)	Dumervil, S.F. (DE)	5.5
39t)	Dunlap, Cin. (DE)	5.5
39t)	Irvin, Oak. (LB)	5.5
39t)	Van Noy, N.E. (LB)	5.5
44t)	Ansah, Det. (DE)	5.0
44t)	*Barnett, Phi. (DE)	5.0
44t)	Dupree, Pit. (LB)	5.0
44t)	*Garrett, Cle. (DE)	5.0
44t)	Longacre, LA-R (LB)	5.0
<b>44t)</b>	<b>McCain, LA-C (DE)</b>	<b>5.0</b>
44t)	McCoy, T.B. (DT)	5.0
44t)	*McKinley, Atl. (DE)	5.0
44t)	Orakpo, Ten. (LB)	5.0
44t)	Smith, Was. (LB)	5.0
44t)	*Watt, Pit. (LB)	5.0

WEEK 13 / THROUGH MONDAY, DECEMBER 4, 2017

NFL / FUMBLE RECOVERIES

Rank	Player, Team	TotRec	OffRec	DefRec
1)	Winston, T.B.	7	7	0
2)	McCown, NY-J	6	6	0
3t)	Brissett, Ind.	5	5	0
3t)	Wilson, Sea.	5	5	0
5t)	David, T.B.	4	0	4
5t)	Flacco, Bal.	4	4	0
5t)	*Trubisky, Chi.	4	4	0
5t)	Wentz, Phi.	4	4	0
9t)	Bortles, Jac.	3	3	0
9t)	Brees, N.O.	3	3	0
9t)	Cousins, Was.	3	3	0
9t)	Erickson, Cin.	3	3	0
9t)	Glenmon, Chi.	3	3	0
9t)	Jones, Mia.	3	0	3
9t)	Kuechly, Car.	3	1	2
9t)	Manning, NY-G	3	3	0
9t)	*McKenzie, Den.	3	3	0
9t)	Raymond, NY-J-NY-G	3	3	0
9t)	Richard, Oak.	3	3	0
9t)	Rivers, LA-C	3	3	0
9t)	A. Smith, K.C.	3	3	0
9t)	Trufant, Atl.	3	1	2



WEEK 13 / THROUGH MONDAY, DECEMBER 4, 2017

**NFL / OFFENSIVE FUMBLE RECOVERIES**

Rank	Player, Team	Ret	Yards	Avg	Long	TD
1)	Winston, T.B.	7	0	0.0	0	0
2)	McCown, NY-J	6	0	0.0	0	0
3t)	Brissett, Ind.	5	0	0.0	0	0
3t)	Wilson, Sea.	5	0	0.0	0	0
5t)	Flacco, Bal.	4	0	0.0	0	0
5t)	*Trubisky, Chi.	4	0	0.0	0	0
5t)	Wentz, Phi.	4	0	0.0	0	0
8t)	Bortles, Jac.	3	0	0.0	0	0
8t)	Brees, N.O.	3	0	0.0	0	0
8t)	Cousins, Was.	3	0	0.0	0	0
8t)	Erickson, Cin.	3	0	0.0	0	0
8t)	Glennon, Chi.	3	0	0.0	0	0
8t)	Manning, NY-G	3	0	0.0	0	0
8t)	*McKenzie, Den.	3	0	0.0	0	0
8t)	Raymond, NY-J-NY-G	3	0	0.0	0	0
8t)	Richard, Oak.	3	0	0.0	0	0
8t)	Rivers, LA-C	3	0	0.0	0	0
8t)	A. Smith, K.C.	3	0	0.0	0	0

**NFL / DEFENSIVE FUMBLE RECOVERIES**

Rank	Player, Team	Ret	Yards	Avg	Long	TD
1)	David, T.B.	4	21	5.3	21t	1
2)	Jones, Mia.	3	52	17.3	38t	2
3t)	Clowney, Hou.	2	71	35.5	49	1
3t)	Fowler, Jac.	2	53	26.5	53t	1
3t)	Smith, Jac.	2	52	26.0	52	1
3t)	*White, Buf.	2	52	26.0	52t	1
3t)	Ingram, LA-C	2	39	19.5	39t	1
3t)	Kuechly, Car.	2	34	17.0	34t	1
3t)	Collins, NY-G	2	33	16.5	32	0
3t)	S. Richardson, Sea.	2	20	10.0	20	0
3t)	Mosley, Bal.	2	18	9.0	18	0
3t)	Henry, Bal.	2	16	8.0	16	0
3t)	Trufant, Atl.	2	15	7.5	15t	1
3t)	Clayborn, Atl.	2	10	5.0	10t	1
3t)	Robertson, N.O.	2	8	4.0	8	0
3t)	Byard, Ten.	2	6	3.0	6	0
3t)	M. Collins, Dal.	2	6	3.0	6	0
3t)	Whitehead, Det.	2	5	2.5	5	0
3t)	*Adams, NY-J	2	0	0.0	0	0
3t)	Apple, NY-G	2	0	0.0	0	0
3t)	Burns, Pit.	2	0	0.0	0	0
3t)	Chung, N.E.	2	0	0.0	0	0
3t)	Cowser, Oak.	2	0	0.0	0	0
3t)	Harris, Min.	2	0	0.0	0	0
3t)	Hicks, Chi.	2	0	0.0	0	0
3t)	Lawrence, Dal.	2	0	0.0	0	0
3t)	Martinez, G.B.	2	0	0.0	0	0
3t)	Mingo, Ind.	2	0	0.0	0	0
3t)	Morgan, Ten.	2	0	0.0	0	0
3t)	Pierce, Bal.	2	0	0.0	0	0
3t)	Rollins, G.B.	2	0	0.0	0	0
3t)	S. Williams, Cin.	2	0	0.0	0	0

WEEK 13 / THROUGH MONDAY, DECEMBER 4, 2017

Team/Offense Rank (Within League)

BAL	BUF	CIN	CLE	DEN	HOU	IND	JAX	KC	LAC	MIA	NE	NYJ	OAK	PIT	TEN	ARI	ATL	CAR	CHI	DAL	DET	GB	LAR	MIN	NO	NYG	PHI	SF	SEA	TB	WAS	
30	26	31	24	23	14	27	11	6	9	29	1	17	16	7	22	TYds/G	20	8	18t	32	18t	15	25	4	5	2	28	3	21	10	13	12
32	30	21	27	29	19	31	16	2	6	26	3	17	10	8	15	TYds/P	23	4	20	25	18	14	22	5	9	1	28	7	24	12	13	11
12t	8	30	19	17	10	24	1	15	26	29	9	18	25	20	7	RYds/G	32	11	5	12t	4	31	16	14	6	3	27	2	22	21	28	23
18	13	30	9	15	17	28	6	2	26	25	12	20	19	27	7	RshAvg	32	8	11	10	3	31	5	16	21	1	23	4	14	22	29	24
31	30	26	23	19	16	28	21	9	2	20	1	18	15	4	24	PsYd/G	10	11	25	32	29	6	27	7	13	3	22	14	17	8	5	12
32	29	16	31	30	17	23	19	7	5	24	2	15	12	8	18	PasAvg	20	4	21	28	22	11	26	3	6	1	27	9	25	14	13	10
23	21	17	32	31	28	19	14	4	7	30	1	15	16	26	29	%HdInt	27	13	25	22	20	9	24	6	3	2	8	5	18	12	11	10
9	30	22	25	26	29	32	8	17	1	12	11	27	6	3	18	Sac/PP	20	5	19	24	15	28	31	7	2	4	14	16	21	13	10	23
24	28	30	18	25t	4t	29	11	16	8	27	1	25t	20t	6	23	1D/Gm	14t	9	12	32	14t	22	17	13	3	4t	31	2	19	10	7	20t
30	13	27	32	16	17	20	21	23	12	29	4	11	9	14	24	3D Eff	19	3	6	28	5	22	10	7	1	15	31	2	26	8	18	25
4t	29	12t	7t	27t	9t	2	31	12t	27t	12t	4t	22	12t	7t	4	4D Eff	23	26	24t	20	16	32	6	24t	30	1	18	3	17	9t	19	11
2	11	7	26	16	6	32	14	21	19	22	15	30	27	29	5	PR Avg	23	17	18	8	10	1	20	9	4	25	28	3	13	24	12	31
1	13	21	8	10	20	12	7	11	31	15	3	23	16	32	27	KR Avg	26	19	18	17	4	30	9	2	5	28	25	22	29	6	14	24
14	15	11	7	24	3	17	25	16	4	22	30	8	2	29	1	GPntAv	12	18	10	9	28	26	19	6	32	5	23	13	27	20	31	21
12	11	19	21	25	8	5	24	17	16	15	28	20	3	27	1	NPntAv	29	10	4	26	9	18	6	2	23	7	31	13	14	22	30	32
13	23	24t	32	27	8	28	7	6	17	26	4	18t	21	12	18t	Pts/Gm	24t	14	16	30	10	5	20	1t	11	3	31	1t	29	9	22	15
9	11	12	30	26	23	2	21	4	31t	5t	7	18	22	8	19	FG%	29	14t	1	31t	10	14t	24	3	14t	20	28	17	5t	25	27	13

Opponent/Defense Rank (Within League)

BAL	BUF	CIN	CLE	DEN	HOU	IND	JAX	KC	LAC	MIA	NE	NYJ	OAK	PIT	TEN	ARI	ATL	CAR	CHI	DAL	DET	GB	LAR	MIN	NO	NYG	PHI	SF	SEA	TB	WAS	
7	27	16	10	5	20	29	1	30	17	18	28	23	22	4	11	TYds/G	13	8	6	14	21	26	24	15	2	12	32	3	25	9	31	19
5	21	4	12	6	28	31	1	27	15	24	30	22	25	9	8	TYds/P	11	10	14	13	18	26	23	16	2	19	29	3	17	7	32	20
16	25	28	6	5	10	13	20	30	31	21	26	24	11	8	3	RYds/G	9	18	4	15	12	19	14	27	2	17	32	1	29	7	23	22
9	20	14	1	2	16	11	28	19	31	25	32	23	13	17	4	RshAvg	6	27	15	12	21	18	10	30	3	29	26	5	8	7	24	22
3	24	8	17	4	22	32	1	28	5	15	29	20	23	2	25	PsYd/G	18	6	7	12	21	27	26	9	10	11	30	16	19	14	31	13
8	20	5	23	15	28	32	1	27	4	22	19	21	29	6	11	PasAvg	14	3	12	16	17	24	26	10	7	13	30	2	25	9	31	18
1	8	24	28	22	11	14	2	20	3	26	13	15	32	6	19	%HdInt	12	31	29	30	27	10	18	5	21	9	23	4	25	17	16	7
6	31	9	22	17	14	30	1	29	5	27	21	23	25	2	20	Sac/PP	19	11	4	8	10	26	15	3	18	7	28	16	24	13	32	12
6	31	21t	15	5	8t	24	2	32	12	18	26t	19	11	1	25	1D/Gm	14	28	3	16	23	29t	26t	8t	7	10	20	4	29t	17	21t	13
5	17	26	16	2	6	27	4	25	24	10	20	12	29	8t	7	3D Eff	23	18	8t	21	30	11	28	13	1	15	22	3	31	14	32	19
9t	17	16	29	9t	25t	25t	14t	22t	6	9t	13	2t	22t	7t	28	4D Eff	18	25t	7t	30	12	20t	31	20t	19	2t	4	5	32	14t	1	22t
22	2	27	25	23	31	7	21	15	19	11	5	26	12	20	18	PR Avg	28	13	3	29	1	16	6	8	9	30	24	14	4	17	10	32
6	17	14	2	28	22	3	21	4	29	10	9	20	8	12	32	KR Avg	5	30	18	27	19	16	25	13	26	31	15	23	11	1	24	7
11	3	22	8	23t	30	27	19	2	16	21	7	18	20	10	32	GPntAv	25	28	26	29	15	17	1	12	14	6	9	13	23t	5	31	4
11	2	5	10	14	26	31	18	3	15	21	7	25	28	30	32	NPntAv	29	24	20	23	9	1	6	4	16	13	22	8	12	17	27	19
3	19	10t	26t	31	28	32	1	15	4	24t	9	21t	16	5	18	Pts/Gm	29	13	10t	14	20	26t	17	7t	2	12	23	6	24t	7t	21t	30
19t	31	22	14t	16t	27	12	30	11	19t	3	2	4	18	9	28t	FG%	32	14t	13	28t	7	5	23t	1	25	8	10	16t	23t	26	21	6



***GAME  
BOOK  
VS.  
CLEVELAND  
DEC. 3, 2017***

# National Football League Game Summary

NFL Copyright © 2017 by The National Football League. All rights reserved. This summary and play-by-play is for the express purpose of assisting media in their coverage of the game; any other use of this material is prohibited without the written permission of the National Football League. Updated: 12/4/2017

Date: Sunday, 12/3/2017

Cleveland Browns at Los Angeles Chargers  
at StubHub Center, Carson, CA

Start Time: 1:05 PM PST

## Game Day Weather

Game Weather: Sunny  
Played on Turf: Grass

Temp: 68° F (20.0° C) Humidity: 63%, Wind: WSW 7 mph

## Officials

Referee: Coleman, Walt (65)	Umpire: Rice, Jeff (44)	Down Judge: Bowers, Derick (74)
Line Judge: Codey, Kevin (16)	Field Judge: Novak, Scott (1)	Side Judge: Coleman, James (95)
Back Judge: Miles, Terrence (111)	Replay Official: Lewis, Darryll (0)	

## Lineups

Cleveland Browns			Los Angeles Chargers				
Offense		Defense	Offense		Defense		
WR 12	J.Gordon	DE 95	M.Garrett	WR 13	K.Allen	DE 99	J.Bosa
TE 87	S.DeValve	DT 93	T.Coley	LT 76	R.Okung	NT 92	B.Mebane
LT 66	S.Drango	DT 55	D.Shelton	LG 66	D.Feeney	DT 93	D.Pilon
LG 75	J.Bitonio	DE 94	C.Nassib	C 73	S.Pulley	DE 54	M.Ingram
C 64	J.Tretter	WILL 58	C.Kirksey	RG 79	K.Wiggins	OLB 51	K.Emanuel
RG 70	K.Zeitler	MIKE 53	J.Schobert	RT 72	J.Barksdale	ILB 50	H.Pullard
RT 72	S.Coleman	SAM 52	J.Burgess Jr.	TE 86	H.Henry	OLB 52	D.Perryman
TE 86	R.Telfer	CB 30	J.McCourty	WR 16	Ty.Williams	LCB 26	C.Hayward
WR 19	C.Coleman	CB 21	J.Taylor	WR 12	T.Benjamin	SS 37	J.Addae
QB 7	D.Kizer	S 22	J.Peppers	QB 17	P.Rivers	FS 33	T.Boston
RB 34	I.Crowell	DB 20	B.Boddy-Calhoun	RB 28	M.Gordon	RCB 24	Tr.Williams

## Substitutions

P 4 B.Colquitt, K 5 Z.Gonzalez, QB 6 C.Kessler, WR 18 K.Britt, DB 26 D.Kindred, RB 27 M.Dayes, RB 29 D.Johnson Jr., DB 36 D.Smith, FB 40 D.Vitale, DB 41 M.Jordan, DB 43 K.Nacua, DL 44 N.Orchard, LS 47 C.Hughlett, LB 49 J.Keyes, LB 50 B.Bello, LB 56 D.King, OL 62 A.Reiter, DL 65 L.Ogunjobi, OL 77 Z.Banner, WR 80 R.Louis, WR 81 R.Higgins, TE 85 D.Njoku, DE 91 T.Holmes, DL 99 C.Brantley

## Substitutions

K 5 T.Coons, P 8 D.Kaser, QB 10 K.Clemens, WR 11 G.Davis, CB 20 D.King, S 25 R.Jenkins, RB 30 A.Ekeler, S 31 A.Phillips, FB 34 D.Watt, DE 40 C.McCain, CB 43 M.Davis, RB 44 A.Williams, LS 47 M.Windt, LB 48 N.Dzubnar, ILB 56 K.Toomer, OLB 57 J.Brown, T 69 S.Tevi, NT 71 D.Square, G 78 M.Schofield, TE 84 S.McGrath, TE 85 A.Gates, TE 87 J.Cumberland, DT 95 T.Palepoi, DE 97 J.Attaochu

## Did Not Play

## Did Not Play

## Not Active

## Not Active

QB 8 K.Hogan, WR 10 S.Coates, WR 11 B.Treggs, DB 28 D.Hillary, OL 63 M.Martin, TE 89 M.Lengel, DL 97 T.McGill

QB 7 C.Jones, RB 32 B.Oliver, OLB 49 J.Onwualu, T 74 M.Ola, TE 80 S.Culkin, WR 81 M.Williams, DT 94 C.Liuget

## Field Goals (made ( ) & missed)

	Z.Gonzalez (35)	T.Coons	38RU (21) (40) (22) (27)					
			1	2	3	4	OT	Total
VISITOR: Cleveland Browns			0	7	0	3	0	10
HOME: Los Angeles Chargers			0	9	10	0	0	19

## Scoring Plays

Team	Qtr	Time	Play Description (Extra Point) (Drive Info)	Visitor	Home
Chargers	2	9:03	T.Coons 21 yd. Field Goal (10-60, 4:25)	0	3
Chargers	2	3:45	T.Coons 40 yd. Field Goal (7-38, 3:29)	0	6
Browns	2	1:55	D.Njoku 28 yd. pass from D.Kizer (Z.Gonzalez kick) (5-65, 1:50)	7	6
Chargers	2	0:00	T.Coons 22 yd. Field Goal (11-75, 1:55)	7	9
Chargers	3	10:35	K.Allen 7 yd. pass from P.Rivers (T.Coons kick) (10-78, 4:25)	7	16
Chargers	3	1:02	T.Coons 27 yd. Field Goal (12-66, 7:03)	7	19
Browns	4	12:03	Z.Gonzalez 35 yd. Field Goal (11-58, 3:59)	10	19

Paid Attendance: 25,320

Time: 3:02



# Final Individual Statistics

## Cleveland Browns

## Los Angeles Chargers

RUSHING							RUSHING						
	ATT	YDS	AVG	LG	TD		ATT	YDS	AVG	LG	TD		
D.Kizer	5	46	9.2	17	0	M.Gordon	19	77	4.1	29	0		
I.Crowell	10	41	4.1	16	0	A.Ekeler	4	19	4.8	9	0		
D.Johnson Jr.	7	2	0.3	4	0	P.Rivers	2	-2	-1.0	-1	0		
Total	22	89	4.0	17	0	Total	25	94	3.8	29	0		

PASSING									PASSING								
	ATT	CMP	YDS	SK/YD	TD	LG	IN	RT		ATT	CMP	YDS	SK/YD	TD	LG	IN	RT
D.Kizer	32	15	215	3/13	1	39	1	66.5	P.Rivers	43	31	344	1/9	1	39	0	103.2
Total	32	15	215	3/13	1	39	1	66.5	Total	43	31	344	1/9	1	39	0	103.2

PASS RECEIVING							PASS RECEIVING						
	TAR	REC	YDS	AVG	LG	TD		TAR	REC	YDS	AVG	LG	TD
J.Gordon	11	4	85	21.3	39	0	K.Allen	14	10	105	10.5	26	1
D.Njoku	6	4	74	18.5	33	1	H.Henry	9	7	81	11.6	25	0
S.DeValve	3	2	33	16.5	25	0	T.Benjamin	6	4	68	17.0	39	0
D.Johnson Jr.	4	2	10	5.0	11	0	M.Gordon	4	4	29	7.3	14	0
K.Britt	3	2	10	5.0	7	0	A.Gates	4	3	32	10.7	12	0
I.Crowell	1	1	3	3.0	3	0	A.Ekeler	3	2	21	10.5	16	0
C.Coleman	4	0	0	0.0	0	0	Ty.Williams	3	1	8	8.0	8	0
Total	32	15	215	14.3	39	1	Total	43	31	344	11.1	39	1

INTERCEPTIONS							INTERCEPTIONS						
	NO	YDS	AVG	LG	TD		NO	YDS	AVG	LG	TD		
Total	0	0	0	0	0	A.Phillips	1	9	9.0	9	0		
						Total	1	9	9.0	9	0		

PUNTING								PUNTING							
	NO	YDS	AVG	NET	TB	IN20	LG		NO	YDS	AVG	NET	TB	IN20	LG
B.Colquitt	3	117	39.0	36.0	0	1	44	D.Kaser	2	73	36.5	30.5	0	1	42
Total	3	117	39.0	36.0	0	1	44	Total	2	73	36.5	30.5	0	1	42

PUNT RETURNS							PUNT RETURNS						
	NO	YDS	AVG	FC	LG	TD		NO	YDS	AVG	FC	LG	TD
D.Johnson Jr.	1	12	12.0	0	12	0	T.Benjamin	1	9	9.0	0	9	0
[DOWNED]	1	0	0.0	0	0	0	[DOWNED]	1	0	0.0	0	0	0
							[OUT OF BOUNDS]	1	0	0.0	0	0	0
Total	1	12	12.0	0	12	0	Total	1	9	9.0	0	9	0

KICKOFF RETURNS							KICKOFF RETURNS						
	NO	YDS	AVG	FC	LG	TD		NO	YDS	AVG	FC	LG	TD
M.Dayes	2	51	25.5	0	32	0	D.King	3	82	27.3	0	44	0
[TOUCHBACK]	3	0	0.0	0	0	0	Total	3	82	27.3	0	44	0
Total	2	51	25.5	0	32	0							

### Cleveland Browns

FUMBLES	FUM	LOST	OWN-REC	YDS	TD	FORCED	OPP-REC	YDS	TD	OUT-BDS
D.Kizer	1	1	0	0	0	0	0	0	0	0
N.Orchard	0	0	0	0	0	1	0	0	0	0
J.Schobert	0	0	0	0	0	1	0	0	0	0
Total	1	1	0	0	0	2	0	0	0	0

### Los Angeles Chargers

FUMBLES	FUM	LOST	OWN-REC	YDS	TD	FORCED	OPP-REC	YDS	TD	OUT-BDS
K.Allen	1	0	0	0	0	0	0	0	0	0
P.Rivers	1	0	0	0	0	0	0	0	0	0
H.Henry	0	0	1	0	0	0	0	0	0	0
R.Okung	0	0	1	0	0	0	0	0	0	0
J.Bosa	0	0	0	0	0	1	0	0	0	0
D.Perryman	0	0	0	0	0	0	1	0	0	0
Total	2	0	2	0	0	1	1	0	0	0

## Final Team Statistics

	Visitor Browns	Home Chargers
TOTAL FIRST DOWNS	17	23
By Rushing	7	4
By Passing	7	19
By Penalty	3	0
THIRD DOWN EFFICIENCY	5-11-45%	8-15-53%
FOURTH DOWN EFFICIENCY	0-1-0%	1-1-100%
TOTAL NET YARDS	291	429
Total Offensive Plays (inc. times thrown passing)	57	69
Average gain per offensive play	5.1	6.2
NET YARDS RUSHING	89	94
Total Rushing Plays	22	25
Average gain per rushing play	4.0	3.8
Tackles for a loss-number and yards	6-10	6-15
NET YARDS PASSING	202	335
Times thrown - yards lost attempting to pass	3-13	1-9
Gross yards passing	215	344
PASS ATTEMPTS-COMPLETIONS-HAD INTERCEPTED	32-15-1	43-31-0
Avg gain per pass play (inc.# thrown passing)	5.8	7.6
KICKOFFS Number-In End Zone-Touchbacks	3-0-0	5-4-3
PUNTS Number and Average	3-39.0	2-36.5
Had Blocked	0	0
FGs - PATs Had Blocked	0-0	0-0
Net Punting Average	36.0	30.5
TOTAL RETURN YARDAGE (Not Including Kickoffs)	12	18
No. and Yards Punt Returns	1-12	1-9
No. and Yards Kickoff Returns	2-51	3-82
No. and Yards Interception Returns	0-0	1-9
PENALTIES Number and Yards	4-24	5-62
FUMBLES Number and Lost	1-1	2-0
TOUCHDOWNS	1	1
Rushing	0	0
Passing	1	1
EXTRA POINTS Made-Attempts	1-1	1-1
Kicking Made-Attempts	1-1	1-1
FIELD GOALS Made-Attempts	1-1	4-5
RED ZONE EFFICIENCY	0-2-0%	1-4-25%
GOAL TO GO EFFICIENCY	0-1-0%	1-3-33%
SAFETIES	0	0
FINAL SCORE	10	19
TIME OF POSSESSION	25:03	34:57

## Ball Possession And Drive Chart

### Cleveland Browns

#	Time Recd	Time Lost	Time Poss	How Ball Obtained	Drive Began	# Play	Yds Gain	Yds Pen	Net Yds	1st Down	Last Scrm	How Given Up
1	15:00	9:46	5:14	Kickoff	CLV 19	8	47	-5	42	3	LAC 39	Punt
2	2:16	13:28	3:48	Missed FG	CLV 28	9	15	20	35	2	LAC 35	Downs
3	9:03	7:14	1:49	Kickoff	CLV 25	3	-3	0	-3	0	CLV 22	Punt
4	3:45	1:55	1:50	Kickoff	CLV 35	5	65	0	65	2	LAC 28	Touchdown
5	10:35	8:05	2:30	Kickoff	CLV 25	6	15	0	15	1	CLV 40	Punt
6	1:02	12:03	3:59	Kickoff	CLV 25	11	30	28	58	4	* LAC 17	Field Goal
7	9:47	4:48	4:59	Punt	CLV 4	13	86	-10	76	4	* LAC 15	Fumble
8	2:08	1:14	0:54	Punt	CLV 33	3	36	0	36	1	LAC 31	Interception

(194) Average CLV 24

### Los Angeles Chargers

#	Time Recd	Time Lost	Time Poss	How Ball Obtained	Drive Began	# Play	Yds Gain	Yds Pen	Net Yds	1st Down	Last Scrm	How Given Up
1	9:46	2:16	7:30	Punt	LAC 4	13	86	-10	76	5	CLV 20	Missed FG
2	13:28	9:03	4:25	Downs	LAC 37	10	60	0	60	3	* CLV 3	Field Goal
3	7:14	3:45	3:29	Punt	LAC 40	7	38	0	38	2	CLV 22	Field Goal
4	1:55	0:00	1:55	Kickoff	LAC 21	11	70	5	75	4	* CLV 4	Field Goal
5	15:00	10:35	4:25	Kickoff	LAC 22	10	78	0	78	4	* CLV 7	Touchdown
6	8:05	1:02	7:03	Punt	LAC 25	12	66	0	66	3	* CLV 9	Field Goal
7	12:03	9:47	2:16	Kickoff	LAC 49	4	16	0	16	1	CLV 35	Punt
8	4:48	2:08	2:40	Fumble	LAC 20	5	17	0	17	1	LAC 37	Punt
9	1:14	0:00	1:14	Interception	LAC 21	2	-2	0	-2	0	LAC 20	End of Game

(239) Average LAC 27

\* inside opponent's 20

Time of Possession by Quarter		1st	2nd	3rd	4th	OT	Total
Visitor	Cleveland Browns	7:30	5:11	3:32	8:50		25:03
Home	Los Angeles Chargers	7:30	9:49	11:28	6:10		34:57
Kickoff Drive No.-Start Average		Browns: 5 - CLV 26		Chargers: 3 - LAC 31			









# First Quarter

12/3/2017

## Play By Play

LAC wins the coin toss and elects to defer. CLV elects to Receive, and LAC elects to defend the north goal.

T.Coons kicks 65 yards from LAC 35 to CLV 0. M.Dayes to CLV 19 for 19 yards (D.Watt).

### Cleveland Browns at 15:00, (1st play from scrimmage 14:54)

1-10-CLV 19	(14:54) (Shotgun) D.Kizer pass short middle to J.Gordon to CLV 28 for 9 yards (T.Boston).	
2-1-CLV 28	(14:26) I.Crowell left tackle to CLV 32 for 4 yards (J.Bosa, B.Mebane).	R1
<u>1-10-CLV 32</u>	(13:46) I.Crowell up the middle to CLV 34 for 2 yards (M.Ingram).	
2-8-CLV 34	(13:03) (Shotgun) D.Kizer pass short left to C.Coleman to CLV 34 for no gain (D.Perryman) [D.Philon]. <i>PENALTY on CLV-C.Coleman, Illegal Formation, 5 yards, enforced at CLV 34 - No Play.</i>	
2-13-CLV 29	(12:42) (Shotgun) I.Crowell left end to CLV 45 for 16 yards (T.Boston).	R2
<u>1-10-CLV 45</u>	(12:03) (Shotgun) D.Kizer left end to LAC 43 for 12 yards (K.Emanuel, J.Addae).	R3
<u>1-10-LAC 43</u>	(11:20) I.Crowell left end to LAC 44 for -1 yards (D.Perryman).	
2-11-LAC 44	(10:44) (Shotgun) D.Kizer pass incomplete deep left to C.Coleman.	
3-11-LAC 44	(10:37) (Shotgun) D.Kizer right end to LAC 39 for 5 yards (A.Phillips, J.Attaochu).	
4-6-LAC 39	(9:58) B.Colquitt punts 35 yards to LAC 4, Center-C.Hughlett, downed by CLV-D.King.	

### Los Angeles Chargers at 9:46

1-10-LAC 4	(9:46) (Shotgun) P.Rivers pass short right to K.Allen to LAC 15 for 11 yards (J.McCourty, J.Schobert).	P1
<u>1-10-LAC 15</u>	(9:12) M.Gordon right tackle to LAC 16 for 1 yard (M.Garrett).	
2-9-LAC 16	(8:33) (Shotgun) P.Rivers pass short middle to H.Henry to LAC 22 for 6 yards (J.Schobert, J.Burgess Jr.).	
3-3-LAC 22	(7:56) (Shotgun) P.Rivers pass short middle to H.Henry to LAC 34 for 12 yards (C.Kirksey).	P2
<u>1-10-LAC 34</u>	(7:19) (Shotgun) M.Gordon left end to LAC 48 for 14 yards (J.Peppers, J.Schobert).	R3
<u>1-10-LAC 48</u>	(6:35) M.Gordon up the middle to LAC 49 for 1 yard (J.Taylor, J.Schobert).	
2-9-LAC 49	(5:58) (Shotgun) P.Rivers pass incomplete deep right to A.Gates. <i>PENALTY on LAC-R.Okung, Offensive Holding, 10 yards, enforced at LAC 49 - No Play.</i>	
2-19-LAC 39	(5:52) P.Rivers pass short right to T.Benjamin pushed ob at LAC 48 for 9 yards (J.McCourty).	
3-10-LAC 48	(5:14) (Shotgun) P.Rivers pass short left to A.Gates to CLV 40 for 12 yards (J.Schobert).	P4
<u>1-10-CLV 40</u>	(4:35) (Shotgun) P.Rivers pass short right to H.Henry to CLV 28 for 12 yards (J.Schobert).	P5
<u>1-10-CLV 28</u>	(3:51) P.Rivers pass short right to M.Gordon to CLV 24 for 4 yards (C.Kirksey).	
2-6-CLV 24	(3:03) (Shotgun) M.Gordon right guard to CLV 20 for 4 yards (N.Orchard, B.Boddy-Calhoun).	
3-2-CLV 20	(2:26) (Shotgun) P.Rivers pass incomplete deep right to K.Allen.	
4-2-CLV 20	(2:21) T.Coons 38 yard field goal is No Good, Hit Right Upright, Center-M.Windt, Holder-K.Clemens.	

### Cleveland Browns at 2:16

1-10-CLV 28	(2:16) (Shotgun) D.Kizer pass incomplete deep left to D.Njoku (J.Addae).	
2-10-CLV 28	(2:11) (Shotgun) I.Crowell right end to CLV 26 for -2 yards (D.King).	
3-12-CLV 26	(1:34) (Shotgun) D.Kizer pass incomplete deep left to J.Gordon. <i>PENALTY on LAC-J.Bosa, Roughing the Passer, 15 yards, enforced at CLV 26 - No Play.</i>	X4
<u>1-10-CLV 41</u>	(1:28) D.Johnson Jr. up the middle to CLV 39 for -2 yards (J.Bosa, H.Pullard).	
2-12-CLV 39	(:46) (Shotgun) D.Kizer pass incomplete deep right to D.Njoku. <i>PENALTY on LAC-M.Ingram, Defensive Offside, 5 yards, enforced at CLV 39 - No Play.</i>	
2-7-CLV 44	(:40) (Shotgun) D.Johnson Jr. up the middle to CLV 48 for 4 yards (J.Bosa).	

## END OF QUARTER

	Score	Time Poss	First Downs				Efficiencies	
			R	P	X	T	3 Down	4 Down
Cleveland Browns	0	7:30	3	0	1	4	0/1	0/0
Los Angeles Chargers	0	7:30	1	4	0	5	2/3	0/0

## Play By Play

## Second Quarter

12/3/2017

Cleveland Browns continued.

- 3-3-CLV 48 (15:00) (Shotgun) D.Kizer pass short right to S.DeValve to LAC 44 for 8 yards (J.Addae). P5
- 1-10-LAC 44 (14:24) (Shotgun) D.Kizer pass incomplete deep right to J.Gordon.
- 2-10-LAC 44 (14:18) D.Kizer pass incomplete short right to K.Britt.
- 3-10-LAC 44 (14:15) (Shotgun) D.Kizer right end to LAC 35 for 9 yards (J.Attaochu).
- 4-1-LAC 35 (13:31) D.Johnson Jr. up the middle to LAC 37 for -2 yards (M.Ingram).

## Los Angeles Chargers at 13:28

- 1-10-LAC 37 (13:28) (Shotgun) P.Rivers pass incomplete short left to Ty.Williams [M.Garrett].
- 2-10-LAC 37 (13:22) (Shotgun) M.Gordon left end to LAC 39 for 2 yards (D.Shelton, J.Schobert).
- 3-8-LAC 39 (12:40) (Shotgun) P.Rivers pass short middle to A.Gates to 50 for 11 yards (C.Kirksey, B.Boddy-Calhoun). P6
- 1-10-50 (12:01) (Shotgun) P.Rivers pass deep middle to K.Allen to CLV 29 for 21 yards (J.McCourty). P7
- 1-10-CLV 29 (11:27) (Shotgun) P.Rivers pass short middle to A.Gates to CLV 20 for 9 yards (C.Kirksey, J.Burgess Jr.).
- 2-1-CLV 20 (10:48) (Shotgun) P.Rivers pass short left to K.Allen to CLV 7 for 13 yards (J.Peppers). P8
- 1-7-CLV 7 (10:06) P.Rivers pass incomplete short right to H.Henry [T.Coley].
- 2-7-CLV 7 (9:56) (Shotgun) P.Rivers pass short left to K.Allen to CLV 3 for 4 yards (J.McCourty).
- Timeout #1 by LAC at 09:11.
- 3-3-CLV 3 (9:11) (Shotgun) P.Rivers pass incomplete short left to K.Allen (J.McCourty).
- 4-3-CLV 3 **(9:06) T.Coons 21 yard field goal is GOOD, Center-M.Windt, Holder-K.Clemens.**

<b>CLV 0 LAC 3, 10 plays, 60 yards, 4:25 drive, 5:57 elapsed</b>
--

T.Coons kicks 65 yards from LAC 35 to end zone, Touchback.

## Cleveland Browns at 9:03

- 1-10-CLV 25 (9:03) (Shotgun) I.Crowell up the middle to CLV 24 for -1 yards (M.Ingram).
- 2-11-CLV 24 (8:36) (Shotgun) D.Kizer pass short middle to I.Crowell to CLV 27 for 3 yards (D.Perryman).
- 3-8-CLV 27 (7:59) (Shotgun) D.Kizer sacked at CLV 22 for -5 yards (D.King).
- 4-13-CLV 22 (7:22) B.Colquitt punts 38 yards to LAC 40, Center-C.Hughlett, out of bounds.

## Los Angeles Chargers at 7:14

- 1-10-LAC 40 (7:14) (Shotgun) P.Rivers pass short left to A.Ekeler to CLV 44 for 16 yards (N.Orchard). P9
- 1-10-CLV 44 (6:32) A.Ekeler up the middle to CLV 37 for 7 yards (C.Kirksey).
- 2-3-CLV 37 (5:54) (Shotgun) M.Gordon right end to CLV 29 for 8 yards (B.Boddy-Calhoun). R10
- 1-10-CLV 29 (5:15) A.Ekeler right end to CLV 20 for 9 yards (J.Schobert).
- 2-1-CLV 20 (4:38) A.Ekeler right guard to CLV 22 for -2 yards (D.Shelton, T.Coley).
- 3-3-CLV 22 (3:56) (Shotgun) P.Rivers pass incomplete short left to Ty.Williams.
- 4-3-CLV 22 **(3:50) T.Coons 40 yard field goal is GOOD, Center-M.Windt, Holder-K.Clemens.**

<b>CLV 0 LAC 6, 7 plays, 38 yards, 3:29 drive, 11:15 elapsed</b>
--

T.Coons kicks 62 yards from LAC 35 to CLV 3. M.Dayes to CLV 35 for 32 yards (T.Coons).

## Cleveland Browns at 3:45, (1st play from scrimmage 3:39)

- 1-10-CLV 35 (3:39) (Shotgun) D.Kizer pass incomplete short left to J.Gordon.
- 2-10-CLV 35 (3:36) (Shotgun) D.Kizer pass short left to J.Gordon to CLV 44 for 9 yards (D.King).
- Timeout #1 by CLV at 02:56.
- 3-1-CLV 44 (2:56) (Shotgun) D.Kizer pass deep left to J.Gordon to LAC 28 for 28 yards (C.Hayward). P6
- 1-10-LAC 28 (2:26) (Shotgun) D.Johnson Jr. up the middle to LAC 28 for no gain (C.McCain).

Two-Minute Warning

- 2-10-LAC 28 **(2:00) (Shotgun) D.Kizer pass deep middle to D.Njoku for 28 yards, TOUCHDOWN.** P7  
**The Replay Official reviewed the runner broke the plane ruling, and the play was Upheld. The ruling on the field stands.**  
 Z.Gonzalez extra point is GOOD, Center-C.Hughlett, Holder-B.Colquitt.

<b>CLV 7 LAC 6, 5 plays, 65 yards, 1:50 drive, 13:05 elapsed</b>
--

Z.Gonzalez kicks 62 yards from CLV 35 to LAC 3. D.King to LAC 21 for 18 yards (T.Holmes).

## Los Angeles Chargers at 1:55, (1st play from scrimmage 1:49)

- 1-10-LAC 21 (1:49) (Shotgun) P.Rivers sacked at LAC 13 for -8 yards (J.Schobert). FUMBLES (J.Schobert), recovered by LAC-R.Okung at LAC 12. R.Okung to LAC 12 for no gain (M.Garrett).  
 Timeout #2 by CLV at 01:41.
- 2-19-LAC 12 (1:41) (Shotgun) P.Rivers pass short left to T.Benjamin to CLV 49 for 39 yards (J.Peppers). P11



**Cleveland Browns vs Los Angeles Chargers at StubHub Center**

- 1-10-CLV 49 (1:13) (Shotgun) P.Rivers pass short middle to M.Gordon to CLV 44 for 5 yards (C.Kirksey).  
 2-5-CLV 44 (:55) (Shotgun) P.Rivers pass incomplete deep left to T.Benjamin.  
 3-5-CLV 44 (:49) (Shotgun) P.Rivers pass short left to H.Henry to CLV 36 for 8 yards (C.Kirksey) [M.Garrett]. P12  
 Timeout #2 by LAC at 00:42.  
1-10-CLV 36 (:42) (Shotgun) P.Rivers pass short right to K.Allen to CLV 34 for 2 yards (B.Boddy-Calhoun).  
 2-8-CLV 34 (:25) (Shotgun) P.Rivers pass incomplete short left to T.Benjamin (J.Taylor).  
 3-8-CLV 34 (:20) (Shotgun) P.Rivers pass short right to M.Gordon ran ob at CLV 20 for 14 yards. P13  
1-10-CLV 20 (:14) (Shotgun) *PENALTY on CLV-M.Garrett, Neutral Zone Infraction, 5 yards, enforced at CLV 20 - No Play.*  
 1-5-CLV 15 (:14) (Shotgun) P.Rivers pass short right to T.Benjamin to CLV 4 for 11 yards (J.Taylor). P14  
 Timeout #3 by LAC at 00:09.  
1-4-CLV 4 (:09) (Shotgun) P.Rivers pass incomplete short left to A.Gates.  
 2-4-CLV 4 (:04) **T.Coons 22 yard field goal is GOOD, Center-M.Windt, Holder-K.Clemens.**

<b>CLV 7 LAC 9, 11 plays, 75 yards, 1 penalty, 1:55 drive, 15:00 elapsed</b>
--

**END OF QUARTER**

	Score	Time Poss	First Downs				Efficiencies	
			R	P	X	T	3 Down	4 Down
<b>Cleveland Browns</b>	<b>7</b>	<b>5:11</b>	<b>0</b>	<b>3</b>	<b>0</b>	<b>3</b>	<b>2/4</b>	<b>0/1</b>
<b>Los Angeles Chargers</b>	<b>9</b>	<b>9:49</b>	<b>1</b>	<b>8</b>	<b>0</b>	<b>9</b>	<b>3/5</b>	<b>0/0</b>

# Third Quarter

12/3/2017

## Play By Play

LAC elects to Receive, and CLV elects to defend the South goal.

Z.Gonzalez kicks 63 yards from CLV 35 to LAC 2. D.King to LAC 22 for 20 yards (D.Vitale).

### Los Angeles Chargers at 15:00, (1st play from scrimmage 14:54)

- 1-10-LAC 22 (14:54) (Shotgun) P.Rivers pass incomplete short left to A.Ekeler.
- 2-10-LAC 22 (14:51) (Shotgun) P.Rivers pass short left to K.Allen to LAC 34 for 12 yards (J.McCourty). P15
- 1-10-LAC 34 (14:08) (Shotgun) P.Rivers pass deep left to H.Henry pushed ob at CLV 41 for 25 yards (D.Kindred). P16
- 1-10-CLV 41 (13:41) P.Rivers pass incomplete short right to H.Henry. CLV-J.McCourty was injured during the play.
- 2-10-CLV 41 (13:34) (Shotgun) P.Rivers pass short left to T.Benjamin pushed ob at CLV 32 for 9 yards (J.Burgess Jr.).
- 3-1-CLV 32 (12:57) M.Gordon right end to CLV 35 for -3 yards (J.McCourty).
- 4-4-CLV 35 (12:11) (Shotgun) P.Rivers pass deep right to K.Allen to CLV 9 for 26 yards (J.McCourty). P17
- Penalty on CLV-J.McCourty, Illegal Contact, declined.*
- 1-9-CLV 9 (11:45) M.Gordon left end to CLV 3 for 6 yards (J.Peppers). CLV-D.Shelton was injured during the play.
- 2-3-CLV 3 (11:20) M.Gordon left end to CLV 7 for -4 yards (L.Ogunjobi).
- 3-7-CLV 7 (10:40) (Shotgun) P.Rivers pass short middle to K.Allen for 7 yards, TOUCHDOWN. P18
- T.Coons extra point is GOOD, Center-M.Windt, Holder-K.Clemens.

**CLV 7 LAC 16, 10 plays, 78 yards, 4:25 drive, 4:25 elapsed**

T.Coons kicks 65 yards from LAC 35 to end zone, Touchback.

### Cleveland Browns at 10:35

- 1-10-CLV 25 (10:35) (Shotgun) D.Kizer pass incomplete short right to J.Gordon (C.Hayward).
- 2-10-CLV 25 (10:31) (Shotgun) I.Crowell left tackle to CLV 34 for 9 yards (D.King).

Timeout at 10:03.

- 3-1-CLV 34 (9:48) I.Crowell up the middle to CLV 37 for 3 yards (J.Addae, A.Phillips). R8
- 1-10-CLV 37 (9:13) (Shotgun) D.Kizer pass incomplete deep right to J.Gordon (Tr.Williams).
- 2-10-CLV 37 (9:06) (Shotgun) D.Kizer pass short left to K.Britt to CLV 40 for 3 yards (D.King, D.Perryman).
- 3-7-CLV 40 (8:22) (Shotgun) D.Kizer pass incomplete short middle to D.Johnson Jr. (J.Addae) [D.King].
- 4-7-CLV 40 (8:17) B.Colquitt punts 44 yards to LAC 16, Center-C.Hughlett. T.Benjamin to LAC 25 for 9 yards (S.DeValve, J.Keyes).

### Los Angeles Chargers at 8:05

- 1-10-LAC 25 (8:05) M.Gordon right end to LAC 27 for 2 yards (C.Brantley).
- 2-8-LAC 27 (7:30) (Shotgun) P.Rivers pass short left to H.Henry to LAC 32 for 5 yards (C.Kirksey, J.Schobert).
- 3-3-LAC 32 (6:43) (Shotgun) P.Rivers pass short left to K.Allen ran ob at LAC 40 for 8 yards (J.McCourty). P19
- 1-10-LAC 40 (6:07) M.Gordon up the middle to LAC 39 for -1 yards (C.Nassib, M.Garrett).
- 2-11-LAC 39 (5:23) P.Rivers pass short right to M.Gordon to LAC 45 for 6 yards (J.Schobert).
- 3-5-LAC 45 (4:37) (Shotgun) P.Rivers pass short right to Ty.Williams to CLV 47 for 8 yards (B.Boddy-Calhoun). P20
- 1-10-CLV 47 (4:09) A.Ekeler right guard to CLV 42 for 5 yards (B.Boddy-Calhoun).
- 2-5-CLV 42 (3:31) (Shotgun) M.Gordon right tackle to CLV 13 for 29 yards (J.McCourty). R21
- 1-10-CLV 13 (2:44) M.Gordon right guard to CLV 10 for 3 yards (C.Nassib).
- 2-7-CLV 10 (2:01) (Shotgun) P.Rivers pass short left to K.Allen to CLV 7 for 3 yards (N.Orchard). FUMBLES (N.Orchard), recovered by LAC-H.Henry at CLV 9. H.Henry to CLV 9 for no gain (T.Coley).
- 3-6-CLV 9 (1:09) (Shotgun) P.Rivers pass incomplete short left to K.Allen.
- 4-6-CLV 9 (1:06) T.Coons 27 yard field goal is GOOD, Center-M.Windt, Holder-K.Clemens.

**CLV 7 LAC 19, 12 plays, 66 yards, 7:03 drive, 13:58 elapsed**

T.Coons kicks 65 yards from LAC 35 to end zone, Touchback.

### Cleveland Browns at 1:02

- 1-10-CLV 25 (1:02) I.Crowell left end to CLV 29 for 4 yards (J.Bosa, T.Palepoi).
- 2-6-CLV 29 (:29) (Shotgun) D.Kizer pass short right to D.Njoku to CLV 36 for 7 yards (C.Hayward). P9
- 1-10-CLV 36 (:03) (Shotgun) D.Kizer pass incomplete deep right to J.Gordon.

### END OF QUARTER

	Score	Time Poss	First Downs				Efficiencies	
			R	P	X	T	3 Down	4 Down
Cleveland Browns	7	3:32	1	1	0	2	1/2	0/0
Los Angeles Chargers	19	11:28	1	6	0	7	3/5	1/1

**Fourth Quarter**

12/3/2017

## Play By Play

Cleveland Browns continued.

2-10-CLV 36	(15:00) (Shotgun) D.Kizer pass incomplete deep left to C.Coleman [J.Bosa]. <i>PENALTY on LAC-D.King, Defensive Pass Interference, 27 yards, enforced at CLV 36 - No Play.</i>	X10
<u>1-10-LAC 37</u>	(14:51) (Shotgun) D.Johnson Jr. up the middle to LAC 39 for -2 yards (J.Bosa).	
2-12-LAC 39	(14:23) (Shotgun) D.Kizer pass short left to D.Johnson Jr. to LAC 28 for 11 yards (D.King).	
3-1-LAC 28	(13:53) (Shotgun) D.Kizer pass incomplete deep left to J.Gordon. <i>PENALTY on CLV, Illegal Formation, 4 yards, enforced at LAC 28 - No Play.</i>	
3-5-LAC 32	(13:48) (Shotgun) D.Kizer pass short right to S.DeValve to LAC 32 for no gain (Tr.Williams, D.King). <i>PENALTY on LAC-D.King, Illegal Use of Hands, 5 yards, enforced at LAC 32 - No Play.</i>	X11
<u>1-10-LAC 27</u>	(13:30) (Shotgun) D.Kizer pass short right to K.Britt to LAC 20 for 7 yards (Tr.Williams).	
2-3-LAC 20	(13:04) (Shotgun) D.Johnson Jr. up the middle to LAC 17 for 3 yards (B.Mebane).	R12
<u>1-10-LAC 17</u>	(12:26) (Shotgun) D.Kizer pass incomplete deep right to C.Coleman [D.King].	
2-10-LAC 17	(12:21) (Shotgun) D.Kizer pass incomplete deep right to D.Njoku.	
3-10-LAC 17	(12:16) (Shotgun) D.Kizer pass incomplete short right to D.Johnson Jr..	
4-10-LAC 17	<b>(12:08) Z.Gonzalez 35 yard field goal is GOOD, Center-C.Hughlett, Holder-B.Colquitt.</b>	

CLV 10 LAC 19, 11 plays, 58 yards, 2 penalties, 3:59 drive, 2:57 elapsed

Z.Gonzalez kicks 60 yards from CLV 35 to LAC 5. D.King to LAC 49 for 44 yards (D.Vitale).

**Los Angeles Chargers at 12:03, (1st play from scrimmage 11:53)**

1-10-LAC 49	(11:53) (Shotgun) P.Rivers pass short right to H.Henry to CLV 38 for 13 yards (D.Kindred). LAC-H.Henry was injured during the play.	P22
<u>1-10-CLV 38</u>	(11:27) M.Gordon left end to CLV 31 for 7 yards (J.Burgess Jr.).	
2-3-CLV 31	(10:47) (Shotgun) M.Gordon right end to CLV 35 for -4 yards (J.Schobert, C.Brantley).	
3-7-CLV 35	(10:03) (Shotgun) P.Rivers pass incomplete deep right to K.Allen.	
4-7-CLV 35	(9:58) D.Kaser punts 31 yards to CLV 4, Center-M.Windt, downed by LAC-N.Dzubnar.	

**Cleveland Browns at 9:47**

1-10-CLV 4	(9:47) (Shotgun) D.Kizer pass deep middle to D.Njoku to CLV 37 for 33 yards (T.Boston).	P13
<u>1-10-CLV 37</u>	(9:06) I.Crowell up the middle to CLV 44 for 7 yards (M.Ingram, K.Emanuel).	
2-3-CLV 44	(8:27) (Shotgun) D.Kizer pass incomplete deep right to C.Coleman.	
3-3-CLV 44	(8:22) (Shotgun) D.Kizer scrambles right end ran ob at CLV 47 for 3 yards (J.Addae).	R14
<u>1-10-CLV 47</u>	(7:55) (Shotgun) D.Kizer pass short right to D.Njoku to LAC 47 for 6 yards (J.Addae).	
2-4-LAC 47	(7:30) (Shotgun) D.Kizer pass incomplete short right to J.Gordon.	
3-4-LAC 47	(7:24) (Shotgun) D.Kizer pass short left to S.DeValve to LAC 22 for 25 yards (T.Boston).	P15
<u>1-10-LAC 22</u>	(6:50) (Shotgun) D.Kizer pass short right to D.Johnson Jr. to LAC 23 for -1 yards (D.Philon).	
2-11-LAC 23	(6:03) (Shotgun) D.Kizer up the middle to LAC 6 for 17 yards (J.Addae).	R16
<u>1-6-LAC 6</u>	(5:34) (Shotgun) D.Johnson Jr. left end to LAC 2 for 4 yards (J.Bosa). <i>PENALTY on CLV-C.Coleman, Offensive Holding, 10 yards, enforced at LAC 5.</i>	
1-15-LAC 15	(5:09) (Shotgun) D.Kizer pass incomplete short left to J.Gordon (C.Hayward) [M.Ingram].	
2-15-LAC 15	(5:04) (Shotgun) D.Kizer pass incomplete short middle to C.Coleman (Tr.Williams). Timeout #1 by CLV at 04:59.	
3-15-LAC 15	(4:59) (Shotgun) D.Kizer sacked at LAC 18 for -3 yards (J.Bosa). FUMBLES (J.Bosa) [J.Bosa], RECOVERED by LAC-D.Perryman at LAC 20. D.Perryman to LAC 20 for no gain (J.Tretter). The Replay Official reviewed the runner was in bounds ruling, and the play was Upheld. The ruling on the field stands.	

**Los Angeles Chargers at 4:48**

1-10-LAC 20	(4:48) (Shotgun) M.Gordon right end to LAC 25 for 5 yards (T.Coley).	
2-5-LAC 25	(4:04) M.Gordon left tackle to LAC 31 for 6 yards (J.Taylor, L.Ogunjobi). Timeout #2 by CLV at 03:53.	R23
<u>1-10-LAC 31</u>	(3:53) M.Gordon right guard to LAC 30 for -1 yards (T.Coley). Timeout #3 by CLV at 03:49.	
2-11-LAC 30	(3:49) M.Gordon up the middle to LAC 32 for 2 yards (L.Ogunjobi, M.Garrett). Timeout #1 by LAC at 03:04.	
3-9-LAC 32	(3:04) (Shotgun) P.Rivers pass short left to A.Ekeler to LAC 37 for 5 yards (K.Nacua).	
4-4-LAC 37	(2:21) D.Kaser punts 42 yards to CLV 21, Center-M.Windt. D.Johnson Jr. to CLV 33 for 12 yards (M.Davis).	

**Cleveland Browns vs Los Angeles Chargers at StubHub Center**

**Cleveland Browns at 2:08**

1-10-CLV 33 (2:08) (Shotgun) D.Kizer pass deep left to J.Gordon to LAC 28 for 39 yards (C.Hayward).

P17

Two-Minute Warning

1-10-LAC 28 (1:58) (Shotgun) D.Kizer sacked at LAC 31 for -3 yards (D.Philon).

2-13-LAC 31 (1:21) (Shotgun) D.Kizer pass deep middle intended for S.DeValve INTERCEPTED by A.Phillips at LAC 12. A.Phillips to LAC 21 for 9 yards.

**Los Angeles Chargers at 1:14**

1-10-LAC 21 (1:14) P.Rivers kneels to LAC 20 for -1 yards.

2-11-LAC 20 (:31) P.Rivers kneels to LAC 19 for -1 yards.

**END OF QUARTER**

	Score	Time Poss	First Downs				Efficiencies	
			R	P	X	T	3 Down	4 Down
<b>Cleveland Browns</b>	<b>10</b>	<b>8:50</b>	<b>3</b>	<b>3</b>	<b>2</b>	<b>8</b>	<b>2/4</b>	<b>0/0</b>
<b>Los Angeles Chargers</b>	<b>19</b>	<b>6:10</b>	<b>1</b>	<b>1</b>	<b>0</b>	<b>2</b>	<b>0/2</b>	<b>0/0</b>



# Miscellaneous Statistics Report

Cleveland Browns vs Los Angeles Chargers  
12/3/2017 at StubHub Center

## Ten Longest Plays for Cleveland Browns

Yards	Qtr	Play Start	Play Description
39	4	1-10-CLV 33	(2:08) (Shotgun) D.Kizer pass deep left to J.Gordon to LAC 28 for 39 yards (C.Hayward).
33	4	1-10-CLV 4	(9:47) (Shotgun) D.Kizer pass deep middle to D.Njoku to CLV 37 for 33 yards (T.Boston).
28	2	3-1-CLV 44	(2:56) (Shotgun) D.Kizer pass deep left to J.Gordon to LAC 28 for 28 yards (C.Hayward).
28	2	2-10-LAC 28	(2:00) (Shotgun) D.Kizer pass deep middle to D.Njoku for 28 yards, TOUCHDOWN. The Replay Official reviewed the runner broke the plane ruling, and the play was Upheld. The ruling on the field stands.
25	4	3-4-LAC 47	(7:24) (Shotgun) D.Kizer pass short left to S.DeValve to LAC 22 for 25 yards (T.Boston).
17	4	2-11-LAC 23	(6:03) (Shotgun) D.Kizer up the middle to LAC 6 for 17 yards (J.Addae).
16	1	2-13-CLV 29	(12:42) (Shotgun) I.Crowell left end to CLV 45 for 16 yards (T.Boston).
12	1	1-10-CLV 45	(12:03) (Shotgun) D.Kizer left end to LAC 43 for 12 yards (K.Emanuel, J.Addae).
11	4	2-12-LAC 39	(14:23) (Shotgun) D.Kizer pass short left to D.Johnson Jr. to LAC 28 for 11 yards (D.King).
9	1	1-10-CLV 19	(14:54) (Shotgun) D.Kizer pass short middle to J.Gordon to CLV 28 for 9 yards (T.Boston).

## Ten Longest Plays for Los Angeles Chargers

Yards	Qtr	Play Start	Play Description
39	2	2-19-LAC 12	(1:41) (Shotgun) P.Rivers pass short left to T.Benjamin to CLV 49 for 39 yards (J.Peppers).
29	3	2-5-CLV 42	(3:31) (Shotgun) M.Gordon right tackle to CLV 13 for 29 yards (J.McCourty).
26	3	4-4-CLV 35	(12:11) (Shotgun) P.Rivers pass deep right to K.Allen to CLV 9 for 26 yards (J.McCourty).
25	3	1-10-LAC 34	(14:08) (Shotgun) P.Rivers pass deep left to H.Henry pushed ob at CLV 41 for 25 yards (D.Kindred).
21	2	1-10-50	(12:01) (Shotgun) P.Rivers pass deep middle to K.Allen to CLV 29 for 21 yards (J.McCourty).
16	2	1-10-LAC 40	(7:14) (Shotgun) P.Rivers pass short left to A.Ekeler to CLV 44 for 16 yards (N.Orchard).
14	1	1-10-LAC 34	(7:19) (Shotgun) M.Gordon left end to LAC 48 for 14 yards (J.Peppers, J.Schobert).
14	2	3-8-CLV 34	(:20) (Shotgun) P.Rivers pass short right to M.Gordon ran ob at CLV 20 for 14 yards.
13	2	2-1-CLV 20	(10:48) (Shotgun) P.Rivers pass short left to K.Allen to CLV 7 for 13 yards (J.Peppers).
13	4	1-10-LAC 49	(11:53) (Shotgun) P.Rivers pass short right to H.Henry to CLV 38 for 13 yards (D.Kindred). LAC-H.Henry was injured during

## Touchdown Scoring Information

		Offense	Defense	Special Teams
VISITOR	Cleveland Browns	1	0	0
HOME	Los Angeles Chargers	1	0	0

## Player Scoring Information

Club	Player	TD	Rush TD	Rec TD	KO TD	Punt TD	Int TD	Fum TD	Misc TD	FG	XP	2Pt Rush	2Pt Rec	Sfty	Points
CLV	D.Njoku	0	0	1	0	0	0	0	0	0	0	0	0	0	6
CLV	Z.Gonzalez	0	0	0	0	0	0	0	0	1	1	0	0	0	4
LAC	T.Coons	0	0	0	0	0	0	0	0	4	1	0	0	0	13
LAC	K.Allen	0	0	1	0	0	0	0	0	0	0	0	0	0	6

## Possession Detail

	First Half		Second Half		Game	
	Visitor	Home	Visitor	Home	Visitor	Home
Largest Lead	1	6	0	12	1	12
Drives Leading	0	1	0	5	0	6
Time of Possession Leading	0:00	3:29	0:00	17:38	0:00	21:07
Largest Deficit	-6	-1	-12	0	-12	-1
Drives Trailing	2	1	4	0	6	1
Time of Possession Trailing	3:39	1:55	12:22	0:00	16:01	1:55
Times Score Tied Up		0		0		0
Lead Changes		3		0		3

# Playtime Percentage

*Percent of playtime per player on offense, defense and special teams*

Cleveland Browns					Los Angeles Chargers				
		Offense	Defense	Special Teams			Offense	Defense	Special Teams
K Zeitler	G	63 100%		2 10%	D Feeney	G	70 100%		7 33%
S Drango	G	63 100%		2 10%	R Okung	T	70 100%		6 29%
S Coleman	T	63 100%		2 10%	K Wiggins	G	70 100%		6 29%
J Bitonio	G	63 100%		2 10%	P Rivers	QB	70 100%		
J Tretter	C	63 100%			S Pulley	C	70 100%		
D Kizer	QB	63 100%			J Barksdale	T	67 96%		6 29%
C Coleman	WR	51 81%			K Allen	WR	64 91%		
J Gordon	WR	48 76%			M Gordon	RB	53 76%		
S DeValve	TE	36 57%		9 43%	T Williams	WR	51 73%		
R Higgins	WR	36 57%			H Henry	TE	50 71%		
D Njoku	TE	34 54%		6 29%	T Benjamin	WR	38 54%		3 14%
D Johnson	RB	34 54%		2 10%	A Gates	TE	27 39%		
I Crowell	RB	32 51%			J Cumberland	TE	24 34%		8 38%
R Louis	WR	13 21%		12 57%	A Ekeler	RB	20 29%		7 33%
R Telfer	TE	12 19%		1 5%	M Schofield	G	8 11%		6 29%
K Britt	WR	12 19%			D Watt	FB	7 10%		19 90%
D Vitale	FB	4 6%		11 52%	G Davis	WR	6 9%		
A Reiter	C	1 2%		2 10%	S McGrath	TE	5 7%		11 52%
Z Banner	T	1 2%		2 10%	T Boston	FS		63 100%	2 10%
J Taylor	CB		70 100%	8 38%	J Addae	SS		63 100%	2 10%
C Kirksey	LB		70 100%	7 33%	C Hayward	CB		63 100%	
J Schobert	LB		70 100%	7 33%	T Williams	CB		63 100%	
J McCourty	CB		69 99%	2 10%	M Ingram	DE		57 90%	
J Burgess	LB		66 94%	7 33%	J Bosa	DE		57 90%	
J Peppers	FS		56 80%	5 24%	D Perryman	LB		57 90%	
M Garrett	DE		55 79%	7 33%	D King	CB		52 83%	11 52%
T Coley	DT		51 73%	7 33%	A Phillips	SS		51 81%	10 48%
B Boddy-Calhoun	CB		47 67%	8 38%	D Philon	DT		42 67%	1 5%
C Nassib	DE		45 64%	8 38%	B Mebane	NT		34 54%	
D Kindred	SS		42 60%	7 33%	D Square	NT		20 32%	2 10%
N Orchard	DE		31 44%	1 5%	T Palepoi	DT		18 29%	5 24%
L Ogunjobi	DT		30 43%	6 29%	C McCain	DE		18 29%	3 14%
D Shelton	DT		25 36%		K Emanuel	LB		11 17%	4 19%
C Brantley	DT		18 26%		H Pullard	LB		11 17%	
K Nacua	SS		14 20%	4 19%	J Attaochu	DE		6 10%	9 43%
B Bello	LB		5 7%	13 62%	J Brown	LB		4 6%	10 48%
T Holmes	DE		5 7%	8 38%	R Jenkins	SS		3 5%	15 71%
M Jordan	CB		1 1%	13 62%	N Dzubnar	LB			13 62%
M Dayes	RB			12 57%	M Davis	CB			12 57%
D King	LB			11 52%	T Coons	K			11 52%
J Keyes	LB			11 52%	A Williams	RB			11 52%
D Smith	SS			11 52%	S Tevi	T			9 43%
Z Gonzalez	K			5 24%	M Windt	LS			8 38%
B Colquitt	P			5 24%	K Clemens	QB			6 29%
C Hughlett	LS			5 24%					



***GAME  
BOOK  
AT  
WASHINGTON  
NOV. 3, 2013***

# National Football League Game Summary

NFL Copyright © 2013 by The National Football League. All rights reserved. This summary and play-by-play is for the express purpose of assisting media in their coverage of the game; any other use of this material is prohibited without the written permission of the National Football League. Updated: 2/10/2014

Date: Sunday, 11/3/2013

San Diego Chargers at Washington Redskins  
at FedExField, Landover, MD

Start Time: 1:03 PM EST

## Game Day Weather

Game Weather: Sunny  
Played Outdoor on Turf: Grass

Temp: 57° F (13.9° C) Humidity: 41%, Wind: North 20 mph  
Outdoor Weather: Sunny,

## Officials

Referee: Boger, Jerome (23)  
Line Judge: Stephan, Tom (68)  
Back Judge: Steratore, Tony (112)

Umpire: Michalek, Tony (115)  
Side Judge: Baynes, Allen (56)  
Replay Official: Madsen, Carl ()

Head Linesman: Camp, Ed (134)  
Field Judge: Prioleau, Dyrol (109)

## Lineups

### San Diego Chargers

Offense		Defense	
WR 13	K.Allen	RE 94	C.Liuget
LT 77	K.Dunlap	DT 92	C.Thomas
LG 63	J.Troutman	LE 91	K.Reyes
C 61	N.Hardwick	OLB 51	L.English
RG 66	J.Clary	ILB 50	M.Te'o
RT 76	D.Fluker	ILB 59	A.Gachkar
TE 85	A.Gates	OLB 96	J.Johnson
WR 86	V.Brown	RCB 29	S.Wright
QB 17	P.Rivers	LCB 22	D.Cox
TE 89	L.Green	SS 38	M.Gilchrist
RB 24	R.Mathews	FS 32	E.Weddle

### Washington Redskins

Offense		Defense	
WR 88	P.Garcon	CB 39	D.Amerson
LT 71	T.Williams	NT 96	B.Cofield
LG 78	K.Lichtensteiger	RDE 72	S.Bowen
C 63	W.Montgomery	LOLB 91	R.Kerrigan
RG 66	C.Chester	MLB 59	L.Fletcher
RT 74	T.Polumbus	JLB 56	P.Riley
TE 82	L.Paulsen	ROLB 98	B.Orakpo
WR 84	N.Paul	LCB 23	D.Hall
QB 10	R.Griffin	RCB 26	J.Wilson
TE 86	J.Reed	CB 30	E.Biggers
RB 46	A.Morris	FS 31	B.Meriweather

## Substitutions

P 5 M.Scifres, K 9 N.Novak, WR 10 L.Hawkins, WR-KR 11 E.Royal, WR 16 S.Ajirotutu, RB 23 R.Brown, S 25 D.Stuckey, CB 26 J.Patrick, CB 31 R.Marshall, FB 33 L.McClain, S 37 J.Addae, RB 39 D.Woodhead, LS 47 M.Windt, ILB 52 R.Walker, OLB 58 T.Williams, G-T 70 S.Schilling, DE 71 L.Guy, TE 83 J.Phillips, OLB 90 T.Keiser, ILB 97 B.Bird, DE 98 S.Lissemore

## Substitutions

K 2 K.Forbath, P 6 S.Rocca, WR 11 A.Robinson, WR 15 J.Morgan, RB 22 E.Royster, S 24 B.Rambo, RB 29 R.Helu, S 34 T.Robinson, FB 36 D.Young, S 37 R.Doughty, LS 40 K.Nelson, CB 45 J.Murphy, LB 50 R.Jackson, LB 51 B.Jenkins, LB 55 N.Barnett, LB 58 J.Hull, DL 64 K.Golston, T 68 T.Compton, G 73 A.Gettis, WR 85 L.Hankerson, WR 89 S.Moss, DL 92 C.Baker, DT 99 J.Jenkins

## Did Not Play

QB 6 C.Whitehurst, T 67 N.Becton, C-G 74 R.Ohrnberger

## Did Not Play

QB 12 K.Cousins

## Not Active

QB 4 B.Sorensen, CB 20 C.Butler, SS 28 B.Taylor, ILB 56 D.Butler, T 60 M.Remmers, G 78 C.Rinehart, DT 95 K.Geathers

## Not Active

QB 8 R.Grossman, RB 25 C.Thompson, S 48 J.Gumbs, LB 54 D.Tapp, G 67 J.LeRibeus, TE 83 F.Davis, NT 95 C.Neild

## Field Goals (made ( ) & missed)

	N.Novak (19)	K.Forbath	25B 59B (47)				
		1	2	3	4	OT	Total
VISITOR: San Diego Chargers		0	14	0	10	0	24
HOME: Washington Redskins		0	7	7	10	6	30

## Scoring Plays

Team	Qtr	Time	Play Description (Extra Point) (Drive Info)	Visitor	Home
Chargers	2	11:35	S.Lissemore interception in end zone (N.Novak kick)	7	0
Redskins	2	5:25	A.Morris 5 yd. run (K.Forbath kick) (4-67, 1:55)	7	7
Chargers	2	0:42	E.Royal 15 yd. pass from P.Rivers (N.Novak kick) (11-85, 4:43)	14	7
Redskins	3	9:43	D.Young 1 yd. run (K.Forbath kick) (9-74, 5:17)	14	14
Redskins	4	14:17	D.Young 1 yd. run (K.Forbath kick) (11-79, 7:45)	14	21
Redskins	4	6:59	K.Forbath 47 yd. Field Goal (7-22, 3:26)	14	24
Chargers	4	4:10	K.Allen 16 yd. pass from P.Rivers (N.Novak kick) (8-77, 2:49)	21	24
Chargers	4	0:03	N.Novak 19 yd. Field Goal (14-91, 2:07)	24	24
Redskins	5	8:59	D.Young 4 yd. run (10-78, 6:01) (10-78, 6:01)	24	30



# National Football League Game Summary

NFL Copyright © 2013 by The National Football League. All rights reserved. This summary and play-by-play is for the express purpose of assisting media in their coverage of the game; any other use of this material is prohibited without the written permission of the National Football League.

Updated: 2/10/2014

---

Paid Attendance: 80,115

Time: 3:24



## Final Team Statistics

	Visitor Chargers	Home Redskins
TOTAL FIRST DOWNS	25	27
By Rushing	4	13
By Passing	20	12
By Penalty	1	2
THIRD DOWN EFFICIENCY	3-9-33%	12-17-71%
FOURTH DOWN EFFICIENCY	1-1-100%	0-0-0%
TOTAL NET YARDS	410	500
Total Offensive Plays (inc. times thrown passing)	63	72
Average gain per offensive play	6.5	6.9
NET YARDS RUSHING	69	209
Total Rushing Plays	16	40
Average gain per rushing play	4.3	5.2
Tackles for a loss-number and yards	0-0	3-5
NET YARDS PASSING	341	291
Times thrown - yards lost attempting to pass	1-0	0-0
Gross yards passing	341	291
PASS ATTEMPTS-COMPLETIONS-HAD INTERCEPTED	46-29-2	32-23-1
Avg gain per pass play (inc.# thrown passing)	7.3	9.1
KICKOFFS Number-In End Zone-Touchbacks	6-4-1	5-5-0
PUNTS Number and Average	4-40.0	3-41.0
Had Blocked	0	0
FGs - PATs Had Blocked	0-0	2-0
Net Punting Average	38.5	41.0
TOTAL RETURN YARDAGE (Not Including Kickoffs)	0	21
No. and Yards Punt Returns	0-0	1-6
No. and Yards Kickoff Returns	5-114	5-102
No. and Yards Interception Returns	1-0	2-15
PENALTIES Number and Yards	7-63	7-65
FUMBLES Number and Lost	0-0	0-0
TOUCHDOWNS	3	4
Rushing	0	4
Passing	2	0
Interceptions	1	0
EXTRA POINTS Made-Attempts	3-3	3-3
Kicking Made-Attempts	3-3	3-3
FIELD GOALS Made-Attempts	1-1	1-3
RED ZONE EFFICIENCY	2-3-67%	4-5-80%
GOAL TO GO EFFICIENCY	0-1-0%	3-3-100%
SAFETIES	0	0
FINAL SCORE	24	30
TIME OF POSSESSION	25:58	40:03

## Ball Possession And Drive Chart

### San Diego Chargers

#	Time Recd	Time Lost	Time Poss	How Ball Obtained	Drive Began	# Play	Yds Gain	Yds Pen	Net Yds	1st Down	Last Scrm	How Given Up
1	15:00	11:31	3:29	Kickoff	SD 21	5	33	-5	28	2	SD 49	Punt
2	2:28	11:44	5:44	Missed FG	SD 20	10	44	0	44	3	WAS 36	Punt
3	9:21	7:20	2:01	Punt	SD 28	4	19	0	19	1	SD 47	Interception
4	5:25	0:42	4:43	Kickoff	SD 15	11	95	-10	85	6	* WAS 15	Touchdown
5	9:43	7:02	2:41	Kickoff	SD 13	6	28	0	28	2	SD 41	Punt
6	14:17	12:35	1:42	Kickoff	SD 22	4	18	0	18	1	SD 40	Punt
7	11:07	10:25	0:42	Punt	SD 26	2	15	0	15	1	SD 41	Interception
8	6:59	4:10	2:49	Kickoff	SD 23	8	62	15	77	4	* WAS 16	Touchdown
9	2:10	0:03	2:07	Punt	SD 8	14	96	-5	91	5	* WAS 1	Field Goal

(176) Average SD 20

### Washington Redskins

#	Time Recd	Time Lost	Time Poss	How Ball Obtained	Drive Began	# Play	Yds Gain	Yds Pen	Net Yds	1st Down	Last Scrm	How Given Up
1	11:31	2:28	9:03	Punt	WAS 1	16	92	0	92	5	* SD 7	Missed FG
2	11:44	11:35	0:09	Punt	WAS 1	1	0	0	0	0	WAS 1	Interception
3	11:35	9:21	2:14	Kickoff	WAS 17	3	9	0	9	0	WAS 26	Punt
4	7:20	5:25	1:55	Interception	WAS 33	4	52	15	67	4	* SD 5	Touchdown
5	0:42	0:00	0:42	Kickoff	WAS 19	6	40	0	40	2	SD 41	Missed FG
6	15:00	9:43	5:17	Kickoff	WAS 26	9	84	-10	74	4	* SD 1	Touchdown
7	7:02	14:17	7:45	Punt	WAS 21	11	79	0	79	5	* SD 1	Touchdown
8	12:35	11:07	1:28	Punt	WAS 29	3	5	0	5	0	WAS 34	Punt
9	10:25	6:59	3:26	Interception	WAS 49	7	22	0	22	1	SD 29	Field Goal
10	4:10	2:10	2:00	Kickoff	WAS 22	4	43	-10	33	1	SD 45	Punt
11	0:03	0:00	0:03	Kickoff	WAS 20	1	-1	0	-1	0	WAS 20	End of Half
12	15:00	8:59	6:01	Kickoff	WAS 22	10	75	3	78	5	* SD 4	Touchdown

(260) Average WAS 22

\* inside opponent's 20

Time of Possession by Quarter		1st	2nd	3rd	4th	OT	Total
Visitor	San Diego Chargers	5:57	10:00	2:41	7:20	0:00	25:58
Home	Washington Redskins	9:03	5:00	12:19	7:40	6:01	40:03

Kickoff Drive No.-Start Average

Chargers: 5 - SD 19

Redskins: 6 - WAS 21









## Play By Play

## First Quarter

11/3/2013

WAS wins the coin toss and elects to defer. SD elects to Receive, and WAS elects to defend the west goal.

K.Forbath kicks 66 yards from WAS 35 to SD -1. L.Hawkins to SD 21 for 22 yards (D.Young; J.Murphy).

San Diego Chargers at 15:00, (1st play from scrimmage 14:55)

1-10-SD 21	(14:55) (Shotgun) R.Mathews left tackle to SD 32 for 11 yards (L.Fletcher; B.Orakpo).	R1
<u>1-10-SD 32</u>	(14:13) (No Huddle, Shotgun) P.Rivers pass deep left to D.Woodhead to WAS 48 for 20 yards (P.Riley).	P2
<u>1-10-WAS 48</u>	(13:37) R.Mathews left tackle to WAS 46 for 2 yards (J.Jenkins; R.Doughty).	
2-8-WAS 46	(12:56) (No Huddle, Shotgun) PENALTY on SD-A.Gates, False Start, 5 yards, enforced at WAS 46 - No Play.	
2-13-SD 49	(12:32) (Shotgun) D.Woodhead up the middle to SD 49 for no gain (R.Kerrigan).	
3-13-SD 49	(11:48) (Shotgun) P.Rivers pass incomplete short left to V.Brown.	
4-13-SD 49	(11:43) M.Scifres punts 50 yards to WAS 1, Center-M.Windt, downed by SD-D.Stuckey.	

Washington Redskins at 11:31

1-10-WAS 1	(11:31) R.Griffin pass incomplete short middle to P.Garcon.	
2-10-WAS 1	(11:27) (Shotgun) R.Griffin pass short right to L.Hankerson to WAS 5 for 4 yards (D.Cox).	
3-6-WAS 5	(10:46) (Shotgun) R.Griffin pass short left to J.Reed to WAS 13 for 8 yards (E.Weddle).	P1
<u>1-10-WAS 13</u>	(10:08) (Shotgun) J.Reed right end to WAS 31 for 18 yards (K.Reyes, M.Te'o). pitch to 86-Reed in the backfield	R2
<u>1-10-WAS 31</u>	(9:24) (Shotgun) A.Morris up the middle to WAS 32 for 1 yard (M.Gilchrist; J.Johnson).	
2-9-WAS 32	(8:47) R.Griffin pass short right to P.Garcon pushed ob at SD 38 for 30 yards (M.Gilchrist).	P3
<u>1-10-SD 38</u>	(8:07) (Shotgun) R.Griffin pass incomplete short middle to J.Reed.	
2-10-SD 38	(8:03) A.Morris left guard to SD 39 for -1 yards (A.Gachkar).	
3-11-SD 39	(7:22) (Shotgun) R.Griffin pass short middle to J.Reed to SD 25 for 14 yards (E.Weddle).	P4
<u>1-10-SD 25</u>	(6:42) (Shotgun) D.Young left tackle to SD 22 for 3 yards (L.English).	
2-7-SD 22	(6:04) (Shotgun) A.Morris left guard to SD 21 for 1 yard (L.Guy; E.Weddle).	
3-6-SD 21	(5:22) (Shotgun) R.Griffin pass short left to L.Paulsen to SD 14 for 7 yards (E.Weddle).	P5
<u>1-10-SD 14</u>	(4:37) A.Morris right end to SD 14 for no gain (L.Guy, J.Johnson).	
2-10-SD 14	(3:56) R.Griffin pass short right to N.Paul pushed ob at SD 8 for 6 yards (E.Weddle).	
3-4-SD 8	(3:15) (Shotgun) R.Griffin up the middle to SD 7 for 1 yard (L.English, K.Reyes).	
4-3-SD 7	(2:34) K.Forbath 25 yard field goal is BLOCKED (L.Guy), Center-K.Nelson, Holder-S.Rocca.	

San Diego Chargers at 2:28

1-10-SD 20	(2:28) R.Mathews right tackle to SD 27 for 7 yards (B.Orakpo, R.Doughty).	
2-3-SD 27	(1:53) (No Huddle) D.Woodhead right tackle to SD 33 for 6 yards (L.Fletcher; K.Golston).	R3
<u>1-10-SD 33</u>	(1:13) R.Mathews right tackle to SD 35 for 2 yards (R.Doughty).	
2-8-SD 35	(:35) (No Huddle, Shotgun) P.Rivers pass short middle to L.Green to SD 45 for 10 yards (D.Hall).	P4

END OF QUARTER

	Score	Time Poss	First Downs				Efficiencies	
			R	P	X	T	3 Down	4 Down
San Diego Chargers	0	5:57	2	2	0	4	0/1	0/0
Washington Redskins	0	9:03	1	4	0	5	3/4	0/0

## Second Quarter

11/3/2013

## Play By Play

San Diego Chargers continued.

- 1-10-SD 45 (15:00) P.Rivers scrambles left end to 50 for 5 yards (L.Fletcher).  
 2-5-50 (14:17) (No Huddle, Shotgun) D.Woodhead left tackle to WAS 46 for 4 yards (D.Amerson, D.Hall).  
 3-1-WAS 46 (13:32) (Shotgun) P.Rivers pass short middle to A.Gates to WAS 42 for 4 yards (D.Hall). P5  
1-10-WAS 42 (12:51) P.Rivers pass incomplete deep left to V.Brown.  
 2-10-WAS 42 (12:44) (Shotgun) R.Mathews up the middle to WAS 36 for 6 yards (B.Meriweather; R.Jackson).  
 3-4-WAS 36 (11:59) (Shotgun) P.Rivers pass incomplete deep right to A.Gates (P.Riley).  
 4-4-WAS 36 (11:52) M.Scifres punts 35 yards to WAS 1, Center-M.Windt, out of bounds.

Washington Redskins at 11:44

- 1-10-WAS 1 (11:44) (Shotgun) PENALTY on WAS-D.Young, False Start, 0 yards, enforced at WAS 1 - No Play.  
 1-10-WAS 1 (11:43) (Shotgun) R.Griffin pass short right intended for L.Hankerson INTERCEPTED by S.Lissemore (L.Guy) at WAS 0. TOUCHDOWN.

San Diego Chargers at 11:35

N.Novak extra point is GOOD, Center-M.Windt, Holder-M.Scifres.

SD 7 WAS 0, 0 plays, 0 yards, 0:00 drive , 3:25 elapsed

N.Novak kicks 68 yards from SD 35 to WAS -3. J.Morgan to WAS 17 for 20 yards (S.Ajirotutu).

Washington Redskins at 11:35, (1st play from scrimmage 11:28)

- 1-10-WAS 17 (11:28) (Shotgun) A.Morris left tackle to WAS 19 for 2 yards (S.Lissemore, M.Te'o).  
 2-8-WAS 19 (10:50) (Shotgun) R.Griffin pass short right to J.Reed to WAS 22 for 3 yards (S.Wright).  
 3-5-WAS 22 (10:03) (Shotgun) R.Griffin pass short right to A.Robinson to WAS 26 for 4 yards (D.Stuckey).  
 4-1-WAS 26 (9:29) S.Rocca punts 46 yards to SD 28, Center-K.Nelson, fair catch by K.Allen.

San Diego Chargers at 9:21

- 1-10-SD 28 (9:21) (Shotgun) P.Rivers pass short middle to A.Gates to SD 37 for 9 yards (P.Riley).  
 2-1-SD 37 (8:43) (No Huddle, Shotgun) R.Mathews left end to SD 42 for 5 yards (B.Meriweather, L.Fletcher). R6  
1-10-SD 42 (7:56) (No Huddle, Shotgun) P.Rivers pass short left to D.Woodhead pushed ob at SD 47 for 5 yards (P.Riley).  
 2-5-SD 47 (7:30) (No Huddle, Shotgun) P.Rivers pass deep middle intended for V.Brown INTERCEPTED by E.Biggers at WAS 33. E.Biggers to WAS 48 for 15 yards (N.Hardwick).  
 PENALTY on WAS-D.Hall, Unnecessary Roughness, 15 yards, enforced at WAS 48.

Washington Redskins at 7:20

- 1-10-WAS 33 (7:20) (Shotgun) R.Griffin pass deep right to L.Hankerson to SD 44 for 23 yards (D.Cox, M.Te'o). P6  
1-10-SD 44 (6:40) (Shotgun) A.Morris left tackle to SD 46 for -2 yards (C.Liuget).  
 PENALTY on SD-C.Liuget, Face Mask (15 Yards), 15 yards, enforced at SD 46. X7  
1-10-SD 31 (6:15) (Shotgun) A.Morris left tackle to SD 5 for 26 yards (E.Weddle; S.Wright). R8  
1-5-SD 5 (5:30) A.Morris right tackle for 5 yards, TOUCHDOWN. R9  
 K.Forbath extra point is GOOD, Center-K.Nelson, Holder-S.Rocca.

SD 7 WAS 7, 4 plays, 67 yards, 1 penalty, 1:55 drive, 9:35 elapsed

K.Forbath kicks 67 yards from WAS 35 to SD -2. L.Hawkins to SD 25 for 27 yards (J.Wilson).

PENALTY on SD-A.Gachkar, Offensive Holding, 10 yards, enforced at SD 25.

San Diego Chargers at 5:25, (1st play from scrimmage 5:18)

- 1-10-SD 15 (5:18) (Shotgun) P.Rivers pass short left to D.Woodhead to SD 19 for 4 yards (B.Meriweather).  
 2-6-SD 19 (4:46) (No Huddle) D.Woodhead left tackle to SD 27 for 8 yards (P.Riley, L.Fletcher). R7  
1-10-SD 27 (4:05) (No Huddle, Shotgun) D.Woodhead right guard to SD 27 for no gain (B.Orakpo).  
 2-10-SD 27 (3:30) (No Huddle, Shotgun) P.Rivers pass incomplete short middle to E.Royal.  
 3-10-SD 27 (3:25) (No Huddle, Shotgun) P.Rivers pass short right to K.Allen to SD 39 for 12 yards (E.Biggers; D.Amerson). P8  
1-10-SD 39 (2:39) (No Huddle, Shotgun) P.Rivers pass short middle to E.Royal to SD 44 for 5 yards (J.Wilson; L.Fletcher).

Two-Minute Warning

- 2-5-SD 44 (2:00) (Shotgun) P.Rivers pass short middle to K.Allen to WAS 45 for 11 yards (L.Fletcher). P9  
1-10-WAS 45 (1:36) (No Huddle, Shotgun) P.Rivers pass short middle to D.Woodhead to WAS 33 for 12 yards (B.Meriweather). P10  
1-10-WAS 33 (1:27) (No Huddle, Shotgun) P.Rivers pass short left to K.Allen to WAS 24 for 9 yards (D.Amerson).  
 PENALTY on SD-K.Allen, Offensive Pass Interference, 10 yards, enforced at WAS 33 - No Play.  
 1-20-WAS 43 (1:21) (Shotgun) P.Rivers pass short middle to A.Gates to WAS 35 for 8 yards (L.Fletcher; J.Wilson).  
 2-12-WAS 35 (:56) (No Huddle, Shotgun) P.Rivers pass short middle to K.Allen to WAS 15 for 20 yards (D.Amerson). P11



San Diego Chargers vs Washington Redskins at FedExField

Timeout #1 by SD at 00:49.

1-10-WAS 15

(:49) (Shotgun) P.Rivers pass short right to E.Royal for 15 yards, TOUCHDOWN.

P12

N.Novak extra point is GOOD, Center-M.Windt, Holder-M.Scifres.

SD 14 WAS 7, 11 plays, 85 yards, 4:43 drive, 14:18 elapsed

N.Novak kicks 65 yards from SD 35 to WAS 0. J.Morgan to WAS 19 for 19 yards (J.Patrick).

Washington Redskins at 0:42, (1st play from scrimmage 0:34)

1-10-WAS 19 (:34) (Shotgun) R.Griffin pass incomplete short left to P.Garcon (C.Liuget).

2-10-WAS 19 (:30) (Shotgun) R.Griffin pass incomplete short middle to P.Garcon (C.Liuget).

3-10-WAS 19 (:26) R.Helu left guard to WAS 40 for 21 yards (J.Addae).

R10

Timeout #1 by WAS at 00:18.

1-10-WAS 40 (:18) (Shotgun) R.Griffin scrambles right end ran ob at WAS 46 for 6 yards.

2-4-WAS 46 (:10) (Shotgun) R.Griffin pass short middle to P.Garcon to SD 41 for 13 yards (D.Cox).

P11

1-10-SD 41 (:05) K.Forbath 59 yard field goal is BLOCKED (C.Liuget), Center-K.Nelson, Holder-S.Rocca.

END OF QUARTER

	Score	Time Poss	First Downs				Efficiencies	
			R	P	X	T	3 Down	4 Down
San Diego Chargers	14	10:00	2	6	0	8	2/3	0/0
Washington Redskins	7	5:00	3	2	1	6	1/2	0/0

## Play By Play

## Third Quarter

11/3/2013

WAS elects to Receive, and SD elects to defend the West goal.

N.Novak kicks 63 yards from SD 35 to WAS 2. N.Paul pushed ob at WAS 26 for 24 yards (E.Weddle).

Washington Redskins at 15:00, (1st play from scrimmage 14:55)

1-10-WAS 26	(14:55) A.Morris right guard to WAS 36 for 10 yards (S.Wright, M.Te'o).	R12
<u>1-10-WAS 36</u>	(14:17) A.Morris left end to WAS 37 for 1 yard (C.Liuget, J.Johnson).	
	PENALTY on WAS-C.Chester, Offensive Holding, 10 yards, enforced at WAS 36 - No Play.	
1-20-WAS 26	(13:51) R.Griffin pass incomplete short middle to N.Paul.	
2-20-WAS 26	(13:46) A.Morris up the middle to WAS 34 for 8 yards (M.Te'o).	
3-12-WAS 34	(13:03) (Shotgun) R.Griffin pass deep left to P.Garcon to SD 28 for 38 yards (D.Cox).	P13
	Penalty on SD-D.Cox, Defensive Pass Interference, declined.	
<u>1-10-SD 28</u>	(12:40) (Shotgun) A.Morris left tackle to SD 22 for 6 yards (M.Gilchrist, R.Marshall).	
2-4-SD 22	(12:01) (Shotgun) S.Moss right end to SD 4 for 18 yards (D.Cox; C.Liuget). pitched to 89-Moss in the backfield	R14
<u>1-4-SD 4</u>	(11:13) A.Morris right end to SD 2 for 2 yards (E.Weddle; A.Gachkar).	
2-2-SD 2	(10:29) (Shotgun) R.Griffin pass short right to L.Paulsen to SD 1 for 1 yard (S.Wright).	
3-1-SD 1	(9:46) D.Young left tackle for 1 yard, TOUCHDOWN. 68-Compton Eligible	R15
	K.Forbath extra point is GOOD, Center-K.Nelson, Holder-S.Rocca.	

SD 14 WAS 14, 9 plays, 74 yards, 5:17 drive, 5:17 elapsed
---

K.Forbath kicks 71 yards from WAS 35 to SD -6. L.Hawkins to SD 13 for 19 yards (B.Rambo).

San Diego Chargers at 9:43, (1st play from scrimmage 9:36)

1-10-SD 13	(9:36) (Shotgun) P.Rivers pass short middle to A.Gates to SD 23 for 10 yards (J.Jenkins).	P13
<u>1-10-SD 23</u>	(8:56) (No Huddle, Shotgun) P.Rivers pass incomplete short middle to D.Woodhead.	
2-10-SD 23	(8:51) (No Huddle, Shotgun) P.Rivers pass short middle to A.Gates to SD 38 for 15 yards (L.Fletcher, E.Biggers).	P14
<u>1-10-SD 38</u>	(8:07) (No Huddle, Shotgun) P.Rivers pass incomplete short middle to D.Woodhead (S.Bowen).	
2-10-SD 38	(8:03) (No Huddle, Shotgun) D.Woodhead up the middle to SD 41 for 3 yards (B.Orakpo).	
3-7-SD 41	(7:20) (No Huddle, Shotgun) P.Rivers pass incomplete short left to V.Brown.	
4-7-SD 41	(7:13) M.Scifres punts 44 yards to WAS 15, Center-M.Windt. J.Morgan to WAS 21 for 6 yards (L.Green).	

Washington Redskins at 7:02

1-10-WAS 21	(7:02) (Shotgun) R.Griffin pass deep middle to P.Garcon pushed ob at SD 47 for 32 yards (S.Wright).	P16
<u>1-10-SD 47</u>	(6:19) (Shotgun) A.Morris left end to SD 44 for 3 yards (A.Gachkar, E.Weddle).	
2-7-SD 44	(5:37) (Shotgun) R.Griffin up the middle to SD 46 for -2 yards (M.Te'o).	
3-9-SD 46	(5:02) (Shotgun) R.Griffin scrambles left end to SD 36 for 10 yards (T.Keiser).	R17
<u>1-10-SD 36</u>	(5:02) PENALTY on SD-C.Liuget, Neutral Zone Infraction, 5 yards, enforced at SD 36 - No Play.	
1-5-SD 31	(3:55) (Shotgun) R.Griffin pass short left to L.Hankerson pushed ob at SD 23 for 8 yards (S.Wright).	P18
<u>1-10-SD 23</u>	(3:20) (Shotgun) R.Griffin pass short right to S.Moss to SD 21 for 2 yards (J.Patrick).	
2-8-SD 21	(2:34) (Shotgun) A.Morris right guard to SD 14 for 7 yards (M.Te'o; A.Gachkar).	
3-1-SD 14	(1:46) (Shotgun) PENALTY on WAS-R.Griffin, Delay of Game, 5 yards, enforced at SD 14 - No Play.	
	Timeout #1 by WAS at 01:18.	
3-6-SD 19	(1:18) (Shotgun) R.Griffin pass short middle to L.Hankerson to SD 8 for 11 yards (M.Gilchrist).	P19
<u>1-8-SD 8</u>	(:35) (Shotgun) D.Young left tackle to SD 5 for 3 yards (A.Gachkar).	

END OF QUARTER

	Score	Time Poss	First Downs				Efficiencies	
			R	P	X	T	3 Down	4 Down
San Diego Chargers	14	2:41	0	2	0	2	0/1	0/0
Washington Redskins	14	12:19	4	4	0	8	4/4	0/0

## Fourth Quarter

11/3/2013

## Play By Play

Washington Redskins continued.

2-5-SD 5 (15:00) (Shotgun) A.Morris left guard to SD 1 for 4 yards (T.Keiser).

3-1-SD 1 (14:20) D.Young left guard for 1 yard, TOUCHDOWN. 68-Compton Reported Eligible

R20

K.Forbath extra point is GOOD, Center-K.Nelson, Holder-S.Rocca.

SD 14 WAS 21, 11 plays, 79 yards, 1 penalty, 7:45 drive, 0:43 elapsed

K.Forbath kicks 66 yards from WAS 35 to SD -1. L.Hawkins to SD 22 for 23 yards (D.Young).

San Diego Chargers at 14:17, (1st play from scrimmage 14:11)

1-10-SD 22 (14:11) (Shotgun) P.Rivers pass short right to V.Brown pushed ob at SD 39 for 17 yards (E.Biggers).

P15

1-10-SD 39 (13:41) (No Huddle, Shotgun) R.Mathews left guard to SD 40 for 1 yard (R.Kerrigan; B.Orakpo).

2-9-SD 40 (12:58) (No Huddle, Shotgun) P.Rivers pass incomplete short middle to A.Gates.

3-9-SD 40 (12:53) (Shotgun) P.Rivers pass incomplete deep middle to K.Allen.

4-9-SD 40 (12:47) M.Scifres punts 31 yards to WAS 29, Center-M.Windt, downed by SD-D.Stuckey.

Washington Redskins at 12:35

1-10-WAS 29 (12:35) R.Griffin pass incomplete deep middle to S.Moss.

2-10-WAS 29 (12:30) (Shotgun) A.Morris left end to WAS 31 for 2 yards (E.Weddle).

3-8-WAS 31 (11:46) (Shotgun) R.Griffin scrambles up the middle to WAS 34 for 3 yards (J.Patrick).

4-5-WAS 34 (11:15) S.Rocca punts 40 yards to SD 26, Center-K.Nelson, out of bounds.

San Diego Chargers at 11:07

1-10-SD 26 (11:07) (Shotgun) P.Rivers pass short middle to E.Royal to SD 41 for 15 yards (R.Kerrigan) [S.Bowen].

P16

1-10-SD 41 (10:32) (No Huddle, Shotgun) P.Rivers pass short middle intended for K.Allen INTERCEPTED by D.Amerson at WAS 49. D.Amerson to WAS 49 for no gain (K.Allen).

Washington Redskins at 10:25

1-10-WAS 49 (10:25) (Shotgun) A.Morris left end pushed ob at SD 44 for 7 yards (M.Te'o).

2-3-SD 44 (9:51) (Shotgun) A.Morris left tackle to SD 42 for 2 yards (T.Keiser; E.Weddle).

3-1-SD 42 (9:08) A.Morris left tackle to SD 37 for 5 yards (C.Thomas, E.Weddle).

R21

1-10-SD 37 (8:32) (Shotgun) R.Helu left end to SD 35 for 2 yards (A.Gachkar).

2-8-SD 35 (7:52) (Shotgun) R.Griffin pass incomplete short right to J.Morgan (L.English).

3-8-SD 35 (7:48) (Shotgun) R.Griffin pass short middle to R.Helu to SD 29 for 6 yards (D.Stuckey).

4-2-SD 29 (7:06) K.Forbath 47 yard field goal is GOOD, Center-K.Nelson, Holder-S.Rocca.

SD 14 WAS 24, 7 plays, 22 yards, 3:26 drive, 8:01 elapsed

K.Forbath kicks 65 yards from WAS 35 to SD 0. L.Hawkins to SD 23 for 23 yards (J.Hull).

San Diego Chargers at 6:59, (1st play from scrimmage 6:52)

1-10-SD 23 (6:52) (Shotgun) P.Rivers pass incomplete short middle to A.Gates. WAS-J.Wilson was injured during the play.

2-10-SD 23 (6:47) (No Huddle, Shotgun) P.Rivers pass short middle to D.Woodhead to SD 30 for 7 yards (P.Riley, D.Hall).

Washington challenged the runner was down by contact ruling, and the play was Upheld. (Timeout #2.)

3-3-SD 30 (6:19) (Shotgun) P.Rivers pass short middle to K.Allen to SD 46 for 16 yards (B.Meriweather).

P17

1-10-SD 46 (5:55) (No Huddle, Shotgun) P.Rivers sacked at SD 46 for 0 yards (R.Jackson).

2-10-SD 46 (5:23) (No Huddle, Shotgun) P.Rivers pass short middle to D.Woodhead to WAS 46 for 8 yards (L.Fletcher).

PENALTY on WAS-L.Fletcher, Horse Collar Tackle, 15 yards, enforced at WAS 46.

X18

1-10-WAS 31 (5:07) (No Huddle, Shotgun) P.Rivers pass short middle to D.Woodhead to WAS 23 for 8 yards (P.Riley).

2-2-WAS 23 (4:42) (No Huddle, Shotgun) P.Rivers pass short middle to A.Gates to WAS 16 for 7 yards (J.Wilson).

P19

1-10-WAS 16 (4:16) (No Huddle, Shotgun) P.Rivers pass deep left to K.Allen for 16 yards, TOUCHDOWN.

P20

N.Novak extra point is GOOD, Center-M.Windt, Holder-M.Scifres.

SD 21 WAS 24, 8 plays, 77 yards, 1 penalty, 2:49 drive, 10:50 elapsed

N.Novak kicks 59 yards from SD 35 to WAS 6. S.Moss MUFFS catch, and recovers at WAS 7. S.Moss pushed ob at WAS 22 for 15 yards (J.Addae).

Washington Redskins at 4:10, (1st play from scrimmage 4:06)

1-10-WAS 22 (4:06) R.Griffin pass short middle to P.Garcon to WAS 48 for 26 yards (E.Weddle).

P22

1-10-WAS 48 (3:19) A.Morris left tackle to WAS 49 for 1 yard (L.English, K.Reyes).

2-9-WAS 49 (2:36) A.Morris right end to SD 47 for 4 yards (C.Liuget).

PENALTY on WAS-C.Chester, Offensive Holding, 10 yards, enforced at WAS 49 - No Play.

2-19-WAS 39 (2:29) (Shotgun) R.Griffin pass deep middle to P.Garcon to SD 45 for 16 yards (R.Marshall).

Timeout #1 by SD at 02:22.

San Diego Chargers vs Washington Redskins at FedExField

3-3-SD 45 (2:22) (Shotgun) R.Griffin pass incomplete short left to P.Garcon.

4-3-SD 45 (2:17) S.Rocca punts 37 yards to SD 8, Center-K.Nelson, out of bounds.

San Diego Chargers at 2:10

1-10-SD 8 (2:10) (Shotgun) P.Rivers pass short left to E.Royal pushed ob at SD 29 for 21 yards (D.Amerson). P21

1-10-SD 29 (2:02) (Shotgun) P.Rivers pass short middle to D.Woodhead to SD 37 for 8 yards (L.Fletcher).

Two-Minute Warning

2-2-SD 37 (1:54) (Shotgun) P.Rivers pass incomplete short left to D.Woodhead [B.Cofield].

3-2-SD 37 (1:50) (Shotgun) P.Rivers pass incomplete short middle to V.Brown [B.Cofield].

4-2-SD 37 (1:45) (Shotgun) P.Rivers pass deep left to K.Allen to WAS 41 for 22 yards (D.Hall). P22

Timeout #3 by WAS at 01:18.

1-10-WAS 41 (1:18) (Shotgun) PENALTY on SD-J.Troutman, False Start, 5 yards, enforced at WAS 41 - No Play.

1-15-WAS 46 (1:18) (Shotgun) P.Rivers pass incomplete deep left to E.Royal.

2-15-WAS 46 (1:10) (No Huddle, Shotgun) P.Rivers pass short middle to K.Allen to WAS 26 for 20 yards (D.Amerson). P23

1-10-WAS 26 (:45) (No Huddle, Shotgun) P.Rivers pass short left to K.Allen to WAS 15 for 11 yards (L.Fletcher). P24

1-10-WAS 15 (:37) (Shotgun) P.Rivers scrambles right end pushed ob at WAS 6 for 9 yards (J.Wilson).

2-1-WAS 6 (:29) (Shotgun) P.Rivers pass short right to D.Woodhead for 6 yards, TOUCHDOWN. P25  
The Replay Assistant challenged the runner broke the plane ruling, and the play was REVERSED.  
(Shotgun) P.Rivers pass short right to D.Woodhead to WAS 1 for 5 yards (D.Amerson).

1-1-WAS 1 (:21) (Shotgun) D.Woodhead up the middle to WAS 1 for no gain (L.Fletcher, B.Meriweather).

Timeout #2 by SD at 00:17.

2-1-WAS 1 (:17) P.Rivers pass incomplete short right to A.Gates.

3-1-WAS 1 (:13) (Shotgun) P.Rivers pass incomplete short right to K.Allen.

4-1-WAS 1 (:07) N.Novak 19 yard field goal is GOOD, Center-M.Windt, Holder-M.Scifres.

SD 24 WAS 24, 14 plays, 91 yards, 2:07 drive, 14:57 elapsed

N.Novak kicks 65 yards from SD 35 to end zone, Touchback.

Washington Redskins at 0:03

1-10-WAS 20 (:03) R.Griffin kneels to WAS 19 for -1 yards.

END OF QUARTER

	Score	Time Poss	First Downs				Efficiencies	
			R	P	X	T	3 Down	4 Down
San Diego Chargers	24	7:20	0	10	1	11	1/4	1/1
Washington Redskins	24	7:40	2	1	0	3	2/5	0/0

Play By Play

# Overtime

11/3/2013

WAS wins toss, elects to Receive, and SD elects to defend the East goal.

N.Novak kicks 67 yards from SD 35 to WAS -2. J.Morgan to WAS 22 for 24 yards (J.Patrick).

Washington Redskins at 15:00, (1st play from scrimmage 14:55)

- 1-10-WAS 22 (14:55) (Shotgun) R.Griffin pass short middle to L.Hankerson to WAS 31 for 9 yards (M.Te'o).
- 2-1-WAS 31 (14:19) A.Morris left end pushed ob at WAS 34 for 3 yards (A.Gachkar). SD-A.Gachkar was injured during the play. R23
- 1-10-WAS 34 (13:57) (Shotgun) A.Morris right tackle to SD 47 for 19 yards (E.Weddle). R24
- 1-10-SD 47 (13:09) (Shotgun) R.Griffin pass short left to L.Paulsen to SD 46 for 1 yard (R.Walker).
- 2-9-SD 46 (12:29) (Shotgun) A.Morris left tackle to SD 45 for 1 yard (J.Johnson).
- 3-8-SD 45 (11:50) (Shotgun) R.Griffin pass short middle to J.Reed to SD 33 for 12 yards (J.Addae; D.Stuckey). P25
- 1-10-SD 33 (11:09) A.Morris left tackle to SD 31 for 2 yards (S.Lissemore).  
PENALTY on WAS-W.Montgomery, Offensive Holding, 10 yards, enforced at SD 33 - No Play.
- 1-20-SD 43 (10:45) R.Griffin pass short middle to P.Garcon to SD 26 for 17 yards (A.Gachkar).  
PENALTY on SD-A.Gachkar, Unnecessary Roughness, 13 yards, enforced at SD 26. X26
- 1-10-SD 13 (10:21) (Shotgun) A.Morris left tackle to SD 4 for 9 yards (E.Weddle, M.Gilchrist).
- 2-1-SD 4 (9:36) A.Morris left tackle to SD 4 for no gain (C.Liuget; B.Bird).
- 3-1-SD 4 (9:05) D.Young right guard for 4 yards, TOUCHDOWN. R27

SD 24 WAS 30, 10 plays, 78 yards, 1 penalty, 6:01 drive, 6:01 elapsed

END OF QUARTER	Score	Time Poss	First Downs				Efficiencies	
			R	P	X	T	3 Down	4 Down
San Diego Chargers	24	0:00	0	0	0	0	0/0	0/0
Washington Redskins	30	6:01	3	1	1	5	2/2	0/0



# Miscellaneous Statistics Report

San Diego Chargers vs Washington Redskins  
11/3/2013 at FedExField

## Ten Longest Plays for San Diego Chargers

Yards	Qtr	Play Start	Play Description
23	4	2-10-SD 46	(5:23) (No Huddle, Shotgun) P.Rivers pass short middle to D.Woodhead to WAS 46 for 8 yards (L.Fletcher). PENALTY on WAS-L.Fletcher, Horse Collar Tackle, 15 yards, enforced at WAS 46.
22	4	4-2-SD 37	(1:45) (Shotgun) P.Rivers pass deep left to K.Allen to WAS 41 for 22 yards (D.Hall).
21	4	1-10-SD 8	(2:10) (Shotgun) P.Rivers pass short left to E.Royal pushed ob at SD 29 for 21 yards (D.Amerson).
20	1	1-10-SD 32	(14:13) (No Huddle, Shotgun) P.Rivers pass deep left to D.Woodhead to WAS 48 for 20 yards (P.Riley).
20	2	2-12-WAS 35	(:56) (No Huddle, Shotgun) P.Rivers pass short middle to K.Allen to WAS 15 for 20 yards (D.Amerson).
20	4	2-15-WAS 46	(1:10) (No Huddle, Shotgun) P.Rivers pass short middle to K.Allen to WAS 26 for 20 yards (D.Amerson).
17	4	1-10-SD 22	(14:11) (Shotgun) P.Rivers pass short right to V.Brown pushed ob at SD 39 for 17 yards (E.Biggers).
16	4	3-3-SD 30	(6:19) (Shotgun) P.Rivers pass short middle to K.Allen to SD 46 for 16 yards (B.Meriweather).
16	4	1-10-WAS 16	(4:16) (No Huddle, Shotgun) P.Rivers pass deep left to K.Allen for 16 yards, TOUCHDOWN.
15	2	1-10-WAS 15	(:49) (Shotgun) P.Rivers pass short right to E.Royal for 15 yards, TOUCHDOWN.

## Ten Longest Plays for Washington Redskins

Yards	Qtr	Play Start	Play Description
38	3	3-12-WAS 34	(13:03) (Shotgun) R.Griffin pass deep left to P.Garcon to SD 28 for 38 yards (D.Cox).
32	3	1-10-WAS 21	(7:02) (Shotgun) R.Griffin pass deep middle to P.Garcon pushed ob at SD 47 for 32 yards (S.Wright).
30	1	2-9-WAS 32	(8:47) R.Griffin pass short right to P.Garcon pushed ob at SD 38 for 30 yards (M.Gilchrist).
30	5	1-20-SD 43	(10:45) R.Griffin pass short middle to P.Garcon to SD 26 for 17 yards (A.Gachkar).
26	2	1-10-SD 31	(6:15) (Shotgun) A.Morris left tackle to SD 5 for 26 yards (E.Weddle; S.Wright).
26	4	1-10-WAS 22	(4:06) R.Griffin pass short middle to P.Garcon to WAS 48 for 26 yards (E.Weddle).
23	2	1-10-WAS 33	(7:20) (Shotgun) R.Griffin pass deep right to L.Hankerson to SD 44 for 23 yards (D.Cox, M.Te'o).
21	2	3-10-WAS 19	(:26) R.Helu left guard to WAS 40 for 21 yards (J.Addae).
19	5	1-10-WAS 34	(13:57) (Shotgun) A.Morris right tackle to SD 47 for 19 yards (E.Weddle).
18	1	1-10-WAS 13	(10:08) (Shotgun) J.Reed right end to WAS 31 for 18 yards (K.Reyes, M.Te'o). pitch to 86-Reed in the backfield

## Touchdown Scoring Information

		Offense	Defense	Special Teams
VISITOR	San Diego Chargers	2	1	0
HOME	Washington Redskins	4	0	0

## Player Scoring Information

Club	Player	TD	Rush TD	Rec TD	KO TD	Punt TD	Int TD	Fum TD	Misc TD	FG	XP	2Pt Rush	2Pt Rec	Sfty	Points
SD	K.Allen	0	0	1	0	0	0	0	0	0	0	0	0	0	6
SD	E.Royal	0	0	1	0	0	0	0	0	0	0	0	0	0	6
SD	S.Lissemore	0	0	0	0	0	1	0	0	0	0	0	0	0	6
SD	N.Novak	0	0	0	0	0	0	0	0	1	3	0	0	0	6
WAS	D.Young	0	3	0	0	0	0	0	0	0	0	0	0	0	18
WAS	A.Morris	0	1	0	0	0	0	0	0	0	0	0	0	0	6
WAS	K.Forbath	0	0	0	0	0	0	0	0	1	3	0	0	0	6

## Possession Detail

	First Half		Second Half		Game	
	Visitor	Home	Visitor	Home	Visitor	Home
Largest Lead	7	0	0	10	7	10
Drives Leading	1	0	0	3	1	3
Time of Possession Leading	2:01	0:00	0:00	6:54	2:01	6:54
Largest Deficit	0	-7	-10	0	-10	-7
Drives Trailing	0	3	4	1	4	4
Time of Possession Trailing	0:00	4:51	7:20	5:17	7:20	10:08
Times Score Tied Up		1		2		3
Lead Changes		2		2		4

# Playtime Percentage

*Percent of playtime per player on offense, defense and special teams*

San Diego Chargers

Washington Redskins

		San Diego Chargers				Washington Redskins					
		Offense	Defense	Special Teams				Offense	Defense	Special Teams	
K Dunlap	T	64	100%	4	14%	C Chester	G	75	100%	6	21%
J Troutman	G	64	100%	4	14%	T Polunbus	T	75	100%	6	21%
D Fluker	T	64	100%	4	14%	T Williams	T	75	100%	6	21%
J Clary	G	64	100%			W Montgomery	C	75	100%		
P Rivers	QB	64	100%			K Lichtensteiger	G	75	100%		
N Hardwick	C	64	100%			R Griffin	QB	75	100%		
K Allen	WR	63	98%	3	11%	P Garcon	WR	60	80%	1	4%
V Brown	WR	63	98%			J Reed	TE	55	73%	1	4%
A Gates	TE	62	97%			A Morris	RB	54	72%		
E Royal	WR	55	86%			L Paulsen	TE	50	67%	15	54%
D Woodhead	RB	44	69%	5	18%	L Hankerson	WR	34	45%		
R Mathews	RB	15	23%			S Moss	WR	26	35%	1	4%
J Phillips	TE	6	9%	15	54%	N Paul	TE	22	29%	17	61%
R Brown	RB	5	8%			R Helu	RB	21	28%		
L Green	TE	4	6%	21	75%	J Morgan	WR	20	27%	15	54%
L McClain	FB	3	5%	9	32%	D Young	FB	19	25%	17	61%
E Weddle	FS		75 100%	16	57%	A Robinson	WR	10	13%		
M Gilchrist	SS		75 100%	9	32%	T Compton	T	4	5%	6	21%
S Wright	CB		71 95%			B Meriweather	SS		64 100%	4	14%
L English	LB		65 87%	10	36%	D Hall	CB		64 100%	3	11%
K Reyes	DE		58 77%	10	36%	J Wilson	CB		61 95%	10	36%
M Te'o	LB		58 77%	9	32%	L Fletcher	LB		61 95%	5	18%
C Liuget	DE		58 77%	1	4%	R Kerrigan	LB		61 95%	4	14%
A Gachkar	LB		57 76%	18	64%	P Riley	LB		58 91%	15	54%
J Johnson	LB		53 71%	6	21%	D Amerson	CB		56 88%	1	4%
C Thomas	DT		51 68%	9	32%	B Orakpo	LB		54 84%	2	7%
J Patrick	CB		39 52%	9	32%	E Biggers	CB		52 81%	14	50%
D Cox	CB		37 49%	6	21%	B Cofield	NT		44 69%		
R Marshall	CB		29 39%	10	36%	S Bowen	DE		41 64%	2	7%
R Walker	LB		19 25%	16	57%	J Jenkins	DE		23 36%	4	14%
S Lissemore	DE		19 25%			C Baker	DE		16 25%	4	14%
T Keiser	LB		18 24%			R Jackson	LB		11 17%	6	21%
J Addae	FS		16 21%	14	50%	B Jenkins	LB		9 14%	1	4%
L Guy	DE		13 17%	6	21%	R Doughty	SS		8 12%	21	75%
D Stuckey	SS		8 11%	24	86%	B Rambo	FS		8 12%	10	36%
B Bird	LB		4 5%	18	64%	N Barnett	LB		7 11%	12	43%
T Williams	LB		2 3%	4	14%	K Golston	DE		6 9%	10	36%
S Ajitrotutu	WR			13	46%	J Murphy	CB			17	61%
N Novak	K			10	36%	J Hull	LB			16	57%
M Scifres	P			8	29%	T Robinson	DB			13	46%
M Windt	LS			8	29%	K Forbath	K			11	39%
L Hawkins	WR			5	18%	K Nelson	LS			9	32%
S Schilling	T			4	14%	S Rocca	P			9	32%
						E Royster	RB			7	25%





***LOS ANGELES***  
***CHARGERS***  
***FEATURE***  
***CLIPS***

# TABLE OF CONTENTS



Dean Spanos' decision to move the Chargers to L.A. is the biggest he'll ever make and one he won't escape.....	1
American Hellenic Council Honors LA Chargers Owner Dean Spanos.....	2
With stadium security in hand, Dean Spanos is focused on new future in Los Angeles.....	3
Thanksgiving: Anthony Lynn, Chargers Coach, Is Thankful for His Life.....	5
Chargers Coach Anthony Lynn is enjoying the brotherhood of NFL coaches, even if that means skipping breakfast.....	6
Chargers head coach Anthony Lynn and the currency of truth.....	6
Chargers' Anthony Lynn trying to buck a trend: former running backs don't make it as head coaches.....	7
Inside Brandon Mebane's Plant-Based Diet.....	8
Casey Hayward Continuing Mother's Legacy of Philanthropy.....	8
Derek Watt Scouts Younger Brother T.J. Heading into the Combine.....	8
J.J. Watt Proud of Younger Brother Derek.....	9
From cruises to Zac Brown Band concerts, the Watt family album reveals tight bonds.....	9
Chargers rookies Forrest Lamp and Dan Feeney are roommates and study buddies.....	10
Former Notre Dame Co-Captains Reunite as Chargers Rookies.....	11
Chargers rookie Isaac Rochell has come a long way since 'hating' football.....	11
Chargers linebacker Jatavis Brown focuses on proving doubters wrong and believers right.....	12
Joey Bosa and Melvin Ingram Are Powering a Fearsome Chargers Pass Rush.....	13
From GoT to GOAT: Joey Bosa's Impending Stardom Has No Limits.....	13
Chargers' Keenan Allen will test Raiders' shorthanded secondary.....	15
Chargers' Slauson wants to pay it forward.....	15
Melvin Gordon is happy that his father, and biggest supporter, is out of prison.....	16
Melvin Ingram on the mic: beats, rhymes and QB sacks.....	17
Davis tries to prove he's more than speed.....	17
Chargers embrace the Mike Williams era.....	18
Mike Williams and Artavis Scott's Journey from Clemson to L.A.....	19
Philip Rivers Makes Special Airport Trip to Greet this New Chargers Coach.....	19
For Philip Rivers, going with the flow comes easy.....	20
Philip Rivers' new ride allows him to stay home.....	21
An Open Letter to All NFL Players: Let's Get Organized.....	22
Russell Okung's mission to protect the quarterback.....	22
Sean McGrath's Affinity for Art.....	23
How NFLer's gas station 'Jesus' moment led him to Chargers.....	23
Encounter with gas station stranger leads Tre Boston to Chargers.....	24
NFL's Tyrell Williams returns to Turner Elementary.....	24



# Dean Spanos' decision to move the Chargers to L.A. is the biggest he'll ever make and one he won't escape

By Nathan Fenno  
Los Angeles Times  
March 8, 2017, 4:05 PM

The fortune Alex Spanos amassed over six decades began with bologna.

The year was 1951, and the son of a Greek immigrant was unemployed and broke, searching for a way to provide for his wife and two young children. He convinced a Stockton bank to loan him \$800 to buy a panel truck and supplies to make bologna sandwiches to sell to migrant farm workers.

The humble beginning grew into a multi-billion dollar collection of businesses, now overseen by his son, Dean, and centered around the family's most valuable asset: the National Football League's Chargers.

Dean Spanos took a drastic step with his father's legacy in January, moving the Chargers to Los Angeles after 56 seasons in San Diego and leaving fans seething in a place he called home.

The key to understanding the younger Spanos' decision is the man himself — and his family. A large photograph of the Spanos clan dominates the wall behind his desk in an office that overlooks two practice fields at Chargers Park in San Diego. On a credenza, between an NFL record book and a golf club, a copy of his father's autobiography leans against the wall.

A lone page is dog-eared for quick reference: "A solid family foundation: This is the basis of everything. ... Without family, you will be left emotionally empty, no matter how fabulous your accomplishments."

Friends say Spanos, 66, felt burdened by a "sacred duty" and "solemn responsibility" to resolve the family's long-running search for a new stadium in San Diego or elsewhere.

Although known for his deliberate approach to business, the Chargers chairman gambled on the 120-mile drive north into an unforgiving market. It meant leaving San Diego, a place the team owned, for L.A., a sprawling metropolis crowded with college and professional sports. But Spanos didn't see an alternative.

The decision could add a billion dollars to the franchise value — Forbes estimates the Chargers and the family's other businesses are already worth \$2.4 billion — and boost annual revenue by tens of millions of dollars.

The cost to Spanos, however, extends beyond the NFL's \$650-million relocation fee. In San Diego, fans burned Chargers jerseys and attacked him on social media. A columnist called him a villain and the city's "most hated man."

The biggest decision Spanos will make in his career is one he'll never escape.

"He has suffered so much through this and people can believe it or not, but he's been tortured by what to do," said Bertrand Hug, a

San Diego restaurateur who considers Spanos his best friend. "At the end, he says, 'I have no choice. I have to protect my family.'"

The bologna sandwich business took off and, by late 1951, Alex Spanos had leased space at the San Joaquin County Fairgrounds to house 350 workers. He furnished it with surplus bedding, according to the autobiography, and served boiled beans and the sandwiches for breakfast, lunch and dinner.

Spanos made \$35,000 in the first three months, then expanded the business by moving to an old barracks at the Stockton Metropolitan Airport. He adjusted the menu to include tortillas, rice and beans.

By 1956, the A.G. Spanos Agricultural Catering Service provided 7,000 meals a day and made \$700,000 that year — the equivalent of more than \$6 million today.

"If I hadn't made provisions, they would have slept in the fields instead of the beds provided and they would have eaten whatever the farmers could scrounge instead of the three meals I served each day," Spanos wrote.

At the suggestion of an accountant, Spanos invested some of the windfall in real estate. He founded a construction company that built its first apartment complex in 1961. The Bali Hai in Stockton included a luau pit as part of a South Seas theme. Headquartered in Stockton, the company opened offices in six other states.

Spanos still made time for his favorite hobby: golf. He met Bob Hope in 1969 during a round at Eldorado Country Club in Indian Wells. They played for \$100 a hole, according to the autobiography. The entertainer became one of his closest friends. They later performed a song-and-dance routine together at Carnegie Hall in New York.

"When Alex was born," Hope said in a Times story in 1985, "the doctor slapped him and Alex said, 'Like to rent an apartment?'"

Dean Spanos started working in his father's burgeoning empire before he was old enough to drive. The son swept out apartments, dug ditches — he once ruptured a sewage line at the bottom of a 10-foot deep trench — and framed buildings.

The father told the son he had to be the first one at a job site and the last to leave. Everyone watched him. If the owner's son didn't care, then why should they?

"It was the greatest experience of my life," said the younger Spanos, who graduated from the University of the Pacific in 1972 with a degree in business administration.

After a failed bid for the San Francisco 49ers in 1977, Alex Spanos bought majority interest in the San Diego Chargers seven years later for \$40 million. The transition from entrepreneur to professional sports owner wasn't smooth. San Diego fans booed Spanos in 1988 during an on-field ceremony to retire the number of Chargers quarterback Dan Fouts, frustrated by the team's losing ways. He called it the worst moment of his life.

Spanos rarely took time off; he grew uncomfortable if away from work for more than a few days. He had a hands-on management

style, a quick temper and an outsized personality that could intimidate any room. Gary Plummer, a standout linebacker for the Chargers from 1986 to 1993, remembered how a phone call would warn staff and players at the team's headquarters that the owner was on his way.

"It was panic," Plummer said. "It was like cockroaches scattering when you turn on the light. No one wants to be seen by Alex Spanos. All he did was scream and yell at everything." Dean Spanos, the oldest of four children, took over the team's day-to-day operations in 1994. Friends see him as, in many ways, the opposite of his father: shy in public and content to operate behind the scenes, far outside the professional sports spotlight other owners enjoy.

The father began detaching himself from the business and in 2008, revealed he suffers from dementia. Friends and family say he still owns an iron handshake and plays gin rummy for a few hours each day at his Stockton home. But the disease has taken a toll.

"I can't have the in-depth conversation, which is what I really miss the most," Dean Spanos said.

Several people close to Spanos believe he is more conciliatory in business dealings than his father. That includes the long, fruitless search for a stadium in San Diego.

"I think he felt this emotional and almost moral compulsion to do everything he possibly could to stay in San Diego and, in my opinion, I think it hurt him," said Carmen Policy, a friend of the Spanos family and former executive for the 49ers and Cleveland Browns. "He could have moved earlier had he just recognized the reality of the situation there and, in some ways, been better situated in L.A."

Spanos is sensitive to criticism, more than expected from someone in a business where every transaction, every setback is scrutinized.

"Everything that's said against him hurts him deeply and he won't forget it," Hug said.

With family and close friends — they call him Deno — he is engaging, loyal and usually the first to pick up the check when dining out.

When the son of longtime friend Ross Clark — he works out with Spanos at 6 a.m. most days — wasn't getting much attention from college football coaches, Spanos stepped in. Without Clark's knowledge, he arranged for the creation of a highlight tape, sent it to dozens of schools and had a former Chargers player follow up with phone calls. It led to a scholarship for Clark's son.

When NFL owners and executives met in December at the Four Seasons in Irving, Texas, Spanos updated the group on his last-ditch effort to stay in San Diego.

He could have moved the Chargers to L.A. in January 2016 after NFL owners gave the franchise a one-year option to join Stan Kroenke's Rams at the \$2.6-billion stadium he's building in Inglewood. Instead, the Chargers remained in San Diego.

The team spent \$10 million on a ballot measure to raise hotel taxes to help fund a combined stadium and convention center downtown. It

needed two-thirds of the vote in November to pass. Spanos planned to stay in San Diego and ask the NFL to extend the option for a year if at least 50% of voters approved the measure — enough support to justify continued pursuit of the project. It mustered just 43%.

Spanos told the closed-door meeting that he did everything he could in San Diego and that more time would not result in a new stadium, according to a person familiar with the remarks.

“This is a decision that I think every one of us would have made,” Arizona Cardinals owner Michael Bidwell said.

In addition to exploring a series of stadium plans in the San Diego region during the last decade and a half, the Chargers flirted with out-of-town options including Las Vegas, the Farmers Field project in downtown L.A. and a stadium in Carson they would have shared with the Oakland Raiders. Nothing came together.

“A whole lot of people screwed up [in San Diego], including the political leadership and the Chargers,” said George Mitrovich, president of The City Club of San Diego and a longtime civic leader. “No one was going to take a bullet for Dean Spanos.”

Spanos and his siblings — Alexis, Dea and Michael — each control 15% of the team, while their father and his wife Faye own 36%, according to two people familiar with the arrangement. Alex Spanos left the responsibility to guide the team and the family’s other holdings to his oldest son.

There wasn’t a family vote or climatic meeting about Los Angeles. Dean Spanos didn’t want to saddle the family’s next generation — his sons John and A.G. run the day-to-day operations for the Chargers — with the search for a new home.

“We don’t always agree. We fight on issues,” said Spanos, who is also chairman and CEO of the family’s non-football companies. “But when it comes time to make these types of decision, we always come together as a group and we do everything in the best interest of the family.”

The day after the move was announced in January, Jeanie Buss hosted a dinner for Spanos at Craig’s in West Hollywood. The Lakers president told him not to hide from the challenge of entering the market, and not to let criticism get him down.

The next day, fans at Staples Center for the Clippers-Lakers game booed when the arena video screen mentioned the Chargers. During a welcome event at the Forum five days later, NFL Commissioner Roger Goodell heaped praise on Kroenke before briefly mentioning Spanos, which some saw as a public sign of the league’s unease over the decision. Some owners and executives regarded the move as hasty and questioned the wisdom of two teams relocating to L.A. in the space of a year.

When Spanos started speaking, one of the 150 fans in attendance, Joseph MacRae, heckled the chairman, thrust his middle fingers in the air and threw a Chargers jersey toward the stage. MacRae said he felt Spanos had betrayed San Diego, that he had opted for money over loyalty.

Spanos hesitated for an instant during the outburst, then continued.

“His approach has been to show back nothing but appreciation and love, because that’s what he feels for all the San Diego fans,” said John Spanos, president of football operations for the Chargers. “No human being would naturally want those things directed at you, but those are the consequences of a decision like this.”

Dean Spanos sometimes talks about giving it all up to run a hamburger stand in Aspen, Colo. He’d flip burgers in the back. His wife Susie would wait tables. They could shut down at 1 or 2 p.m. and go skiing. Life would be simple.

But he’s only joking. When close friends like San Diego lawyer Craig McClellan talk to Spanos, they can sense his excitement, his anticipation about the challenge of restarting in L.A.

There’s a franchise to move, a temporary training facility in Costa Mesa to complete and unending meetings with L.A. business leaders and politicians among a thousand other details in his new life.

“We’re more low-profile than other people, but I know it’s different now,” Spanos said. “I love it. I love the challenge. When people say you can’t do it, the greatest thing in the world is to prove them wrong.”

## American Hellenic Council Honors LA Chargers Owner Dean Spanos

*By Vasilis Papoutsis  
The National Herald  
April 5, 2017*

LOS ANGELES, CA – The American Hellenic Council’s (AHC) Annual Awards Gala has been established as the premier award event of the Greek-American community in Southern California, featuring honorees who showcase excellence in various fields including business, philanthropy, entertainment, and public service.

This year’s honorees were exceptional as well. Dean Spanos, Owner and Chairman of the Los Angeles Chargers and two Philhellenes, Congresswoman Karen Bass and Archaeologist Stephen Miller.

Emcee Demetrios Boutris had a distinguished career in public service and business, having served as a Commissioner of the Department of Corporations and as Legal Affairs Secretary & Counsel to the governor of California. Boutris said that “I am happy to be back to AHC among the people who always loved me and supported me.”

AHC President Dr. Menas Kafatos thanked the attendees and said that “the Council enters a new era with the addition of new Executive Director Ioannis Fidanakis, two new board members, and extending cooperation with new organizations such as the American Jewish Council and the Armenian National Committee of America in order to promote common interests.”

### SPANOS FAMILY

Spanos’ appearance was highly anticipated given the recent decision to move the team from San Diego to Los Angeles. Dean’s father, Alex, owner of the real estate development company A.G. Spanos Companies bought the

team in 1984. Alex, born in Stockton to immigrant parents from Messinia, started working in his father’s bakery when he was very young. He married to Faye Papafaklis, whose family originates from Sympi, and started a family. He soon realized that he could not raise his family on the salary he was making at the bakery and he borrowed \$800 to buy a used catering truck. He invested his earnings in real estate and by 1997 his company had become one of the largest builders in the country. When he bought the Chargers in 1984, he said that “I always believed in the pursuit of one’s dreams. In buying the Chargers, I’ve been able to realize a dream.”

### PASSING THE TORCH

Alex wanted the Chargers to remain in the family forever and in 1994 his son took over the presidency of the team. “My father was an authoritative figure, he was strict but he was fair. He loves his family and he instilled in us the value of hard work and community service,” Spanos said. When the younger Spanos became president, he often called his father often for advice. One day his father told him “Dean stop calling me. You are capable in making your own decisions, and when you make mistakes like we all do, you can learn from them. You will be fine.” That advice served Spanos well. During the 11 years he served as president, the Chargers won 113 games; five of which were AFC West Championships. The highlight was the Chargers’ 1994 Super Bowl appearance, his first year in charge.

In 2015, Spanos handed the fortunes of the team to his two sons, A.G., who serves as President of Business Operations and John, who is President of Football Operations. Spanos afforded his sons the same liberty in operating the team as his father did with him. “I have complete confidence in my sons, they have grown up with the team and know the business. As a family we always talk but they need to be making their own decisions.”

### MOVING UP THE COAST

The most significant decision was to move the team to Los Angeles, a move received with bitterness by San Diego fans who supported the team for 56 years. The decision came after efforts for over a decade to find a viable solution for a new stadium were unsuccessful. Since then, another California team, the Oakland Raiders have been approved to move to Las Vegas. The common denominator has been the refusal of the two cities to offer public financing to build new stadiums and the end result was that both left.

Disappointed fans are wondering how much loyalty is valued by the NFL. Spanos was very candid about the situation, “I understand the fans’ disappointment because we are disappointed as well. In our case we believe that we offered a proposal that would have been beneficial to the team and the city of San Diego by creating a joint use facility. Extending and renovating the convention center and building a new stadium that the city would use most of the time. And the whole project would have been financed by a hotel tax with no additional cost to the residents. But it was not approved and we were running out of options. Nevertheless, San Diego will always be part of the Chargers identity” he told TNH.

Spanos' brother Michael, who is President of the A.G. Spanos Companies and who oversees real estate development and construction nationwide, said "we felt that the proposal was a win-win situation for everyone and we worked hard to send out the message. When it failed, it became apparent that the option to move to LA that the NFL offered us should be exercised." Despite the bitter ending, the fact is that via the Chargers Community Foundation, the Spanos family has contributed greatly to the San Diego community. Over the years they have contributed more than \$13 million to youth and families in San Diego. "We will continue to contribute to the charities we have established relations with all these years. We will be present in the San Diego community even if the team is not there anymore," Spanos told TNH.

A.G and John were recently seen at the landmark eatery Pink's, shaking hands with fans. "The Chargers have a fan base here. Twenty five percent of our fans in our San Diego games came from the LA and Orange county. And we hope that our San Diego fans will make the trip and watch the team play," Dean Spanos said. "We will be involved with the LA community the same way we were in San Diego. At this time we are in the process of evaluating different proposals." The outreach efforts seem to have turned perceptions around. Last week it was announced that the season tickets for the new season have been sold out, a very positive development in a long process. Winning is of paramount importance with the fans and this year's team has high hopes. "Our new coach Anthony Lynn has the leadership ingredients we were looking for in a head coach. He commands respect and he will hold the players accountable to perform in a high level," Spanos added.

#### REP. BASS

Rep. Bass received the Pericles Award for distinction in public service. In her acceptance speech, she spoke about Pericles' legacy as an Athenian leader and the greatness of the Athenian democratic system. She has collaborated on many issues over the years with Aris Anagnos, a founding member of AHC. Bass recently joined the Congressional Hellenic Caucus. She said that "Turkish Prime Minister Erdogan's aggression is very worrisome not just for Greece but also for the other countries in the region." When asked about the Syrian refugees and the limited contribution of the United States to alleviate the burden that has been placed upon Greece and other Mediterranean countries she acknowledged that "we have not done as much as we should have on that issue. The Obama Administration would have liked to accept more refugees, but they received enormous pressure from conservative Republicans who worried about terrorism. My opinion is that it was more about racism."

In her view, "our vetting process is very long and very effective. It takes close to two years for anyone to come in the country," she told TNH.

In assessing the prospects of the Trump Administration she simply said "Chaotic. I suspect that the White House's involvement with Russia would be very damaging to the Administration."

#### PROF. MILLER

When Dr. Miller, distinguished Professor of Archeology at UC Berkeley, arrived at the site

of Ancient Nemea in 1973, there was very little there. The excavations were carried out very cautiously and frequently with bare hands. He spent the next 20 years overseeing excavations, and the result was to unearth the ancient stadium. In 1994 he founded the Society for the Revival of the Nemean Games. Dr. Miller insisted that participants to the Games wear similar attire as with those in antiquity. Miller, who lives in Nemea and was unable to travel due to his health, sent a very inspirational video message chronicling his effort to bring the ancient city to life. He recalled that of all the initial contributors, only two were Greeks. One of them was Alex Spanos. He also said that his work in Nemea made him feel part of the magnificent Greek history.

George Kolovos, a real estate developer and philanthropist who has special affection for the project since his wife, Tina, originates from Nemea, received the award on Miller's behalf.

## With stadium security in hand, Dean Spanos is focused on new future in Los Angeles

*By Vincent Bonsignore  
LA Times  
July 16, 2017 at 8:35 am*

COSTA MESA — Dean Spanos offered a handshake and an empathetic smile.

"Sorry for all the inconvenience," the Chargers owner said, nodding to the nearby construction workers scurrying about wearing bright vests and hardhats.

The sound of buzzsaws and hammers crashing into nails created a steady hum throughout the Chargers temporary new headquarters in Costa Mesa in late June.

Moving boxes were stacked outside empty offices. A nearby conference room was being soundproofed. Outside, workers were paving the parking lot.

"Where should I drop these off?" a delivery man asked a Chargers receptionist, his dolly stacked proud and high.

"Down that hall, take your second left," she told him. "It'll be the third office to your right."

"Appreciate it," he said, zigzagging away like LaDainian Tomlinson after pulling in a screen pass.

"As you can see," Spanos continued. "We're still getting settled in."

And will be for some time as the Chargers get acclimated to their new surroundings and ingratiate themselves to Los Angeles.

"On a positive note, I am using my navigation system less and less as I make my way around," said A.G Spanos, the oldest son of Dean and Susie Spanos and the Chargers' president of Business Operations. "So that's good."

It's been six months since Dean Spanos exercised the option fellow NFL owners granted him to relocate his Chargers to Los Angeles, thus ending the team's 55-year love affair with

San Diego and the 32 years the Spanos family spent there as owners. Spanos has overseen the day-to-day operations of the team since 1994, exactly 10 years after his father Alex, the son of Greek immigrants and a self-made billionaire, purchased the franchise in 1984 from Gene Klein.

The whirlwind that ensued has been breathtaking.

It's quite the undertaking, moving an NFL franchise from one city to another, and it leaves little time for reflection or regret or nostalgia.

For every goodbye, there are 10 new hellos. For each severed business connection, a handful of others emerge. For every strained political relationship, the seeds for 20 others are planted.

A new home office and practice facility needed to be identified, purchased and built. More than 200 employees had to be relocated. A football team needs to be improved, tended to and extended every necessary advantage to succeed. Tickets need to be sold. A new fan base has to be cultivated.

"It's not a process that will happen overnight or in one or even two years," Spanos said. "This is a long-range process that we'll keep chipping away at each and every day."

And there isn't one minute to spare. Not on dwelling about what might have been, anyway.

"When I look back, I don't have a second thought about my decision to make the move," he said. "We worked hard to make something happen in San Diego. It didn't work out. But I'm looking forward."

"This is an incredible opportunity, moving to Los Angeles. And 100 percent of our energy and attention is on seizing that opportunity and conquering it. We aren't looking behind."

That might seem callous considering the storied history and loyal fans the Chargers left behind in San Diego.

But with so much at stake while operating in a crowded sports market that demands winning, excitement and star power, it's a necessary mindset.

"That has to be the singular focus," said Fred Maas, a longtime Spanos family friend who most recently served as an adviser in the Chargers stadium pursuit in San Diego. "And for Dean and his family, it's absolutely full-bore ahead."

In fact, upon spending time with Spanos, it's almost shocking how firmly he has braced himself for the challenges of constructing the Chargers' new world in Los Angeles and how confidently and assuredly he's marching toward it.

Whatever regret over the failure to forge a workable stadium partnership in San Diego has been replaced by enthusiasm for the new future. Whatever anxiety he felt in 2016 upon being offered a spot with the Rams — only to spend the rest of that year pursuing one last stadium plan in San Diego — has transformed into determination to acclimate himself and his franchise to their new home.

"There's no question he is fired up about this and that he's determined to make the most of this opportunity," said Tomlinson, a Hall of Fame running back for the Chargers who recently took a job in their front office. "And I think that bodes well not only for the team, but the fans of Los Angeles. Dean understands the challenges ahead, he knows nothing will be given and (the Chargers) have to earn everything they get. There's no freebies. It has to be worked for and earned. And he's ready to fight to make that happen."

It will be left to the historians ultimately to determine whose fault it was that a stadium partnership never came to be in spite of more than two decades trying. But a frustrated Spanos finally decided enough is enough after San Diego voters rejected the stadium measure last November. Two months later, he informed the NFL he would exercise his Los Angeles option.

Multiple San Diego business and political leaders contacted by the Southern California News Group in an attempt to paint a more complete picture of Spanos declined interview requests.

"I know there are a lot of people angry at the move," Spanos concedes. "But I also know there are a lot of people excited about it, too. Our focus is on the future ahead of us in Los Angeles."

His new home provides the long-range stadium certainty he spent the last two decades trying to secure. And in the process, addressed a family obligation that's weighed heavily on Spanos for years. With semi-retirement looming and official hand off of control of the Chargers to sons John and A.G. imminent, Dean Spanos wanted to secure the Chargers future once and for all rather than hand an unresolved stadium issue to his sons.

"We were able to set this franchise up for the next generation," Spanos said. "I'm proud of that."

It's also an opportunity to hoist the Chargers onto a bigger stage and reap the rewards offered by the second-biggest market in the country. And that starts with connecting with sports fans who have 10 professional teams to choose from and two major college programs.

"We want to earn the respect of the people, whether you are a fan or not," Spanos said. "We want fans to know we want to be here. That we're excited to be here. We don't expect anything for nothing. That part will take time. But ultimately, over the years, we want to create enough good will that people respect us. That's on us. That's our goal."

So what can Los Angeles expect from a Spanos-led sports franchise?

To understand that, it's important to remember his father Alex, who was jobless and penniless when he walked into a Stockton bank to ask for an \$800 loan in 1951.

The plan was to invest the money in a truck, a slicing machine, a meat cleaver, bread and bologna, and then drive around the San Joaquin Valley to serve lunch to migrant farm workers.

The bank relented, and over the next few decades Alex Spanos parlayed that \$800 loan into a construction and real estate company that stretches across four states and, ultimately, ownership of the Chargers.

As of last year, the Spanos family's worth was \$2.4 billion.

"An extremely driven man," Dean Spanos remembers. "I can vividly remember our meetings beginning at 5:30 a.m. even before we got to the office. He was that kind of guy. That hard of a worker. And he remained that way until he retired."

More than work ethic, Dean Spanos learned from his father the importance of keeping your word.

"My dad's whole mantra was: Earn the respect of people and everything will fall into place. But if your word isn't good with whoever you're working with or dealing with, you'll never be successful. His word was always his bond."

The younger Spanos began working with his father in his early teens digging ditches and sweeping out apartments, and envisioned a career overseeing the family real estate and construction companies.

In fact, upon graduating from the University of Pacific in 1972, Dean Spanos spent the next several years in Tampa, Nevada and Texas as the family business continued to expand.

"At that point I figured that's where my life was headed," Spanos said. "And I was fine with that. I enjoyed it."

It wasn't until his father pulled him aside to tell him about his interest in getting into professional sports in the mid 1970s that a life in the NFL even jumped onto the Spanos radar.

Alex Spanos first threw his hat into the ownership ring of the expansion Tampa Bay Buccaneers, a bid that ultimately fell short. A few years later, upon forging a friendship with Oakland Raiders owner Al Davis, the elder Spanos made a run at the San Francisco 49ers but ultimately lost out to Eddie DeBartolo Sr. in 1977.

"By that point, it became pretty clear to me it was a passion of my father's," Spanos said.

Not long after, Spanos purchased a majority share of the Chargers from Gene Klein for \$40 million and he dispatched Dean to San Diego to be the day-to-day family presence. Over the next decade, the younger Spanos' life was split between the Chargers and the families construction companies.

"I was happy to be in San Diego, but it was an adjustment," Spanos said. "All of a sudden there's media scrutiny, which we weren't used to. You were ultimately dependent on the fans and the media. So there's a learning curve."

Like the Sunday afternoon the Chargers retired the number of Hall of Fame quarterback Dan Fouts and fans lustily booed Alex Spanos, their anger stemming from his firing of popular coach Don Coryell. It was a harsh wake-up call about the realities and passion of pro sports.

"It was like, 'Welcome to the party,'" Fouts said. "I'm sure Alex didn't like getting booed, but it's part of sports. There were many times I was

booed. You don't like it, but you deal with it. I think he handled it OK."

Fouts played the final four years of his career under the Spanos family ownership, having played his first 11 with Klein as the owner. And by that point of his career he was more focused on winning games on Sunday then who was running the team. But like a lot of Chargers players from those years, he remembers Alex Spanos as a demanding boss.

"He was blunt, no question about it," Fouts said. "It was his team and he was trying to mold it the way he thought it should be."

By 1994, Alex Spanos was ready to hand the daily operations to Dean Spanos as CEO and president. That same year, the Chargers reached their only Super Bowl. In Dean's 23 years in charge, the Chargers have reached the playoffs eight times — most recently in 2013 — and won the AFC West five times.

While his father was known for his demanding disposition, temper tantrums and directing choice words at players, Dean Spanos forged a completely different persona.

"A guy who cared just as much about you and your family away from the field as he did what was going on the field," is how Tomlinson described it.

Friends describe Spanos as attentive, deeply caring, open-minded and operating with an obligation to preserve and enhance the Chargers — now the family's largest asset — for his three siblings and their children.

Current and former employees paint a picture of a firm but flexible leader willing to listen to all sides of an argument and build a consensus before drilling down to a decision. And while he has final say, he relies heavily on the people he's put in place — most notably his two sons, who he is grooming to take over full-time operations of the Chargers — before reaching a verdict.

"He hires good people and he lets them do their jobs," Maas said.

Winning consumes him, but not as the expense of the the personal connection he forges with employees. Most notably his beloved players.

"He was always around, always present and always approachable at practices," Tomlinson said. "And you always got the feeling he cared more about just the football part of the relationship he made with players. It was always: 'Hey how are you doing? How's the family?' It went beyond just an owner-player connection. He cares about players off the field too. And he cares what they have to say."

Tomlinson experienced that over the years as his role with the Chargers grew into an unofficial liaison between players and ownership. Part of which meant family dinners with the Spanos' in which Tomlinson was given a no-holds barred forum to express himself. The comfort level Tomlinson was provided to offer frank assessments didn't occur overnight, but it eventually evolved to the point he felt he could open up without fear of repercussions. And it ran the gamut from opinions of the direction of the team right on down to the food being served at the team facility.

"More importantly, it wasn't just a voice I was given but the willingness on his part to actually listen and act," Tomlinson said.

Spanos has created the same environment on the football and business side of the franchise.

"I try to surround myself with as good as people as I can and let them do their jobs," he said. "Look, no one is so smart they can do it all on their own. I want to hire the best coach. The best general manager. And I have my two sons that run football and business.

"Don't get me wrong. I'll challenge them. I always do," Spanos said. "I want to know why they're leaning a certain way. Or the reasoning behind their decisions or positions."

Like a few weeks ago when John and A.G. presented their father with elements of a marketing plan they wished to implement. Truth be told, Dean Spanos was in favor of the idea from the get-go.

"But I didn't tell them that," he said, laughing.

Instead, he played devil's advocate while challenging them with alternative ideas and peppering them with questions.

"And that's good for me when it gets to the point where they provide all the necessary answers to the point I can no longer challenge them," said Spanos, who said he can count only a few times he's overruled his sons and key advisers on a major decision.

As time goes on, John and A.G. will emerge more and more as the leadership face of the franchise with their father easing into more of a patriarch role. But the elder Spanos says he'll play an integral part of the sales and marketing effort leading up to the move from their Chargers' temporary home at StubHub Center to the new stadium in Inglewood.

"We want to make sure this thing is successful when we get up there," Spanos said. "And I believe it will be."

Simultaneously, he'll put his real estate and construction hat back on in the planning and construction of the Chargers' permanent headquarters, envisioning a large campus facility that captures the identity of Los Angeles Chargers.

"More than anything I'm just looking forward to doing what we set out to do," Spanos said. "And that's to get into Inglewood, get ourselves a home long-term and put a great product on the field and earn the respect of the people of Los Angeles. If we do that — and I can't make something happen, it's going to go its own way — but if I do those three things I think there's a good chance people are going to say 'He did the right thing. He did a good thing.' And so be it."

## Thanksgiving: Anthony Lynn, Chargers Coach, Is Thankful for His Life

By Peter King  
Sports Illustrated  
November 23, 2017

We have reason to give thanks today—and Happy Thanksgiving, everyone, from me and everyone at The MMQB to you and your families—but I'm thinking one man in the NFL might be a little more grateful than most others.

He is Anthony Lynn, the head coach of the Los Angeles Chargers. He leads his team into Texas today to play Dallas in the Chargers' first Thanksgiving Day game since 1969. Four months after man first walked on the moon, the Chargers, in their final year in the American Football League, traveled to the Astrodome to beat the Houston Oilers 21-17 on Thanksgiving afternoon.

This game is big for the 4-6 Chargers, for a few reasons. They have new life in the suddenly downtrodden AFC West, and could pull within 1.5 games of first place with a victory over the injury-ravaged 5-5 Cowboys. Three other reasons:

- Lynn is from the town of Celina, Texas, 40 minutes north of Dallas, and his family loved the Cowboys growing up. He loved the Cowboys too.
- Lynn coached running backs for Dallas in 2005 and 2006, on the staff of Bill Parcells.
- Lynn almost died on the last night of Cowboys training camp in 2005.

You read that right.

"If you ask me," Lynn said on The MMQB Podcast With Peter King this week, "the number one thing in my life I'm thankful for is ..."

Pause.

"... my life."

This was August 2005, in Ventura, Calif., near training camp for the Cowboys in Oxnard. Lynn and fellow Cowboys offensive assistant Todd Haley went out for pizza on this night off, and they were walking back to the car after dinner.

"Walking back to the vehicle, crossing the street, I got hit by a drunk driver, going 55, 60 miles an hour," Lynn recalled. "He was about three times the legal limit. They said I flew 45, 50 feet into the air—"

Flew, yes. But not a clean flight. Haley watched it, and Lynn was cartwheeling through the air, and he landed on a car, breaking his fall.

"A Volkswagen," Lynn said. "Totaled the Volkswagen I landed on."

Lynn actually landed face-first on the VW's side mirror, splitting his face open and causing blood to gush. He doesn't remember a lot about the net few hours, but he does remember how much Haley cared, and how Haley cradled his head in his hands, telling him not to worry, while waiting for the ambulance to come. Haley talked to The MMQB's Jenny Vrentas about this story when she reported for the Newark Star-Ledger, and Haley said he thought, "There is no way. This guy is dead."

Both of Lynn's lungs collapsed. He suffered temporary paralysis in both legs. He had to have facial reconstruction surgery. He needed knee and shoulder surgery. That first night, Haley stayed at Lynn's hospital bedside. "The breathing was what I remembered," Haley told Vrentas. "His nasal cavity was open, and it was an awful sound ... Nobody survives that."

Dallas owner Jerry Jones sent his plane to ferry Lynn's family to California to be by his bedside. Jones provided the Lynns with a place to stay, and he sent meals to the family as Lynn recovered. Lynn was back on the job within two weeks, sore but coaching.

It's not the defining night of his life. But recalling it, he gets emotional.

"It all happened so fast," he said. "I didn't really know what was happening. I just remember seeing these lights, then flying, and landing on this vehicle. Then I remember lying on the pavement. It was cold. I was going in and out.

"And I remember Todd—I will never forget Todd as long as I live—holding my head up, saying, 'Hang in there, hang in there.' But you know, I'm sure he thought I was dying, right there in the street."

So today, Lynn might not relive the whole scene. But if he sees Jones, and he hopes he does, he'll thank him profusely for being so good to him and his family. It's been 12 years, but "I will never forget what Jerry did. Jerry will always have a soft spot in my heart."

"Here we go," Lynn said, "going back to Dallas on Thanksgiving Day, sort of my hometown. I have a lot of friends there. That's kind of cool. That's another thing I'm thankful for, how this went down with [playing] the Cowboys on Thanksgiving, and how it's all gone full circle."

So this is a great day, in many ways, for Lynn and the Lynn family. You can hear why he's thankful, along with snippets of gratitude from people around the NFL, on my podcast.

One last thing: The driver, Sergio Sandoval, was apprehended and charged after the accident. He could have been sentenced to seven years in prison. As Vrentas reported, before sentencing, Lynn got a call from the prosecutor to find out his feelings about the case. Lynn asked if Sandoval had a family (he did, a wife and two children), and if he had any prior alcohol-related driving offenses (he didn't). Lynn requested that the prosecutor give Sandoval the minimum.

Sandoval was sentenced to 300 days in county jail and five years' probation—when it could have been much worse.

So if you're in search of a rooting interest today in the second game of the NFL's tripleheader, there's Anthony Lynn, thankful for his life on this Thanksgiving Day.



# Chargers Coach Anthony Lynn is enjoying the brotherhood of NFL coaches, even if that means skipping breakfast

By Dan Woike  
LA Times  
March 28, 2017 at 2:20 pm

Anthony Lynn, the Chargers' new head coach, has been surrounded by well-wishers all over the grounds of the Arizona Biltmore. From the coaches he's worked for to the reporters who covered him to the owners with who he'd interviewed, everyone — to use Lynn's word — has been "cool."

But breakfast Tuesday morning? That was just plain cold.

His scrambled eggs were pushed around the plate, and the breakfast potatoes, a slice of bacon and oatmeal were all untouched after speaking with reporters for an hour during the AFC's coaches breakfast.

"Next year," he said, laughing, "I'm getting here earlier."

Maybe the biggest lesson Lynn has learned in his first months as an NFL head coach is that you never know when you're going to learn a big lesson.

None of the words shared by his colleagues stuck out as profound, job-changing ideas. But Lynn said he knows that when situations arise, the things he's learned during the league's annual meeting will surge to the surface.

"It's always been a huge brotherhood, but it's even tighter when you get here with these other 31 coaches," he said. "All they want to do is help you, give you advice and [help you] learn from their mistakes and success."  
It's not a feeling he's getting too used to because the goodwill has very defined limits.

"Game day is a friendly handshake, and then, it's all about kicking somebody's .....", he said, knowing the 31 other coaches feel the same. "Right now, we're shaking hands, giving advice and mentoring one another."

It's a job full of perks not limited to the paycheck. Head coaches, team execs and league owners spent Monday night at a cocktail reception with a fully stocked raw seafood station and free beer, wine and cocktails being served behind a giant bar made entirely of ice.

Oh, and there were fireworks too.

But the journey to top coach, one that took Lynn to six franchises as an assistant over a 16-year span, comes with a cost.

"I think I'm further away from football than I ever have been with all the day-to-day operations of a head coach," he said. "I think I expected that. It's still different."

The brotherhood that Lynn has enjoyed so much in Arizona this week? There are elements you don't get inside your own building when you're the top guy, he said.

Defensive coordinator Gus Bradley has his guys. Offensive coordinator Ken Whisenhun has his guys, and special teams coordinator George Stewart has his.

"There are some days I come into the office, and Ken has his group, Gus has his group, George Stewart has his group, and I'm kind of twiddling my thumbs," Lynn said. "No one wants you to come into their meetings because you come in and start changing too many things. I used to be a guy who hated when a coach would come in. I try to stay out and let them do their things because they're great coaches."

Instead of getting in the "room with his guys," which he said he misses most, Lynn is immersed in everything, including the upcoming draft.

On Tuesday, he was asked about selecting a quarterback, and Lynn didn't shy away from speaking his mind.

"I think we do have to get a young quarterback on campus. We have to start developing someone because we have two veteran quarterbacks," Lynn said, referring to Philip Rivers, 35, and Kellen Clemens, 33. "Both of them are long in the tooth. I think they have some good years left in them — don't get me wrong — but you have to start thinking about down the line too."

Lynn's been thinking down the line for years, planning and working for his shot at running his own football team.

"I did think I'd get a chance. I thought it would be a lot sooner, but I did think it'd eventually come," he said. "It was a passion. It was something that was on my heart and something I worked a lot of hours trying to accomplish. Usually it works out. If you do the right things and work your ... off, usually it works out."

And when it doesn't work out? You walk away from the table, belly empty, with a plate of cold food left behind.

## Chargers head coach Anthony Lynn and the currency of truth

By Eric Williams  
ESPN.com  
Friday, June 2, 2017

SAN DIEGO -- One noticeable change at Chargers Park with the addition of Anthony Lynn is that the new Los Angeles Chargers head coach does not deal in "coachspeak."

Lynn says what he means, sometimes to his detriment. However, it's been refreshing to deal with a coach who's comfortable enough in his skin to not mince words in his dealings with both the players and the media.

In a story by Albert Breer of The MMQB, Lynn talked about eliminating distractions during offseason work and making sure the team's relocation to Los Angeles and injury history are not used as a reasons for poor performance in 2017.

"To me, that's just excuses," Lynn said. "It's the National Football League, and we're all talented. I mean, this is an elite group of men. I don't think there's a non-talented team in the

National Football League. The facts are, and I deal in the currency of the truth, we won nine games the past two years. We're below average. So we have to change some things that we're doing. We have to approach it better. We have to play better."

It's interesting to note that during the time he was interviewing for his job, Lynn still believed the team was staying in San Diego. The Chargers announced the move to Los Angeles on Jan. 12. A day later, the team announced Lynn's hiring.

"I have to be honest with you: I didn't think we were going to be leaving San Diego, I really didn't," said Lynn. "It wouldn't have mattered much. I was looking at the organization and I felt like the organization was a fit for me. But I did have to start thinking about things differently, once we decided we were moving."

Tom Krasovic of the San Diego Union-Tribune writes that it's a shame Lynn did not take over the team years ago because he believes San Diegans would have enjoyed his honesty.

Krasovic: "I don't think any NFL coach has or will deal entirely in the 'currency of truth,' but Lynn is a refreshing presence for an organization that far too often came off as tone deaf, timid, foggy, cocooned, even paranoid, from ownership down."

As Chargers receiver Travis Benjamin expressed in an interview with the NFL Network, players have appreciated Lynn's no-nonsense approach.

"He's laid-back, calm, cool and collected," Benjamin said. "And he means what he says. And he's a players' coach, which everyone respects. He'll call you out when he needs to, and when things need to get done, he's willing to go out there and do it."

I'm not sure I agree with the players' coach part, but I understand Benjamin's sentiment. Lynn is not worried about whether players like him or not, only that they respect him.

Lynn's job is to coax, prod and cajole players into playing to their potential, by any means necessary. It's the reason he brought on a new training staff led by John Lott and implemented track workouts to improve endurance, with the hope that better conditioning will reduce soft-tissue injuries when players are fatigued late in games.

Lynn's mantra has been competition in camp. He's focused on taking care of the football and improving a special teams unit that finished last in the NFL last season.

While Lynn's emphasis on telling the truth is refreshing, the new approach will lose effectiveness if the Chargers don't win games. So we'll reassess Lynn's approach midway through the regular season to see if it's really working.

# Chargers' Anthony Lynn trying to buck a trend: former running backs don't make it as head coaches

By Dan Woike  
LA Times  
Friday, September 8, 2017 at 6:25 pm

Anthony Lynn wants to make something that should be obvious very clear.

"Don't ever get me wrong," he said. "I don't compare myself to Vince Lombardi."

No one would mistake a coach without an NFL victory, one entering a season as the top man for the first time, for professional football's most iconic coach — the man for whom the Super Bowl trophy is named.

But as Lynn devoured Lombardi biography after Lombardi biography, trying to study the game's best, the Chargers' new head man found himself relating. He, like Lombardi, loved coaching the nuances of the running game. He, like Lombardi, had struggled to find a head coaching job. He, like Lombardi, thought that maybe it was related to prejudice.

"In reading those books, I was like, 'Dang, there are some similarities,'" Lynn said.

The Chargers don't need Lynn to be Lombardi. They do, however, want him to get that trophy into the building for the first time. It's a lofty goal for someone with a pedigree that hasn't often transformed into a successful NFL head coach.

Lynn is trying to buck a pair of trends that have existed since long before Lombardi — running backs don't make it as head coaches and guys who coach them usually don't make good ones, either.

Lynn spent six seasons as a back in the NFL, four with Denver, after going undrafted. Upon retiring, he immediately joined the Broncos coaching staff, beginning a 17-year odyssey to getting a head-coaching job.

"Running backs, for whatever reason, become pigeonholed," Lynn's longtime colleague Rex Ryan acknowledged.

It's a conception that's existed seemingly forever. As far as modern NFL running backs go, only former Denver coach Dan Reeves transitioned into a coach good enough to win 20 or more games.

After retiring as a player and spending two years as a special teams assistant, Lynn spent the next 14 years coaching running backs in the NFL, becoming a coordinator only after Ryan fired his offensive coordinator, Greg Roman, last season in Buffalo.

After the Bills fired Ryan, Lynn served as the head coach for the final game of the season, a loss, before being hired by the Chargers.

Ryan, who coached with Lynn for eight years in New York and Buffalo, said he knew Lynn someday would be running his own team.

"He's a star. There's no doubt he's a star. And, he's going to be a star," Ryan said. "Everything

he did, man, holy [expletive], I knew I had the best coach in the league. That's how I felt."

But that's not how everyone felt, evidenced by Lynn's slow rise from positional coach.

Along the way, Lynn's frustration almost pushed him onto a more traditional path to getting a top job — coaching other positional groups in an effort to seem more diversified to NFL owners and general managers.

"I was impatient. I probably should've been more patient, but I was seeing some of my counterparts move up faster than me. At one point, I wanted to switch positions. I thought that would help me move up faster," Lynn said. "But when I looked at the running back position and the receiver position, I thought the running back position would get me more prepared.

"I'm an expert in run-game scheme. I'm an expert in protection. Protecting the quarterback is the hardest thing to do in the National Football League right now. And not only that, I'm involved in the passing game. I just felt like I was learning more at that position than if I was just coaching wideouts or coaching quarterbacks."

And, Lynn thought, if coaching running backs helped prepare Lombardi, it certainly could work for him.

Prior to becoming an icon of excellence, Lombardi — an undersized guard on the football field — orchestrated the ground game at Fordham and Army before finally being hired as the Giants' offensive coordinator.

He was 45 years old when he was hired to run the Green Bay Packers. Lynn was 48 when the Chargers hired him.

As Lynn read books like "When Pride Still Mattered" by Davis Maraniss — the one Lynn likes to recommend — he started to notice parallels that inspired him.

"I didn't know he (Lombardi) coached running backs forever. I didn't know he felt discriminated against because he was Italian — everyone was passing him up. Then he becomes an OC for a year and becomes the best coach ever," Lynn said. "I just identified with him. I loved his concepts and his philosophies. Those things you can still coach today. Those things don't get outdated."

"He was always himself," Lynn added. "He didn't try to be like his mentors. He didn't try to be like this other guy. He was always true to Vince."

While Lynn's list of mentors is deep — Texas Tech's Spike Dykes, 49ers legend Bill Walsh, Bill Parcells and Romeo Crennel — Lombardi influenced the thing about Lynn that's impressed his new players most. Be yourself.

In Maraniss' book, he notes that a pair of laminated cards served as Lombardi's bookmarks, including one that read, "Be in peace with many but let one in a thousand be thy counselor" — a verse from the book of Ecclesiastes in the Bible.

Lynn has taken that approach to his first true head-coaching job.

Learn from Walsh, Lombardi, Parcells, Crennel and Ryan — but don't try to be them.

"He knows the importance of being real," Chargers offensive lineman Matt Slauson said. "If players see that fakeness out of you, they're going to jump all over it. I've seen a lot of coaches try to emulate, say the Bill Belichick style, and it's just not them. When you see it, it's not real and it's obvious.

"You want to be who you are."

And in a short amount of time, Lynn's players have learned who he is.

They know he's competitive. They know he's compassionate to their needs as players because he was one. They know he trusts the leaders on the team to play a big role in the direction the group goes. They know he'll tell the truth.

"Don't ask him where you stand unless you can handle the answer because A. Lynn is going to tell you," Ryan warned.

And, Lynn knows to keep the "filler" to a minimum.

"If he has to say something and can do it in seven words, he's not going to use eight," Chargers safety Tre Boston said. "He doesn't like wasted movement, wasted energy. That's not him."

And, he believes he can reach anyone.

Ryan, who fittingly will be in the television booth as an analyst for Lynn's Chargers debut Monday night, remembers a running back that teams had quit trying to teach pass protection. Lynn, Ryan said, cracked that code.

"He can touch the right buttons on every single player. He's unique this way. I knew that about Anthony almost right away," Ryan said, and added, "He's very creative in the ways he'll teach."

There's a determination that Lynn possesses. It's what allowed him to keep working with running backs even if it pushed his coaching timetable back. It's how he's impacted Pro Bowlers and practice squad members. And, the Chargers hope, it's how he'll help the organization break through in Los Angeles.

Inside his office at the team's new facility in Costa Mesa, in the corner of a window that faces out to manicured green grass, there's a reminder of the formula Lynn wants to use.

On the right, there's a picture of the Lombardi that people most commonly remember — fedora, spectacles and a toothy grin. And next to the image are these words, one of Lombardi's most famous quotes: "The difference between a successful person and others is not a lack of strength, not a lack of knowledge, but rather in a lack of will."

Lynn knows his work is just beginning.

"Now is when it really starts for me," he said. "This is when you grow, when you evolve. You haven't done anything yet because if you get this and fail, it can make it worse. It starts now.

"Now, it's real."

## Inside Brandon Mebane's Plant-Based Diet

By Hayley Elwood  
Chargers.com

Monday, August 7, 2017 7:21 pm

Entering his 11th season in the NFL, Brandon Mebane decided to make a change.

After watching a series of food-documentaries that according to Mebane "all had something special" about them, Mebane decided to make the switch to a more plant-based diet. Although he said it's been harder to maintain during camp, he chose to implement the change to take control of his health and also put that new education to work.

"I wanted to look at education on the body, foods and for my kids, also," Mebane said. "The other thing is that after football, (my health) is very important (to get this weight off). During football, I wanted to try something to help my stamina so I can play longer on the field, not fatigue as quick and try to make more plays."

One of those documentaries that was the impetus for the change was *What the Health?* As Mebane explained on his blog last month, when he watched it, he was stunned.

"I used to think that big football players like ya boy needed meat to play effectively. However, the documentary has a number of vegan world class athletes who were at the top of their game. It was surprising to learn that we can get all the protein we need from vegetables. I haven't completely given up meat, but eating less of it has given me a new found energy. I even weigh less than I did last season. I feel explosive!"

Mebane eats three meals a day and considers his snacks "off and on." Out of those three meals, only one will contain meat. For him, it doesn't matter which meal is the meat one as he chooses it based on his mood that day and how he's feeling.

He does have a current weakness though – cookies at the training camp hotel.

"(During) lunch and dinner, I'm always putting salad on my plate along with some fruit. Then it's going around and freestyling and seeing what is around and try to figure it out."

Although the switch may seem hard, Mebane mentioned that it was actually the opposite. If it keeps him healthy and helps his game, then he's all for it.

## Casey Hayward Continuing Mother's Legacy of Philanthropy

By Hayley Elwood  
Chargers.com

Sunday, May 14, 2017 1:28 PM PDT

Mother's Day for Casey Hayward is bittersweet this year. This will be the first without his mother, Tish, after she lost her battle with breast cancer last July.

But for the cornerback, he's commemorating the holiday in a big way; continuing his mother's

legacy of giving back through the family's Hayward's Hands foundation.

"Doing something in her name was nice because she was such a good person," Hayward explained. "I feel like that's the type of thing she would have done if roles were reversed. I was trying to keep this in my mom's name and do some good. We committed to giving out scholarships for the next nine years, so it's something our team decided to do."

Just over a week ago, Hayward gave away scholarships to two young women at his alma mater, Perry High School. Each was worth \$5,000.

"We decided to give a couple scholarships this year to two young women who are well-deserving of the awards. They can use the scholarships for whatever they want towards school as long as they keep their grades up. It can go for books or tuition."

Hayward's Hands is a 501(c)3 non-profit which serves Perry through community and outreach programs. Along with providing scholarships, the organization hosts an annual holiday toy drive, provides free Thanksgiving dinners and runs cheer and football camps

Giving back to his hometown is an experience Hayward never gets enough of.

"It's awesome to give back. That's what it's about. Since I've been in the NFL, I always wanted to give back as much as I could. We do so much back home in Perry. It's easy to give back and show support."

Hayward and his family have heavily been involved in the foundation since its inception. But since his mother's passing, he said they are giving it a "team effort" by collectively pitching in to help as much as they can. For Hayward, honoring his mother is the least he can do after everything she did for him and those in need of help.

"It shows the type of person she was. She would always give. She would give the shirt off her back to anybody. To start the foundation, Hayward's Hands, is symbolic. It's our name and with hands, we like to touch the lives of people. Any time we can touch people and the community, we'd love to do that."

## Derek Watt Scouts Younger Brother T.J. Heading into the Combine

By Hayley Elwood  
Chargers.com

Friday, March 03, 2017 10:40 AM PST

It's a rare occurrence, but come the end of April, the Watt family will have three brothers playing in the NFL.

All eyes are on the youngest, T.J., this week in Indianapolis at the NFL Scouting Combine.

Although T.J. announced at the beginning of the year that he was declaring for the 2017 NFL Draft, the concept of having three brothers play in the league hadn't fully donned on Derek Watt until the Super Bowl.

"We just took a minute. Our whole family was there, and we just kind of appreciated that our

hard work has paid off. In a short period of time here, that dream will come true for all three of us. It's a pretty cool feeling, that's for sure."

While he admitted he and his family never fully anticipated having three Watts in the league, Derek said the way they grew up and the work ethic that was instilled in J.J., T.J. and him doesn't make it surprising.

"It's crazy and not common at all, but we pushed each other growing up. Our dad was our coach in a lot of our sports and he pushed us hard. We wouldn't be here where we all are today without him, and our trainers and coaches who helped us throughout the way. We all have a tremendous work ethic and with (that) and pushing each other in our workouts and striving to be our best is how we got here."

Another product of Wisconsin, T.J. played linebacker from 2013-2016. After redshirting and battling through injuries, he and Derek were finally able to play on the same team again, which was something they had done many times growing up.

"We're closer in age than J.J. and I, and we lived together in college for a year and played together both in high school and college. We have that relationship of being on the same team. J.J. was always kind of envious that we had that opportunity and he never had that. It was definitely special."

Derek added that while none of them played on the same team last season, their brotherly bond was kept tight by a group chat. The three Watts would text each other after each game and provide positive feedback. As Derek put it, "We all care about each other and want to see each other do our best so we're extremely supportive."

So what will a team get in drafting T.J.?

"He's a tremendous athlete and has a lot to offer," Derek said. "His size is one of his strengths and he has a lot to bring to the table. He only has a couple years under his belt at outside linebacker, but he's taken that (position) and run with it already. I can't wait to see how he continues to develop because it will be special."

T.J. made his presence known for the Badgers this past season notching 63 tackles, 15.5 tackles for loss and 11.5 sacks. In addition, he had two forced fumbles and an interception, which he returned for a touchdown.

As Derek put it, his brother's success was not a surprise.

"I've had a front row seat to how he's developed. He played with me when I was young, and I was obviously the older guy on the teams, but he was playing. It wasn't like he was just on the team. In college, he had a couple hiccups where his injuries held him back a little bit, but really he's going to be special. In high school, he was a great player but in college he only got better."

While both Derek and J.J. have gone through the draft process, Derek said they are providing any advice they can, but are mainly eager for T.J.'s next chapter.

"We'll be extremely excited for him and will be either with him, or in extremely close contact

when he has the big day and is able to get that phone call. I don't think he'll have to wait quite as long as I did, but it's going to be a special day for our entire family. It'll be emotional and it'll be that next step. We'll obviously be very proud of him, grateful and excited for the future."

## J.J. Watt Proud of Younger Brother Derek

By Ricky Henne  
Chargers.com

Monday, April 10, 2017 11:00 AM PDT

For National Sibling Day, check out this article from November of 2016 in which Houston Texans' star J.J. Watt weighed in on his younger brother, Derek.

Sunday's Week 12 match against the Houston Texan is a game fullback Derek Watt circled on his calendar the moment he was drafted. After all, it would provide a rare chance to face off against his older brother, J.J..

Unfortunately, Houston's star defensive end won't suit up as he is out for the year with a back injury. While he'll miss the game, the elder Watt couldn't be prouder of how Derek has performed over his first 10 games as he's kept a close eye on his younger brother.

The more J.J. talks, the clearer it becomes he's a fan of Derek's game not because of his name on the back of the jersey, but for how he performs on the field.

"Derek is a very versatile player who can clear out a linebacker up the middle or catch passes out on the edge. He is very smart, works extremely hard and is always willing to do whatever is best for the team. He does a great job on special teams, and it has been fun to see him and Melvin (Gordon) on the same team this year and some of the things that they have been able to accomplish together."

He then laughs, adding, "You also have to watch out for the occasional 53-yard reception."

It's an unfortunate fact that fullbacks often go unnoticed as their dirty work in the trenches gets overshadowed by the end result it produces. However, the revitalized Chargers ground attack wouldn't be as effective without Watt, as the rookie has been a key factor helping Gordon author one of the top seasons for a Chargers running back through 10 games.

At the same time, as the 53-yard catch and run against the Broncos J.J. references proved, Derek has the ability to make the splashy play when called upon. After all, it was the longest reception by a fullback in Chargers history.

Watt joined the Bolts as the 198th overall pick in the sixth round out of Wisconsin. He enjoyed a solid career in Madison, rushing 13 times for 60 yards while catching 30 passes for 309 yards and one TD. The Waukesha, Wisconsin native particularly thrived blocking, as the Badgers routinely ranked among the best rushing teams in the country over his tenure, including a pair of seasons paving the way for Melvin Gordon.

However, when he was drafted, most headlines throughout the country focused on the Bolts adding J.J.'s younger brother instead of focusing on the merits of Derek's play. It's the

same issue facing the youngest brother, T.J., who has followed in the Watt family footsteps by starting at Wisconsin.

Nonetheless, Derek has established a legacy of his own as a rookie, and J.J. couldn't be prouder.

"This is one area where I am unbelievably proud of my brothers," J.J. said. "It would be very easy for them to be bitter about always being labeled 'J.J.'s brother' or always having someone bring my name up when talking about them. But the way that they have handled themselves, the way they have embraced our brotherhood while at the same time, working to create legacies of their own, is truly special. Everything that they have accomplished, they have earned. They have worked, sacrificed and given everything that they have to put themselves in the position that they are in. Nobody should ever take that away from them. We will always be brothers and we will always be proud of each other, but they deserve full credit for their successes because they earned that."

J.J. and Derek grew up extremely close as they are only three years apart in age. In fact, asked to share memories of his younger brother, the first thing that comes to mind is something many siblings can relate to.

"He loved chicken nuggets! One of the main things that I remember about growing up with Derek is that no matter where we went, no matter what restaurant we went to, he always ordered chicken nuggets. Every time."

He then pauses and gets more serious.

"The other thing that I know about Derek is how service-oriented he is. He was always extremely tough and violent on the field, but off of the field he has always done an incredible job of giving back, whether it be volunteering or hospital visits, he has always gone the extra mile to give back to those in need."

Family and football are two pillars of the Watt family. So, J.J. made sure he was able to catch Derek's last game as a high school senior as he was on a break at Wisconsin. It turned out to have a heartbreaking ending, but was a moment that bonded the two brothers.

"It's easy to talk about the good times and everyone expects a brotherhood to be strong in the good times, but one of my strongest memories between us was during his senior year of high school when I got a chance to be at his last game. Unfortunately, they lost in the playoffs. Anyone who's played high school football before knows how tough that last loss to end your senior season can be. After the game, I met him out on the field and just gave him a hug. (I) told him I'd been there before and I knew the emotions that he was feeling. I kind of let him have that moment because I knew how much work he put in and how important it was to him at the time. It's very cool to be able to share moments that we have both lived through and discuss them from a similar perspective."

Derek arrived in Madison as a freshman the same year his older brother made his debut in the NFL as the number 11 overall pick. While their college careers never overlapped, J.J. kept close tabs on how Derek was performing. It was during this time he realized his brother was also destined for a future in the NFL.

"As his career went on at Wisconsin, it became clear that he had what it takes to make it to the next level. When he picked up the fullback position so quickly after switching from defense, I knew that the playbook would never be a problem. Then as he continued to play and grow within one of the best rushing offenses in the country, you could tell that he was beginning to develop into someone who could play in the NFL."

What once seemed to be a pipedream to both play in the NFL is now a reality. J.J. is overcome with emotion each time he sees the kid who loved chicken nuggets make a big play and unleash a crushing block.

So what's it like to know his younger brother is now in the NFL?

"I have tried to come up with some elegant way to put it, but to be honest, all I can say is that it is very cool. It is one of those things that was a complete fantasy as a kid. Every young football player dreams of playing in the NFL, but to be able to play in the NFL yourself, have your brother play in the NFL and have your youngest brother playing for the #7 team in the country? That's just crazy. So it is very surreal, it is very cool and it is a testament to what hard work and dedication can accomplish."

## From cruises to Zac Brown Band concerts, the Watt family album reveals tight bonds

By Jeremy Fowler  
ESPN.com  
Wednesday, June 7, 2017

The NFL has an unlikely pipeline in Pewaukee, Wisconsin, home of three draft picks bearing the same last name.

But football is only part of the Watt family blueprint.

Brothers J.J., T.J. and Derek Watt have bonded over European vacations and country concerts. They've shared packed rental cars on family trips to Florida. They drive one another to improve on the field and support one another off it.

J.J. Watt, the three-time defensive player of the year, appreciated that reality on an April conference call with Pittsburgh media after T.J. was drafted by the Steelers in the first round.

"It's just a blast to watch each other have success," J.J. said.

T.J., 22, and Derek, 24 -- selected by the Los Angeles Chargers in the sixth round in 2016 -- aren't just the younger brothers of J.J., 28. They're promising NFL players in their own right. But they always have J.J.'s back, including as his fake "security team" when fans swarm the megastar on family cruises.

The Watts agreed to share a few photos of moments that helped shape them. ESPN got the story behind each one.

### A goalpost and a proud grandpa

J.J. Watt came back to Pewaukee for a few days in 2011, the year he was drafted by the

Houston Texans, so the family decided to take to the local field for a photo op. The brothers savor the memories from that day because of their special guest in the picture, their grandpa Jim, who died in February 2014.

T.J. Watt, Pittsburgh Steelers outside linebacker: "We actually took my grandpa up there when my grandpa was still alive. He was our biggest fan. He was at every single practice, every single game. We thought it would be cool to get a photo shoot with everyone in the family and grandpa in his No. 1 Pewaukee jersey to match what we had. It was just really special. We're always so busy, we never have the time to take pictures."

Derek Watt, Los Angeles Chargers fullback: "Everyone [in town] knew who he was, and he always had on the Pirates gear. I know how much he meant to us all. There's also a photo from that day of my mom taking a snap, and we're in the Wing-T formation."

\*J.J. Watt, Houston Texans defensive end: "How proud [Jim] was of what my brothers and I were able to do for our family name ... that's why we go out there and try to live our life the right way and work hard and do things the way we do things: because we want to make our family proud."

T.J. Watt: "Very, very ugly mohawks."

#### **A very public water excursion**

The Watt family loves cruises. They take one every year. This 2014 trip happened as Wisconsin basketball was playing Kentucky in the Final Four. J.J.'s star status presented a few roadblocks, but the three brothers eventually found a quiet spot to watch the game in their fresh Badgers gear (UK won 74-73). They also found time to appreciate their prospective football paths: Derek was entering the season as Wisconsin's starting fullback, and T.J. had signed with Wisconsin a year earlier.

T.J. Watt: "We can't do cruises anymore, because J.J.'s too dang famous. You get trapped on the boat. We had to find our secret hideouts. We always make the best of each moment. My parents have been on so many cruises that they have lounges they have access to."

Derek Watt: "When we were younger, T.J. and I would act like we were [J.J.'s] security team. Once he's noticed by a bunch of people, it gets crazy. He loves the fans and handles it great. Sometimes we like to eat dinner in private, but fans are usually really good about it."

#### **'Modern-day gladiators'**

Last summer, J.J. took his brothers to Europe for a 15-day excursion to Dublin, Paris, London and Rome. The goal? "See the world," J.J. said. For three football players, checking out the Colosseum was high on the agenda.

\*\*J.J. Watt: "We'd be awake in the middle of the night, and we'd be sleeping in the middle of the day, but we'd always find time to train. We went on a jog down the Champs-Elysees [in Paris] by the Arc de Triomphe. We did a workout in this awesome weight room in London that overlooked Big Ben. It was really cool just kind of finding these gyms and being able to experience these incredible things and see all these landmarks and sights all over the world

and realize how far we've come but at the same time not forget why we get to do all these cool things."

Derek Watt: "That was the highlight of the trip: learning about the gladiators and what they did in the Colosseum. I guess we called ourselves modern-day gladiators. This was their arena where they performed."

\*\*J.J. Watt: "I'm hoping now that [T.J.'s] been drafted, he can take me and Derek on a trip sometime."

#### **Always room for one more vacation**

The Watts did not have an extravagant upbringing, but the family prioritized killer family vacations and weekend getaways. John Watt, a firefighter lieutenant, sometimes logged overtime hours to make sure the trips were top-shelf. In this picture, the Watts are enjoying a slow weekend at a Devil's Lake cabin outside Madison, Wisconsin.

T.J. Watt: "Those family trips are really important. I think we will remember them forever. Our parents were extremely hard workers."

Derek Watt: "Those trips were normal to us, but now that we're older, we know not everyone gets those things. That's why we're so close as a family."

#### **Country music and playground games**

The Watts have similar interests. Football and country music are high priorities for the three brothers. A few summers ago, J.J. blended those two worlds by taking his brothers to a Zac Brown Band concert at the Alpine Valley Music Theatre in East Troy, Wisconsin. Things got weird backstage.

Derek Watt: "We played four square with the band until 3 a.m. Things got pretty intense. We really wanted to win. There was supposed to be a whiffle ball game, but the band started putting the lines out, and next thing you know, we're playing four square."

T.J. Watt: "J.J. is really good friends with Zac. To hang out as a group in a relaxed setting and not talk football was special. Zac Brown is always lights-out."

#### **Island perspective**

Derek believes this picture took place at SeaWorld Orlando, which reminded him of driving around central Florida in an undersized rental car with luggage on his lap. The Watts were making a pit stop on the way to the coast for another cruise, which got T.J. thinking years later.

T.J. Watt: "You go to new beaches every day, and it's a lot of fun, but it allowed us to not take things for granted. You go to all these cities and these islands and you see what people are living in and going through, and it really puts things in perspective when you get back on a billion-dollar cruise ship and eat whatever you want to eat. You'd go to these villages and bargain for a wooden sculpture, and it reminds you: This guy works for hours, and he only gets \$5 for this sculpture."

## **Chargers rookies Forrest Lamp and Dan Feeney are roommates and study buddies**

*By Eric Williams  
ESPN.com  
Tuesday, May 16, 2017*

SAN DIEGO -- During the pre-draft process at the Senior Bowl and the NFL scouting combine, offensive linemen Forrest Lamp and Dan Feeney developed into fast friends.

Lamp said the easygoing Feeney reminded him of teammates back at Western Kentucky. The two exchanged numbers and kept in touch, never really expecting they would become teammates.

But that's what happened on Day 2 of the draft, with the Los Angeles Chargers selecting Lamp in the second round and Feeney in the third round.

"It makes it a lot easier when you know somebody," Lamp said. "I got drafted in the second and I saw Dan get drafted right after me. And as soon as I saw that I texted him and said, 'It's great to be teammates.'"

Not only are the two teammates, they're now roommates in a hotel near the team's practice facility in Chargers Park, as the team spends one final month in San Diego before moving operations to Costa Mesa, California.

"He's a pretty good roommate, so it's been pretty solid so far," Feeney said about Lamp. "He's pretty clean -- there's been no issues with that."

The additions of Lamp and Feeney are part of a revamped offensive line for the Chargers. General manager Tom Telesco stood pat at offensive line in 2016. With a combined salary of \$20.3 million last season, the front five did not play to that potential in terms of production.

The Chargers nearly had a 1,000-yard rusher, with Melvin Gordon finishing 3 yards away from that milestone. And quarterback Philip Rivers managed to make the Pro Bowl, throwing for 4,386 yards and 33 touchdowns.

However, the Chargers had trouble consistently controlling the line of scrimmage last season. They averaged just 3.8 rushing yards per carry, No. 26 in the NFL. And Rivers was under siege at times, getting sacked 36 times (tied for 19th in the NFL).

Telesco released three offensive line starters in left tackle King Dunlap, right guard D.J. Fluker and left guard Orlando Franklin during the offseason. Meanwhile, the Chargers signed Russell Okung to a lucrative four-year, \$53 million deal as the team's new left tackle. New head coach Anthony Lynn said he will have an open competition at left guard, center and right guard.

For now, Okung and Joe Barksdale are penciled in as the Chargers' left and right tackles. Last season's center, Matt Sluason, has worked at left guard during offseason workouts -- the same place he played for the New York Jets when Lynn served as their running backs coach.



Spencer Pulley, an undrafted rookie out of Vanderbilt last season, has worked at center during offseason workouts and Lamp spent time at right guard during rookie minicamp.

Last year's third-round pick, Max Tuerk, is expected to compete for the starting center job, while players like Kenny Wiggins, Donovan Clark and Feeney should also be in the mix to compete for time.

Lynn said the work Lamp and Feeney put in together on the field over the weekend in preparation for the first time the two will practice with the veterans on Tuesday served them well.

"With all of our communication and protection schemes we run, as rookies it's important for those guys to get into the huddle, break the huddle, get to the line, go up against those fronts and make their line calls," Lynn said. "Because things change at the line of scrimmage, so that's important for us.

"We think [Feeney] can play center for us. We've got two guards and a center position where we're kind of looking at different combinations, and he's definitely in the mix."

Lamp and Feeney were both four-year starters at their respective schools and are familiar with zone and power-run schemes, so that should ease the transition to offensive coordinator Ken Whisenhunt's scheme.

Lamp played three games at guard his freshman year before moving out to left tackle, where he spent the rest of his time at Western Kentucky. Feeney played right guard and right tackle at Indiana.

The two started a combined 97 games in college, so their durability -- something that has been a problem for the team's offensive line the last two seasons -- should not be a major concern for the Chargers.

Lamp and Feeney have used their time together as roommates to help get down the playbook.

"Absolutely," Feeney said. "I think that's one of the best ways to study -- saying it out loud and talking in your own language, and then you're like, 'Oh yeah, that makes more sense.' When you say it yourself, it just clicks differently."

Feeney understands that he and Lamp have been brought in to compete for starting jobs.

"We're football players, and we want to get out on the field and play -- that's our biggest thing," Feeney said. "But we've got to do whatever the team needs. And if they want us to get a little stronger and work on our technique instead of playing every game, so be it. But you've got to keep that competitive edge and want to play every time."

## Former Notre Dame Co-Captains Reunite as Chargers Rookies

*By Ricky Henne  
Chargers.com  
Saturday, May 13, 2017 5:44 PM PDT*

Nearly 30 minutes have passed since practice ended, and Notre Dame's defensive captains Isaac Rochell and James Onwualu remain

tucked away in the corner of the locker room, actively rehashing the day's work.

Only they aren't in South Bend, nor part of the team's veteran leadership.

Instead, the former Golden Domers are rehashing Saturday's early morning practice during the Chargers' rookie mini camp. The Bolts drafted Rochell, a 6-4, 280-pound defensive end, in the seventh round while Onwualu, a 6-1, 242-pound outside linebacker, signed as an undrafted free agent.

"I tell people (having him here) is a game changer," Rochell said. "Just the comfortability of having somebody I'm close with here to decompress after practice and learn the defense with makes it easier."

"He's somebody I can rely on just to be honest," Onwualu added. "We hold each other accountable. We've built that (trust) through four years. Having him on the field with me every single snap, I can look at him and he'll push me to keep on going. We have that bond together we built in college. And like he mentioned, learning the defense could be a steep learning curve. Being able to help each other take that step, which is a difficult thing for a lot of the rookies, definitely helps."

The pair first met over five years ago during the recruiting process to Notre Dame.

"When I was being recruited they told me, 'You are going to be great friends with Isaac Rochell,'" Onwualu recalled. "I had just finished up a mission trip, and so did he. We were doing similar things in high school and had similar interests. We became friends early on and got closer throughout college."

Their relationship grew tighter each season, especially last year as the two served as the team's only defensive captains during a rocky season in South Bend. After going through those trials and tribulations side-by-side, they trust one another to lean on when times get tough.

As fate would have it, both players were in Manhattan on the final day of the draft. It was only fitting that they celebrated their NFL future together over a home cooked meal Onwualu's mother cooked at his brother's apartment.

"I was drafted and left to get something to eat," Rochell said. "Then he texted me something like, 'See you in Cali!' I got super hyped! I called him and he told me he was coming out here, so I was super excited. We were in the same city, so we celebrated together. That's what's crazy. We worked out together from our Pro Day until the draft. Every day we were getting together stressed over where we were going to go. Then we end up on the same team. It's just crazy."

While Rochell learned his future in the seventh round, Onwualu had a decision to make once the draft ended.

The linebacker didn't lack for suitors.

In fact, 17 teams contacted him when the draft ended offering him a contract, but there was no doubt in his mind he had to don the lightning bolt. Not only does he believe Defensive Coordinator Gus Bradley's system suits him to a tee, but he also grew up a fan of the team.

"I still have LaDainian Tomlinson's poster above my bed," he laughed. "I've been a Chargers fan since I was younger. I was a running back growing up, and he was my favorite player.

Then I made a visit earlier in the process with the Chargers, and met the coaches. They explained to me where they saw me fit, and I saw an opportunity to help the team. I'm excited to be part of the organization, and help the team as they make the transition to L.A."

## Chargers rookie Isaac Rochell has come a long way since 'hating' football

*By Dan Woike,  
LA Times  
July 29, 2017 at 4:05 pm*

The bright beams of sunlight were making it hard to be outside for long stretches without sweating through a shirt.

In 2006, Isaac Rochell stood on a football field outside of Atlanta. He looked around at his peers, worshippers of one of the South's favorite religions, and thought, "This might not be for me."

The bright beams of sunlight were making it hard to be outside for long stretches without sweating through a shirt.

In 2006, Isaac Rochell stood on a football field outside of Atlanta. He looked around at his peers, worshippers of one of the South's favorite religions, and thought, "This might not be for me."

"I hated it," he said.

Then Rochell became a Charger — at Eagles Landing Christian Academy — right as he was learning to love a game his body would be built for.

Sunday, the 6-foot-4, 280-pound Rochell will take the field as a Charger again, this time as a professional, a seventh-round defensive lineman from Notre Dame with no guarantees of a spot on the final 53-man roster.

It's an extended job interview for one of around 50 guys competing for the 10 or so available roster spots.

"Half of us won't have a job (at the end of camp), essentially. I definitely think about that," Rochell said. "If someone tells you they're not, they're either making way more money than I am or they're lying. That's just the truth of it."

Rochell is part of a Chargers rookie class consisting of seven drafted players and a handful more of undrafted ones, including his teammate at Notre Dame, James Onwualu.

Training camp will cap a process that Rochell called "super-duper stressful" — a transition from someone playing football to someone earning a living from football. It has included the Senior Bowl, the NFL Scouting Combine, pro days, private workouts, interviews and finally a seven-round stomach-torturing event, the NFL draft.

From there, rookies almost immediately get thrust into minicamp and then offseason practices as they start to try and prove why they should be one of 53.

"It doesn't consume my thoughts. At the end of the day, I have to play well. I have to get better. And, I have to set up myself up for success," Rochell said. "Thinking about that stuff doesn't help anything — but inevitably, you think about it."

The Chargers' evaluators don't mind their players thinking about their professional futures because they're thinking about their professional futures, too.

"For all of these guys, you're not on scholarship anymore," Chargers general manager Tom Telesco said. "This is what you do for a living. Everybody that comes here is coming to take someone else's job. That's just the way it is."

Rochell said he understands that mentality — it's a must for him if he's going to succeed in the NFL.

"When you're getting recruited, those teams owe you something," he said. "Here, it's now your responsibility to prove your worth. You're not owed anything."

That's how a seventh-round pick should think. For a first-round pick, like Mike Williams, things are a little different.

Slowed by a lower-back injury, Williams doesn't have to worry about earning a spot on the team. He'll have one — and loads of guaranteed cash — since the Chargers invested the No. 7 overall pick on him.

The team is hopeful he can avoid surgery on the back, steps that can be aided if Williams can make the smooth transition from Clemson Tiger to pro. And, with Williams placed on the active/physically unable to perform list Saturday, he's going to have to find other ways to stay involved.

"One thing I talked to him about ... mentally, if you're out here and not practicing, it's going to be hard on you," Telesco said. "But, he's young and I think he can handle it. He's said all the right things. We'll have a plan together as far as his rehab is concerned and he's got to stay on top of the details."

"This is his job now."

Williams has already been hired. Rochell's just trying to secure his spot.

He's got other skills — he used to build fences all around the family's farm. He helped raise cows and goats. He's fed the pigs.

But since falling hard for football, the dreams have changed. He'd rather use his quickness to get around an offensive guard to get to the quarterback, or his strength to beat a tight end and blow up a rushing play on the outside. He'd rather be immersed in a locker room and play in front of the Los Angeles Chargers' first crowds.

Wanting that job, though, and getting it are two very different things.

"You know there's a potential of guys getting fired," Rochell said. "That might intensify things."

## Chargers linebacker Jatavis Brown focuses on proving doubters wrong and believers right

By Dan Woike  
LA Times  
September 22, 2017 at 3:50 pm

The ride to the game is a calm, peaceful, spiritual one.

Jatavis Brown, the Chargers' second-year linebacker, will tune into gospel music — a fitting start to a Sunday that has him playing in some of football's holiest cathedrals. It relaxes Brown, he says.

Described by teammates as a "laid-back dude," Brown speaks with a soft voice and wears a polite, kind smile — until he walks out onto the field for Sunday's first sweat.

The gospel is nowhere to be found. The headphones, they blare Lil' Boosie, a Southern rapper with lyrics that probably need to come with a nonstop ticket to confession. From "Mind of a Maniac" to "Loose as a Goose," a song that's not about zoology, it's what Brown uses while he gets his mind right.

He's not the only person in the NFL to undergo this transformation — it's a necessary duality that allows rational people to fling their bodies against one another at top speeds. And, it's a necessary transformation to get Brown to the place he needs to be to accomplish his lone mission.

"Sunday is game day. I'm all focused about business and my one goal is to win," he said. "Once you go out there, you just flip."

Whether Boosie or the Bible, whatever Brown's been doing, it's working. Through two weeks, he's the NFL's leading tackler, using his speed and toughness to make up for a 5-foot-11, 212-pound frame that might be considered "undersized."

But players such as Brown are not concerned with prototypes.

From the football-crazy state of Florida, Brown desperately wanted to play football at Miami — the Harvard Law of linebacking. Trouble was, they didn't want him. In fact, no one in Florida wanted Brown. He didn't receive a single scholarship offer from a state school.

Akron, though, saw something in the two-star recruit, and it didn't take long for him to pay back their investment. After he adjusted to winter ("A Florida kid up in the cold? It wasn't a match," he said), Brown became one of the best players in the Mid-American Conference. He had more than 100 tackles as a sophomore and after his senior season, he was named the MAC's top defender.

But when it came time for the NFL draft, executives called 174 names before the Chargers selected Brown in the fifth round. He was happy to have a new home and upset it took so long.

"I'm always going to have that," Brown said. "Of course, everyone felt like they should go in the first round. I'm one of those guys that feel like

that. I should've gone higher. But, it is what it is."

He won't be the only player Sunday who feels that way when the Chargers host Kansas City. Chiefs rookie running back Kareem Hunt, the NFL's leading rusher through two weeks, lasted until the 86th overall pick, after starring in the MAC at Toledo. Chargers starting safety Jahleel Addae didn't even hear his name called in the draft after playing at Central Michigan. Only Kansas City offensive lineman Eric Fisher — the MAC's only No. 1 overall pick ever — can't claim he was overlooked because of his road to the NFL.

"You get a chip on your shoulder," Addae said. "As a competitor, no matter who you are, you think you deserve to be drafted or to go to a big school. When it comes down to it and decisions are made and you're not one of the guys you thought you were going to be, I think it drives you. I think it fuels you."

"And, I think you can see that in how Jatavis goes about his business."

Brown's nowhere near being a finished product. Last Sunday against Miami, Brown was beaten by wide receiver Kenny Stills for Miami's lone touchdown. Still, he was in the play athletically, one of the reasons defensive coordinator Gus Bradley is so high on him.

Bradley said the Jaguars, where he previously worked, were very high on Brown's potential and thought he'd be a great fit in his defense. And, when he had the chance to coach the Chargers, seeing Brown helped make the decision easier.

"We thought he was a great fit for this system," Bradley said.

Like Addae, Bradley sees the chip on Brown's shoulder — the Boosie side — and he knows it can't be helped.

"It's in him," Bradley said. "That's why he's made it. That's the only way he knows."

But there's another side of that the Chargers are hoping Brown sees.

"Some coaches would say, 'I want players that have a chip on their shoulder because they're always trying to prove people wrong.' My thing with Jatavis was — how about proving people right?" Bradley said. "We believe in you. Your teammates believe in you. Prove us right."

Sunday, after the musical prayers are sent to the heavens in his black Range Rover on the ride to StubHub Center, Brown will put the headphones on, focusing on proving the doubters wrong and the believers right.

"Welcome to the mind of a maniac," the lyrics will say.

Brown will get to where he needs to be — from Florida to Ohio, from the MAC to the NFL, from gospel to Boosie.

"The whole experience," he said, "the whole route getting here — when I look back on it, I know everything happened for a reason."

## Joey Bosa and Melvin Ingram Are Powering a Fearsome Chargers Pass Rush

By Danny Kelly  
The Ringer  
October 23, 2017 at 12:38 am

No one would blame you if you stopped paying attention to the Chargers after the first month of the season. Los Angeles had failed to garner much interest from even its own fan base as it stumbled out of the gates, continued its depressing run of late-game meltdowns, and lost its first four games. As the attention has shifted to the division-leading Chiefs and the rest of the top AFC squads, the Chargers have quietly put together a three-game win streak to propel themselves back into the postseason conversation. In Sunday's 21-0 shutout win over the division-rival Broncos, L.A. displayed balance in all three phases, with explosiveness on offense, big plays on special teams, and most importantly, a devastating and unrelenting pressure package powered by perhaps the best pass rushing duo in the NFL right now, Joey Bosa and Melvin Ingram.

The Chargers borrowed from the Broncos' book in the win, overshadowing Denver's fearsome pass rush unit to bring constant heat off the edge. After falling behind 14-0 in the first half, the Broncos could no longer lean on their ground game to relieve that pressure, and their passing game struggled as the offensive line failed to give their quarterback time to throw. Bosa and Ingram were damn near unblockable and kept quarterback Trevor Siemian on the run and out of sorts, sacking him three times. The Denver signal-caller finished with just 207 yards passing on 35 attempts—a 5.9-yard-per-attempt clip that was indicative of the team's choice to resort to a dink-and-dunk attack to get the ball out of Siemian's hands before he got hit.

Bosa was the star of the L.A. defense in this game—at one point, the broadcast play-by-play man declared that Siemian “is going to have nightmares” about the Chargers defensive end—and finished with two sacks on the day to push his season total to 7.5 (sixth in the NFL). He notched his first quarterback takedown in the third quarter and displayed some of his otherworldly athleticism in the process. At the snap, Broncos left tackle Garrett Bolles tried to cut Bosa to the ground, but the second-year pass rusher avoided it with a parkour-style hand-plant, maintained his balance, and rushed upfield. Left guard Max Garcia intervened at the last second, pushing Bosa past the pocket, but Bosa again recovered to change direction and sack Siemian.

Bosa got his second sack early in the fourth quarter, beating backup right tackle Allen Barbre (filling in for starter Menelik Watson) with a counter move to the inside.

The former Buckeye is off to a historic start in his young career: That was Bosa's 18th sack in just his 19th career game—and he's racked up an incredible 88 pressures along the way, more than any player through their first 19 outings (ahead of even Von Miller) since Pro Football Focus started tracking the stat in 2006.

He's got help on the other edge, too. Ingram added a sack of his own in the second quarter to push his total to 8.5 on the year (fourth). The sixth-year pro bull-rushed Bolles and pushed

the left tackle right into his quarterback, sending Siemian toppling to the ground.

Ingram almost had another sack when he looped around a teammate to rush right up the gut, coming in unblocked to hit Siemian. The official watching the play called roughing the passer when he deemed Ingram had hit Siemian in the head/neck area, but it looked like Ingram made contact with Siemian's shoulder, which would have made the play a legal sack.

Ingram came into the week ranked sixth among all edge players in Pro Football Focus's pass-rush-productivity metric (13.6), which accounts for the sum of sacks, pressures, and hits and divides it by pass rush snaps. After Sunday, he's bound to climb on that list.

Backup end Chris McCain added two sacks (and stripped Siemian of the ball twice, resulting in one turnover) to push the team's total to five on the day, and while any defensive front would be happy with that performance, the box score doesn't do L.A.'s defensive performance justice. Not even close, really: Along with that botched roughing-the-passer penalty, the Chargers' relentless pass rush was directly responsible for an additional three near-interceptions. On all three, pressure affected Siemian's throws, but each pass was dropped by a Los Angeles defender. The first came early in the second quarter: Ingram and Bosa rushed from both ends, forcing Siemian to retreat up into the pocket and throw off balance and on the run. He air-mailed the pass, and safety Jahleel Addae dropped the sure pick.

The second came midway through the third quarter. Bosa exploded off the edge, easily beat Barbre, was held egregiously (it wasn't called), and managed to still get a hand on the ball as Siemian let go of the pass. The throw fluttered directly to linebacker Jatavis Brown, who probably had thoughts of running into the end zone in his mind and forgot to catch the ball first.

Finally, early in the fourth, more pressure from Ingram and Bosa forced an off-balance throw from Siemian. Safety Adrian Phillips had position in coverage, jumped up, and let the ball graze off his hands.

The Chargers did what Denver's consistently done for the past few years: immobilize opposing quarterbacks and dominate offenses with an unstoppable pass rush. L.A. is now tied for fourth in the NFL with 23.0 sacks through seven games, and only one team's pass rush duo—Jacksonville's Calais Campbell and Yannick Ngakoue (16.5)—has more sacks than Ingram and Bosa's 16.0 combined.

The Chargers still have plenty of issues. The defense has given up the second-most rushing yards in the league this year, Philip Rivers still seems to unleash a handful of incredibly ill-advised throws every game, and the special teams unit came into the game dead last in DVOA. But as we saw on Sunday, having one of the league's most dominant pass rush duos creating consistent havoc off the edge can hide an awful lot of problems, and Bosa and Ingram look good enough to give the Chargers a chance to contend in the AFC West.

## From GoT to GOAT: Joey Bosa's Impending Stardom Has No Limits

By Dan Pompei  
Bleacher Report  
September 27, 2017

COSTA MESA, California — Picture Joey Bosa as a Dothraki warrior—shirtless, hair pulled back in a tight bun, leather wraps around his forearms, straps around his chest. Visualize him swinging an arakh in the shadow of dragons, charging toward an army of White Walkers and wights.

It could happen.

Bosa, the Chargers defensive end and reigning Defensive Rookie of the Year, loves him some Game of Thrones. He has watched the entire series in sequence twice and has seen many of the episodes more times than that. He currently is reading the first volume of A Song of Ice and Fire, the book series that Game of Thrones is based on.

Of course, being famous and connected and right around the corner from Hollywood, Bosa could take his interest beyond observation. His agency also represents the wildly popular HBO show. So he and his agent, Brian Ayrault of Creative Artists Agency, have talked about having Bosa make a cameo appearance on Thrones, as fellow CAA client and Mets pitcher Noah Syndergaard has.

At 6'5", 280 pounds, with a warrior's nose and chin, Bosa has the look of a character conjured from a glorious imagination. It is as easy to envision him on a battlefield outside King's Landing as it is on a battlefield in the StubHub Center.

"Having an opportunity to meet the actors and be a part of my favorite show would be awesome," he says.

Just don't give him any lines.

"Maybe one day. But as of now, no chance. I'm just not good at [acting]," he says. "I'll either start laughing at myself if I'm trying to be serious, or I think I look super corny and won't take myself seriously. I've tried all the time when we do video shoots. When they tell me to show some personality, I never like doing any of that. I'm awkward out there."

Bosa may have star written all over him, but you wouldn't know to hear him tell it. He is a little shy and most comfortable around his family.

He may be living and playing in the shadows of Hollywood now, but he is a football player, and really, except for a cameo, that's all he wants to be.

His best friend is his brother, Nick Bosa, the Ohio State sophomore defensive end who is likely to be a high first-round pick in the 2019 draft. Joey and Nick play the same position as their father, John, who also was a first-round pick. Joey went third overall last year; John went 16th overall to the Dolphins in 1987.

Mom Cheryl passed along football genes too. Her brother Eric Kumerow also was a first-round defensive end—the Dolphins chose him 16th overall in 1988. Cheryl's biological father

was Palmer Pyle, a sixth-round pick of the Baltimore Colts in 1959 who played guard.

So Joey was born for this.

Legend has it that in the 1920s three mobsters ran afoul of Al Capone's gang. As street justice would have it, they came across a man with a baseball bat, and they paid for their indiscretions with their lives. The man wielding the bat allegedly was Tony Accardo, aka "Joe Batters."

Accardo, who rose to become boss of the Chicago mafia in the 1940s and '50s, is Bosa's great-grandfather on his mom's side.

You think Bosa is tough? "You block him once, it won't happen again," says Larry Johnson, Bosa's position coach at Ohio State. "He will come twice as hard. That's the kind of guy he is, a fierce competitor."

Johnson says when Bosa is finished playing, his name will be among the best pass-rushers ever. Ohio State coach Urban Meyer has seen 62 of his players drafted and once told The Audible podcast that Bosa may be the best player he's ever coached. Chargers coach Anthony Lynn told John Clayton that Bosa wants to be the best to ever play the game, and he has a chance to be.

Since Bosa's first game in Week 5 of last season, the only player in the NFL with more sacks is Vic Beasley of the Falcons. Bosa and Calais Campbell of the Jaguars each have 12.5, while Beasley has 16.5.

Bosa is the Chargers' hope for the future. If they are going to claim a city that is ambivalent to them and if they are going to reverse the standings in the AFC West, Bosa almost certainly will have to lead the charge.

But he won't be doing it on Hollywood Boulevard. He lives on a quiet street in a suburb populated mostly by families, and he's in his element there.

Mom taught him how to cook, so now a typical night may include grocery shopping and cooking skirt steak, pasta and broccoli for one while watching Food Network or South Park. Bosa has not met a single celeb since moving to the City of Angels. And that's cool with him.

His focus is on being the best player he can be and making his team the best it can be.

"We are trying to win football games and win the division," Bosa says. "Along with that, we'll win fans and win the city of L.A."

He knows he can't take seven kingdoms at once, however. It's one battle at a time for Bosa.

There have been comparisons to the great J.J. Watt.

Derek Watt, Bosa's teammate, will tell you Bosa reminds him a little of his brother. "Both are dominant players," the fullback says. "They both use their hands very well. They both are relentless and do whatever they can to get to the quarterback."

Bosa also has been compared to Jeff Spicoli, the stoner surfer played by Sean Penn in the 1982 movie *Fast Times at Ridgemont High*.

Prior to the 2016 draft, Bruce Feldman of Foxsports.com quoted an unnamed scout who said Bosa reminded him of Spicoli.

Bosa talks in a deep-pitched, slow-cadenced, singsongy, surfer-dude kind of way.

"I don't see the [facial] resemblance, but I get the resemblance in the voice," Bosa says. "I'll take it. People have been called worse."

And then, as if on cue, Chargers safety Jahleel Addae walks by. He is one of Bosa's many friends who does a Bosa imitation.

Addae (with Spicolian inflection): "What's up, Joe?"

Bosa (more Spicoli-ish than usual), imitating the imitators: "Hey, Joey."

Bosa, who also has been called "Joey Bro-sa," is in on the joke.

"He's a meathead, but he's a football meathead," the scout told Feldman.

But really, he is no meathead at all. Unless, that is, meatheads score 37 on the Wonderlic (the average is 20). Of course, Bosa had taken a practice test before taking the Wonderlic at the combine, as any well prepared prospect would. On the practice test, he scored a 39.

At Ohio State, Bosa majored in business finance and had a 3.0 grade-point average.

Like Spicoli, Bosa enjoys the beach. But he's not a surfer dude. Bosa would rather lie on the sand than ride a wave.

He does not have Spicoli's stoner eyes. However, his eyes are very interesting. The right is blue; the left is green—a benign genetic condition called heterochromia.

The longer you look into those eyes, the more you see.

Backflips have come easy to Bosa since he was in high school. He started doing them in the ocean at the point where the water drops and then on a trampoline. He hasn't tried one in a while but is certain he could nail it.

His offseason mission was to become even more athletic. Bosa hired former Chargers assistant Todd Rice to be his full-time trainer. Rice focuses on pliability and has helped Bosa improve his flexibility, speed, explosiveness and lean muscle mass. In the process, Bosa also has eliminated what had become chronic back and knee pain.

He often works out with his trainer in the gym in his garage, about a 15-minute drive from the Chargers' Costa Mesa training facility. His gym is done up right, with dumbbells up to 120 pounds, a half rack with weights, a squat trainer, a back extension machine, a bench-press bench, a lat pulldown apparatus and a seated row machine.

"It was an investment," he says.

While his teammates were sweating and learning and bonding during the first five weeks of OTAs and minicamp under their new coaching staff, Bosa was in Florida working with his trainer.

"Let's just say the guy I'm working with, I like being able to do my work with him," he says. "When it's not mandatory, I'd like to continue doing what I know is working really well."

Most young players wouldn't be so bold. Bosa, however, has shown he is not timid about standing apart if he feels it's best.

After Bosa and three teammates were suspended for the first game of the 2015 season at Ohio State for a rules violation, Bosa moved out of the apartment he shared with running back Ezekiel Elliott to live by himself. Elliott had been his roommate since he walked on campus, but Bosa needed to be away from noise, away from temptation.

When he and his agent didn't like the contract the Chargers were offering (it included a partial deferral of his signing bonus), Bosa sat out minicamp, training camp and the preseason.

Bosa will be his own man.

"I think first of all, it has to do with the great support I've always had from my family in anything I do," he says. "Then I think it has to do with me having confidence in what I'm doing so I can feel comfortable standing up for what I am doing and who I am."

But when Bosa is with his teammates, he is all-in. A few of Bosa's teammates, including linebacker Kyle Emanuel, often follow him in his stretching routines.

"A really good teammate" is what Chargers defensive tackle Brandon Mebane calls him.

Every week, Johnson gathers his defensive linemen in a meeting room in Columbus and shows them tape of how Bosa performed for the Chargers the previous weekend. This, he tells them, is how to do it.

"It reminds them you have a tool box, and if you can use all your tools and be consistent with them, you can have success," Johnson says.

Of all the things that make Bosa special, his technique and hand use are the most significant. It was Johnson who flipped the switch for Bosa. The 21-year college coaching veteran taught Bosa the same techniques he taught Courtney Brown, Jimmy Kennedy, Tamba Hali and many others.

When Johnson became the Buckeyes defensive line coach after Bosa's freshman year in 2013, the two of them watched about 750 plays of Bosa from the previous season. Then Johnson told Bosa he needed a narrower stance, more hip flexibility and greater hand speed. He taught Bosa drills to achieve the goals, and Bosa worked them over and over and over.

He still does.

During one practice in camp this summer, Bosa watched Mebane's rush from the sideline. He thought he saw a way for him to be more effective.

"He told me to swing my hips more," Mebane says.

It speaks to Bosa's self-assuredness that he is giving a tip to Mebane, a 32-year-old and 11-

year veteran. And it also speaks to his understanding.

"I have not seen anyone with his feel for the game at such a young age," Mebane says. "It was almost like he had some kind of advanced placement classes for football."

His go-to moves are a power rush, an inside counter and swipes on the outside. And then he has an array of hand moves and reactions with those pass rushes. He is a stickler about being able to rush the same way from the left or right, which is important because new Chargers defensive coordinator Gus Bradley is deploying Bosa in multiple positions.

"Not only does he have a variety of pass-rush moves, but he's good at them," Bradley says. "You usually see guys with just speed. He can use speed to power, jump cut and come inside. He has a good, instinctive feel for it."

Instinct and dedication are a powerful combination.

Bradley says Bosa is "24 hours" in his approach and that he works as if every day is Sunday.

"He's very regimented," he says. "Everything is a routine. If something works for him, he doesn't want to get away from it."

Doing the same thing over and over is the essence of Bosa. It's why he was able to have a two-sack performance in his NFL debut after missing so much time. It's why he didn't have any performance valleys last season. And it's why he is the last player anyone suspects will have a sophomore slump.

"From a mental aspect, he's really good at not letting outside factors affect him," Emanuel says. "That was evident last year with the contract thing, coming in late and what he was able to do throughout the season. It was really impressive."

Bosa shares personality traits with a number of the characters on *Game of Thrones*. The focus and honor of Jon Snow is evident in Bosa. You can see Davos Seaworth, loyal and wise, in him. He could even be compared to the cunning and ruthless Tywin Lannister.

But he not exactly like any of them. "Really, I'd like to think I don't relate to any of these crazy characters," Bosa says. "It's hard to put one personality on one of them because it changes so rapidly on the show. You love somebody, and then the next episode, you despise them."

The character he relates most to, he says, is Gregor Clegane, The Mountain. The massive Clegane is an intimidating, domineering force for which foes have no answer.

The Mountain doesn't have much to say. It's just the type of role Bosa might want on the show.

And just the type of force he is becoming in the NFL.

## Chargers' Keenan Allen will test Raiders' shorthanded secondary

By Ron Kroichick  
*San Francisco Chronicle*  
October 14, 2017 at 6:38 pm

Long before Chargers wide receiver Keenan Allen tormented NFL secondaries, he roamed the secondary. Raiders cornerback David Amerson remembers.

Allen and Amerson grew up in Greensboro, N.C. They played one memorable high school game against each other, Amerson and Dudley High prevailing by four points over Allen and Northern Guilford.

Allen, who would become a standout wide receiver at Cal, still left his mark. As Amerson described it last week, Allen had "something like 20 tackles" from his free-safety position.

Asked about this in a phone interview the next day, Allen matter of factly said, "Twenty-three."

Fast forward to 2017, and Allen's abundant skills stand in the way of Amerson and the Raiders on Sunday, when they meet their longtime AFC West rivals at the Coliseum. Oakland (2-3) arrives with a three-game losing streak, needing a win to rediscover the swagger with which it started the season.

The Chargers, in their first season since moving from San Diego to Los Angeles, are 1-4, but three of those losses were by three points or fewer. And they bring an ever-dangerous passing game featuring quarterback Philip Rivers and his favorite target, Allen.

Allen was a marquee recruit when he left Greensboro for the Bay Area, highly rated as a wide receiver and even more decorated as a defensive back. By some accounts, he was the No. 1 safety in the nation as a high school senior.

Cal coaches considered using Allen on defense, before deciding his ball skills and shiftness fit best at receiver.

"He was a beast in high school, I ain't gonna lie," Amerson said.

So what does Amerson recall about Allen's exploits when they met on that long-ago night in North Carolina?

"He was just coming out of the middle of the field, making a lot of tackles," Amerson said. "They put him at quarterback and he started dancing around back there and making people miss, the stuff he does now."

Allen doesn't have elite speed, but his size (6-foot-2, 210 pounds) and moves make him difficult to cover. The Raiders also are thin at cornerback entering Sunday's game; Gareon Conley (shin injury) and Antonio Hamilton (knee) are out, and Amerson is questionable because of a shoulder problem.

That leaves TJ Carrie and much-maligned Sean Smith leading a patchwork crew.

Allen has been relentlessly productive in his injury-plagued NFL career, since the Chargers took him in the third round of the 2013 draft. He

made 71 catches as a rookie, 77 more in his second season and 67 in only eight games in 2015, when he went down with a lacerated kidney.

Then, last year, Allen suffered a torn ACL in San Diego's first game of the season. He needed reconstructive knee surgery, casting his future in doubt, but Allen leads the Chargers with 28 catches through five games this season.

"I haven't been thinking about my knee," he said. "I'm feeling comfortable with it."

Allen also doesn't spend much time contemplating how his career might have been different on defense, but he occasionally and good-naturedly reminds Chargers defensive coordinator Gus Bradley of his background at safety.

In the end, he prefers regularly wrapping his hands around the pigskin. Nothing new there.

"I like playing wide receiver because I can get the ball," Allen said. "Everyone wants the ball. But being on the other side was fun, too. Just being a ball hawk, just trying to get there as fast as possible."

Amerson isn't the only Raiders player with specific memories of a young Allen showing off his dynamic skills. Kicker Giorgio Tavecchio was Allen's teammate for two seasons at Cal, and Tavecchio vividly recalled Allen's debut as a freshman in 2010.

The Bears were playing UC Davis, not the fiercest opponent, but Allen still glided to two touchdowns. He ultimately scored 20 in his three seasons at Cal.

"I remember it seemed so easy for him," Tavecchio said. "He made a few cuts and then just kind of took off. It looked like everyone else was running full speed and he wasn't — but they still weren't catching him."

The Raiders hope to change the equation Sunday.

## Chargers' Slauson wants to pay it forward

By Dan Woike  
*LA Times*  
June 25, 2017 at 4:50 pm

Following one of the Chargers' final minicamp practices of the summer, Matt Slauson found some shade and started to work through all the tape holding his gear in place. His ankles, wrists, fingers were more Scotch than skin, and the process looked tedious.

But asked about the players who have influenced him most, Slauson ran through a list of former teammates with ease.

"Branden Moore, Nick Mangold, Alan Faneca, Damien Woody ..."

One by one, he named the players more experienced than he was when he walked into the New York Jets' offensive line meeting room after being picked in the sixth round of the 2009 draft.



“Every day I think about those guys and what they taught me,” Slauson said. “It’s why I’m still in the game today — because of them.”

Now entering his eighth professional season, Slauson is in a position to pay all of that forward.

The Chargers will enter this season with an overhauled offensive line. Three starters from last year — tackle King Dunlap and guards Orlando Franklin and D.J. Fluker — have been released. Three of the team’s seven draft picks were used on offensive lineman. Their biggest offseason acquisition, Russell Okung, plays left tackle.

The shakeup was in the works nearly all offseason, with coach Anthony Lynn talking about it during the NFL Scouting Combine and at the league’s annual meetings a month later.

“We’re going to play around with that puzzle,” he said of the line.

The puzzle, it turns out, gets easier to solve when you have a player such as Slauson.

While playing for Nebraska in college, Slauson moved all over the offensive line. His role with the Jets was on the interior, where he played left guard. That remained his primary position until he started a handful of games at center for the Bears.

After being released by Chicago, Slauson signed with the Chargers and took to his new position, snapping the ball to Philip Rivers on nearly every down during the 2016 season. This offseason, he has slid back to left guard, with Spencer Pulley and rookie Dan Feeney taking the bulk of the first-team reps at center.

“Every young guy is taught when you come into the league, if you’re not the solidified starter in one spot, you’ve got to be able to play them all,” Slauson said. “Even now, that’s what we’re telling guys. ... You have to play all over the board. And I believe it helps a lot. Then you get to learn the offense and what we’re trying to accomplish as a group instead of just learning that one spot.”

Though Lynn said it’s difficult to evaluate offensive line play before the team puts on pads and starts hitting, the new group of linemen is laying a foundation for some necessary continuity and cohesion.

“Everything we’re doing now is building towards that. Now, when the pads come on, the timing is going to be a little bit different,” Slauson said. “But, right now, I’m getting to learn how Russell works, how he wants to step. He’s getting to learn my timing of getting into a fit and how we communicate together. All that stuff is really important at this time. Now when the pads come on, everything is going to get notched up a little bit.”

Versatility on the line was something the Chargers clearly wanted in their young offseason acquisitions. Second-round pick Forrest Lamp starred at tackle before moving inside to guard this summer. Feeney, a third-round pick, played all three positions in college, and sixth-round selection Sam Tevi can work at either right or left tackle.

Lamp and Feeney, in particular, have impressed Slauson with their instincts and

aggression — two of the most important qualities in an offensive lineman.

“They play great with their hands, and that’s really hard for young guys to do — to have the confidence to throw your hands out there and really try to get all over a guy,” he said.

Young linemen are often more reactive to the defense, trying to figure out where their assignment is going instead of simply knocking them off course right away.

“These young guys are all about taking the fight to them. It’s really impressive that they already have that demeanor,” Slauson said. “As far as how they move and react, when things start really going and they’re throwing exotic blitzes, they react in the correct ways. That just doesn’t really happen.”

In some part, their long-term success will be contingent on Slauson’s ability to convey the lessons he learned from the vets in New York, lessons he has used to make his job on the offensive line a career.

“I think a lot of it is just the ‘want to’ of the younger guys, looking at the older guys and asking, ‘What did they do that got them here?’” he said. “It’s trying to emulate those kinds of guys. And, obviously, versatility is huge, but it’s also how they approach the game, how they approach every day, how are they a pro, what does being a pro mean and what does that look like. It’s just doing that.

“... Ten years down the line when I’m done, when I’m watching them play from the couch, I’m going to be like, ‘I was a part of it.’”

## Melvin Gordon is happy that his father, and biggest supporter, is out of prison

*By Mike DiGiovanna  
Los Angeles Times  
September 3, 2017 at 11:00 am*

There is not a hint of anger in Melvin Gordon’s voice or condemnation in his words, only gratitude for a father who “kept food on the table for me and my mom and kept a roof over our heads,” the Chargers running back says.

That his father provided for the family by selling cocaine, which led to a drug-trafficking charge and a five-year stint in federal prison, has remarkably left Gordon neither conflicted nor confused.

“You know what? Everyone makes mistakes; no one in this world is perfect,” Gordon, 24, said. “The quicker you understand that, the faster you forgive.”

“Some people are put in positions of making decisions they need to make for their family to survive. As a kid, you understand that. But I’m in a position now where he doesn’t have to make bad decisions anymore.”

Gordon — a 6-foot-1, 215-pound bundle of brute strength, breakaway speed and long, flowing dreadlocks — was a 2014 Heisman Trophy finalist at Wisconsin, racking up 4,915 yards rushing and 49 touchdowns in four seasons and setting a then-NCAA record with 408 yards rushing against Nebraska.

A first-round pick of the Chargers in 2015, Gordon struggled as a rookie, rushing for 641 yards with no touchdowns and six fumbles before emerging as one of the NFL’s most promising young backs in 2016, rushing 254 times for 997 yards and 10 touchdowns and catching 41 passes for 419 yards and two touchdowns.

Gordon’s father, who is also named Melvin but goes by “Big Bo,” was instrumental in Gordon’s development as a football player.

When Gordon was barely old enough to snap chinstrap to helmet, Big Bo would rummage through garbage cans for empty water bottles and set them up as cones in a park near their house. Gordon zigzagged through the agility course, working on cuts and bursts.

Bo set up a weight room in the basement of their Kenosha, Wis., home and monitored Gordon’s strength and conditioning program through high school. Bo dissected video of NFL greats with Gordon, stressing the elusiveness of Barry Sanders and toughness of Walter Payton.

Bo attended every one of Gordon’s prep games, sprinting down the sideline with his son on many of the 38 touchdowns Gordon scored as a senior at Kenosha’s Bradford High.

“He was a huge influence on my football career, my mom too,” Gordon said, referring to Carmen Gordon, who remains married to Bo. “They never missed a game, man. They were very supportive. My dad was like my workout partner. He definitely taught me a lot of stuff. He’s been there every step of the way.”

Until he wasn’t.

In March 2012, when Gordon was a 19-year-old redshirt freshman at Wisconsin, Bo was sentenced to 10 years in prison for his role in a northern Illinois cocaine-dealing ring and a concurrent three-year sentence for drug dealing in Kenosha County.

The longer sentence was reduced twice, and Bo — who served time in federal correctional institutions in Pekin, Ill., Duluth, Minn., and Elkton, Ohio — was released last December. Gordon asked that his parents, who attended most of the Chargers’ training-camp workouts in Costa Mesa in August, not be interviewed for this story.

Speaking to Bleacher Report last fall, Carmen Gordon, 49, said federal authorities began investigating Bo when Melvin was in junior high school and that Bo was a “manager” in the drug ring.

“He wasn’t a typical drug dealer,” Carmen told the website. “He moved big, big weight.”

Gordon, the only child of Bo and Carmen, didn’t know the particulars of Bo’s business but was aware of his involvement, no matter how well Bo separated drug-dealing from fatherhood.

“It was not a secret,” Gordon said. “You kind of know everything that’s going on. But he was a good father. He did what he needed to do. He made me breakfast every morning. He made sure I never went to sleep hungry.”

Any anger or resentment Gordon felt about his father’s prison sentence was channeled into the weight room, film room and onto the field.

Gordon developed a reputation as a workout fiend at Wisconsin.

"It just gave me motivation," said Gordon, who stayed in contact with Bo through regular emails and occasional prison visits. "It was hard to run the household and take care of my mom when I was in college, but I wanted to be in a position to be able to take care of them when I got done with school."

The four-year, \$10.7-million rookie contract Gordon signed with the Chargers eased the financial burden on his family, and Bo's release from prison restored the household.

For the first time since Gordon's first season at Wisconsin in 2011, Bo watched his son play in person when the Chargers faced Seattle in the Aug. 13 preseason opener at StubHub Center. Bo plans to attend every home game this season.

"It means a lot to have him back here watching practice, watching me play on game day," Gordon said. "I know it's something he missed for a while. To have him back is a beautiful thing."

Bo always encouraged his son "to be the best running back ever." The first step toward greatness would be a 1,000-yard season, a threshold Gordon — who missed the final three games of 2016 because of knee and hip injuries — fell three yards short of last season.

"That was a big goal of mine," Gordon said. "To be that close and to fall short, you think about so many runs where you got tripped up on ... honestly, three yards? I'm gonna look back when I'm done and be highly upset."

Gordon caught only 22 passes for 228 yards in four college seasons, which wasn't necessarily an indictment of his pass-catching skills.

"We had pass plays at Wisconsin," Gordon said, "but when you're busting off 60-yard touchdowns rushing, why pass the ball?"

Any concerns the Chargers had about Gordon's hands coming out of college were quickly put to rest.

"He's had some big gains in the passing game, whether it was a check-down or a design screen to him or moving across the middle and catching the ball," offensive coordinator Ken Whisenhunt said. "He has talent in that area ... and that's a great asset for Melvin."

Alfredo Roberts, the Chargers' first-year running backs coach, is a former tight end who was a Dallas Cowboys teammate of Emmitt Smith, the NFL's all-time leading rusher, in 1991-92.

Roberts said Gordon is bigger and faster than Smith, and catches the ball as well as Smith. He has been especially impressed with Gordon's speed and athleticism and said he's "in awe" of how well Gordon moves in space.

"Emmitt is in the Hall of Fame, and the cement is still wet on Melvin," said Roberts, a former Jacksonville, Cleveland, Tampa Bay and Indianapolis assistant. "We'll see what his body of work is, but I think he's gonna have a great season."

If not, it won't be for lack of effort. After his subpar rookie year, Gordon sought out star running back Adrian Peterson — whom he did

not know — for advice, because "he's one of the best to do it, and I need to learn from someone like that while I can," Gordon said.

Gordon has spent several weeks during the last two offseasons training in Houston with Peterson, who ranks 16th on the NFL's all-time rushing list.

"From the outside looking in, you're never sure about a guy's temperament, his work ethic, his habits, how good he really wants to be," Roberts said. "From day one, Melvin looked me in the eye and said, 'I want to be the best — not just good, but great — and I want to work on it.'"

"He has all the tools. He can run, catch, he's big enough to protect, and he has the want-to. He's conscientious, he's a great teammate, and he's still growing."

## Melvin Ingram on the mic: beats, rhymes and QB sacks

By Eric Williams  
ESPN.com  
October 26, 2017

LOS ANGELES -- In a dimly lit studio in East Hollywood, Melvin Ingram bobs his head to a melodic beat on loop while writing lyrics on his smartphone.

He shortens up one final verse and rehearses a few lines with fellow independent artist Lazaro Camejo, aka Bizzy Crook. Ingram then walks over to the soundproof booth, ready to record.

The final product is "Letter to my Pops," a song paying respect to Ingram's late father, George Melvin Ingram Jr., who died of a heart attack in 1998.

Ingram closes with two poignant lines:

This is a letter to my pops.

I know you're always looking down.

"I don't tell no lies in my music," Ingram said. "All of my music comes from my heart, and it's my life, really. So that's just me talking to him in my own little way. It's like me venting."

"It means a lot writing music like that. You never know, somebody might be going through the same thing I'm going through. And when they hear what I've got going on, they might change what they have going on, or how they view a certain situation."

Ingram's father certainly would be proud of his son's accomplishments on the field. Some NFL observers were surprised when Ingram, 28, signed a four-year, \$64 million deal this offseason. Ingram totaled just six sacks in his first three NFL seasons because of injuries and uneven play.

Since 2015, however, Ingram has 27 sacks, which ranks fifth in the NFL. The North Carolina product continues to prove his worth, with 8.5 sacks so far this season, emerging as one of the best sack artists in the game.

However, while Ingram has gained recognition for sacking quarterbacks, his true love remains writing and producing his own music.

While Ingram is represented by Roc Nation, he controls his music and is not signed by Jay-Z's company as a musical talent. But the connection allows Ingram to network with industry types who are part of the label and to learn the tricks of the trade. Some in the building believe Ingram has a future in the music industry.

Taking a break from the sound booth at Melrose Sound Studios for a few minutes, Ingram said he developed a passion for music as a 10-year-old growing up in the small town of Hamlet, North Carolina; writing music and sports always went hand in hand.

"I'll never forget that football is what puts food on my table, but I'm just as passionate about music," Ingram said. "And I know I'm good at what I do. I put my heart into everything I do, really. So they serve each other equally."

Ingram has released two full-length mixtapes: "From Nothing to Something" and "Franchise Tag." His music plays regularly during practice on game days at the StubHub Center, and he spends about \$15,000 annually on the pursuit of his music career.

"He's passionate about it," said Chargers running back Melvin Gordon, a good friend of Ingram's. "He's got his own style. You can't really compare him to anyone. I think every rapper has got his own sound. And I think everything he talks about is real. Sometimes rappers talk about stuff that probably has never happened, [or] what they will have but don't have at the moment. But everything he says is real. Those are his cars he's rapping about."

Added right tackle Joe Barksdale, who plays guitar and also writes his own music: "He's got his own style. It's not like you cut him on and it sounds like somebody else. And I think the production value is pretty good, too."

Pop culture website Complex.com named Ingram one of the best rappers in sports, along with Damian Lillard of the Portland Trail Blazers, Pittsburgh Steelers running back Le'Veon Bell, Lou Williams of the Philadelphia 76ers and others. But Ingram believes he's tops on the list.

"I'm the best," Ingram said. "Damian's nice. Damian really can rap, but there's a lot of people that try to do it that really can't rap. Another one I like is Lou Will [Lou Williams]. But me, I feel like I'm in a different lane, really."

Ingram listed Jay-Z, Outkast and N.O.R.E. as his musical influences growing up. Rappers whom he's feeling now include Meek Mill, Drake and Future.

"I try to touch into every genre of music because there's a lot of music going on these days," Ingram said. "But some of it I don't touch, though, because some of it is just crazy."

## Davis tries to prove he's more than speed

By Andrew Campa  
Los Angeles Times  
August 7, 2017 at 12:15 am

COSTA MESA — In many ways, it's been speed that has always put Michael Davis on the map.

While the Glendale High football team won a total of six games during Davis' three seasons and missed the postseason each year, the Jewel City native still lined up against some of the country's greatest youth athletes during the track and field season due to his elite sprinting.

That speed turned into a scholarship to Brigham Young University and a four-year career in which Davis participated in four consecutive bowl games.

Yet, a disappointing senior season in which Davis ceded playing time and his starting position as a defensive back to a freshman seemed to spell doom.

Again, however, it was speed that saved the day, as Davis ran a blistering 4.34 second 40-yard dash at BYU's Pro Day in Provo, Utah on March 24.

From flash in the pan to flash again, Davis garnered interest from NFL teams.

That interest didn't immediately pay dividends as Davis went unselected during this year's NFL Draft, which concluded April 29.

Fortune turned quickly for Davis as that same night he became one of 15 players to sign a free-agent contract with the hometown Los Angeles Chargers.

Since that evening, Davis has been determined to make the cut and the final 53-man roster.

As the team moved its practices to Costa Mesa High on July 30, Davis was out to prove he can put up impressive numbers outside of a stopwatch.

"I would say yes, in certain scenarios, yes," Davis said when asked if people think he's just a speed guy. "Obviously, people just say, 'Hey Michael, your speed' and they try to get me off the line. They know I have the speed to catch up. But more, I prefer [using] my technique and it's easier and better not to use my speed then technique, but my technique and then speed."

Davis played in 48 games with the BYU Cougars and made 30 starts with 110 tackles, 17 pass break-ups and one interception.

While the pick came against Michigan and resulted in a return for a score, the one career interception has become a sore subject.

The 6-foot-2, 195-pound defensive back has tried to change the perception that he can't create turnovers.

His first notable action came May 23 when Davis tipped a pass by starting quarterback Phillip Rivers that was intercepted by teammate Tre Boston.

For Boston, taking young players like Davis under his wing has been a privilege.

"I just come in and try to be a veteran and try to teach the things I know and everything I've learned over the years," Boston said. "I try to install a whole new culture for these guys."

The turnover drew the praise of Chargers defensive coordinator Gus Bradley and the eyebrows of coaches and teammates.

Perhaps Davis' biggest play this summer took place Monday during drills when star running back Melvin Gordon broke free and had an open path to the end zone.

At the last minute, Davis came from across the field and ripped the ball from Gordon's grip, which elicited the cheers from an overflow crowd.

"Melvin said, 'You know what, I hate ya'll.' He said, 'I hate ya'll,'" Davis said through a laugh of his interaction with Gordon immediately after the play. "He smiled and it was all fun and games, but we're all working here grinding to get a spot."

For Davis, the play served as vindication of his ability, though he still felt the need to explain his lack of takeaways in college.

"I wasn't really always around the ball in college," Davis said.

Though grateful for the opportunity to be practicing with the Chargers, Davis isn't just happy to be at camp. With injuries to Chargers defensive backs Casey Hayward and Jason Verrett, Davis sees an opportunity to grab a roster spot.

"Casey Hayward is a good cornerback, but when he got hurt in practice with his ankle, that gave me an opportunity to go and start something with the [starters]," Davis said. "I just seized the opportunity because, you know, not too many undrafted rookies get that opportunity to start right away. To be honest, I tried to seize it."

Davis has seen action with the first-team defense, which puts him against Los Angeles' talented receiving corps and Pro Bowl quarterback Rivers.

"When I'm in the moment, I don't think about going against him," Davis said of Rivers, "but afterward when I'm on the sideline, I can't believe I'm going up against one of the greats."

On Wednesday, Davis primarily saw action against back-up quarterbacks Mike Bercovici, Kellen Clemens and Cardale Jones.

That changed in one series of three plays as Rivers completed a 40-yard pass down the sideline, which led to wholesale changes on defense. Davis and second-year cornerback Trovon Reed were inserted.

Rivers completed only one pass in the three-play series and twice looked off the left side of the field where Davis was patrolling. In the second of those instances, Rivers had a pass deflected and intercepted by Reed, who totaled two picks on the day.

Though Davis won't likely get any recognition for turnovers, he's content in knowing he's doing his job.

"I want [to get] in the receiver's face up on the line," Davis said. "If I can shut him down early, then I shut down his whole route and make the quarterback go to the other side of the field. [That would make me] a shutdown corner."

Outside of playing in the secondary, Davis has also taken snaps on punt coverage. Though special teams action might not be all that sexy, Chargers four-year veteran Kenjon Barner believes excellent play on special teams may provide a way onto the roster.

"The biggest advice I can give is put your head down and grind," Barner said. "Don't look at where you are now, but where you are at the end of the day. You know it's going to be hard and a grind, an uphill battle. If you're resilient and determined, you can accomplish anything."

"And special teams. That's where I made my mark the past couple of years and that's how I've made it. Don't take special teams for granted."

The Chargers kick off the season Monday, Sept. 11 in Denver. If Davis were to make the 53-man roster, he's acknowledged he would be ecstatic.

"It would mean a lot. I came from a small school, especially in sports," Davis said. "Not too many people make it out of Glendale High School in sports."

"I've switched position from receiver to corner in college and to be able to come out here for the Chargers. I know they like me because I'm fast, but I'm trying to prove that I can do more and it would be a huge accomplishment."

## Chargers embrace the Mike Williams era

*By Dennis Freeman  
News4usonline.com  
October 18, 2017*

So what's a bigger story this week for the Los Angeles Chargers? Facing AFC Division rival Denver Broncos? Earning a must-win road game in the Black Hole against the Oakland Raiders? Or that wide receiver Mike Williams made his official season debut? All of the above matter to Chargers coach Anthony Lynn and the Chargers.

After a slow start...well an 0-4 start to begin the season, the Chargers have managed to scrap and fight their way to two straight wins, including knocking off the Raiders in their backyard.

"I will tell you it took all three phases to win that game," Lynn said after the Chargers pulled off their 17-16 victory. "I thought the guys stepped up and made plays when they had to, and that is what we have been talking about. I am so proud that they are starting to see the fruits of their labor because these men work hard every single week, and they go out and they compete, and they just keep coming. Just keep coming. I'm glad it's paying off."

Getting a third consecutive win will be a stern challenge for Lynn and his team. But then again, every game of the season is a challenge. What might make the task a bit easier from an offensive perspective is having Mike Williams, the Chargers prized rookie wide receiver, on the field. With the Broncos riding into town with their physical secondary, including cornerbacks Chris Harris Jr. and Aqib Talib, the Chargers' offensive unit is going up against a stern test.

Wideouts Keenan Allen, Tyrell Williams and tight end Hunter Henry will probably get the bulk of touches. But having the 6-foot-4, 220 pound Williams ready to have his number called could allow the former Clemson star to create matchup problems for Denver. At worst, his ability to stretch the field should open up some spots for quarterback Philip Rivers to do work

in. As it is, it may still be some time before Williams hit his stride.

Against the Raiders, Williams made his first official NFL grab, a 15-yard catch from Rivers. It would be Williams' only catch of the game, but he appeared to have made a great first impression on Lynn.

"He had the one catch, and it was a nice catch, but I thought he played fine," Lynn said. "We'll watch the tape. Like I said, he only had like nine or ten snaps."

Lynn wasn't the only person waiting to see what Williams could do on the field when it mattered. Rivers had high praise for his young wide receiver.

"All week we've been trying to sprinkle him in there and everyone was quiet all week on how much we thought he was going to play," Rivers said. "We wanted to sprinkle him in some and let him ease his way in and he knew there if he got his own coverage he was going to have a chance to be the primary guy on the end route and he did a nice job. He had a couple other nice end routes and other things he was in there on. It was exciting...his first catch, getting action in [a] division game on the road."

Speaking from the Chargers practice facility in Costa Mesa, California, Williams, who missed all of training camp, preseason, as well as the first five games of the regular season, said it was good to be back on the field as a contributor.

"It felt good, just to get back out there with my teammates for the first time, just to get that first game in, the first catch out of the window felt good," Williams said.

Williams admitted he was a bit skittish in his professional debut.

"A little nervous," said Williams. "It was fun." As happy as he was about getting in the game against Oakland and recording the first catch of his professional football career, Williams is even more excited that the Chargers have been able to string together a couple of wins.

"That's what we gotta do; just find ways to win," said Williams. "Had a lot of close games. We've been able to find ways to win these last two weeks...just finding ways to win."

## Mike Williams and Artavis Scott's Journey from Clemson to L.A.

By Hayley Elwood  
Chargers.com  
Monday, May 22, 2017 4:01 PM PDT

Coming into the league as a rookie can be a challenge. But for a number of Chargers, they're getting to do it with a college teammate.

The Bolts' roster houses former teammates from Notre Dame in Isaac Rochell and James Onwualu as well as Dan Feeney and Mitchell Paige from Indiana.

But, there's a third pair. While Mike Williams was selected seventh overall, his former Clemson teammate and fellow wideout Artavis Scott had to wait until the draft was over to find out where he was going to play. When the

Chargers came calling, the decision was a no-brainer.

"When I found out that (the team) was thinking about having me, I was like of course!" Scott explained. "I mean, they had one of my teammates I played with already who is someone who can go through this process with me. It was fun for me to know that and it was very encouraging."

Scott joins Williams in L.A. as Clemson's all-time leading receiver. His 245 catches in three years puts him above Sammy Watkins (240) and even Williams (177).

Both players admitted having each other has made their transition to NFL life a bit easier.

"Having a friend here and someone you could talk to every day, and someone you can have fun with also is helpful," Williams said. "We played three years together so to know that you have someone making that transition with you is exciting. Someone you can just talk to every night about the plays. We both play offense. We're both wide receivers. The transition has been pretty smooth for both of us."

Since rookie mini camp, the pair has been inseparable both on the field and off. Although Williams said they forged a tight bond at Clemson, the receivers are rooming together for the first time.

"We had good chemistry with one another," Scott explained. "We always had our handshakes and the biggest thing was having fun. We wanted to feed off one another, always compete (and) enjoy each other's company because he could be the best man at my wedding. You never know!"

Being roommates is an advantage for Williams and Scott. They are using the extra time together to get the ins and outs of Chargers football down.

"We'll be laying on our beds and I'll say, 'Hey, call out a play,' Williams said. "I'll (answer), he'll look and I'll do the same for him. We'll call out plays to each other to make sure everyone is on point."

"Some of the plays were similar to how we ran them (in college)," Scott added. "With some of the route combinations, I'll go 'Oh, that's what we ran (in college), but we called it this or that.' Just that different terminology can help us learn it faster because you have to catch on."

As they try to navigate through the final few weeks before mini camp, they're excited for what each player brings to the Chargers roster. Scott is slightly more excited than an Uber driver of theirs a couple months ago.

"Mike's a freak athlete," Scott professed. "(He's) tall, long and can go get the deep ball. If I was looking at him, I would have taken him! (Before the draft,) Mike and

I were in an Uber, and we were talking to the driver about him and Corey Davis. The driver said he would take Davis but didn't say why he would take him. I told him why I would take Mike! He's a playmaker who can change the game."

"Artavis is an all-around player," Williams said. "He's a great receiver, great special teams player and makes a really big impact on offense

and special teams. Size doesn't really tell you how you play, but he plays big. He can go up and make the competitive plays. At Clemson, he's the all-time leading receiver so that speaks for itself."

## Philip Rivers Makes Special Airport Trip to Greet this New Chargers Coach

By Ricky Henne  
Chargers.com  
Monday, February 13, 2017 12:38 PM PST

It's common practice for someone from a team's front office to pick up players or coaches from the airport when they land.

However, it's not often that a player, let alone your Pro Bowl, superstar quarterback offers to make the trip. Yet that's what happened when the Chargers hired Pat Meyer.

Philip Rivers boasts a personal relationship with the new offensive line coach that spans nearly two decades. It dates back to the first moments the quarterback stepped foot on NC State's campus as a true freshman.

"I met Pat when I was 18 years old at NC State going down the stairs at our facility there for the first time," Rivers recalled. "He was our strength coach there, and we hit it off. He's been a line coach now at a couple different places. He's just a heck of a coach! It's all about family and football with him, and he'll fit in just fine with us."

Meyer vividly recalls their first meeting as well.

"I remember meeting him the first time walking down the stairs coming into the weight room," he said. "He was a 6-5, 200-pound true freshman coming in and I was thinking, 'This is the guy that is going to lead us? This little skinny guy?'"

It didn't take long for Rivers to win him, and the rest of the Wolfpack, over.

"He is what you think of as a true pro. He is what you want in a quarterback. I knew he was special from his first game as a freshman right when he started taking over. His dad is a longtime coach and coached him up. Guys like Philip are very few and far between. There are only a select few who are like that. You only come across those once in a great while that do everything he can. Who can perform on the field and have the knowledge of everything (of) not only what he does, but what the running back is supposed to do, what that wide receiver has for his alignment, what the left guard is supposed to do and so on. He was special."

The pair has kept in close contact for the past 18 years. Number 17 spent time with Meyer and his family in Colorado a few years ago, and they've shared other visits across the country since he left campus.

However, they never could have imagined they'd wind up together in Los Angeles.

Meyer joins the Bolts after spending the last two seasons in Buffalo. He served as a Football Operations Consultant in 2015, focusing on the offensive line as they led the NFL in rushing yards (2,432) and yards per carry (4.78). In 2016 he was the team's offensive assistant, and the Bills once again thrived pounding the rock,

leading the NFL in rushing yards (2,630), yards per game (164.4) and yards per carry (5.3).

It was during Meyer's time in Buffalo that he grew close with the Chargers new head coach. It didn't take long for him to realize Anthony Lynn had the makings to be in the top spot, and he strongly believes he'll bring those same qualities to Los Angeles.

"Anthony is a great leader," Meyer said. "He knows how to relate to the players, so he is going to have good control over the room in a positive way. He will be disciplined in what he does, he will be structured and he will be organized. And he's great to work with. It's a good environment. I have seen both sides of Anthony, where we have been peers as position coaches, then he became the coordinator and then became the boss (as Interim Head Coach). Obviously, he is the head coach now. Anthony is a good guy. He is tough, but he is fair. He is an ex-player too so he knows both sides of it, which is important."

Meyer joined Buffalo after spending the 2013-14 seasons in Chicago coaching the Bears' offensive line. He made the jump to the NFL after one year in the Canadian Football League as the Montreal Alouettes' Offensive Coordinator and Offensive Line Coach. Prior to that, he spent 14 years in the college ranks, including his stint at NC State as Director of Strength and Conditioning.

Although he's spent time in various fields over his 20 years of coaching, Meyer has always been an offensive line guy at heart. Nonetheless, his time working in other areas helped mold his O-Line philosophies into what they are today. That's especially the case for his decade working in strength and conditioning.

"My background is in strength and conditioning for 10 seasons collegiately, but I have always been involved in offensive line play. I was an offensive line player since

I was six years old, and have always been involved and the strength and conditioning background part of it helped me learn how to handle players, push the right buttons on certain players and how to handle different situations, that type of stuff. As a coach I believe in fundamentals and technique is what wins, it really does. I will learn these guys, they will learn me and there will be a time when we learn to trust each other and do the right stuff in the room and learn the different techniques because it is going to be a little different."

While Meyer has a close relationship with Rivers, the other players on the roster are mainly strangers to him. From the moment he's arrived, he's locked himself in his office, pouring over film to best learn his new offensive linemen.

"I've just been watching film and getting to know what (each guy's) strengths and weaknesses are off the film. Obviously I haven't gotten to meet any of them yet, but just watching them and seeing how they react to things (is helpful). Not only, how does the game go but does he play the same in the fourth quarter as he does the first quarter? Does he play the same when we are down 20 points vs. when we are up 20. Just seeing their strengths and deficiencies and how we can work to strengthen both of them."

As for number 17, while they may be close friends, he will be strictly business when they are on field.

"It'll be neat to watch him again," Meyer said. "Obviously I have a prior relationship with him, but I am coaching the line. He is the quarterback and we will have to get on the same page on a lot of things. It'll be fun. The quarterback, he drives everything. Anytime you have a quarterback like Philip you have a chance to have a successful team."

## For Philip Rivers, going with the flow comes easy

*By Sam Farmer  
Los Angeles Times  
September 3, 2017 at 8:00 am*

The most impressive drive of Philip Rivers' NFL career was far longer than a football field.

It happened during the offseason several years ago on a stormy weekend in San Diego. Rivers, All-Pro quarterback of the Chargers, had promised to speak at a Catholic retreat in Phoenix. The weather was nasty, though, and he worried his flight might be canceled.

So without flinching, Rivers hopped in the car, drove to Arizona, gave the talk, then drove home the same day.

He's galaxies removed from the stereotype of a sports prima donna.

"I told them I was going to be there," said Rivers, 35. "I was going to get there."

Rivers is nothing if not honor-bound. He was that way when he got married as a freshman at North Carolina State, not only asking for the permission of Tiffany's dad but of his football coach. He was that way in 2008, when he played through the pain of a torn ACL in the conference championship game at New England. And he's that way today, as the father of eight who will live in San Diego and make the daily commute to Costa Mesa and Carson for practices and games.

Just as he is true to his word, this country boy is true to his roots. He grew up in Decatur, Ala., then played at North Carolina State before coming to San Diego in 2004.

"It was tough at first," he said of adjusting to a West Coast lifestyle. "It took time, being from Alabama and then spending those four years in Raleigh. It took time to really dig into San Diego as a family. It was like, 'We'll be out here a little while, and then we're going back.'

"Then after a while, it's like, 'Gosh, this is home.' We have more and more children born here, then with your church and community, you get more entrenched that way."

In a roiling San Diego market bitterly angry and disappointed about their franchise bolting after 56 years, Rivers still could be elected mayor in a landslide. It's clear that he's disappointed he had to leave — as evidenced by the decision to not uproot his family — yet he has been unwaveringly loyal to the team.

"He's very pure, pure of thought, pure of intention," said former Chargers Pro Bowl center Nick Hardwick, who came in as a rookie

with Rivers in 2004 and played with him for a decade. "He's very comfortable with himself. Everything you see is sincerity and honesty. There's no pretense about him at all. It's very endearing, maintaining that humble nature while also being a superstar."

Both of the NFL teams in Los Angeles have players who are well known in football circles. The Rams have Todd Gurley, Aaron Donald, No. 1 pick Jared Goff. The Chargers have Joey Bosa, Keenan Allen, Melvin Gordon and Jason Verrett. But Rivers and tight end Antonio Gates are the only ones who have been household names longer than a few years, players even casual fans are sure to recognize.

In that sense, no NFL quarterback is more important to his team than Rivers. He is essential on and off the field to a franchise looking to build an L.A. fan base from scratch. And the paradox of that is, Rivers is the last guy to go looking for the spotlight.

"I'll never forget when I was first drafted here and they had the rookie premier at the Coliseum," Rivers said, referring to the annual event during which the first-round picks are photographed for trading cards.

"I remember driving up and seeing the signs to Los Angeles and feeling like, 'Where am I? This is crazy!' I remember calling my dad and saying, 'Dad, I'm on 5 North and it says Los Angeles.'

"My dad has never been to Los Angeles, California. Ever. He'll be 70 in two years. To me it's like, that's a faraway land. Now, I'm playing there. So in a lot of ways I feel like, 'You don't fit up there.' But it's just about being myself. That's the only thing I've known.

"I remember when we came up for that first thing in Inglewood and I was like, 'Hope y'all are OK with cowboy boots and blue jeans.' That's just all I know."

Well, he knows cleats and pads too. He needs 4,167 yards passing to become the seventh player in NFL history to reach 50,000. He has 3,811 completions and needs 189 more to become the eighth player with at least 4,000.

What's more, Gates needs one receiving touchdown to set the NFL record for the most by a tight end. He's currently tied with the retired Tony Gonzalez with 111.

Gates and Rivers, whose careers are inexorably linked, almost think with one mind on the field.

"It's like a marriage," Gates said. "I just know certain looks, certain things that we've talked about for a decade. When we get in those situations again, he may look at me and say, 'Stay skinny!' or, 'Keep your width!' Whatever it is, it's verbal sometimes, it's non-verbal sometimes. It's like we're thinking for each other."

One of the aspects of Rivers' game that's so rare, offensive coordinator Ken Whisenhunt said, is his pinpoint accuracy when on the move.

"The accuracy on adjusted throws is what sets him apart," Whisenhunt said. "He sees the defense, he makes great throws, he makes throws down the field. When he's throwing it



down to the back, and the back's moving left to right, or right to left, even when Philip has to move to avoid the rush, the ball is in a position where the back can keep running." That entails feeling pressure, even when a quarterback can't see it, which Whisenhunt compares to fluidly navigating heavy traffic at high speeds. "If you're driving down the road on the 405, and you've got cars all around you, and there's a tire rolling right at you, you've got to avoid it," the coach said. "He knows where every car is, and then he can make sure that he gets through without hitting that tire. Some guys have that vision."

This season, for the first time, Rivers won't be behind the actual wheel much. He and backup quarterback Kellen Clemens, his close friend, will have a driver take them daily from their nearby homes in San Diego's North County to the Chargers practice facility in Costa Mesa. Although he's not entirely comfortable being chauffeured, Rivers figures that will be like a quarterbacks meeting on wheels.

"It will take some adjusting," he said, "but for me, that was the only way to do it. If I was going to be behind the wheel, I would have felt like I was slighting my preparation. I'll still get home at close to normal time."

A few years ago, the Chargers adopted a team motto, the Latin phrase "Nunc Coepi," which means, "Now, I begin." It's a reminder that a fresh start is always at hand. That resonates with him now more than ever. "No question, this is a new beginning," he said. "To me, it's truly again and again — every practice, every play, every day. It's more and more real to me every year. In the football world, how many more times am I going to get a chance to begin again? I don't know. Definitely on the back nine. I really am excited. It's been about as smooth as it can go. It's kind of a new beginning. Just embrace it three to five years, and let's see." Still, San Diego is not far from his heart. In his garage are a trio of connected padded seats. It's where he used to sit every day for quarterback meetings at the now-dismantled Chargers Park.

"At some point, it will be kind of cool to set them up in a room somewhere," he said.

But not now. This road warrior still has miles to go.

## Philip Rivers' new ride allows him to stay home

By Kevin Acee  
San Diego Union-Tribune  
September 4, 2017 at 10:00 am

As the 73 toll road turned into Interstate 5 and San Juan Capistrano and then San Clemente sped by unseen, Philip Rivers and Kellen Clemens watched tape of the Denver Broncos defense and then a little of the San Francisco 49ers defense.

It was the last Monday in August, the return leg of the first round trip for the Riversmobile, an SUV that has been gutted and turned into what the Chargers starting quarterback calls the "best QB room I've ever been in."

The season opener against the Broncos was two weeks away, and there is only so much

preseason tape can help. Even with the trip going faster than expected.

Soon Camp Pendleton was on either side of them and then Oceanside.

They clicked over to catch up on the news and were watching ESPN when the SUV slowed to take the North County exit that would deliver the Chargers' QB1 and QB2 to the Rivers' driveway just before 5:40 p.m.

"An hour and 18 minutes," Rivers said later. "Which is nothing."

Rivers and Clemens shared a laugh as they neared their destination.

"There may be some days," Rivers said. "where we're hoping to get in a little traffic because we have more work to do."

This is how Rivers, a Charger since 2004, didn't have to relocate even though his team did.

In order to remain a San Diegan, Rivers invested in just about the most L.A. vehicle ever.

Three days a week during the season he will make the commute from his San Diego home to the Chargers' Costa Mesa facility. It's a trek many know too well — and dread.

Rivers will do it in a different, more efficient manner.

Essentially, his mode of transportation is a mobile man cave with the seats like those in a first class airplane set side-by-side in the back facing forward, plenty of room for a 6-foot-5 quarterback to fully recline while watching film on the 40-inch television screen separating the front seat and rear cabin. There is satellite TV, WiFi and a small refrigerator Rivers would rather you call a cooler.

For upwards of \$200,000 (plus a driver's salary), anyone can make the freeway melt away.

This is the purview of CEOs and agents and directors and the kind of lawyers who charge \$1,000 an hour.

As Tiffany Rivers asked her husband after he reported with glee how well his first trip had gone, "Do you feel like a king?"

The answer, a little bit, was affirmative.

But be sure, this was an investment made only after much investigation and introspection, for the right reasons.

"My two biggest things were my family time and my preparation and what I owe this football team," Rivers said. "I was not going to sacrifice either of them in any big proportion. I can look at all the pluses and minuses and say, 'OK. This does it.' This allows me to get home in the 6 to 7 hour, which is when I got home the last 11 years, and it allows me to watch all or more of the film I watched before."

Just like his new vehicle, which requires close inspection from the outside to notice any modification that makes it different from a standard SUV, this commitment involved grappling with both reality and perception for Rivers.

"I don't want it to be, 'He's stuck in a car all day, maybe that's why he struggled,'" he said. "Come on."

Come on, indeed. This is being done out of necessity, because the large and young Rivers family has roots it did not want to tear. And it can afford not to.

Still, we're talking about a man who likes frills the way he likes interceptions. Rivers lives as about as modestly as one can when his career earnings are bumping up against \$200 million.

His primary mode of transportation is a 2008 Ford F250. He wears cowboy boots — real ones, plain brown, nothing made of a swamp creature or rare bird. His dress shirts are Western cut and have shiny buttons.

The Rivers family spent hours searching Orange County, touring schools and homes. They looked at eight of the latter.

"Every time we started driving back home," Rivers said, "it was like, 'Gosh!' We had the feeling of 'Ohhhh.' ... You look around (when house hunting) and you kind of get excited. You know, 'That's a neat neighborhood.' Then we'd be driving home and we'd get to about Carlsbad and say, 'Gosh! I feel like we're going home.' It just felt that way."

The ties to San Diego were almost 13 years in the making. Rivers and his wife got to thinking about doctors and dentists and friends and sports teams and schools and all that would go into changing those things for eight children — the youngest of which will turn 2 in October, the oldest having just started high school.

"It was literally making me go, 'This is crazy,' " Rivers said. "I know at some point, (players) have to move. I know it's life for a lot of people. People have to move all the time."

It's not Rivers' fault he has the means to make a 90-minute commute comfortable and productive. It's actually admirable that he wanted to do so.

"We're just so thankful for what we have," Rivers said. "That's why we didn't want it to change."

With staying in San Diego as the end, the first option considered was carpooling with Clemens, just as they did when the Chargers were in San Diego. This would be 70 extra miles, but maybe if they traded off driving duties it wouldn't be so bad.

"After about a day or two of seeing what that looks like it was, 'No way,'" Rivers said. "No way I'd be behind the wheel for three hours a day and feel like I'm preparing. I'm wasting three hours. It's just different. It takes a different toll on you."

Then he considered maybe a simple conversion of the family's Sprinter van, the one that Tiffany Rivers uses to tote around eight kids.

"She was like, 'You're taking our family's car?'" Rivers recalled his wife saying.

What about a helicopter?

"That was about 15 minutes of me doing an Internet search and five more minutes with me wondering, 'What in the world am I thinking

about this for? I've never been in one in my life. ... Plus, unless it could pick me up in my neighborhood and land on the practice field, it wasn't going to be that much faster."

So Rivers did another Internet search. He typed "mobile offices southern california" into Google. He found a company in Oxnard that caters to Hollywood types and CEOs.

Even then, his thought was to go used.

Convinced he needed something specific to his needs, he still leaned heavily toward basic.

"I really just need a TV screen and HDMI, the ability to plug in my computer to the screen," he told the guy at Becker Automotive Design.

But that's not how the high-end automobile conversion market works. It's more of an "If you're going to do it, do it right" kind of market. And there had to be a thought about resale.

"If this doesn't go as smooth as I think," Rivers said. "I need to be able to sell it."

Someday he will need to unload the vehicle anyway.

"If this was year five for me, we'd move," Rivers said. "We'd want to stay in the same city, but I'd have a long way to go. You don't know. ... This is the home stretch. I could have five years. I'm only signed up for three."

So in the meantime, should it keep going like that Monday test run, Rivers has hopes of being back in San Diego in time to help pick up the kids from school on Fridays the team has a home game.

Home, even with a new home.

## An Open Letter to All NFL Players: Let's Get Organized

*By Russell Okung  
Players Tribune  
October 13, 2017*

Fellow NFL Players,

By now you've likely read the commissioner's letter addressed to NFL executives and have seen reports about the league's upcoming meetings. It occurs to me that any attempt to respond collectively as players is complicated by numerous challenges, and that our options for speaking with one voice are limited. This means we can either wait until we receive our respective marching orders, speak up individually, or find a way to collaborate and exercise our agency as the lifeblood of the league.

Over the past few years, I've thought a lot about how we might have a meaningful conversation together. I wish it were as simple as public perception would have you believe — that we all have each other's cellphone numbers and hang out together on a regular basis. Since that's not the case, I hope this letter reaches as many active players as possible, and serves as a catalyst to convene a conversation among those of us who are uncomfortable having important decisions made without us in the room.

Things have clearly gotten out of control. As a pragmatist, I will admit, I initially doubted the merits of Colin Kaepernick's protest and questioned his strategy.

I was wrong.

There is now no doubt in my mind that what he did last season was a courageous, prophetic, self-sacrificial act that has captivated a nation and inspired a powerful movement.

If I had his cellphone number, I would tell him that.

As Kap's message has now been distorted, co-opted and used to further divide us along the very racial lines he was highlighting, we as players have a responsibility to come together and respond collectively. But how can this happen practically?

The uncharted territory we're dealing with requires us to innovate if we are to effectuate any meaningful change — if we are to look back at this moment with pride when our grandkids ask us one day how we responded to the circumstances we now face. This requires some sober self-reflection and a greater awareness of what is limiting our effectiveness.

Ours is a unique dynamic. The NFL Players Association, for better or worse, is limited in its capacity to "unify" our interests. Unlike a traditional labor union, the foundational nature of our relationship to each other is defined by fierce competition and learned opposition. The system is designed to keep us divided and to stifle our attempts to collaborate — we're made to see each other as the enemy. Indeed the system celebrates when it puts us at odds with one another.

As a competitor who loves the game, I can appreciate this aspect of the league to a certain extent. But the current controversy is obviously about much more than football.

Currently, the will of the players who align with Kap's message is being diluted. Rather than our collective voice prevailing in a way that spans the league, you are seeing individual teams respond separately to the protest in 32 different ways. It's telling that these decisions are being made at the team level and not being driven by the interests of the players collectively. Some teams are standing and locking arms. Some are staying in the locker room. And some are now being banned from protesting altogether. While many of us can be grateful that our ownership groups don't take direct orders from the President, we are also aware that the owners are much more united than we are as players.

Player protests have caused such a disturbance that the NFL has now chimed in and prioritized discussions on this topic for next week's meetings.

Owners have the ability to quickly and efficiently communicate, collaborate and align their objectives to serve the broader interests of the shield. By and large, they are carrying out a strategy to this end, regardless of how it impacts us as players and regardless of how much it reflects our actual will. I don't mean this to sound disparaging or suspicious of all NFL owners. Again, it's just an observation of how the system is designed. It is, in many ways, what we all signed up for.

While I don't have all the answers as to how to ensure we are not robbed of this moment, I am convinced that we will never make progress if we do not find a way to come together and take action that represents the will of the players. What we have is strength in numbers. But our strength is currently not being leveraged because we have no means of direct communication that is not — in some way, shape or form — controlled, monitored or manipulated by outside forces.

So here's my idea: Let's open up a line of communication just between us, and be ready to respond with one voice as players. Let's transcend the "natural" divisions that have been defined by the league and sanitized by a fictional narrative of competition above all else.

Now, I can't exactly put my phone number or email address in this letter for obvious reasons. But there's another way to start moving things forward. I'm going to initially lean on Twitter, the preferred social tool of our day, and attempt to connect us with each other. If you follow me (@RussellOkung), I will follow back and DM you next steps for collaboration. From there, we can build out and discuss options for a better way to communicate with one another going forward.

Again, I don't have all the answers, but I'm hoping to help facilitate some practical next steps by first addressing our limited ability to communicate.

I look forward to hearing from you on the President's favorite medium. Until then, stay strong.

## Russell Okung's mission to protect the quarterback

*By Dennis Freeman  
News4usonline.com  
September 13, 2017*

COSTA MESA, CA—Russell Okung is a big man. At 6-foot-5 and 310 pounds, Okung is big enough to slap down Big Foot. That's why the Los Angeles Chargers made a push to sign the veteran offensive tackle during free agency.

Coach Anthony Lynn and the Chargers got their man, inking the much-hyped Okung to a four-year, \$53 million deal back in the spring. But for that agreement to take place, there was mutual admiration of the Chargers on Okung's part to make the deal a reality.

"Even in the past, we just knew they were always a really talented team," Okung said after a Chargers training camp practice during the summer. "Hopefully, I can bring something helpful to the guys here. I saw what coach Lynn was doing, and I was immediately sold on who he was as a person and what he was going to do as a coach. What we're doing now is indicative of what our success will be. I'm all the way in."

Landing Okung is a big deal for the Chargers and Lynn. With an aging quarterback in Philip Rivers, who can still zing it all over the football field, and a promising rushing attack with a young runner in Melvin Gordon, the Chargers needed to not only shore up its offensive line,

they needed to put in place dynamic pieces that will push their offensive firepower.

A good start would be with a talented run-blocker and a ferocious pass protector. For the Chargers' sake, they have both attributes in Okung. There are not too many players at his position in the National Football League (NFL) that are as good as Okung. He was the anchor to the Seattle Seahawks' offensive line during the team's back-to-back Super Bowl appearances.

Last season, Okung found himself in a Denver Broncos uniform, dropping pancakes and making space for the likes of quarterbacks Brock Osweiler and Trevor Siemian. With a multi-year pact with the Chargers established, Okung is now firmly entrenched to getting down to the business of pass protection and run-block dominance.

The Chargers can benefit from Okung's method of laying hands on opposing defensive linemen in more ways than one. The last time the Chargers had a running back go over the 1,000-yard rushing mark was in 2013 when Ryan Mathews galloped his way to 1,255 yards.

When it comes to having his backside protected, it's a good bet that Rivers might have a little bit more confidence that he has Okung in front of him as that moving wall keeping him from harm's way. Against Von Miller and the Broncos' quarterback rodeo crew on Monday Night Football to open their 2017 NFL season, the Chargers offensive line surrendered only one sack.

Considering that Miller and the Broncos recorded at least 93 quarterback hurries in 2016, according to SportingCharts.com, that's almost light years better than what Rivers has had to go through in the past few years. Since 2012, Rivers have been sacked (including the Chargers' 2017 season-opener) 242 times. That's a lot of time for a quarterback to be on his backside.

To help cancel out this problem, the Chargers brought in Okung and drafted rookies Dan Feeney and Forrest Lamp in order try to fix this issue. If the head-to-head matchup with the pass-rush happy Broncos is any type of barometer, the Chargers looks like clear winners on this platform. The chemistry jelling of the team's offensive line should not be understated or dismissed.

By hanging out with his O-line buddies and getting more acquainted them and with their families, Okung said the rapport between teammates will carry itself out on the field.

"It comes down to trust," said Okung. "Like any relationship, I trust somebody to do their job, and they trust me to do my job as well, too. When you're dependable, everybody has success."

Don't expect Okung to take all the credit for the offensive line's re-birth. The success of any offensive line is not dependent on individual achievement. It's group success or bust.

"It's always been all of us collectively working together on every single play. There is no one offensive lineman who has a great game," Okung said. "That's not going to happen. Usually, it comes down to a lot of things. It

comes down to participation and understanding where your help is."

Okung spent the first six years of his career with the Seahawks, four of them sliding up and down the field trying to shield the scrambling Russell Wilson from taking too many hits. Rivers is a more stationary, throwback-type quarterback who doesn't have a choice but to stand in the pocket.

To Okung, the styles may be different, but keeping defenders off the quarterback is in the same job description.

"Philip (Rivers) is definitely a more pure pocket passer, and his understanding of concepts, in terms of really relying on the throwing game... It's amazing. I've never seen anything like it," Okung said. "Russell is different. He has a different way of playing. The offenses are completely different as well. Also, with (offensive coordinator) Ken (Whisenhunt), you have to know a lot and understand a lot of different things as well."

Part of that understanding is knowing that as offensive linemen, you live in a world of anonymity.

"We don't have as much notoriety," Okung said. "Nobody cares about our stats. We don't have stats. What's more important is that we're more of unsung heroes. Nobody talks about us until we're doing bad. If they're not talking about us, we're doing our jobs."

## Sean McGrath's Affinity for Art

*By Hayley Elwood  
Los Angeles Chargers  
Friday, July 21, 2017 4:15 pm*

When he's not blocking or catching passes on the field, you can find Sean McGrath practicing one of his favorite hobbies: art.

The tight end has been showcasing his creative side ever since he was he was a kid. Growing up in Chicago, he was used to arts having a front and center role in the city's culture. Being influenced by his grandma, who graduated from the art institute, McGrath got his BFA in studio art from Henderson State University.

What is it about the hobby that McGrath loves so much?

"It keeps your brain active," McGrath said. "Anything you can do to get the wheels turning and have it not (always) be about football I think keeps you fresh and on your toes. Especially with the creative side of your brain. It keeps you balanced."

While he's passionate about football, McGrath is well aware NFL careers can be short lived. Having come into the league as an undrafted free agent in 2012, he bounced around a few teams before finding a home with the Chargers halfway through the 2015 season. Despite appearing in 16 games a season ago for the Bolts, he's cultivating his passion for his second career down the line.

"For a lot of guys, it's football, football, football. A lot of times when it comes down to it, the 'Not for Long' is a different (meaning) for the NFL acronym. It's always good to have something to fall back on whether it's art, finance or whatever

you decided to get your degree in. It's important. So, to be able to practice it while I'm at such a young age having this position is good."

Art mediums hold no bounds for McGrath. From sculpture to sketches, he can do it. He even sometimes draws his teammates on the plane.

But, one of his favorite things to do is go to the beach and sketch people on the fly. Who knows? You may just be the next recipient of a McGrath original.

"I usually go to the beach because there are more bodies there. I call it 'sniping' because I sit there and draw people. I'll sketch the whole scene and it's kind of cool. I'll draw the scene and if I see a couple or family enjoying the sunset, I like to capture moments like that. I'll draw, rip it out and give it to them. I always try to get my karma points and do something nice for people! It's all about staying inspired and trying to inspire other people on a daily basis."

## How NFLer's gas station 'Jesus' moment led him to Chargers

*By Hannah Withiam  
New York Post  
May 17, 2017 | 5:37pm*

For the Chargers' newest safety, the team apparently was predestined to land in Los Angeles, and God wanted him to follow.

Former Panther Tre Boston appears to be a believer in the relocation from San Diego after a stranger he said he met at a North Carolina gas station divinely inspired the free agent to choose Los Angeles over the Bills and Steelers. The so-called supernatural interaction started when the man, with his three children in tow, approached Boston at the gas pump and asked if he could spare some change. The three-year pro handed over a \$20 bill.

"So he tells me thank you so much, and that God put me in his life for a reason," Boston told ESPN on Tuesday. "And in my mind I'm saying you're here for a reason, too. So in my mind I'm saying should I ask him, 'L.A. or Buffalo.' And before I could ask him, my man told me, 'Thank you so much. There aren't too many people like you in this world, God's children. My name's Mike Daniels, but people call me L.A.'"

Daniels' nickname, with its Chargers ties, struck Boston to his core. He said he burst into tears on the spot — and then spotted Jesus on a gas station advertisement stand as he reached into his car for a tissue. One of the cards featured on the stand read, "Jesus saves," he recalled.

"I ended up giving him \$100 because I knew he changed my life, just like I knew I changed his life," Boston said about the stranger, with whom he said he talked for another half hour before leaving with a contract on the horizon and a sense of belonging. "Honestly, that's the reason why I'm here. It didn't matter how much money was given to me. It didn't matter really who was on the team, it just happened to be a great fit. God told me to come here, and that's my testimony. And that's why I'm here."

Boston, who signed a one-year deal with the Chargers on Monday after playing his first three

seasons with the Panthers, expects to compete for significant playing time at free safety.

Once he heard "God" and "L.A." leave Daniels' mouth, Boston knew the prayers he'd said on the drive home had been answered. He had met his own Los Angeles angel.

"At the end of the day God told me to come here," Boston said. "And I'm a man of faith, so I couldn't go against his word."

## Encounter with gas station stranger leads Tre Boston to Chargers

By Eric Williams  
ESPN.com  
Tuesday, May 16, 2017

SAN DIEGO -- A chance meeting at a gas station served as divine intervention for Tre Boston, guiding his decision to join the Los Angeles Chargers in free agency. "At the end of the day God told me to come here," Boston said. "And I'm a man of faith, so I couldn't go against his word."

Recently released by the Carolina Panthers in a cost-cutting move, Boston had three suitors in the Chargers, the Buffalo Bills and the Pittsburgh Steelers.

After visiting all three teams, Boston said he prayed for clarity as traveled back home to Charlotte, North Carolina, to make his decision. That's when he stopped by the local gas station, even though he had a half a tank, to take advantage of a price that had dropped from \$3.29 to \$3.10 a gallon.

"I crossed two lanes to get to the gas station," Boston said. "I pump my gas. After I pump my gas, I put my wallet in my car. After I put my wallet in my car, there's a guy with three kids and he asked me for a little bit of change, or if I had a dollar or two. I gave him a \$20.

"So he tells me thank you so much, and that God put me in his life for a reason. And in my mind I'm saying you're here for a reason, too. So in my mind I'm saying should I ask him, 'L.A. or Buffalo.' And before I could ask him, my man told me, 'Thank you so much. There aren't too many people like you in this world, God's children. My name's Mike Daniels, but people call me L.A.'"

Boston said he started crying, taking the nickname of his new friend as a sign from the man upstairs that he should join the Chargers.

And as he reached for a tissue in his car, Boston said he thought he saw Jesus on an advertisement stand selling gas station cards.

Boston said he glanced back and on the stand he saw a card that said, "Jesus saves." The two men talked for another half hour before saying their goodbyes.

"I ended up giving him \$100 because I knew he changed my life, just like I knew I changed his life," Boston said. "Honestly, that's the reason why I'm here. It didn't matter how much money was given to me. It didn't matter really who was on the team, it just happened to be a great fit.

"God told me to come here, and that's my testimony. And that's why I'm here."

Boston signed a one-year deal to join the Chargers, where he'll compete with incumbent Dwight Lowery for playing time at free safety.

He spent his first day on the field at Chargers Park during the team's OTAs working with the second unit on defense.

"I'm explosive, I'm a playmaker," Boston said, when asked to describe his skill set. "I'm dynamic. I'm a guy that's going to bring energy, and make sure we're always up and high-spirited. I play with a high tempo, so I want my guys to play with the same thing. Right now I know we have a great group of guys, if we keep working hard this group could be special."

Boston went on to say one of the attractions to the Chargers was assistant defensive backs coach Chris Harris, who was with him in Carolina during a training camp for the Panthers last season.

"He's my guy," Boston said. "He really tried to recruit me to come here, because honestly I had written them off. I saw the depth chart and they had nine safeties, and I could have gone somewhere else that needed me that was a little shorter on safeties.

"But they reassured me that I have a chance to win a position battle, and all I needed was a chance."

## NFL's Tyrell Williams returns to Turner Elementary

By Gary Horowitz  
Statesman Journal  
5:42 p.m. PT Feb. 21, 2017

TURNER -- Much has changed for Tyrell Williams since he roamed the halls at Turner Elementary School as a fifth grader.

These days Williams is a standout wide receiver for the Los Angeles Chargers.

On Tuesday he was back at his old school, a guest of principal Dan Petersen, Williams' track and field coach at Cascade High School.

Leafing through a 2002-2003 Turner Elementary School yearbook, Williams smiled when he saw his fifth-grade photo among fellow classmates.

"It's just cool, especially coming back to where I went to school," Williams said. "To be able to see old yearbooks and stuff, to see the kids go through the same cycle I went through, it's cool. It's fun."

Williams was in town to visit family members, but made time to be part of an assembly at Turner Elementary.

Students in grades 1 through 5 learned there was a special guest waiting for them when they walked in the gymnasium.

"As soon as I knew I was like jumping around," said fifth-grader Taylor Swift, a Williams fan. "Everybody was like, 'calm down, Taylor.'" Swift makes a point of trying to watch Chargers games on television "every Sunday" because her favorite player is on the team.

"I knew that he went to this school, so that was really cool," Swift said. "I know he's famous."

Not all of the students were as familiar with Williams, but you would never have guessed it based on their enthusiastic response watching a video of Williams' NFL highlights as he sat with them on the gym floor.

They provided Williams with engaging banter and it didn't matter to him if they knew who he was.

"One girl was talking about her cat and how it's allergic to fleas. I don't know if she knew," Williams said. "Some of them did. They were talking about their dad's favorite teams and stuff. It's kind of cool just to hang out with them."

After the video, Williams answered a few questions from Petersen about his life, took part in a suggested touchdown celebration dance courtesy of a group of students, gave high-fives to the children as they left the gym, and signed autographs during lunch.

Williams hopes he left a message with students that will resonate.

"No matter where you're from, the size of the school doesn't really matter," he said. "It's just if you get an opportunity make the best of it."

Williams blossomed in his second NFL season after signing with the San Diego Chargers as an undrafted free agent out of Western Oregon University in May of 2015.

Last season he led the Chargers with 69 receptions for 1,059 yards and seven touchdowns and was a finalist for the VIZIO Top Value Performer, an award presented annually to the NFL player whose on-field performance most exceeds the value of their annual salary. Williams is entering the final year of a three-year, \$1.575 million contract.

If Williams has another stellar season, he'll likely receive a substantial raise. He would become a restricted free agent after the 2017 campaign.

"The money is obviously nice and it's a big part of it, but I just love playing football," Williams said. "I make plenty of money so I'm not worried about going out and making more. It'll come."

Petersen said Williams remains the same humble young man who was a three-sport athlete (football, basketball and track and field) when he was a sprinter at Cascade.

Williams now stands 6-foot-4 and 205 pounds, but weighed only 160 pounds coming out of high school and was not recruited by major colleges. He went on to become WOU's career leader in receptions.

Despite long odds, Williams made the most of his opportunity in San Diego. He played on special teams early in his rookie season, spent two months on the practice squad, and returned to the active roster for the last seven games. His first NFL reception went for an 80-yard touchdown.

"He's the perfect example for our community kids of what it means to dream big," Petersen said.

In January, the Chargers finalized a move from San Diego to the Los Angeles area after months of speculation. The Los Angeles

Chargers will play the next two seasons at the StubHub Center in Carson, California, before moving to a new stadium in Inglewood for the 2019 season.

Williams would have preferred if the Chargers stayed in San Diego, but he's not complaining. As for his NFL future? Well, one excellent season has not made Williams feel like he's arrived.

"It is crazy," Williams said of his breakout season. "(But) I still feel like I have a lot to get better at."

## **TYRELL WILLIAMS**

Age: 25

Height/weight: 6-4, 205

Occupation: Wide receiver for the Los Angeles Chargers. Signed as an undrafted free agent in May of 2015.

Hometown: Salem

High School: Cascade

College: Western Oregon University

2016 season: Had a team-high 69 receptions for 1,059 yards and seven touchdowns, including three 100-yard games.

Of note: Williams' first NFL catch went for an 80-yard touchdown against the Denver Broncos. It was the longest first catch by a player in franchise history. ... Finished his college career at Western Oregon as the school's career leader with 165 receptions, good for 2,792 yards and 21 TDs. ... Was a three-time All-Great Northwest Conference selection.